



WILD CARD WEEKEND WEEKLY RELEASE



TITANS VS. RAVENS
SUNDAY, JANUARY 10, 2021





SAINT THOMAS SPORTS PARK | 460 Great Circle Road | Nashville, TN 37228 | 615-565-4100 | TennesseeTitans.com | @Titans

ROBBIE BOHREN Senior Director of Communications | DWIGHT SPRADLIN Assistant Director of Media Relations
 JARED PUFFER Media Relations Manager | KATE GUERRA Team Publicist | KIM SMITH Media Relations Coordinator

FOR IMMEDIATE RELEASE

JANUARY 4, 2021



TITANS HOST RAVENS IN WILD CARD PLAYOFF GAME



Tennessee Titans (11-5) vs. Baltimore Ravens (11-5)

Sunday, Jan. 10, 2021 • 12:05 p.m. CST • Nissan Stadium • Nashville, Tenn. • TV: ESPN/ABC

NASHVILLE — The AFC South champion Tennessee Titans (11-5) host the Baltimore Ravens (11-5) this week in a wild card playoff game. Kickoff at Nissan Stadium is scheduled for 12:05 p.m. CST on Sunday, Jan. 10.

With their 41-38 victory at Houston last week, the Titans earned a division title and the AFC's fourth seed. It is their third playoff berth in five years since general manager **Jon Robinson** was hired and the second consecutive playoff appearance under head coach **Mike Vrabel**. The 2019 squad advanced to the AFC championship game.

This week's matchup is accompanied by an air of familiarity. It is the fifth all-time playoff matchup between Tennessee and Baltimore and the second such encounter in as many years. The Titans traveled to face the Ravens in the divisional round of the 2019 playoffs and won 28-12 to knot the postseason series at 2-2. Eleven months later, on Nov. 22, the Titans returned to M&T Bank Stadium for a regular season battle and prevailed 30-24 after running back **Derrick Henry** scored on a 29-yard run in overtime.

The game features the NFL's top two rushing teams. The Ravens' 191.9 rushing yards per game paced the league, while the Titans ranked second at 168.1.

THE BROADCAST

This week's contest will be nationally televised on ESPN and simulcast on ABC, including Nashville affiliate WKRN News 2. The broadcast team includes play-by-play announcer **Steve Levy**, analysts **Brian Griese** and **Louis Riddick**, reporter **Lisa Salters** and officiating analyst **John Parry**. ESPN Deportes will provide the Spanish-language presentation.

Fans can livestream the broadcast on their mobile devices from the Titans Mobile App (iOS and Android) and on TennesseeTitans.com mobile web. Restrictions apply. For more information and additional streaming options visit TennesseeTitans.com or NFL.com/ways-to-watch.

The Titans Radio Network and Nashville flagship 104.5 The Zone will carry the game across the Mid-South with the "Voice of the Titans" **Mike Keith**, analyst **Dave McGinnis**, sideline reporter **Amie Wells**, and gameday hosts **Rhett Bryan** and **Jonathan Hutton**.

Westwood One Sports will broadcast the game to a national radio audience. Play-by-play announcer **Brandon Gaudin** and analyst **Rod Woodson** will have the call.

TITANS WIN FIRST DIVISION TITLE IN 12 YEARS

Last week at Houston, Tennessee clinched the division crown when **Sam Sloman** bounced a 37-yard field goal attempt off the right upright and through as time expired in the fourth quarter. It gave the Titans their first AFC South championship since 2008 and the right to host a playoff contest for the first time since they hosted the Ravens in a divisional matchup on Jan. 10, 2009.

Henry captured his second consecutive NFL rushing title in 2020 after posting a franchise-record 250 rushing yards against the Texans. He accumulated 2,027 rushing yards on the season, making him just the eighth player in NFL history to reach the 2,000-yard rushing mark. He also led the NFL with 17 rushing touchdowns.

Quarterback **Ryan Tannehill** started all 16 regular season games in 2020 and delivered one of the franchise's best seasons by a quarterback. His 40 combined passing (33) and rushing touchdowns (seven) were the most by any Titans/Oilers player, while he also ranked third on the team's single-season passing yards list (3,819).

Wide receiver **A.J. Brown** had 151 receiving yards at Houston, including a touchdown and a 52-yard catch to set up Sloman's game-winner. He concluded his second season with 1,075 receiving yards and 11 touchdown catches.

THE RAVENS

Head coach **John Harbaugh** now has led the Ravens to a playoff berth in nine of his 13 seasons with the organization. His team enters the 2020 postseason as the AFC's top wild card and the fifth overall seed in the conference. They won 38-3 last week at Cincinnati, tallying their fifth consecutive victory after beginning the season 6-5.

A season after winning the 2019 Associated Press NFL Most Valuable Player Award, Baltimore quarterback **Lamar Jackson** passed for 2,757 yards and 26 touchdowns in 2020 and rushed for another 1,005 yards and seven touchdowns.

2020 TITANS SCHEDULE					
REGULAR SEASON					
Day	Date	Opponent	Result, Kickoff	Score, TV	
Mon.	Sept. 14	at Denver	W	16-14	
Sun.	Sept. 20	JACKSONVILLE	W	33-30	
Sun.	Sept. 27	at Minnesota	W	31-30	
Sun.	Oct. 4	Bye			
Tue.	Oct. 13	BUFFALO	W	42-16	
Sun.	Oct. 18	HOUSTON	W	42-36 (OT)	
Sun.	Oct. 25	PITTSBURGH	L	24-27	
Sun.	Nov. 1	at Cincinnati	L	20-31	
Sun.	Nov. 8	CHICAGO	W	24-17	
Thur.	Nov. 12	INDIANAPOLIS	L	17-34	
Sun.	Nov. 22	at Baltimore	W	30-24 (OT)	
Sun.	Nov. 29	at Indianapolis	W	45-26	
Sun.	Dec. 6	CLEVELAND	L	35-41	
Sun.	Dec. 13	at Jacksonville	W	31-10	
Sun.	Dec. 20	DETROIT	W	46-25	
Sun.	Dec. 27	at Green Bay	L	14-40	
Sun.	Jan. 3	at Houston	W	41-38	
POSTSEASON					
Sun.	Jan. 10	BALTIMORE	12:05 p.m.	ESPN/ABC	

All kickoff times Central

AFC SOUTH STANDINGS

TEAM	W	L	T	PCT	DIV	CONF
yx-Tennessee Titans	11	5	0	.688	5-1	8-4
x-Indianapolis Colts	11	5	0	.688	4-2	7-5
Houston Texans	4	12	0	.250	2-4	3-9
Jacksonville Jaguars	1	15	0	.063	1-5	1-11

x - Clinched playoff berth y - clinched division title

LAST WEEK: Ten 41 at Hou 38, Jax 14 at Ind 28

THIS WEEK'S WILD CARD GAMES (central time): Ind at Buf (Sat 12:05), LAR at Sea (Sat 3:40), TB at Was (Sat 7:15), Bal at Ten (Sun 12:05), Chi at NO (Sun 3:40), Cle at Pit (Sun 7:15)

GAME INFORMATION

Date of Game Sunday, Jan. 10, 2021
Kickoff Time 12:05 p.m. CST
Venue Nissan Stadium
Location Nashville, Tenn.
Opened in 1999
Surface Natural Grass
Normal Capacity 69,143
This Week's Capacity 21 percent

Home Team Tennessee Titans (11-5)
Website www.TennesseeTitans.com
Media Guide www.TennesseeTitans.com/Media
Franchise since 1960 (1960-96 Houston Oilers; 1997-98 Tennessee Oilers)
Ownership Amy Adams Strunk (Controlling Owner and Chairman, Board of Directors); Kenneth S. Adams, IV (Board of Directors); Barclay Adams; Susan Lewis
President/CEO Burke Nihill
EVP/General Manager Jon Robinson
Head Coach Mike Vrabel (since 2018)
Offensive Coordinator Arthur Smith
2020 NFL Offensive Rank 2T (Total), 2 (Rush), 23 (Pass)
2020 NFL Defensive Rank 28 (Total), 19 (Rush), 29 (Pass)

Visiting Team Baltimore Ravens (11-5)
Website www.baltimoreravens.com
Franchise since 1996
Owner Steve Bisciotti
President Dick Cass
Executive VP/GM Eric DeCosta
Head Coach John Harbaugh (since 2008)
Offensive Coordinator Greg Roman
Defensive Coordinator Don Martindale
Special Teams Coordinator Chris Horton
2020 NFL Offensive Rank 19 (Total), 1 (Rush), 32 (Pass)
2020 NFL Defensive Rank 7 (Total), 8 (Rush), 6 (Pass)

Referee Jerome Boger
Television ESPN/ABC
Nashville ABC Affiliate WKRN News 2
Mobile* Titans Mobile Site, Titans App, ESPN+, NFL App, Yahoo! Sports App
**Geographic and device restrictions apply. Data charges may apply.*
Play-by-Play Steve Levy
Analysts Brian Griese and Louis Riddick
Reporter Lisa Salters
Officiating Analyst John Parry

Radio Titans Radio Network
Flagship WGFX 104.5 FM-The Zone
Satellite Radio TBA
Play-by-Play Mike Keith
Analyst Dave McGinnis
Gameday Hosts Rhett Bryan, Jonathan Hutton
Reporter Amie Wells



SERIES AT A GLANCE

- Overall series (regular & postseason): **Titans lead 13-12**
- Regular season series: **Titans lead 11-10**
- Postseason series: **Series tied 2-2**
- Total points: **Titans 422, Ravens 462**
- Current streak: **Two wins by Titans**
- Titans at home vs. Ravens: **6-7 (including 0-2 in playoffs)**
- Titans on road vs. Ravens: **7-5 (including 2-0 in playoffs)**
- Longest winning streak by Titans: **3 (1998-99)**
- Longest losing streak by Titans: **5 (2000-02)**
- Titans vs. Ravens at Nissan Stadium: **4-6**
- Last time at Nissan Stadium: **RAVENS 21 at Titans 0 (10-14-18)**
- Titans vs. Ravens at M&T Bank Stadium: **6-4**
- Last time at M&T Bank Stadium: **TITANS 30 at Ravens 24 in OT (11-22-20)**
- First time: **Ravens 13 at OILERS 29 (9-15-96)**
- Mike Vrabel's record vs. Ravens: **2-1 (including 1-0 in playoffs)**
- John Harbaugh's record vs. Titans: **3-5 (including 1-2 in playoffs)**
- Mike Vrabel's record vs. John Harbaugh: **2-1**

A TITANS VICTORY WOULD ...

- Give the Titans their third consecutive postseason appearance with a victory in the opening round (2017 at Kansas City, 2019 at New England).
- Improve the all-time franchise postseason record to 18-21, including a 9-8 record as the Tennessee Titans (1999–present).
- Give the Titans a 14-12 record in their rivalry with the Ravens, including a 3-2 record in the playoffs.
- Improve Mike Vrabel's career record to 32-20 as a head coach, including playoffs.
- Improve QB Ryan Tannehill's combined starting record in the regular season and playoffs to 63-55, including a 21-9 record with the Titans.

National Radio Westwood One Sports
Play-by-Play Brandon Gaudin
Analyst Rod Woodson

Scheduled Gameday Promotions (subject to change)
Fans Will Receive Titans playoff rally towels
Honorary 12th Titan TBA
National Anthem TBA
Halftime Performance TBA

GAME PREVIEW

TEAM NOTES

PLAYER NOTES

MEDIA

STATISTICS

ROSTERS

WHAT TO LOOK FOR THIS WEEK

- The Titans are making their third postseason appearance in five seasons under general manager **Jon Robinson**. They advanced to the divisional round in the 2017 postseason and to the AFC championship game in the 2019 playoffs.
- WR **Corey Davis** (three career postseason touchdown receptions) needs one touchdown catch to become the second player in franchise history with four or more postseason touchdown receptions. Only **Ernest Givins** (eight) has previously accomplished the feat.
- RB **Derrick Henry** can notch his 11th 100-yard rushing game of 2020 (regular season and playoffs) and his 24th career 100-yard rushing game, including regular season and playoffs.
- RB **Derrick Henry** can record a franchise-high fourth career 100-yard rushing game in the postseason.
- RB **Derrick Henry** can record his fourth career playoff game with 150 or more rushing yards to tie **Terrell Davis** for the most in the NFL's Super Bowl era.
- RB **Derrick Henry** (630 career postseason rushing yards) needs 147 rushing yards to pass **Eddie George** for first place in franchise postseason history.
- QB **Ryan Tannehill** (five career postseason touchdown passes) needs two touchdown passes to pass **Steve McNair** (six) for second place on the franchise's postseason list. He would trail only **Warren Moon** (15).
- QB **Ryan Tannehill** can record his 14th consecutive game with a touchdown pass, including the regular season and playoffs.

SERIES HISTORY

The Titans and the Ravens have developed a fierce rivalry over the course of 25 all-time meetings since the series originated in 1996, highlighted by an even 2-2 split in four fiercely contested prior meetings in the postseason.

The Titans hold a 13-12 edge in the series heading into this week. Of the 25 games the teams have played against each other, 12 have been decided by four points or less, with the Titans holding a 7-5 advantage in those meetings.

The two teams played together in the AFC Central Division for six seasons after the Ravens relocated to Baltimore from Cleveland in 1996. Realignment in the league in 2002 took the Titans to the AFC South and the Ravens to the AFC North, ending their twice-yearly meetings. In the 12 games since realignment, the Titans lead 7-5.

The Ravens last visited Tennessee on Oct. 14, 2018 and handed the Titans a 21-0 defeat. It marked the first and only time the Titans have been shutout at Nissan Stadium.

The next time they clashed was Jan. 11, 2020, when the Titans went to M&T Bank Stadium for a divisional playoff game and came away with a 28-12 victory over the No. 1 seed Ravens. **Derrick Henry** rushed for 195 yards in the contest.

In a rematch on Nov. 22, 2020, the Titans traveled to Baltimore again and took the game to overtime. Tied 24-24, Henry ran for a game-ending, 29-yard touchdown to provide a 30-24 win.

The Titans controlled the majority of the outcomes for the first five years of the series, winning six out of their first nine games. Then, in 2000, the Ravens stole the momentum. Despite owning the NFL's best record at 13-3, the Titans lost to the Ravens at home in the regular season—the Titans' first-ever loss at Nissan Stadium—and then again in a divisional playoff game the same year. The playoff win launched the Ravens to their eventual Super Bowl XXXV Championship.

The Ravens went on to win a total of five consecutive games over the Titans until the 2003 playoffs, when the Titans won at Baltimore in a wild card playoff game on a 46-yard **Gary Anderson** field goal in the final minute of play.

Five years later at Nissan Stadium, the two clubs met again in the playoffs, this time in the 2008 divisional round. **Matt Stover's** 43-yard field goal with less than a minute on the clock provided the Ravens a 13-10 victory over the top-seeded Titans.

MOST RECENT MATCHUPS

2017 Week 9 • Nov. 5, 2017 • Ravens 20 at TITANS 23

Marcus Mariota passes for 218 yards with touchdown passes to receivers Rishard Matthews and Eric Decker, the latter of which came with less than four minutes remaining ... Derrick Henry rushes for a one-yard touchdown ... Titans safety Kevin Byard records two interceptions off Joe Flacco, who also has two touchdown passes ... The Titans convert on all three chances in the red zone ... The Ravens outgain the Titans 341 to 257 and limit the Titans to 27 percent on third down.

2018 Week 6 • Oct. 14, 2018 • RAVENS 21 at Titans 0

The Titans suffer their first shutout defeat at Nissan Stadium and their first shutout defeat overall since Nov. 28, 2010 at Houston ... The Ravens defense records 11 sacks, finishing one sack shy of the NFL record ... The Ravens convert 12 of their 17 third-down attempts, including eight of nine attempts in the first half ... Joe Flacco passes for 238 yards and a touchdown, while Alex Collins rushes for 54 yards and two scores for Baltimore.

2019 Divisional Round • Jan. 11, 2020 • TITANS 28 at Ravens 12

The Titans never trail after scoring the game's first 14 points, defeating the AFC's No. 1 seeded Ravens ... Derrick Henry rushes for 195 yards on 30 carries, including a 66-yard run to set up a play in which he completes a three-yard touchdown pass to receiver Corey Davis ... The Titans defense produces three takeaways and four sacks of Ravens quarterback Lamar Jackson, who despite the loss passes for 365 yards and rushes for 143 yards ... The Ravens are stopped four times by the Titans defense on fourth down ... Ryan Tannehill passes for two touchdowns and rushes for one score.

2020 Week 11 • Nov. 22, 2020 • TITANS 30 at Ravens 24 (OT)

Derrick Henry's 29-yard touchdown run lifts the Titans to victory in overtime, capping his 133-yard rushing day (28 attempts) ... The Titans erase a 21-10 deficit in the second half ... Ryan Tannehill throws touchdown passes to Jonnu Smith and A.J. Brown, the latter of which gives the Titans a fourth-quarter lead ... The Ravens tie the game at 24-24 with 15 seconds remaining in the fourth quarter on a 29-yard field goal ... The Ravens win the overtime coin toss, but the Titans defense forces a three-and-out to set the stage for the game-winning, 73-yard drive.

ALL-TIME SERIES RESULTS

TITANS vs. RAVENS
Titans lead 13-12, including playoffs

Date	Site	W/L	Score	Date	Site	W/L	Score
9-15-96	Hou	W	29-13	11-24-02	Bal	L	12-13
12-22-96	Bal	W	24-21 OT	1-3-04	Bal	W	20-17 (WC)
9-21-97	Ten	L	10-36	9-18-05	Ten	W	25-10
12-14-97	Bal	L	19-21	11-12-06	Ten	L	26-27
10-11-98	Bal	W	12-8	10-05-08	Balt	W	13-10
12-6-98	Ten	W	16-14	1-10-09	Ten	L	10-13 (Div)
10-10-99	Ten	W	14-11	9-18-11	Ten	W	26-13
12-5-99	Bal	L	14-41	11-9-14	Bal	L	7-21
10-22-00	Bal	W	14-6	11-5-17	Ten	W	23-20
11-12-00	Ten	L	23-24	10-14-18	Ten	L	0-21
1-7-01	Ten	L	10-24 (Div)	1-11-20	Bal	W	28-12 (Div)
10-7-01	Bal	L	7-26	11-22-20	Bal	W	30-24 OT
11-12-01	Ten	L	10-16				



TITANS-RAVENS: THE LAST MEETING

Week 11: Titans 30, Ravens 24
Sunday, Nov. 22, 2020 • 1:00 p.m. ET • M&T Bank Stadium



In Week 11 of the 2020 season the Titans traveled to Baltimore to face the Ravens and won in overtime by a score of 30-24.

Tennessee got on the board first on it's opening possession with a nine-play, 79-yard scoring drive. QB **Ryan Tannehill** threw passes for first downs to WR **Cameron Batson**, TE **Anthony Firkser** and TE **Jonnu Smith**, before connecting with Smith for a one-yard touchdown and an early 7-0 lead. On the following Baltimore possession, the Ravens drove down into the red zone but were held to a 30-yard field goal to make it a 7-3 contest.

In the second quarter, Tannehill was intercepted by Ravens OLB **Tyus Bowser** who returned the ball 25 yards to give Baltimore possession at the Tennessee 22-yard line. The Ravens were kept out of the end zone but capitalized on the turnover with a 27-yard field goal to make it a 7-6 game. Later in the second quarter, Baltimore put together a nine-play scoring drive to take the lead. Ravens QB **Lamar Jackson** threw a 30-yard pass to Ravens TE **Mark Andrews** to move the sticks before Ravens RB **J.K. Dobbins** found the end zone on a two-yard rushing score. Baltimore's two-point conversion attempt was successful as Jackson connected with Dobbins to make it 14-7 Baltimore.

The Titans added points on the ensuing possession with a 14-play scoring drive that saw a 20-yard rush by Tannehill and featured QB **Logan Woodside** throwing a seven-yard pass to WR **Nick Westbrook-Ikhine** on a fake punt. K **Stephen Gostkowski** successfully made a 40-yard kick, 14-10 Baltimore.

The Ravens extended the lead in the third quarter as Jackson found Andrews for a 31-yard touchdown to make it 21-10 in favor of Baltimore. However, Tennessee replied immediately and began to gain momentum. First, the Titans added another 40-yard field goal to make it a 21-13 game. Then on the ensuing Baltimore possession, DB **Amani Hooker** picked off Jackson to give the Titans possession at their own 15-yard line. The drive resulted in a 12-play, 81-yard possession with WR **Corey Davis** adding a 16-yard reception and RB **Derrick Henry** contributing 36 yards on the ground. Ultimately, Gostkowski converted a 22-yard field goal as the Titans inched closer, 21-16.

Later in the fourth quarter, Tennessee took the lead as Tannehill engineered a 90-yard scoring drive. Davis made a 22-yard catch and WR **A.J. Brown** caught a 25-yard ball to get the Titans into the red zone. Tannehill then connected with Brown who bulldozed his way into the end zone for a 14-yard touchdown. The two-point conversion attempt was successful as Tannehill ran it in himself, and Tennessee took a 24-21 lead. Baltimore took over with 2:18 remaining in regulation and replied with a field goal to tie the game at 24-24 and send it to overtime.

Baltimore won the coin toss and had possession first. However, the Tennessee defense stifled the Ravens, sacking Jackson for a loss of nine and forcing Baltimore to punt. The Titans offense took the field and swiftly gained ground. Davis caught two passes for 25 yards and Brown posted an 11-yard

catch before Henry took the handoff and ran 29 yards for a walk-off game-winning touchdown. Tennessee won the overtime road game by a score of 30-24.

SCORING

	1	2	3	4	OT	Final
Tennessee	7	3	3	11	6	30
Baltimore	3	11	7	3	0	24

TEAM SCORING PLAY

TEAM	SCORING PLAY	TIME
Titans	J.Smith 1 yd. pass from R.Tannehill (S.Gostkowski kick)	1-8:37
Ravens	J.Tucker 30 yd. Field Goal	1-1:50
Ravens	J.Tucker 27 yd. Field Goal	2-11:05
Ravens	J.Dobbins 2 yd. run (L.Jackson-J.Dobbins pass)	2-5:17
Titans	S.Gostkowski 40 yd. Field Goal	2-0:48
Ravens	M.Andrews 31 yd. pass from L.Jackson (J.Tucker kick)	3-9:34
Titans	S.Gostkowski 40 yd. Field Goal	3-5:33
Titans	S.Gostkowski 22 yd. Field Goal	4-11:12
Titans	A.Brown 14 yd. pass from R.Tannehill (R.Tannehill run)	4-2:18
Ravens	J.Tucker 29 yd. Field Goal	4-0:15
Titans	D.Henry 29 yd. run	5-5:21

Missed FGs: None
Attendance: 0
Time of Game: 3:13
Weather: 53°, Cloudy, wind E 6 mph
Referee: Alex Kemp

CLICK TO WATCH HIGHLIGHTS



TEAM STATISTICS

	Titans	Ravens
TOTAL FIRST DOWNS	26	21
THIRD DOWN EFFICIENCY	5-12-42%	9-15-60%
FOURTH DOWN EFFICIENCY	1-1-100%	0-0-0%
TOTAL NET YARDS	423	306
Plays - Avg.	68-6.2	63-4.9
NET YARDS RUSHING	173	129
Rushes - Avg.	34-5.1	33-3.9
NET YARDS PASSING	250	177
Sacks - Yards Lost	2-16	1-9
PASS ATT-COMP-INT	32-23-1	29-17-1
PUNTS - Avg.	2-46.5	3-42.0
Net Punting Average	43.0	42.0
PUNT RETURNS - Yards	0-0	1-7
KICKOFF RETURNS - Yards	3-47	2-54
INTERCEPTIONS - Yards	1-6	1-25
PENALTIES Number and Yards	4-44	6-81
FUMBLES - Lost	3-0	0-0
TOUCHDOWNS	3	2
EXTRA POINTS Made-Attempts	2-2	2-2
FIELD GOALS Made-Attempts	3-3	3-3
RED ZONE EFFICIENCY	2-5-40%	1-4-25%
GOAL TO GO EFFICIENCY	1-2-50%	0-1-0%
SAFETIES	0	0
GIVEAWAYS	1	1
TAKEAWAYS	1	1
TIME OF POSSESSION	33:33	31:06

TITANS STARTERS

OFFENSE	DEFENSE
FB 41 K.Blasingame	DE 94 J.Crawford
TE 81 J.Smith	NT 90 D.Jones
LT 70 T.Sambrailo	DT 98 J.Simmons
LG 62 A.Brewer	OLB 50 D.Roberson
C 60 B.Jones	ILB 54 R.Evans
RG 64 N.Davis	ILB 55 J.Brown
RT 71 D.Kelly	OLB 58 H.Landry III
TE 87 G.Swaim	CB 39 B.Borders
QB 17 R.Tannehill	SS 37 A.Hooker
RB 22 D.Henry	FS 31 K.Byard
WR 11 A.Brown	CB 21 M.Butler

RAVENS STARTERS

OFFENSE	DEFENSE
WR 83 W.Snead	DT 92 J.Madubiuke
WR 15 M.Brown	NT 71 J.Ellis
C/G 68 M.Skura	DE 95 D.Wolfe
LT 78 O.Brown	RUSH90 P.McPhee
LG 77 B.Bozeman	MLB 48 P.Queen
C 65 P.Mekari	WLB 40 M.Harrison
RG 72 B.Powers	SAM 99 M.Judon
RT 70 D.Fluker	LCB 24 M.Peters
QB 8 L.Jackson	SS 36 C.Clark
RB 35 G.Edwards	FS 32 D.Elliott
FB 42 P.Ricard	RCB 44 M.Humphrey

TITANS INDIVIDUAL STATISTICS

Rushing	Att	Yds	Avg	Lg	TD
D.Henry	28	133	4.8	29	1
R.Tannehill	4	35	8.8	21	0
C.Batson	1	4	4.0	4	0
D.Foreman	1	1	1.0	1	0
Total	34	173	5.1	29	1

Passing	Att	Cmp	Yds	TD	Lg	IN	Rt
R.Tannehill	31	22	259	2	50	1104.1	
L.Woodside	1	1	7	0	7	0	95.8
Total	32	23	266	2	50	1104.4	

Receiving	No	Yds	Avg	Lg	TD
C.Davis	5	113	22.6	50	0
A.Brown	4	62	15.5	25	1
A.Firkser	4	33	8.3	12	0
J.Smith	4	20	5.0	8	1
C.Batson	2	21	10.5	14	0
G.Swaim	1	9	9.0	9	0
N.Westbrook-Ikhine	1	7	7.0	7	0
J.McNichols	1	2	2.0	2	0
D.Henry	1	-1	-1.0	-1	0
Total	23	266	11.6	50	2

Interceptions	No	Yds	Avg	Lg	TD
A.Hooker	1	6	6.0	6	0
Total	1	6	6.0	6	0

Leading Tacklers (Press Box Totals)
 R. Evans 9-5-4; K. Byard 7-5-2; H. Landry 7-4-3

Sacks: H. Landry 1
FF: None **FR:** None

RAVENS INDIVIDUAL STATISTICS

Rushing	Att	Yds	Avg	Lg	TD
J.Dobbins	15	70	4.7	11	1
L.Jackson	13	51	3.9	14	0
G.Edwards	3	6	2.0	3	0
M.Ingram	2	2	1.0	2	0
Total	33	129	3.9	14	1

Passing	Att	Cmp	Yds	TD	Lg	IN	Rt
L.Jackson	29	17	186	1	31	1	74.8
Total	29	17	186	1	31	1	74.8

Receiving	No	Yds	Avg	Lg	TD
M.Andrews	5	96	19.2	31	1
D.Bryant	4	28	7.0	16	0
W.Snead	3	23	7.7	9	0
J.Dobbins	2	15	7.5	9	0
J.Proche	1	14	14.0	14	0
D.Duvernay	1	5	5.0	5	0
P.Ricard	1	5	5.0	5	0
Total	17	186	10.9	31	1

Interceptions	No	Yds	Avg	Lg	TD
T.Bowser	1	25	25.0	25	0
Total	1	25	25.0	25	0

Leading Tacklers (Press Box Totals)
 P. Queen 9-3-6; M. Humphrey 8-8-0; M. Harrison 7-3-4

Sacks: M. Judon 1; Y. Ngakoue 1
FF: Y. Ngakoue 1 **FR:** None

GAME PREVIEW

TEAM NOTES

PLAYER NOTES

MEDIA

STATISTICS

ROSTERS

2020 TALE OF THE TAPE

OFFENSE	Balt.	Tenn.	NFL/Avg
GAMES (Won-Lost)	11-5	11-5	---
FIRST DOWNS	327	381	347.1
Rushing	166	142	111.3
Passing	142	203	204.6
Penalty	19	36	31.2
YDS GAINED (tot)	5810	6343	5744.5
Avg per Game	363.1	396.4	359.0
RUSHING (net)	3071	2690	1902.1
Avg per Game	191.9	168.1	118.9
Rushes	555	521	431.0
Yards per Rush	5.5	5.2	4.4
PASSING (net)	2739	3653	3842.4
Avg per Game	171.2	228.3	240.2
Passes Att.	406	485	563.1
Completed	257	316	367.4
Pct Completed	63.3	65.2	65.2
Yards Gained	2919	3826	4078.1
Sacked	32	25	35.5
Yards Lost	180	173	235.7
Had intercepted	11	7	12.3
Yards Opp Ret	58	81	145.7
Opp TDs on Int	2	0	1.0
PUNTS	53	50	59.4
Avg Yards	44.7	45.1	45.6
PUNT RETURNS	27	23	24.2
Avg Return	9.0	9.0	8.8
Returned for TD	0	0	0.3
KICKOFF RETURNS	23	38	31.0
Avg Return	26.7	20.2	22.5
Returned for TD	1	1	0.2
PENALTIES	104	86	89.9
Yards Penalized	961	783	778.6
FUMBLES BY	25	15	18.7
Fumbles Lost	7	5	8.4
Opp Fumbles	33	21	18.7
Opp Fum Lost	12	8	8.4
POSS. TIME (avg)	31:21	28:28	30:00
TOUCHDOWNS	55	62	46.0
Rushing	24	26	16.6
Passing	27	33	27.2
Returns	4	3	2.2
EXTRA-PT KICKS	52/53	51/53	93%
2-PT CONVERSIONS	2/2	4/7	48%
FIELD GOALS/FGA	26/29	20/28	25/30
POINTS SCORED	468	491	396.6
DEFENSE	Balt.	Tenn.	NFL/Avg
POINTS ALLOWED	303	439	396.6
OPP FIRST DOWNS	347	391	347.1
Rushing	96	113	111.3
Passing	213	247	204.6
Penalty	38	31	31.2
OPP YARDS GAINED	5276	6372	5744.5
Avg per Game	329.8	398.3	359.0
OPP RUSHING(net)	1740	1933	1902.1
Avg per Game	108.8	120.8	118.9
Rushes	382	427	431.0
Yards per Rush	4.6	4.5	4.4
OPP PASSING(net)	3536	4439	3842.4
Avg per Game	221.0	277.4	240.2
Passes Att.	596	630	563.1
Completed	380	423	367.4
Pct Completed	63.8	67.1	65.2
Sacked	39	19	35.5
Yards Lost	272	154	235.7
INTERCEPTED BY	10	15	12.3
Yards Returned	78	189	145.7
Returned for TD	0	0	1.0
OPP PUNT RETURNS	19	20	24.2
Avg return	5.7	8.6	8.8
OPP KICKOFF RET	30	37	31.0
Avg return	21.1	22.2	22.5
OPP TOUCHDOWNS	37	55	46.0
Rushing	12	18	16.6
Passing	22	36	27.2
Returns	3	1	2.2

2020 SCHEDULE & RESULTS



REGULAR SEASON			
Date	Opponent	W/L	Score
09/14	at Denver	W	16-14
09/20	Jacksonville	W	33-30
09/27	at Minnesota	W	31-30
10/13	Buffalo	W	42-16
10/18	Houston	W (OT)	42-36
10/25	Pittsburgh	L	24-27
11/01	at Cincinnati	L	20-31
11/08	Chicago	W	24-17
11/12	Indianapolis	L	17-34
11/22	at Baltimore	W (OT)	30-24
11/29	at Indianapolis	W	45-26
12/06	Cleveland	L	35-41
12/13	at Jacksonville	W	31-10
12/20	Detroit	W	46-25
12/27	at Green Bay	L	14-40
01/03	at Houston	W	41-38

REGULAR SEASON			
Date	Opponent	W/L	Score
09/13	Cleveland	W	38-6
09/20	at Houston	W	33-16
09/28	Kansas City	L	20-34
10/04	at Washington	W	31-17
10/11	Cincinnati	W	27-3
10/18	at Philadelphia	W	30-28
11/01	Pittsburgh	L	24-28
11/08	at Indianapolis	W	24-10
11/15	at New England	L	17-23
11/22	Tennessee	L (OT)	24-30
12/02	at Pittsburgh	L	14-19
12/08	Dallas	W	34-17
12/14	at Cleveland	W	47-42
12/20	Jacksonville	W	40-14
12/27	N.Y. Giants	W	27-13
01/03	at Cincinnati	W	38-3

2020 REGULAR SEASON INDIVIDUAL LEADERS

Passing	Att	Cmp	Yds	Pct	Y/Att	TD	Int	Lg	Sack/Lost	Rtg
Titans R. Tannehill	481	315	3,819	65.5	7.9	33	7	75t	24/173	106.5
Ravens L. Jackson	376	242	2,757	64.4	7.3	26	9	47	29/160	99.4

Rushing	No.	Yds	Avg	Long	TD
Titans D. Henry	378	2,027	5.4	94t	17
R. Tannehill	43	266	6.2	45t	7
J. McNichols	47	204	4.3	20	1
Ravens L. Jackson	159	1,005	6.3	50t	7
J. Dobbins	134	805	6.0	72t	9
G. Edwards	144	723	5.0	36	6

Receiving	No.	Yds	Avg	Long	TD
Titans A. Brown	70	1,075	15.4	73t	11
C. Davis	65	984	15.1	75t	5
J. Smith	41	448	10.9	63	8
A. Firkser	39	387	9.9	45	1
Ravens M. Brown	58	769	13.3	70t	8
M. Andrews	58	701	12.1	39	7
W. Snead	33	432	13.1	34	3

Interceptions	No.	Yds	Avg	Long	TD
Titans M. Butler	4	111	27.8	68	0
A. Hooker	4	11	2.8	6	0
Ravens M. Peters	4	17	4.3	12	0

Punting	No.	Yds	Avg	Net	TB	In	Lg	B
Titans B. Kern	37	1,695	45.8	41.5	3	22	66	0
Ravens S. Koch	51	2,268	44.5	42.5	1	22	59	0

Punt Returns	No.	FC	Yds	Avg	Lg	TD
Titans K. Raymond	23	11	208	9.0	40	0
Ravens J. Proche	23	16	198	8.6	20	0

Kickoff Returns	No.	Yds	Avg	Lg	TD
Titans K. Raymond	15	275	18.3	30	0
C. Batson	11	231	21.0	35	0
Ravens D. Duvernay	21	578	27.5	93	1

Scoring/Kickers	PAT	FG	Pts
Titans S. Gostkowski	46/48	18/26	100
Ravens J. Tucker	52/53	26/29	130

Sacks	Tot
Titans H. Landry	5.5
Ravens M. Judon	6.0

Tackles	Tot	Solo	Asst
Titans K. Byard	111	79	32
Ravens P. Queen	105	65	40

2020 INDIVIDUAL NFL RANKINGS

(qualifiers only, where applicable)

Category	Team	Player	Stat	NFL Rank
Passer Rating	Titans	Ryan Tannehill	106.5	5
	Ravens	Lamar Jackson	99.3	11
Passing Yards	Titans	Ryan Tannehill	3,819	15
	Ravens	Lamar Jackson	2,757	22
Passing TDs	Titans	Ryan Tannehill	33	t-7
	Ravens	Lamar Jackson	26	t-12
Rushing Yards	Titans	Derrick Henry	2,027	1
	Ravens	Lamar Jackson	1,005	9
Rushing Average	Titans	Derrick Henry	5.4	6
	Ravens	Lamar Jackson	6.3	1
Rushing TDs	Titans	Derrick Henry	17	1
	Ravens	J.K Dobbins	9	t-11
Receptions	Titans	A.J. Brown	70	t-32
	Ravens	(two tied)	58	t-54
Receiving Yards	Titans	A.J. Brown	1,075	16
	Ravens	Marquise Brown	769	42
Receiving TDs	Titans	A.J. Brown	11	t-5
	Ravens	Marquise Brown	8	t-15
Sacks	Titans	Harold Landry III	5.5	t-48
	Ravens	Matt Judon	6.0	t-41
Interceptions	Titans	(two tied)	4	t-7
	Ravens	Marcus Peters	4	t-7

NOTABLE PERFORMANCES VS. THE RAVENS

WR A.J. BROWN

- On 11/22/20 at Baltimore, Brown caught four passes for 62 yards and one touchdown.

S KEVIN BYARD

- On 11/5/17 against Baltimore, Byard totaled six tackles and two interceptions for 33 yards. It gave him five total interceptions in a two-week span.
- On 10/14/18 against Baltimore, Byard posted five tackles and one interception.
- On 1/11/20 at Baltimore in the Divisional Round, Byard tallied a postseason-high 11 tackles and one interception that he returned 31 yards.

WR COREY DAVIS

- On 1/11/20 at Baltimore in the Divisional Round, Davis caught a three-yard touchdown pass from RB Derrick Henry.
- On 11/22/20 at Baltimore, Davis led the team with five receptions for 113 yards including a long of 50.

K STEPHEN GOSTKOWSKI

- In seven career games against Baltimore, Gostkowski has made 15 of 15 field goals and all 21 extra point attempts.
- On 1/22/12 against Baltimore in the AFC Championship, Gostkowski made all three field goals and both extra point kicks during his tenure as a Patriot.

RB DERRICK HENRY

- On 1/11/20 at Baltimore in the Divisional Round, Henry collected a franchise postseason record 195 rushing yards on 30 carries and threw his first career touchdown pass for three yards to WR Corey Davis.
- On 11/22/20 at Baltimore, Henry carried the ball 28 times for 133 yards with the game-winning touchdown in overtime on a 29-yard run. It was his 50th career touchdown.

DB AMANI HOOKER

- On 11/22/20 at Baltimore, Hooker recorded his first career start and produced six tackles and a six-yard interception.

CB DESMOND KING II

- On 1/6/19 at Baltimore on Wild Card Weekend, King posted three tackles, one sack, one kickoff return for 72 yards and four punt returns for 46 yards while with the Los Angeles Chargers.

OLB HAROLD LANDRY III

- On 1/11/20 at Baltimore in the Divisional Round, Landry amassed five tackles and one sack.
- On 11/22/20 at Baltimore, Landry totaled seven tackles and one sack in overtime.

WR KALIF RAYMOND

- On 1/11/20 at Baltimore in the Divisional Round, Raymond caught a 45-yard touchdown pass.

DT JEFFERY SIMMONS

- On 1/11/20 at Baltimore in the Divisional Round, Simmons posted two tackles and one fumble recovery.

TE JONNU SMITH

- On 1/11/20 at Baltimore in the Divisional Round, Smith caught two passes for 12 yards and one touchdown.

QB RYAN TANNEHILL

- On 10/6/13 against Baltimore, Tannehill completed 21 of 40 passes for 307 yards and one touchdown while with the Miami Dolphins.
- On 1/11/20 at Baltimore in the Divisional Round, Tannehill completed seven of 14 passes for 88 yards with two touchdowns and rushed six times for 13 yards and a score en route to guiding the Titans to a postseason road victory.

S KENNY VACCARO

- On 1/11/20 at Baltimore in the Divisional Round, Vaccaro posted seven tackles and one interception.

LAST WEEK'S STARTERS

Titans vs. Texans | Ravens vs. Bengals

TITANS OFFENSE		RAVENS DEFENSE	
WR	84 Corey Davis	DT	93 Calais Campbell
TE	81 Jonnu Smith	NT	98 Brandon Williams
LT	72 David Quessenberry	RUSH	90 Pernell McPhee
LG	76 Rodger Saffold III	MLB	48 Patrick Queen
C	60 Ben Jones	WLB	58 L.J. Fort
RG	64 Nate Davis	SAM	54 Tyus Bowser
RT	71 Dennis Kelly	LCB	24 Marcus Peters
TE	87 Geoff Swaim	FS	32 DeShon Elliott
WR	11 A.J. Brown	SS	36 Chuck Clark
QB	17 Ryan Tannehill	RCB	23 Anthony Averett
RB	22 Derrick Henry	DB	44 Marlon Humphrey
TITANS DEFENSE		RAVENS OFFENSE	
NT	90 DaQuan Jones	WR	80 Miles Boykin
DT	98 Jeffery Simmons	WR	15 Marquise Brown
OLB	57 Wyatt Ray	LT	78 Orlando Brown Jr.
ILB	51 David Long Jr.	LG	77 Bradley Bozeman
ILB	54 Rashaan Evans	C	63 Trystan Colon-Castillo
OLB	58 Harold Landry III	RG	72 Ben Powers
CB	33 Desmond King II	RT	70 D.J. Fluker
CB	25 Adoree' Jackson	WR	13 Devin Duvernay
SS	24 Kenny Vaccaro	QB	8 Lamar Jackson
FS	31 Kevin Byard	FB	42 Patrick Ricard
CB	21 Malcolm Butler	RB	35 Gus Edwards

SITUATIONAL RECORDS (REG. SEASON)

TENNESSEE TITANS		BALTIMORE RAVENS	
Total	11 - 5	Total	11 - 5
Home	5 - 3	Home	5 - 3
Away	6 - 2	Away	6 - 2
Grass	8 - 4	Grass	8 - 4
Turf	3 - 1	Turf	3 - 1
AFC	8 - 4	AFC	7 - 5
NFC	3 - 1	NFC	4 - 0
In Division	5 - 1	In Division	4 - 2
Out Division	6 - 4	Out Division	7 - 3
Indoor	2 - 0	Indoor	1 - 0
Outdoor	9 - 5	Outdoor	10 - 5
January	1 - 0	January	1 - 0
September	3 - 0	September	2 - 1
October	2 - 1	October	3 - 0
November	3 - 2	November	1 - 3
December	2 - 2	December	4 - 1
Sunday	9 - 4	Sunday	9 - 3
Monday	1 - 0	Monday	1 - 1
Tuesday	1 - 0	Tuesday	1 - 0
Thursday	0 - 1	Wednesday	0 - 1

GAME PREVIEW

TEAM NOTES

PLAYER NOTES

MEDIA

STATISTICS

ROSTERS

WHERE THE TEAMS RANKED IN 2020

2020 OFFENSIVE STATISTICS AND NFL RANKING

OFFENSIVE CATEGORY	2020 OFFENSIVE STATISTICS AND NFL RANKING	
	TITANS STAT (RANK)	RAVENS STAT (RANK)
Yards / Game	396.4 (2t)	363.1 (19)
Yards / Play	6.15 (4)	5.85 (10)
Rushing Yards / Game	168.1 (2)	191.9 (1)
Rushing Yards / Play	5.16 (2)	5.53 (1)
Passing Yards / Game	228.3 (23)	171.2 (32)
Passing Yards / Play	7.53 (7)	6.75 (20)
Interception Rate	1.44% (4)	2.71% (26)
Sacks / Pass Attempt	5.15% (10)	7.88% (24)
First Downs / Game	23.8 (4t)	20.4 (24)
Punt Return Avg	9.0 (14)	9.0 (16)
Kickoff Return Avg	20.2 (26)	26.7 (2)
Field Goals Made	71.43% (31)	89.66% (12)
3rd Down Pct	46.15% (5)	48.79% (4)
4th Down Pct	62.50% (9)	63.16% (8)
Red Zone Pct	75.00% (2)	63.33% (12)
Goal to Go%	94.12% (1)	72.97% (19)
Avg Time of Possession	28:28 (27)	31:21 (6)
Points / Game	30.7 (4)	29.3 (7)
Turnover Ratio	+11 (1)	+4 (10t)

2020 DEFENSIVE STATISTICS AND NFL RANKING

DEFENSIVE CATEGORY	2020 DEFENSIVE STATISTICS AND NFL RANKING	
	TITANS STAT (RANK)	RAVENS STAT (RANK)
Yards / Game	398.3 (28)	329.8 (7)
Yards / Play	5.92 (25)	5.19 (7)
Rushing Yards / Game	120.8 (19)	108.8 (8)
Rushing Yards / Play	4.53 (19)	4.55 (22)
Passing Yards / Game	277.4 (29)	221.0 (6)
Passing Yards / Play	7.05 (20)	5.93 (4)
Interception Rate	2.38% (12)	1.68% (27)
Sacks / Pass Attempt	3.02% (32)	6.54% (15)
First Downs / Game	24.4 (30)	21.7 (16)
Punt Return Avg	8.6 (16)	5.7 (4)
Kickoff Return Avg	22.2 (17)	21.1 (10)
3rd Down Pct	51.87% (32)	34.03% (2)
4th Down Pct	57.69% (17)	45.71% (9)
Red Zone Pct	69.23% (30)	62.22% (18)
Goal to Go%	82.86% (26t)	72.41% (15t)
Points / Game	27.4 (24)	18.9 (2)
Point Differential / Game	3.3 (12)	10.3 (1)
Yard Differential / Game	-1.8 (16)	33.4 (10)

RAVENS HEAD COACH JOHN HARBAUGH

JOHN HARBAUGH AT A GLANCE

- **Regular season record:** 129-79
- **Postseason record:** 10-7
- **Overall record:** 139-86
- **vs. Titans:** 3-5
- **on the road vs. Titans:** 2-2
- **at home vs. Titans:** 1-3
- **vs. Mike Vrabel:** 1-2
- **Year as Ravens head coach:** 13
- **Year as NFL head coach:** 13



John Harbaugh's Assistant Coaching Staff:

Chris Horton	Special Teams Coordinator
Don Martindale	Defensive Coordinator
Greg Roman	Offensive Coordinator
Richard Angulo	Assistant Offensive Line
Andy Bischoff	Assistant Tight Ends
Randy Brown	Special Teams
Joe Cullen	Defensive Line
David Culley	Assistant Head Coach/Passing Coordinator/ Wide Receivers
Joe D'Alessandris	Offensive Line
Bobby Engram	Tight Ends
Chris Hewitt	Pass Defense Coordinator
Sterling Lucas	Defensive Assistant/Defensive Line
Mike Macdonald	Linebackers
Jesse Minter	Defensive Backs
Steve Saunders	Head Strength and Conditioning
James Urban	Quarterbacks
Craig Ver Steeg	Senior Assistant/Running Backs
Anthony Watson	Assistant Strength and Conditioning
Matt Weiss	Running Backs
T.J. Weist	Assistant Special Teams
Drew Wilkins	Outside Linebackers

John Harbaugh is in his 13th season as the Ravens head coach. He was named the franchise's third head coach on Jan. 19, 2008.

Harbaugh has led the Ravens to a playoff berth in nine (2008-12, 2014, 2018-20) of his 13 seasons, and in 2012, he helped capture the franchise's second Super Bowl.

Harbaugh became the third head coach in NFL history to guide his team to the playoffs in each of his first five seasons (2008-12). He is the only head coach in NFL history (since 1970 merger) to win a playoff game in each of his first four and first five seasons. Baltimore owns a 10-7 postseason mark during his tenure and has appeared in three AFC Championship games (2008, 2011, 2012).

In 2019, Harbaugh was named the NFL Coach of the Year after leading the Ravens to an AFC North division title for the second straight season and finishing the year with an AFC-best 14-2 record.

In 2018, the Ravens won six of their last seven games, all with rookie quarterback **Lamar Jackson** as the starter, finishing 10-6, and capturing their first AFC North Division title since 2012, and fifth ever, earning a playoff berth for the seventh time during Harbaugh's 11-year tenure.

In 2014, the Ravens produced a 10-6 regular season record, earning their sixth playoff berth in seven seasons behind a then-single-season franchise record by scoring 409 points and producing 5,838 yards of offense.

The Ravens captured a second-consecutive AFC North title in 2012 with a 10-6 mark before sweeping four playoff games to win Super Bowl XLVII.

In 2011, the Ravens produced a second-straight 12-4 record and won the AFC North, sweeping the division for the first time in team history. In what was a franchise first, the Ravens also went unbeaten at home.

In 2010, Baltimore tied Pittsburgh for the best record in the division at 12-4. The 2010 campaign also marked the first time the Ravens ever earned the postseason three years in a row.

After posting a 9-7 record in 2009, the Ravens produced their sixth playoff team of the decade (2000-09) behind the NFL's ninth-ranked scoring offense (24.4 ppg) and a defense that finished third in total yards (300.5 ypg) and points allowed (16.3 ppg).

In Harbaugh's initial Baltimore season (2008), the Ravens produced an 11-5 record and advanced to the AFC Championship game. This first Harbaugh/Ravens team tied the NFL record (since 1978) for turnarounds by a head coach taking over a sub-.500 team with the 13 total victories.

Prior to coaching the Ravens, Harbaugh spent 1998-2007 as an assistant coach with the Philadelphia Eagles. Following the 2001 campaign, Harbaugh was voted the NFL's Special Teams Coach of the Year by his peers.

Harbaugh launched his coaching career in 1984 at the age of 21 as a graduate assistant for his father, **Jack Harbaugh**, at Western Michigan and had stops at the University of Pittsburgh (1987) and the University of Cincinnati (1989-1996).

TITANS-RAVENS CONNECTIONS

RAVENS WITH TENNESSEE CONNECTIONS

- From 1989–2002, Ravens head coach **John Harbaugh's** father, **Jack Harbaugh**, was the head coach at Western Kentucky University in nearby Bowling Green, Ky., approximately 60 miles north of Nashville.
- Ravens long snapper **Morgan Cox** attended Evangelical Christian High School in Memphis. He then played at Tennessee, where he appeared in 38 games and served as the Volunteers primary snapper for three seasons (2006-08).
- Ravens defensive back/linebacker **Anthony Levine Sr.** played football collegiately at Tennessee State (2006-09), where he competed in 40 games with 24 starts. Levine reeled in a total of 129 tackles (80 solo), five interceptions, seven passes defensed and one fumble recovery.
- Ravens defensive line coach **Joe Cullen** held the same role for the University of Memphis during the 2001 season.
- Ravens offensive line coach **Joe D'Alessandris** coached for the University of Tennessee-Chattanooga for four seasons (1986-1989), two of which he spent as the team's offensive coordinator.
- Ravens running backs coach **Matt Weiss** attended Vanderbilt University, where he was a punter from 2001–2002. He began his coaching career as an assistant football coach at Smyrna (Tenn.) High School.
- Ravens assistant head coach/pass coordinator/wide receivers coach **David Culley** is a native of Sparta, Tenn., and coached collegiately at Austin Peay (1978), Vanderbilt (1979-81), Middle Tennessee State (1982), Tennessee-Chattanooga (1983) and Western Kentucky (1984).
- Ravens assistant strength and conditioning coach **Anthony Watson** was an assistant coach at Smyrna High School (Smyrna, Tenn.) from 2003-04 and established a tutoring program to help student-athletes achieve NCAA eligibility.
- Ravens special teams coach **Randy Brown** was on staff with Tennessee-Chattanooga during the 2003 season when the Mocs produced a school-record 1,336 yards on 65 kickoff returns and set a single-game conference record with 259 kickoff return yards vs. Vanderbilt.

TITANS WITH BALTIMORE/MARYLAND AREA CONNECTIONS

- Titans cornerback **Tye Smith** played college football at Towson. He appeared in 50 games and started 42 over his four-year career with the Tigers, recording the fifth-most tackles in program history with 312.
- Titans strength and conditioning assistant coach **Brian Bell** is a native of Kettering, Md., and was co-owner of The Athletic Factory, a sports performance center in Bowie, Md. From 2011-12, he served as the head football strength and conditioning coach at his high school alma mater, DeMatha Catholic, in Hyattsville, Md.
- Titans offensive coordinator **Arthur Smith** went to high school at Georgetown Prep in North Bethesda, Md.

COACHING CONNECTIONS

- Titans head coach **Mike Vrabel** played linebacker for the Pittsburgh Steelers while Ravens assistant head coach/pass coordinator/wide receivers coach **David Culley** served as the wide receivers coach from 1997-98.
- Titans head coach **Mike Vrabel** played linebacker for the Kansas City Chiefs while Ravens tight ends coach **Bobby Engram** played wide receiver during the 2009-10 season.
- Titans special teams coach **Craig Aukerman** served as linebackers coach and special teams coordinator for Western Kentucky while Ravens defensive coordinator **Don Martindale** served in the same role during the 2003-04 season. Aukerman also served as a defensive assistant for the Denver Broncos while Martindale served in the same role during from 2010-11.

- Titans special teams coach **Craig Aukerman** served as a defensive assistant (2011) and a special teams assistant coach (2012) for the Jacksonville Jaguars while Ravens defensive line coach **Joe Cullen** served in the same role from 2011-12.
- Titans special teams coach **Craig Aukerman** served as a special teams assistant coach for the San Diego Chargers while Ravens offensive line coach **Joe D'Alessandris** served in the same role from 2013-15.
- Titans offensive line coach **Keith Carter** served as an undergraduate assistant at UCLA while Ravens special teams coordinator **Chris Horton** played safety during the 2005-06 season.
- Titans strength and conditioning coach **Mondray Gee** served in a similar role for the Detroit Lions while Ravens defensive line coach **Joe Cullen** served in the same role from 2006-07.

COACH-PLAYER CONNECTIONS

- Titans center **Ben Jones** played at Georgia while Ravens linebackers coach **Mike Macdonald** began his collegiate coaching career assisting with the linebackers group.
- Titans safeties coach **Scott Booker** served as the tight ends coach and special teams coordinator at Notre Dame while Ravens tackle **Ronnie Stanley** (injured reserve) was on the roster from 2012-15.
- Titans safeties coach **Scott Booker** served as the tight ends coach and special teams coordinator at Notre Dame while Ravens wide receiver **Miles Boykin** was on the roster from 2015-16.
- Titans quality control coach **Zuk Kuhr** served as an assistant coach for University of Texas while Ravens wide receiver **Devin Duvernay** was on the roster during the 2017-18 season.
- Titans assistant special teams coach **Ryan Crow** served as a defensive graduate assistant at Ohio State University while Ravens linebacker **Malik Harrison** was on the roster during the 2017-18 season.
- Titans assistant special teams coach **Ryan Crow** served as a defensive graduate assistant at Ohio State University while Ravens running back **J.K. Dobbins** was on the roster during the 2017-18 season.

NOTABLE PRO TEAMMATES

- Titans safety **Kenny Vaccaro** with Ravens running back **Mark Ingram II** and wide receiver **Willie Snead IV** at New Orleans ... Titans guard **Rodger Saffold III** with Ravens cornerback **Marcus Peters** at the Los Angeles Rams ... Titans cornerback **Malcolm Butler** with Ravens safety **Jordan Richards** at New England ... Titans cornerback **Chris Milton** (injured reserve) with Ravens defensive end **Jihad Ward** at Indianapolis.

NOTABLE COLLEGE TEAMMATES

- Titans running back **Derrick Henry** and linebacker **Rashaan Evans** with Ravens cornerback **Marlon Humphrey**, guard/center **Bradley Bozeman** and cornerback **Anthony Averett** (injured reserve) at Alabama ... Titans cornerback **Breon Borders** (injured reserve) with Ravens center/guard **Matt Skura** at Duke ... Titans defensive backs **Amani Hooker** and cornerback **Desmond King II** with Ravens linebacker **Kristian Welch** at Iowa ... Titans cornerback **Kristian Fulton** with Ravens linebacker **Patrick Queen** at Louisiana State ... Titans safety **Kenny Vaccaro** with Ravens kicker **Justin Tucker** at Texas ... Titans running back **D'Onta Foreman** with Ravens wide receiver **Devin Duvernay** and safety **DeShon Elliot** at Texas ... Titans wide receiver **Cameron Batson** with Ravens wide receiver **Antoine Wesley** (injured reserve) at Texas Tech ... Titans cornerback **Adoree' Jackson** with Ravens cornerback **Iman Marshall** (injured reserved) at Southern California.

CAREER GAME-BY-GAME STATS VS. THE RAVENS: TITANS OFFENSE

QUARTERBACKS

Ryan Tannehill (Passing)

Date	Opp	W-L	G/S	Att	Cmp	Pct	Yds	Yd/A	TD	TD%	Int	Int%	Lg	Sk	Lst	Rate
10/6/13	Bal	L	QB	40	21	52.5	307	7.7	1	2.5	0	0.0	49	6	35	86.1
12/7/14	Bal	L	QB	33	23	69.7	227	6.9	1	3.0	0	0.0	27	6	41	98.9
12/6/15	Bal	W	QB	19	9	47.4	86	4.5	1	5.3	0	0.0	38	1	4	78.0
12/4/16	@ Bal	L	QB	40	29	72.5	226	5.7	1	2.5	3	7.5	26	2	11	63.1
11/22/20	@ Bal	W	QB	31	22	71.0	259	8.4	2	6.5	1	3.2	50	2	16	104.1
Totals		2-3	5/5	163	104	63.8	1105	6.8	6	3.7	4	2.5	50	17	107	85.5
Playoffs																
1/11/2020	@ Bal	W	QB	14	7	50.0	88	6.3	2	14.3	0	0.0	45	1	8	109.5
Playoff Totals		1-0	1/1	14	7	50.0	88	6.3	2	14.3	0	0.0	45	1	8	109.5

Ryan Tannehill (Rushing)

Date	Opp	W-L	G/S	Att	Yds	Avg	Lg	TD
10/6/13	Bal	L	QB	2	6	3.0	6	0
12/7/14	Bal	L	QB	2	6	3.0	7	0
12/6/15	Bal	W	QB	1	11	11.0	11	0
12/4/16	@ Bal	L	QB	1	0	-	-	0
11/22/20	@ Bal	W	QB	4	35	8.8	21	0
Totals		2-3	5/5	10	58	5.8	21	0
Playoffs								
1/11/2020	@ Bal	W	QB	6	13	2.2	9	1
Playoff Totals		1-0	1/1	6	13	2.2	9	1

Logan Woodside

Date	Opp	W-L	G/S	Att	Cmp	Pct	Yds	Yd/A	TD	TD%	Int	Int%	Lg	Sk	Lst	Rate
11/22/20	@ Bal	W		1	1	100.0	7	7.0	0	0.0	0	0.0	7	0	0	95.8
Totals		1-0	1/0	1	1	100.0	7	7.0	0	0.0	0	0.0	7	0	0	95.8

RUNNING BACKS

Khari Blasingame (FB)

Date	Opp	W-L	G/S	Att	Rushing				Rec	Receiving			
					Yds	Avg	Lg	TD		Yds	Avg	Lg	TD
11/22/20	@ Bal	W	FB	0	0	-	-	0	0	0	-	-	0
Totals		1-0	1/1	0	0	-	-	0	0	0	-	-	0
Playoffs													
1/11/20	@ Bal	W		0	0	-	-	0	0	0	-	-	0
Playoff Totals		1-0	1/0	0	0	-	-	0	0	0	-	-	0

Darrynton Evans

Date	Opp	W-L	G/S	Att	Rushing				Rec	Receiving			
					Yds	Avg	Lg	TD		Yds	Avg	Lg	TD
None													
Totals		0-0	0/0	0	0	-	-	0	0	0	-	-	0

D'Onta Foreman

Date	Opp	W-L	G/S	Att	Rushing				Rec	Receiving			
					Yds	Avg	Lg	TD		Yds	Avg	Lg	TD
11/22/20	@ Bal	W		1	1	1.0	1	0	0	0	-	-	0
Totals		1-0	1/0	1	1	1.0	1	0	0	0	-	-	0

Derrick Henry

Date	Opp	W-L	G/S	Att	Rushing				Rec	Receiving			
					Yds	Avg	Lg	TD		Yds	Avg	Lg	TD
11/5/17	Bal	W		8	26	3.3	10	1	2	10	5.0	6	0
10/14/18	Bal	L	RB	7	21	3.0	6	0	1	5	5.0	5	0
11/22/20	@ Bal	W	RB	28	133	4.8	29	1	1	-1	-1.0	-1	0
Totals		2-1	3/2	43	180	4.2	29	2	4	14	3.5	6	0
Playoffs													
1/11/20	@ Bal	W	RB	30	195	6.5	66	0	2	7	3.5	8	0
Playoff Totals		1-0	1/1	30	195	6.5	66	0	2	7	3.5	8	0

Jeremy McNichols

Date	Opp	W-L	G/S	Att	Rushing				Rec	Receiving			
					Yds	Avg	Lg	TD		Yds	Avg	Lg	TD
11/22/20	@ Bal	W		0	0	-	-	0	1	2	2.0	2	0
Totals		1-0	1/0	0	0	-	-	0	1	2	2.0	2	0

Senorise Perry

Date	Opp	W-L	G/S	Att	Rushing				Rec	Receiving			
					Yds	Avg	Lg	TD		Yds	Avg	Lg	TD
10/26/17	@ Bal	L		0	0	-	-	0	0	0	-	-	0
12/8/19	Bal	L		0	0	-	-	0	0	0	-	-	0
11/22/20	@ Bal	W		0	0	-	-	0	0	0	-	-	0
Totals		1-2	3/0	0	0	-	-	0	0	0	-	-	0

CAREER GAME-BY-GAME STATS VS. THE RAVENS: TITANS OFFENSE

WIDE RECEIVERS

Cameron Batson

Date	Opp	W-L	G/S	Rec	Yds	Avg	Lg	TD
10/14/18	Bal	L		0	0	-	-	0
11/22/20	@ Bal	W		2	21	10.5	14	0
Playoff Totals		1-1	2/0	2	21	10.5	14	0

A.J. Brown

Date	Opp	W-L	G/S	Rec	Yds	Avg	Lg	TD
11/22/20	@ Bal	W	WR	4	62	15.5	25	1
Totals		1-0	1/1	4	62	15.5	25	1
Playoffs								
1/11/20	@ Bal	W	WR	1	9	9.0	9	0
Playoff Totals		1-0	1/1	1	9	9.0	9	0

Corey Davis

Date	Opp	W-L	G/S	Rec	Yds	Avg	Lg	TD
11/5/17	Bal	W	WR	2	28	14.0	23	0
10/14/18	Bal	L	WR	1	24	24.0	24	0
11/22/20	@ Bal	W		5	113	22.6	50	0
Totals		2-1	3/2	8	165	20.6	50	0
Playoffs								
1/11/20	@ Bal	W	WR	1	3	3.0	3	1
Playoff Totals		1-0	1/1	1	3	3.0	3	1

Kalif Raymond

Date	Opp	W-L	G/S	Rec	Yds	Avg	Lg	TD
11/22/20	@ Bal	W		0	0	-	-	0
Totals		1-0	1/0	0	0	-	-	0
Playoffs								
1/11/20	@ Bal	W		1	45	45.0	45	1
Playoff Totals		1-0	1/0	1	45	45.0	45	1

Nick Westbrook-Ikhine

Date	Opp	W-L	G/S	Rec	Yds	Avg	Lg	TD
11/22/20	@ Bal	W		1	7	7.0	7	0
Totals		1-0	1/0	1	7	7.0	7	0

TIGHT ENDS

Anthony Firkser

Date	Opp	W-L	G/S	Rec	Yds	Avg	Lg	TD
10/14/18	Bal	L		2	25	12.5	18	0
11/22/20	@ Bal	W		4	33	8.3	12	0
Totals		1-1	2/0	6	58	9.7	18	0
Playoffs								
1/11/20	@ Bal	W		0	0	-	-	0
Playoff Totals		1-0	1/0	0	0	-	-	0

MyCole Pruitt

Date	Opp	W-L	G/S	Rec	Yds	Avg	Lg	TD
10/14/18	Bal	L		0	0	-	-	0
Totals		0-1	1/0	0	0	-	-	0
Playoffs								
1/11/20	@ Bal	W	TE	1	15	15.0	15	0
Playoff Totals		1-0	1/1	1	15	15.0	15	0

Jonnu Smith

Date	Opp	W-L	G/S	Rec	Yds	Avg	Lg	TD
11/5/17	Bal	W	TE	0	0	-	-	0
10/14/18	Bal	L	TE	1	12	12.0	12	0
11/22/20	@ Bal	W	TE	4	20	5.0	8	1
Totals		2-1	3/3	5	32	6.4	12	1
Playoffs								
1/11/20	@ Bal	W	TE	2	12	6.0	12	1
Playoff Totals		1-0	1/1	2	12	6.0	12	1

Geoff Swaim

Date	Opp	W-L	G/S	Rec	Yds	Avg	Lg	TD
11/22/20	@ Bal	W	TE	1	9	9.0	9	0
Totals		1-0	1/1	1	9	9.0	9	0

CAREER GAME-BY-GAME STATS VS. THE RAVENS: TITANS SPECIALISTS

KICKERS

Stephen Gostkowski

Date	Opp	W-L	FGM	FGA	Pct	XPM	XPA	1-19	20-29	30-39	40-49	50+	Lg	KO	TB
12/3/07	@ Bal	W	2	2	100.0	3	3	0-0	1-1	1-1	0-0	0-0	38	6	1
10/4/09	Bal	W	2	2	100.0	3	3	0-0	0-0	2-2	0-0	0-0	33	6	2
10/17/10	Bal	W	3	3	100.0	2	2	0-0	1-1	2-2	0-0	0-0	38	6	3
9/23/12	@ Bal	L	3	3	100.0	3	3	0-0	1-1	1-1	1-1	0-0	49	7	3
12/22/13	@ Bal	W	2	2	100.0	5	5	0-0	0-0	0-0	2-2	0-0	45	8	6
12/12/16	Bal	W	0	0	-	4	4	0-0	0-0	0-0	0-0	0-0	0	5	3
11/22/20	@ Bal	W	3	3	100.0	1	1	0-0	1-1	0-0	2-2	0-0	40	7	5
Totals		6-1	15	15	100.0	21	21	0-0	4-4	6-6	5-5	0-0	49	45	23
Playoffs															
1/10/10	Bal	L	0	1	0.0	2	2	0-0	0-0	0-0	0-1	0-0	0	3	0
1/22/12	Bal	W	3	3	100.0	2	2	0-0	2-2	1-1	0-0	0-0	35	6	5
1/20/13	Bal	L	2	2	100.0	1	1	0-0	1-1	1-1	0-0	0-0	31	3	0
1/10/15	Bal	W	0	0	-	5	5	0-0	0-0	0-0	0-0	0-0	0	6	0
Playoff Totals		2-2	5	6	83.3	10	10	0-0	3-3	2-2	0-1	0-0	35	18	5

CAREER GAME-BY-GAME STATS VS. THE RAVENS: TITANS SPECIALISTS

PUNTERS

Brett Kern

Date	Opp	W-L	Num	Blk	Yds	Avg	Lg	TB	In20	NetAvg
9/18/11	Bal	W	3	0	119	39.7	55	0	2	38.3
11/9/14	@ Bal	L	8	0	414	51.8	58	0	0	48.8
11/5/17	Bal	W	5	0	256	51.2	56	0	3	46.8
10/14/18	Bal	L	9	0	375	41.7	52	0	3	36.1
Totals		2-2	25	0	1164	46.6	58	0	8	42.6
Playoffs										
1/11/20	@ Bal	W	6	0	315	52.5	63	4	1	39.2
Playoff Totals		1-0	6	0	315	52.5	63	4	1	39.2

RETURNERS

Cameron Batson

Date	Opp	W-L	PR	FC	Yds	Avg	Lg	TD	KR	Yds	Avg	Lg	TD
10/14/18	Bal	L	1	0	0	-	-	0	0	0	-	-	0
11/22/20	@ Bal	W	0	0	0	-	-	0	3	47	15.7	19	0
Totals		1-1	1	0	0	-	-	0	3	47.0	15.7	19	0

Darrynton Evans

Date	Opp	W-L	PR	FC	Yds	Avg	Lg	TD	KR	Yds	Avg	Lg	TD
None													
Totals		0-0	0	0	0	-	-	0	0	0	-	-	0

Desmond King II

Date	Opp	W-L	PR	FC	Yds	Avg	Lg	TD	KR	Yds	Avg	Lg	TD
12/22/18	Bal	L	2	1	33	16.5	24	0	2	45	22.5	26	0
11/22/20	@ Bal	W	0	0	0	-	-	0	0	0	-	-	0
Totals		1-1	2	1	33	16.5	24	0	2	45	22.5	26	0
Playoffs													
1/6/19	@ Bal	W	4	1	46	11.5	33	0	1	72	72.0	72	0
Playoff Totals		1-0	4	1	46	11.5	33	0	1	72	72.0	72	0

Kalif Raymond

Date	Opp	W-L	PR	FC	Yds	Avg	Lg	TD	KR	Yds	Avg	Lg	TD
11/22/20	@ Bal	W	0	2	0	-	-	0	0	0	-	-	0
Totals		1-0	0	2	0	-	-	0	0	0	-	-	0
Playoffs													
1/11/20	@ Bal		0	1	0	-	-	0	1	7	7.0	7	0
Playoff Totals		1-0	0	1	0	-	-	0	1	7	7.0	7	0

CAREER GAME-BY-GAME STATS VS. THE RAVENS: TITANS DEFENSE

Daren Bates (LB)

Date	Opp	W-L	G/S	Tackle	Sack	Int	FF	FR
11/22/15	@ Bal	L		0	0.0	0	0	0
10/2/16	@ Bal	W		2	0.0	0	0	0
11/5/17	Bal	W		0	0.0	0	0	0
10/14/18	Bal	L		3	0.0	0	0	0
11/22/20	@ Bal	W		0	0.0	0	0	0
Totals		3-2	5/0	5	0.0	0	0	0
Playoffs								
1/11/20	@ Bal	W		0	0.0	0	0	0
Playoff Totals		1-0	1/0	0	0.0	0	0	0

Malcolm Butler (CB)

Date	Opp	W-L	G/S	Tackle	Sack	Int	FF	FR
12/12/16	Bal	W	CB	4	0.0	0	0	0
10/14/18	Bal	L		3	0.0	0	0	0
11/22/20	@ Bal	W	CB	4	0.0	0	0	0
Totals		2-1	3/2	11	0.0	0	0	0
Playoffs								
1/10/15	Bal	W		0	0.0	0	0	0
Playoff Totals		1-0	1/0	0	0.0	0	0	0

Kevin Byard (S)

Date	Opp	W-L	G/S	Tackle	Sack	Int	FF	FR
11/5/17	Bal	W	FS	6	0.0	2	0	0
10/14/18	Bal	L	FS	5	0.0	1	0	0
11/22/20	@ Bal	W	FS	7	0.0	0	0	0
Totals		2-1	3/3	18	0.0	3	0	0
Playoffs								
1/11/20	Bal	W	FS	11	0.0	1	0	0
Playoff Totals		1-0	1/1	11	0.0	1	0	0

Will Compton (ILB)

Date	Opp	W-L	G/S	Tackle	Sack	Int	FF	FR
10/9/16	@ Bal	W	LB	9	0.0	0	0	0
11/22/20	@ Bal	W		6	0.0	0	0	0
Totals		2-0	2/1	15	0.0	0	0	0

Jack Crawford (DL)

Date	Opp	W-L	G/S	Tackle	Sack	Int	FF	FR
11/20/16	Bal	W		1	1.0	0	0	0
12/2/18	Bal	L	DT	2	0.0	0	0	0
11/22/20	@ Bal	W	DE	0	0.0	0	0	0
Totals		2-1	3/2	3	1.0	0	0	0

CAREER GAME-BY-GAME STATS VS. THE RAVENS: TITANS DEFENSE

GAME PREVIEW

TEAM NOTES

PLAYER NOTES

MEDIA

STATISTICS

ROSTERS

Matt Dickerson (DE)

Date	Opp	W-L	G/S	Tackle	Sack	Int	FF	FR
10/14/18	Bal	L		1	0.0	0	0	0
11/22/20	@ Bal	W		2	0.0	0	0	0
Totals		1-1	2/0	3	0.0	0	0	0
Playoffs								
1/11/20	Bal	W		0	0.0	0	0	0
Playoff Totals		1-0	1/0	0	0.0	0	0	0

Nick Dzubnar (LB)

Date	Opp	W-L	G/S	Tackle	Sack	Int	FF	FR
11/1/15	@ Bal	L		0	0.0	0	0	0
12/22/18	Bal	L		0	0.0	0	0	0
11/22/20	@ Bal	W		0	0.0	0	0	0
Totals		1-2	3/0	0	0.0	0	0	0

Rashaan Evans (LB)

Date	Opp	W-L	G/S	Tackle	Sack	Int	FF	FR
10/14/18	Bal	L	ILB	9	0.0	0	0	0
11/22/20	@ Bal	W	ILB	9	0.0	0	0	0
Totals		1-1	2/2	18	0.0	0	0	0
Playoffs								
1/11/20	Bal	W	LB	9	0.0	0	0	0
Playoff Totals		1-0	1/1	9	0.0	0	0	0

Kristian Fulton (CB)

Date	Opp	W-L	G/S	Tackle	Sack	Int	FF	FR
None								
Totals		0-0	0/0	0	0.0	0	0	0

Amani Hooker (DB)

Date	Opp	W-L	G/S	Tackle	Sack	Int	FF	FR
11/22/20	@ Bal	W	SS	6	0.0	1	0	0
Totals		1-0	1/1	6	0.0	1	0	0
Playoffs								
1/11/20	@ Bal	W		1	0.0	0	0	0
Playoff Totals		1-0	1/0	1	0.0	0	0	0

Adoree' Jackson (CB)

Date	Opp	W-L	G/S	Tackle	Sack	Int	FF	FR
11/5/17	Bal	W	CB	5	0.0	0	0	0
10/14/18	Bal	L	CB	8	0.0	0	0	0
Totals		1-1	2/2	13	0.0	0	0	0
Playoffs								
1/11/20	@ Bal	W	CB	3	0.0	0	0	0
Playoff Totals		1-0	1/1	3	0.0	0	0	0

Chris Jackson (DB)

Date	Opp	W-L	G/S	Tackle	Sack	Int	FF	FR
None								
Totals		0-0	0/0	0	0.0	0	0	0

DaQuan Jones (DL)

Date	Opp	W-L	G/S	Tackle	Sack	Int	FF	FR
11/9/14	@ Bal	L		0	0.0	0	0	0
11/5/17	Bal	W	DE	3	0.0	0	0	0
10/14/18	Bal	L	DE	3	0.0	0	0	0
11/22/20	@ Bal	W	NT	1	0.0	0	0	0
Totals		2-2	4/3	7	0.0	0	0	0
Playoffs								
1/11/20	@ Bal	W	NT	2	0.0	0	0	0
Playoff Totals		1-0	1/1	2	0.0	0	0	0

Joshua Kalu (DB)

Date	Opp	W-L	G/S	Tackle	Sack	Int	FF	FR
11/22/20	@ Bal	W		4	0.0	0	0	0
Totals		1-0	1/0	4	0.0	0	0	0
Playoffs								
1/11/20	@ Bal	W		0	0.0	0	0	0
Playoff Totals		1-0	1/0	0	0.0	0	0	0

Desmond King II (CB)

Date	Opp	W-L	G/S	Tackle	Sack	Int	FF	FR
12/22/18	Bal	L	CB	4	0.0	0	0	0
11/22/20	@ Bal	W		4	0.0	0	0	0
Totals		1-1	2/1	8	0.0	0	0	0
Playoffs								
1/6/19	@ Bal	W	CB	3	1.0	0	0	0
Playoff Totals		1-0	1/1	3	1.0	0	0	0

Harold Landry III (OLB)

Date	Opp	W-L	G/S	Tackle	Sack	Int	FF	FR
10/14/18	Bal	L		2	0.0	0	0	0
11/22/20	@ Bal	W	OLB	7	1.0	0	0	0
Totals		1-1	2/1	9	1.0	0	0	0
Playoffs								
1/11/20	@ Bal	W	OLB	5	1.0	0	0	0
Playoff Totals		1-0	1/1	5	1.0	0	0	0

David Long Jr. (LB)

Date	Opp	W-L	G/S	Tackle	Sack	Int	FF	FR
1/11/20	@ Bal	W	ILB	8	0.0	0	0	0
Totals		1-0	1/1	8	0.0	0	0	0

Larrell Murchison (DL)

Date	Opp	W-L	G/S	Tackle	Sack	Int	FF	FR
None								
Totals		0-0	0/0	0	0.0	0	0	0

Kareem Orr (CB)

Date	Opp	W-L	G/S	Tackle	Sack	Int	FF	FR
None								
Totals		0-0	0/0	0	0.0	0	0	0

Wyatt Ray (OLB)

Date	Opp	W-L	G/S	Tackle	Sack	Int	FF	FR
None								
Totals		0-0	0/0	0	0.0	0	0	0

Derick Roberson (OLB)

Date	Opp	W-L	G/S	Tackle	Sack	Int	FF	FR
11/22/20	@ Bal	W	OLB	1	0.0	0	0	0
Totals		1-0	1/1	1	0.0	0	0	0
Playoffs								
1/11/20	@ Bal	W		1	0.0	0	0	0
Playoff Totals		1-0	1/0	1	0.0	0	0	0

Jeffery Simmons (DT)

Date	Opp	W-L	G/S	Tackle	Sack	Int	FF	FR
11/22/20	@ Bal	W	DT	3	0.0	0	0	0
Totals		1-0	1/1	3	0.0	0	0	0
Playoffs								
1/11/20	@ Bal	W		2	0.0	0	0	1
Playoff Totals		1-0	1/0	2	0.0	0	0	1

Tye Smith (CB)

Date	Opp	W-L	G/S	Tackle	Sack	Int	FF	FR
11/5/17	Bal	W		0	0.0	0	0	0
Totals		1-0	1/0	0	0.0	0	0	0
Playoffs								
1/11/20	@ Bal	W		0	0.0	0	0	0
Playoff Totals		1-0	1/0	0	0.0	0	0	0

Kenny Vaccaro (S)

Date	Opp	W-L	G/S	Tackle	Sack	Int	FF	FR
11/24/14	Bal	L	SS	8	0.0	0	0	0
Totals		0-1	1/1	8	0.0	0	0	0
Playoffs								
1/11/20	@ Bal	W	SS	7	0.0	1	0	0
Playoff Totals		1-0	1/1	7	0.0	1	0	0

REGULAR TITANS LINEUP

OFFENSIVE STARTERS

WR 84-Corey Davis (6-3, 209, 4th Year, Western Michigan) - The fifth-overall draft pick in 2017 led the Titans in receptions (142) and receiving yards (1,867) over his first three seasons. He had 43 catches for 601 yards and two touchdowns in 2019.

	G	GS	Rec	Yds	Avg	Lg	TD
2020	14	12	65	984	15.1	75	5
Career	56	48	207	2,851	13.8	75	11

TE 81-Jonnu Smith (6-3, 248, 4th Year, Florida International) - The 2017 third-round draft pick was the team's leading receiver among tight ends from 2018 through 2019 with 55 receptions, 697 yards and six touchdowns.

	G	GS	Rec	Yds	Avg	Lg	TD
2020	15	14	41	448	10.9	63	8
Career	60	53	114	1,302	11.4	63	16

LT 72-David Quessenberry (6-5, 305, 2nd Year, San Jose State) - The former sixth-round pick entered the NFL with Houston in 2013. After battling non-Hodgkin's lymphoma, he spent most of 2017-19 on the practice squads of the Texans and Titans (2018-19).

2020 G/GS: 12/6, Career G/GS: 18/6

LG 76-Rodger Saffold III (6-5, 325, 11th Year, Indiana) - The former second-round pick was signed in 2019 as an unrestricted free agent from the Rams. He started every game at left guard in 2019, his second consecutive season to do so.

2020 G/GS: 15/15, Career G/GS: 145/142

C 60-Ben Jones (6-3, 308, 9th Year, Georgia) - Added as an unrestricted free agent in 2016, the former fourth-round pick played in 64 games in four previous seasons with the Houston Texans. He started 63 of 64 possible games during his first four seasons in Tennessee.

2020 G/GS: 16/16, Career G/GS: 143/122

RG 64-Nate Davis (6-3, 316, 2nd Year, Charlotte) - The 2019 third-round pick appeared in 41 games with 37 starts at Charlotte. As a rookie, he started 12 contests at right guard.

2020 G/GS: 16/16, Career G/GS: 29/28

RT 71-Dennis Kelly (6-8, 321, 9th Year, Purdue) - The former fifth-round pick was acquired in a 2016 trade with the Eagles. In his first four seasons in Tennessee, he played in 58 games, with five starts at right tackle in 2018 and four starts at left tackle in 2019.

2020 G/GS: 16/16, Career G/GS: 104/47

WR 13-Cameron Batson (5-8, 175, 3rd Year, Texas Tech) - After entering the NFL as a rookie free agent in 2018, Batson appeared in 11 games as a rookie and then spent all of 2019 on injured reserve.

Receiving	G	GS	Rec	Yds	Avg	Lg	TD
2020	12	2	12	100	8.3	18	1
Career	23	4	20	182	9.1	26	1

Returns	PR	FC	Yds	Avg	Lg	TD	KR	Yds	Avg	Lg	TD
2020	0	1	0	-	0	0	11	231	21.0	35	0
Career	3	2	4	1.3	5	0	11	231	21.0	35	0

WR 11-A.J. Brown (6-1, 226, 2nd Year, Mississippi) - The second-round pick led all rookie receivers in 2019 with 1,051 receiving yards and ranked second in the NFL in receiving average (20.2). No NFL player had more receiving yards than him (605) over the final six games of 2019.

	G	GS	Rec	Yds	Avg	Lg	TD
2020	14	12	70	1,075	15.4	73	11
Career	30	23	122	2,126	17.4	91	19

QB 17-Ryan Tannehill (6-4, 217, 9th Year, Texas A&M) - Acquired via trade from Miami in 2019, Tannehill took over the starting role for the Titans in Week 7. He was named to his first Pro Bowl after leading the NFL in passer rating (117.5) and passing average (9.6).

	G	GS	Att	Cmp	Pct	Yds	TD	Int	Lg	Sk	Rate
2020	16	16	481	315	65.5	3,819	33	7	75	24	106.5
Career	116	114	3,678	2,345	63.8	26,995	178	88	91	303	92.0

RB 22-Derrick Henry (6-3, 247, 5th Year, Alabama) - The 2016 second-round pick and former Heisman winner led the Titans in rushing in 2017 (744 yards) and 2018 (1,059). In 2019, he earned Pro Bowl honors and won the NFL rushing title (1,540), followed by 446 playoff rushing yards.

	G	GS	Att	Yds	Avg	Lg	TD	Rec	Yds	Avg	Lg	TD
2020	16	16	378	2,027	5.4	94	17	19	114	6.0	53	0
Career	78	47	1,182	5,860	5.0	99	55	76	692	9.1	75	3

OFFENSIVE RESERVES

FB 41-Khari Blasingame (6-0, 233, 2nd Year, Vanderbilt) - Originally an undrafted free agent with the Vikings, he was signed by the Titans off Minnesota's practice squad during the 2019 campaign.

	G	GS	Att	Yds	Avg	Lg	TD	Rec	Yds	Avg	Lg	TD
2020	15	7	0	0	-	0	0	4	39	9.8	16	0
Career	21	10	0	0	-	0	0	8	93	11.6	24	0

G/C 62-Aaron Brewer (6-1, 274, Rookie, Texas State) - The undrafted rookie was signed by the Titans after starting 47 consecutive games in college. He started at least five games at every offensive line position.

2020 G/GS: 12/1, Career G/GS: 12/1

G/C 75-Jamil Douglas (6-4, 309, 3rd Year, Arizona State) - Douglas arrived on the Titans practice squad in 2018 after previous experience with the Dolphins, Patriots, Falcons and Colts. He was a fourth-round pick with Miami in 2015.

2020 G/GS: 14/0, Career G/GS: 46/11

RB 32-Darrynton Evans (5-10, 203, Rookie, Appalachian State) - The third-round pick was a two-time All-Sun Belt first-team selection and was the conference's Offensive Player of the Year in 2019. He finished his collegiate career with 2,884 rushing yards, 4,642 all-purpose yards and 34 total touchdowns in three total seasons (2016, 2018-19).

	G	GS	Att	Yds	Avg	Lg	TD	Rec	Yds	Avg	Lg	TD
'20/Career	5	0	14	54	3.9	9	0	2	27	13.5	24	1

TE 86-Anthony Firkser (6-2, 246, 3rd year, Harvard) - The former undrafted free agent joined the Titans in 2018 after previous stints with the Jets and Chiefs. He appeared in a career-high 15 games in 2019.

	G	GS	Rec	Yds	Avg	Lg	TD
2020	16	1	39	387	9.9	45	1
Career	43	2	72	816	11.3	45	3

RB 28-Jeremy McNichols (5-9, 205, 1st Year, Boise State) - Originally a fifth-round pick by Tampa Bay in 2017, McNichols re-joined the Titans after spending time with the team in 2018 and in the 2019 preseason. He also has spent time with San Francisco, Indianapolis, Denver and Jacksonville.

	G	GS	Att	Yds	Avg	Lg	TD	Rec	Yds	Avg	Lg	TD
2020	16	0	47	204	4.3	20	1	12	55	4.6	9	0
Career	20	0	49	208	4.2	20	1	12	55	4.6	9	0

TE 85-MyCole Pruitt (6-2, 245, 5th year, Southern Illinois) - Pruitt was signed off Houston's practice squad in September 2018 after previous stints with the Vikings and Bears. He played in 31 games in his first two seasons in Tennessee, totaling 15 catches for 192 yards and two scores.

	G	GS	Rec	Yds	Avg	Lg	TD
2020	11	4	5	49	9.8	22	2
Career	63	18	32	343	10.7	42	4

TE 87-Geoff Swaim (6-4, 260, 6th year, Texas) - Swaim was signed as a free agent in 2020 after previous stints with the Cowboys (2015-18) and Jaguars (2019). He was a seventh-round pick with Dallas in 2015.

	G	GS	Rec	Yds	Avg	Lg	TD
2020	10	8	9	83	9.2	16	1
Career	53	28	57	484	8.5	43	2

QB 5-Logan Woodside (6-1, 213, 1st Year, Toledo) - Originally a seventh-round draft pick with Cincinnati in 2018, he spent time on the practice squad as a rookie with the Titans in 2018 and re-signed in 2019. He spent the entire 2019 campaign on practice squad/injured list.

	G	GS	Att	Cmp	Pct	Yds	TD	Int	Lg	Sk	Rate
2020	6	0	3	1	33.3	7	0	0	7	0	42.4
Career	6	0	3	1	33.3	7	0	0	7	0	42.4

SPECIALISTS

P 6-Brett Kern (6-2, 214, 13th Year, Toledo) - Claimed off waivers from the Broncos during the 2009 season, he was named to the Pro Bowl in 2017, 2018 and 2019. He is the franchise's career and single-season leader (2017) in both gross and net punting average.

	G	Punt	Blk	Yds	Avg	Lg	TB	I20	NetAvg
2020	13	37	0	1,695	45.8	66	3	22	41.5
Career	205	949	5	43,623	46.0	79	57	377	40.5

REGULAR TITANS LINEUP

K 3-Stephen Gostkowski (6-1, 215, 15th Year, Memphis) - Signed by the Titans on Sept. 3, the four-time Pro Bowler and three-time Super Bowl champion played 14 seasons in New England, where he became the team's all-time leading scorer (1,775 points). Through 2019, his 87.4 field goal percentage (374 of 428) ranked fifth in NFL history.

	G	FGM	FGA	Pct	Lg	XPM	XPA	Pts
2020	15	18	26	69.2	55	46	48	100
Career	219	392	454	86.3	62	699	712	1,875

DEFENSIVE STARTERS

DE 94-Jack Crawford (6-5, 274, 9th Year, Penn State) - The London native was signed as an unrestricted free agent in 2020 after spending his first eight seasons with Oakland (2012-13), Dallas (2014-16) and Atlanta (2017-19). He did not miss a game (15 total starts) from 2018-19.

	GP	GS	Tackle	Sack	QBP	TFL	Int	PD	FF	FR
2020	16	9	28	2.0	9	3	0	0	1	0
Career	109	35	160	18.0	9	25	1	4	3	0

NT 90-DaQuan Jones (6-4, 322, 7th Year, Penn State) - The 2014 fourth-round pick started every contest from 2015-16 and 2018-19. He set career highs in 2019 with 21 quarterback pressures and three passes defensed.

	GP	GS	Tackle	Sack	QBP	TFL	Int	PD	FF	FR
2020	16	16	49	2.0	10	6	0	0	1	0
Career	99	93	283	9.0	80	17	0	4	2	2

DT 98-Jeffery Simmons (6-4, 305, 2nd Year, Mississippi State) - The two-time All-SEC selection and 2019 19th overall draft pick registered two sacks in nine regular season games as a rookie.

	GP	GS	Tackle	Sack	QBP	TFL	Int	PD	FF	FR
2020	15	15	49	3.0	19	3	0	5	1	3
Career	24	22	89	5.0	33	5	0	6	1	3

OLB 50-Derick Roberson (6-3, 250, 2nd Year, Sam Houston State) - As an undrafted free agent in 2019, he spent most of his rookie year on the practice squad before finishing the season on the 53-man roster.

	GP	GS	Tackle	Sack	QBP	TFL	Int	PD	FF	FR
2020	8	1	6	0.0	4	0	0	1	1	0
Career	11	1	10	3.0	4	0	0	1	1	0

ILB 54-Rashaan Evans (6-2, 232, 3rd Year, Alabama) - Drafted 22nd overall in 2018, he played in 15 games with seven starts as a rookie. In 2019, he led the team with 139 tackles and 11 tackles for loss.

	GP	GS	Tackle	Sack	QBP	TFL	Int	PD	FF	FR
2020	16	16	96	0.5	6	1	0	5	0	1
Career	47	39	298	3.0	23	14	0	9	0	2

ILB 51-David Long Jr. (5-11, 227, 2nd Year, West Virginia) - As a rookie in 2019, the fifth-round pick appeared in 14 games during the regular season and all three playoff contests (one start).

	GP	GS	Tackle	Sack	QBP	TFL	Int	PD	FF	FR
2020	14	5	50	0.0	1	2	0	2	0	0
Career	28	5	65	0.0	1	4	0	3	1	0

OLB 98-Harold Landry III (6-2, 252, 3rd Year, Boston College) - The 41st overall draft pick in 2018 started all 16 games in 2019 and led the team with nine sacks. His 28 quarterback pressures in 2019 ranked second.

	GP	GS	Tackle	Sack	QBP	TFL	Int	PD	FF	FR
2020	16	16	69	5.5	29	10	1	5	0	0
Career	47	35	196	19.0	75	16	2	8	2	2

CB 21-Malcolm Butler (5-11, 190, 7th Year, West Alabama) - Butler signed with the Titans in 2018 after spending his first four NFL seasons with New England, where he won two Super Bowls and earned two Pro Bowl bids. He was placed on injured reserve after nine games in 2019.

	GP	GS	Tackle	Sack	QBP	TFL	Int	PD	FF	FR
2020	16	16	100	0.0	0	1	4	14	0	0
Career	100	84	390	3.0	1	4	17	84	5	2

SS 24-Kenny Vaccaro (6-0, 214, 8th Year, Texas) - The Saints' former first-round pick was signed by the Titans as a free agent in August 2018. In his second season in Tennessee, his totals included 16 starts, 104 tackles and one interception.

	GP	GS	Tackle	Sack	QBP	TFL	Int	PD	FF	FR
2020	13	13	83	1.0	4	6	0	5	0	1
Career	110	109	739	11.5	8	11	10	44	5	4

FS 31-Kevin Byard (5-11, 212, 5th Year, Middle Tennessee State) - The 2016 third-round pick appeared in all 64 games with 55 starts during his first four seasons. He had five interceptions in 2019, and his 17 total interceptions from 2017-19 were the most in the NFL.

	GP	GS	Tackle	Sack	QBP	TFL	Int	PD	FF	FR
2020	16	16	111	0.0	2	1	1	7	1	0
Career	80	71	448	3.0	13	12	18	49	1	2

CB 25-Adoree' Jackson (5-11, 185, 4th Year, USC) - The 18th-overall draft pick in 2017 played in 43 games (39 starts) in his first three seasons and led the team in punt returns in each of his first two campaigns. In 2019, his totals included 40 tackles and seven passes defensed in 11 games.

	GP	GS	Tackle	Sack	QBP	TFL	Int	PD	FF	FR
2020	3	2	12	0.0	0	0	0	0	0	0
Career	46	41	188	0.0	2	9	2	41	3	0

DEFENSIVE RESERVES

LB 53-Will Compton (6-1, 235, 7th Year, Nebraska) - After spending the first five years of his career in Washington, he played for the Titans in 2018 and for the Raiders in 2019. He rejoined the Titans as a free agent in 2020.

	GP	GS	Tackle	Sack	QBP	TFL	Int	PD	FF	FR
2020	12	1	14	0.0	0	0	0	0	0	1
Career	90	40	366	1.0	0	0	3	16	1	4

DE 92-Matt Dickerson (6-5, 292, 3rd Year, UCLA) - Originally signed by the Titans as an undrafted free agent in 2018, Dickerson played in eight total games with five tackles during his first two seasons.

	GP	GS	Tackle	Sack	QBP	TFL	Int	PD	FF	FR
2020	10	0	10	0.0	1	0	0	0	0	0
Career	18	0	15	0.0	2	1	0	0	0	0

CB 26-Kristian Fulton (5-11, 197, Rookie, Louisiana State) - The second-round pick appeared in 28 games for the Tigers, totaling 65 tackles, 25 passes defensed and two interceptions. As a senior in 2019, he started all 15 games for the national champions and earned second-team All-SEC recognition by the Associated Press.

	GP	GS	Tackle	Sack	TFL	QBP	Int	PD	FF	FR
'20/Career	6	2	16	1.0	1	1	1	1	0	0

DB 37-Amani Hooker (5-11, 210, 2nd Year, Iowa) - The fourth-round pick in 2019 played in all 16 games as a rookie, appearing on special teams and on defense in sub packages.

	GP	GS	Tackle	Sack	QBP	TFL	Int	PD	FF	FR
2020	16	3	44	0.0	0	1	4	8	0	0
Career	32	3	57	0.0	0	1	4	8	0	0

CB 33-Deshaun King II (5-10, 201, 4th Year, Iowa) - Acquired in a trade with the Chargers on Nov. 2, 2020, the former fifth-round pick earned AP All-Pro honors at cornerback and second-team All-Pro as a punt returner in 2018. He played primarily in slot coverage with the Chargers.

	GP	GS	Tackle	Sack	QBP	TFL	Int	PD	FF	FR
2020	15	8	53	2.0	3	2	0	2	0	1
Career	62	28	238	8.5	3	16	4	22	2	3

DL 91-Larrell Murchison (6-2, 297, Rookie, N.C. State) - The fifth-round pick was an All-ACC selection as a senior. He totaled 11 sacks and 20 tackles for loss in two seasons at N.C. State after two years at Louisburg College.

	GP	GS	Tackle	Sack	QBP	TFL	Int	PD	FF	FR
'20/Career	10	0	5	0.0	0	1	0	0	0	0

OLB 57-Wyatt Ray (6-3, 255, 1st Year, Boston College) - Originally signed as a rookie free agent by Cleveland in 2019, he has also spent time with Houston, Buffalo and the New York Jets.

	GP	GS	Tackle	Sack	QBP	TFL	Int	PD	FF	FR
2020	4	1	1	1.0	1	1	0	0	0	0
Career	4	1	1	1.0	1	1	0	0	0	0

CB 23-Tye Smith (6-0, 195, 5th Year, Towson) - A fifth-round pick by the Seahawks in 2015, he joined the Titans in 2017. In 2019, he appeared in nine games and set career highs with three starts, 24 tackles and two forced fumbles. He added four stops on special teams.

	GP	GS	Tackle	Sack	QBP	TFL	Int	PD	FF	FR
2020	12	3	14	0.0	0	1	0	1	0	0
Career	40	7	49	0.0	0	1	1	2	2	0

FRANCHISE PLAYOFF GAME HISTORY

SEASON/DATE	DAY	ROUND	OPPONENT	SITE	RESULT	SCORE	
						TITANS	OPP.
1960 (10-4 regular season, 6-1 home, 4-3 road, First Place AFL East, Head Coach -- Lou Rymkus)							
01/01/61	Sunday	AFL Championship	LA CHARGERS	Houston (Jeppesen Stadium)	W	24	16
1961 (10-3-1 regular season, 6-1 home, 4-2-1 road, First Place AFL East, Head Coaches -- 5 games Lou Rymkus, 9 games Wally Lemm)							
12/24/61	Sunday	AFL Championship	at San Diego	San Diego (Balboa Stadium)	W	10	3
1962 (11-3 regular season, 6-1 home, 4-2 road, First Place AFL East, Head Coach -- Frank "Pop" Ivy)							
12/23/62	Sunday	AFL Championship	DALLAS TEXANS	Houston (Jeppesen Stadium)	L (2 OT)	17	20
1967 (9-4-1 regular season, 5-2 home, 4-2-1 road, First Place AFL East, Head Coach -- Wally Lemm)							
12/31/67	Sunday	AFL Championship	at Oakland	Oakland (Alameda County Coliseum)	L	7	40
1969 (6-6-2 regular season, 4-2-1 home, 2-4-1 road, Second Place AFL East, Head Coach -- Wally Lemm)							
12/21/69	Sunday	AFL Divisional	at Oakland	Oakland (Alameda County Coliseum)	L	7	56
1978 (10-6 regular season, 5-3 home, 5-3 road, Second Place AFC Central, Head Coach -- O.A. "Bum" Phillips)							
12/24/78	Sunday	Wild Card	at Miami	Miami (Orange Bowl)	W	17	9
12/31/78	Sunday	Divisional	at New England	New England (Schaefer Stadium)	W	31	14
01/07/79	Sunday	Conference	at Pittsburgh	Pittsburgh (Three Rivers Stadium)	L	5	34
1979 (11-5 regular season, 6-2 home, 5-3 road, Second Place AFC Central, Head Coach -- O.A. "Bum" Phillips)							
12/23/79	Sunday	Wild Card	DENVER	Houston (Astrodome)	W	13	7
12/29/79	Saturday	Divisional	at San Diego	San Diego (San Diego Stadium)	W	17	14
01/06/80	Sunday	Conference	at Pittsburgh	Pittsburgh (Three Rivers Stadium)	L	13	27
1980 (11-5 regular season, 6-2 home, 5-3 road, Tied First Place AFC Central, Head Coach -- O.A. "Bum" Phillips)							
12/28/80	Sunday	Wild Card	at Oakland	Oakland (Alameda County Coliseum)	L	7	27
1987 (9-6 regular season, 5-2 home, 4-4 road, Second Place AFC Central, Head Coach -- Jerry Glanville)							
01/03/88	Sunday	Wild Card	SEATTLE	Houston (Astrodome)	W (OT)	23	20
01/10/88	Sunday	Divisional	at Denver	Denver (Mile High Stadium)	L	10	34
1988 (10-6 regular season, 7-1 home, 3-5 road, Tied Second Place AFC Central, Head Coach -- Jerry Glanville)							
12/24/88	Saturday	Wild Card	at Cleveland	Cleveland (Cleveland Stadium)	W	24	23
01/01/89	Sunday	Divisional	at Buffalo	Buffalo (Rich Stadium)	L	10	17
1989 (9-7 regular season, 6-2 home, 3-5 road, Tied Second Place AFC Central, Head Coach -- Jerry Glanville)							
12/31/89	Sunday	Wild Card	PITTSBURGH	Houston (Astrodome)	L (OT)	23	26
1990 (9-7 regular season, 6-2 home, 3-5 road, Tied First Place AFC Central, Head Coach -- Jack Pardee)							
01/06/91	Sunday	Wild Card	at Cincinnati	Cincinnati (Riverfront Stadium)	L	14	41
1991 (11-5 regular season, 7-1 home, 4-4 road, First Place AFC Central, Head Coach -- Jack Pardee)							
12/29/91	Sunday	Wild Card	NY JETS	Houston (Astrodome)	W	17	10
01/04/92	Saturday	Divisional	at Denver	Denver (Mile High Stadium)	L	24	26
1992 (10-6 regular season, 5-3 home, 5-3 road, Second Place AFC Central, Head Coach -- Jack Pardee)							
01/03/93	Sunday	Wild Card	at Buffalo	Buffalo (Rich Stadium)	L (OT)	38	41
1993 (12-4 regular season, 7-1 home, 5-3 road, First Place AFC Central, Head Coach -- Jack Pardee)							
01/16/94	Sunday	Divisional	KANSAS CITY	Houston (Astrodome)	L	20	28
1999 (13-3 regular season, 8-0 home, 5-3 road, Second Place AFC Central, Head Coach -- Jeff Fisher)							
01/08/00	Saturday	Wild Card	BUFFALO	Tennessee (LP Field)	W	22	16
01/16/00	Sunday	Divisional	at Indianapolis	Indianapolis (RCA Dome)	W	19	16
01/23/00	Sunday	Conference	at Jacksonville	Jacksonville (Alltel Stadium)	W	33	14
01/30/00	Sunday	Super Bowl XXXIV	ST. LOUIS	Atlanta (Georgia Dome)	L	16	23
2000 (13-3 regular season, 7-1 home, 6-2 road, First Place AFC Central, Head Coach -- Jeff Fisher)							
01/07/01	Sunday	Divisional	BALTIMORE	Tennessee (LP Field)	L	10	24
2002 (11-5 regular season, 6-2 home, 5-3 road, First Place AFC South, Head Coach -- Jeff Fisher)							
01/11/03	Saturday	Divisional	PITTSBURGH	Tennessee (LP Field)	W (OT)	34	31
01/19/03	Sunday	Conference	at Oakland	Oakland (Network Associates Coliseum)	L	24	41
2003 (12-4 regular season, 7-1 home, 5-3 road, Second Place AFC South, Head Coach -- Jeff Fisher)							
01/03/04	Saturday	Wild Card	at Baltimore	Baltimore (M&T Bank Stadium)	W	20	17
01/10/04	Saturday	Divisional	at New England	New England (Gillette Stadium)	L	14	17
2007 (10-6 regular season, 5-3 home, 5-3 road, Third Place AFC South, Head Coach -- Jeff Fisher)							
01/06/08	Sunday	Wild Card	at San Diego	San Diego (Qualcomm Stadium)	L	6	17
2008 (13-3 regular season, 7-1 home, 6-2 road, First Place AFC South, Head Coach -- Jeff Fisher)							
01/10/09	Saturday	Divisional	BALTIMORE	Tennessee (LP Field)	L	10	13
2017 (9-7 regular season, 6-2 home, 3-5 road, Second Place AFC South, Head Coach -- Mike Mularkey)							
01/06/18	Saturday	Wild Card	at Kansas City	Kansas City (Arrowhead Stadium)	W	22	21
01/13/18	Saturday	Divisional	at New England	New England (Gillette Stadium)	L	14	35
2019 (9-7 regular season, 4-4 home, 5-3 road, Second Place AFC South, Head Coach -- Mike Vrabel)							
01/04/20	Saturday	Wild Card	at New England	New England (Gillette Stadium)	W	20	13
01/11/20	Saturday	Divisional	at Baltimore	Baltimore (M&T Bank Stadium)	W	28	12
01/19/20	Sunday	Conference	at Kansas City	Kansas City (Arrowhead Stadium)	L	24	35
2020 (11-5 regular season, 5-3 home, 6-2 road, First Place AFC South, Head Coach -- Mike Vrabel)							
01/10/22	Sunday	Wild Card	BALTIMORE	Tennessee (Nissan Stadium)			

All-Time Playoff Record: 17-21 (6-5 home, 11-15 road, 0-1 neutral site)

FRANCHISE PLAYOFF SEASONS

With an 11-5 record in the 2020 regular season, the Titans clinched a division title and a playoff berth. Their postseason appearance marks the 24th time in the team's history it has made the playoffs. In 10 of those seasons the club has made it as a division winner, and in the remaining 14 occasions it has gone to the postseason as a wild card. The franchise's all-time playoff appearances are listed below.



24 Playoff Appearances: 1960, 1961, 1962, 1967, 1969, 1978, 1979, 1980, 1987, 1988, 1989, 1990, 1991, 1992, 1993, 1999, 2000, 2002, 2003, 2007, 2008, 2017, 2019, 2020

Four AFL Eastern Division Championships: 1960, 1961, 1962, 1967

Three AFC Central Division Championships: 1991, 1993, 2000

Three AFC South Division Championships: 2002, 2008, 2020

Four AFL Championship Game Appearances: 1960, 1961, 1962, 1967

Two AFL Championships: 1960, 1961

Five AFC Championship Game Appearances: 1978, 1979, 1999, 2002, 2019

One AFC Championship: 1999

One Super Bowl Appearance: 1999 (Super Bowl XXXIV)

ROUND-BY-ROUND PLAYOFF HISTORY

The Titans enter this week's playoff game with a 17-21 (.447) all-time record in postseason play. They are 6-5 (.545) in home playoff games, 11-15 (.423) on the road and 0-1 on a neutral field (Super Bowl XXXIV).

Tennessee's playoff record by round, location and day:

Round	Overall	Home	Away	Neutral	Saturday	Sunday
Wild Card	9-5	4-1	5-4	0-0	5-0	4-5
Divisional	5-9	1-3	4-6	0-0	3-4	2-5
Conference (AFC)	1-4	0-0	1-4	0-0	0-0	1-4
AFL Champ.	2-2	1-1	1-1	0-0	0-0	2-2
Super Bowl	0-1	0-0	0-0	0-1	0-0	0-1
Totals	17-21	6-5	11-15	0-1	8-4	9-17

WILD CARD ROUND BREAKDOWN

In Wild Card games, Tennessee is 9-5 (.643) all-time, including a 4-1 record at home and a 5-4 record on the road.

The Titans last played a Wild Card game on Jan. 4, 2020, when they traveled to New England and beat the Patriots by a final score of 20-13.

All-Time Wild Card Results:

Date	Day	Opponent	Result	Score	
				Titans	Opp.
12/24/78	Sunday	at Miami	W	17	9
12/23/79	Sunday	DENVER	W	13	7
12/28/80	Sunday	at Oakland	L	7	27
01/03/88	Sunday	SEATTLE	W (OT)	23	20
12/24/88	Saturday	at Cleveland	W	24	23
12/31/89	Sunday	PITTSBURGH	L (OT)	23	26
01/06/91	Sunday	at Cincinnati	L	14	41
12/29/91	Sunday	NY JETS	W	17	10
01/03/93	Sunday	at Buffalo	L (OT)	38	41
01/08/00	Saturday	BUFFALO	W	22	16
01/03/04	Saturday	at Baltimore	W	20	17
01/06/08	Sunday	at San Diego	L	6	17
01/06/10	Saturday	at Kansas City	W	22	21
01/04/20	Saturday	at New England	W	20	13
01/10/21	Sunday	BALTIMORE			

Wild Card Win-Loss Records:

Overall: 9-5 Saturday: 5-0
 Home: 4-1 Sunday: 4-5
 Road: 5-4 In Overtime: 1-2



Wild Card Team Highs and Lows:

Category	Titans	Opponents
Most Points Scored	38 (at Buf., 1/3/93)	41 (at Cin., 1/6/91; at Buf., 1/3/93)
Fewest Points Scored	6 (at SD., 1/6/08)	7 (vs. Den., 12/23/79)
Most Yards Gained	455 (at Mia., 12/24/78)	366 (at Buf., 1/3/93)
Fewest Yards Gained	194 (vs. Buf., 1/8/00)	209 (at Mia., 12/24/78)
Most Rushing Yards	202 (at KC, 1/6/18)	187 (at Cin., 1/6/91)
Fewest Rushing Yards	65 (vs. Pit., 12/31/89)	29 (vs. Sea., 1/3/88)
Most Passing Yards	347 (at Buf., 1/3/93)	282 (at SD, 1/6/08)
Fewest Passing Yards	55 (vs. Buf., 1/8/00)	95 (vs. Buf., 1/8/00)

2020 NFL PLAYOFF SCHEDULE

American Football Conference

Seed/Team	Division	W-L
1. Kansas City Chiefs	West	14-2
2. Buffalo Bills	East	13-3
3. Pittsburgh Steelers	North	12-4
4. Tennessee Titans	South	11-5
5. Baltimore Ravens	North	11-5
6. Cleveland Browns	North	11-5
7. Indianapolis Colts	South	11-5

National Football Conference

Seed/Team	Division	W-L
1. Green Bay Packers	North	13-3
2. New Orleans Saints	South	12-4
3. Seattle Seahawks	West	12-4
4. Washington Football Team	East	7-9
5. Tampa Bay Buccaneers	South	11-5
6. Los Angeles Rams	West	10-6
7. Chicago Bears	North	8-8

NFL Wild Card Weekend

Saturday, January 9

12:05 p.m. AFC - Indianapolis at Buffalo (CBS)

3:40 p.m. NFC - L.A. Rams at Seattle (FOX)

7:15 p.m. NFC - Tampa Bay at Washington (NBC)

Sunday, January 10

12:05 p.m. AFC - Baltimore at Tennessee (ESPN/ABC)

3:40 p.m. NFC - Chicago at New Orleans (CBS, Nickelodeon, Amazon)

7:15 p.m. AFC - Cleveland at Pittsburgh (NBC, Telemundo, Peacock)

NFL Divisional Weekend

Saturday, January 16 - TBA

Sunday, January 17 - TBA

Conference Championships

Sunday, January 24

2:05 PM NFC Championship (FOX)

5:40 PM AFC Championship (CBS)

Super Bowl LV - Tampa, Fla.

Sunday, February 7

5:30 PM AFC Champion vs. NFC Champion (CBS)

All times Central Standard Time

TITANS ERA PLAYOFF GAME THUMBNAILS

Wild Card • Jan. 8, 2000 • Bills 16 at TITANS 22

The "Music City Miracle," a 75-yard kickoff return for a touchdown by Kevin Dyson with three seconds remaining in the game, provided a 22-16 Wild Card victory ... Eddie George rushed for 106 yards on 29 carries ... Jevon Kearse recorded two sacks, a forced fumble and a safety.

Jan. 16, 2000 • Divisional • TITANS 19 at Colts 16

Eddie George set a franchise playoff record with 162 rushing yards on 26 carries, including a 68-yard touchdown run ... Al Del Greco added four field goals in the win ... An 87-yard punt return by the Colts was reversed after a replay review.

Jan. 23, 2000 • Conference • TITANS 33 at Jaguars 14

Steve McNair rushed for 91 yards and two second-half touchdowns ... The Titans defense forced six Jaguars turnovers ... After a safety, Derrick Mason returned the kick 80 yards for a touchdown.

Jan. 30, 2000 • SB XXXIV • RAMS 23, Titans 16

Steve McNair led a two-minute drive that ended with a Kevin Dyson reception on the one-yard line as time expired ... Isaac Bruce's 73-yard reception from Kurt Warner was the game-winning score with 1:54 remaining ... Eddie George rushed for 95 yards and two second-half touchdowns, igniting a 16-point comeback.

Jan. 7, 2001 • Divisional • RAVENS 24 at Titans 10

The Ravens returned a blocked field goal 90 yards for a touchdown, and Ray Lewis intercepted a pass and raced 50 yards to seal a Ravens victory ... The Titans scored their only touchdown on a two-yard run by Eddie George to cap the first series of the game.

Jan. 11, 2003 • Divisional • Steelers 31 at TITANS 34 (OT)

Joe Nedney's 26-yard field goal, following a 31-yard miss and Pittsburgh running-into-the-kicker penalty on the play, provided the winning margin in overtime ... Steve McNair passed for 338 yards, including 123 yards to Frank Wycheck.

Jan. 19, 2003 • Conference • Titans 24 at RAIDERS 41

Before halftime, the Raiders turned back-to-back Titans fumbles into 10 total points ... After Steve McNair's second rushing touchdown pulled the Titans within three points (27-24) in the third quarter, the Raiders scored 14 unanswered points to advance to the Super Bowl.

Jan. 3, 2004 • Wild Card • TITANS 20 at Ravens 17

Gary Anderson's 46-yard field goal with 29 seconds remaining provided a 20-17 win ... The Titans rushed for 165 total yards and limited the Ravens to 54 rushing yards, including only 35 yards by Jamal Lewis ... Steve McNair completed a 49-yard touchdown pass to Justin McCareins.

Jan. 10, 2004 • Divisional • Titans 14 at PATRIOTS 17

Adam Vinatieri's 46-yard field goal with 4:06 on the clock was the difference in the coldest game in Titans history (four degrees at kickoff) ... A final drive by the Titans ended with an incomplete pass in Patriots territory from Steve McNair to Drew Bennett on fourth down.

Jan. 6, 2008 • Wild Card • Titans 6 at CHARGERS 17

After the Titans took a 6-0 lead into halftime, the Chargers scored 17 unanswered points in the second half ... The Titans limited LaDainian Tomlinson to 42 rushing yards, but Philip Rivers passed for 292 yards and one score ... Tomlinson's one-yard touchdown on fourth down sealed the victory.

Jan. 10, 2009 • Divisional • RAVENS 13 at Titans 10

Matt Stover kicked a game-winning 43-yard field goal with 53 seconds remaining ... The Titans committed three turnovers inside Baltimore's 30-yard line ... Chris Johnson had 100 yards of offense in the first quarter before leaving the game with an ankle injury ... The Titans outgained the Ravens 391 yards to 211, including 281 passing yards by Kerry Collins.



Jan. 6, 2018 • Wild Card • TITANS 22 at Chiefs 21

Titans score 19 unanswered points to erase an 18-point deficit in the second half ... Derrick Henry rushes for 156 of the team's 202 rushing yards ... Marcus Mariota completes a six-yard touchdown to himself on a batted pass and adds a game-winning touchdown pass to Eric Decker in the fourth quarter ... The Titans defense shuts out the Chiefs in the second half, allowing three first downs and 61 yards in the final two quarters.

Jan. 13, 2018 • Divisional Round • Titans 14 at PATRIOTS 35

New England's Tom Brady turns in a 337-yard, three-touchdown passing performance ... Marcus Mariota passes for 254 yards with a pair of touchdown passes to rookie receiver Corey Davis (five catches for 63 yards) ... The Titans take a 7-0 lead into the second quarter before the Patriots score 35 consecutive points ... Five different Patriots score touchdowns ... Danny Amendola catches 11 passes for 112 yards for New England ... Mariota is sacked eight times.

Jan. 4, 2020 • Wild Card Round • TITANS 20 at Patriots 13

The sixth-seeded Titans defeat the third-seeded Patriots, as Derrick Henry rushes for 182 yards and a touchdown on 34 carries ... Henry sets franchise postseason records in rushing yards, rushing attempts and scrimmage yards (204) ... Ryan Tannehill passes for 72 yards, including a 12-yard touchdown to tight end Anthony Firkser ... Cornerback Logan Ryan caps the win with a nine-yard interception return for a touchdown ... Tom Brady and the Patriots offense is shut out by the Titans defense in the second half.

Jan. 11, 2020 • Divisional Round • TITANS 28 at Ravens 12

The Titans never trail after scoring the game's first 14 points, defeating the AFC's No. 1 seeded Ravens ... Derrick Henry rushes for 195 yards on 30 carries, including a 66-yard run to set up a play in which he completes a three-yard touchdown pass to receiver Corey Davis ... The Titans defense produces three takeaways and four sacks of Ravens quarterback Lamar Jackson, who despite the loss passes for 365 yards and rushes for 143 yards ... The Ravens are stopped four times by the Titans defense on fourth down ... Ryan Tannehill passes for two touchdowns and rushes for one score.

Jan. 19, 2020 • 2020 AFC Championship • Titans 24 at CHIEFS 35 • 11-8

The eventual Super Bowl champion Chiefs rally from a pair of 10-point deficits in the first half (10-0 and 17-7), taking the lead late in the second quarter on a 27-yard touchdown run by quarterback Patrick Mahomes ... The Chiefs score two touchdowns in the fourth quarter to pull away, first on Damien Williams' three-yard run and then Mahomes' 60-yard pass to Sammy Watkins ... Mahomes throws for 294 yards and three touchdowns, while Ryan Tannehill passes for 209 yards and two scores ... The Chiefs limit Derrick Henry to 69 rushing yards and one touchdown on 19 attempts.

CAREER GAME-BY-GAME STATS IN THE PLAYOFFS: TITANS OFFENSE

QUARTERBACKS

Ryan Tannehill (Passing)

Date	Team	Opp	W-L	G/S	Att	Cmp	Pct	Yds	Yd/A	TD	TD%	Int	Int%	Lg	Sk	Lst	Rate
1/4/20 (WC)	Ten	@ NE	W	QB	15	8	53.3	72	4.8	1	6.7	1	6.7	22	1	5	61.0
1/11/20 (DIV)	Ten	@ Bal	W	QB	14	7	50.0	88	6.3	2	14.3	0	0.0	45	1	8	109.5
1/19/20 (CONF)	Ten	@ KC	L	QB	31	21	67.7	209	6.7	2	6.5	0	0.0	37	3	27	108.1
Totals			2-1	3/3	60	36	60.0	369	6.2	5	8.3	1	1.7	45	5	40	98.5

Ryan Tannehill (Rushing)

Date	Team	Opp	W-L	G/S	Att	Yds	Avg	Lg	TD
1/4/20 (WC)	Ten	@ NE	W	QB	4	11	2.8	5	0
1/11/20 (DIV)	Ten	@ Bal	W	QB	6	13	2.2	9	1
1/19/20 (CONF)	Ten	@ KC	L	QB	3	11	3.7	6	0
Totals			2-1	3/3	13	35	2.7	9	1

Logan Woodside

Date	Team	Opp	W-L	G/S	Att	Cmp	Pct	Yds	Yd/A	TD	TD%	Int	Int%	Lg	Sk	Lst	Rate
None																	
Totals			0-0	0/0	0	0	-	0	-	0	-	0	-	-	0	0	-

RUNNING BACKS/FULLBACKS

Khari Blasingame (FB)

Date	Team	Opp	W-L	G/S	Rushing					Receiving				
					Att	Yds	Avg	Lg	TD	Rec	Yds	Avg	Lg	TD
1/4/20 (WC)	Ten	@ NE	W	FB	0	0	-	-	0	0	0	-	-	0
1/11/20 (DIV)	Ten	@ Bal	W		0	0	-	-	0	0	0	-	-	0
1/19/20 (CONF)	Ten	@ KC	L		0	0	-	-	0	0	0	-	-	0
Totals			2-1	3/1	0	0	-	-	0	0	0	-	-	0

Darrynton Evans (RB)

Date	Team	Opp	W-L	G/S	Rushing					Receiving				
					Att	Yds	Avg	Lg	TD	Rec	Yds	Avg	Lg	TD
None														
Totals			0-0	0/0	0	0	-	-	0	0	0	-	-	0

D'Onta Foreman (RB)

Date	Team	Opp	W-L	G/S	Rushing					Receiving				
					Att	Yds	Avg	Lg	TD	Rec	Yds	Avg	Lg	TD
1/5/19 (WC)	Hou	Ind	L		1	3	3.0	3	0	0	0	-	-	0
Totals			0-1	1/0	1	3	3.0	3	0	0	0	-	-	0

Derrick Henry (RB)

Date	Team	Opp	W-L	G/S	Rushing					Receiving				
					Att	Yds	Avg	Lg	TD	Rec	Yds	Avg	Lg	TD
1/6/18 (WC)	Ten	@ KC	W	RB	23	156	6.8	35t	1	2	35	17.5	29	0
1/13/18 (DIV)	Ten	@ NE	L	RB	12	28	2.3	4	0	3	21	7.0	14	0
1/4/20 (WC)	Ten	@ NE	W	RB	34	182	5.4	29	1	1	22	22.0	22	0
1/11/20 (DIV)	Ten	@ Bal	W	RB	30	195	6.5	66	0	2	7	3.5	8	0
1/19/20 (CONF)	Ten	@ KC	L	RB	19	69	3.6	13	1	2	-8	-4.0	-2	0
Totals			3-2	5/5	118	630	5.3	66	3	10	77	7.7	29	0

Jeremy McNichols (RB)

Date	Team	Opp	W-L	G/S	Rushing					Receiving				
					Att	Yds	Avg	Lg	TD	Rec	Yds	Avg	Lg	TD
None														
Totals			0-0	0/0	0	0	-	-	0	0	0	-	-	0

Senorise Perry (RB)

Date	Team	Opp	W-L	G/S	Rushing					Receiving				
					Att	Yds	Avg	Lg	TD	Rec	Yds	Avg	Lg	TD
1/4/20 (WC)	Buf	@ Hou	L		0	0	-	-	0	0	0	-	-	0
Totals			0-1	1-0	0	0	-	-	0	0	0	-	-	0

WIDE RECEIVERS

Cameron Batson

Date	Team	Opp	W-L	G/S	Rec	Yds	Avg	Lg	TD
None									
Totals			0-0	0/0	0	0	-	-	0

A.J. Brown

Date	Team	Opp	W-L	G/S	Rec	Yds	Avg	Lg	TD
1/4/20 (WC)	Ten	@ NE	W	WR	1	4	4.0	4	0
1/11/20 (DIV)	Ten	@ Bal	W	WR	1	9	9.0	9	0
1/19/20 (CONF)	Ten	@ KC	L	WR	3	51	17.0	37	0
Totals			2-1	3/3	5	64	12.8	37	0

Corey Davis

Date	Team	Opp	W-L	G/S	Rec	Yds	Avg	Lg	TD
1/6/18 (WC)	Ten	@ KC	W	WR	4	35	8.8	13	0
1/13/18 (DIV)	Ten	@ NE	L	WR	5	63	12.6	17	2
1/4/20 (WC)	Ten	@ NE	W	WR	0	0	-	-	0
1/11/20 (DIV)	Ten	@ Bal	W	WR	1	3	3.0	3	1
1/19/20 (CONF)	Ten	@ KC	L	WR	5	65	13.0	22	0
Totals			3-2	5/5	15	166	11.1	22	3

CAREER GAME-BY-GAME STATS IN THE PLAYOFFS: TITANS OFFENSE

Kalif Raymond

Date	Team	Opp	W-L	G/S	Rec	Yds	Avg	Lg	TD
1/11/20 (DIV)	Ten	@ Bal	W		1	45	45.0	45t	1
1/19/20 (CONF)	Ten	@ KC	L		0	0	-	-	0
Totals			1-1	2/0	1	45	45.0	45t	1

Nick Wesbrook-Ikhine

Date	Team	Opp	W-L	G/S	Rec	Yds	Avg	Lg	TD
None									
Totals			0-0	0/0	0	0	-	-	0

TIGHT ENDS

Anthony Firkser

Date	Team	Opp	W-L	G/S	Rec	Yds	Avg	Lg	TD
1/4/20 (WC)	Ten	@ NE	W		2	23	11.5	12t	1
1/11/20 (DIV)	Ten	@ Bal	W		0	0	-	-	0
1/19/20 (CONF)	Ten	@ KC	L		1	22	22.0	22t	1
Totals			2-1	3/0	3	45	15.0	22t	2

Jonnu Smith

Date	Team	Opp	W-L	G/S	Rec	Yds	Avg	Lg	TD
1/6/18 (WC)	Ten	@ KC	W	TE	2	15	7.5	10	0
1/13/18 (DIV)	Ten	@ NE	L		1	4	4.0	4	0
1/4/20 (WC)	Ten	@ NE	W	TE	1	9	9.0	9	0
1/11/20 (DIV)	Ten	@ Bal	W	TE	2	12	6.0	12t	1
1/19/20 (CONF)	Ten	@ KC	L	TE	3	38	12.7	22	0
Totals			3-2	5/4	9	78	8.7	22	1

MyCole Pruitt

Date	Team	Opp	W-L	G/S	Rec	Yds	Avg	Lg	TD
1/10/16 (WC)	Min	Sea	L	TE	2	22	11.0	18	0
1/4/20 (WC)	Ten	@ NE	W		2	4	2.0	4	0
1/11/20 (DIV)	Ten	@ Bal	W	TE	1	15	15.0	15	0
1/19/20 (CONF)	Ten	@ KC	L		1	9	9.0	9	0
Totals			2-2	4/2	6	50	8.3	18	0

Geoff Swaim

Date	Team	Opp	W-L	G/S	Rec	Yds	Avg	Lg	TD
None									
Totals			0-0	0/0	0	0	-	-	0

CAREER GAME-BY-GAME STATS IN THE PLAYOFFS: TITANS SPECIALISTS

PUNTERS

Brett Kern

Date	Team	Opp	W-L	Num	Blk	Yds	Avg	Lg	TB	In20	NetAvg
1/6/18 (WC)	Ten	@ KC	W	3	0	131	43.7	57	0	2	41.0
1/13/18 (DIV)	Ten	@ NE	L	7	0	316	45.1	62	0	2	41.3
1/4/20 (WC)	Ten	@ NE	W	6	0	275	45.8	58	0	4	42.0
1/11/20 (DIV)	Ten	@ Bal	W	6	0	315	52.5	63	4	1	39.2
1/19/20 (CONF)	Ten	@ KC	L	3	0	139	46.3	53	0	1	44.0
Totals			3-2	25	0	1176	47.0	63	4	10	41.2

KICKERS

Stephen Gostkowski

Date	Team	Opp	W-L	FGM	FGA	Pct	XPM	XPA	1-19	20-29	30-39	40-49	50+	Lg	KO	TB
1/7/07 (WC)	NE	NYJ	W	3	3	100.0	4	4	0-0	2-2	0-0	1-1	0-0	40	8	1
1/14/07 (DIV)	NE	@ SD	W	3	3	100.0	1	1	0-0	0-0	2-2	0-0	1-1	50	6	0
1/21/07 (CONF)	NE	@ Ind	L	2	2	100.0	4	4	0-0	1-1	0-0	1-1	0-0	43	7	2
1/12/08 (DIV)	NE	Jax	W	1	2	50.0	4	4	0-0	0-0	1-2	0-0	0-0	35	6	1
1/20/08 (CONF)	NE	SD	W	0	0	-	3	3	0-0	0-0	0-0	0-0	0-0	0	4	0
2/3/08 (SB)	NE	NYG	L	0	0	-	2	2	0-0	0-0	0-0	0-0	0-0	0	3	0
1/10/10 (WC)	NE	Bal	L	0	1	0.0	2	2	0-0	0-0	0-0	0-1	0-0	0	3	0
1/14/12 (DIV)	NE	Den	W	1	1	100.0	6	6	0-0	1-1	0-0	0-0	0-0	20	8	4
1/22/12 (CONF)	NE	Bal	W	3	3	100.0	2	2	0-0	2-2	1-1	0-0	0-0	35	6	5
2/5/12 (SB)	NE	NYG	L	1	1	100.0	2	2	0-0	1-1	0-0	0-0	0-0	29	4	1
1/13/13 (DIV)	NE	Hou	W	2	2	100.0	5	5	0-0	0-0	2-2	0-0	0-0	38	8	3
1/20/13 (CONF)	NE	Bal	L	2	2	100.0	1	1	0-0	1-1	1-1	0-0	0-0	31	3	0
1/11/14 (DIV)	NE	Ind	W	0	0	-	5	5	0-0	0-0	0-0	0-0	0-0	0	7	7
1/19/14 (CONF)	NE	@ Den	L	1	1	100.0	1	1	0-0	0-0	0-0	1-1	0-0	47	4	2
1/10/15 (DIV)	NE	Bal	W	0	0	-	5	5	0-0	0-0	0-0	0-0	0-0	0	6	0
1/18/15 (CONF)	NE	Ind	W	1	1	100.0	6	6	0-0	1-1	0-0	0-0	0-0	21	8	4
2/1/15 (SB)	NE	Sea	W	0	0	-	4	4	0-0	0-0	0-0	0-0	0-0	0	5	5
1/16/16 (DIV)	NE	KC	W	2	2	100.0	3	3	0-0	0-0	1-1	1-1	0-0	40	6	3
1/24/16 (CONF)	NE	@ Den	L	2	2	100.0	0	1	0-0	0-0	1-1	1-1	0-0	46	5	4
1/14/17 (DIV)	NE	Hou	W	2	2	100.0	4	4	1-1	0-0	0-0	1-1	0-0	43	7	4
1/22/17 (CONF)	NE	Pit	W	3	3	100.0	3	4	0-0	1-1	1-1	1-1	0-0	47	8	5
2/5/17 (SB)	NE	Atl	W	2	2	100.0	0	1	0-0	0-0	1-1	1-1	0-0	41	6	0
1/13/18 (DIV)	NE	Ten	W	0	1	0.0	5	5	0-0	0-0	0-0	0-0	0-1	0	6	2
1/21/18 (CONF)	NE	Jax	W	1	1	100.0	3	3	0-0	0-0	1-1	0-0	0-0	31	5	3
2/4/18 (SB)	NE	Phi	L	2	3	66.7	3	4	0-0	1-2	0-0	1-1	0-0	45	7	3
1/13/19 (DIV)	NE	LAC	W	2	2	100.0	5	5	0-0	1-1	1-1	0-0	0-0	30	8	2
1/20/19 (CONF)	NE	@ KC	W	1	1	100.0	4	4	0-0	0-0	0-0	1-1	0-0	47	6	1
2/3/19 (SB)	NE	LAR	W	2	3	66.7	1	1	0-0	0-0	0-0	2-3	0-0	42	4	3
Totals				39	44	88.6	88	92	1-1	12-13	13-14	12-14	1-2	50	164	65

CAREER GAME-BY-GAME STATS IN THE PLAYOFFS: TITANS SPECIALISTS

RETURNERS

Cameron Batson

Date	Team	Opp	W-L	PR	FC	Yds	Avg	Lg	TD	KR	Yds	Avg	Lg	TD
None														
Totals			0-0	0	0	0	-	-	0	0	0	-	-	0

Darrynton Evans

Date	Team	Opp	W-L	PR	FC	Yds	Avg	Lg	TD	KR	Yds	Avg	Lg	TD
None														
Totals			0-0	0	0	0	-	-	0	0	0	-	-	0

Desmond King II

Date	Team	Opp	W-L	PR	FC	Yds	Avg	Lg	TD	KR	Yds	Avg	Lg	TD
1/6/19 (WC)	LAC	@ Bal	W	4	1	46	11.5	33	0	1	72	72.0	72	0
1/13/19 (DIV)	LAC	@ NE	L	1	0	0	0.0	0	0	5	107	21.4	28	0
Totals			1-1	5	1	46	9.2	33	0	6	179	29.8	72	0

Kalif Raymond

Date	Team	Opp	W-L	PR	FC	Yds	Avg	Lg	TD	KR	Yds	Avg	Lg	TD
1/11/20 (DIV)	Ten	@ Bal	W	0	1	0	-	-	0	1	7	7.0	7	0
1/19/20 (CONF)	Ten	@ KC	L	1	1	9	9.0	9	0	3	61	20.3	22	0
Totals			1-1	1	2	9	9.0	9	0	4	68	17.0	22	0

CAREER GAME-BY-GAME STATS IN THE PLAYOFFS: TITANS DEFENSE

Daren Bates (LB)

Date	Team	Opp	W-L	G/S	Tackle	Sack	Int	FF	FR
1/7/17 (WC)	Oak	@ Hou	L		0	0.0	0	0	0
1/6/18 (WC)	Ten	@ KC	W		0	0.0	0	0	0
1/13/18 (DIV)	Ten	@ NE	L		0	0.0	0	0	0
1/4/20 (WC)	Ten	@ NE	W		0	0.0	0	0	0
1/11/20 (DIV)	Ten	@ Bal	W		0	0.0	0	0	0
1/19/20 (CONF)	Ten	@ KC	L		0	0.0	0	0	0
Totals			3-3	6/0	0	0.0	0	0	0

Malcolm Butler (CB)

Date	Team	Opp	W-L	G/S	Tackle	Sack	Int	FF	FR
1/10/15 (DIV)	NE	Bal	W		0	0.0	0	0	0
1/18/15 (CONF)	NE	Ind	W		1	0.0	0	0	0
2/1/15 (SB)	NE	@ Sea	W		3	0.0	1	0	0
1/16/16 (DIV)	NE	KC	W	CB	5	0.0	0	0	0
1/24/16 (CONF)	NE	@ Den	L	CB	7	0.0	0	0	0
1/14/17 (DIV)	NE	Hou	W	CB	5	0.0	0	0	0
1/22/17 (CONF)	NE	Pit	W	CB	4	0.0	0	0	0
2/5/17 (SB)	NE	@ Atl	W	CB	2	0.0	0	0	0
1/13/18 (DIV)	NE	Ten	W	CB	4	0.0	0	0	0
1/21/18 (CONF)	NE	Jax	W	CB	6	0.0	0	0	0
2/4/17 (SB)	NE	Phi	L		0	0.0	0	0	0
Totals			9-2	11/7	16	0.0	1	0	0

Kevin Byard (S)

Date	Team	Opp	W-L	G/S	Tackle	Sack	Int	FF	FR
1/6/18 (WC)	Ten	@ KC	W	FS	6	0.0	0	0	0
1/13/18 (DIV)	Ten	@ NE	L	FS	10	0.0	0	0	0
1/4/20 (WC)	Ten	@ NE	W	FS	5	0.0	0	0	0
1/11/20 (DIV)	Ten	@ Bal	W	FS	11	0.0	1	0	0
1/19/20 (CONF)	Ten	@ KC	L	FS	4	0.0	0	0	0
Totals			3-2	5/5	36	0.0	1	0	0

Will Compton (LB)

Date	Team	Opp	W-L	G/S	Tackle	Sack	Int	FF	FR
1/10/16 (WC)	Was	GB	L	LB	12	0.0	0	0	0
Totals			0-1	1/1	12	0.0	0	0	0

Jack Crawford (DL)

Date	Team	Opp	W-L	G/S	Tackle	Sack	Int	FF	FR
1/15/17 (DIV)	Dal	GB	L		1	0.0	0	0	0
Totals			0-1	1/0	1	0.0	0	0	0

Matt Dickerson (DE)

Date	Team	Opp	W-L	G/S	Tackle	Sack	Int	FF	FR
1/4/20 (WC)	Ten	@ NE	W		1	0.0	0	0	0
1/11/20 (DIV)	Ten	@ Bal	W		0	0.0	0	0	0
1/19/20 (CONF)	Ten	@ KC	L		0	0.0	0	0	0
Totals			2-1	3/0	1	0.0	0	0	0

Nick Dzubnar (LB)

Date	Team	Opp	W-L	G/S	Tackle	Sack	Int	FF	FR
1/6/19 (WC)	LAC	@ Bal	W		0	0.0	0	0	0
1/13/19 (DIV)	LAC	@ NE	L		0	0.0	0	0	0
Totals			1-1	2/0	0	0.0	0	0	0

Rashaan Evans (ILB)

Date	Team	Opp	W-L	G/S	Tackle	Sack	Int	FF	FR
1/4/20 (WC)	Ten	@ NE	W	ILB	12	0.0	0	0	0
1/11/20 (DIV)	Ten	@ Bal	W	ILB	9	0.0	0	0	0
1/19/20 (CONF)	Ten	@ KC	L	ILB	1	0.0	0	0	0
Totals			2-1	3/3	22	0.0	0	0	0

Kristian Fulton (CB)

Date	Team	Opp	W-L	G/S	Tackle	Sack	Int	FF	FR
None									
Totals			0-0	0/0	0	0.0	0	0	0

Amani Hooker (S)

Date	Team	Opp	W-L	G/S	Tackle	Sack	Int	FF	FR
1/4/20 (WC)	Ten	@ NE	W		2	0.0	0	0	0
1/11/20 (DIV)	Ten	@ Bal	W		1	0.0	0	0	0
1/19/20 (CONF)	Ten	@ KC	L		0	0.0	0	0	0
Totals			2-1	3/0	3	0.0	0	0	0

Adoree' Jackson (CB)

Date	Team	Opp	W-L	G/S	Tackle	Sack	Int	FF	FR
1/6/18 (WC)	Ten	@ KC	W	CB	4	0.0	0	0	0
1/13/18 (DIV)	Ten	@ NE	L	CB	3	0.0	0	0	0
1/4/20 (WC)	Ten	@ NE	W	CB	2	0.0	0	0	0
1/11/20 (DIV)	Ten	@ Bal	W	CB	3	0.0	0	0	0
1/19/20 (CONF)	Ten	@ KC	L	CB	4	0.0	0	0	0
Totals			3-2	5/5	16	0.0	0	0	0

Chris Jackson (DB)

Date	Team	Opp	W-L	G/S	Tackle	Sack	Int	FF	FR
None									
Totals			0-0	0/0	0	0.0	0	0	0

DaQuan Jones (DL)

Date	Team	Opp	W-L	G/S	Tackle	Sack	Int	FF	FR
1/4/20 (WC)	Ten	@ NE	W	NT	3	0.0	0	0	0
1/11/20 (DIV)	Ten	@ Bal	W	NT	2	0.0	0	0	0
1/19/20 (CONF)	Ten	@ KC	L	NT	4	0.5	0	0	0
Totals			2-1	3/3	9	0.5	0	0	0

CAREER GAME-BY-GAME STATS IN THE PLAYOFFS: TITANS DEFENSE

Joshua Kalu (DB)

Date	Team	Opp	W-L	G/S	Tackle	Sack	Int	FF	FR
1/4/20 (WC)	Ten	@ NE	W		0	0.0	0	0	0
1/11/20 (DIV)	Ten	@ Bal	W		0	0.0	0	0	0
1/19/20 (CONF)	Ten	@ KC	L		0	0.0	0	0	0
Totals			2-1	3/0	0	0.0	0	0	0

Desmond King II (CB)

Date	Team	Opp	W-L	G/S	Tackle	Sack	Int	FF	FR
1/6/19 (WC)	LAC	@ Bal	W	CB	3	1.0	0	0	0
1/13/19 (DIV)	LAC	@ NE	L	CB	7	0.0	0	0	0
Totals			1-1	2/2	10	1.0	0	0	0

Harold Landry III (OLB)

Date	Team	Opp	W-L	G/S	Tackle	Sack	Int	FF	FR
1/4/20 (WC)	Ten	@ NE	W	OLB	1	0.0	0	0	0
1/11/20 (DIV)	Ten	@ Bal	W	OLB	5	1.0	0	0	0
1/19/20 (CONF)	Ten	@ KC	L	OLB	2	0.0	0	0	0
Totals			2-1	3/3	8	1.0	0	0	0

David Long Jr. (ILB)

Date	Team	Opp	W-L	G/S	Tackle	Sack	Int	FF	FR
1/4/20 (WC)	Ten	@ NE	W		5	0.0	0	0	0
1/11/20 (DIV)	Ten	@ Bal	W	ILB	8	0.0	0	0	0
1/19/20 (CONF)	Ten	@ KC	L		3	0.0	0	0	0
Totals			2-1	3/1	16	0.0	0	0	0

Larrell Murchison (DL)

Date	Team	Opp	W-L	G/S	Tackle	Sack	Int	FF	FR
None									
Totals			0-0	0/0	0	0.0	0	0	0

Kareem Orr (CB)

Date	Team	Opp	W-L	G/S	Tackle	Sack	Int	FF	FR
None									
Totals			0-0	0/0	0	0.0	0	0	0

Wyatt Ray (OLB)

Date	Team	Opp	W-L	G/S	Tackle	Sack	Int	FF	FR
None									
Totals			0-0	0/0	0	0.0	0	0	0

Derick Roberson (OLB)

Date	Team	Opp	W-L	G/S	Tackle	Sack	Int	FF	FR
1/4/20 (WC)	Ten	@ NE	W		1	0.0	0	0	0
1/11/20 (DIV)	Ten	@ Bal	W		1	0.0	0	0	0
1/19/20 (CONF)	Ten	@ KC	L		0	0.0	0	0	0
Totals			2-1	3/0	2	0.0	0	0	0

Jeffery Simmons (DT)

Date	Team	Opp	W-L	G/S	Tackle	Sack	Int	FF	FR
1/4/20 (WC)	Ten	@ NE	W		2	0.0	0	0	0
1/11/20 (DIV)	Ten	@ Bal	W		2	0.0	0	0	1
1/19/20 (CONF)	Ten	@ KC	L		0	0.0	0	0	0
Totals			2-1	3/0	4	0.0	0	0	1

Tye Smith (CB)

Date	Team	Opp	W-L	G/S	Tackle	Sack	Int	FF	FR
1/6/18 (WC)	Ten	@ KC	W	CB	5	0.0	0	0	0
1/13/18 (DIV)	Ten	@ NE	L	CB	3	0.0	0	0	0
1/4/20 (WC)	Ten	@ NE	W		0	0.0	0	0	0
1/11/20 (DIV)	Ten	@ Bal	W		0	0.0	0	0	0
1/19/20 (CONF)	Ten	@ KC	L		0	0.0	0	0	0
Totals			3-2	5/2	8	0.0	0	0	0

Kenny Vaccaro (S)

Date	Team	Opp	W-L	G/S	Tackle	Sack	Int	FF	FR
1/4/20 (WC)	Ten	@ NE	W	SS	7	0.0	0	0	0
1/11/20 (DIV)	Ten	@ Bal	W	SS	7	0.0	1	0	0
1/19/20 (CONF)	Ten	@ KC	L	SS	5	0.0	0	0	0
Totals			2-1	3/3	19	0.0	1	0	0



LAST WEEK VS. THE TEXANS

Week 17: Titans 41, Texans 38
Sunday, Jan. 3, 2021 • 3:25 p.m. CT • NRG Stadium

GAME RECAP

In Week 17 of the 2020 season, the Titans traveled to Houston for the regular season finale. RB **Derrick Henry** surpassed 2,000 rushing yards on the season and helped Tennessee clinch the AFC South title after defeating the Texans by a score of 41-38.

Tennessee got on the board first after capitalizing on a turnover as DB **Amani Hooker** picked off Texans QB **Deshaun Watson** to give the Titans possession at the Houston 31-yard line. Rookie K **Sam Sloman** converted a 47-yard field goal to make it 3-0. On the following Houston possession, Watson led the Texans on a 72-yard scoring drive that saw Texans K **Ka'imi Fairbairn** convert a 24-yard field goal to tie the game 3-3.

On the first play of the second quarter, Henry took the handoff and raced 52 yards into the end zone for a touchdown as Tennessee pulled ahead, 10-3. On the ensuing Texans possession Watson was sacked twice in the red zone, first by OLB **Brooks Reed** and second by OLB **Harold Landry III**, as the Texans were forced to settle for another field goal to make it 10-6.

Tennessee regained possession and immediately responded as Tannehill connected with WR **A.J. Brown** for a four-yard touchdown to make it 17-6 Titans. On the ensuing drive, the Texans were held to their third field goal of the day as Fairbairn kicked a 28-yarder to make it 17-9 heading into halftime.

The third quarter saw five combined touchdowns by the Titans and Texans. Tennessee opened up the second half with the ball and increased the lead to 24-9 as Henry scored on a six-yard rushing touchdown. As the Texans got the ball back, Watson connected with Texans WR **Brandin Cooks** for a 38-yard touchdown. However, the extra point attempt was no good as Houston inched closer, 24-15. Next, the Titans put together a 77-yard scoring drive with help from a 45-yard rush by Henry, before Tannehill took the ball into the end zone himself for a five-yard touchdown. Tennessee extended the lead, 31-15. Houston then added a touchdown of their own on a three-play scoring drive. Texans RB **David Johnson** rushed twice for 45 yards before Watson connected with Cooks for a 20-yard touchdown. Houston elected to go for a two-point conversion, but the pass failed, 31-21.

On the following Tennessee possession, Texans ILB **Zach Cunningham** forced Henry to fumble and the ball was recovered by Texans DE **Carlos Watkins**. Houston began their drive at the Tennessee 28-yard line and Johnson scored on a one-yard rushing touchdown to make it a 31-28 game.

Houston took a 35-31 lead in the fourth quarter as Watson threw a seven-yard touchdown to Texans TE **Pharaoh Brown**. Trailing by four points, the Titans then compiled a season-long 19-play scoring drive that took 8:32 off the clock and included four third-down conversions culminating in a five-yard rushing score by Tannehill. Tennessee retook the lead, 38-35. However, Houston took possession back with 1:38 remaining in regulation and Watson tossed a 32-yard pass to Johnson to get the Texans down the field. Fairbairn converted a 51-yard field goal to tie the game 38-38 with 18 seconds remaining in regulation.

Down by three points, the Titans offense took the field and Tannehill quickly threw a field-flipping 52-yard pass to Brown. Then, Sloman's 37-yard game-winning field goal attempt bounced off of the upright and through as time expired to give Tennessee a 41-38 win and the AFC South title.

SCORING

	1	2	3	4	Final
Tennessee	3	14	14	10	41
Houston	3	6	19	10	38

TEAM	SCORING PLAY	TIME
Titans	S.Sloman 47 yd. Field Goal	1:6:41
Texans	K.Fairbairn 24 yd. Field Goal	1:1:42
Titans	D.Henry 52 yd. run (S.Sloman kick)	2:14:51
Texans	K.Fairbairn 43 yd. Field Goal	2:8:15
Titans	A.Brown 4 yd. pass from R.Tannehill (S.Sloman kick)	2:4:29
Texans	K.Fairbairn 28 yd. Field Goal	2:0:10
Titans	D.Henry 6 yd. run (S.Sloman kick)	3:9:53
Texans	B.Cooks 38 yd. pass from D.Watson (kick failed, wr)	3:8:08
Titans	R.Tannehill 5 yd. run (S.Sloman kick)	3:4:29
Texans	B.Cooks 20 yd. pass from D.Watson (pass failed)	3:2:59
Texans	D.Johnson 1 yd. run (K.Fairbairn kick)	3:1:20
Texans	P.Brown 7 yd. pass from D.Watson (K.Fairbairn kick)	4:10:14
Titans	R.Tannehill 5 yd. run (S.Sloman kick)	4:1:42
Texans	K.Fairbairn 51 yd. Field Goal	4:0:18
Titans	S.Sloman 37 yd. Field Goal	4:0:00

Missed FGs: None; **Attendance:** 12,504
Time of Game: 3:13
Weather: 66°, Sunny, SSW 11 mph
Referee: Shawn Hochuli

[CLICK TO WATCH HIGHLIGHTS](#)



TITANS STARTERS

OFFENSE		DEFENSE	
WR 84	C.Davis	NT 90	D.Jones
TE 81	J.Smith	DT 98	J.Simmons
LT 72	D.Quessenberry	OLB 57	W.Ray
LG 76	R.Saffold III	ILB 54	R.Evans
C 60	B.Jones	ILB 51	D.Long Jr.
RG 64	N.Davis	OLB 58	H.Landry III
RT 71	D.Kelly	CB 33	D.King II
TE 87	G.Swaim	CB 25	A.Jackson
WR 11	A.Brown	SS 24	K.Vaccaro
QB 17	R.Tannehill	FS 31	K.Byard
RB 22	D.Henry	CB 21	M.Butler

TEXANS STARTERS

OFFENSE		DEFENSE	
QB 4	D.Watson	DE 99	J.Watt
RB 31	D.Johnson	DT 91	C.Watkins
WR 16	K.Coutee	DT 90	R.Blacklock
WR 13	B.Cooks	DE 94	C.Omenihu
TE 87	D.Fells	LB 41	Z.Cunningham
TE 85	P.Brown	LB 50	T.Adams
LT 63	R.Johnson	LB 52	J.Greenard
LG 74	M.Scharping	CB 35	K.Crossen
C 66	N.Martin	CB 26	V.Hargreaves
RG 73	Z.Fulton	S 33	A.Moore
RT 67	C.Heck	S 32	L.Johnson

TITANS INDIVIDUAL STATISTICS

Rushing	Att	Yds	Avg	Lg	TD
D.Henry	34	250	7.4	52	2
R.Tannehill	7	38	5.4	11	2
Total	41	288	7.0	52	4

Passing	Att	Cmp	Yds	TD	Lg	IN	Rt
R.Tannehill	27	18	216	1	52	0	103.3
Total	27	18	216	1	52	0	103.3

Receiving	No	Yds	Avg	Lg	TD
A.Brown	10	151	15.1	52	1
C.Davis	5	39	7.8	19	0
A.Firkser	2	18	9.0	12	0
J.Smith	1	8	8.0	8	0
Total	18	216	12.0	52	1

Interceptions	No	Yds	Avg	Lg	TD
A.Hooker	1	2	2.0	2	0
Total	1	2	2.0	2	0

Leading Tacklers (Coaching Totals)
D. Long 8-3-5; K. Vaccaro 7-5-2; M. Butler 6-5-1

Sacks: H. Landry 1; B. Reed 1; D. King 1; J. Crawford 1
FF: None **FR:** None

TEXANS INDIVIDUAL STATISTICS

Rushing	Att	Yds	Avg	Lg	TD
D.Johnson	14	84	6.0	26	1
D.Watson	3	12	4.0	7	0
Total	17	96	5.6	26	1

Passing	Att	Cmp	Yds	TD	Lg	IN	Rt
D.Watson	39	28	365	3	42	1	115.9
A.McCarron	1	1	20	0	20	0	118.8
Total	40	29	385	3	42	1	117.2

Receiving	No	Yds	Avg	Lg	TD
B.Cooks	11	166	15.1	38	2
K.Coutee	6	90	15.0	42	0
P.Brown	5	48	9.6	14	1
D.Johnson	3	36	12.0	32	0
C.Hansen	2	16	8.0	12	0
S.Mitchell	1	20	20.0	20	0
J.Akins	1	9	9.0	9	0
Total	29	385	13.3	42	3

Interceptions No Yds Avg Lg TD
None

Leading Tacklers (Press Box Totals)
Z. Cunningham 13-8-5; A. Moore 10-4-6; J. Greenard 9-5-4

Sacks: C. Omenihu 1; C. Watkins 1
FF: Z. Cunningham 1; A. Moore 1 **FR:** C. Watkins 1

TEAM STATISTICS

	Titans	Texans
TOTAL FIRST DOWNS	28	26
THIRD DOWN EFFICIENCY	7-10-70%	5-12-42%
FOURTH DOWN EFFICIENCY	0-1-0%	1-1-100%
TOTAL NET YARDS	492	457
Plays - Avg.	70-7.0	61-7.5
NET YARDS RUSHING	288	96
Rushes - Avg.	41-7.0	17-5.6
NET YARDS PASSING	204	361
Sacks - Yards Lost	2-12	4-24
PASS ATT-COMP-INT	27-18-0	40-29-1
PUNTS - Avg.	1-46.0	1-42.0
Net Punting Average	44.0	42.0
PUNT RETURNS - Yards	0-0	1-2
KICKOFF RETURNS - Yards	1-16	4-95
INTERCEPTIONS - Yards	1-2	0-0
PENALTIES Number and Yards	6-50	6-44
FUMBLES - Lost	2-1	0-0
TOUCHDOWNS	5	4
EXTRA POINTS Made-Attempts	5-5	2-4
RED ZONE EFFICIENCY	4-5-80%	2-5-40%
GOAL TO GO EFFICIENCY	3-3-100%	1-2-50%
SAFETIES	0	0
GIVEAWAYS	1	1
TAKEAWAYS	1	1
TIME OF POSSESSION	31:04	28:56

NOTES FROM LAST WEEK'S GAME

TEAM NOTES

- The Titans clinched a playoff berth for the second consecutive season under head coach Mike Vrabel and clinched the team's first AFC South title since 2008.
- The Titans secured the fourth seed in the AFC playoffs. They will host the fifth-seeded Baltimore Ravens (11-5) in the wild card round on Sunday, Jan. 10 at 12:05 p.m. CT (ESPN/ABC).
- The Titans finished the season with an 11-5 record, winning 11 games for the first time since 2008, when they went 13-3.
- The Titans finished with a 5-1 record within the AFC South in 2020. It was their third time winning at least five divisional games since the AFC South was formed in 2002 (6-0 in 2002; 5-1 in 2017). The Titans won all three road games against AFC South foes for the first time since 2007.
- The Titans finished with a road record of 6-2 in 2020, giving them six road wins for the first time since 2008.
- The Titans' opponents for 2021 are set under the NFL's current 16-game scheduling formula. The Titans are scheduled to play every team from the AFC East (hosting Buffalo and Miami) and every team from the NFC West (hosting Arizona and San Francisco) in addition to their AFC South schedule. Based on their first-place finish in the AFC South in 2020, the Titans also will host the Kansas City Chiefs (first place in the AFC West) and travel to play the Pittsburgh Steelers (first place in the AFC North).
- With their 10th game of the season scoring at least 30 points, the Titans set the franchise record, topping the nine such games they totaled in 1961.
- With their fifth game of the season with 40 points or more, the Titans finished with their second-highest total in franchise history behind the six such games in 1961.
- The Titans finished the season with 2,690 rushing yards and 3,653 net passing yards while surrendering only 25 sacks. They became the first team in NFL history to generate at least 2,500 rushing yards and 3,500 net passing yards while surrendering 25 or fewer sacks.
- The Titans finished the season with the most total yards in franchise history (6,343), the most first downs in franchise history (381) and the second-most total points in franchise history (491).
- The Titans converted 70.0 percent of their third downs at Houston (7-of-10), which was their second-best number of the season (81.8 percent vs. Detroit on Dec. 20). In the second half alone, they converted seven of their eight attempts.
- The Titans finished the game at Houston with 492 total net yards, their second-highest mark of the season (607 vs. Houston on Oct. 18).
- The Titans rushed for a season-high 288 total yards at Houston, registering the fifth-best total in franchise history.
- The Titans scored touchdowns on four of their five trips inside the red zone (80.0 percent) to finish the season with 48 touchdowns in 64 red-zone opportunities. Since 1991, their rate of 75.0 percent in the red zone was the second-best figure for the franchise (75.6 percent in 2019) and the fifth-best rate among all NFL teams in that time period.
- The Titans became the first team in NFL history with a 2,000-yard rusher and a 3,500-yard passer in the same season (2,027 rushing by **Derrick Henry**, 3,819 passing by **Ryan Tannehill**).
- The Titans became the first NFL franchise to have two players reach the 2,000-yard rushing mark. **Chris Johnson** (2,006) accomplished the feat in 2009, preceding **Derrick Henry's** 2,027 rushing yards in 2020.
- The Titans hit their fourth game-winning field goal of the season when **Sam Sloman's** 37-yard kick went through the uprights in Houston. That tied the 2006 squad (all four by **Rob Bironas**) for the most game-winning field goals in a season in franchise history. **Stephen Gostkowski** made three game-winners earlier in the 2020 campaign.
- The defense registered a season-high four sacks against the Texans.



WR A.J. BROWN

- Registered a career-high 10 receptions for 151 yards, including a four-yard touchdown catch.
- Finished the 2020 campaign with 70 receptions for 1,075 yards and 11 touchdowns.
- Tied Drew Bennett (11 touchdowns in 2004) for the most touchdown catches in a season in the team's "Titans era" (since 1999).
- Registered his fourth 100-yard receiving game of 2020 and the ninth 100-yard receiving game of his two-year career.
- Became the 11th player to reach 1,000 receiving yards in each of his first two NFL seasons. Brown is the first NFL player since **Michael Thomas** (2016-17) and the only player in Titans/Oilers history other than **Bill Groman** (1960-61) to accomplish the feat.
- Became the ninth player in NFL history with 1,000 receiving yards, 50 receptions and five receiving touchdowns in each of his first two seasons.
- Contributed a 52-yard reception with 10 seconds remaining in the fourth quarter to set up the game-winning field goal.
- Became the fifth NFL player since 1970 with at least 2,000 receiving yards and 19 receiving touchdowns in their initial two seasons. The most recent was **Odell Beckham Jr.** with the New York Giants from 2014 to 2015.

DL JACK CRAWFORD

- Registered an eight-yard sack of **Deshawn Watson** in the fourth quarter. It gave Crawford two sacks in 2020 and 18 career sacks.

WR COREY DAVIS

- Finished second on the team with five receptions for 39 yards at Houston.
- Tied his career high with 65 receptions on the season (2018) and finished the 2020 campaign with a career-high 984 receiving yards and five touchdowns.

TE ANTHONY FIRKSER

- Caught two passes for 18 yards. He finished the 2020 season with career highs in receptions (39) and receiving yards (387).

RB DERRICK HENRY

- Totaled 34 rushing attempts for a franchise-record 250 yards with two touchdowns. He broke his own club record of 238 rushing yards, established against the Jacksonville Jaguars on Dec. 6, 2018. Henry's 250 rushing yards tied for the 13th-best single-game total in the NFL since 1948.
- Led the NFL and set a franchise record with 2,027 rushing yards in 2020, becoming the eighth player in league annals to rush for at least 2,000 yards in a season. His 2,027 rushing yards gave him the fifth-highest total in NFL history behind **Eric Dickerson's** 2,105 (1984), **Adrian Peterson's** 2,097 (2012), **Jamal Lewis' 2,066** (2003)

NOTES FROM LAST WEEK'S GAME



and **Barry Sanders'** 2,053 (1997). Henry broke **Chris Johnson's** franchise mark of 2,006 rushing yards in 2009.

- Became the first player since **LaDainian Tomlinson** (2006-07) to lead the NFL in rushing yards in consecutive seasons. Henry previously led the league in 2019 with 1,540 rushing yards.
- Became the fifth all-time NFL player to lead the NFL in rushing yards, attempts and rushing touchdowns in consecutive seasons. It is a feat that had not been attained since Cleveland's **Leroy Kelly** did it from 1967 to 1968. The only other players to achieve it are **Jim Brown** (1958-59), **Steve Van Buren** (1947-49) and **Bill Paschal** (1943-44).
- Became the first player in NFL history with five career games with at least 200 rushing yards and two rushing touchdowns.
- Became the fourth player in NFL history with at least five career 200-yard rushing games, joining **O.J. Simpson** (six), **Adrian Peterson** (six) and **Tiki Barber** (five).
- Set a career high with 17 rushing touchdowns in 2020, finishing with the second-best total in franchise history behind **Earl Campbell's** 19 rushing touchdowns in 1979.
- Finished the 2020 season with 1,221 rushing yards in road games, the most by any NFL running back since 1948. The previous high was held by **Eric Dickerson**, who had 1,087 rushing yards in road games for the Los Angeles Rams in 1984.
- Became the fifth player in NFL history with three 200-yard rushing games in a season, joining **Earl Campbell** (four in 1980), **O.J. Simpson** (1973), **Tiki Barber** (2005) and **Jay Ajayi** (2016).
- Finished the season with a league-best 2,141 scrimmage yards (2,027 rushing and 114 receiving), which ranks second in franchise history behind **Chris Johnson's** 2,509 scrimmage yards in 2009.
- Registered his ninth career rushing touchdown of 50-plus yards since entering the NFL in 2016, sprinting for a 52-yard touchdown in the second quarter. He leads the NFL in 50-plus-yard rushing touchdowns since 2016, with the next-closest competitor being **Saquon Barkley** with six 50-yard touchdown runs. Henry added a six-yard touchdown run in the third quarter.
- Registered his 10th game of 2020 with at least 100 rushing yards to tie **Earl Campbell** (1980) for the third-most in franchise history. Only Campbell in 1979 (11) and **Chris Johnson** in 2009 (12) had more 100-yard rushing games in a Titans/Oilers season than Henry. Henry's 10 100-yard games in 2020 were the most in the NFL since Dallas running back **DeMarco Murray** had 12 in 2014.
- Went over the 200-yard mark on a 45-yard run in the third quarter. He became the first player in NFL history with three 200-yard rushing games against a single opponent, and he did so in three consecutive games against the Texans.
- Set a career high for the regular season with 34 rushing attempts. He also had 34 carries in a playoff game at New England on Jan. 4, 2020.

S AMANI HOOKER

- Intercepted a **Deshaun Watson** pass in Houston territory in the first quarter to set up a field goal on the ensuing possession. It was his fourth interception of the season and the fourth interception of his two-year career. He tied **Malcolm Butler** for the team lead in interceptions

in 2020. He added two tackles on defense and one stop on special teams at Houston.

CB DESMOND KING II

- Recorded his first sack in a Titans uniform, dropping **Deshaun Watson** for a two-yard loss in the second quarter. It was his second sack of 2020 (one with the L.A. Chargers) and gave him 8.5 career sacks. He totaled three tackles against the Texans.

OLB HAROLD LANDRY III

- Registered a sack, taking down **Deshaun Watson** for a seven-yard loss in the second quarter. It gave Landry a team-high 5.5 sacks in 2020 and 19 career sacks. He totaled four tackles in the game.

ILB DAVID LONG JR.

- Led the defense with eight tackles.

OLB BROOKS REED

- Registered his first sack of the season, taking down **Deshaun Watson** for a seven-yard loss in the second quarter. It gave Reed 23.5 career sacks. He totaled two tackles and added a special teams stop.

K SAM SLOMAN

- Made his debut in a Titans uniform and made both field goal attempts and all five extra point attempts.
- Hit a game-winning 37-yard field goal as time expired in the fourth quarter, lifting the Titans to a 41-38 win and a division title.

QB RYAN TANNEHILL

- Completed 18 of 27 passes for 216 yards and a touchdown without throwing an interception. His 103.3 passer rating gave him 11 games in 2020 with a passer rating of at least 100.0.
- Added seven rushing attempts for 38 yards and two touchdowns. He crossed the goal line on a pair of five-yard runs in the second half. His two rushing touchdowns tied his career high and gave him five rushing touchdowns in a three-game span. He now has 17 career rushing touchdowns.
- Increased his career high to seven total rushing touchdowns in 2020, the most by a Titans quarterback since **Vince Young** had seven in 2006.
- With his 33rd touchdown pass of 2020, a four-yarder to **A.J. Brown** in the second quarter, he tied **Warren Moon** (33 in 1990) for second place on the franchise's single-season passing touchdown list. Only **George Blanda** (36 in 1961) had more touchdown passes in a season in team annals.
- With 3,819 passing yards in 2020, he moved into third place on the franchise single-season passing list. **Warren Moon** holds the top two spots (4,690 in 1990; 4,689 in 1990).
- Set a franchise record with 40 combined passing touchdowns (33) and rushing touchdowns (seven) in a season. His total tied for the fifth-most in the NFL in 2020.
- Joined **Josh Allen** (2020), **Lamar Jackson** (2019), **Cam Newton** (2015), **Daunte Culpepper** (2000) and **Steve Young** (1994) as the only players in NFL history with at least 33 passing touchdowns and at least seven rushing touchdowns in the same season.
- Registered his 13th consecutive game with a touchdown pass.
- Recorded his 22nd career game-winning drive, completing a 52-yard pass to **A.J. Brown** with 10 seconds remaining in the fourth quarter to set up the game-winning field goal by **Sam Sloman**. It was his sixth game-winning drive of 2020 and his ninth game-winning drive in as a member of the Titans.

SELECT TITANS POSTGAME QUOTES

SUNDAY, JAN. 3, 2021

HEAD COACH MIKE VRABEL

(on winning the AFC South)

Just really proud of our guys, the way they fight, and a lot of credit to the Texans. But at the end of the day of day we had some timeouts and felt like – tell Ryan (Tannehill), 'Hey, at the end of the day, just maybe launch one up to A.J. (Brown).' Got a favorable look and that's what happens. Guys go out and make plays in this league and that's why you win.

(on kicker Sam Sloman making the game-winning field goal after being called up from the practice squad)

I think that's just a testament to what we've been doing in trying to get the guy in there that could help us. He worked with team this week and had a great week of practice. Just proud of Sam (Sloman) to step up and take advantage of this opportunity to help the team.

(on how remarkable running back Derrick Henry's 2020 regular season performance was)

Incredibly durable, incredibly productive. He's disappointed putting the ball on the ground, but we understand the type of player he is and the impact that he has on this team, on the field and off it. I'm proud to coach him and this entire football team.

(on the offensive effort to put the team in position to win today)

I mean, I thought we played really good defensively in the first half in some tough spots. We just didn't make enough plays defensively in the second half, and give them credit, they did. And I'll leave it at that. I think everybody had some plays that they really thought were good and some we would like to have back. In the end, we had some time and we executed. Ryan (Tannehill) and A.J. (Brown) hooked up. There is a lot to fix and correct, but we're not going to apologize for winning 11 games in the National Football League.

(on wide receiver A.J. Brown's focus and performance)

I mean, that's what this league is, guys. I mean, your best players have to play great for you to win. That's been the same before I came into the league as a player and it'll be the same when I leave as a coach. The best players have got to play good each week for you to win, and A.J. (Brown) did, as did others.

(on the accomplishment of winning the division and hosting a playoff game)

I just – I mean, it's never easy in this league and I hope that everybody appreciates that. We don't take winning for granted. Proud of our guys, our coaches, for the work they put in, and the entire organization.

Excited for our owner, for Amy (Adams Strunk) and her family, to be able to do this. To be able to clinch this in Houston where she grew up, where our team was founded, I think there is a lot of reasons. So just incredibly grateful to be the coach of this team and try to continue to improve.

(on punting from the 40-yard line in the first quarter)

I'll have to go back. We didn't execute. It was just out of – yeah, that actual, the wind, the roof being open was noticeably different with the wind. Didn't think that was in our kicker's range. We'll have to do a better job executing in those situations.

(on the weapon that is quarterback Ryan Tannehill running as opposing defenses are distracted keying in on Derrick Henry)

I think you have to be willing to do that, have to be willing to do some of that when they have the advantage. And again, we want to be smart with it. Ryan (Tannehill) gives us great opportunity to be able to execute those plays. Got a lot of confidence in his ability to read and execute those plays, and for the most part take care of himself.

(on if he was talking about the wind on the earlier question about punting)

I just tried to answer Joe's question the best I could.

(on going for it on fourth-and-11)

I didn't think we could – I thought we were out of field goal range and wanted to try to get a first down.

(on what happened wrong defensively in the second half)

Just they made some plays and we handed them some plays. Probably a combination of both.

(on what he said to wide receiver Corey Davis after Davis didn't catch a few passes thrown to him)

Got a lot of confidence and trust in Corey (Davis), and told him just to relax. We're going to need to come back and make a play for us, and he did. And sometimes those – you have those types of days. I know that Corey will come back and work to fix those things, and it's a long game. Never know when you're going to have to come back and make a play for the team.

(on what it says about A.J. Brown that despite recent drops he was able to battle and make 10 catches today)

That the catch is strong, and he battles, he competes. He's got such a great play strength and demeanor. You know, I just love coaching him. He tries to improve every

day.

(on the composure of the team to keep fighting even when it faced adversity)
I told them I'm fortunate and proud to be their coach, and they don't quit, they don't give in. I know that there are times where you could, and I think that what happens – I think unfortunately that happens sometimes in this league. They didn't. They battled back, and whatever time we needed to make a play there down the stretch, you know, get a stop for us to make a 51-yarder, and that's – we've gone in there and scored touchdowns countless times. Defense gave up a play and came back and forced to make a huge kick, and we were able to execute there at the end offensively.

(on if Sam Sloman is a reasonable option for the playoffs if kicker Stephen Gostkowski is unable to play)

I would say he's more than a reasonable option, and we won't know about Stephen (Gostkowski) until we get back. We will put the injury report out on Tuesday or Wednesday.

(on the Texans pulling off a fake punt and if he came into the game expecting anything to be possible from a team already eliminated from the postseason)

The coaches cleaned their offices out on Saturday morning, so I think we're well aware that they would do anything that they possibly could, and they had nothing to lose. We have to be better. You know what I mean? We have to be better in those situations. We have to get those guys covered. We have to be able to understand that flea flickers and keeping our eyes on our guy, all those different types of plays, reverse on the kickoff and on and on and on.

(on A.J. Brown's toughness to battle through injury this season)

He's either really tough or he just likes us all to go out there and pick him up off the ground and dust him off and send him back in there. I haven't figured out which one it is.

QUARTERBACK RYAN TANNEHILL

(on going for a deep shot in the fourth quarter and what it felt like to see the game-winning kick go through)

Yeah, I didn't know what the plan was going to be. I asked Coach Vrabel as the kickoff team was lining up what was the plan. I said, 'Are we going? Are we taking it to overtime?' He said, 'We are going.'

At that point it was just get ready to go. Didn't know what call was coming in or what the defense was going to look like. Call came in, liked the call, got a good look for it from the defense, dropped back, put it up, and A.J. (Brown) made a big play for us. And you mentioned the kick. I saw it hit off the post and my stomach sank. Then I saw it drop down and I think I said, 'I think it might have went in.' Sure enough, refs put their hands up and it was in.

(on the resilience of the team despite facing adversity)

Yeah, our guys are a very resilient group. Been a bunch of games all year where we fought through adversity. It's nothing new for us. Obviously you don't like to let the lead go, but we were able to fight through. Guys believe in each other, this team, and as long as there is some time left, we're going to keep playing our tails off and try and win the game. That's when we did, and fortunately enough we were able to come away with the win.

(on how special it was to see running back Derrick Henry hit the 2,000 yard mark and wide receiver A.J. Brown surpass the 1,000 yard mark)

It's cool when you see guys reach marks that they're going for. My stomach is sick for Corey (Davis). I really wanted him to reach his mark as well but doesn't take way what a season he's had. Four yards doesn't really change the season he's had. I know on paper I guess four yards makes a difference, but to me and this team and how he's played and what he's meant to this team this whole year, it's pretty cool. So, pair that with A.J. (Brown) and Derrick (Henry) getting 2,000, it was a cool day.

(on how special the play is where he can fake a handoff to Derrick Henry but keep the ball himself off of play action)

Yeah, just reading the defense. I think really nothing too special about it. Obviously, teams are accounting for Derrick (Henry) and his ability to run the ball, and we're just reading the defense off that.

(on if he ever gets surprised at the degree of space opposing defenses leave Derrick Henry)

Yeah, I think we just got to play what we see. Called on him really all year, and sometimes you get the look and sometimes you don't. We'll continue to stay true to our roles, and if defense want to hand back then leave space for Derrick (Henry) at inside. So, at the end of the day, we just have to execute what's called and play what the defense gives us.

(on how fun it is to score a rushing touchdown and be able to stay upright doing so)

It's cool. It's always nice to finish a run standing up and not taking a hit. Couple big plays today, and thankful we got the win.

(on how much of winning in the playoffs will be a 'burden' for Derrick Henry)

There is no burden. I think that's a rough word for an opportunity that we get. We look

SELECT TITANS POSTGAME QUOTES

forward to this opportunity. It's the first step in what we set out to accomplish this year, is win the division, and then obviously now into our second season. So, the onus is on everybody. We have to be able to execute. O-line has to block, receivers have to get open, I have to make throws, and Derrick (Henry) has to run. It's not on one person or one group, it's on everybody.

(on wide receiver A.J. Brown battling back from recent drops and what he says to Brown in those situations)

Yeah, A.J. came up big for us all day. Never lost faith in what he can do. He has consistently shown he can make plays for us and get himself open. Third down I threw a little bit behind him late in the game and he was able to go get it through contact. It was a huge play for us. Later in that drive CD (Corey Davis) made a tough catch, guys draped all over him, and he was able to convert on a big third down there late in that drive. Then you mentioned the big one over the top to A.J. (Brown). A.J. and CD (Corey Davis) have made big plays all year, and I'm thankful I get to throw to those guys. It's a lot fun to be able to throw to guys like that.

(on quarterbacks being judged by team accomplishments and what it means to him to make the playoffs in both seasons he's been a Titan)

Yeah, it's fun. I enjoy every opportunity I get to play this game. Obviously winning the division was something we wanted to do when we set out this year. We were able to finish on that today. Came down to guys really battling through. Texans did a good job of making us earn it, and our guys just battled through. I think that's symbolic of what this team is about, how we believe in each other and we're able to fight to the very end and do everything we can to win. So as far as doing something cool as a team, this is the first step, and look forward to our opportunity next week.

(on how A.J. Brown looked on the deep fourth-quarter pass from a health standpoint)

Yeah, he's a tough guy. Been fighting through stuff all year and he shows up for us. Thankful for that, thankful for his toughness, and obviously making a huge play at the end when it counts is clutch.

(on the individual milestones both he and Derrick Henry have reached and if he is able to appreciate that)

Yeah, it's fun. I enjoy, like I said, every opportunity I get to go out and play on Sundays or Saturdays. You know, it's something that when you go through what I went through over the past couple years, you appreciate it a little bit more. So, to be able to get into the playoffs for a second time, win the division, it's definitely a moment I'll look back on and really appreciate. Obviously enjoying this one tonight but going to have to turn the page quickly to get ready for next week.

(on what the huddle was like during the plays leading up to Derrick Henry reaching 2,000 yards)

Yeah, I didn't know exactly where he was at. I knew he was close, and I looked up and saw our rush yards were over 200, so I knew he was close. I still really don't know which run it happened on. Yeah, it was important for us coming in. Obviously, we knew we wanted to run the football, something we talked about during the week. O-line was fired up and wanted to make that happen for Derrick (Henry), and obviously Derrick earning it. But yeah, it was cool to see it actually be able to come to fruition here today. Our guys really played their tails off and obviously Derrick made some huge plays for us.

(on being able to host a playoff game at home)

It's huge. It's huge. Like I said, it's something we set out this year to do is to go win the division, and we were able to do that. We'll enjoy that. We'll enjoy being able to play a playoff game at home and have a big opportunity this week to go get another win.

RUNNING BACK DERRICK HENRY

(on winning the AFC South and reaching 2,000 rushing yards)

I'm just happy to be a part of this team, a part of this organization, be teammates with the guys on this team. They're my brothers. Great accomplishment for us collectively, and just glad we were able to finish with a W in the division, be able to keep playing. Got shaky at the end, but we all stuck together and was able to get it done.

(on what was going through his mind as kicker Sam Sloman made the game-winning kick and his excitement for Sloman)

Definitely appreciate him. That's a big moment, a lot of pressure, and thankful that he was able to come through and deliver in that moment. A lot of guys – I mean, we were all nervous and wanted to end it right there. He did a great job. Hit the upright but it went through, so glad we were able to advance. Definitely appreciate him. I've seen him around the facility during the week, and just glad that he was able to make the field goal.

(on if he could tell if the kick went through)

I was hoping it went in, that's all I was thinking. That's what we were all thinking. The ball went in, so end the game.

(on what it means that teammates take pride in his personal accomplishment of 2,000 yards)

I'm just thankful for my teammates. Thankful for all of them, week in and week out, them doing their job. Just the unselfishness that they have for my success, I'm very

thankful. Thank God for my teammates. Pray for those guys every day, all the guys I go to work with. Just a great job this year, and glad we could be able to keep on playing. I just had to go out there and do my job and those guys are physical. Like we always say, block longer than the guy with the ball, and those guys did a great job. I had some mishaps in the game and I'm still – can't get over it, but I'm glad we got the win.

(on how much more special his personal accomplishment is that it came during a title-clinching game)

I'm just glad we won as a team. It's a team game. We all do it together. It's nobody individual. I'm just glad we were able to clinch the division and be able to make the playoffs as a team. I got to be better, I will be better, and that's the main focus going into the next week.

(on what it says about the offensive line that despite numerous injuries they were able to help him get to 2,000 yards)

Those guys are tight. They stick together. They help one another. They communicate. They work hard. They want to be great each and every day. They grind and make sure everybody is on the same page, and I'm thankful for those guys. Told those guys in the locker room, every single one of them on offense how thankful I was for them. I wouldn't want nobody else blocking for me but the guys up front, and I couldn't do it without them.

(on if he's thought about what he will gift the offensive line for helping him reach 2,000 yards)

No, not yet. Haven't thought about it.

(on what it says about the offense that it's well-rounded enough that it doesn't need to solely rely on him)

I mean, that's what it's always been. Any guy can make plays. Don't just rely on me. Give me the ball, give me the opportunity to go do my job. When they throw the ball, guys make plays, we got the guys do it. It's not anybody depending on nobody. We all – our offense all go out there and make plays. That's what guys did today. Everybody goes out there and make plays and they did their job.

(on if he has more wear and tear on his body now that he's reached 2,000 yards and how he feels physically)

I don't know what type of question that is, but I'm me. I work/ I take care of my body just so I'm ready day in and day out. I know you all keep mentioning 2,000 yards, but I'm serious, right now I'm just pissed off at myself for the mishaps that I had. At the end of the day we're division champs. I'm happy. I'm going to always take care of my body. As long as I'm available, I'm going to go out there and play and do what I got to do to help my team win. My body feels good. Just ready to help my team any time I can.

(on if he could sense teammates getting excited in the huddle as he neared 2,000)

Yeah, I knew somebody was going to keep track of it. I think we were just all focused on winning, putting drives together, getting to the end zone and playing well as an offense. We knew as long as we did that, what we wanted to happen would happen for us. Started putting drives together, getting in the end zone, everybody making plays, everybody doing their job.

(on if someone specific had the job of keeping him updated as to how near he was to 2,000 yards)

Focus on winning, winning the division, beating the Texans, us being able to put on those hats and shirts, be able to make it to the playoffs. That was the main focus. Regardless of if I got it, I did it or I didn't, I wasn't pressing for it. I just wanted to be able to win the game as a team and make it to the playoffs, win the division.

(on if he was surprised that the playcall was to air the ball out to wide receiver A.J. Brown)

I mean, A.J. (Brown) is a playmaker. Does it all the time, so why not throw the ball to one of the best receivers in the league and let him go out there and get it? He's done it time after time. Ryan (Tannehill) made a great throw. That's who Ryan is. He's accurate, put the ball on the spot, give guys time to be able to catch it, and did a great job. I'm just happy that we were able to make that play and give ourselves a chance to win.

(on what he is upset with himself about)

A fumble is a mistake. A fumble is not supposed to happen. Supposed to take care of the ball, and pride myself on taking care of the ball, and I didn't do that today well. Got to fix that. Got to be cautious of it and be better next week.

(on how he would rate the AFC South Champions gear)

I'm just happy we were able to put them on. All the guys enjoyed it and enjoyed celebrating together. One of the moments I'll never forget.

EVP/GENERAL MANAGER JON ROBINSON

[Video: Titans GM Jon Robinson on Social Justice](#)

[Video: Titans All Access recaps the 2020 NFL Draft](#)

[Video: Jon Robinson from the 2020 NFL Scouting Combine](#)

[Video: Jaimie Robinson's Work with Diabetes Nonprofit JDRF](#)

[JDRF Event a Success, with Help of Titans GM Jon Robinson](#)



Jon Robinson was hired as Titans general manager on Jan. 14, 2016 after spending two years as director of player personnel for the Tampa Bay Buccaneers. Nearly one year later, on Jan. 5, 2017, he was promoted to executive vice president/general manager.

In his first four years on the job, the Titans finished with four consecutive 9-7 seasons. It marked the first time the organization produced at least four consecutive winning seasons since a seven-year run of winning records from 1987–1993. The Titans were one of four NFL teams to accomplish the feat from 2016–2019, joining New England, Seattle and Kansas City.

Robinson became only the second general manager in franchise history whose first four teams finished above the .500 mark, joining **Mike Holovak** (1989-92).

Robinson's work helped the team go from three wins in the season prior to his arrival (2015) to a divisional round playoff finish following the 2017 campaign. He became the fifth general manager in franchise history to have the team in the playoffs within his first two full seasons.

Then, in 2019, the team he constructed advanced to the AFC Championship game. It was the organization's first appearance in the conference title game in 17 seasons (2002).

When the Titans took the field for the 2019 postseason, only seven players remained on the 53-man roster from prior to Robinson's arrival—a turnover rate of 87 percent. That included 23 free agents, 18 draft picks, four players acquired via trade and one waiver pickup. An additional six players he acquired (four free agents, one draft pick and one waiver claim) ended 2019 on injured reserve.

The 2020 NFL Draft was Robinson's fifth draft as general manager. In those five drafts, he selected 35 total players, and 21 of those players remained with the club at the beginning of training camp in 2020. During that same time period (as of July 28, 2020), he engineered 20 trades and made 11 waiver claims.

2020: Prior to the 2020 free agent signing period, the Titans reached an agreement on a multi-year contract to keep quarterback **Ryan Tannehill** in Tennessee. The Titans also re-signed tackle **Dennis Kelly**, among others.

After initially placing the franchise tag on running back **Derrick Henry**, the Titans and Henry were able to come to an agreement on a multi-year contract extension in July 2020.

Robinson patiently waited to add two more significant free agents just prior to the beginning of the 2020 regular season, picking up kicker



The Titans used their first-round pick in 2018 on Rashaan Evans.

Stephen Gostkowski and outside linebacker **Jadeveon Clowney** during the first week of September. Gostkowski earned four Pro Bowl berths and three Super Bowl rings during 14 seasons with the Patriots, becoming the team's all-time leading scorer (1,775 points). Through 2019, he was the NFL's fifth-most accurate kicker in history (374 of 428). Clowney, a three-time Pro Bowl selection, joined **Aaron Donald** and **Chandler Jones** as the only NFL players with at least 60 tackles for loss, eight forced fumbles and 150 quarterback pressures from 2016 through 2019.

In the 2020 NFL Draft, the Titans had six total picks. The first of those was Georgia tackle **Isaiah Wilson** (first round, 29th overall), followed by Louisiana State cornerback **Kristian Fulton** (second round, 61st overall) and Appalachian State running back **Darrynton Evans** (third round, 93rd overall) in the first three rounds.

2019: Near the beginning of the 2019 free agent signing period, Robinson worked quickly to add several veterans from other teams who played key roles in 2019: Buccaneers wide receiver **Adam Humphries**, Rams guard **Rodger Saffold** and Tannehill in a trade with the Dolphins. Robinson also worked to re-sign starting safety **Kenny Vaccaro** and punter **Brett Kern**.

Then, in the 2019 NFL Draft, Robinson directed the selection of six total players, including Mississippi State defensive lineman **Jeffery Simmons** in the first round (19th overall), Ole Miss wide receiver **A.J. Brown** in the second round (51st overall) and Charlotte offensive lineman **Nate Davis** in the third round (82nd overall).

Tannehill, who proved to be one of the NFL's top acquisitions of 2019, started every game after Week 6, leading the team into the playoffs. He led the NFL and set franchise records with a 117.5 passer rating and a 9.6-yard passing average. In addition to being named to his first Pro Bowl, he earned Associated Press Comeback Player of the Year honors.

As a rookie, Brown led the Titans in every major receiving category. Among all rookies in 2019, he ranked first in receiving yards (1,051), tied for the rookie lead in touchdown receptions (eight) and placed fifth in receptions (52). Among all NFL players in 2019—rookies and veterans—Brown finished second in receiving average (20.2), behind only the Los Angeles Chargers' **Mike Williams** (20.4).

2018: The Titans' 2018 free agent class included Pro Bowl cornerback **Malcolm Butler**. In his first two seasons in Tennessee, Butler played in 25 games (20 starts) and totaled five interceptions. In early August, the Titans signed Vaccaro, who went on to start 13 games his first season in Tennessee and all 16 games in 2019.

Robinson's 2018 draft class was comprised of four players after he used multiple trades to go up and get his targets. It included first-round linebacker **Rashaan Evans** from Alabama (22nd overall pick) and second-round outside linebacker **Harold Landry III** from Boston College (41st overall). Evans started all 16 games in 2019 and led the team with 139 tackles. Landry appeared in 31 games (19 starts) in his first two seasons, and his 13.5 sacks from 2018–2019 (nine in 2019) ranked first on the team.

2017: During the 2017 offseason, Robinson used free agency to address needs on defense and special teams. Most notably, he spearheaded deals for cornerback **Logan Ryan** (New England) and special teams contributor and 2017 Pro Bowler **Brynden Trawick** (Oakland).

In the 2017 NFL Draft, Robinson spent first-round picks on wide receiver **Corey Davis** (fifth overall) and cornerback **Adoree' Jackson** (18th overall). It marked the first time the franchise had a pair of first-round draft selections since 1987. The Titans' 2017 draft haul also featured tight end **Jonnu Smith** in the third round and linebacker **Jayon Brown** in the fifth round.

The 2017 Titans advanced to the playoffs for the first time since 2008. Robinson became the fifth general manager in franchise history to have the team in the postseason within his first two full seasons.

2016: In his first year as an NFL general manager, Robinson's leadership and decision-making helped the Titans triple their win total from the previous season, finishing 9-7 in 2016 after a 3-13 finish in 2015. The six-win improvement tied for the most in franchise history (1967 and 1974) and doubled the previous club benchmark for the most wins in the first year under a new general manager (three by **Bum Phillips** in 1975).

Within the first four months at his post, Robinson pulled the trigger on several key personnel decisions. On March 9, 2016, he made his first major acquisition, swapping fourth-round draft picks with the Philadelphia Eagles in exchange for running back **DeMarco Murray**. The trade provided major dividends in 2016, as Murray led the AFC and ranked third in the NFL with

TITANS FOOTBALL ADMINISTRATION/ PLAYER PERSONNEL STAFF

Jon Robinson Executive Vice President/General Manager
 Vin Marino Vice President of Football Administration
 Ryan Cowden Vice President of Player Personnel
 Monti Ossenfort . . Director of Player Personnel
 Brian Gardner . . . Director of Pro Scouting
 Jon Salge Director of College Scouting
 Kevin Turks Assistant Director of Pro Scouting
 Jay Thomas Personnel Analyst
 Mike Boni National Scout
 Dale Thompson . . . National Scout
 Brandon Taylor . . . Pro Scout
 Casey Callahan . . . College Scout
 Patrick Callaway . . College Scout
 T.J. Earley College Scout
 Tom Roth College Scout
 Wes Slay College Scout
 Rob Riederer Scouting Coordinator
 Patrick Woo Scouting Coordinator
 Matt Miller Scouting Assistant
 Blaise Taylor Scouting Assistant
 Max Curtis Executive Assistant to EVP & General Manager/
 Football Administration Coordinator

1,287 rushing yards.

Around the same time, Robinson began to work the free agent market. Center **Ben Jones** and wide receiver **Rishard Matthews** highlighted the haul, and both were instrumental in helping to transform the Titans offense into the 11th-ranked unit in the NFL.

On April 14, 2016, two weeks before the NFL Draft, Robinson and the Titans dealt the first overall pick to the Los Angeles Rams in one of the biggest trades in recent NFL history. The Titans gave up the No. 1 pick and a fourth-rounder in order to receive the 15th overall pick, two second-rounders and a third-rounder in 2016, plus the Rams' first- and third-round picks in 2017. From 1990–2015, there were seven trades involving the No. 1 overall pick, but this was the first since 2004, when the San Diego Chargers selected **Eli Manning** with the first pick and dealt his rights to the New York Giants.

The Titans had their hands at one point or another on 17 selections in the 2016 draft due to five different trades (including one trade in 2015), and in the end, they ended up with a class of 10 players, including four of the top 45 picks. Robinson swung a draft-day trade with the Cleveland Browns to move back up to the eighth slot to choose Michigan State tackle **Jack Conklin**.

All 10 members of Robinson's first draft class played in at least one game in 2016. They accumulated a total of 110 games played and 38 starts, including 16 starts at right tackle by Conklin. The eighth-overall pick capped his successful rookie campaign by being named first-team All-Pro by Associated Press.

Henry, a second-rounder in 2016, led the Titans in rushing every season from 2017 through 2019. In 2019, he won the NFL's rushing crown with 1,540 yards and tied for the NFL lead with 16 rushing touchdowns.

Third-round safety **Kevin Byard** earned first-team All-Pro honors in his second campaign. He led the NFL from 2017–2019 with 17 total interceptions also was named to the Pro Bowl in 2017.

PRIOR HISTORY: Robinson arrived in Tennessee with a wide range of experience from working his way up on the personnel side of the NFL. From 2014–2015, he served as director of player personnel for the Buccaneers and oversaw both college and pro departments as the team rebuilt its roster. The 2015 Buccaneers draft class made a significant impact, including four

rookie starters: quarterback **James Winston**, tackle **Donovan Smith**, guard **Ali Marpet** and linebacker **Kwon Alexander**.

Prior to joining Tampa Bay, Robinson spent 12 years with the New England Patriots, including his last five years (2009-13) as the director of college scouting. In the five years heading up their college scouting, the Patriots added a number of key components to their roster that won the Super Bowl in 2014, including wide receiver **Julian Edelman**, defensive back **Devin McCourty**, tight end **Rob Gronkowski**, tackle **Nate Solder** and defensive end **Chandler Jones**. He joined the Patriots as an area scout in 2002, a role he served for four seasons. Robinson then spent two years (2006-07) as a regional scout, before being promoted to assistant director of college scouting in 2008 and then director of college scouting in 2009. In his time scouting for the Patriots the team won 10 division titles, four conference titles and two Super Bowls (2003, 2004).

Robinson played three years at Southeast Missouri State as a defensive lineman after starting his college career at the Air Force Academy. Following his college career as a player, he spent one season (1998) coaching at his alma mater and three years (1999-2001) coaching at Nicholls State.

A native of Union City, Tenn., Robinson and his wife, Jaimie, have two daughters, Taylor and Bailey.

JON ROBINSON'S BACKGROUND:

- 2017-20:** Tennessee Titans - Executive Vice President/General Manager
- 2016:** Tennessee Titans - General Manager
- 2014-15:** Tampa Bay Buccaneers - Director of Player Personnel
- 2009-13:** New England Patriots - Director of College Scouting
- 2008:** New England Patriots - Assistant Director of College Scouting
- 2006-07:** New England Patriots - Regional Scout
- 2002-05:** New England Patriots - Area Scout
- 1999-01:** Nicholls State - Assistant Coach
- 1998:** Southeast Missouri State - Assistant Coach

FIVE YEARS, THREE PLAYOFF BERTHS

Jon Robinson constructed a roster that produced five consecutive winning seasons in Robinson's first five years on the job, including 2020. The club went 9-7 in 2016, 2017, 2018 and 2019 with postseason berths following the 2017 and 2019 campaigns. Then, in 2020, the Titans finished the regular season 11-5 and won the team's first division championship since 2008.

Robinson is only the second general manager in franchise history whose first five teams finished above the .500 mark, joining **Mike Holovak** (1989-93).

He is also the second general manager in team annals who has helped guide the club to three playoff berths in his first five seasons. Holovak did so in each of his first five years.

Most winning seasons in a general manager's first five seasons, franchise history:

New GM	1st 5 Seasons (or fewer)	Seasons Over .500	Playoff Seasons	5-Year Total			Pct
				W	L	T	
Mike Holovak	1989-93	5	5	51	29	0	.638
Jon Robinson	2016-20	5	3	46	33	0	.582
Bum Phillips	1975-79	4	2	44	30	0	.595
Mike Reinfeldt	2007-11	3	2	46	34	0	.575
Don Suman	1961-62 (2)	2	2	21	6	1	.768
Don Klosterman	1966-69 (4)	1	2	25	28	3	.473
Floyd Reese	1994-98	0	0	33	47	0	.413
Ruston Webster	2012-15 (4)	0	0	18	46	0	.281
Ladd Herzeg	1981-85	0	0	18	55	0	.247
Sid Gillman	1973-74 (2)	0	0	8	20	0	.286
Carroll Martin	1964-65 (2)	0	0	8	20	0	.286
Frank "Pop" Ivy	1963 (1)	0	0	6	8	0	.429
John Breen	1971-72 (2)	0	0	5	22	1	.196

ROBINSON TO THE PLAYOFFS IN YEAR 2

In January 2016, Titans controlling owner **Amy Adams Strunk** hired general manager **Jon Robinson**, who helped turn the Titans into a playoff team by his second season.

Robinson became the fifth general manager in franchise history to have the team in the playoffs within his first two full seasons.

Titans/Oilers general managers in the playoffs within their first two full seasons:

Head Coach	First Full Season as General Manager	Postseason Berths in First Two Seasons
Jon Robinson	2016	2017 (Year 2)
Mike Reinfeldt	2007	2007, 2008 (Years 1 & 2)
Mike Holovak	1989	1989, 1990 (Years 1 & 2)
Don Klosterman	1966	1967 (Year 2)
Don Suman	1961	1961, 1962 (Years 1 & 2)

FREE AGENCY UNDER ROBINSON

2020

Free Agents Signed	Former Team
OLB Vic Beasley Jr.	Atlanta
DB Ibraheem Campbell	Green Bay
DL Jack Crawford	Atlanta
LB Nick Dzubnar	L.A. Chargers
CB Johnathan Joseph	Houston
RB Seniorise Perry	Buffalo
T Ty Sambrailo	Atlanta

Free Agents Lost	New Team
T Jack Conklin	Cleveland
WR Darius Jennings	L.A. Chargers
DL Austin Johnson	N.Y. Giants
QB Marcus Mariota	Las Vegas
WR Tajaé Sharpe	Minnesota
CB LeShaun Sims	Cincinnati

2019

Free Agents Signed	Former Team
WR Adam Humphries	Tampa Bay
G Rodger Saffold	L.A. Rams
DL Brent Urban	Baltimore
OLB Cameron Wake	Miami

Free Agents Lost	New Team
TE Luke Stocker	Atlanta
G Quinton Spain	Buffalo

2018

Free Agents Signed	Former Team
CB Malcolm Butler	New England
WR Michael Campanaro	Baltimore
LB Will Compton	Washington
QB Blaine Gabbert	Arizona
RB Dion Lewis	New England
S Kendrick Lewis	Baltimore
DL Bennie Logan	Kansas City
G Kevin Pamphile	Tampa Bay
OL Xavier Su'a-Filo	Houston
S Kenny Vaccaro	New Orleans
WR Nick Williams	Atlanta



Malcolm Butler was signed as an unrestricted free agent in 2018.

Free Agents Lost	New Team
DB Curtis Riley	N.Y. Giants
QB Brandon Weeden	Houston
LB Avery Williamson	N.Y. Jets
G/C Brian Schwenke	New England
WR Eric Decker	New England

2017

Free Agents Signed	Former Team
LB Daren Bates	Oakland
S Johnathan Cyprien	Jacksonville
WR Eric Decker	N.Y. Jets
CB Demontre Hurst	Chicago
OL Tim Lelito	New Orleans
CB Logan Ryan	New England
S Brynden Trawick	Oakland
OLB Erik Walden	Indianapolis
KR/WR Eric Weems	Atlanta
NT Sylvester Williams	Denver

Free Agents Lost	New Team
T/G Byron Bell	Dallas
CB Valentino Blake	N.Y. Giants
TE Anthony Fasano	Miami
C/G Brian Schwenke	Indianapolis (later re-signed in Tennessee)
LB Sean Spence	Indianapolis
G Chance Warmack	Philadelphia
WR Kendall Wright	Chicago

2016

Free Agents Signed	Former Team
CB Brice McCain	Miami
C Ben Jones	Houston
QB Matt Cassel	Dallas
WR Rishard Matthews	Miami
LB Sean Spence	Pittsburgh
CB Valentino Blake	Pittsburgh
S Rashad Johnson	Arizona

Free Agents Lost	New Team
LB Zach Brown	Buffalo
LB Steven Johnson	Pittsburgh
OL Joe Looney	Dallas
CB Coty Sensabaugh	Los Angeles

JON ROBINSON'S DRAFT CLASSES

Bold = currently on the Titans roster, practice squad or reserve lists

2020

Rd.	Pick	Player	Pos.	College
1	29	Isaiah Wilson	T	Georgia
2	61	Kristian Fulton	CB	Louisiana State
3	93	Darrynton Evans	RB	Appalachian State
5	174	Larrell Murchison	DL	North Carolina State
7	224	Cole McDonald	QB	Hawaii
7	243	Chris Jackson	DB	Marshall

2019

Rd.	Pick	Player	Pos.	College
1	19	Jeffery Simmons	DT	Mississippi State
2	51	A.J. Brown	WR	Mississippi
3	82	Nate Davis	OL	Charlotte
4	116	Amani Hooker	DB	Iowa
5	168	D'Andre Walker	OLB	Georgia
6	188	David Long Jr.	LB	West Virginia

2018

Rd.	Pick	Player	Pos.	College
1	22	Rashaan Evans	LB	Alabama
2	41	Harold Landry III	OLB	Boston College
5	152	Dane Cruikshank	DB	Arizona
6	199	Luke Falk	QB	Washington State

2017

Rd.	Pick	Player	Pos.	College
1	5	Corey Davis	WR	Western Michigan
1	18	Adoree' Jackson	CB	Southern California
3	72	Taywan Taylor	WR	Western Kentucky
3	100	Jonnu Smith	TE	Florida International
5	155	Jayon Brown	LB	UCLA
6	217	Corey Levin	OL	Chattanooga
7	227	Josh Carraway	OLB	Texas Christian
7	236	Brad Seaton	T	Villanova
7	241	Khalfani Muhammad	RB	California

2016

Rd.	Pick	Player	Pos.	College
1	8	Jack Conklin	T	Michigan State
2	33	Kevin Dodd	OLB	Clemson
2	43	Austin Johnson	DL	Penn State
2	45	Derrick Henry	RB	Alabama
3	64	Kevin Byard	S	Middle Tennessee St.
5	140	Tajaé Sharpe	WR	Massachusetts
5	157	LeShaun Sims	CB	Southern Utah
6	193	Sebastian Tretola	G	Arkansas
7	222	Aaron Wallace	OLB	UCLA
7	253	Kalan Reed	CB	Southern Mississippi

2020 TITANS DRAFT CLASS

OL ISAIAH WILSON | 6-6, 350, Georgia
1st round, 29th overall

College: Following a redshirt season, Wilson started 24 total games for the Bulldogs from 2018 to 2019. All of his starts came at right tackle. As a sophomore (2019), Wilson was named second-team Associated Press All-SEC and was the co-winner of the Offensive "Up Front" Award. Wilson was named to the Football Writers Association of America Freshman All-America team and the 2018 Coaches Freshman All-SEC Team his redshirt freshman year (2018).



CB KRISTIAN FULTON | 5-11, 197, Louisiana State
2nd round, 61st overall

College: In a three-year career at LSU (2016-19), Fulton appeared in 28 games and made 25 starts. He finished his career with 65 tackles, 25 passes defended, two interceptions, and one forced fumble. As a senior in 2019, Fulton started all 15 games and posted 38 tackles, one tackle for loss, 15 passes defended and one interception. He also earned second-team All-SEC recognition by the Associated Press. During his junior season (2018), Fulton started 10 games and tallied 25 tackles, one tackle for loss, 10 passes defended, one interception and one forced fumble.

RB DARRYNTON EVANS | 5-10, 203, Appalachian State
3rd round, 93rd overall

College: In three on-field seasons at Appalachian State (2016, 2018-19), Evans appeared in 39 games and made 22 starts. He was a two-time All-Sun Belt first-team selection and was the Sun Belt's Offensive Player of the Year in 2019. Evans was a two-time Sun Belt Championship Game MVP and MVP of the 2019 New Orleans Bowl. He finished his career with 2,884 rushing yards (ninth all-time at Appalachian State) despite being the primary running back for just 23 career games. Evans set school records for most career rushes without a fumble (482) and single-season rushes without a fumble (255 in 2019). Evans had 4,642 all-purpose yards, including 1,439 yards on kickoff returns and 319 yards as a receiver, plus 14 passing yards. Evans scored 34 total touchdowns with 25 rushing, six receiving and a program-record three as a kick returner. Evans totaled 11 runs of at least 50 yards in his final two seasons.

DL LARRELL MURCHISON | 6-2, 297, North Carolina State
5th round, 174th overall

College: During a two-year stint as a defensive tackle at North Carolina State, Murchison started all 25 contests. As a senior in 2019, Murchison started all 12 games at defensive tackle and registered 51 tackles. He led the Wolfpack with 12 tackles for loss and seven sacks. Murchison was named a second-team All-ACC choice by the league and an honorable mention All-ACC by Pro Football Focus. Murchison ranked sixth in the ACC in sacks with 0.58 per game. In 2018 as a redshirt junior, Murchison ranked second on the team with four sacks, earned the team's Cary Brewbaker Award for Defensive Lineman of the Year. He finished his Wolfpack career with 85 tackles, 11 sacks, 20 tackles for loss, five quarterback hits, an interception, three passes defended and three fumble recoveries. He started his collegiate career at Louisiana State and was named a NJCAA junior-college honorable mention All-American.

QB COLE MCDONALD | 6-3, 215, Hawaii
7th round, 224th overall

Currently not on the roster

College: After redshirting in 2016, McDonald was a reserve in 2017 before taking control as the starter in 2018. In 33 career games, including 24 starts, he completed 616 of 1,004 passes for 8,032 yards, 70 touchdowns and 24 interceptions. He added 880 yards and 12 touchdowns on 251 career rushing attempts. He finished in Hawaii's top five in nearly a dozen career statistical categories, including finishing fourth in all-time passing yards, attempts, completions, touchdowns and total offense (8,912).

DB CHRIS JACKSON | 5-10, 193, Marshall
7th round, 243th overall

College: During a four-year career at Marshall, started 48 games and posted 189 tackles, 6.5 tackles for loss, two sacks, seven interceptions with one returned for a touchdown, 45 passes defended and two fumble recoveries with one returned for a score on kickoff coverage for the Thundering Herd. Jackson's 45 passes defended rank first in Marshall history and his 48 career starts rank 14th in program history. He earned all-conference recognition in all four of his collegiate seasons.

TRADES BY JON ROBINSON

2020 TRADES

Trade Date/Teams	Compensation	Overall	Player Selected	Note
1. March 19, 2020				
Tennessee Receives:	Draft Choice:	Round 7, 2020	#237 CB Thakarius Keyes	Pick originally from New England
Denver Receives:	Player:	DT Jurrell Casey		
2. April 25, 2020 (Draft Day Trade)				
Tennessee Receives:	Draft Choice:	Round 6, 2021		
Kansas City Receives:	Draft Choice:	Round 7, 2020	#237 CB Thakarius Keyes	Pick originally from New England through Denver
3. Oct. 14, 2020				
Tennessee Receives:	Draft Choice:	Round 6, 2021		
Jacksonville Receives:	Draft Choice:	Round 7, 2021		
	Player:	OLB Kamalei Correa		
4. Nov. 2, 2020				
Tennessee Receives:	Player:	CB Desmond King II		
L.A. Chargers Receive:	Draft Choice:	Round 6, 2021		Pick originally from Jacksonville

2019 TRADES

Trade Date/Teams	Compensation	Overall	Player Selected	Note
1. March 15, 2019				
Tennessee Receives:	Player:	QB Ryan Tannehill		
	Draft Choice:	Round 6, 2019	#188 LB David Long	
Miami Receives:	Draft Choice:	Round 7, 2019	#233 RB Chandler Cox	
	Draft Choice:	Round 4, 2020	#135 G Kevin Dotson	Pick traded to Pittsburgh
2. April 27, 2019 (Draft Day Trade)				
Tennessee Receives:	Draft Choice:	Round 4, 2019	#116 DB Amani Hooker	Pick originally from Miami through New Orleans
	Draft Choice:	Round 5, 2019	#168 OLB D'Andre Walker	Pick originally from New Orleans
N.Y. Jets Receive:	Draft Choice:	Round 4, 2019	#121 TE Trevon Wesco	
	Draft Choice:	Round 5, 2019	#157 LB Blake Cashman	
3. August 29, 2019				
Tennessee Receives:	Player:	OLB Reggie Gilbert		
Green Bay Receives:	Draft Choice:	Round 6, 2020	#208 C Jake Hanson	
4. August 31, 2019				
Tennessee Receives:	Draft Choice:	Round 7, 2020	#224 QB Cole McDonald	
Cleveland Receives:	Player:	WR Taywan Taylor		

2018 TRADES

Trade Date/Teams	Compensation	Overall	Player Selected	Note
1. April 26, 2018 (Draft Day Trade)				
Tennessee Receives:	Draft Choice:	Round 1, 2018	#22 LB Rashaan Evans	Pick originally from Kansas City through Buffalo
	Draft Choice:	Round 6, 2018	#215 C Bradley Bozeman	Pick traded back to Baltimore
Baltimore Receives:	Draft Choice:	Round 1, 2018	#25 TE Hayden Hurst	
	Draft Choice:	Round 4, 2018	#125 DB Avonte Maddox	Pick traded to Philadelphia
2. April 27, 2018 (Draft Day Trade)				
Tennessee Receives:	Draft Choice:	Round 2, 2018	#41 OLB Harold Landry III	
Oakland Receives:	Draft Choice:	Round 2, 2018	#57 DT P.J. Hall	
	Draft Choice:	Round 3, 2018	#89 T Joseph Noteboom	Pick traded to L.A. Rams
3. April 28, 2018 (Draft Day Trade)				
Tennessee Receives:	Draft Choice:	Round 5, 2018	#152 DB Dane Cruikshank	
Baltimore Receives:	Draft Choice:	Round 5, 2018	#162 WR Jordan Lasley	
	Draft Choice:	Round 6, 2018	#215 C Bradley Bozeman	Pick originally from Baltimore
4. August 28, 2018				
Tennessee Receives:	Player:		LB Kamalei Correa	
Baltimore Receives:	Draft Choice:	Round 6, 2019	DB Marcus Epps	Pick traded to Minnesota

TRADES BY JON ROBINSON

2017 TRADES

Trade Date/Teams	Compensation	Overall	Player Selected	Note
1. April 28, 2017 (Draft Day Trade)				
Tennessee Receives:	Draft Choice: Round 3, 2017	#72	WR Taywan Taylor	Pick originally from Carolina
	Draft Choice: Round 6, 2017	#200	T Adam Bisnowaty	Pick traded to N.Y. Giants; originally from Indianapolis
New England Receives:	Draft Choice: Round 3, 2017	#83	DE Derek Rivers	
	Draft Choice: Round 4, 2017	#124	LB Jalen Reeves-Maybin	Pick traded to Detroit
2. April 29, 2017 (Draft Day Trade)				
Tennessee Receives:	Draft Choice: Round 5, 2017	#155	LB Jayon Brown	
Philadelphia Receives:	Draft Choice: Round 5, 2017	#164	G Isaac Asiata	Pick traded to Miami
	Draft Choice: Round 6, 2017	#214	DT Elijah Qualls	Pick originally from Atlanta
3. April 29, 2017 (Draft Day Trade)				
Tennessee Receives:	Draft Choice: Round 6, 2017	#207	DB Brandon Wilson	Pick traded to Cincinnati
	Draft Choice: Round 7, 2017	#241	RB Khalfani Muhammad	
N.Y. Giants Receive:	Draft Choice: Round 6, 2017	#200	T Adam Bisnowaty	Pick originally from Indianapolis through New England
4. April 29, 2017 (Draft Day Trade)				
Tennessee Receives:	Draft Choice: Round 6, 2017	#217	OL Corey Levin	Compensatory pick
	Draft Choice: Round 7, 2017	#227	OLB Josh Carraway	
Cincinnati Receives:	Draft Choice: Round 6, 2017	#207	DB Brandon Wilson	Pick originally from N.Y. Giants
5. Sept. 1, 2017				
Tennessee Receives:	Player: DE David King			
Kansas City Receives:	Draft Choice: Round 7, 2018	#243	DB Keion Crossen	Conditional draft choice; traded to New England

2016 TRADES

Trade Date/Teams	Compensation	Overall	Player Selected	Note
1. March 9, 2016				
Tennessee Receives:	Player: RB DeMarco Murray			
	Draft Choice: Round 4, 2016	#113	LB Nick Kwiatkoski	Pick traded from Tennessee to Los Angeles to Chicago
Philadelphia Receives:	Draft Choice: Round 4, 2016	#100	QB Connor Cook	Pick traded from Philadelphia to Cleveland to Oakland
2. April 14, 2016				
Tennessee Receives:	Draft Choice: Round 1, 2016	#15	WR Corey Coleman	Pick traded from Tennessee to Cleveland
	Draft Choice: Round 2, 2016	#43	DL Austin Johnson	Pick originally from Philadelphia
	Draft Choice: Round 2, 2016	#45	RB Derrick Henry	
	Draft Choice: Round 3, 2016	#76	T Shon Coleman	Pick traded from Tennessee to Cleveland
	Draft Choice: Round 1, 2017	#5	WR Corey Davis	
	Draft Choice: Round 3, 2017	#100	TE Jonnu Smith	Compensatory pick
Los Angeles Receives:	Draft Choice: Round 1, 2016	#1	QB Jared Goff	
	Draft Choice: Round 4, 2016	#113	LB Nick Kwiatkoski	Pick originally from Philadelphia; traded from Los Angeles to Chicago
	Draft Choice: Round 6, 2016	#177	TE Temarrick Hemingway	
3. April 28, 2016 (Draft Day Trade)				
Tennessee Receives:	Draft Choice: Round 1, 2016	#8	T Jack Conklin	Pick originally from Miami through Philadelphia
	Draft Choice: Round 6, 2016	#176	RB Andy Janovich	Pick traded from Tennessee to Denver
Cleveland Receives:	Draft Choice: Round 1, 2016	#15	WR Corey Coleman	Pick originally from Los Angeles
	Draft Choice: Round 3, 2016	#76	T Shon Coleman	Pick originally from Los Angeles
	Draft Choice: Round 2, 2017	#52	QB DeShone Kizer	
4. April 30, 2016 (Draft Day Trade)				
Tennessee Receives:	Draft Choice: Round 5, 2016	#157	CB LeShaun Sims	Pick originally from N.Y. Jets
	Draft Choice: Round 7, 2016	#253	CB Kalan Reed	
Denver Receives:	Draft Choice: Round 6, 2016	#176	RB Andy Janovich	Pick originally from Cleveland
	Draft Choice: Round 6, 2017	#203	RB De'Angelo Henderson	
5. Aug. 16, 2016				
Tennessee Receives:	Player: G/T Dennis Kelly			
Philadelphia Receives:	Player: WR Dorial Green-Beckham			

HEAD COACH MIKE VRABEL

[Click For Complete Online Bio](#)


[Video: Mike Vrabel Recaps Offseason Program, Looks Ahead to 2020 Season](#)

[Video: Watch "The Mike Vrabel Show"](#)

[Video: Watch Mike Vrabel's latest press conference](#)

[Video: Introducing Mike Vrabel's Second and Seven Foundation](#)

[Video: Igniting the Fire - Who is Mike Vrabel?](#)



Mike Vrabel enters his third season as head coach in 2020. He was named to the position on Jan. 20, 2018, becoming the 19th head coach in franchise history.

In Vrabel's first two years, he directed the Titans to a 20-15 record, including a 2-1 mark in the 2019 playoffs. His 20 wins made up the second-highest total in franchise history for a head coach's first two seasons, behind only **Jack Pardee's** 21 wins from 1990–1991.

Vrabel became the first head coach in the organization's history to win multiple playoff games within his first two seasons. The Titans won a pair of road games—at New England in the wild card round and at Baltimore in the divisional round—to advance to the 2019 AFC championship game, falling at Kansas City to the eventual Super Bowl champion Chiefs.

The Titans began the 2019 campaign with two wins in their first six games but rallied to win seven of their final 10 games in the regular season. From the time the NFL went to its current playoff format in 1990 through 2019, 345 teams went 2-4 or worse in their first six games of a season. From that group, the Titans became only the third team to advance to a conference championship game, joining the 2002 Titans (2-4) and the 1996 Jacksonville Jaguars (2-4).

The 2019 Titans ranked in the NFL's top 10 in scoring margin (eighth, +71), turnover margin (sixth, +6), offensive yards per play (fourth, 6.12), rushing offense (third, 138.9 yards per game), red zone efficiency (first, 75.6 percent), total touchdowns (tied for third, 54) and third-down defense (eighth, 36.3 percent).

From 2018–2019, Vrabel's Titans were the second-least penalized NFL team (181). Over the same period of time, they were the fourth-best

rushing offense (129.2 yards per game), the fifth-best scoring defense (19.8 points allowed per game) and the seventh-best third-down defense (36.4 percent).

In his first season as head coach, Vrabel directed the Titans to a 9-7 record. His nine wins tied for the fourth-highest total in franchise history by a first-year head coach.

With only 82 penalties enforced against the Titans in 2018, Vrabel's team led the NFL and set a franchise record (16-game season) for fewest penalties in a season. The 2018 Titans also placed third in points allowed (18.9 per game), eighth in total defense (333.4 yards per game), sixth in passing defense (216.9), second in red zone defense (44.7 percent touchdown rate) and seventh in rushing offense (126.4) in the league rankings.

Vrabel arrived in Tennessee with 18 years of NFL experience, including four seasons as a coach and 14 seasons as a player. His distinguished playing career included three Super Bowl wins (2001, 2003 and 2004), one Pro Bowl selection (2007) and an All-Pro honor (2007). Vrabel played in 206 NFL games and totaled 57 sacks, 496 tackles, 11 interceptions, 20 forced fumbles, nine fumble recoveries and 10 touchdown receptions. Additionally, his teams advanced to the playoffs eight times (20 postseason games), with Vrabel recording eight postseason sacks and two postseason touchdown receptions.

Vrabel joined the Titans after four seasons with the Houston Texans, spending the first three seasons (2014-16) coaching linebackers and one year (2017) as the team's defensive coordinator. During his time in Houston, the Texans built one of the best defenses in the NFL and experienced tremendous success as a team – earning two division titles (2015, 2016).

Between 2014-16, the Texans defense ranked third in the NFL in yards allowed per game (319.9) and net passing yards (218.4). Houston also ranked first in third-down defense (33.6), fourth in opponent completion percentage (59.5) and sixth in points allowed per game (19.8). The 2016 defense ranked number one in the NFL, for the first time in franchise history, in yards allowed (301.3).

In 2017, his first year as a defensive coordinator, the Texans finished the campaign with 19 players on injured reserve. Despite the injuries, Vrabel led the defense to the fifth-best third-down percentage in the NFL and a franchise-record 3.97 yards per carry by opponents. Houston also

TITANS 2020 COACHING STAFF

Mike Vrabel	Head Coach
Arthur Smith	Offensive Coordinator
Craig Aukerman	Special Teams
Brian Bell	Strength & Conditioning Asst.
Scott Booker	Safeties
Shane Bowen	Outside Linebackers
Keith Carter	Offensive Line
Ryan Crow	Asst. Special Teams
Tony Dews	Running Backs
Todd Downing	Tight Ends
Matt Edwards	Defensive Asst.
Mondray Gee	Strength & Conditioning Asst.
Jim Haslett	Inside Linebackers
Chandler Henley	Off. Quality Control
Zak Kuhr	Def. Quality Control
Anthony Midget	Secondary
Rob Moore	Wide Receivers
Pat O'Hara	Quarterbacks
Frank Piraino	Strength & Conditioning
Luke Steckel	Offensive Assistant
John Streicher	Coordinator of Football Development
Mike Sullivan	Asst. Offensive Line
Terrell Williams	Defensive Line

MIKE VRABEL AT A GLANCE

- Year as Titans head coach: 3
- Year as NFL head coach: 3
- Regular season record: **29-19**
- Postseason record: **2-1**
- Overall record: **31-20**
- Regular season home record: **15-9**
- Regular season road record: **14-10**
- vs. Ravens: **2-1 (including 1-0 in playoffs)**
- At home vs. Ravens: **0-1**
- On the road vs. Ravens: **2-0 (including 1-0 in playoffs)**
- vs. John Harbaugh: **2-1 (including 1-0 in playoffs)**

Mike Vrabel's Career Coaching Ledger:

Years	Team	Position
2018-20	Tennessee Titans	Head Coach
2017	Houston Texans	Defensive Coordinator
2014-16	Houston Texans	Linebackers Coach
2012-13	Ohio State University	Defensive Line Coach
2011	Ohio State University	Linebackers Coach

Mike Vrabel's Career Playing Ledger:

Years	Team	Position
2009-10	Kansas City Chiefs	Linebacker
2001-08	New England Patriots	Linebacker
1997-00	Pittsburgh Steelers	Linebacker





had 18 different players record at least half a sack last year and 26 players tally at least one tackle for loss.

Vrabel spent his career playing and coaching with accomplished leaders, including **Bill Belichick**, **Bill Cowher**, **Romeo Crennel**, **Urban Meyer**, **Bill O'Brien** and **Todd Haley**.

As the Texans linebackers coach from 2014-16, Vrabel developed several players into top-notch performers, including **Jadeveon Clowney** (Pro Bowl, 2016), **Whitney Mercilus**, **Benardrick McKinney** (second-team All-Pro, 2016) and **Brian Cushing**. The 2015 Texans defense had the top third-down defense in the NFL (28.5 percent), which was the lowest percentage in franchise history and the lowest by any NFL team since the 2003 Titans (27.7 percent). The 2015 defense also set a franchise mark for sacks in a season with 45 - 22.5 coming from Vrabel's linebacking corps.

Prior to joining the NFL coaching ranks, Vrabel transitioned immediately from an NFL player to college coach. He started as the linebacker coach at Ohio State in 2011 and coached the defensive line from 2012-2013. The 2012 Buckeyes finished the season undefeated at 12-0. He also was named Big Ten Recruiter of the Year by ESPN.com in 2012.

Vrabel was selected by the Pittsburgh Steelers in the third round (91st overall) of the 1997 NFL Draft, after his playing career at Ohio State, where he earned All-America honors and Big Ten Conference Defensive Lineman of the Year in both 1995 and 1996.

A native of Akron, Ohio, Vrabel attended Walsh Jesuit High School. He and his wife, Jennifer, have two sons: Tyler and Carter.

FASTEST TO 25 WINS

With the Titans' Oct. 18 overtime win against the Houston Texans, Titans head coach **Mike Vrabel** recorded his 25th win with the franchise, including playoffs.

Vrabel tied **Jack Pardee** as the fastest head coach in franchise history to 25 wins, reaching the number in only his 40th game since being hired in 2018.

The Titans went 9-7 in Vrabel's first two regular seasons, followed by a 2-1 record in the 2019 postseason.

Most wins in a head coach's first 40 games with the Titans/Oilers (regular season and playoffs):

Head Coach	Seasons	Wins	Losses	Ties	Win Pct
1. Mike Vrabel	2018-2020	25	15	0	.625
Jack Pardee	1990-1992	25	15	0	.625
3. Wally Lemm	1961, 1966-1968	22	17	1	.564*
4. Bum Phillips	1975-1977	21	19	0	.525
5. Mike Munchak	2011-2013	19	21	0	.475
Mike Mularkey	2015-2017	19	21	0	.475
7. Jerry Glanville	1985-1988	18	22	0	.450
8. Jeff Fisher	1994-1997	17	23	0	.425

* Prior to 1972, ties were not included in computing team winning percentage. Note: Includes games as interim head coach.

VRABEL LEADS TITANS TO AFC TITLE GAME

Titans head coach **Mike Vrabel** became the franchise's sixth head coach in franchise annals to have the team in the playoffs within his first two full seasons.

Vrabel is the fourth head coach in Titans/Oilers history to win at least one playoff game in his first two full seasons, joining **Mike Mularkey** (2017 playoff victory), **Jack Pardee** (1991) and **Lou Rymkus** (1960 and 1961). He is the first head coach in the team's history to win multiple playoff games within his first two seasons.

Titans/Oilers head coaches in the playoffs within their first two full seasons:

Head Coach	1st Full Season as Head Coach	Postseason Berths in 1st 2 Seasons	Playoff Wins in 1st 2 Seasons
Mike Vrabel	2018	2019 (Year 2)	2
Mike Mularkey	2016*	2017 (Year 2)	1
Jack Pardee	1990	1990, 1991 (Years 1 & 2)	1
Wally Lemm	1966*	1967 (Year 2)	0
Frank "Pop" Ivy	1962	1962 (Year 1)	0
Lou Rymkus	1960	1960 (Year 1)	1

* Mularkey served as interim head coach for the final nine games of the 2015 season. Lemm was the head coach for the 1961 AFL Champion Oilers after taking over as head coach for the final nine games of the season. He left the team following the season and returned in 1966.

TITANS/OILERS HEAD COACH HISTORY

COACH	YEARS	WON	LOST	TIED	PCT.
Lou Rymkus	1960-61	12	7	1	.625
Wally Lemm	1961, 1966-70	38	40	4	.487
Frank "Pop" Ivy	1962-63	17	12	0	.586
Sammy Baugh	1964	4	10	0	.285
Hugh "Bones" Taylor	1965	4	10	0	.285
Ed Hughes	1971	4	9	1	.321
Bill Peterson	1972-73	1	18	0	.052
Sid Gillman	1973-74	8	15	0	.347
O.A. "Bum" Phillips	1975-80	59	38	0	.608
Ed Biles	1981-83	8	23	0	.258
Chuck Studley	1983	2	8	0	.200
Hugh Campbell	1984-85	8	22	0	.266
Jerry Glanville	1985-89	35	35	0	.500
Jack Pardee	1990-94	44	35	0	.556
Jeff Fisher	1994-2010	147	126	0	.538
Mike Munchak	2011-13	22	26	0	.458
Ken Whisenhunt	2014-15	3	20	0	.130
Mike Mularkey	2015-17	21	22	0	.488
Mike Vrabel	2018-20	31	20	0	.608

Records include postseason




TITANS 2020 ASSISTANT COACHES

ARTHUR SMITH OFFENSIVE COORDINATOR

[Click For Complete Online Bio](#)

- Smith was promoted to offensive coordinator on Jan. 21, 2019 after working his way up the coaching ladder under four different head coaches during his time at the Titans.
- In his first season as offensive coordinator, the Titans ranked third in the NFL in rushing, first in red zone efficiency and fourth in yards per play. They had the NFL's leading rusher in Derrick Henry (1,540 yards) and the league's leading passer in Ryan Tannehill (117.5 passer rating).
- Seven games into the 2015 campaign, Smith was promoted from offensive assistant/tight ends to tight ends coach. From that point through 2018, the Titans ranked fifth in receiving yards by tight ends (3,779), sixth in receptions by tight ends (326), and tied for fifth in receiving touchdowns by tight ends (30).
- He was hired in 2011 as a defensive assistant/quality control coach, and from 2012–2013 he served as the offensive assistant/quality control coach.
- In 2010, he worked at Ole Miss as an administrative assistant/defensive intern and worked primarily with the linebackers.
- He spent two years (2007–2008) working for the Washington Redskins. He worked two years as defensive quality control coach after joining the organization as a college scouting assistant.
- The Memphis, Tenn., native graduated from North Carolina and played offensive line before joining the coaching staff for one season (2006) as a graduate assistant.



CRAIG AUKERMAN SPECIAL TEAMS

[Click For Complete Online Bio](#)


- Aukerman was promoted to special teams coach in 2018. He joined the Titans in January 2017 as the assistant special teams coach.
- In 2019, the Titans finished fourth in the NFL in net punting and tied for the NFL lead with four total blocked kicks. Brett Kern was named to his third consecutive Pro Bowl.
- The 2018 Titans set the NFL kickoff return average record (32.0).
- Prior to his arrival in Tennessee, he gained 17 years of coaching experience, including 10 seasons on the college level and seven years in the NFL.
- He spent four seasons (2013-16) with the San Diego Chargers working with their special teams, first as an assistant special teams coach (2013-15) and then as the special teams coordinator (2016).
- He also spent time in the NFL on the coaching staffs with the Jacksonville Jaguars (2011-12) and Denver Broncos (2010).
- In the college ranks, he coached at Findlay (2000), Miami (Ohio) (2001-02, 2005-08), Western Kentucky (2003-04), and Kent State (2009).
- Aukerman was a two-time NAIA All-American at the University of Findlay (Ohio), where he played defensive back and wide receiver from 1995-98.



BRIAN BELL STRENGTH & CONDITIONING ASSISTANT

[Click For Complete Online Bio](#)

- Bell joined the Titans in 2018 after spending three seasons with the Houston Texans as assistant strength and conditioning coach. He was a member of back-to-back AFC South Division Championships in his first two campaigns in Houston.
- Bell was an assistant strength and conditioning coach at Penn State from 2012-13 and the head football strength and conditioning coach at his high school alma mater, DeMatha Catholic, in Hyattsville, Md., from 2011-12.
- Bell was a tight end and fullback at Kent State from 2002-06. In 2007, Bell signed with the Washington Redskins as an undrafted free agent and served on the team's practice squad.



SCOTT BOOKER SAFETIES

[Click For Complete Online Bio](#)


- Booker joined the Titans in 2018 after spending 15 seasons in the college coaching ranks.
- After two seasons as a defensive assistant, he was promoted to safeties coach in 2020.
- He spent the 2017 season as the safeties coach/special teams coordinator at Nebraska.
- Previously, Booker spent seven years (2010-16) at Notre Dame, as a tight ends/special teams coordinator (2012-16) and offensive intern (2010-11). He coached the secondary at Western Kentucky for one season (2009).
- Booker began his coaching career at his alma mater Kent State as a graduate assistant (2003-04) and secondary coach (2005-08).
- The Pittsburgh, Pa., native played collegiately at Kent State.



SHANE BOWEN OUTSIDE LINEBACKERS

[Click For Complete Online Bio](#)

- Bowen joined the Titans in 2018 after spending two seasons (2016-17) as a defensive assistant for the Houston Texans. He arrived with nine years of coaching experience.
- In 2019, Harold Landry III (nine sacks) and Kamalei Correa (five) achieved career highs in sacks, while undrafted rookie Derick Roberson added three sacks.
- In 2018, the Titans defense ranked eighth overall (333.4 yards per game).
- In 2016, Bowen was part of a Texans staff that produced the NFL's number one defense (yards allowed) for the first time in franchise history. In 2017, the defense ranked fifth in third-down defense and set a franchise record for yards per carry by opponents (3.97).
- He also served at Kennesaw State as linebackers coach (2013-15), at Ohio State as a defensive graduate assistant (2012). He began his coaching career as an assistant at Georgia Tech (2009-11).
- A native of Pickerington, Ohio, Bowen was a three-year letter winner at Georgia Tech as an outside linebacker.



KEITH CARTER OFFENSIVE LINE

[Click For Complete Online Bio](#)

- Carter joined the Titans in 2018 with 13 years of prior coaching experience, including five seasons in the NFL.
- In 2019, the Titans finished third in the NFL in rushing offense with Derrick Henry leading the league in rushing yards (1,540). Rookie Nate Davis started 15 consecutive games (including playoffs) at right guard.
- In 2018, the Titans ranked seventh in the NFL in rushing, and left tackle Taylor Lewan was named to the Pro Bowl.
- Prior to arriving in Tennessee, he spent three seasons with the Atlanta Falcons as running backs coach (2017) and assistant offensive line coach (2015-16). The 2016 Falcons offensive line protected NFL MVP Matt Ryan and paved the way for the NFL's fifth-best rushing attack while also winning the NFC Championship.
- He tallied two seasons as the offensive quality control coach for the Seattle Seahawks (2012-13).
- In the college ranks, Carter has experience as the offensive line/run game coach at San Jose State (2014), tight ends (2009) and offensive line coach (2010-11) at the University of San Diego, offensive line coach at University of the Redlands (2007-08), tight ends coach at Wagner College (2006) and as an undergraduate assistant at UCLA (2005).
- The Downingtown, Pa., native was a tight end, H-back and fullback at UCLA.



TITANS 2020 ASSISTANT COACHES

RYAN CROW

ASSISTANT SPECIAL TEAMS

[Click For Complete Online Bio](#)

- Crow joined the Titans in 2018 with seven previous seasons of coaching experience in the college ranks.
- After serving as a defensive assistant for two seasons, his title was changed to assistant special teams coach in 2020.
- Crow served as a graduate assistant at Ohio State (2017) and worked primarily with linebackers.
- Crow spent three seasons at Baldwin Wallace University as offensive coordinator/offensive line coach (2015-16) and offensive line coach (2014). He also spent three seasons at Purdue as a graduate assistant working with the offensive line (2012-13) and one season as assistant strength coach (2011).
- A native of Findlay, Ohio, Crow played linebacker at Bowling Green and earned a scholarship after initially walking on.



TONY DEWS

RUNNING BACKS

[Click For Complete Online Bio](#)

- Dewes joined the Titans in 2018 with 20 previous years of coaching in the college ranks.
- In 2019, the Titans finished third in the NFL in rushing offense with Derrick Henry leading the league with 1,540 rushing yards.
- In 2018, the Titans finished with the NFL's seventh-ranked rushing offense, and Derrick Henry ranked second in the AFC with 1,059 rushing yards.
- Prior to his arrival in Tennessee, Dewes coached running backs at West Virginia in 2017.
- Dewes had stints coaching wide receivers at Arizona (2012-16), tight ends at Pittsburgh (2011), wide receivers at Michigan (2008-10), wide receivers at West Virginia (2007), linebackers at UNLV (2006), special teams (2005) and tackles/tight ends (2004) at Central Michigan, defensive line at Holy Cross (2002), offensive line at California (Pa.) and defensive line at Millersville (1998). He was a graduate assistant at West Virginia from 1999-2001.
- A native of Clifton, Va., Dewes played tight end at Liberty University, where he was the team's leading receiver in both of his final two seasons.



TODD DOWNING

TIGHT ENDS

[Click For Complete Online Bio](#)

- Downing joined the Titans in 2019 with 18 years of previous NFL coaching experience.
- In his first season with the Titans, he helped Jonnu Smith set career highs in receptions (35) and yards (439). Anthony Firkser (15 games) and MyCole Pruitt (10 starts) also saw the most extensive playing time of their careers.
- He spent 2018 as the tight ends coach for the Minnesota Vikings, helping Pro Bowl tight end Kyle Rudolph post the second-highest reception (64) and yardage totals (634) of his career.
- Downing spent three seasons (2015-17) with the Oakland Raiders, first as quarterbacks coach and then one season as offensive coordinator. In all three seasons with the Raiders, quarterback Derek Carr earned Pro Bowl invites.
- Downing coached the quarterbacks for one season (2014) in Buffalo and spent five seasons (2009-13) with the Detroit Lions. He originally joined the Lions as an offensive quality control coach and worked his way up to quarterbacks coach for the final three seasons.
- Downing began his NFL coaching career with the Minnesota Vikings (2001-05) and then the St. Louis Rams (2006-08).
- The Minneapolis, Minn., native attended the University of Minnesota.




MATT EDWARDS

DEFENSIVE ASSISTANT

[Click For Complete Online Bio](#)

- Edwards joined the Titans in 2018 with 15 previous years of collegiate coaching experience.
- After serving as assistant special teams coach for two seasons, his title was changed to defensive assistant in 2020.
- He spent four seasons (2014-17) as the defensive coordinator at Tiffin University.
- Edwards served as the defensive line/special teams coordinator at Florida Atlantic (2013), the linebackers/special teams coordinator (2012) and defensive ends coach (2011) at Miami (Ohio), and seven seasons (2004-10) at Kent State primarily coaching the defensive line. Edwards began his coaching career as linebackers coach at the College of Wooster.
- A native of Cincinnati, Ohio, Edwards played linebacker and defensive end at Miami (Ohio).



MONDRAY GEE

STRENGTH & CONDITIONING ASSISTANT

[Click For Complete Online Bio](#)

- Gee (pronounced "jee") joined the Titans in 2019 after spending nine seasons with the Seattle Seahawks (2010-18), where he served as an assistant strength and conditioning coach.
- Prior to joining the Titans, Gee accrued 19 seasons in coaching, including 18 seasons in the NFL.
- The Seahawks earned playoff berths in seven of his nine seasons there, including a Super Bowl XLVII victory following the 2013 season and an NFC title the following year.
- From 2008-09, Gee was a strength and conditioning assistant with the Green Bay Packers. His stint in Green Bay followed seven seasons (2001-07) with the Detroit Lions as a strength and conditioning assistant.
- Gee also worked at Michigan State (1996-2001), first as an intern as an undergrad and then as a strength and conditioning graduate assistant.
- He is a native of Detroit, Mich.



JIM HASLETT

INSIDE LINEBACKERS

[Click For Complete Online Bio](#)

- Haslett joined the Titans in 2020 with 24 years of NFL coaching experience and nine years of NFL playing experience.
- He arrived in Tennessee after spending three seasons (2016-18) as the linebackers coach for the Cincinnati Bengals.
- He holds the distinction as being the only person recognized as a College Football Hall of Fame member (as a player), an Associated Press NFL Defensive Rookie of the Year and an AP NFL Coach of the Year.
- His 12 total seasons as an NFL coordinator include stints with New Orleans (1996), Pittsburgh (1997-99), St. Louis (2006-08) and Washington (2010-14).
- He coached Mike Vrabel during his stint as defensive coordinator in Pittsburgh.
- His experience includes six seasons (2000-05) as the head coach for the New Orleans Saints, where he earned AP Coach of the Years honors in 2000. He also had stints as a head coach in 2008 on an interim basis with the St. Louis Rams, and for the Florida Tuskers in the United Football League in 2009.
- A Pittsburgh native, Haslett was a four-time little All-America defensive player (LB and DE) at Indiana (Pa.) University. He was a second-round draft pick by the Buffalo Bills in 1979.



TITANS 2020 ASSISTANT COACHES

CHANDLER HENLEY QUALITY CONTROL

[Click For Complete Online Bio](#)


- Chandler Henley joined the Titans in 2018 after spending the previous three years coaching tight ends at Yale, his alma mater.
- The 2019 Titans ranked third in the NFL in rushing, first in red zone efficiency and fourth in yards per play.
- The 2017 Yale squad earned its first outright Ivy League title since 1980, and Henley helped starting tight end Jaeden Graham win first-team All-Ivy League honors.
- Henley spent three total seasons at Vanderbilt University, starting as an offensive/recruiting graduate assistant (2012-13) and adding assistant quarterback coach to his responsibilities in 2014.
- A native of Littleton, Colo., Henley played wide receiver for Yale (2002-06), recording 110 receptions for 1,609 yards and 11 touchdowns during his career.



ZAK KUHR QUALITY CONTROL

[Click For Complete Online Bio](#)

- Offensive analyst at the University of Texas in 2019.
- Spent two seasons at Texas State. In addition to coaching running backs for the Bobcats from 2017-18, he was the co-offensive coordinator in 2017 and the offensive coordinator/assistant head coach in 2018.
- Coached running backs at Rutgers in 2016.
- Spent two years on the coaching staff at James Madison, serving as co-offensive coordinator and running backs coach in 2015 after coaching the running backs during the previous season.
- Served as a graduate assistant at Old Dominion in 2013.
- Interned under Urban Meyer at Ohio State for two seasons after a two-year stint as a special teams coordinator at Edward Waters College.
- He is a native of Jacksonville, Fla.



ANTHONY MIDGET SECONDARY

[Click For Complete Online Bio](#)

- Midget was hired by the Titans in 2020 to coach the Titans secondary. He arrived in Tennessee with 14 years of coaching experience, including six seasons (2014-19) with the Houston Texans.
- From 2018-19, he was the Texans secondary coach. In 2018, the Texans finished ninth in the NFL with 15 interceptions and ranked fourth in points allowed (19.8 per game).
- He joined the Texans in 2014 as the assistant secondary coach and spent four seasons in that role before being promoted.
- Before joining the NFL, he spent one season at Penn State coaching safeties (2013) and five seasons (2008-12) at Georgia State, including his final season there as defensive coordinator.
- His college coaching career started at his alma mater as a graduate assistant at Virginia Tech (2007) after entering coaching at Lake Worth (Fla.) High School from 2003-06.
- A Florida native, Midget was a three-year starter at cornerback for Virginia Tech and was a fifth-round selection by the Atlanta Falcons in 2000.



ROB MOORE WIDE RECEIVERS

[Click For Complete Online Bio](#)

- Moore joined the Titans in 2018 with 16 years of NFL experience as a player and coach.
- In 2019, A.J. Brown led the 2019 NFL rookie class in receiving yards (1,051), tied for the rookie lead in touchdown receptions (eight), ranked fifth among rookies in receptions (52) and ranked second among all NFL players in receiving average (20.2).
- In 2018, Corey Davis, led the offense in his second season with 65 receptions, 891 receiving yards and four touchdowns, seeing dramatic increases from his rookie campaign. Davis' yardage total ranked ninth among all AFC receivers.



- Moore spent three seasons (2015-17) as the wide receivers coach for the Oakland Raiders and one year (2014) with the Buffalo Bills.
- During his three years in Oakland, he worked with Amari Cooper and Michael Crabtree, who totaled 435 receptions, 5,556 receiving yards and 43 touchdowns in that time.
- During his one year in Buffalo, he worked with Sammy Watkins, who set franchise records for a rookie with 65 receptions for 982 yards.
- Moore also spent time coaching at Syracuse (2010-13), Phoenix (Ariz.) Junior College (2009) and Montclair (N.J.) High School (2002-03).
- A native of Hempstead, N.Y., Moore had a 12-year NFL career playing for the New York Jets (1990-94) and Arizona Cardinals (1995-2001).

PAT O'HARA QUARTERBACKS

[Click For Complete Online Bio](#)

- O'Hara joined the Titans in 2018 after spending three seasons (2015-17) with the Houston Texans as an offensive assistant who helped coach quarterbacks. He arrived in Tennessee with 19 previous seasons of coaching experience.
- In 2019, Ryan Tannehill led the NFL in passer rating (117.5—fourth in NFL history) and passing average (9.6). Tannehill set franchise records in both categories in addition to the team's completion percentage benchmark (70.3).
- In 2018, quarterback Marcus Mariota set a then-franchise record with a 68.9 completion percentage. He also finished with a career-best average of 7.64 yards per attempt and a career-low eight interceptions.
- O'Hara spent 10 years coaching in the Arena Football League, including stints as a head coach for the Los Angeles Avengers (2009), Tri-Cities Fever (AF2, 2009), Orlando Predators (2010-11) and New Orleans Voo-Doo (2012-14).
- O'Hara was an offensive coordinator for the AFL's Tampa Bay Storm for three seasons (2005, 2007-08).
- A native of Santa Monica, Calif., O'Hara was a 10th round selection for the Tampa Bay Buccaneers in the 1991 NFL Draft.



FRANK PIRAINO STRENGTH & CONDITIONING

[Click For Complete Online Bio](#)

- Piraino joined the Titans in 2019 after serving as head strength and conditioning coach for football at Boston College, where he spent six total seasons (2013-18).
- Piraino joined head coach Steve Addazio at Boston College after spending two seasons (2011-12) as his head strength and conditioning coach at Temple and one year as the head strength and conditioning coach for football at Marshall (2010).
- He served on the strength and conditioning staff at the University of Florida for five years (2005-09), during a stretch when Florida won a pair of national championships (2006 and 2008) under head coach Urban Meyer.
- He also spent time at Notre Dame (2004), Michigan State (2003-04) and Walsh Jesuit (Cuyahoga Falls, Ohio) High School (2000-03), as well as an internship with the Cleveland Indians (2000-01).
- Piraino graduated from the University of Akron and later earned a master's degree from Michigan State.



LUKE STECKEL OFFENSIVE ASSISTANT

[Click For Complete Online Bio](#)

- Steckel joined the Titans in 2013 as an assistant to the head coach and was promoted to offensive assistant the following season. He also served as assistant wide receivers coach in 2017.
- The 2019 Titans ranked third in the NFL in rushing, first in red zone efficiency and fourth in yards per play.
- He joined the Titans after spending four seasons (2009-2012) with the Cleveland Browns as the assistant to the head coach.
- He spent three seasons as a linebacker at Princeton (2004-06), where he helped lead the Tigers to an Ivy League Championship.
- He is the son of former Titans offensive coordinator Les Steckel and attended Brentwood (Tenn.) High School.



TITANS 2020 ASSISTANT COACHES

JOHN STREICHER COORDINATOR OF FOOTBALL DEVELOPMENT

[Click For Complete Online Bio](#)

- Streicher joined the Titans in 2018 after spending the previous two years (2016-17) as Texas State's director of football operations. There he managed the day-to-day operations of the program and oversaw recruiting under Bobcats head coach Everett Withers.
- From 2014-15, Streicher served on James Madison's football staff. He was promoted to the director of football operations and player personnel in 2015 after originally joining JMU as special assistant to the head coach.
- A native of Cincinnati, Ohio, Streicher went to James Madison after spending six seasons on the football staff at Ohio State.



MIKE SULLIVAN ASSISTANT OFFENSIVE LINE

[Click For Complete Online Bio](#)

- Sullivan is in his 17th season coaching in the NFL in 2019. His resume includes eight years as an NFL offensive line coach and five campaigns with the Titans.
- In 2019, the Titans finished third in the NFL in rushing offense with Derrick Henry leading the league in rushing yards (1,540). Rookie Nate Davis started 15 consecutive games (including playoffs) at right guard.
- He joined the Titans in 2014 after one season as offensive line coach for the Cleveland Browns (2013).
- Sullivan spent four seasons (2009-12) as offensive line coach for the San Diego Chargers. He had two other stints with the Browns as offensive line coach (2007-08) and assistant offensive line coach (2001-04).
- He has three seasons of college experience, as offensive line coach for Western Michigan (2005-06) and as a graduate assistant for the University of Miami (Fla.) (2000).
- Sullivan began his coaching career in 1997, spending five seasons coaching in Europe.
- A native of Chicago, Ill., Sullivan played in 48 games for the Tampa Bay Buccaneers from 1992-95.



TERRELL WILLIAMS DEFENSIVE LINE

[Click For Complete Online Bio](#)

- Williams joined the Titans in 2018 with 20 previous years of coaching experience, including six seasons in the NFL.
- In 2019, he helped acclimate first-round rookie Jeffery Simmons to the NFL, while veteran Jurrell Casey earned his fifth consecutive Pro Bowl berth.
- In 2018, Casey was named to the Pro Bowl after leading the defense with seven sacks. The Titans defense ranked eighth overall and third in points allowed.
- He spent three seasons coaching the defensive line with the Miami Dolphins (2015-17).
- During Williams' tenure with the Dolphins, Cameron Wake tallied 29 sacks, the eighth-highest total by a player, and Ndamukong Suh posted 15.5 sacks, the eighth-highest number of sacks among defensive tackles.
- Williams also spent three seasons coaching the defensive line with the Oakland Raiders (2012-14).
- Prior to joining the NFL coaching ranks, Williams spent time at Texas A&M (2010-11), Purdue (2006-09), Akron (2004-05), Youngstown State (2002-03), North Carolina A&T (1999-2001) and Fort Scott Community College (1998).
- A native of Los Angeles, Calif., Williams played collegiately at East Carolina as a nose tackle.



KEY NUMBERS

3

Playoff seasons by the Titans since general manager **Jon Robinson** was hired in 2016.

4

Previous playoff games between the Titans and Ravens. The playoff series is split 2-2.

4

Players in NFL history to rush for 1,500 yards and 15 touchdowns in two consecutive seasons: **Terrell Davis** (1997-98), **Shaun Alexander** (2004-05), **Larry Johnson** (2005-06) and **Derrick Henry** (2019-20).

5

Consecutive winning seasons for the Titans from 2016 to 2020. It is the second-longest such streak in franchise history trailing only the Oilers' seven consecutive winning records from 1987 through 1993.

9

Game-winning drives by **Ryan Tannehill** since he arrived in Tennessee in 2019. No quarterback has more in that time period.

11

Individual 100-yard receiving games by the Titans in 2020, led by **Corey Davis'** five 100-yard performances.

12

Years since the Titans won a division title (2008) before the Titans clinched the AFC South in 2020.

19

Touchdown receptions by **A.J. Brown** since he entered the NFL in 2019. It is the fifth-highest total in that time period.

30.7

Points per game by the Titans in 2020. They finished fourth in the NFL in scoring.

31

Total wins, including playoffs, by **Mike Vrabel** as a head coach. Earlier in the season he recorded his 25th win in his first 40 games as a head coach, which tied for the best mark in franchise history through 40 contests (**Jack Pardee**).

40

Franchise-record combined touchdowns passing (33) and rushing (seven) by **Ryan Tannehill** in 2020.

111.3

Passer rating by **Ryan Tannehill** since Week 7 of 2019, when he became the Titans starting quarterback. He ranks third in the NFL in the category during that time behind **Drew Brees** (112.3) and **Aaron Rodgers** (111.7).

396.4

Yards per game in 2020 by the Titans, who tied with the Buffalo Bills for the NFL's second-ranked offense. Only the Kansas City Chiefs (415.8) averaged more yards per contest.

2,027

Rushing yards in 2020 by **Derrick Henry**, which ranked fifth in NFL history for a single season.

TITANS ROSTER BREAKDOWN

Out of the 51 players on the Titans roster (as of Jan. 3), there are 25 offensive players, 24 defensive players and two specialists. Nineteen players were added to the roster since the end of the 2019 campaign.

The following is a closer breakdown of the roster (as of Jan. 3, 2020):

Years in NFL (including 2020):

15th	0
14th	0
13th	1
12th	0
11th	2
10th	0
9th	4
8th	3
7th	3
6th	3
5th	4
4th	4
3rd	8
2nd	9
1st	4
Rookie	6

By Age (53-man roster as of the first regular season game, Sept. 14, 2020):

20-24	17
25-28	22
29-32	11
33+	3

By Position:

ILB	5
OLB	3
OL	8
CB	7
DL	5
WR	5
S	4
TE	4
RB/FB	6
Specialists	2
QB	2

By Draft Round:

First Round	6
Second Round	5
Third Round	5
Fourth Round	4
Fifth Round	8
Sixth Round	2
Seventh Round	3
Undrafted	18

States that produced the most current Titans (high school location):

California - 7 (Matt Dickerson, Jamil Douglas, Nick Dzubnar, Jeremy McNichols, Matt Overton, David Quessenberry, Geoff Swaim)

Texas - 7 (Aaron Brewer, D'Onta Foreman, Joshua Kalu, Marshall Newhouse, Derick Roberson, Ryan Tannehill, Kenny Vaccaro)

Florida - 6 (Darrynton Evans, Derrick Henry, Chris Jackson, Wyatt Ray, Jonnu Smith, Nick Westbrook-Ikhine)

Universities that produced the most current Titans:

Texas - 3 (Geoff Swaim, D'Onta Foreman, Kenny Vaccaro)

Alabama, Boston College, Indiana, Iowa, Nebraska, Penn State,

Toledo (tie) - 2

First-Round Draft Picks:

DT Jeffery Simmons (2019)
ILB Rashaan Evans (2018)
WR Corey Davis (2017)
CB Adoree' Jackson (2017)
S Kenny Vaccaro (2013)
QB Ryan Tannehill (2012)

Pro Bowl Seasons:

WR A.J. Brown (2020)
CB Malcolm Butler (2015-16)
S Kevin Byard (2017)
RB Derrick Henry (2019-20)
P Brett Kern (2017-19)
LS Matt Overton (2013)
QB Ryan Tannehill (2019)

Super Bowl Victories:

CB Malcolm Butler (2014, 2016)

Drafted by the Titans: 17

New players in 2020: 19

Oldest player:

LS Matt Overton (7/6/85)

Youngest player:

CB Kristian Fulton (9/3/98)

Tallest player:

OL Dennis Kelly (6-8)

Shortest player:

WR Cameron Batson, WR Kalif Raymond (5-8)

NISSAN STADIUM



In 2015, the Titans and Nissan North America announced the formation of a 20-year, exclusive naming-rights partnership that rebranded Nashville's downtown stadium as Nissan Stadium.

Nissan Stadium hosts all Titans home football games, Tennessee State University football games, the Music City Bowl, the CMA Music Festival and numerous other events.

The procurement of naming rights to Nissan Stadium fit the automotive company's 'Fewer, Bigger, Better' marketing strategy, which has included ongoing sponsorships of NBC's 'The Voice,' the Heisman House college football program and a major advertising presence in this year's Super Bowl. Nissan is also now the official automotive partner of the Tennessee Titans.

Nissan's ever-growing footprint in Tennessee includes vehicle and powertrain manufacturing facilities in Smyrna and Decherd respectively, along with its North American headquarters in Franklin.

The Nissan Smyrna Plant began operations in 1983 and employs more than 8,400 people. In 2014, the Smyrna plant assembled more than 648,000 vehicles, making it the highest volume automotive assembly plant in North America. Nissan also has a major manufacturing presence in Canton, Miss., along with research and development groups in California, Arizona and Michigan. In total, the company employs more than 22,000 employees in the U.S.

One component of the Titans-Nissan partnership is assisting charitable organizations throughout Middle Tennessee in an array of community outreach programs. A centerpiece of this is the annual "Taste of Titans" charitable event, for which Nissan serves as presenting sponsor. During the course of a 20-year relationship, a total of more than \$1 million resulting from these annual events is anticipated to be distributed to local non-profit organizations.

Nissan Stadium is a city-owned venue that has housed the Titans since 1999. The naming rights agreement includes the opportunity for Nissan branding on the exterior of the stadium, as well as stadium signage and other unique displays inside the stadium. LP Building Products held the naming rights to the stadium from 2006 until the Nissan partnership was established in 2015.

Titans/Oilers all-time regular-season record by home venue:

Stadium	Seasons	W-L-T	Pct.
Jeppesen Stadium	1960-1964	25-11-0	.694
Rice Stadium	1965-1967	11-10-0	.524
Astrodome	1968-1996	113-103-2	.523
Liberty Bowl	1997	6-2-0	.750
Dudley Field (Vanderbilt Stadium)	1998	3-5-0	.375
Nissan Stadium	1999-2020	100-76-0	.568



NISSAN STADIUM RECORD WHEN ...

The Titans at Nissan Stadium (1999-present):

	Games	Record	Pct.
Regular Season	176	100-76	.568
Postseason	4	2-2	.500
Combined	180	102-78	.567

Record When ...	Reg. Season	Playoffs
September	20-15	
October	23-21	
November	23-17	
December	32-22	
January	2-1	2-2
Thursday	4-3	
Friday	0-1	
Saturday	2-1	2-1
Sunday	87-68	0-1
Monday	6-3	
Tuesday	1-0	
Against own division	41-31	0-1
Against AFC	72-60	2-2
Against NFC	28-16	
Overtime games	7-6	1-0
In primetime	12-11	
Temperature 80+	7-6	
Temperature <40	8-10	1-0
Titans score 20 points	83-32	2-0
Titans score 30 points	37-6	1-0
Titans allow <20 points	64-13	1-1
Titans allow <10 points	13-0	
Titans net 300 yards	75-45	1-2
Opponents net <300 yards	48-10	1-2
Titans commit 0 turnovers	33-11	
Titans force 2 turnovers	66-23	

WINNING AT HOME

Since the midway point of the 2016 season, the Titans have been one of the NFL's most successful teams at home. In that time, they have won 25 of their 36 games at Nissan Stadium.

In 2018, the Titans won six games and lost twice at Nissan Stadium. They followed that with a 4-4 home record in 2019.

Since the weekend of their 2016 home victory over the Jaguars (Oct. 27, 2016), the Titans' winning percentage in home games is one of the highest in the NFL.

Highest winning percentage in home games (regular season) since Week 8 of 2016 (Oct. 27, 2016):

Team	Wins	Losses	Ties	Win Pct
1. New England Patriots	28	8	0	.778
2. Baltimore Ravens	28	9	0	.757
New Orleans Saints	28	9	0	.757
4. Green Bay Packers	26	9	1	.736
5. Kansas City Chiefs	27	10	0	.730
6. Pittsburgh Steelers	26	10	0	.722
7. Tennessee Titans	25	11	0	.694
8. Seattle Seahawks	25	12	0	.676
9. Dallas Cowboys	24	13	0	.649
10. Philadelphia Eagles	23	13	1	.635

FANS RETURN TO NISSAN STADIUM

On Sept. 17, the Titans announced that Nissan Stadium will open at limited capacity beginning with the Oct. 4 Titans home game against the Pittsburgh Steelers. The three October home games will gradually increase in capacity with the goal of reaching a fixed capacity for the remaining games in November and December.

The Oct. 4 game will be open to season ticket members up to 10 percent of the stadium's capacity, which is roughly 7,000 fans in the lower bowl and club levels. The next October home game (Oct. 11) will allow 12.5 percent and the third (Oct. 18) 15 percent. For November until the end of the season, capacity could reach 21 percent, which is the maximum capacity the facility can accommodate under current CDC guidelines. Outside of the seating bowl, suites will operate at a limited capacity.

"We are thrilled to welcome fans back to Nissan Stadium and can't thank Mayor Cooper and the Metro Nashville Public Health Department enough for their collaboration in making this possible," said Titans President and CEO Burke Nihill. "The health and safety of our fans, players and staff remains our top priority and we felt like a gradual capacity plan was the right call, knowing that we may need to be flexible as time goes on. We feel confident that our Safe Stadium Plan will give everyone a safe and comfortable experience as they return to our gates."

Detailed information on the Safe Stadium Plan can be found at www.tennesseetitans.com/safestadium. Key components include:

- Socially-distant seating pods accommodating parties of one to a maximum of six people
- Mobile ticketing and parking, to eliminate physical contact while scanning passes
- Mandatory face coverings at all times, except when actively eating or drinking
- Over 300 hand sanitizing stations throughout the stadium
- Individually-wrapped food items at concession stands
- Elimination of all smoking and vaping areas in the facility
- Health screenings and personal protective equipment for all Nissan Stadium employees
- A comprehensive cleaning plan during events for bathrooms and near concession areas

Fans will be asked to arrive early and head straight to the gates after they arrive. After consulting with local and national health experts, there will be no tailgating or pregame activities allowed outside of the stadium. The stadium will have dedicated security crews throughout Nissan Stadium to enforce all Safe Stadium policies.

TITANS/OILERS ALL-TIME RECORD

	W	L	T
Regular Season:	451	475	6
Home	258	206	2
Road	193	269	4
As Titans (1999-present)	184	168	0
As Oilers (1960-1998)	267	307	6
Postseason:	17	21	0
Home	6	5	0
Road	11	15	0
Super Bowl (XXXIV)	0	1	0
As Titans (1999-present)	8	8	0
As Oilers (1960-1998)	9	13	0

All-time playoff appearances by the Oilers/Titans: 1960, 1961, 1962, 1967, 1969, 1978, 1979, 1980, 1987, 1988, 1989, 1990, 1991, 1992, 1993, 1999, 2000, 2002, 2003, 2007, 2008, 2017, 2019, 2020

All-time division titles by the Oilers/Titans: 1960, 1961, 1962, 1967, 1991, 1993, 2000, 2002, 2008, 2020

FIVE CONSECUTIVE WINNING SEASONS

With an 11-5 record during the 2020 regular season, the Titans recorded their fifth season with a winning record in five seasons since **Jon Robinson** was hired as general manager.

In the "Titans era" (1999–present), it marks the first time the team has had as many as three consecutive winning campaigns.

With their 2020 mark on top of their 9-7 marks every season from 2016 through 2019, the Titans built the third-longest active streak of winning seasons in the NFL.

Most current consecutive winning seasons:

Team	Total	Seasons
1. Seattle Seahawks	9	2012–2020
2. Kansas City Chiefs	8	2013–2020
3. Tennessee Titans	5	2016–2020
4. New Orleans Saints	4	2017–2020
Los Angeles Rams	4	2017–2020
Baltimore Ravens	4	2017–2020

WINNING IN THE AFC SOUTH

From 2017 through 2020, the Titans were 16-8 in games versus AFC South opponents. Their .667 winning percentage was the best in the division during that time period.

The Titans finished the 2020 regular season with a 5-1 record in the AFC South, tying (2017) for their second-best divisional record since the formation of the AFC South in 2002.

Best division winning percentage in the AFC South from 2017–2020:

Team	Wins	Losses	Ties	Win %
1. Tennessee Titans	16	8	0	.667
2. Indianapolis Colts	13	11	0	.542
3. Houston Texans	11	13	0	.458
4. Jacksonville Jaguars	8	16	0	.333

Best final division records for the Titans since the AFC South was formed in 2002:

Season	Wins	Losses	Win %
1. 2002	6	0	1.000
2. 2020	5	1	.833
2017	5	1	.833
3. 2008	4	2	.667
2003	4	2	.667
2006	4	2	.667
2007	4	2	.667
7. 2019	3	3	.500
2018	3	3	.500
2011	3	3	.500

TOP OFFENSES IN 2020

The 2020 Titans ranked among the NFL leaders in total offense (yards per game), rushing offense and scoring offense (points per game).

The Titans tied for second place in total offense (396.4 yards per game), which was the franchise's highest ranking since finishing second in 1991.

NFL's top-ranked total offenses in 2020 (yards per game):

Team	Tot Yards Per Game
1. Kansas City Chiefs	415.8
2. Tennessee Titans	396.4
Buffalo Bills	396.4
4. Minnesota Vikings	393.3
5. Green Bay Packers	389.0
6. Arizona Cardinals	384.6
7. Tampa Bay Buccaneers	384.1
8. Las Vegas Raiders	383.3
9. Los Angeles Chargers	382.1
10. Indianapolis Colts	378.1

NFL's top-ranked rushing offenses in 2020 (yards per game):

Team	Rush Yards Per Game
1. Baltimore Ravens	191.9
2. Tennessee Titans	168.1
3. Cleveland Browns	148.4
4. New England Patriots	146.6
5. Minnesota Vikings	142.7
6. New Orleans Saints	141.6
7. Arizona Cardinals	139.8
8. Green Bay Packers	132.4
9. Philadelphia Eagles	126.7
10. Los Angeles Rams	126.1

Most points per game in 2020:

Team	Points Per Game
1. Green Bay Packers	31.8
2. Buffalo Bills	31.3
3. Tampa Bay Buccaneers	30.8
4. Tennessee Titans	30.7
5. New Orleans Saints	30.1
6. Kansas City Chiefs	29.6
7. Baltimore Ravens	29.3
8. Seattle Seahawks	28.7
9. Indianapolis Colts	28.2
10. Las Vegas Raiders	27.1

YARDS PER PLAY, 2019–2020

Since the start of the 2019 season, the Titans rank second in the NFL in average net yards per offensive play.

The 2019 Titans finished the season with 5,805 total yards on 949 total plays. Their average of 6.12 yards per play was the fourth-best in the NFL. They finished fourth again in 2020, averaging 6.15 yards per play (1,031 plays, 6,343 yards).

Highest average yards per play since 2019:

Team	Yards Per Play
1. Kansas City Chiefs	6.26
2. Tennessee Titans	6.14
3. Houston Texans	6.03
4. Minnesota Vikings	5.99
Baltimore Ravens	5.99
6. Tampa Bay Buccaneers	5.95
7. Las Vegas Raiders	5.90
8. Dallas Cowboys	5.89
9. Green Bay Packers	5.85
10. San Francisco 49ers	5.84

TOUCHDOWNS FROM 2019–2020

Since the beginning of the 2019 season, the Titans rank second in the NFL in total touchdowns scored.

In 2020, the Titans finished with 62 total touchdowns, which ranked second in the NFL and second all-time for the franchise (66 in 1961).

Most total touchdowns from 2019 to 2020:

Team	Total Touchdowns
1. Baltimore Ravens	119
2. Tennessee Titans	116
3. Tampa Bay Buccaneers	113
4. New Orleans Saints	111
5. Green Bay Packers	110
6. Kansas City Chiefs	107
7. Seattle Seahawks	104
8. Minnesota Vikings	102
9. San Francisco 49ers	101
10. Buffalo Bills	95

RED ZONE SUCCESS SINCE 2019

Since the start of the 2019 season, the Titans have fielded the NFL's most efficient offense in the red zone. They had 82 touchdowns in 109 possessions inside their opponent's 20-yard line from 2019-20.

During the 2019 campaign, they scored touchdowns on 75.6 percent (34 of 45) of their drives inside the opponent's 20-yard line to lead the league. That was the third-best figure in the NFL since 1991 and the highest since the 2013 Denver Broncos (76.1 percent).

In 2020, their 75.0 percent rate in the red zone (48 of 64) ranked second to the Green Bay Packers (80.0 percent).

Top red zone offenses (touchdown percentage) from 2019–2020:

Team	Touchdowns	Drives	TD Pct.
1. Tennessee Titans	82	109	75.2%
2. Green Bay Packers	80	110	72.7%
3. Seattle Seahawks	79	116	68.1%
4. Tampa Bay Buccaneers	77	115	67.0%
5. New Orleans Saints	83	125	66.4%
6. Minnesota Vikings	76	115	66.1%
7. Cleveland Browns	68	103	66.0%
8. Baltimore Ravens	81	124	65.3%
9. Philadelphia Eagles	64	100	64.0%
10. Detroit Lions	60	95	63.2%

SCORING DEFENSE, 2018-20

The Titans defense allowed 18.9 points per game in 2018, which was the third-best average in the NFL. It was the Titans' lowest average points allowed since 2008 (14.6). The Titans surrendered 21 or fewer points in 10 of their 16 games in 2018, **Mike Vrabel's** first season as Titans head coach.

Since the beginning of the 2018 campaign, the Titans have allowed the eighth-fewest points in the NFL.

Fewest points allowed per game from 2018–2020:

Team	Points Allowed/Game
1. Baltimore Ravens	18.2
2. New England Patriots	18.8
3. Chicago Bears	19.8
4. Pittsburgh Steelers	20.3
5. Buffalo Bills	21.0
6. New Orleans Saints	21.5
7. Los Angeles Rams	21.8
8. Tennessee Titans	22.4
9. Indianapolis Colts	22.5
Green Bay Packers	22.5

LEAST PENALIZED TEAMS FROM 2018–2020

Under head coach **Mike Vrabel**, who was named to his current post in 2018, the Titans have been one of the NFL's least penalized teams.

From 2018-20, the Titans were called for the second-fewest total penalties in the NFL—267 total infractions. Only the New England Patriots (249) fared better.

In 2018, the Titans were called for only 82 penalties, leading the NFL and setting a team record for the lowest number in a 16-game season (since 1978, excluding strike-shortened 1982 and 1987 seasons). They received no more than four penalties in nine of their 16 games. The previous franchise record for fewest penalties in a 16-game season was 84 by the 1983 Oilers.

Fewest total penalties from 2018–2020:

Team	Penalties
1. New England Patriots	249
2. Tennessee Titans	267
3. Minnesota Vikings	270
4. Miami Dolphins	274
Carolina Panthers	274
6. Los Angeles Rams	285
New York Giants	285
8. Chicago Bears	288
9. Cincinnati Bengals	290
10. Green Bay Packers	292

TURNOVER DIFFERENTIAL

The Titans finished 2020 in first place in the NFL with a plus-11 turnover differential. They had a total of 23 takeaways and 12 giveaways.

Best turnover differential in 2020:

Team	Takeaways	Giveaways	Turnover Differential
1. Tennessee Titans	23	12	+11
2. Indianapolis Colts	25	15	+10
3. Pittsburgh Steelers	27	18	+9
New Orleans Saints	26	17	+9
Miami Dolphins	29	20	+9
6. Tampa Bay Buccaneers	25	17	+8
7. Green Bay Packers	18	11	+7
8. Kansas City Chiefs	22	16	+6
9. Cleveland Browns	21	16	+5
10. Seattle Seahawks	22	18	+4
Baltimore Ravens	22	18	+4
Buffalo Bills	26	22	+4

LIMITING TURNOVERS

The Titans enjoyed one of the best seasons in NFL history in limiting turnovers. They had only 12 turnovers through 16 games, which tied for the ninth-lowest number since the NFL went to a 16-game schedule in 1978.

Fewest turnovers in a season, 1978–2020:

Team	Season	Turnovers
1. New Orleans Saints	2019	8
2. San Francisco 49ers	2011	10
New England Patriots	2010	10
4. Green Bay Packers	2020	11
Seattle Seahawks	2018	11
Kansas City Chiefs	2017	11
New England Patriots	2016	11
Atlanta Falcons	2016	11
9. Tennessee Titans	2020	12
Kansas City Chiefs	1982	12
Buffalo Bills	2016	12
New England Patriots	2017	12

WINNING CLOSE GAMES

The Titans won their first three games of 2020 by a total of six points—a 16-14 victory at Denver followed by a 33-30 win against the Jaguars and a 31-30 win at Minnesota. They closed the season with a 41-38 win at Houston.

In 2019, with **Ryan Tannehill** piloting the offense, they earned a pair of three-point wins: 23-20 over the Los Angeles Chargers (Oct. 20) and 35-32 against the Kansas City Chiefs (Nov. 10).

Their six total wins in games decided by three points or less since the start of 2019 tied for the most in the NFL.

Most wins in games decided by three points or less, 2019–2020:

Team	Wins
1. Tennessee Titans	6
New Orleans Saints	6
Seattle Seahawks	6
Kansas City Chiefs	6
Houston Texans	6
6. Los Angeles Chargers	5
Detroit Lions	5
Cleveland Browns	5
9. (seven teams tied)	4

2020 OFFENSE/FRANCHISE HISTORY

The Titans offense finished at or near the top of the franchise charts in several major single-season categories, including first downs, net yards and points scored.

Most first downs in a season, franchise history:

Season	1st Downs
1. 2020	381
2. 1990	376
3. 1991	353
4. 1992	339
5. 1993	330

Most total net yards in a season, franchise history:

Season	Net Yards
1. 2020	6,343
2. 1961	6,288
3. 1990	6,222
4. 1991	5,987
5. 2019	5,805

Most total points in a season, franchise history:

Season	Points Scored
1. 1961	513
2. 2020	491
3. 2003	435
4. 1988	424
5. 1990	405

INDIVIDUAL 100-YARD RECEIVERS

The Titans had 11 individual 100-yard receiving games in 2020 to tie for the third-highest total in the NFL.

Wide receiver **Corey Davis** led the Titans with five 100-yard games, followed by fellow receiver **A.J. Brown** with four. Tight end **Anthony Firkser** and wide receiver **Kalif Raymond** also contributed 100-yard receiving efforts.

Most individual 100-yard receiving performances in 2020:

Team	Individual 100-Yard Receiving Games
1. Atlanta Falcons	13
Buffalo Bills	13
3. Tennessee Titans	11
Houston Texans	11
5. Minnesota Vikings	10
Carolina Panthers	10

Most individual 100-yard receiving games in a Titans/Oilers season:

Season	Individual 100-Yard Receiving Games
1. 1961	21
2. 2020	11
1964	11
1960	11
5. 1987	10

TITANS HIT TRIO OF BENCHMARKS

The 2020 Titans, who tied for second in the NFL in overall offense (396.4 yards per game), had 2,690 yards on the ground and 3,653 yards through the air for a total of 6,343 yards.

Having surrendered only 25 sacks in 16 games, the Titans ended up with their best finish since 2011 (24). They tied for sixth place in the NFL in fewest times sacked, and the number represented a 55.4 percent improvement from the 56 sacks they allowed in 2019.

Since the NFL went to a 16-game schedule in 1978, the Titans became the first team to register a season with 3,500 net passing yards and 2,500 net rushing yards while also allowing 25 or fewer sacks.

74 TOTAL PLAYERS IN 2020

In 2020, the Titans had a total of 74 players participate in at least one game. It was tied for the seventh-highest total in the NFL.

Since 1993, the Titans' 74 total participants in 2020 was the most for the franchise, topping the previous mark of 70 in 2014.

Highest total number of players participating in one or more games for the Titans/Oilers from 1993 to 2020:

Season	Players Appearing in a Game
1. 2020	74
2. 2014	70
3. 2019	69
4. 2012	64
5. 2015	63
2007	63

NFL teams with the highest total number of players participating in at least one game in 2020:

Team	Players Appearing in a Game
1. San Francisco 49ers	84
2. Philadelphia Eagles	81
Jacksonville Jaguars	81
4. New York Jets	80
5. Denver Broncos	75
Baltimore Ravens	75
7. Tennessee Titans	74
Detroit Lions	74
9. Dallas Cowboys	73
10. Seattle Seahawks	72

15 PLAYERS WITH A TAKEAWAY

In 2020, the Titans registered 15 interceptions and eight fumble recoveries. Fifteen different players contributed to their 23 total takeaways.

Malcolm Butler and **Amani Hooker** tied for the team lead with four interceptions each, while defensive tackle **Jeffery Simmons** had a team-high three defensive fumble recoveries and tied Washington's **Chase Young** for the NFL lead. Simmons was Tennessee's first player since linebacker **Brad Kassell** in 2005 to recover three opponent fumbles in a single campaign.

The Titans' count of 15 players with at least one takeaway was the highest number in the NFL.

Most players with at least one takeaway (interception or opponent's fumble recovery) in 2020:

Team	Players with at Least 1 Takeaway
1. Tennessee Titans	15
2. Philadelphia Eagles	14
Los Angeles Chargers	14
Washington Football Team	14
San Francisco 49ers	14
6. (seven teams tied)	13



TITANS QUARTERBACKS

No.	Name	Ht	Wt	Exp	College
17	Tannehill, Ryan	6-4	217	9	Texas A&M
5	Woodside, Logan	6-1	213	1	Toledo

#17 - QB RYAN TANNEHILL

6-4, 207, 9th Year (2nd with Titans), Texas A&M
[Click for complete bio](#)



Quarterback **Ryan Tannehill** is in his ninth NFL season and his second campaign with the Titans in 2020. He received a multi-year contract extension during the 2020 offseason.

In 2019, Tannehill took control as the team's starting quarterback in Week 7 and subsequently led the Titans to the playoffs and an appearance in the AFC championship game. In his 13 starts, including the regular season and playoffs, the Titans went 9-4.

Tannehill set single-season franchise records and led the NFL with a 117.5 passer rating and a passing average of 9.6 yards per attempt. His passer rating was the fourth-highest figure in NFL history among qualifiers. Additionally, he set a club record and placed third in the NFL with a 70.3 completion percentage.

Tannehill was named AFC Offensive Player of the Month for December 2019 and was named to his first career Pro Bowl. He also won the Associated Press Comeback Player of the Year Award.

Originally a first-round selection (eighth overall) by the Miami Dolphins in the 2012 NFL Draft, Tannehill was acquired by the Titans in a trade with the Dolphins on March 15, 2019. The Titans sent a 2019 seventh-round pick and a 2020 fourth-round selection to Miami in exchange for Tannehill and a 2019 sixth-rounder.

Over his seven seasons in Miami, he started 88 games, threw for 20,434 yards and 123 touchdowns, and rushed for 1,210 yards and six scores. When he left Miami, he ranked second in franchise history behind **Chad Pennington** in both career completion percentage (62.8) and career passer rating (87.0). He authored 13 game-winning drives for the Dolphins.

From 2012 through 2015, Tannehill's passing yardage total—15,460 yards—was the third highest mark in NFL history for a player's first four seasons, behind only **Peyton Manning** and **Dan Marino**. Tannehill's two 4,000-yard passing seasons (2015 and 2014) were the only ones recorded by a Dolphins quarterback other than Marino (six times). The Dolphins reached the playoffs in 2016, breaking an eight-year postseason drought.

A native of Big Spring, Texas, Tannehill attended Texas A&M, where he earned honorable mention All-America honors as a senior. He played both quarterback and wide receiver, passing for 5,450 yards and 42 touchdowns and adding 112 receptions for 1,596 yards and 10 scores.

2020 Notes:

➤ **At Denver (9/14)**, opened the season on Monday Night Football with a 97.9 passer rating after completing 29 of 43 passes for 249 yards with two touchdowns and no interceptions. He also rushed for 14 yards on three attempts. He registered his 17th career game-winning drive and his fourth as a member of the Titans. On the team's final drive, which ended with the go-ahead 25-yard field goal by Stephen Gostkowski, Tannehill completed five of seven attempts for 40 yards. His two touchdown passes included a one-yard pass to tight end MyCole Pruitt in the second quarter and a one-yard touchdown toss to tight end Jonnu Smith in the fourth quarter. He extended his streak to 11 consecutive regular season games with at least one touchdown pass and extended his streak to eight consecutive regular season games with at least two touchdown passes. His 43 passing attempts were his most in a game since Sept. 18, 2016 (45 vs. New England).

➤ **Against Jacksonville (9/20)**, registered his 100th career start in the regular season and recorded a 145.7 passer rating—the seventh best single-game passer rating in franchise history (minimum 20 attempts)—by completing 18 of 24 attempts for 239 yards with four touchdowns and

no interceptions. It was the best passer rating for the club since Marcus Mariota's 149.8 against Green Bay on Nov. 13, 2016. It was Tannehill's second-highest career passer rating in a game with a minimum of 20 attempts, topped only by his 155.3 against the Oakland Raiders on Sept. 23, 2018. He tied his career high with four touchdown passes, becoming the first Titans quarterback with four or more touchdown passes in a game since Mariota's 2016 performance against Green Bay. Tannehill's four touchdown passes against the Jaguars included a 13-yard pass to tight end Jonnu Smith and a nine-yard strike to wide receiver Corey Davis in the first quarter, a four-yard touchdown to Smith in the second quarter, and finally an 18-yard toss to wide receiver Adam Humphries in the third quarter. He registered his 18th career game with three or more touchdown passes and reached 150 career touchdown passes on his third touchdown pass of the day. He extended his career-best streak and set a franchise record with his ninth consecutive regular season game with at least two touchdown passes. Marcus Mariota established the previous team record with eight consecutive games in 2016 with two touchdown passes. He also extended his streak to 12 consecutive regular season games with at least one touchdown pass, the longest streak by a Titans quarterback since Steve McNair set the franchise record from 2001 to 2002 with 23 consecutive games with a touchdown pass. He posted his NFL-high 10th game with at least two touchdown passes and no interceptions since he stepped into the starting lineup for the Titans in Week 7 of 2019, including the regular season and postseason. Tannehill owns 27 such games in his career. He registered his 18th career game-winning drive and his fifth as a member of the Titans.

➤ **At Minnesota (9/27)**, completed 23 of 37 passes for 321 yards with one interception. He registered his 20th career 300-yard passing game and his first of 2020. He had three passes of more than 35 yards: a 44-yard completion to Kalif Raymond during the opening series, a 38-yard strike to Corey Davis in the third quarter and a 61-yard bomb to Raymond in the third quarter. He became the first NFL quarterback since Matt Ryan in 2015 with a game-winning drive in each of his team's first three games of a season, logging his 19th career game-winning drive and his sixth as a member of the Titans. He led the offense to eight total scoring drives, including five scoring drives in the second half.

➤ **Against Buffalo (10/13)**, completed 21 of 28 passes (75.0 percent) for 195 yards with three touchdowns and no interceptions. His passer rating of 129.3 was the ninth-best single-game mark of his career (minimum 20 attempts). He added 42 rushing yards, including a 10-yard rushing touchdown in the second quarter and a 23-yard run for a first down in the fourth quarter. He recorded the second game of his career with at least three passing touchdowns and at least one rushing touchdown, matching what he achieved as a member of the Miami Dolphins against the Denver Broncos on Nov. 23, 2014. His three touchdown passes included a 16-yard pass to A.J. Brown on his first attempt of the game, a four-yard touchdown pass to Jonnu Smith in the third quarter and a seven-yard toss to Smith in the fourth quarter.

➤ **Against Houston (10/18)**, completed 30 of 41 passes for 366 yards with four touchdowns and one interception for a passer rating of 122.6. His yardage total was the fifth-highest number of his career and his second-highest figure in a Titans uniform. His four touchdown passes tied a career high and included a seven-yard pass to tight end Anthony Firkser and a six-yard strike to wide receiver A.J. Brown in the first quarter, a 22-yard touchdown to wide receiver Adam Humphries in the second quarter, and finally a seven-yard toss to Brown in the fourth quarter. He helped lead the Titans back from a late deficit with his second touchdown pass to A.J. Brown



with four seconds remaining in the fourth quarter. The extra point tied the score at 36-36. During the game-tying two-minute drive, he completed eight of nine attempts for 76 yards. The Titans' overtime scoring drive registered as his 20th career game-winning drive and his seventh in a Titans uniform. It was his fourth game-winning drive of 2020. He completed his final 10 passes of the game in the fourth quarter and overtime. His 13 touchdown passes through five games tied for the second-highest total in franchise history through the first five games of a season, trailing only George Blanda, who holds the top spot for the franchise with 14 in 1962 and also had 13 in 1966. Tannehill's 364 passing yards ranked 11th for the franchise in its "Titans era" (since 1999). He registered his third career game with three touchdown passes in the first half. He was named FedEx Air Player of the Week for his performance.

➤ **Against Pittsburgh (10/25)**, completed 18 of 30 passes for 220 yards with two touchdowns and no interceptions for a passer rating of 104.9. His two touchdown passes included a five-yarder to Corey Davis in the second quarter and a 73-yarder to A.J. Brown in the third quarter. The latter tied for his fourth-longest career pass and his second-longest pass in a Titans

uniform. It was his third consecutive game with multiple touchdown passes and his fifth such outing in six contests in 2020. He made his 16th regular season start with the Titans since first appearing in the starting lineup against the Los Angeles Chargers on Oct. 20, 2019. In that span of time, he was 327-of-473 passing (69.1 percent) for 4,188 yards, 37 touchdowns, seven interceptions and a NFL-best passer rating of 116.5. His 116.5 passer rating was the best in NFL history by a player in his first 16 starts with a team (starts only), topping the 111.8 passer rating by Kansas City's Patrick Mahomes in his first 16 starts from 2017-18. He reached 160 career touchdown passes against Pittsburgh.

➤ **At Cincinnati (11/1)**, completed 18 of 30 passes for 233 yards and two touchdowns with one interception for a passer rating of 92.8. He recorded his fourth consecutive game with at least two touchdown passes and his sixth two-touchdown performance in 2020. His touchdowns included a nine-yard pass to A.J. Brown and a 12-yarder to Corey Davis. He matched his career high with two touchdown passes in the fourth quarter, achieving the feat the feat for the second time as a Titans starter. He had four completions of more than 20 yards, including passes of 27, 24 and 23 yards to Corey

Tannehill's 2020 Game-by-Game Statistics:

Date/Opp	W-L	G/S	Passing													Rushing				
			Att	Cmp	Pct	Yds	Yd/Att	TD	TD%	Int	Int%	Lg	Sack	Lost	Rate	Att	Yds	Avg	Lg	TD
9/14 at Den	W	QB	43	29	67.4	249	5.8	2	4.7	0	0.0	23	1	2	97.9	3	14	4.4	11	0
9/20 vs. Jax	W	QB	24	18	75.0	239	10.0	4	16.7	0	0.0	63	1	8	145.7	4	12	3.0	8	0
9/27 at Min	W	QB	37	23	62.2	321	8.7	0	0.0	1	2.7	61	1	11	78.8	4	9	2.3	10	0
10/13 vs. Buf	W	QB	28	21	75.0	195	7.0	3	10.7	0	0.0	20	0	0	129.3	4	42	10.5	23	1
10/18 vs. Hou	W	QB	41	30	73.2	366	8.9	4	9.8	1	2.4	53	2	26	122.6	0	0	-	-	0
10/25 vs. Pit	L	QB	30	18	60.0	220	7.3	2	6.7	0	0.0	73	2	10	104.9	2	5	2.5	4	0
11/1 at Cin	L	QB	30	18	60.0	233	7.8	2	6.7	1	3.3	27	1	10	92.8	2	20	10.0	15	0
11/8 vs. Chi	W	QB	21	10	47.6	158	7.5	2	9.5	0	0.0	40	3	22	104.9	3	3	1.0	5	0
11/12 vs. Ind	L	QB	27	15	55.6	147	5.4	1	3.7	0	0.0	21	1	10	83.4	2	9	4.5	5	0
11/22 at Bal	W	QB	31	22	71.0	259	8.4	2	6.5	1	3.2	50	2	16	104.1	4	35	8.8	21	0
11/29 at Ind	W	QB	22	13	59.1	221	10.0	1	4.5	0	0.0	69	1	1	108.3	2	3	1.5	2	1
12/6 vs. Cle	L	QB	45	29	64.4	389	8.6	3	6.7	1	2.2	43	3	20	104.8	0	0	-	-	0
12/13 at Jax	W	QB	24	19	79.2	212	8.8	2	8.3	0	0.0	37	1	7	131.3	0	0	-	-	0
12/20 vs. Det	W	QB	27	21	77.8	273	10.1	3	11.1	0	0.0	75	1	5	145.8	3	21	7.0	17	2
12/27 at GB	L	QB	24	11	45.8	121	5.0	1	4.2	2	8.3	19	2	17	40.5	3	55	18.3	45	1
1/3 at Hou	W	QB	27	18	66.7	216	8.0	1	3.7	0	0.0	52	2	12	103.3	7	38	5.4	11	2

Tannehill's Career Regular Season Statistics (2012-18 with Miami):

Year	G	S	Passing													Rushing				
			Att	Cmp	Pct	Yds	Yd/Att	TD	TD%	Int	Int%	Lg	Sack	Lost	Rate	Att	Yds	Avg	Lg	TD
2012	16	16	484	282	58.3	3,294	6.8	12	2.5	13	2.7	80	35	234	76.1	49	211	4.3	31	2
2013	16	16	588	355	60.4	3,913	6.7	24	4.1	17	2.9	67	58	399	81.7	40	238	6.0	48	1
2014	16	16	590	392	66.4	4,045	6.9	27	4.6	12	2.0	50	46	337	92.8	56	311	5.6	40	1
2015	16	16	586	363	61.9	4,208	7.2	24	4.1	12	2.0	54	45	420	88.7	32	141	4.4	28	1
2016	13	13	389	261	67.1	2,995	7.7	19	4.9	12	3.1	74	29	216	93.5	39	164	4.2	18	1
2017	0	0	Injured Reserve																	
2018	11	11	274	176	64.2	1,979	7.2	17	6.2	9	3.3	75	35	279	92.7	32	145	4.5	20	0
2019	12	10	286	201	70.3	2,742	9.6	22	7.7	6	2.1	91	31	212	117.5	43	185	4.3	25	4
2020	16	16	481	315	65.5	3,819	7.9	33	6.9	7	1.5	75	24	173	106.5	43	266	6.2	45	7
Totals	116	114	3,678	2,345	63.8	26,995	7.3	178	4.8	88	2.4	91	303	2,270	92.0	334	1,661	5.0	48	17

Tannehill's Career Postseason Statistics:

Year	G	S	Passing													Rushing				
			Att	Cmp	Pct	Yds	Yd/Att	TD	TD%	Int	Int%	Lg	Sack	Lost	Rate	Att	Yds	Avg	Lg	TD
2016	0	0	0	0	-	0	-	0	-	0	-	-	0	0	-	0	0	-	-	0
2019	3	3	60	36	60.0	369	6.2	5	8.3	1	1.7	45	5	40	98.5	13	35	2.7	9	1
Totals	3	3	60	36	60.0	369	6.2	5	8.3	1	1.7	45	5	40	98.5	13	35	2.7	9	1

Tannehill's Regular Season Single-Game Highs:

- Attempts** - 58 at N.Y. Jets (11/29/15)
- Completions** - 35 vs. Minnesota (12/21/14)
- Passing Yards** - 431 at Arizona (9/30/12)
- Touchdown Passes** - 4 (Four times, last vs. Houston, 10/18/20)
- Long Completion** - 91t at Oakland (12/8/19)
- Completion Percentage** - 79.3 vs. L.A. Chargers (10/20/19)
- Passer Rating** - 155.3 vs. Oakland (9/23/18)
- Rushing Attempts** - 8 (Twice, last at N.Y. Jets 9/16/18)
- Rushing Yards** - 56 at Pittsburgh (12/8/13)
- Long Rush** - 48 at Pittsburgh (12/8/13)
- Rushing Touchdowns** - 2 (Three times, last at Houston, 1/3/21)

Tannehill's Playoff Single-Game Highs:

- Attempts** - 31 at Kansas City (1/19/20)
- Completions** - 21 at Kansas City (1/19/20)
- Passing Yards** - 209 at Kansas City (1/19/20)
- Touchdown Passes** - 2 (Twice, last at Kansas City, 1/19/20)
- Long Completion** - 45t at Baltimore (1/11/20)
- Completion Percentage** - 67.7 at Kansas City (1/19/20)
- Passer Rating** - 108.1 at Kansas City (1/19/20)
- Rushing Attempts** - 6 at Baltimore (1/11/20)
- Rushing Yards** - 13 at Baltimore (1/11/20)
- Long Rush** - 9 at Baltimore (1/11/20)
- Rushing Touchdowns** - 1 at Baltimore (1/11/20)

Davis and 26 yards to Anthony Firkser. He added a pair of rushing first downs, including a 15-yard run on third-and-five.

➤ **Against Chicago (11/8)**, completed 10 of 21 passes for 158 yards and a pair of touchdowns for a passer rating of 104.9. He registered his fifth game of 2020 with a passer rating at or above 100.0. He reached the 25,000-yard career passing mark during the first quarter. In the first quarter, he found A.J. Brown for a 38-yard gain and found Brown again for a 40-yard touchdown in the second quarter. With a two-yard touchdown pass to Jonnu Smith, he notched his fifth consecutive game with at least two touchdown passes and his seventh two-touchdown performance in 2020. It was his 15th game passing for at least two touchdowns in 18 career starts with the Titans.

➤ **Against Indianapolis (11/12)**, completed 15 of 27 passes for 147 yards with one touchdown and no interceptions (83.4 passer rating). It was his 12th regular season performance in 19 total starts with the Titans in which he completed at least one touchdown pass without throwing an interception. He tossed a five-yard touchdown pass to D'Onta Foreman in the first quarter for his 20th touchdown of 2020, which ranked second in franchise history by a quarterback in the first nine games of a season. The only Titans/Oilers quarterback with more touchdown passes in the season's first nine games was George Blanda, who completed 21 in the Oilers' inaugural 1960 campaign. Tannehill joined Steve McNair (2003) as the only quarterbacks in franchise history to start each of the team's first nine games of a season and to have three or fewer interceptions in those games.

➤ **At Baltimore (11/22)**, completed 22 of 31 passes for 259 yards with two touchdowns and one interception in his 20th regular season start with the Titans. He was credited with his fifth game-winning drive of 2020 and his 21st career game-winning drive, completing all three of his passes for 36 total yards during the game-winning overtime series. He threw a one-yard touchdown pass to tight end Jonnu Smith in the first quarter and a 14-yard touchdown pass to wide receiver A.J. Brown in the fourth quarter to register his 17th performance in two seasons with the Titans with at least two touchdown passes. He completed a 50-yard pass to wide receiver Corey Davis in the third quarter to notch his fifth pass in 2020 of at least 50 yards and the 33rd such pass of his career. Tannehill also had a 22-yard completion to Davis and a 25-yard completion to A.J. Brown during a touchdown drive in the fourth quarter. He rushed for a two-point conversion late in the fourth quarter, registering his second career two-point conversion and his first since 2019. He added four rushing attempts for 35 yards, including a 21-yard run in the second quarter.

➤ **At Indianapolis (11/29)**, completed 13 of 22 passes for 221 yards and one touchdown. He completed a 69-yard touchdown pass to A.J. Brown in the first quarter, which tied for the ninth-longest pass of his career (eighth-longest touchdown pass). He rushed for a one-yard touchdown in the second quarter, recording his second touchdown run of the season and the 12th of his career. He registered his seventh career game (second in 2020) with at least one passing touchdown and at least one rushing touchdown. He converted a fourth-and-four and set up a touchdown on the next play with a 37-yard strike to Corey Davis in the second quarter.

➤ **Against Cleveland (12/6)**, completed 29 of 45 passes for 389 yards with three touchdowns and one interception for a passer rating of 104.8. He also rushed for his second two-point conversion of the season. He threw a 17-yard touchdown pass to Corey Davis in the second quarter, a 22-yard touchdown pass to MyCole Pruitt in the third quarter and an eight-yard touchdown pass to Cameron Batson in the fourth quarter. It was the 21st game of his career and his fourth game in 2020 with at least three touchdown passes. He registered his 18th performance in two seasons with the Titans with at least two touchdown passes (ninth of 2020). He tied for fourth place in franchise history with 26 touchdown passes in 2020. The only players in team annals with as many were George Blanda (36 in 1961; 27 in 1962), Warren Moon (33 in 1990) and Marcus Mariota (26 in 2016). His 389 passing yards accounted for the fourth-highest total of his career and his second-highest total with the Titans (391 at Oakland on Dec. 8, 2019).

➤ **At Jacksonville (12/13)**, completed 19 of 24 passes for 212 yards and two touchdowns without throwing an interception. His 131.2 passer rating was the sixth-highest mark of his career in a qualifying game (minimum 20 attempts). He recorded his 10th consecutive game with at least one touchdown pass, completing a 37-yard touchdown pass to A.J. Brown in the first quarter and a five-yard touchdown pass to Geoff Swaim in the third quarter. It was his 19th performance in two seasons with the Titans in which he had at least two touchdown passes. He posted his 10th multi-touchdown game of 2020. He improved his season total to 28 touchdown passes, a career high and the most by a player in the team's "Titans era" (since 1999). Tied the franchise record he established in 2019 (Nov. 10–Dec. 8, 2019) with four consecutive starts with a 100.0 or better passer rating.

Additionally, his ninth start of the season in which he posted a triple-digit passer rating broke his own franchise record of eight such performances in 2019. On his first pass of the game, a 13-yard completion to tight end Geoff Swaim, he passed the 3,000-yard passing mark for the fifth time in his career and for the first time since 2015.

➤ **Against Detroit (12/20)**, registered the first game of his career with five combined passing and rushing touchdowns. He completed 21 of 27 passes for 273 yards, three touchdowns and no interceptions, while also rushing for 21 yards and two touchdowns on three attempts. It marked the 12th occasion in franchise history in which a quarterback accounted for five total touchdowns, and it was the first time since Billy Volek passed for four touchdowns and rushed for another score at Oakland on Dec. 19, 2004. His 145.8 passer rating was the second best of his career in a qualifying game (min. 20 attempts) and his best in a Titans uniform. His passer rating also ranked seventh in Titans/Oilers history among qualifiers and was the best individual passer rating since Marcus Mariota's 147.7 at Houston on Nov. 26, 2018. He joined Michael Vick (Nov. 15, 2010) and Jack Kemp (Dec. 4, 1960) as the only players in NFL history with at least three passing touchdowns, at least two rushing touchdowns and a 145.8 or higher passer rating in a single game. Tannehill connected with Corey Davis for a 75-yard touchdown pass in the first quarter for his longest pass of the season, which also tied for the third-longest pass of his career. He added touchdown passes in the fourth quarter of two yards to A.J. Brown and three yards to Darrynton Evans. He tied his career high with two rushing touchdowns, scoring on a 17-yard run in the second quarter and on a three-yard run in the fourth quarter. He tied his career high, set in 2019, with his fourth rushing touchdown of the season, which also gave him 14 career rushing touchdowns. His 17-yarder qualified as the second-longest rushing touchdown of his career. He became the NFL's first player to record 250-plus passing yards, at least three passing touchdowns and at least two rushing touchdowns in a game since Drew Brees achieved the feat against the Atlanta Falcons on Sept. 23, 2018. Tannehill became the third player in franchise history to pass for 30 touchdowns in a season (36 by George Blanda in 1961; 33 by Warren Moon in 1990). He set a franchise record with his fifth consecutive game with a passer rating of at least 100.0, breaking the record he established in 2019.

➤ **At Green Bay (12/27)**, completed 11 of 24 passes for 121 yards with one touchdown and two interceptions. He completed a 12-yard touchdown pass to Jonnu Smith in the second quarter to register his 12th consecutive game with a touchdown pass. He added 55 rushing yards on three attempts, including a 45-yard touchdown in the third quarter that gave him a career-high five rushing touchdowns on the season, topping the four rushing touchdowns he had in 2019. His 45-yard touchdown run was the third-longest rushing touchdown by any quarterback in 2020 through Week 16, and it was the longest rushing touchdown by a Titans quarterback since Marcus Mariota's 87-yarder against Jacksonville on Dec. 6, 2015. He logged his second consecutive game with at least one passing touchdown and at least one rushing touchdown and his ninth career game accomplishing the feat. With his 32nd passing touchdown and his fifth rushing touchdown combining for 37 total touchdowns, he established a new single-season franchise record for total combined touchdowns. The previous club mark was held by George Blanda, who had 36 (all passing) in 1961.

➤ **At Houston (1/3)**, completed 18 of 27 passes for 216 yards and a touchdown without throwing an interception. His 103.3 passer rating gave him 11 games in 2020 with a passer rating of at least 100.0. He added seven rushing attempts for 38 yards and two touchdowns, crossing the goal line on a pair of five-yard runs in the second half. His two rushing touchdowns tied his career high and gave him five rushing touchdowns in a three-game span. It increased his career high to seven total rushing touchdowns in 2020, the most by a Titans quarterback since Vince Young had seven in 2006. With his 33rd touchdown pass of 2020, a four-yarder to A.J. Brown in the second quarter, he tied Warren Moon (33 in 1990) for second place on the franchise's single-season passing touchdown list. Only George Blanda (36 in 1961) had more touchdown passes in a season in team annals. With 3,819 passing yards in 2020, he moved into third place on the franchise single-season passing list. Tannehill set a franchise record with 40 combined passing touchdowns (33) and rushing touchdowns (seven) in a season. Hit total tied for the fifth-most in the NFL in 2020. He joined Josh Allen (2020), Lamar Jackson (2019), Cam Newton (2015), Daunte Culpepper (2000) and Steve Young (1994) as the only players in NFL history with at least 33 passing touchdowns and at least seven rushing touchdowns in the same season. He finished the regular season with at least one touchdown pass in 13 consecutive games. He registered his 22nd career game-winning drive, completing a 52-yard pass to Brown with 10 seconds remaining in the fourth quarter to set up the game-winning field goal by Sam Sloman. It was his sixth game-winning drive of 2020 and his ninth game-winning drive in as a member of the Titans.

2020 NFL PASSING LEADERS

Ryan Tannehill finished among the 2020 NFL passing leaders in several categories.

Highest passer rating in 2020 (qualifiers only):

Player	Team	Passer Rating
1. Aaron Rodgers	Green Bay Packers	121.5
2. Deshaun Watson	Houston Texans	112.4
3. Patrick Mahomes	Kansas City Chiefs	108.2
4. Josh Allen	Buffalo Bills	107.2
5. Ryan Tannehill	Tennessee Titans	106.5
6. Drew Brees	New Orleans Saints	106.4
7. Russell Wilson	Seattle Seahawks	105.1
8. Kirk Cousins	Minnesota Vikings	105.0
9. Tom Brady	Tampa Bay Buccaneers	102.2
10. Derek Carr	Las Vegas Raiders	101.4

Most touchdown passes in 2020:

Player	Team	TD Passes
1. Aaron Rodgers	Green Bay Packers	48
2. Russell Wilson	Seattle Seahawks	40
Tom Brady	Tampa Bay Buccaneers	40
4. Patrick Mahomes	Kansas City Chiefs	38
5. Josh Allen	Buffalo Bills	37
6. Kirk Cousins	Minnesota Vikings	35
7. Ryan Tannehill	Tennessee Titans	33
Deshaun Watson	Houston Texans	33
Ben Roethlisberger	Pittsburgh Steelers	33
10. Justin Herbert	Los Angeles Chargers	31

Highest passing average in 2020 (yards per attempt):

Player	Team	Yards/Att
1. Deshaun Watson	Houston Texans	8.9
2. Kirk Cousins	Minnesota Vikings	8.3
3. Aaron Rodgers	Green Bay Packers	8.2
4. Patrick Mahomes	Kansas City Chiefs	8.1
5. Josh Allen	Buffalo Bills	7.9
Ryan Tannehill	Tennessee Titans	7.9
Derek Carr	Las Vegas Raiders	7.9
8. Ryan Fitzpatrick	Miami Dolphins	7.8
9. Matthew Stafford	Detroit Lions	7.7
Philip Rivers	Indianapolis Colts	7.7

Highest touchdown-to-interception ratio in 2020:

Player	Team	TDs per INT
1. Aaron Rodgers	Green Bay Packers	9.60
2. Patrick Mahomes	Kansas City Chiefs	6.33
3. Ryan Tannehill	Tennessee Titans	4.71
Deshaun Watson	Houston Texans	4.71
5. Drew Brees	New Orleans Saints	4.00
6. Josh Allen	Buffalo Bills	3.70
7. Tom Brady	Tampa Bay Buccaneers	3.33
8. Ben Roethlisberger	Pittsburgh Steelers	3.30
9. Baker Mayfield	Cleveland Browns	3.25
10. Gardner Minshew	Jacksonville Jaguars	3.20

SINGLE-SEASON FRANCHISE RECORDS

Ryan Tannehill enjoyed one of the finest statistical passing seasons of any quarterback in Titans/Oilers franchise history in 2020. He concluded the season ranked among the franchise greats in several passing categories, including yards and touchdowns.

Prior to 2020, Tannehill's 2019 totals included 2,742 yards, 22 touchdowns and six interceptions on 201-of-286 passing. His passer rating of 117.5 ranked first in the NFL and was one of three major single-season passing records he set for the franchise. He also established new benchmarks for completion percentage (70.3) and passing average (9.6).

Single-season passing yardage leaders, franchise history:

Player	Season	Pass Yards
1. Warren Moon	1991	4,690
2. Warren Moon	1990	4,689
3. Ryan Tannehill	2020	3,819
4. Warren Moon	1989	3,631
5. Matt Hasselbeck	2011	3,571

Single-season touchdown pass leaders, franchise history:

Player	Season	TD Passes
1. George Blanda	1961	36
2. Ryan Tannehill	2020	33
Warren Moon	1990	33
4. George Blanda	1962	27
5. Marcus Mariota	2016	26

Single-season passer rating leaders, franchise history:

Player	Season	Rating
1. Ryan Tannehill	2019	117.5
2. Ryan Tannehill	2020	106.5
3. Steve McNair	2003	100.4
4. Warren Moon	1990	96.8
5. Marcus Mariota	2016	95.6

Single-season completion percentage leaders, franchise history:

Player	Season	Comp Pct
1. Ryan Tannehill	2019	70.3
2. Marcus Mariota	2018	68.9
3. Cody Carlson	1992	65.6
4. Ryan Tannehill	2020	65.5
5. Warren Moon	1992	64.7

Single-season passing average leaders (yards per attempt), franchise history:

Player	Season	Yards/Att
1. Ryan Tannehill	2019	9.6
2. George Blanda	1961	9.2
3. Steve McNair	2003	8.0
Warren Moon	1990	8.0
5. Ryan Tannehill	2020	7.9
Warren Moon	1988	7.9

Single-season combined passing and rushing touchdown leaders, franchise history:

Player	Season	Pass + Rush TD
1. Ryan Tannehill	2020	40
2. George Blanda	1961	36
3. Warren Moon	1990	35
4. Steve McNair	2003	28
Marcus Mariota	2016	28
George Blanda	1960	28

TANNEHILL'S CAREER 300-YARD PASSING GAMES

Date	Opp	W/L	Att	Cmp	Pct	Yds	TD	Int	Rtg
9/30/12	at Arizona	L	41	26	63.4	431	1	2	86.5
12/21/14	Minnesota	W	47	35	74.5	396	4	1	118.7
12/8/19	at Oakland	W	27	21	77.8	391	3	1	140.4
12/6/20	Cleveland	L	45	29	64.4	389	3	1	104.8
9/18/16	at New England	L	45	32	71.1	387	2	2	93.5
10/18/20	Houston	W	41	30	73.2	366	4	1	122.6
9/20/15	at Jacksonville	L	44	30	68.2	359	2	0	108.0
11/29/15	at N.Y. Jets	L	58	33	56.9	351	3	1	84.8
1/3/16	New England	W	38	25	65.8	350	2	0	112.8
12/14/14	at New England	L	47	29	61.7	346	1	2	73.5
11/3/19	at Carolina	L	39	27	69.2	331	1	2	82.3
12/1/13	at N.Y. Jets	W	43	28	65.1	331	2	1	94.2
12/27/15	Indianapolis	L	38	26	68.4	329	0	1	84.2
9/27/20	at Minnesota	W	37	23	62.2	321	0	1	78.8
9/25/16	Cleveland	W	39	25	64.1	319	3	2	93.9
9/15/13	at Indianapolis	W	34	23	67.6	319	1	0	107.4
10/20/19	L.A. Chargers	W	29	23	79.3	312	2	1	120.1
12/15/13	New England	W	37	25	67.6	312	3	0	120.6
11/24/13	Carolina	L	42	28	66.7	310	1	1	86.4
11/8/15	at Buffalo	L	35	26	74.3	307	0	0	100.5
10/6/13	Baltimore	L	40	21	52.5	307	1	0	86.1
10/29/15	at New England	L	44	28	63.6	300	0	2	64.6

A NEW START

Since **Ryan Tannehill's** first start with the Titans, which took place Oct. 20, 2019 against the Los Angeles Chargers, he has been one of the NFL's passing leaders in several categories. He ranks second in the NFL in that time period in passer rating.

Highest passer rating since Ryan Tannehill became the Titans starter in Week 7 of 2019 (minimum 224 attempts):

Player	Att	Cmp	Pct	Yds	TD	Int	Rating
1. Drew Brees	720	521	72.4	5,513	49	8	112.3
2. Aaron Rodgers	876	588	67.1	6,711	66	7	111.7
3. Ryan Tannehill	751	503	67.0	6,417	55	12	111.3
4. Lamar Jackson	582	380	65.3	4,377	51	10	109.9
5. Kirk Cousins	805	548	68.1	6,494	52	16	105.7
6. Patrick Mahomes	842	562	66.7	6,667	50	10	105.5
7. Deshaun Watson	838	575	68.6	7,031	47	16	105.0
8. Derek Carr	869	591	68.0	7,040	42	14	101.9
9. Russell Wilson	885	588	66.4	6,618	57	18	101.6
Josh Allen	870	565	64.9	6,511	52	12	101.6

TEAM SINGLE-GAME PASSER RATING

On Dec. 20, 2020, **Ryan Tannehill** recorded at 145.8 passer rating against the Detroit Lions. It qualified as the seventh best single-game passer rating in franchise history (minimum 20 attempts) and was Tannehill's second-highest passer rating in a qualifying game (155.3 vs. Oakland on Sept. 23, 2018).

On Sept. 20, 2020, Tannehill posted a 145.7 passer rating against the Jacksonville Jaguars that at the time ranked seventh in team history.

Highest single-game passer ratings in franchise history (min. 20 attempts):

Player	Opp	Date	Att	Cmp	Yds	TD	Int	Rtg
1. Chris Chandler	at Cin	9/24/95	26	23	352	4	0	158.3
2. Marcus Mariota	GB	11/13/16	26	19	295	4	0	149.8
3. Marcus Mariota	Jax	10/27/16	22	18	270	2	0	148.1
4. Marcus Mariota	at Hou	11/26/18	23	22	303	2	0	147.7
5. Steve McNair	Hou	10/12/03	27	18	421	3	0	146.8
6. Warren Moon	at Cle	11/18/90	32	24	322	5	0	146.1
7. Ryan Tannehill	Det	12/20/20	27	21	273	3	0	145.8
8. Ryan Tannehill	Jax	9/20/20	24	18	239	4	0	145.7
9. Warren Moon	Buf	11/26/90	22	16	300	2	0	145.1
10. Chris Chandler	Den	11/26/95	26	18	280	3	0	143.1

LEADING VETERAN QBS ON NEW TEAMS

In 2019, **Ryan Tannehill** set a new standard for veteran quarterbacks in their first year with a new team. Tannehill, who was acquired in a trade after seven years with the Miami Dolphins, had a passer rating of 117.5. No quarterback has ever finished with a passer rating that high in his first season with a new team after playing at least one year with another team.

Brett Favre held the distinction until 2019. In 2009, Favre's 107.2 passer rating with the Minnesota Vikings became the best figure in league annals by a veteran in his first campaign with a new club.

Highest passer rating in a veteran's first season with a new team:

Player	Season	New Team	Former Team	Rating
1. Ryan Tannehill	2019	Tennessee	Miami	117.5
2. Brett Favre	2009	Minnesota	N.Y. Jets	107.2
3. Peyton Manning	2012	Denver	Indianapolis	105.8
4. Vinny Testaverde	1998	N.Y. Jets	Baltimore	101.6
5. Kirk Cousins	2018	Minnesota	Washington	99.7
6. Tyrod Taylor	2015	Buffalo	Baltimore	99.4
7. Sam Bradford	2016	Minnesota	Philadelphia	99.3
8. Len Dawson	1962	Dallas Texans	Cleveland	98.3
Case Keenum	2017	Minnesota	L.A. Rams	98.3
10. Brian Griese	2004	Tampa Bay	Miami	97.5

2019 NFL PASSING LEADERS

Ryan Tannehill led the NFL in 2019 with a 117.5 passer rating and a 9.6-yard passing average. He also placed third in completion percentage (70.3) and second in touchdown percentage (7.7).

Tannehill became the organization's only quarterback other than **Steve McNair** in 2003 to lead the NFL in passer rating. New Orleans' **Drew Brees** finished in second place behind Tannehill with a 116.3 passer rating.

Highest passer rating in 2019 (qualifiers only):

Player	Team	Passer Rating
1. Ryan Tannehill	Tennessee Titans	117.5
2. Drew Brees	New Orleans Saints	116.3
3. Lamar Jackson	Baltimore Ravens	113.3
4. Kirk Cousins	Minnesota Vikings	107.4
5. Russell Wilson	Seattle Seahawks	106.3
6. Matthew Stafford	Detroit Lions	106.0
7. Patrick Mahomes	Kansas City Chiefs	105.3
8. Jimmy Garoppolo	San Francisco 49ers	102.0
9. Derek Carr	Oakland Raiders	100.8
10. Dak Prescott	Dallas Cowboys	99.7



Highest completion percentage in 2019 (qualifiers only):

Player	Team	Comp. Pct.
1. Drew Brees	New Orleans Saints	74.3
2. Derek Carr	Oakland Raiders	70.4
3. Ryan Tannehill	Tennessee Titans	70.3
4. Kirk Cousins	Minnesota Vikings	69.1
Jimmy Garoppolo	San Francisco 49ers	69.1
6. Deshaun Watson	Houston Texans	67.3
7. Matt Ryan	Atlanta Falcons	66.2
8. Russell Wilson	Seattle Seahawks	66.1
Lamar Jackson	Baltimore Ravens	66.1
10. Philip Rivers	Los Angeles Chargers	66.0

Highest passing average in 2019 (yards per attempt; qualifiers only):

Player	Team	Yards/Att.
1. Ryan Tannehill	Tennessee Titans	9.6
2. Matthew Stafford	Detroit Lions	8.6
3. Jimmy Garoppolo	San Francisco 49ers	8.4
4. Patrick Mahomes	Kansas City Chiefs	8.3
5. Dak Prescott	Dallas Cowboys	8.2
Jameis Winston	Tampa Bay Buccaneers	8.2
7. Kirk Cousins	Minnesota Vikings	8.1
8. Russell Wilson	Seattle Seahawks	8.0
9. Derek Carr	Oakland Raiders	7.9
Drew Brees	New Orleans Saints	7.9

Highest touchdown percentage in 2019 (qualifiers only):

Player	Team	TD Pct.
1. Lamar Jackson	Baltimore Ravens	9.0
2. Ryan Tannehill	Tennessee Titans	7.7
3. Drew Brees	New Orleans Saints	7.1
4. Matthew Stafford	Detroit Lions	6.5
5. Russell Wilson	Seattle Seahawks	6.0
6. Kirk Cousins	Minnesota Vikings	5.9
7. Jimmy Garoppolo	San Francisco 49ers	5.7
8. Patrick Mahomes	Kansas City Chiefs	5.4
9. Jameis Winston	Tampa Bay Buccaneers	5.3
Deshaun Watson	Houston Texans	5.3

RYAN TANNEHILL'S STARTING RECORD WHEN ...

Record When Tannehill	2020	Titans Totals 2019-20	Career Regular Season	Career Playoffs
Starts at quarterback	11-5	18-8	60-54	2-1
Starts vs. division opponents	5-1	8-2	21-21	0-0
Passes for 300 or more yards	2-1	4-2	10-12	0-0
Completes 1 or more TD passes	10-5	17-8	54-39	2-1
Completes 2 or more TD passes	8-3	15-5	42-17	1-1
Completes 3 or more TD passes	4-1	6-2	17-5	0-0
Starts and passes for no INTs	8-2	13-3	38-18	1-1
Completes 70.0% of his passes	6-0	10-0	29-5	0-0
Has a passer rating of 80.0+	10-4	17-7	54-27	1-1
Has a passer rating of 90.0+	10-3	17-5	49-13	1-1
Has a passer rating of 100.0+	9-2	16-3	34-7	1-1
Sacked 0 times	1-0	3-0	6-3	0-0
Rushes for 1 or more TDs	4-1	5-3	7-7	1-0
Rushes for 2 or more TDs	2-0	3-0	3-0	0-0
Rushes and Passes for 1 TD	4-1	5-3	6-4	1-0

SINGLE-SEASON NFL LEADERS

Ryan Tannehill established the fourth-highest single-season passer rating in NFL history in 2019. His 117.5 passer rating is surpassed in league annals by only **Aaron Rodgers'** 122.5 passer rating in 2011, **Peyton Manning's** 121.1 in 2004 and **Nick Foles'** 119.2 in 2013. Meanwhile, his 9.6-yard passing average tied for eighth in NFL annals.

NFL all-time single-season passer rating leaders (through 2019):

Player	Team	Season	Rating
1. Aaron Rodgers	Green Bay Packers	2011	122.5
2. Peyton Manning	Indianapolis Colts	2004	121.1
3. Nick Foles	Philadelphia Eagles	2013	119.2
4. Ryan Tannehill	Tennessee Titans	2019	117.5
5. Tom Brady	New England Patriots	2007	117.2
6. Matt Ryan	Atlanta Falcons	2016	117.1
7. Drew Brees	New Orleans Saints	2019	116.3
8. Drew Brees	New Orleans Saints	2018	115.7
9. Peyton Manning	Denver Broncos	2013	115.1
10. Patrick Mahomes	Kansas City Chiefs	2018	113.8

NFL all-time single-season passing average leaders (through 2019):

Player	Team	Season	Yds/Att
1. Sid Luckman	Chicago Bears	1943	10.9
2. Otto Graham	Cleveland Browns	1953	10.6
3. Otto Graham	Cleveland Browns	1947	10.2
4. Norm Van Brocklin	Los Angeles Rams	1954	10.1
5. Ed Brown	Chicago Bears	1956	9.9
Kurt Warner	St. Louis Rams	2000	9.9
7. Otto Graham	Cleveland Browns	1949	9.8
8. Chris Chandler	Atlanta Falcons	1998	9.6
Ryan Fitzpatrick	Tampa Bay Buccaneers	2018	9.6
Ryan Tannehill	Tennessee Titans	2019	9.6

BAUGH, MONTANA & TANNEHILL

During the 2019 season, Titans quarterback **Ryan Tannehill** accomplished a statistical feat only reached previously by a pair of Pro Football Hall of Fame quarterbacks.

Tannehill's season statistics included a 70.3 completion percentage and an average of 9.6 yards per passing attempt.

In the history of the NFL, only two previous qualifying passers have enjoyed a season in which they completed at least 70.0 percent of their passes and averaged at least 9.0 yards per attempt: **Sammy Baugh** and **Joe Montana**.

Montana led the San Francisco 49ers to a Super Bowl XXIV title and won the NFL MVP award following a 1989 season in which he completed 70.2 percent of his passes (271 of 386) and averaged 9.1 yards per attempt (3,521 yards).

Baugh directed the Washington Redskins to the NFL Championship game in 1945, while completing 70.3 percent of his passes (128 of 182) and averaging 9.2 yards per attempt (1,669 yards).

Players in NFL history (through 2019) with a completion rate of at least 70.0 percent and a passing average of at least 9.0 yards per attempt (qualifiers only):

Player	Team	Year	Comp %	Yards/Att
Ryan Tannehill	Tennessee	2019	70.3	9.6
Joe Montana	San Francisco	1989	70.2	9.1
Sammy Baugh	Washington	1945	70.3	9.2

RYAN TANNEHILL'S GAME-WINNING DRIVES

In his NFL career, quarterback **Ryan Tannehill** has led 22 game-winning drives in the fourth quarter or overtime, including the regular season and postseason. That includes three games in 2019, his first season with the Titans: a 23-20 win against the Los Angeles Chargers in his first start with the team (10/20), a 27-23 victory against the Tampa Bay Buccaneers (10/27) and a 35-32 win against the Kansas City Chiefs (11/10). He has six such performances in 2020—at Denver (9/14), against Jacksonville (9/20), at Minnesota (9/27), against Houston (10/18), at Baltimore (11/22) and at Houston (1/3).

Per the Elias Sports Bureau, a game-winning drive is defined as when a quarterback's team scores on an offensive possession to put the team ahead (whether tied or from behind) for good in the fourth quarter or overtime.

Ryan Tannehill's game-winning drives:

Date/Opp.	Largest 4th Qtr Deficit/Tie	Score, Start of Drive	Drive Start	Tannehill's Drive Stats (Att-Cmp-Yds, TD, Rushing)	Drive Totals	Drive End	Game-Winning Scoring Play	Final Score
Dolphins Career:								
11/25/12 at Sea	14-21	21-21	1:32	4-3-51, 0 TD, 1 rush for 15 yds	7-65-1:32	0:00	D. Carpenter 43-yard FG	24-21
9/22/13 vs. Atl	20-23	20-23	4:46	12-9-69, 1 TD, 0 rushes	13-75-4:08	0:38	Tannehill 1-yard pass to D. Sims	27-23
12/8/13 at Pit	24-28	24-28	4:31	3-3-25, 1 TD, 0 rushes	4-80-1:38	2:53	Tannehill 12-yard pass to C. Clay	34-28
12/15/13 vs. NE	17-20	17-20	4:07	8-6-66, 1 TD, 0 rushes	9-60-2:52	1:15	Tannehill 14-yard pass to M. Thigpen	24-20
12/1/14 at NYJ	6-13	13-13	5:42	5-4-43, 0 TD, 0 rushes	9-57-3:45	1:57	C. Sturgis 26-yard FG	16-13
11/15/15 at Phi	13-16	13-16	3:09 (3rd Q)	3-3-62, 1 TD, 0 rushes	7-87-3:14	14:55	Tannehill 4-yard pass to J. Landry	20-19
1/3/16 vs. NE	10-10	10-10	9:50	4-4-77, 1 TD, 0 rushes	6-82-2:52	6:58	Tannehill 2-yard pass to J. Cameron	20-10
9/25/16 vs. Cle	24-24	24-24	9:39 (OT)	1-1-32, 0 TD, 0 rushes	3-44-1:13	8:26	J. Ajayi 11-yard run	30-24
10/23/16 vs. Buf	14-17	14-17	7:45	1-1-18, 0 TD, 0 rushes	6-64-3:49	3:56	D. Williams 12-yard run	28-25
11/20/16 at LAR	0-10	7-10	2:11	5-5-53, 1 TD, 0 rushes	7-75-1:35	0:36	Tannehill 9-yard pass to D. Parker	14-10
9/23/18 vs. Oak	14-17	14-17	8:06	0-0-0, 0 TD, 1 rush for 18 yds	2-70-0:48	7:18	A. Wilson end around 52-yard pass to J. Grant	28-20
12/2/18 vs. Buf	14-17	14-17	12:00	3-3-25, 1 TD, 0 rushes	6-75-3:18	8:42	Tannehill 13-yard pass to K. Stillis	21-17
12/9/18 vs. NE	28-33	28-33	0:07	1-1-69, 1 TD, 0 rushes	1-69-0:07	0:00	K. Drake 69-yard pass play by R. Tannehill	34-33
Titans Career:								
10/20/19 vs. LAC	10-10	10-10	5:20 (3rd Q)	8-6-76, 1 TD, 1 rush for 2 yds	14-85-7:09	13:11	Tannehill 5-yard pass to T. Sharpe	23-20
10/27/19 vs. TB	20-23	20-23	13:49	11-9-85, 1 TD, 0 rushes	12-90-6:54	6:55	Tannehill 8-yard pass to A. Brown	27-23
11/10/19 vs. KC	20-29	27-32	1:21	3-2-43, 1 TD, 1 rush for 18 yds	4-61-0:58	14:37	Tannehill 23-yard pass to A. Humphries	35-32
9/14/20 at Den	13-14	13-14	3:05	7-5-40, 0 TD, 0 rushes	12-83-2:48	0:17	Gostkowski 25-yard FG	16-14
9/20/20 vs. Jax	30-30	30-30	3:29	2-4-10, 0 TD, 0 rushes	8-29-1:53	1:36	Gostkowski 49-yard FG	33-30
9/27/20 at Min	25-30	28-30	3:42	4-5-34, 0 TD, 0 rushes	9-44-1:58	1:44	Gostkowski 55-yard FG	31-30
10/18/20 vs. Hou	29-36	36-36	10:00 (OT)	2-2-55, 0 TD, 0 rushes	6-82-3:30	6:30	Henry 5-yard run	42-36
11/22/20 at Bal	13-21	24-24	7:58 (OT)	3-3-36, 0 TD, 0 rushes	6-73-2:37	5:21	Henry 29-yard run	30-24
1/3/21 at Hou	31-35	38-38	0:18	1-1-52, 0 TD, 0 rushes	3-56-0:18	0:00	Sloman 37-yard FG	41-38

2 TD PASSES W/ LESS THAN 2 INTS

To end the 2019 regular season, **Ryan Tannehill** completed multiple touchdown passes for seven consecutive games, one game shy of **Marcus Mariota's** 2016 franchise record of eight consecutive games with multiple touchdown passes.

However, Tannehill did establish a franchise benchmark in his final seven contests for most consecutive games with multiple touchdown passes and fewer than two interceptions. Over those seven games, he had two total interceptions—one each on Dec. 8 (at Oakland) and Dec. 15 (vs. Houston)—to go along with 19 touchdown passes and a 129.8 passer rating.

Most consecutive games in a season in franchise history with multiple touchdown passes and fewer than two interceptions:

Player	Season	Consec. Games
1. Ryan Tannehill	2019	7
2. Ryan Tannehill	2020	5
3. Marcus Mariota	2016	4
Warren Moon	1990	4
4. (multiple tied)		3

Tannehill's streak was the best in the NFL in 2019. **Drew Brees**, **Kirk Cousins** and **Jacoby Brissett** had runs of four consecutive games with multiple touchdown passes and fewer than two interceptions, tying for second.

Most consecutive games in 2019 with multiple touchdown passes and fewer than two interceptions:

Player	Team	Consec. Games
1. Ryan Tannehill	Tennessee Titans	7
2. Drew Brees	New Orleans Saints	4
Kirk Cousins	Minnesota Vikings	4
Jacoby Brissett	Indianapolis Colts	4
5. (several tied)		3



GAMES WITH A 130 PASSER RATING

During the 2019 campaign, **Ryan Tannehill** produced a streak of four consecutive games with a passer rating greater than 130. The run included a 133.9 passer rating against the Kansas City Chiefs (Nov. 10), a 155.8 against the Jacksonville Jaguars (Nov. 24), a 131.2 at the Indianapolis Colts (Dec. 1) and a 140.4 at the Oakland Raiders (Dec. 8).

In franchise history, no quarterback prior to Tannehill had ever produced four consecutive starts with a passer rating of 100 or better (minimum 10 attempts per game). **Marcus Mariota** (2016) was the most recent of six Titans/Oilers signal callers to do so for three games before Tannehill.

Most consecutive games in a single season with a 100 passer rating, franchise history (minimum 10 attempts each game):

Player	Dates	Games
1. Ryan Tannehill	Nov. 10–Dec. 8, 2019	4
2. Marcus Mariota	Nov. 13–Nov. 27, 2016	3
Ryan Fitzpatrick	Nov. 10–Nov. 24, 2013	3
Steve McNair	Dec. 2–Dec. 16, 2001	3
Warren Moon	Oct. 22–Nov. 5, 1989	3
Dan Pastorini	Nov. 11–Nov. 22, 1979	3
George Blanda	Dec. 3–Dec. 17, 1961	3

Tannehill joined **Russell Wilson** (2015) and **John Hadl** (1973) as the only players in NFL history to register four consecutive games with a minimum of 10 pass attempts and a passer rating of at least 130.

Most consecutive games in a single season with a 130 passer rating, NFL history (through 2019; minimum 10 attempts each game):

Player	Team	Dates	Games
1. Ryan Tannehill	Tennessee	Nov. 10–Dec. 8, 2019	4
Russell Wilson	Seattle	Nov. 22–Dec. 13, 2015	4
John Hadl	L.A. Rams	Sept. 16–Oct. 7, 1973	4
4. (several tied)			3

Tannehill registered a total of six single-game passer ratings of 130 or greater in only 10 starts during the 2019 regular season. He tied Wilson with the most such performances in 2019 and also tied for the most by any NFL starting quarterback in any season since 1960. Green Bay's **Aaron Rodgers** (2011) and Dallas' **Tony Romo** (2014) are the only other quarterbacks to accomplish the feat.

In franchise history, former Oilers quarterback **Chris Chandler** previously had the most season games with a 130-plus passer rating, with four in 1995.

Most starts by a quarterback with a passer rating of 130.0 or greater, 1960–2019:

Player	Season	Team	Games
1. Ryan Tannehill	2019	Tennessee Titans	6
Russell Wilson	2019	Seattle Seahawks	6
Tony Romo	2014	Dallas Cowboys	6
Aaron Rodgers	2011	Green Bay Packers	6
5. (seven tied)			5

MOST TD PASSES IN A POSTSEASON

During the 2019 playoffs, **Ryan Tannehill** completed at least one touchdown pass in all three of the team's games and totaled five touchdown passes. Tannehill tied **Warren Moon's** 1991 franchise record for the most touchdown passes in a single postseason.

Most touchdown passes in a single postseason, franchise history:

Player	Season	TD Passes
1. Ryan Tannehill	2019	5
Warren Moon	1991	5
3. Marcus Mariota	2017	4
Warren Moon	1992	4
Dan Pastorini	1978	4
6. Steve McNair	2002	3
George Blanda	1960	3

MORE TITANS QUARTERBACKS

5 - QB LOGAN WOODSIDE

6-1, 213, 1st Year, Toledo

➤ Logan Woodside was re-signed by the Titans as a free agent on April 8, 2019 after spending three weeks on the Titans practice squad during the 2018 season.

➤ He spent the entire 2019 season on the Titans' practice squad/injured list.

➤ Prior to rejoining the Titans during the 2019 offseason, he had a stint with the Alliance of American Football League's San Antonio Commanders. In seven AAF games, he completed 116-of-201 passes for 1,385 yards and seven touchdowns.

➤ Woodside was originally selected by the Cincinnati Bengals in the seventh round (249th overall) of the 2018 NFL Draft.

➤ A native of Frankfort, Ky., he established program records at Toledo in passing yards (10,514), touchdowns (93), passing efficiency (162.87) and 300-yard games (17) during a four-year career. His 93 touchdown passes ranks fifth all-time in MAC history.

➤ As a senior for the Rockets in 2017, he led the MAC in completion percentage (64.2), passing efficiency (162.2), touchdowns (28), passing yards (3,882), yards per completion (14.7), and yards per attempt (9.45). He was named the MAC Offensive Player of the Year.

➤ Woodside attended Franklin County High School (Frankfort, Ky.) where he completed 138-of-212 passes for 2,951 yards and a school-record 41 touchdowns as a senior.

2020 Notes:

➤ **Against Indianapolis (11/12)**, made his NFL debut late in the fourth quarter but did not attempt a pass.

➤ **At Baltimore (11/22)**, completed his first NFL pass, a seven-yard strike to Nick Westbrook-Ikhine on a fake punt in the second quarter. The play resulted in a first down and ultimately led to a field goal.

➤ **At Jacksonville (12/13)**, saw action in the fourth quarter and recorded an 18-yard rushing attempt for a first down.





TITANS RUNNING BACKS

No.	Name	Ht	Wt	Exp	College
41	Blasingame, Khari	6-0	233	2	Vanderbilt
32	Evans, Darrynton	5-10	203	R	Appalachian State
45	Foreman, D'Onta	6-1	236	3	Texas
22	Henry, Derrick	6-3	247	5	Alabama
28	McNichols, Jeremy	5-9	205	1	Boise State
20	Perry, Seniorise	6-0	210	6	Louisville

#22 ■ RB DERRICK HENRY

6-3, 247, 5th Year, Alabama

[Click for complete bio](#)

Running back **Derrick Henry** is in his fifth NFL season in 2020. He was selected by the Titans with the 45th overall pick in the second round of the 2016 NFL Draft and received a multi-year contract extension in 2020.

In 2019, Henry was named to his first career Pro Bowl and added second-team Associated Press All-Pro honors after leading the NFL in rushing in 2019. In 15 games, he totaled 1,540 yards on 303 carries (5.1 avg.), joining **Billy Cannon** (AFL, 1961), **Earl Campbell** (1978-80) and **Chris Johnson** (2009) as the only running backs in franchise history to lead their respective leagues in rushing. Henry's single-season total ranked fourth in franchise annals behind Johnson's 2009 total (2,006) and Campbell's 1979 (1,697) and 1980 (1,934) performances. He was named the FedEx Ground Player of the Year.

With 16 rushing touchdowns in 2019, Henry tied for the NFL lead (**Aaron Jones**) and finished second in team history (19 by Campbell in 1979). Adding his two receiving touchdowns, his 18 total touchdowns were third in the NFL and tied for second in franchise annals (19 by Campbell in 1979; 18 by **Bill Groman** in 1961).

Henry's performance late in the 2019 season was instrumental in the team's run to the AFC championship game. Over the final six games of the regular season plus three playoff appearances, Henry registered seven 100-yard games. During a three-game stretch (Dec. 29 at Houston, Jan. 4 at New England and Jan. 11 at Baltimore), he became the first player in NFL history to rush for at least 180 yards in three consecutive regular season and/or postseason games.

Henry authored his first career 1,000-yard season in 2018 and the 28th 1,000-yard rushing season in franchise history, totaling 1,059 yards and 12 touchdowns on 215 carries—all then-career highs.


His 2018 rushing yardage ranked second in the AFC to **Joe Mixon's** 1,168 yards, and he finished seventh in the NFL. Henry's 12 rushing touchdowns tied **James Connor** for third place in the NFL behind **Todd Gurley** (17) and **Alvin Kamara** (14).

Henry was named AFC Offensive Player of the Month for December 2018. His 625 rushing yards in the month were the most by any NFL player in any month during the season.

Against the Jacksonville Jaguars on Dec. 6, 2018, Henry recorded one of the greatest single games in franchise history in front of a national television audience. He broke Johnson's single-game franchise record (228) with 238 rushing yards, including a 99-yard touchdown run. He joined **Tony Dorsett** as the only two players in NFL history to rush for a 99-yard score.

In 2017, Henry shared time in the Titans backfield with **DeMarco Murray**. Henry led the team with 744 rushing yards on 176 carries, and he added 11 receptions for 136 yards and a touchdown. His five rushing touchdowns tied for second on the club.

As a rookie in 2016, Henry played in 15 games with one start, splitting reps in the backfield with Murray. He carried the ball 110 times for 490 yards and five touchdowns and added 137 yards on 13 receptions. Henry became the third rookie for the franchise in the "Titans era" to score at least five touchdowns in a season, joining **Vince Young** (seven rushing touchdowns



in 2006) and Johnson (nine rushing and one receiving in 2008).

The Heisman Trophy winner played three seasons (2013–2015) at the University of Alabama, where he set numerous school and SEC records while helping his team win a National Championship in 2015. He played in 39 games and totaled 602 carries for 3,591 yards and 42 rushing touchdowns and added 285 yards on 17 career receptions with three receiving scores. During Alabama's victory over Clemson in the 2016 College Football Playoff National Championship, he broke **Shaun Alexander's** record for most career rushing yards in Alabama history.

In his final collegiate season, Henry rushed for an Alabama and Southeastern Conference record 2,219 yards, which led the nation and ranked fifth in FBS history. He recorded 100-yard rushing games 10 times and had four 200-yard games during the season. His 28 rushing touchdowns were a national best and an SEC record, snapping **Tim Tebow** and **Tre Mason's** old mark of 23. In addition to the Heisman, he also won the Doak Walker Award, Walter Camp Award and Maxwell Award, among a multitude of other honors.

Henry is a native of Yulee, Fla.

2020 Notes:

➤ **At Denver (9/14)**, rushed for 116 yards on 31 carries on Monday Night Football to notch his 14th career 100-yard rushing game (regular season and playoffs). He extended his streak to 10 consecutive regular season games with at least 80 scrimmage yards. His 31 rushing attempts made up the third-highest total of his career in the regular season.

➤ **Against Jacksonville (9/20)**, rushed for 84 yards on 25 carries and became the fifth player in franchise history to reach the 4,000-yard career rushing mark (4,033). He registered his third consecutive regular season game with at least 25 carries, dating back Dec. 29, 2019.

➤ **At Minnesota (9/27)**, rushed for 119 yards on 26 carries with two touchdowns, notching his 15th career 100-yard rushing game (regular season and playoffs). He became the fifth player in NFL history to have 25 or more rushing attempts in each of his team's first three games of a season, joining Buffalo's O.J. Simpson (1975), Dallas' Emmitt Smith (1994), Indianapolis' Edgerrin James (2002) and Houston's Arian Foster (2012). Henry passed Lorenzo White (4,079 career rushing yards) for fourth place on the franchise's all-time rushing list. He scored his first touchdown of the season on a one-yard plunge in the third quarter and added another one-yard touchdown run on the following series. He tallied his ninth career regular season game with at least two touchdown runs. It was his 11th career regular season game with at least two total touchdowns. He became the second player in franchise history to record 12 consecutive regular season games with at least 80 scrimmage yards, joining Chris Johnson (12 from 2009 to 2010) as the only Titans/Oilers to do so. Henry added 11 receiving yards on two catches to give him 130 total scrimmage yards, marking his 10th career regular season game with at least 130 scrimmage yards. He became the fourth player in franchise history to hit 40 career rushing touchdowns, joining Earl Campbell (73), Eddie George (64) and Chris Johnson (50).



➤ **Against Buffalo (10/13)**, rushed for 57 yards and two touchdowns on 19 attempts. It was his 10th career game with at least two rushing touchdowns. He registered a one-yard touchdown run in the second quarter and added a nine-yard score in the fourth quarter. He rushed for two touchdowns in consecutive games for the third time in his career.

➤ **Against Houston (10/18)**, totaled 22 carries for 212 yards and two touchdowns, recording his third career 200-yard rushing game. It was his second-highest rushing total for a single game (238). His 212 rushing yards were fifth in franchise history and put him in ownership of three of the top six single-game rushing performances in team annals. He scored the game-winning touchdown in overtime on a five-yard run out of the Wildcat formation, registering the second "walk-off" overtime touchdown run in franchise history and the first since Vince Young's 39-yard run to win in overtime at Houston on Dec. 10, 2006. Henry added 52 receiving yards, including a 53-yard reception—the third-longest catch of his career—in overtime, to give him 264 scrimmage yards. The scrimmage yardage total placed fourth in franchise history, and it was the most scrimmage yards by a Titans player in a game since Chris Johnson's 284 on Sept. 20, 2009. Henry's total of 264 scrimmage yards was the most by any NFL player since the New York Giants' Saquon Barkley had 279 at Washington on Dec. 22, 2019. Henry scored on a 94-yard touchdown run in the fourth quarter, tying Chris Johnson for the second-longest run in franchise history behind Henry's own 99-yard touchdown run (Dec. 6, 2018 vs. Jacksonville). Henry became the fifth NFL player to record two career rushing touchdowns of 90 or more yards, joining Bo Jackson, Ahman Green, Chris Johnson and Lamar Miller. Henry joined Miller (two 97-yard touchdown runs) as the only players to ever record multiple touchdown runs of at least 94 yards. With five 70-yard (or longer) career rushing touchdowns, Henry tied Barry Sanders (five) and O.J. Simpson (five) for the third-most in NFL history behind only Chris Johnson (seven) and Adrian Peterson (seven). Henry became the first player in NFL history to record a game with 200-plus rushing yards in three consecutive seasons. He previously accomplished the feat against Jacksonville on Dec. 6, 2018 (238) and at Houston on Dec. 29, 2019 (211). He became the NFL's 15th player since the 1970 AFL-NFL merger to record at least three career 200-yard rushing games and the first to reach the mark since Jay Ajayi had his third 200-yard rushing game in 2016. Henry joined Chris Johnson (Sept. 20, 2009 vs. Houston) as the only NFL players since 1975 with a rushing attempt of at least 90 yards and a reception of at least 50 yards in a game. He notched his 16th career 100-yard rushing game, including regular season and playoffs, and his third of 2020. He recorded his third consecutive game with at least two rushing touchdowns, joining Earl Campbell (1980) and Chris Johnson (2009) as the franchise's only players to do so. Henry joined Eddie George (1996–2003) as the franchise's only players to begin their careers with at least five rushing touchdowns in five consecutive seasons. He was named the AFC Offensive Player of the Week and the FedEx Ground Player of the Week for his performance.

➤ **Against Pittsburgh (10/25)**, totaled 20 rushing attempts for 75 yards and one touchdown. He scored on a one-yard plunge in the fourth quarter,

reaching the end zone for the seventh time in 2020. It was his fourth consecutive game with at least one rushing touchdown. Reached 75 rushing yards for the fifth time in 2020 and for the 13th time in his last 15 games.

➤ **At Cincinnati (11/1)**, totaled 112 yards and one touchdown on 18 rushing attempts, notching his fourth 100-yard rushing game of 2020 and his 17th career 100-yard rushing game (including regular season and playoff games). He scored his eighth rushing touchdown of the campaign on a three-yard run in the second quarter. On the scoring drive, he carried the ball seven times for 46 yards. It was his fifth consecutive game with at least one rushing touchdown. It marks the fifth such streak in franchise history, matching a feat he achieved in 2019 to tie Earl Campbell (1979) and DeMarco Murray (2016) for the second-longest streak in team annals.

➤ **Against Chicago (11/8)**, led the team with 21 rushing attempts for 68 yards, including a 26-yard run on a touchdown drive in the fourth quarter.

➤ **Against Indianapolis (11/12)**, totaled 103 yards on 19 rushing attempts and added a six-yard reception. He registered his fifth 100-yard rushing game of 2020 and his 18th career 100-yard rushing game (including regular season and playoffs).

➤ **At Baltimore (11/22)**, rushed for 133 yards and a touchdown on 28 attempts, registering his 19th career 100-yard rushing game (including regular season and playoffs) and his sixth 100-yard rushing game of 2020. He scored the game-winning touchdown in overtime on a 29-yard run. It was his second "walk-off" overtime touchdown run of the season and only the third touchdown of its kind in franchise history. He accomplished the feat earlier in the season on Oct. 18 against Houston on a five-yard run. The franchise's only other game-winning rushing touchdown in overtime came on Vince Young's 39-yard run at Houston on Dec. 10, 2006. Henry became the first player in NFL history to produce more than one overtime touchdown run in a season. He joined LaDainian Tomlinson as the NFL's only players with multiple career touchdown runs in overtime. Tomlinson had three during his career. Henry's 24-yard rushing attempt in the fourth quarter put him over the 1,000-yard mark for the third consecutive season and made him the fourth player in franchise history to record three consecutive 1,000-yard rushing seasons, along with Earl Campbell (1978–1981), Eddie George (1996–2000) and Chris Johnson (2008–2013). Henry's overtime touchdown improved his career total to 50 touchdowns (rushing and receiving), becoming the fifth player in franchise history to score at least 50 career touchdowns of any kind (Eddie George, Earl Campbell, Chris Johnson and Charlie Hennigan). Henry was named the FedEx Ground Player of the Week.

➤ **At Indianapolis (11/29)**, totaled 27 rushing attempts for 178 yards and three touchdowns. He hit the 100-yard mark on his 31-yard carry in the second quarter to notch his third consecutive 100-yard game. He registered his third career game with at least three rushing touchdowns with a 12-yard touchdown run in the first quarter and scoring runs of one yard and 11 yards in the second quarter. It was his 12th career game with two or more rushing touchdowns. He joined Earl Campbell (73), Eddie George (64) and Chris Johnson (50) as the only players in franchise history with 50 rushing touchdowns. On his second touchdown of the day, he passed Charlie Hennigan (51) for fourth place on the franchise's all-time touchdowns list (53) to trail only George (74), Campbell (73) and Johnson (58) on the franchise list. He went over the 5,000-yard career rushing mark on his 31-yard carry in the second quarter, becoming the fourth player in franchise history to reach the plateau, joining George (10,009), Campbell (8,574) and Johnson (7,965). In the first half alone, he totaled 17 rushing attempts for 140 yards and three touchdowns to surpass his previous first-half career high of 129 rushing yards against Jacksonville on Dec. 6, 2018. Henry became the third player in franchise history to rush for 1,200 yards and 10 touchdowns in at least two consecutive seasons, joining Campbell (1978–1981) and Johnson (2009–2010). He recorded his 20th consecutive game in the regular season and playoffs with at least 18 rushing attempts, the second-longest streak of its kind in the NFL since 1948. The only player with more consecutive 18-carry games in the regular season and postseason was Emmitt Smith, whose streak was 23 games with the Dallas Cowboys from 1995 to 1996. Henry extended his streak to eight consecutive regular season road games with at least 100 rushing yards. Going back to 1960, the streak is tied for the second-longest continuous stretch of its kind, trailing Barry Sanders' 10-game streak from 1996 to 1997 and tying Johnson's eight-game streak from 2009 to 2010. With 178 rushing yards and seven receiving yards (two receptions), his 185 scrimmage yards ranked fifth in his career. Additionally, Henry became the fourth player in NFL history with three games with at least 175 rushing yards and three rushing touchdowns in their first five seasons, joining Jim Brown (five games), LaDainian Tomlinson (three) and Adrian Peterson (three). Henry was named the FedEx Ground Player of the Week for the second consecutive week.

➤ **Against Cleveland (12/6)**, totaled 60 yards on 15 rushing attempts (4.0





avg.) and added a nine-yard reception. He had his streak of 14 consecutive games without a fumble ended in the first quarter.

➤ **At Jacksonville (12/13)**, totaled 26 rushing attempts for 215 yards and a pair of touchdowns, logging his fourth career game with at least 200 rushing yards and two touchdowns. He became the NFL's first player to record four such performances, breaking Jim Brown's NFL record of three games that was later matched by Barry Sanders and LaDainian Tomlinson. With four career 200-yard rushing games, he tied Brown, Earl Campbell, Sanders and Tomlinson for fourth place in NFL history behind Adrian Peterson (six), O.J. Simpson (six) and Tiki Barber (five). He became the third player in NFL history with four 200-yard rushing games in his first five seasons, joining Campbell and Tomlinson. He also became the NFL's fifth player to rush for at least 175 and two touchdowns three times in a season, joining Jamal Lewis (2003), Joe Morris (1986), Tomlinson (2006) and Ricky Williams (2002). Henry's 215 rushing yards ranked fifth in franchise history for a single game and were the second-most in his career. He registered his ninth consecutive road game with at least 100 rushing yards, passing Chris Johnson (eight games from 2009-10) for the second-longest such streak in NFL history and trailing only Sanders (10 games from 1996-97). With two touchdown runs against the Jaguars, which went for 36 yards and one yard, Henry recorded his 51st and 52nd career rushing touchdowns, passing Johnson (50) for third place on the franchise's all-time rushing touchdowns list. Against the Jaguars he accounted for five rushing attempts for 75 yards and one touchdown on a single drive in the second quarter. He took a handoff on all five of the plays on the possession, which included a 22-yard carry and a 36-yard touchdown to cap the series. He had 15 rushing attempts for 122 yards and one touchdown in the first half alone. It marked his fourth career game and his second game of 2020 (Nov. 29 at Indianapolis) with at least 100 yards in the first half. His 47-yard rushing attempt in the third quarter set up a Titans touchdown on the next play and was his ninth career rushing attempt of at least 47 yards (second of 2020). Henry was named the FedEx Ground Player of the Week.

➤ **Against Detroit (12/20)**, recorded 24 rushing attempts for 147 yards and one touchdown, logging his ninth 100-yard rushing game of 2020 and his 19th career 100-yard game in the regular season (22nd including playoffs). His effort included a long rushing attempt of 33 yards, which set up a touchdown in the fourth quarter. He scored his 15th touchdown of the season on a three-yard run in the first quarter. With the touchdown, he joined Terrell Davis (1997-98), Shaun Alexander (2004-05) and Larry Johnson (2005-06) as the only players in NFL history to rush for 1,500 yards and 15 touchdowns in two consecutive seasons. He established a new career high for rushing yards in a season, surpassing the 1,540 yards he had in 2019. He registered his first career two-point conversion on a carry in the fourth quarter. Henry was named the FedEx Ground Player of the Week.

➤ **At Green Bay (12/27)**, totaled 98 rushing yards on 23 attempts. With 1,777 yards, he passed Earl Campbell's 1979 total of 1,697 yards to rank third on the franchise's all-time single-season rushing list. He recorded his 11th game of the season with at least 20 carries, the most by an NFL player in a season since Ezekiel Elliott had 12 such games in 2016.

➤ **At Houston (1/3)**, totaled 34 rushing attempts for a franchise-record 250

yards with two touchdowns. He broke his own club record of 238 rushing yards, established against the Jacksonville Jaguars on Dec. 6, 2018. Henry's 250 rushing yards tied for the 13th-best single-game total in the NFL since 1948. On a six-yard run in the fourth quarter, he became the eighth player in NFL history to rush for at least 2,000 yards in a season (2,027). He registered his ninth career rushing touchdown of 50-plus yards since entering the NFL in 2016, sprinting for a 52-yard touchdown in the second quarter, and he added a six-yard touchdown run in the third quarter. He went over the 200-yard mark on a 45-yard run in the third quarter. In doing so became the first player in NFL history with three 200-yard rushing games against a single opponent, and he did so in three consecutive games against the Texans. His 34 rushing attempts set a career high in the regular season.

Henry's 2020 Game-by-Game Statistics:

Date/Opp	G/S	Rushing						Receiving					
		Att	Yds	Avg	Lg	TD	Rec	Yds	Avg	Lg	TD		
9/14 at Den	RB	31	116	3.7	13	0	3	15	5.0	6	0		
9/20 vs Jax	RB	25	84	3.4	14	0	0	0	-	-	0		
9/27 at Min	RB	26	119	4.6	16	2	2	11	5.5	6	0		
10/13 vs Buf	RB	19	57	3.0	12	2	1	6	6.0	6	0		
10/18 vs Hou	RB	22	212	9.6	94t	2	2	52	26.0	53	0		
10/25 vs Pit	RB	20	75	3.8	17	1	2	-3	-1.5	-1	0		
11/1 at Cin	RB	18	112	6.2	21	1	0	0	-	-	0		
11/8 vs Chi	RB	21	68	3.2	26	0	0	0	-	-	0		
11/12 vs Ind	RB	19	103	5.4	20	0	1	6	6.0	6	0		
11/22 at Bal	RB	28	133	4.8	29t	1	1	-1	-1.0	-1	0		
11/29 at Ind	RB	27	178	6.6	31	3	2	7	3.5	4	0		
12/6 vs Cle	RB	15	60	4.0	10	0	1	9	9.0	9	0		
12/13 at Jax	RB	26	215	8.3	47	2	2	7	3.5	6	0		
12/20 vs Det	RB	24	147	6.1	33	1	2	5	2.5	6	0		
12/27 at GB	RB	23	98	4.3	10	0	0	0	-	-	0		
1/3 at Hou	RB	34	250	7.4	52t	2	0	0	-	-	0		

Henry's Career Regular Season Statistics:

Year	GP	GS	Att	Yds	Avg	Lg	TD	Rec	Yds	Avg	Lg	TD
2016	15	2	110	490	4.5	22	5	13	137	10.5	29	0
2017	16	2	176	744	4.2	75t	5	11	136	12.4	66t	1
2018	16	12	215	1,059	4.9	99t	12	15	99	6.6	21	0
2019	15	15	303	1,540	5.1	74t	16	18	206	11.4	75t	2
2020	16	16	378	2,027	5.4	94t	17	19	114	6.0	53	0
Totals	78	47	1,182	5,860	5.0	99t	55	76	692	9.1	75t	3

Henry's Career Postseason Statistics:

Year	GP	GS	Att	Yds	Avg	Lg	TD	Rec	Yds	Avg	Lg	TD
2017	2	2	35	184	5.3	35t	1	5	56	11.2	29	0
2019	3	3	83	446	5.4	66	2	5	21	4.2	22	0
Totals	5	5	118	630	5.3	66	3	10	77	7.7	29	0

Henry's Regular Season Single-Game Highs:

- Rushing Attempts** - 34 at Houston (1/3/21)
- Rushing Yards** - 250 at Houston (1/3/21)
- Long Rush** - 99t vs. Jacksonville (12/6/18)
- Rushing Touchdowns** - 4 vs. Jacksonville (12/6/18)
- Receptions** - 4 vs. Jacksonville (10/27/16)
- Receiving Yards** - 75 at Cleveland (9/8/19)
- Long Reception** - 75t at Cleveland (9/8/19)
- Receiving Touchdowns** - 1 (Three times, last at Carolina, 11/3/19)

Henry's Playoff Single-Game Highs:

- Rushing Attempts** - 34 at New England (1/4/20)
- Rushing Yards** - 195 at Baltimore (1/11/20)
- Long Rush** - 66 at Baltimore (1/11/20)
- Rushing Touchdowns** - 1 (Three times, last at Kansas City, 1/19/20)
- Receptions** - 3 at New England (1/13/18)
- Receiving Yards** - 35 at Kansas City (1/6/18)
- Long Reception** - 29 at Kansas City (1/6/18)
- Receiving Touchdowns** - (none)

DERRICK HENRY IN 2020

Titans running back **Derrick Henry** capped his 2020 season with a franchise-record 250 rushing yards at Houston in Week 17. In doing so, he added to one of the most historic rushing seasons in NFL history, one in which he totaled 378 carries for 2,027 yards and 17 touchdowns.

He accomplished the following:

- Established a single-game franchise record with 250 rushing yards. He broke his own club record of 238 rushing yards, established against the Jacksonville Jaguars on Dec. 6, 2018. Henry's 250 rushing yards tied for the 13th-best single-game total in the NFL since 1948.
- Led the NFL and set a franchise record with 2,027 rushing yards in 2020, becoming the eighth player in league annals to rush for at least 2,000 yards in a season. His 2,027 rushing yards gave him the fifth-highest total in NFL history behind **Eric Dickerson's** 2,105 (1984), **Adrian Peterson's** 2,097 (2012), **Jamal Lewis's** 2,066 (2003) and **Barry Sanders' 2,053** (1997). Henry broke **Chris Johnson's** franchise mark of 2,006 rushing yards in 2009.
- Became the first player since **LaDainian Tomlinson** (2006-07) to lead the NFL in rushing yards in consecutive seasons. Henry previously led the league in 2019 with 1,540 rushing yards.
- Became the fifth all-time NFL player to lead the NFL in rushing yards, attempts and rushing touchdowns in consecutive seasons. It is a feat that had not been attained since Cleveland's **Leroy Kelly** did it from 1967 to 1968. The only other players to achieve it are **Jim Brown** (1958-59), **Steve Van Buren** (1947-49) and **Bill Paschal** (1943-44).
- Became the first player in NFL history with five career games with at least 200 rushing yards and two rushing touchdowns.
- Became the fourth player in NFL history with at least five career 200-yard rushing games, joining **O.J. Simpson** (six), **Adrian Peterson** (six) and **Tiki Barber** (five).
- Set a career high with 17 rushing touchdowns in 2020, finishing with the second-best total in franchise history behind **Earl Campbell's** 19 rushing touchdowns in 1979.
- Finished the 2020 season with 1,221 rushing yards in road games, the most by any NFL running back since 1948. The previous high was held by **Eric Dickerson**, who had 1,087 rushing yards in road games for the Los Angeles Rams in 1984.
- Dating back to 2019, he had a streak of nine consecutive road games with at least 100 rushing yards, passing **Chris Johnson** (eight games from 2009-10) for the second-longest such streak in NFL history behind only Barry Sanders' 10-game road streak from 1996-97).
- Became the fifth player in NFL history with three 200-yard rushing games in a season, joining **Earl Campbell** (four in 1980), **O.J. Simpson** (1973), **Tiki Barber** (2005) and **Jay Ajayi** (2016).
- Finished the season with 2,141 scrimmage yards (2,027 rushing and 114 receiving), which ranks second in franchise history behind **Chris Johnson's** 2,509 scrimmage yards in 2009.
- Registered 10 games in 2020 with at least 100 rushing yards to tie **Earl Campbell** (1980) for the third-most in franchise history. Only Campbell in 1979 (11) and **Chris Johnson** in 2009 (12) had more 100-yard rushing games in a Titans/Oilers season than Henry. Henry's 10 100-yard games in 2020 were the most in the NFL since Dallas running back **DeMarco Murray** had 12 in 2014.
- Became the NFL's first player to rush for at least 175 and two touchdowns four times in a season.
- Joined **Terrell Davis** (1997-98), **Shaun Alexander** (2004-05) and **Larry Johnson** (2005-06) as the only players in NFL history to rush for 1,500 yards and 15 touchdowns in two consecutive seasons.
- Established a streak of 20 consecutive games in the regular season and playoffs with at least 18 rushing attempts, the second-longest streak of its kind in the NFL since 1948. The only player with more consecutive 18-carry games in the regular season and postseason was **Emmitt Smith**, whose streak was 23 games with the Dallas Cowboys from 1995 to 1996.
- Became the first player in NFL history to produce more than one overtime touchdown run in a season. He joined **LaDainian Tomlinson**

as the NFL's only players with multiple career touchdown runs in overtime. Tomlinson had three during his career.

- Joined **Bo Jackson**, **Ahman Green**, **Chris Johnson** and **Lamar Miller** as the only NFL players to record two career rushing touchdowns of at least 90 yards. Henry joined Miller (two 97-yard touchdown runs) as the only players to ever record multiple touchdown runs of at least 94 yards.

2020 NFL RUSHING LEADERS

Titans running back **Derrick Henry** won the NFL's 2020 rushing title with 2,027 yards in 2020, outdistancing the next-closest competitor by 470 yards (1,557 by **Dalvin Cook**).

Henry became the first player to lead the NFL in rushing in consecutive seasons since **LaDainian Tomlinson** in 2006 and 2007. Since the 1970 AFL-NFL merger, Henry is the eighth different player to lead the league in rushing in back-to-back seasons. The list includes Tomlinson, **O.J. Simpson** (1972-73, 1975-76), **Earl Campbell** (1978-80), **Eric Dickerson** (1983-84), **Emmitt Smith** (1991-93), **Barry Sanders** (1996-97) and **Edgerrin James** (1999-2000).

NFL rushing leaders in 2020:

Player	Team	Rushing Yards
1. Derrick Henry	Tennessee Titans	2,027
2. Dalvin Cook	Minnesota Vikings	1,557
3. Jonathan Taylor	Indianapolis Colts	1,169
4. Aaron Jones	Green Bay Packers	1,104
5. James Robinson	Jacksonville Jaguars	1,070
6. David Montgomery	Chicago Bears	1,070
7. Nick Chubb	Cleveland Browns	1,067
8. Josh Jacobs	Las Vegas Raiders	1,065
9. Lamar Jackson	Baltimore Ravens	1,005
10. Melvin Gordon	Denver Broncos	986

NFL SINGLE-SEASON RUSHING LEADERS

Derrick Henry was the eighth player in NFL history to reach the 2,000-yard rushing mark in a season. His 2,027 yards rank fifth all-time.

All-time NFL single-season rushing leaders:

Player	Team	Season	Rushing Yards
1. Eric Dickerson	Los Angeles Rams	1984	2,105
2. Adrian Peterson	Minnesota Vikings	2012	2,097
3. Jamal Lewis	Baltimore Ravens	2003	2,066
4. Barry Sanders	Detroit Lions	1997	2,053
5. Derrick Henry	Tennessee Titans	2020	2,027
6. Terrell Davis	Denver Broncos	1998	2,008
7. Chris Johnson	Tennessee Titans	2009	2,006
8. O.J. Simpson	Buffalo Bills	1973	2,003
9. Earl Campbell	Houston Oilers	1980	1,934
10. Ahman Green	Green Bay Packers	2003	1,883
Barry Sanders	Detroit Lions	1994	1,883

SINGLE-GAME FRANCHISE RUSHING

On Jan. 3, 2021, **Derrick Henry** rushed for 250 yards to break his own franchise single-game record. He now owns five of the top eight single-game rushing totals in team annals.

Most rushing yards in a game, franchise history:

Player	Date	Opponent	Rushing Yards
1. Derrick Henry	1/3/21	at Houston	250
2. Derrick Henry	12/6/18	Jacksonville	238
3. Chris Johnson	11/1/09	Jacksonville	228
4. Eddie George	8/31/97	Oakland	216
Billy Cannon	12/10/61	at New York	216
6. Derrick Henry	12/13/20	at Jacksonville	215
7. Derrick Henry	10/18/20	Houston	212
8. Derrick Henry	12/29/19	at Houston	211
9. Earl Campbell	11/16/80	at Chicago	203
Earl Campbell	10/19/80	Tampa Bay	203

SINGLE-SEASON FRANCHISE RUSHING LEADERS

Derrick Henry recorded the top rushing season in franchise history with 2,027 rushing yards in 2020. He now owns two of the top five rushing seasons in franchise annals.

In 2019, Henry led the NFL with 1,540 yards, which at the time ranked fourth for a single season for the organization.

Most rushing yards in a season, franchise history:

Player	Season	Att	Yds	Avg	Long	TD
1. Derrick Henry	2020	378	2,027	5.4	94t	17
2. Chris Johnson	2009	358	2,006	5.6	91	14
3. Earl Campbell	1980	373	1,934	5.2	55	13
4. Earl Campbell	1979	368	1,697	4.6	61	19
5. Derrick Henry	2019	303	1,540	5.1	74	16
6. Eddie George	2000	403	1,509	3.7	35	14
7. Earl Campbell	1978	302	1,450	4.8	81	13
8. Eddie George	1997	357	1,399	3.9	30	6
9. Earl Campbell	1981	361	1,376	3.8	43	10
10. Eddie George	1996	335	1,368	4.1	76	8

FRANCHISE ALL-TIME RUSHING LEADERS

On Sept. 27, 2020, Titans running back **Derrick Henry** passed **Lorenzo White** (4,079 career rushing yards) for fourth place on the franchise's all-time rushing list. Henry trails only **Eddie George** (10,009), **Earl Campbell** (8,574) and **Chris Johnson** (7,965) on the list.

Franchise all-time rushing leaders:

Player	Seasons	Rushing Yards
1. Eddie George	1996–2003	10,009
2. Earl Campbell	1978–1984	8,574
3. Chris Johnson	2008–2013	7,965
4. Derrick Henry	2016–2020	5,860
5. Lorenzo White	1988–1994	4,079
6. Hoyle Granger	1966–1970, 1972	3,514
7. Steve McNair (QB)	1995–2005	3,439
8. Mike Rozier	1985–1990	3,426
9. Charles Tolar	1960–1966	3,277
10. Ronnie Coleman	1974–1981	2,769

CONSECUTIVE 100-YARD ROAD GAMES

Titans running back **Derrick Henry** recorded 149 rushing yards at Indianapolis on Dec. 1, 2019. Over the course of the next year, he registered at least 100 rushing yards in eight more consecutive regular season road games, increasing his streak to nine games before it ended with a 98-yard effort at Green Bay on Dec. 27, 2020.

In NFL history, Henry's streak is the second-longest continuous stretch of its kind. Detroit's **Barry Sanders** had 10 road games in a row with 100-plus yards from 1996 to 1997.

Most consecutive road games with at least 100 rushing yards in NFL history:

Player	Team	Dates	Games
1. Barry Sanders	Detroit	11/24/1996–12/14/1997	10
2. Derrick Henry	Tennessee	12/1/2019–12/13/2020	9
3. Chris Johnson	Tennessee	10/18/2009–10/18/2010	8
4. Marcus Allen	L.A. Raiders	11/3/1985–9/14/1986	7
5. Arian Foster	Houston	12/22/2011–11/22/2012	6
Gerald Riggs	Atlanta	10/13/1985–12/22/1985	6
DeMarco Murray	Dallas	9/14/2014–12/4/2014	6

2019 NFL RUSHING LEADERS

Titans running back **Derrick Henry** claimed the NFL's 2019 rushing title with 1,540 yards on 303 carries (5.1 avg.). The next-closest finisher was Cleveland's **Nick Chubb**, who had 1,494 rushing yards.

Henry joined **Billy Cannon** (AFL, 1961), **Earl Campbell** (1978-80) and **Chris Johnson** (2009) as the only running backs in franchise history to lead their respective leagues in rushing.

NFL rushing leaders in 2019:

Player	Team	Rushing Yards
1. Derrick Henry	Tennessee Titans	1,540
2. Nick Chubb	Cleveland Browns	1,494
3. Christian McCaffrey	Carolina Panthers	1,387
4. Ezekiel Elliott	Dallas Cowboys	1,357
5. Chris Carson	Seattle Seahawks	1,230
6. Lamar Jackson	Baltimore Ravens	1,206
7. Leonard Fournette	Jacksonville Jaguars	1,152
8. Josh Jacobs	Oakland Raiders	1,150
9. Joe Mixon	Cincinnati Bengals	1,137
10. Dalvin Cook	Minnesota Vikings	1,135

300 CARRIES/15 TOUCHDOWNS/5.0 AVG

Derrick Henry won the NFL's rushing title with 303 carries for 1,540 yards and 16 touchdowns in 2019. He followed in 2020 with 378 carries for 2,027 yards and 17 touchdowns.

He became the first player in NFL history to produce multiple seasons with a minimum of 300 rushing attempts, a rushing average of at least 5.0 yards per carry and a minimum of 15 rushing touchdowns.

The only other players to do so once in their careers are **O.J. Simpson** (1975), **Terrell Davis** (1998), **Priest Holmes** (2002), **Ahman Green** (2003), **Larry Johnson** (2005), **Shaun Alexander** (2005), **LaDainian Tomlinson** (2016) and **Ezekiel Elliott** (2016).

Individual seasons in NFL history with a minimum of 300 rushing attempts, 15 rushing touchdowns and a 5.0 rushing average in a single season:

Player	Team	Season	Att	Yards	Avg	TD
Derrick Henry	Tennessee	2020	378	2,027	5.4	17
Derrick Henry	Tennessee	2019	303	1,540	5.1	16
Ezekiel Elliott	Dallas	2016	322	1,631	5.1	15
LaDainian Tomlinson	San Diego	2006	348	1,815	5.2	28
Shaun Alexander	Seattle	2005	370	1,880	5.1	27
Larry Johnson	Kansas City	2005	336	1,750	5.2	20
Ahman Green	Green Bay	2003	355	1,883	5.3	15
Priest Holmes	Kansas City	2002	313	1,615	5.2	21
Terrell Davis	Denver	1998	392	2,008	5.1	21
O.J. Simpson	Buffalo	1975	329	1,817	5.5	16

SINGLE-SEASON RUSHING TDS, TEAM HISTORY

Derrick Henry's 17 rushing touchdowns in 2020 gave him the second-highest single-season total in team history. Only **Earl Campbell**—with 19 rushing touchdowns in 1979—had more.

Most rushing touchdowns in a season, franchise history:

Player	Season	Rushing TDs
1. Earl Campbell	1979	19
2. Derrick Henry	2020	17
3. Derrick Henry	2019	16
4. LenDale White	2008	15
5. Eddie George	2000	14
Chris Johnson	2009	14
7. Earl Campbell	1978	13
Earl Campbell	1980	13
9. Derrick Henry	2018	12
Earl Campbell	1983	12
Eddie George	2002	12

2019 TOUCHDOWN LEADERS

Titans running back **Derrick Henry** tied Green Bay's **Aaron Jones** for the NFL lead with 16 rushing touchdowns in 2019.

Additionally, Henry ranked third in the NFL with 18 total touchdowns behind Carolina's **Christian McCaffrey** and Jones, who each scored 19 total touchdowns.

NFL leaders in rushing touchdowns in 2019:

Player	Team	Rushing TDs
1. Derrick Henry	Tennessee Titans	16
Aaron Jones	Green Bay Packers	16
3. Christian McCaffrey	Carolina Panthers	15
4. Dalvin Cook	Minnesota Vikings	13
5. Todd Gurley	Los Angeles Rams	12
Ezekiel Elliott	Dallas Cowboys	12

NFL leaders in total touchdowns in 2019:

Player	Team	Total TDs
1. Christian McCaffrey	Carolina Panthers	19
Aaron Jones	Green Bay Packers	19
3. Derrick Henry	Tennessee Titans	18
4. Mark Ingram	Baltimore Ravens	15
5. Ezekiel Elliott	Dallas Cowboys	14
Todd Gurley	Los Angeles Rams	14

ACTIVE RUSHING AVERAGE LEADERS BY RBs

In passing 750 career rushing attempts on Dec. 8, 2019, **Derrick Henry** reached the minimum number of carries to qualify for franchise and NFL career rushing average records.

Among all active NFL running backs, Henry is at the top in career rushing average.

Best career rushing average (yards per carry) among all active NFL running backs (minimum 750 career attempts):

Player	Rushing Average
1. Derrick Henry	4.96
2. Dalvin Cook	4.76
3. Adrian Peterson	4.64
4. Mark Ingram	4.59
5. LeSean McCoy	4.52
Ezekiel Elliott	4.52
7. Lamar Miller	4.33
8. Alfred Morris	4.32
9. Frank Gore	4.28
10. Jordan Howard	4.24

RUSHING YARDS SINCE WEEK 14 OF 2018

Since Dec. 6, 2018, when **Derrick Henry** set a then-franchise record with 238 rushing yards in a game against Jacksonville, he has been the NFL's rushing leader. He has over 1,000 yards more than any other player since that time.

NFL rushing yards leaders since Week 14 of 2018:

Player	Rushing Yards
1. Derrick Henry	4,152
2. Dalvin Cook	2,995
3. Nick Chubb	2,863
4. Ezekiel Elliott	2,621
5. Lamar Jackson	2,502
6. Chris Carson	2,358
7. Aaron Jones	2,274
8. Josh Jacobs	2,215
9. Joe Mixon	1,978
10. David Montgomery	1,959

HENRY'S CAREER 100-YARD RUSHING GAMES

Date	Opp	W/L	No.	Yds.	Avg.	Lg	TD
1/3/21	at Houston	W	34	250	7.4	52t	2
12/6/18	Jacksonville	W	17	238	14.0	99t	4
12/13/20	at Jacksonville	W	26	215	8.3	47	2
10/18/20	Houston	W	22	212	9.6	94t	2
12/29/19	at Houston	W	32	211	6.6	53t	3
1/11/20	at Baltimore*	W	30	195	6.5	66	0
11/10/19	Kansas City	W	23	188	8.2	68t	2
1/4/20	at New England*	W	34	182	5.4	29	1
11/29/20	at Indianapolis	W	27	178	6.6	31	3
12/16/18	at N.Y. Giants	W	33	170	5.2	22	2
11/24/19	Jacksonville	W	19	159	8.4	74t	2
1/6/18	at Kansas City*	W	23	156	6.8	35t	1
12/1/19	at Indianapolis	W	26	149	5.7	34	1
12/20/20	Detroit	W	24	147	6.1	33	1
11/22/20	at Baltimore	W	28	133	4.8	29t	1
10/16/17	Indianapolis	W	19	131	6.9	72t	1
9/27/20	at Minnesota	W	26	119	4.6	16	2
9/14/20	at Denver	W	31	116	3.7	13	0
11/1/20	at Cincinnati	L	18	112	6.2	21	1
12/3/17	Houston	W	11	109	9.9	75t	1
11/12/20	Indianapolis	L	19	103	5.4	20	0
12/8/19	at Oakland	W	18	103	5.7	24	2
9/29/19	at Atlanta	W	27	100	3.7	16	0

* Playoffs

65+ YARD SCRIMMAGE TOUCHDOWNS

Since the beginning of the 2017 campaign, **Derrick Henry** has scored eight total touchdowns—six rushing and two receiving—that have gone for 65 yards or more. He leads the NFL in that time period.

Most scrimmage touchdowns of 65-plus yards, 2017-20:

Player	65+ Yard Scrimmage Touchdowns
1. Derrick Henry	8
2. Tyreek Hill	6
3. Robby Anderson	4
Saquon Barkley	4
A.J. Brown	4
Kenyan Drake	4
JuJu Smith-Schuster	4
8. (nine tied)	3

Derrick Henry's career scrimmage touchdowns of 65-plus yards:

Date	Opponent	Rush/Rec	Yards
Dec. 6, 2018	Jacksonville	Rushing	99
Oct. 18, 2020	Houston	Rushing	94
Sept. 9, 2019	at Cleveland	Receiving	75
Dec. 3, 2017	Houston	Rushing	75
Nov. 24, 2019	Jacksonville	Rushing	74
Oct. 16, 2017	Indianapolis	Rushing	72
Nov. 10, 2019	Kansas City	Rushing	68
Dec. 31, 2017	Jacksonville	Receiving	66

RUSHING TDS OF 50+ YARDS

Since he entered the NFL as a second-round draft pick in 2016, **Derrick Henry** has had a league-high nine touchdown runs of at least 50 yards, including three such runs in 2019 and two in 2020.

Chris Johnson (11) and **DeMarco Murray** (two) are the only other Tennessee players in the "Titans era" (1999–present) with more than one total rushing touchdown of at least 50 yards.

Most rushing touchdowns of 50 yards or more from 2016–2020:

Player	Rushing TDs
1. Derrick Henry	9
2. Saquon Barkley	6
3. Kenyan Drake	4
4. Nick Chubb	3
Isaiah Crowell	3
Aaron Jones	3
Christian McCaffrey	3
Miles Sanders	3
9. (several tied)	2

RUSHING IN THE FOURTH QUARTER

Since 2017, running back **Derrick Henry** has accumulated more rushing yards in the fourth quarter than any other NFL running back, including a league-high 523 fourth-quarter rushing yards in 2020.

Most fourth-quarter rushing yards from 2017–2020:

Player	Att	Yds	Avg	Lg	TD
1. Derrick Henry	283	1,526	5.39	94	11
2. Ezekiel Elliott	249	1,099	4.41	31	10
3. Kareem Hunt	241	1,072	4.45	69	9
4. Todd Gurley	240	1,014	4.22	36	12
5. Nick Chubb	145	975	6.72	88	10
6. Kenyan Drake	185	890	4.81	69	10
7. Melvin Gordon	190	874	4.60	43	6
8. Alvin Kamara	176	801	4.55	49	11
9. Leonard Fournette	161	784	4.87	90	5
10. Dalvin Cook	158	763	4.83	70	8

FIVE CONSEC. TEAM GAMES WITH RUSHING TD

Derrick Henry recorded a streak in 2020 of at least one rushing touchdown in five consecutive team games. It was his second such streak in as many seasons and tied for the longest such streak in franchise history. **DeMarco Murray** (2016) and **Earl Campbell** (twice—1979 and 1983) are the only other franchise players with five consecutive team games with a rushing touchdown.

Most consecutive team games with a rushing touchdown, franchise history:

Player	Season	Consec. Team Games with a Rushing TD
1. Derrick Henry	2020	5
Derrick Henry	2019	5
DeMarco Murray	2016	5
Earl Campbell	1983	5
Earl Campbell	1979	5
6. Derrick Henry	2018	4
LenDale White	2008	4
Eddie George	2000	4
Gary Brown	1993	4
Alonzo Highsmith	1989	4
Earl Campbell	1981	4
Earl Campbell	1979	4

3 CONSEC. GAMES W/ 200 SCRIMMAGE YDS

From the final week of the 2019 regular season (Dec. 29 at Houston) through the Titans' first two playoff games (Jan. 4 at New England and Jan. 11 at Baltimore), **Derrick Henry** became the **first player in NFL history to rush for at least 180 yards in three consecutive regular season or postseason games**.

He also became only the third player since the 1970 NFL-AFL merger to have 200 scrimmage yards in three consecutive games. The other two players to accomplish the feat were Chicago Bears running back **Walter Payton** (1977) and Pittsburgh Steelers running back **Le'Veon Bell** (2014).

During the 2019 regular season and playoffs, Henry and Carolina Panthers running back **Christian McCaffrey** (two) were the only two players with multiple 200-yard scrimmage games. Together they accounted for five of the 14 such individual performances.

Most consecutive games with at least 200 scrimmage yards in the regular season and/or postseason, 1970–present:

Player	Team	Dates	Games
1. Derrick Henry	Tennessee	Dec. 29, 2019–Jan. 11, 2020	3
Le'Veon Bell	Pittsburgh	Nov. 17–Dec. 7, 2014	3
Walter Payton	Chicago	Nov. 13–Nov. 24, 1977	3
4. (several tied)			2

RUSHING YARDS IN A TITANS PLAYOFF GAME

On Jan. 4, 2020, **Derrick Henry** rushed for 182 yards and one touchdown on 34 attempts in a wild card playoff victory at New England. In doing so, he set a new franchise single-game postseason record for rushing yards in a game, surpassing **Eddie George's** 162 yards at Indianapolis on Jan. 16, 2000.

One week later, on Jan. 11, 2020, Henry broke his own record, going for 195 rushing yards on 30 carries at Baltimore.

Henry now owns two of the top three rushing games in franchise postseason history.

Most single-game rushing yards in franchise postseason history:

Player	Date	Opp	Att	Yds	Avg	TD
1. Derrick Henry	1/11/20	at Bal	30	195	6.5	0
2. Derrick Henry	1/4/20	at NE	34	182	5.4	1
3. Eddie George	1/16/00	at Ind	26	162	6.2	1
4. Derrick Henry	1/6/18	at KC	23	156	6.8	1
5. Earl Campbell	12/31/78	at NE	27	118	4.4	1
6. Eddie George	1/8/00	Buf	29	106	3.7	0
7. Eddie George	1/30/00	StL (SB)	28	95	3.4	2

SCRIMMAGE YARDS IN A TITANS PLAYOFF GAME

Derrick Henry's 182 rushing yards and 22 receiving yards in the team's wild card playoff victory at New England on Jan. 4, 2020 gave him a franchise-record 204 scrimmage yards.

Henry broke his own record of 191 scrimmage yards in a wild card playoff contest at Kansas City on Jan. 6, 2018 (156 rushing, 35 receiving).

On Jan. 11, 2020, one week after establishing the current record, Henry had 202 scrimmage yards (195 rushing, seven receiving) at Baltimore, giving him the three biggest scrimmage yards totals in franchise postseason history.

Prior to Henry, the organization record stood for 57 years. It was set on Jan. 1, 1961, when **Billy Cannon** had 178 scrimmage yards against the Los Angeles Chargers.

Most single-game scrimmage yards in franchise postseason history:

Player	Date	Opp	Rush Yards	Rec Yards	Scrim Yards
1. Derrick Henry	1/4/20	at NE	182	22	204
2. Derrick Henry	1/11/20	at Bal	195	7	202
3. Derrick Henry	1/6/18	at KC	156	35	191
4. Billy Cannon	1/1/61	LAC	50	128	178
5. Eddie George	1/16/00	at Ind	162	14	176
6. Eddie George	1/7/01	Bal	91	52	143
7. Ernest Givins	12/31/89	at Pit	0	136	136

RUSHING YARDS IN A SINGLE POSTSEASON

Derrick Henry accumulated 446 rushing yards during the 2019 playoffs. He had 182 yards on 34 carries in the wild card round at New England, followed by 195 yards on 30 attempts in the divisional round at Baltimore. In the AFC championship game, he had 69 yards on 19 rushing attempts.

Henry's average of 148.7 rushing yards per game ranked fourth in NFL history for players with at least two games played. Only a trio of Pro Football Hall of Fame members—Denver Broncos running back **Terrell Davis** (156.0 in 1998), Los Angeles Raiders running back **Marcus Allen** (155.3 in 1983) and Washington Redskins running back **John Riggins** (152.5 in 1982) have averaged more rushing yards in a single postseason than Henry.

In Titans/Oilers history, **Eddie George** established the previous record for average rushing yards in a single postseason during the 1999 playoffs. In four games, George carried the ball 108 times for 449 yards, or an average of 112.3 yards per contest.

Most rushing yards per game in a single NFL postseason (minimum two games):

Player	Team	Season	Games	Rush Yards	Per Game
1. Terrell Davis	Denver	1998	3	468	156.0
2. Marcus Allen	L.A. Raiders	1983	3	466	155.3
3. John Riggins	Washington	1982	4	610	152.5
4. Derrick Henry	Tennessee	2019	3	446	148.7
5. Eric Dickerson	L.A. Rams	1985	2	294	147.0
6. Terrell Davis	Denver	1997	4	581	145.3
7. Arian Foster	Houston	2011	2	285	142.5
8. Thurman Thomas	Buffalo	1990	3	390	130.0
9. Brian Westbrook	Philadelphia	2006	2	257	128.5
10. Fred Taylor	Jacksonville	1998	2	248	124.0

George's 449 yards during the team's run to Super Bowl XXXIV also established the franchise benchmark for most total rushing yards in a single postseason. Henry came within three yards of the mark in one fewer game.

Most rushing yards in a single postseason, franchise history:

Player	Season	Games	Rush Yards
1. Eddie George	1999	4	449
2. Derrick Henry	2019	3	446
3. Earl Campbell	1978	3	264
4. Steve McNair	1999	4	209
5. Derrick Henry	2017	2	184

Henry's 2019 playoff rushing yardage total ranked sixth in NFL history. It was the most by any NFL player since George's 1999 postseason.

Most total rushing yards in a single NFL postseason:

Player	Team	Season	Games	Rush Yards
1. John Riggins	Washington	1982	4	610
2. Terrell Davis	Denver	1997	4	581
3. Terrell Davis	Denver	1998	3	468
4. Marcus Allen	L.A. Raiders	1983	3	466
5. Eddie George	Tennessee	1999	4	449
6. Derrick Henry	Tennessee	2019	3	446
7. Thurman Thomas	Buffalo	1990	3	390
8. Natrone Means	Jacksonville	1996	3	358
9. Le'Veon Bell	Pittsburgh	2016	3	357
10. Freeman McNeil	N.Y. Jets	1982	3	349



FRANCHISE PLAYOFF RUSHING LEADERS

By improving his career playoff totals to 630 rushing yards on 118 attempts, **Derrick Henry** vaulted up the franchise's all-time postseason rushing list in 2019.

On Jan. 11, 2020, he passed **Earl Campbell** (420 career postseason rushing yards) for second place on the list, and he now trails only **Eddie George** (776).

Franchise career postseason rushing leaders:

Player	Games	Att	Yards	Avg	TD
1. Eddie George	9	206	776	3.8	5
2. Derrick Henry	5	118	630	5.3	3
3. Earl Campbell	6	135	420	3.1	4
4. Steve McNair	9	54	349	6.5	6
5. Lorenzo White	7	76	264	3.5	1

2018-20 RUSHING TOUCHDOWN LEADERS

Since **Derrick Henry** became the team's primary ball carrier in 2018, he has the most rushing touchdowns in the NFL.

NFL leaders in rushing touchdowns from 2018 to 2020:

Player	Rushing Touchdowns
1. Derrick Henry	45
2. Todd Gurley	38
3. Alvin Kamara	35
4. Aaron Jones	33
5. Dalvin Cook	31
6. Nick Chubb	28
7. Melvin Gordon	27
Christian McCaffrey	27
9. Josh Allen	25
10. Ezekiel Elliott	24

2018 NFL RUSHING LEADERS

Derrick Henry recorded 215 carries in 2018 for 1,059 yards. He ranked second in the AFC in rushing yardage behind Cincinnati's **Joe Mixon** (1,168) and ranked seventh overall in the NFL.

NFL rushing leaders in 2018 (rushing yards):

Player	Team	Rushing Yards
1. Ezekiel Elliott	Dallas Cowboys	1,434
2. Saquon Barkley	New York Giants	1,307
3. Todd Gurley	Los Angeles Rams	1,251
4. Joe Mixon	Cincinnati Bengals	1,168
5. Chris Carson	Seattle Seahawks	1,151
6. Christian McCaffrey	Carolina Panthers	1,098
7. Derrick Henry	Tennessee Titans	1,059
8. Adrian Peterson	Washington Redskins	1,042
9. Phillip Lindsay	Denver Broncos	1,037
10. Nick Chubb	Cleveland Browns	996

2018 RUSHING TOUCHDOWN LEADERS

Derrick Henry's scored a career-high 12 rushing touchdowns in 2018. He tied for the third-highest rushing touchdown total in the NFL.

Henry became the first Titans player with 12 rushing touchdowns in a season since **Chris Johnson** had 14 rushing touchdowns in 2009.

Most rushing touchdowns in 2018:

Player	Team	Rushing TDs
1. Todd Gurley	Los Angeles Rams	17
2. Alvin Kamara	New Orleans Saints	14
3. Derrick Henry	Tennessee Titans	12
4. James Conner	Pittsburgh Steelers	12
5. Saquon Barkley	New York Giants	11
6. Melvin Gordon	Los Angeles Chargers	10
7. Phillip Lindsay	Denver Broncos	9
8. Chris Carson	Seattle Seahawks	9
9. Marlon Mack	Indianapolis Colts	9
10. Jordan Howard	Chicago Bears	9

DECEMBER TO REMEMBER

In five games in the month of December 2018, **Derrick Henry's** rushing totals included 97 carries for 625 yards and eight touchdowns. His 625 yards were the most by any NFL player in any calendar month in 2018.

Additionally, Henry authored one of only four calendar months for the franchise since 1970 in which a player rushed for at least 600 yards. **Chris Johnson** (800 rushing yards in November 2009) and **Earl Campbell** (633 in October 1980; 662 in November 1980) were the organization's only other players to accomplish the feat in that timespan.

Henry's December rushing totals included 40 yards against the New York Jets (Dec. 2), a franchise-record 238 yards against the Jacksonville Jaguars (Dec. 6), 170 yards at the New York Giants (Dec. 16), 84 yards against the Washington Redskins (Dec. 22) and 93 yards against the Indianapolis Colts (Dec. 30).

For his efforts, Henry was named AFC Offensive Player of the Month.

Titans/Oilers with 500 rushing yards in any calendar month from 1970-2019 (includes playoffs):

Player	Season	Month	Rushing Yards
1. Chris Johnson	2009	November	800
2. Earl Campbell	1980	November	662
3. Earl Campbell	1980	October	633
4. Derrick Henry	2018	December	625
5. Derrick Henry	2020	November	594
6. Earl Campbell	1979	September	569
7. Derrick Henry	2019	December	549
8. Eddie George	2000	October	548
9. Earl Campbell	1979	November	534
10. Derrick Henry	2020	December	520
11. DeMarco Murray	2016	October	511
12. Earl Campbell	1981	October	510

RUSHING YARDS IN A TWO-GAME SPAN

Following a franchise-record 238 rushing yards against the Jacksonville Jaguars on Dec. 6, 2018, **Derrick Henry** then totaled 170 rushing yards at the New York Giants on Dec. 16 to give him a franchise record of 408 rushing yards in a two-game span.

The previous record of 405 rushing yards in two games was set by **Earl Campbell** in 1980, when Campbell posted 203 yards against Tampa Bay (Oct. 19) and 202 yards against Cincinnati (Oct. 26).

Most total rushing yards in two consecutive games, franchise history:

Player	Game 1	Yds	Game 2	Yds	Total
Derrick Henry	12/6/18 vs. Jax	238	12/16/18 at NYG	170	408
Earl Campbell	10/19/80 vs. TB	203	10/26/80 vs. Cin	202	405

RECORD-SETTING NIGHT

On Dec. 6, 2018, **Derrick Henry** had one of the most memorable rushing performances in NFL history on Thursday Night Football. He rushed for a then-team-record 238 yards and four touchdowns (tied franchise record), including a 99-yard touchdown run.

[WATCH: Highlights from Derrick Henry's performance on 12/6/18](#)

Henry's 238 rushing yards set a new franchise record, breaking **Chris Johnson's** mark of 228 yards against the Jaguars on Nov. 1, 2009. It was the highest single-game rushing total in the NFL in 2018 and the league's highest total since **Doug Martin's** 251 rushing yards for the Tampa Bay Buccaneers against the Oakland Raiders on Nov. 4, 2012.


Henry later broke his own record with 250 rushing yard at Houston on Jan. 3, 2021 to take possession of five of the top eight single-game rushing totals in team annals.

Most rushing yards in a game, franchise history:

Player	Date	Opponent	Rushing Yards
1. Derrick Henry	1/3/21	at Houston	250
2. Derrick Henry	12/6/18	Jacksonville	238
3. Chris Johnson	11/1/09	Jacksonville	228
4. Eddie George	8/31/97	Oakland	216
Billy Cannon	12/10/61	at New York	216
6. Derrick Henry	12/13/20	at Jacksonville	215
7. Derrick Henry	10/18/20	Houston	212
8. Derrick Henry	12/29/19	at Houston	211
9. Earl Campbell	11/16/80	at Chicago	203
Earl Campbell	10/19/80	Tampa Bay	203

In the second quarter, Henry took a handoff from **Marcus Mariota** inside his own one-yard line and raced 99 yards for a touchdown. It was the second 99-yard run in NFL history, tying **Tony Dorsett's** record-setting touchdown run for the Dallas Cowboys against the Minnesota Vikings on Jan. 3, 1983. It was also the team record, topping Johnson's 94-yard touchdown run against the New York Jets on Dec. 17, 2012. The only other runs in franchise history of at least 90 yards were Johnson's 91-yard rush against the Houston Texans on Sept. 20, 2009 and a 91-yarder by Sid Blanks against the Jets on Dec. 13, 1964.

Henry's 99-yard touchdown run tied for the longest scrimmage play in NFL history. It was the 15th such play, including his and Dorsett's runs and 13 passing plays. The last 99-yard scrimmage play before Henry's was New York Giants wide receiver **Victor Cruz's** 99-yard reception from **Eli Manning** against the New York Jets on Dec. 24, 2011.



Longest runs from scrimmage in NFL history:

Player	Team	Date	Opponent	Rushing Yards
1. Derrick Henry	Tennessee	12/6/18	Jacksonville	99t
Tony Dorsett	Dallas	1/3/83	Minnesota	99t
3. Ronald Jones	Tampa Bay	11/15/20	Carolina	98t
Ahman Green	Green Bay	12/28/03	Denver	98t
5. Lamar Miller	Houston	11/26/18	Tennessee	97t
Lamar Miller	Miami	12/28/14	N.Y. Jets	97t
Andy Uram	Green Bay	10/8/39	Chi. Cardinals	97t
Bob Gage	Pittsburgh	12/4/49	Chi. Bears	97t

Henry scored on a three-yard run in the first quarter, a 99-yard run in the second quarter, a 16-yard run in the third quarter, and finally a 54-yard run in the third quarter. He tied the franchise record and became the third player in franchise history to rush for four touchdowns in a game, joining Earl Campbell (against Miami on Nov. 20, 1978) and Lorenzo White (against Cleveland on Dec. 9, 1990).

The only franchise player with more overall touchdowns in a game than Henry was Oilers running back **Billy Cannon**, who had five total touchdowns (three rushing, two receiving) at the New York Titans on Dec. 10, 1961. Henry became the first NFL player with four rushing touchdowns in a game since New England Patriots running back **Jonas Gray** at Indianapolis on Nov. 16, 2014.

Most rushing touchdowns in a game, franchise history:

Player	Date	Opponent	Rushing Touchdowns
1. Derrick Henry	12/6/18	Jacksonville	4
Lorenzo White	12/9/90	Cleveland	4
Earl Campbell	11/20/78	Miami	4
4. (several tied)			3


Additionally, Henry's rushing performance against the Jaguars accomplished the following:

- He became the ninth NFL player since 1975 with at least one 90-yard run and at least one 60-yard reception in his career. The others were **Tony Dorsett**, **Garrison Hearst**, **Tiki Barber**, **Chris Johnson**, **Jamaal Charles**, **Herschel Walker**, **Warrick Dunn** and **Adrian Peterson**.
- Henry became the seventh NFL player since the 1970 AFL-NFL merger with at least four rushing touchdowns and at least 200 rushing yards in a game, joining **Clinton Portis**, **Barry Sanders**, **Doug Martin**, **Jonas Gray**, **Mike Anderson** and **Corey Dillon**. Henry became the first to accomplish the feat in fewer than 20 carries (17).
- Henry recorded his NFL-high three rushing attempts of at least 70 yards since the beginning of the 2017. **Leonard Fournette** (two) was the only other player with more than one through 14 weeks of the 2018 campaign.
- He matched former Titans running back **Chris Johnson** as the only players in NFL history with a rushing touchdown of at least 90 yards and a rushing touchdown of at least 50 yards in the same game. Johnson accomplished the feat against the Houston Texans on Sept. 20, 2009.
- His 24 points tied for the fourth-highest single-game total in franchise history, trailing only **Billy Cannon** (30 on Dec. 10, 1961), **Rob Bironas** (26 on Oct. 21, 2007) and **George Blanda** (26 on Sept. 18, 1960). **Earl Campbell** (Nov. 20, 1978) and **Lorenzo White** (Dec. 9, 1990) also had 24 points on four touchdowns in a single game.
- His 238 rushing yards and four rushing touchdowns were each the most in any Thursday Night Football game in history.

MORE TITANS RUNNING BACKS

41 - RB/FB KHARI BLASINGAME
6-0, 233, 2nd Year, Vanderbilt

- Blasingame was signed by the Titans to their active roster from the Minnesota Vikings' practice squad on Nov. 13, 2019.
- In his rookie season (2019), he saw action in six games with three starts at fullback, catching four passes for 54 yards and collecting two special teams tackles, tying for the team lead in special teams tackles twice in 2019 (at IND, at NE).
- The former Vanderbilt product played in all three postseason contests with a start at fullback and notched two special teams tackles and a forced fumble on coverage units.
- Made his first career start in his NFL debut against Jacksonville




(11/24/19).

- Amassed 997 rushing yards and 15 rushing scores as well as 35 catches for 380 yards and two receiving touchdowns during his collegiate career at Vanderbilt.
 - The New Market, Ala., native was originally signed by the Minnesota Vikings as a rookie free agent on May 3, 2019.
- 2020 Notes:**
- Placed on the reserve/COVID-19 list on Oct. 5 and removed from the list on Oct. 16.
 - **At Indianapolis (11/29)**, recorded a 16-yard reception and helped block for Titans' ball carriers to gain 229 rushing yards, including 178 rushing yards by Derrick Henry.

32 - RB DARRYNTON EVANS
5-10, 203, Rookie, Appalachian State

- The Oak Hill, Fla., native was selected by the Titans in the third round (93rd overall) of the 2020 NFL Draft.
 - In three on-field seasons at Appalachian State (2016, 2018-19), Evans appeared in 39 games and made 22 starts.
 - He was a two-time All-Sun Belt first-team selection and was the Sun Belt's Offensive Player of the Year in 2019. Evans was a two-time Sun Belt Championship Game MVP and MVP of the 2019 New Orleans Bowl.
 - He finished his career with 2,884 rushing yards (ninth all-time at Appalachian State) despite being the primary running back for just 23 career games. Set school records for most career rushes without a fumble (482) and single-season rushes without a fumble (255 in 2019). Had 4,642 all-purpose yards, including 1,439 yards on kickoff returns and 319 yards as a receiver, plus 14 passing yards on a forward-flipped jet sweep. Scored 34 total touchdowns with 25 rushing, six receiving and a program-record three as a kick returner. Totaled 11 runs of at least 50 yards in his final two seasons.
- 2020 Notes:**
- **At Minnesota (9/27)**, made his NFL debut and recorded three rushing attempts for nine yards.
 - Placed on injured reserve on Oct. 15 and activated on Dec. 7.
 - **Against Detroit (12/20)**, played for the first time since Oct. 13 and saw his most extensive playing time to date as a rookie. He totaled eight rushing attempts for 30 yards and two receptions for 27 yards, including his first career touchdown on a three-yard pass from Ryan Tannehill in the fourth quarter. He advanced the ball to Detroit's five-yard line on a 24-yard reception that set up a touchdown in the fourth quarter. Evans recorded his first career kickoff return for 28 yards in the second quarter. He totaled two kickoff returns for 45 yards.
 - **At Green Bay (12/27)**, totaled six kickoff returns for 145 yards, including a 31-yard return. His six kickoff returns were the most in a game by a Titans player since Leon Washington's six returns against Arizona on Dec. 15, 2013, and his 145 kickoff return yards were the most by a Titans returner since Darius Jennings had 156 against the L.A. Chargers on Oct. 21, 2018. Evans added a three-yard rushing attempt.



45 - RB D'ONTA FOREMAN
6-1, 236, 3rd Year, Texas

- Joined the Titans practice squad on Sept. 29, 2020 and promoted to the 53-man roster on Nov. 7.
 - Originally entered the NFL as a third-round pick (89th overall) of the Houston Texans in the 2017 NFL Draft.
 - Prior to his arrival in Tennessee, the University of Texas product appeared in 11 NFL contests with one start over two seasons (2017-18) with the Texans. He posted 326 rushing yards on 85 carries with two rushing touchdowns and added eight catches for 111 yards with a receiving score.
 - Foreman was released by the Texans during the 2019 preseason and was claimed off waivers by the Indianapolis Colts. He did not see any game action in 2019 after being waived injured by the Colts prior to the regular season.
- 2020 Notes:**
- **At Cincinnati (11/1)**, made his first appearance in a Titans uniform and totaled five rushing attempts for 37 yards, including a 15-yard rushing attempt in the third quarter.
 - **Against Indianapolis (11/12)**, caught a five-yard touchdown pass from Ryan Tannehill in the first quarter to register his second career touchdown reception (first of 2020). He totaled 18 yards on seven rushing attempts in



addition to his touchdown catch.

➤ **At Indianapolis (11/29)**, recorded 28 yards on four carries.

28 - RB JEREMY McNICHOLS 5-9, 205, 1st Year, Boise State



➤ The Long Beach, Calif. native was re-signed by the Titans on August 26, 2020. He previously spent time on the Titans practice squad in 2018 and played the 2019 preseason with Tennessee, rushing for 108 yards on 26 carries. He also scored a touchdown on a 15-yard completion.

➤ Originally a fifth-round pick by Tampa Bay in the 2017 NFL Draft out of Boise State, McNichols has also spent time with the Jaguars, Bears, Broncos, Colts, and 49ers, playing in five games and registering four carries for eight yards.

➤ His junior year at Boise State (2016), he finished with 1,709 rushing yards (third in Boise State single-season history) and 23 rushing touchdowns (fourth) on 314 attempts (second). McNichols also caught 37 passes for 474 yards and four touchdowns. His 27 total touchdowns ranked second in the nation and third all-time in a single season at Boise State, while his 2,255 all-purpose yards were the second-most in a season in Boise State history.

➤ He set a Boise State record with 40 carries against Colorado State and posted just the fifth 100-100 game (100 rushing yards and 100 receiving yards) in Boise State history against BYU.

2020 Notes:

➤ Spent the first two weeks of the 2020 season on the practice squad but played in each of the first two games after being elevated to the active roster (standard elevation).

➤ Signed to the 53-man roster from the practice squad on Sept. 23.

➤ **Against Buffalo (10/13)**, set career highs with nine carries and 28 rushing yards.

➤ **Against Houston (10/18)**, set a career high with 51 rushing yards on five attempts, including a career-long 20-yard run in the third quarter. He helped set up the game-winning touchdown in overtime with a 17-yard run.

➤ **At Cincinnati (11/1)**, rushed for 49 yards on four attempts, including a 17-yard run.

➤ **Against Indianapolis (11/12)**, rushed for 26 yards on three attempts, including a 16-yard run in the fourth quarter. He added an eight-yard reception.

➤ **At Indianapolis (11/29)**, rushed for 20 yards on eight attempts.

➤ **Against Cleveland (12/6)**, caught three passes for 15 yards and totaled two rushing attempts for two yards, including his first career touchdown. He scored on a one-yard run in the fourth quarter.

20 - RB SENORISE PERRY 6-0, 210, 6th Year, Louisville



➤ Perry was signed by the Titans as a free agent on April 30, 2020 after originally signing as a rookie free agent with the Chicago Bears in 2014 and later spending time with the Dolphins and Bills.

➤ Prior to joining the Titans, his totals included 11 rushing attempts for 33 yards and three receptions for three yards in 59 career games. He also returned 23 career kickoffs for 456 yards (19.8 avg.).

➤ In 2019, he appeared in 11 games for the Bills, totaling three carries for three yards. He added six special teams tackles, which ranked second on the team.

➤ In four seasons (2010-13) at Louisville, he played in 46 games with six starts and posted 289 carries for 1,409 yards and 18 touchdowns to go along with 36 receptions for 359 yards and a score. Tallied 22 kickoff returns for 513 yards. Collected 30 tackles and a forced fumble on special teams.

2020 Notes:

➤ **Against Jacksonville (9/20)**, totaled two carries for nine yards, including a six-yard run for a first down during a third-quarter touchdown drive. They were his first two rushing attempts with the Titans.

➤ Placed on injured reserve on Sept. 23.

➤ Activated from injured reserve on Nov. 18.



TITANS TIGHT ENDS

No.	Name	Ht	Wt	Exp	College
86	Firkser, Anthony	6-2	246	3	Harvard
85	Pruitt, MyCole	6-2	245	5	Southern Illinois
81	Smith, Jonnu	6-3	248	4	Florida International
87	Swaim, Geoff	6-4	260	6	Texas

#81 - TE JONNU SMITH

6-3, 248, 4th Year, Florida International

[Click for complete bio](#)



Tight end **Jonnu Smith** is in his fourth NFL season in 2020. He was selected by the Titans in the third round (100th overall) of the 2017 NFL Draft.

In 2019, Smith returned from a serious knee injury in 2018 to play in all 16 games with a career-high 14 starts. He set career highs with 35 receptions and 439 receiving yards and tied his career high with three touchdown catches. In the playoffs, he started all three games and contributed six receptions for 59 yards and one touchdown. He was named the team's 2019 Ed Block Courage Award recipient.

Smith's 2018 campaign came to a premature end when he suffered a knee injury against the Jacksonville Jaguars on Dec. 6 and was subsequently placed on injured reserve on Dec. 11. Prior to the injury, he played in 13 games with 12 starts and achieved then-career highs with 20 receptions, 258 receiving yards and three touchdowns. He led the club's tight ends in all three categories at the time of his injury.

During the 2017 regular season, Smith was one of three rookie tight ends to appear in all 16 games (**Gerald Everett** and **David Njoku**) and one of two rookie tight ends with at least 13 starts (**O.J. Howard**). He caught 18 passes for 157 yards and two touchdowns, ranking fifth among all rookie tight end in receptions. He also caught three passes for 19 yards in two postseason games.

Smith concluded his four-year career at Florida International University's all-time leader among tight ends in receptions and receiving yards, totaling 178 receptions for 2,001 yards and 18 touchdowns. On the school's all-time receiving list, regardless of position, Smith finished fourth in receptions, fifth in receiving yards and third in receiving touchdowns.

Smith finished his collegiate career registering at least one reception in every game he played. The 43-game streak was the second-longest streak



of its kind in school annals.

During his senior campaign, he started 11 games and earned second-team All-Conference USA honors. He registered 42 receptions for 506 yards and four touchdowns.

As a sophomore (2014), led all college tight ends with 61 receptions, 710 receiving yards and eight touchdown catches.

Smith is a native of Philadelphia, Pa.

2020 Notes:

- **At Denver (9/14)**, totaled four receptions for 36 yards, including a one-yard touchdown reception on a pass from Ryan Tannehill in the fourth quarter. It was his ninth career touchdown reception. He also recorded a 22-yard reception on a screen play in the first quarter.
- **Against Jacksonville (9/20)**, led the team with a career-high 84 receiving yards on four receptions, including a pair of touchdown catches. He set a career long with a 63-yard reception on the first play from scrimmage. His touchdowns included a 13-yard grab in the first quarter and a four-yard reception in the second quarter. It marked his first career game with multiple touchdowns. He improved his season total to three touchdown receptions after also posting a one-yard touchdown catch in the season opener at Denver, and it marked the third time in his career with at least one touchdown in back-to-back games. He improved his career total to 11 touchdown receptions. Additionally, he drew a 22-yard pass interference penalty in the second quarter on third down.
- **At Minnesota (9/27)**, tied for the team lead with five receptions for a total of 61 yards. He went over the 1,000-yard career receiving mark with his 21-yard grab in the third quarter.
- **Against Buffalo (10/13)**, registered five receptions for 40 yards and a team-high two touchdowns. His two touchdowns tied his career high, established two games earlier against Jacksonville (Sept. 20). His touchdown grabs against the Bills included a four-yard catch in the third quarter and a seven-yarder in the fourth quarter. He surpassed his previous career high for a season of three touchdown catches (2018 and 2019).
- **Against Houston (10/18)**, logged his 50th career regular season game and recorded one reception for 13 yards before leaving the game with an injury.
- **Against Pittsburgh (10/25)**, caught one pass for nine yards.
- **At Cincinnati (11/1)**, caught two passes for 29 yards, including a long reception of 19 yards.
- **Against Chicago (11/8)**, caught two passes for 32 yards and a touchdown. He helped extend the Titans' lead in the fourth quarter with a 30-yard reception and a two-yard touchdown catch on the next play. It gave him six touchdown receptions in 2020 to extend his career high, and it made him the first Titans tight end with at least six touchdown receptions in a season since Delanie Walker (seven) in 2016.
- **Against Indianapolis (11/12)**, posted two receptions for 14 yards and also recorded his first career rushing touchdown on a one-yard run in the second quarter. He became the fourth NFL tight end with a rushing touchdown in 2020, joining Indianapolis' Trey Burton, the L.A. Rams' Gerald Everett and the N.Y. Giants' Evan Engram. Smith became the first Titans tight end with a rushing touchdown since Delanie Walker at Jacksonville on Sept. 17, 2017.
- **At Baltimore (11/22)**, totaled four receptions for 20 yards with one touchdown. On a one-yard touchdown catch on a pass from Ryan Tannehill in the first quarter, he established his first career three-game streak with at least one touchdown in each contest (rushing or receiving). With his seventh touchdown catch of 2020, he tied Delanie Walker (seven touchdown receptions in 2016) for the most single-season touchdown receptions by a tight end in the franchise's "Titans era" (1999–present). On his first catch, an eight-yarder in the first quarter, he notched his 100th career reception. He became the 12th tight end in franchise history to reach the mark.
- **Against Cleveland (12/6)**, he was inactive with a knee injury.
- **At Jacksonville (12/13)**, caught two passes for 20 yards.
- **Against Detroit (12/20)**, tied for the team lead with five receptions and totaled 52 receiving yards.
- **At Green Bay (12/27)**, totaled three receptions for 30 yards, including a 12-yard touchdown pass in the second quarter to give him eight touchdown receptions in 2020. He passed Delanie Walker (seven in 2016) for the most single-season touchdown receptions by a tight end in the franchise's "Titans era" (1999–present).
- **At Houston (1/3)**, caught one pass for eight yards.

Smith's Career Regular Season Statistics:

Year	GP	GS	Rec	Yds	Avg	Lg	TD
2017	16	13	18	157	8.7	32t	2
2018	13	12	20	258	12.9	61t	3
2019	16	14	35	439	12.5	57	3
2020	15	14	41	448	10.9	63	8
Totals	60	53	114	1,302	11.4	63	16

Smith's Career Postseason Statistics:

Year	GP	GS	Rec	Yds	Avg	Lg	TD
2017	2	1	3	19	6.3	10	0
2019	3	3	6	59	9.8	22	1
Totals	5	4	9	78	8.7	22	1

Smith's NFL Regular Season Single-Game Highs:

Receptions - 6 (Twice, last vs. Tampa Bay, 10/27/19)

Receiving Yards - 84 vs. Jacksonville (9/20/20)

Long Reception - 63 vs. Jacksonville (9/20/20)

Touchdowns - 2 (Twice, last vs. Buffalo, 10/13/20)

Smith's NFL Playoff Single-Game Highs:

Receptions - 3 at Kansas City (1/19/20)

Receiving Yards - 38 at Kansas City (1/19/20)

Long Reception - 22 at Kansas City (1/19/20)

Receiving Touchdowns - 1 at Baltimore (1/11/20)

TOUCHDOWNS BY TIGHT ENDS

Tight end **Jonnu Smith** tied for third place among NFL tight ends in total touchdowns in 2020. He reached the end zone on eight receptions and once on a rushing play to give him nine total touchdowns.

Most total touchdowns among NFL tight ends in 2020:

Player	Team	Rec TDs	Rush TDs	Total Tds
1. Robert Tonyan	Green Bay Packers	11	0	11
Travis Kelce	Kansas City Chiefs	11	0	11
3. Jonnu Smith	Tennessee Titans	8	1	9
Darren Waller	Las Vegas Raiders	9	0	9
5. Jimmy Graham	Chicago Bears	8	0	8
6. Jared Cook	New Orleans Saints	7	0	7
Mark Andrews	Baltimore Ravens	7	0	7
Rob Gronkowski	Tampa Bay Buccaneers	7	0	7
9. T.J. Hockenson	Detroit Lions	6	0	6
Hayden Hurst	Atlanta Falcons	6	0	6
Logan Thomas	Washington Football Team	6	0	6
Mike Gesicki	Miami Dolphins	6	0	6

TDs BY FRANCHISE TIGHT ENDS

At Green Bay on Dec. 27, 2020, **Jonnu Smith** caught his eighth touchdown pass of the season. In doing so, he moved into a tie for first place on the franchise's all-time single-season leaderboard for touchdown catches among tight ends.

Smith's eight touchdown receptions in 2020 were the most by a Titans/Oilers tight end since Pro Football Hall of Famer **Dave Casper's** eight touchdown catches in 1981. Tight end **Willie Frazier** (eight in 1965) also had eight touchdown catches.

Smith recorded an additional rushing touchdown in 2020 to give him a franchise-best for tight ends of nine total touchdowns.

Most single-season touchdown receptions by a tight end in franchise history (1960–present):

Tight End	Year	Touchdown Receptions
1. Jonnu Smith	2020	8
Dave Casper	1981	8
Willie Frazier	1965	8
4. Delanie Walker	2016	7
Willard Dewveall	1963	7
6. Delanie Walker	2015	6
Delanie Walker	2013	6
Frank Wycheck	1996	6
Dave Casper	1982	6
Bob McLeod	1962	6

YARDS AFTER CATCH

Tight end **Jonnu Smith** emerged in 2019 as one of the team's top playmakers and one of the NFL's most capable tight ends in production after the catch. He had 35 receptions for 439 yards during the season, and according to Sportradar, 273 of his receiving yards came after the catch—an average of 7.8 yards after each reception.

Among all qualifying NFL tight ends in 2019 (minimum 32 receptions), Smith's 7.8 average yards after catch ranked second. Only Denver Broncos first-round pick **Noah Fant** (8.3) averaged more YAC than Smith.

Per Sportradar, tight ends with the highest average yards after catch per reception in 2019 (minimum 32 receptions):

Player	Team	Rec	Yds	YAC	Avg YAC
1. Noah Fant	Denver Broncos	40	562	330	8.3
2. Jonnu Smith	Tennessee Titans	35	439	273	7.8
3. George Kittle	San Francisco 49ers	85	1,053	599	7.0
4. Jordan Akins	Houston Texans	36	418	246	6.8
5. Darren Waller	Oakland Raiders	90	1,145	570	6.3
T.J. Hockenson	Detroit Lions	32	367	200	6.3
7. Jimmy Graham	Green Bay Packers	38	447	226	5.9
Jared Cook	New Orleans Saints	43	705	254	5.9
9. Tyler Higbee	Los Angeles Rams	69	734	396	5.7
Evan Engram	New York Giants	44	467	252	5.7

MORE TITANS TIGHT ENDS

86 - TE ANTHONY FIRKSER

6-2, 246, 3rd Year, Harvard

➤ Anthony Firkser was signed by the Titans during the 2018 offseason.

➤ In 2019, he set career highs with 15 games played and one start and contributed 14 receptions for 204 yards and one touchdown. He added three catches for 45 yards and a team-high two touchdowns in three playoff games.

➤ In 2018, Firkser spent the first two weeks of the season on the Titans' 53-man roster and played one game before spending the next three weeks on the practice squad. He was added back to the 53-man roster on Oct. 9 and went on to produce 19 receptions for 225 yards and one touchdown in 12 games.

➤ He was originally signed by the New York Jets as an undrafted free agent on May 5, 2017. After his release from the Jets, he spent time as a rookie on the practice squad of the Kansas City Chiefs and stayed with the Chiefs for part of the 2018 offseason.

➤ Firkser appeared in 29 games with 24 starts over four seasons at Harvard (2013-16) and caught 99 passes for 1,559 yards and 14 touchdowns. He finished his career ranked 12th all-time in school history in receptions, ninth all-time in receiving yards and sixth all-time in touchdown receptions. He was named to the All-Ivy League second team as both a junior and sophomore.

➤ He is a native of Manalapan, N.J.

2020 Notes:

➤ **Against Jacksonville (9/20)**, contributed four receptions for 45 yards and forced a crucial pass interference penalty on third down during the game-winning drive in the fourth quarter.

➤ **Against Buffalo (10/13)**, recorded three catches for 19 yards.

➤ **Against Houston (10/18)**, led the team and registered career highs with eight receptions and 113 receiving yards. He notched his first touchdown reception of the season and the third touchdown catch of his career on a seven-yard pass from Ryan Tannehill in the first quarter. He posted a career-long 45-yard catch in the third quarter, topping his previous long of 39 yards (Dec. 8, 2019 at Oakland). During the game-tying drive late in the fourth quarter, he totaled two catches for 30 yards. His 113 receiving yards ranked 13th in franchise history among tight ends and were the most by a Titans tight end since Delanie Walker's 124 yards against the Green Bay Packers on Nov. 13, 2016. Firkser reached 50 career receptions on his final catch of the game.

➤ **At Cincinnati (11/1)**, posted two receptions for 36 yards, including a 26-yard grab in the fourth quarter.

➤ **Against Chicago (11/8)**, caught three passes for 19 yards, including two third-down conversions on scoring drives.

➤ **At Baltimore (11/22)**, tallied four receptions for 33 yards.

➤ **Against Cleveland (12/6)**, totaled 51 yards on five receptions. It was the



second-highest reception total of his career and the third-highest yardage total of his career.

➤ **Against Detroit (12/20)**, caught a 20-yard pass to convert a third-and-11 during a third-quarter scoring drive.

➤ **At Green Bay (12/27)**, posted one catch for 11 yards and a first down.

➤ **At Houston (1/3)**, caught two passes for 18 yards to finish the 2020 campaign with career highs in receptions (39) and receiving yards (387).

85 - TE MyCOLE PRUITT

6-2, 245, 5th Year, Southern Illinois

➤ MyCole Pruitt was signed by the Titans off the Houston Texans practice squad on Sept. 10, 2018, one day after the season opener.

➤ In 2019, he played in all 16 games for the second time in his career and set a career high with 10 starts. He posted six receptions for 90 yards and one touchdown, and he added four catches for 28 yards in three playoff games (one start).

➤ His 2018 totals included nine receptions for 102 yards and one touchdown in 15 games (one start).

➤ He arrived in Tennessee with 21 games of NFL experience with the Texans, Chicago Bears and Minnesota Vikings. His statistics prior to joining the Titans included 12 receptions for 102 yards.

➤ Pruitt was a fifth-round selection by the Vikings in the 2015 NFL Draft.

➤ A native of South Bend, Ind., he amassed multiple school records for tight ends during a four-year career at Southern Illinois, where he tallied 211 career receptions for 2,601 yards and 25 touchdowns. He earned All-America honors for both his junior and senior seasons. Pruitt also was named the best tight end in the 30-year history of Missouri Valley Conference.

2020 Notes:

➤ **At Denver (9/14)**, caught a one-yard touchdown pass from Ryan Tannehill in the second quarter on his only reception of the game. It was his third career touchdown reception.

➤ Placed on the reserve/COVID-19 list on Oct. 8 and removed from the list on Oct. 20.

➤ **Against Cleveland (12/6)**, scored two touchdowns in a game for the first time in his career. He recorded a 22-yard touchdown reception in the third quarter for the longest touchdown catch of his career. On the play, he established a new career high with his second touchdown reception of the season. He also recovered an offensive fumble at the three-yard line and plunged into the end zone for a touchdown in the third quarter. It was the third offensive fumble recovery for a touchdown in franchise history and the team's first since Dec. 28, 2003, when Erron Kinney accomplished the feat.

87 - TE GEOFF SWAIM

6-4, 260, 6th Year, Texas

➤ Swaim was signed by the Titans prior to the start of the 2020 season.

➤ Originally a seventh-round pick by the Cowboys in the 2015 NFL Draft, Swaim played in 43 total games over five seasons with the Cowboys (2015-18) and the Jaguars (2019). His career totals in that time included 48 catches for 401 yards and a touchdown in his career.

➤ In 2019, Swaim appeared in six games with two starts for the Jaguars, totaling 13 receptions for 65 yards.

➤ As a senior at the University of Texas, he started all 13 games, spending most of his time helping block for a running game that rushed for 1,786 yards and seven touchdowns. He totaled 13 catches for 84 yards.

➤ A native of Chico, Calif., Swaim played at Butte College in Oroville, Calif., for two years prior to transferring to Texas.

2020 Notes:

➤ **Against Buffalo (10/13)**, saw his first action of the season and registered his first start in a Titans uniform (21st career start).

➤ **Against Houston (10/18)**, registered his first two catches in a Titans uniform for 10 total yards.

➤ **At Baltimore (11/22)**, caught one pass for nine yards.

➤ **At Indianapolis (11/29)**, caught three passes for 30 yards, setting season highs. The last time he had three receptions was Sept. 29, 2019 at Denver as a member of the Jacksonville Jaguars.

➤ **At Jacksonville (12/13)**, totaled three receptions for 34 yards, including a five-yard touchdown catch in the third quarter. It was his second career touchdown and his first as a member of the Titans. He added a 16-yard reception to get the ball to Jacksonville's one-yard line in the third quarter. It set up a touchdown on the next play.





TITANS WIDE RECEIVERS

No.	Name	Ht	Wt	Exp	College
13	Batson, Cameron	5-8	175	3	Texas Tech
11	Brown, A.J.	6-1	226	2	Mississippi
84	Davis, Corey	6-3	209	4	Western Michigan
10	Humphries, Adam (IR)	5-11	195	6	Clemson
14	Raymond, Kalif	5-8	182	3	Holy Cross
15	Westbrook-Ikhine, Nick	6-2	211	R	Indiana

#11 ■ WR A.J. BROWN

6-1, 226, 2nd Year, Mississippi
[Click for complete bio](#)

Wide receiver **A.J. Brown** is in his second NFL season in 2020. He was selected by the Titans in the second round (51st overall) of the 2019 NFL Draft.

As a rookie, Brown led the Titans in every major receiving category, totaling 52 catches for 1,051 yards and eight touchdowns. He added a 49-yard rushing touchdown. Among all rookies in franchise history, Brown ranked third in receiving yards and fifth in receptions, and he tied for the third-highest receiving touchdown total.

Brown led the 2019 NFL rookie class in receiving yards and total touchdowns, and he tied for the rookie lead in touchdown receptions. He also placed fifth among rookies in receptions. Among all NFL players in 2019—rookies and veterans—Brown finished second in receiving average (20.2), behind only the Los Angeles Chargers' **Mike Williams** (20.4).

During a three-year career at Mississippi (2016-18), Brown became the program's all-time leading receiver with 2,984 yards. He ranked third in school history with 189 receptions and fifth all-time with 19 touchdowns. Brown averaged 15.8 yards per catch and 82.9 yards per game, and he tallied the most 100-yard receiving games in Ole Miss history with 12. He became the only receiver in Ole Miss history to tally 60 or more receptions in back-to-back seasons.

In 2018, Brown started all 12 games and set Ole Miss' single-season receiving records in yards (1,320) and catches (85), leading the SEC in both categories. His 1,320 receiving yards ranked seventh in the nation. Brown caught six touchdowns, averaging 110.0 yards per game, and he topped the 100-yard receiving mark in six contests. He earned AP first-team All-SEC and third-team All-American honors for the second consecutive season.

Brown was selected in the 19th round of the 2016 Major League Baseball Draft by the San Diego Padres as a centerfielder and he participated in the team's extended spring training program each summer from 2016-18.

He is a native of Starkville, Miss.

2020 Notes:

- **At Denver (9/14)**, posted five receptions for 39 yards. It was his 17th consecutive regular season game with at least one reception to begin his career. On the game-winning drive late in the fourth quarter, he drew a key 16-yard pass interference penalty.
- **Against Jacksonville (9/20)** and **at Minnesota (9/27)**, he was inactive with a knee injury.
- **Against Buffalo (10/13)**, returned to the lineup and led the team with seven receptions and 82 receiving yards, including a touchdown reception. It was the second-highest reception total of his career (eight vs. Houston on Dec. 15, 2019) and his seventh-highest receiving yardage total. He recorded his first touchdown of the season and the ninth touchdown reception of his career on a 16-yard pass from Ryan Tannehill in the first quarter.
- **Against Houston (10/18)**, totaled five receptions for 58 yards and two touchdowns. He scored on a six-yard grab in the first quarter and a seven-yard reception late in the fourth quarter. His two touchdown receptions tied his career high, matching a feat he most recently accomplished at Oakland on Dec. 8, 2019. He registered the 10th and 11th touchdown receptions of



his 19-game career, and in doing so, he became the franchise's first player since the 1970 AFL-NFL merger to reach 10 career touchdown receptions in less than 20 career games. Former wide receiver Chris Sanders held the previous franchise mark since 1970 with nine touchdown receptions in his first 20 games. With four seconds remaining in the fourth quarter, his seven-yard touchdown reception on a pass from Ryan Tannehill gave the Titans a chance to tie the score at 36-36 with the extra point and eventually win the game in overtime.

- **Against Pittsburgh (10/25)**, led the team and tied his career high with 153 receiving yards on six receptions with one touchdown. He matched the 153 yards he posted at Oakland on Dec. 8, 2019. He recorded a 73-yard touchdown reception in the third quarter to notch the second-longest reception of his career (91 yards at Oakland on Dec. 8, 2019). The play gave him four touchdown receptions in 2020 and 12 career touchdown catches. He joined Robby Anderson (two) as the only NFL player with multiple touchdown receptions of at least 73 yards since the start of the 2019 season, and he joined Kenny Britt (two) and Nate Washington (two) as the only players in the franchise's "Titans era" (since 1999) with multiple career touchdown receptions of at least 73 yards. Brown became the first Titans player with a streak of three consecutive games catching a touchdown pass since Rishard Matthews accomplished the feat in 2016. His 153 receiving yards tied for the 10th-highest total by a player in the franchise's "Titans era" (since 1999). He recorded his sixth career game with at least 100 receiving yards (first of 2020), going over the 100-yard mark on a 20-yard grab in the fourth quarter.

- **At Cincinnati (11/1)**, totaled four receptions for 24 yards and one touchdown, giving him his fourth consecutive game with at least one touchdown reception. He became the team's first player to do so since Kenny Britt's four-game streak from 2010 to 2011 and the team's first player to do so in a single season since Britt had a separate five-game streak in 2010.

- **Against Chicago (11/8)**, led the team with four receptions and 101 receiving yards with one touchdown. He registered his seventh career 100-yard receiving game and his second 100-yard performance of 2020. At 23 years and 131 days old, he became the franchise's third player to eclipse 1,500 career receiving yards before his 24th birthday, joining Kenny Britt (22 years, 357 days) and Ernest Givins (23 years, 80 days). With his fifth consecutive game with at least one touchdown reception, he became the team's first player to do so since Kenny Britt's five-game streak in 2010, and his streak tied for the third-longest streak of its kind in franchise history. After recording a 38-yard reception in the first quarter, he posted a 40-yard touchdown reception in the second quarter.

- **Against Indianapolis (11/12)**, recorded a 21-yard reception in the first quarter.

- **At Baltimore (11/22)**, caught four passes for 62 yards, including a 14-yard touchdown with 2 minutes and 18 seconds remaining in the fourth quarter. He delivered the touchdown on third-and-10 and broke multiple tackles to reach the end zone. It was his seventh touchdown reception of the season and the 15th touchdown catch of his career. He also drew a 39-yard pass interference penalty on the offense's first play from scrimmage.

- **At Indianapolis (11/29)**, led the team with four receptions for 98 yards and one touchdown. His 69-yard touchdown catch in the first quarter was the third-longest reception of his career and gave him more touchdown catches of 69-plus yards than any other player since the beginning of the



2019 campaign. He tied his rookie total with his eighth touchdown reception of the season and became the fourth player in franchise history with at least eight touchdown receptions in back-to-back seasons, joining Bill Groman (1960-61), Charlie Hennigan (1961-64) and Drew Hill (1988-89). Brown added a 42-yard kickoff return for a touchdown on an onside attempt by the Colts in the fourth quarter. He was credited with the team's first kickoff return for a touchdown since Sept. 9, 2018, when Darius Jennings had a 94-yarder at Miami. Brown became the first player in franchise history with a receiving touchdown and a kickoff return touchdown in the same game and was the first NFL player to accomplish the feat since Dec. 31, 2017, when Pittsburgh's JuJu Smith-Schuster had a touchdown catch and a kickoff return for a score against Cleveland. Since 1948, Brown was the 27th NFL player to do so, and from that group, he was the third player to have a kickoff return touchdown and a receiving touchdown of at least 69 yards, joining Washington's Bobby Mitchell (Sept. 16, 1962) and the Dallas Texans' Abner Haynes (Oct. 15, 1961).

➤ **Against Cleveland (12/6)**, totaled 87 yards on four receptions, including a 40-yard reception in the second quarter. It was his NFL-leading 12th reception of at least 40 yards since the beginning of his 2019 rookie season.

➤ **At Jacksonville (12/13)**, totaled seven receptions for 112 yards and one touchdown. It was his third 100-yard receiving game of 2020 and the eighth 100-yard game of his two-year career. He reached 100 career receptions on a 13-yard catch in the second quarter. With a 37-yard touchdown reception in the first quarter, he notched his ninth touchdown catch of 2020 to eclipse his rookie total (eight) from 2019. He became the first Titans player with nine touchdown receptions in a season since Rishard Matthews reached the number in 2016.

➤ **Against Detroit (12/20)**, totaled five receptions for 44 yards and one touchdown. His two-yard touchdown catch in the fourth quarter gave him a career-high 10 touchdown catches in 2020. He joined Drew Bennett (11 in 2004) as the only players in the team's "Titans era" (since 1999) with 10 or more touchdown receptions in a season. It was his ninth game of 2020 with at least one touchdown.

➤ **At Green Bay (12/27)**, led the team with four receptions and 43 receiving yards.

➤ **At Houston (1/3)**, registered a career-high 10 receptions for 151 yards, including a four-yard touchdown catch to put him in a tie with Drew Bennett (11 touchdowns in 2004) for the most touchdown catches in a season in the team's "Titans era" (since 1999). He contributed a 52-yard reception with 10 seconds remaining in the fourth quarter to set up the game-winning field goal. He tallied his fourth 100-yard receiving game of 2020 and the ninth 100-yard receiving game of his two-year career. He was the 11th player to reach 1,000 receiving yards in each of his first two NFL seasons, the first player to do so since Michael Thomas (2016-17) and the only player in Titans/Oilers history other than Bill Groman (1960-61) to accomplish the feat. Brown became the ninth player in NFL history with 1,000 receiving yards, 50 receptions and five receiving touchdowns in each of his first two seasons. Brown also became the fifth NFL player since 1970 with at least 2,000 receiving yards and 19 receiving touchdowns in their initial two seasons. The most recent was Odell Beckham Jr. with the New York Giants from 2014 to 2015.

Brown's Career Regular Season Statistics:

Year	Team	GP	GS	Rec	Yds	Avg	Lg	TD
2019	Ten	16	11	52	1,051	20.2	91t	8
2020	Ten	14	12	70	1,075	15.4	73	11
Totals		30	23	122	2,126	17.4	91	19

Brown's 2019/Career Postseason Statistics:

Year	Team	GP	GS	Rec	Yds	Avg	Lg	TD
2019	Ten	3	3	5	64	12.8	37	0

Brown's Regular Season Single-Game Highs:

- Receptions** - 10 at Houston (1/3/21)
- Receiving Yards** - 153 (twice, last vs. Pittsburgh, 10/25/20)
- Long Reception** - 91t at Oakland (12/8/19)
- Touchdown Receptions** - 2 (three times, last vs. Houston, 10/18/20)

Brown's Playoff Single-Game Highs:

- Receptions** - 3 at Kansas City (1/19/20)
- Receiving Yards** - 51 at Kansas City (1/19/20)
- Long Reception** - 37 at Kansas City (1/19/20)
- Touchdown Receptions** - (none)

BROWN'S RECEIVING PACE

Wide receiver **A.J. Brown** is off to one of the best beginnings to a career in franchise history. Since 1970, his pace to this point in his career ranks among the franchise's top players in both receiving yards and receiving touchdowns

Most touchdown receptions for the Titans/Oilers during a player's first 30 games with the team, 1970–present:

Player	Games	Rec TD
1. A.J. Brown	30	19
2. Kenny Britt	30	15
3. Dave Casper	30	14
Drew Hill	30	14
5. Rishard Matthews	30	13
Chris Sanders	30	13
7. Charlie Joiner	29	12
Nate Washington	30	12
9. (four tied)		10

Most receiving yards for the Titans/Oilers during a player's first 30 games with the team, 1970–present:

Player	Games	Rec Yards
1. Ernest Givins	30	2,214
2. A.J. Brown	30	2,126
3. Drew Hill	30	2,073
4. Kenny Britt	30	1,747
5. Rishard Matthews	30	1,740
6. Kendall Wright	30	1,655
7. Chris Sanders	30	1,600
8. Webster Slaughter	30	1,599
9. Justin Gage	30	1,506
10. Delanie Walker	30	1,461

BROWN'S FIRST 20 GAMES

Against the Pittsburgh Steelers on Oct. 25, **A.J. Brown** participated in his 20th career game. Brown's statistics in his first 20 games placed him in distinguished company. His totals included 75 receptions for 1,383 receiving yards—an 18.4-yard average—and 12 touchdown catches.

In the last 50 years (since 1970), Brown and **Randy Moss** are the only players to enter the NFL and reach 75 receptions and 12 touchdown catches while averaging at least 18.0 yards per reception in their first 20 career games.

NFL players since 1970 with 75 receptions, 12 touchdown receptions and an 18.0-yard receiving average through 20 career games (as of 2020 Week 7):

Player	Seasons	Team	Rec	Yards	Avg	Rec TD
Randy Moss	1998–1999	Minnesota	82	1,556	19.0	20
A.J. Brown	2019–2020	Tennessee	75	1,383	18.4	12

In his first 20 games, Brown had five performances in which he registered at least 100 receiving yards with one or more touchdown catches. Since 1970, only two players—**Odell Beckham Jr.** (eight) and **Victor Cruz** (six)—had more performances within their first 20 games in which they had 100 or more receiving yards and reached the end zone at least once. The others tied on the list with Brown are **Martavis Bryant**, **T.Y. Hilton**, **Julio Jones**, **Anquan Boldin**, **Marcus Robinson** and Moss.

Most receiving performances with a minimum of 100 yards and one touchdown in a player's first 20 career games, 1970-2020 (as of 2020 Week 7):

Player	Seasons	Team	Games w/ 100 Rec Yards + Rec TD
1. Odell Beckham Jr.	2014–2015	N.Y. Giants	8
2. Victor Cruz	2010–2012	N.Y. Giants	6
3. A.J. Brown	2019–2020	Tennessee	5
Martavis Bryant	2014–2015	Pittsburgh	5
T.Y. Hilton	2012–2013	Indianapolis	5
Julio Jones	2011–2012	Atlanta	5
Anquan Boldin	2003–2004	Arizona	5
Randy Moss	1998–1999	Minnesota	5
Marcus Robinson	1998–2000	Chicago	5
10. (several tied)			4

FRANCHISE ROOKIE RECEIVING

Wide receiver **A.J. Brown** was the team's leading receiver in every major category during the 2019 regular season, and he vaulted high up the franchise's all-time rookie receiving charts.

Brown had 52 receptions for 1,051 yards for an average of 20.2 yards per catch, and he scored on eight touchdown receptions. He added a 49-yard rushing touchdown.

Among rookies in the history of the organization, Brown ranked third in receiving yards and fifth in receptions, and he tied for the third-highest receiving touchdown total.

Most receiving yards by a rookie in franchise history:

Player	Season	Rec Yds
1. Bill Groman	1960	1,473
2. Ernest Givins	1986	1,062
3. A.J. Brown	2019	1,051
3. Chris Sanders	1995	823
5. Charlie Hennigan	1960	722
6. Kenny Britt	2009	701
7. Jerry LeVias	1969	696
8. Kendall Wright	2012	626
9. Mac Haik	1968	584
10. Dorial Green-Beckham	2015	549

Most receptions by a rookie in franchise history:

Player	Season	Receptions
1. Bill Groman	1960	72
2. Kendall Wright	2012	64
3. Ernest Givins	1986	61
4. Sid Blanks	1964	56
5. A.J. Brown	2019	52
6. Charlie Hennigan	1960	44
7. Chris Johnson	2008	43
8. Kenny Britt	2009	42
Jerry LeVias	1969	42
10. Tajaé Sharpe	2016	41

Most touchdown receptions by a rookie in franchise history:

Player	Season	Rec TD
1. Bill Groman	1960	12
2. Chris Sanders	1995	9
3. A.J. Brown	2019	8
Mac Haik	1968	8
5. Charlie Hennigan	1960	6
Tony Jones	1990	6
7. Billy Cannon	1960	5
Curtis Duncan	1987	5
Jerry LeVias	1969	5
10. (several tied)		4

2019 RECEIVING LEADERS, FINAL 6 GAMES

Over the final six regular season games of 2019, Titans second-round pick **A.J. Brown** not only led all rookies but also led all NFL players with 605 receiving yards and a remarkable average of 24.2 yards per catch. His five touchdown receptions in the final six games tied for the second-most in the NFL.

Most receiving yards in the final six games (team games) of 2019:

Player	Team	Rec	Yds	Avg	TD
1. A.J. Brown	Tennessee	25	605	24.2	5
2. DeVante Parker	Miami	32	598	18.7	5
3. Michael Thomas	New Orleans	55	584	10.6	4
4. Robert Woods	L.A. Rams	45	568	12.6	2
5. Breshad Perriman	Tampa Bay	26	550	21.2	5
6. Tyler Higbee	L.A. Rams	48	542	11.3	2
7. Allen Robinson	Chicago	41	514	12.5	4
8. George Kittle	San Francisco	39	512	13.1	3
Julio Jones	Atlanta	40	512	12.8	2
10. Travis Kelce	Kansas City	41	488	11.9	2
Christian McCaffrey	Carolina	57	488	8.6	1

ROOKIE & 1ST-YEAR RECEIVING LEADERS

Titans wide receiver **A.J. Brown**, a second-round pick in the 2019 NFL Draft (51st overall), led the 2019 rookie class in receiving yards (1,051), and he tied for the rookie lead in touchdown receptions (eight). He also placed fifth in receptions.

Most receiving yardage in 2019 by NFL rookies and first-year players:

Player	Team	Position	Rec Yds
1. A.J. Brown	Tennessee Titans	WR	1,051
2. Terry McLaurin	Washington Redskins	WR	919
3. DK Metcalf	Seattle Seahawks	WR	900
4. Deebo Samuel	San Francisco 49ers	WR	802
5. Darius Slayton	New York Giants	WR	740
6. Diontae Johnson	Pittsburgh Steelers	WR	680
7. Hunter Renfrow	Oakland Raiders	WR	605
8. Marquise Brown	Baltimore Ravens	WR	584
9. Noah Fant	Denver Broncos	TE	562
10. Mecole Hardman	Kansas City Chiefs	WR	538

Most receptions in 2019 by NFL rookies and first-year players:

Player	Team	Position	Rec
1. Diontae Johnson	Pittsburgh Steelers	WR	59
2. Terry McLaurin	Washington Redskins	WR	58
DK Metcalf	Seattle Seahawks	WR	58
4. Deebo Samuel	San Francisco 49ers	WR	57
5. A.J. Brown	Tennessee Titans	WR	52
6. Miles Sanders	Philadelphia Eagles	RB	50
7. Hunter Renfrow	Oakland Raiders	WR	49
8. Darius Slayton	New York Giants	WR	48
9. Marquise Brown	Baltimore Ravens	WR	46
10. Noah Fant	Denver Broncos	TE	40

Most touchdown receptions in 2019 by NFL rookies and first-year players:

Player	Team	Position	TD
1. A.J. Brown	Tennessee Titans	WR	8
Darius Slayton	New York Giants	WR	8
3. DK Metcalf	Seattle Seahawks	WR	7
Terry McLaurin	Washington Redskins	WR	7
Marquise Brown	Baltimore Ravens	WR	7
6. Mecole Hardman	Kansas City Chiefs	WR	6
7. Diontae Johnson	Pittsburgh Steelers	WR	5
Foster Moreau	Oakland Raiders	TE	5
9. Hunter Renfrow	Oakland Raiders	WR	4
Steven Sims	Washington Redskins	WR	4

BROWN'S CAREER 100-YARD RECEIVING GAMES

Date	Opp	No.	Yds.	Avg.	Lg	TD
12/08/2019	at Oakland	5	153	30.6	91t	2
10/25/2020	Pittsburgh	6	153	25.5	73t	1
01/03/2021	at Houston	10	151	15.1	52	1
11/24/2019	Jacksonville	4	135	33.8	65t	1
12/29/2019	at Houston	4	124	31.0	51t	1
12/15/2019	Houston	8	114	14.3	60	1
12/13/2020	at Jacksonville	7	112	16.0	37t	1
11/08/2020	Chicago	4	101	25.3	40t	1
09/08/2019	at Cleveland	3	100	33.3	51	0

* Playoffs

2019 RECEIVING AVERAGE LEADERS

Titans rookie wide receiver **A.J. Brown** finished second among all qualifying NFL players in 2019 in receiving average. Only the Chargers' **Mike Williams** (20.4) averaged more yards per reception than Brown.

Highest receiving average in 2019 (all players; minimum 16 receptions):

Player	Rec	Rec Yds	Rec Avg
1. Mike Williams	49	1,001	20.4
2. A.J. Brown	52	1,051	20.2
3. Kenny Golladay	65	1,190	18.3
4. Stefon Diggs	63	1,130	17.9
Breshad Perriman	36	645	17.9
6. Mike Evans	67	1,157	17.3
7. Michael Gallup	66	1,107	16.8
8. James Washington	44	735	16.7
DeVante Parker	72	1,202	16.7
10. Chris Conley	47	775	16.5

45+ YARD SCRIMMAGE PLAYS

A.J. Brown had a league-leading total among all players of nine scrimmage plays of at least 45 yards during the 2019 regular season. He had eight receptions that went for a minimum of 45 yards and added a 49-yard rushing attempt for a touchdown.

Wide receivers **Mike Williams** of the Los Angeles Chargers and **Stefon Diggs** of the Minnesota Vikings tied for second in the NFL with six scrimmage plays of at least 45 yards in 2019.

Most scrimmage plays of 45 yards or more in 2019:

Player	Team	45+ Yard Scrimmage Plays
1. A.J. Brown	Tennessee Titans	9
2. Mike Williams	Los Angeles Chargers	6
Stefon Diggs	Minnesota Vikings	6
4. Amari Cooper	Dallas Cowboys	5
Saquon Barkley	New York Giants	5
6. Derrick Henry	Tennessee Titans	4
D.J. Moore	Carolina Panthers	4
DeVante Parker	Miami Dolphins	4
Kenny Golladay	Detroit Lions	4
Leonard Fournette	Jacksonville Jaguars	4
Marquez Valdes-Scantling	Green Bay Packers	4
Mike Evans	Tampa Bay Buccaneers	4

45+ YARD RUN & 90+ YARD CATCH

A.J. Brown's longest scrimmage play of his rookie season was a 91-yard touchdown reception at Oakland on Dec. 8. That play in combination with his 49-yard touchdown run on Dec. 22 against New Orleans made him only the fifth NFL player since 1948 with at least one touchdown catch of 90-plus yards and at least one touchdown run of 45-plus yards in the same season.

Prior to Brown, the last time a player did so was 1985, when New England Patriots running back **Craig James** had a 90-yard touchdown reception to go with touchdown runs of 65 and 57 yards.

NFL players since 1948 with a touchdown reception of at least 90 yards and a rushing touchdown of at least 45 yards in the same season:

Player (Pos)	Team	Year	Long TD Rec	Long TD Run
A.J. Brown (WR)	Tennessee	2019	91	49
Craig James (RB)	New England	1985	90	65
Ollie Matson (RB/FL)	L.A. Rams	1961	96	69
John David Crow (RB/TE)	Chicago Cardinals	1958	91	83
Billy Grimes (RB)	Green Bay	1950	96	73

50 RECEPTIONS, 1,000 YARDS

A.J. Brown enjoyed one of the finest seasons in franchise history by a rookie wide receiver. His 2019 regular season totals included 52 receptions, 1,051 receiving yards and eight touchdown catches, and his 20.2-yard receiving average ranked second in the NFL.

Brown achieved a rare statistical combination matched by only three other NFL rookies since 1970. Since then, **John Jefferson** (1978), **Bill Brooks** (1986), **Randy Moss** (1998) and Brown are the league's only rookies to have a minimum of 50 receptions, 1,000 receiving yards and five receiving touchdowns while averaging at least 17.0 yards per catch.

NFL rookies since 1970 with 50 receptions, 1,000 receiving yards, five touchdown receptions and a 17.0-yard receiving average:

Player	Year	Team	Rec	Yards	TD	Avg
A.J. Brown	2019	Tennessee	52	1,051	8	20.2
Randy Moss	1998	Minnesota	69	1,313	17	19.0
Bill Brooks	1986	Indianapolis	65	1,131	8	17.4
John Jefferson	1978	San Diego	56	1,001	13	17.9



#84 ■ WR COREY DAVIS

6-3, 209, 4th Year, Western Michigan

[Click for complete bio](#)

Wide receiver **Corey Davis** is in his fourth NFL season in 2020. He was selected by the Titans with the fifth overall pick in the 2017 NFL Draft.

During his first three seasons, Davis led the Titans in total receptions (142), receiving yards (1,867) and receiving first downs (97), and his six touchdown catches tied for third place on the club.

Davis' 2019 statistics included 43 receptions for 601 yards and a pair of touchdowns in 15 games (11 starts). He added 68 yards and a touchdown on six receptions during the playoffs.

Davis led the Titans offense in 2018 with 65 receptions, 891 receiving yards and four touchdowns. His yardage total ranked ninth among all AFC wide receivers.

As a rookie, Davis totaled 34 receptions for 375 yards in 11 games (nine starts). He started both postseason contests and contributed nine receptions for 98 yards and a team-high two touchdowns.

In four seasons at Western Michigan (2013–2016), Davis played and started 50 games. He registered 332 career receptions for 5,285 yards and 52 touchdowns, setting the Mid-American Conference record in each category and becoming the only player in FBS history with 300 catches, 5,000 yards and 50 touchdowns. His 5,285 career receiving yards were the most in FBS history, and he ended his career ranked second all-time in FBS history with 52 career receiving touchdowns (60 by Jarett Dillard). Davis' 332 career receptions ranked fourth all-time in FBS annals.

As a senior, he set career highs with 97 receptions, 1,500 receiving yards and 19 touchdowns, ranking eighth, seventh and first (tied) in the FBS, respectively. He helped the Broncos win the MAC and go undefeated until suffering their first loss in the Cotton Bowl. Davis' record-setting, All-American campaign included five games of 100-plus yards and six games of two or more receiving touchdowns.

Davis is a native of Wheaton, Ill.

2020 Notes:

- **At Denver (9/14)**, led the team on Monday Night Football with seven receptions and 101 receiving yards, including a long reception of 23 yards in the second quarter. His reception total tied for the second-highest number of his career, and his yardage total ranked third in his career. He contributed a nine-yard catch for a first down during the game-winning scoring drive late in the fourth quarter. It was the eighth 100-yard receiving game in franchise history by a player in a Week 1 road game, most recently by A.J. Brown at Cleveland in 2019.
- **Against Jacksonville (9/20)**, totaled three receptions for 36 yards, including a touchdown on a nine-yard pass from Ryan Tannehill in the first quarter. It was his first touchdown of 2020 and the seventh touchdown of his four-year career. He reached 150 career receptions on his nine-yard touchdown catch and reached the 2,000-yard career receiving mark on his 17-yard catch in the third quarter.
- **At Minnesota (9/27)**, tied for the team lead with five receptions for



69 receiving yards. On his first reception, he extended his streak to 25 consecutive receptions resulting in a first down. The streak ended on his next catch. It was the longest active streak in the NFL at the time. He turned a pass from Ryan Tannehill into a 38-yard gain in the third quarter, leading to a Titans touchdown three plays later.

- Placed on reserve/COVID-19 on Oct. 7 and activated from the list on Oct. 19.
- **Against Pittsburgh (10/25)**, tied for the team lead with six receptions for 35 yards and a touchdown. He registered a five-yard touchdown reception in the second quarter. It was his second touchdown reception of 2020 and his eighth career touchdown catch.
- **At Cincinnati (11/1)**, led the team with eight receptions for 128 yards, including a touchdown catch. His reception and yardage totals were each the second-best numbers of his career behind his nine-catch, 161-yard effort against Philadelphia on Sept. 30, 2018. That was also the last time before his performance at Cincinnati that the Titans had a player with at least eight receptions and at least 120 receiving yards in a single game. He became the franchise's fourth player in the "Titans era" (since 1999) to have multiple career games with at least eight receptions, at least 120 receiving yards and at least one touchdown catch. The only others to accomplish the feat were Delanie Walker (two games), Derrick Mason (three games) and Drew Bennett (two games). He posted three receptions of 20-plus yards: 27- and 24-yard catches in the first quarter and a 23-yard reception in the third quarter. It was his second consecutive game with a touchdown catch.
- **Against Indianapolis (11/8)**, led the team with five receptions and 67 receiving yards, including a 20-yard catch. It was his fifth game of 2020 with at least five receptions.
- **At Baltimore (11/22)**, appeared in his 50th career regular season game. He led the team with 113 yards on five receptions (22.6 avg.), logging his fifth career 100-yard game and his career-high third 100-yard effort of 2020. He recorded a 50-yard catch in the third quarter, which was the second-longest reception of his career behind only a 51-yarder against Philadelphia on Sept. 30, 2018.
- **At Indianapolis (11/29)**, totaled three receptions for 70 yards. All three of his catches resulted in first downs, giving him 34 first downs on 42 receptions in 2020. He converted a fourth-and-four with a 37-yard reception in the second quarter. The reception, which ended at the one-yard line, set up a Titans touchdown on the next play.
- **Against Cleveland (12/6)**, led the team and set career highs with 11 receptions and 182 receiving yards. His previous highs were nine catches and 161 receiving yards against Philadelphia on Sept. 30, 2018. He became the third player in franchise history and the first since Drew Bennett on Dec. 13, 2004 against Kansas City to post at least 11 receptions, 180 receiving yards and one touchdown in a game. The only player other than Davis and Bennett to accomplish the feat for the organization was Charlie Hennigan (13-272-1) at the Boston Patriots on Oct. 13, 1961. Davis became the first Titans player with 11 or more receptions in a game since on Dec. 15, 2013, when Kendall Wright had 12 catches against the Arizona Cardinals. He also recorded the fourth-most receiving yards in a game in the franchise's "Titans era" (since 1999). Davis' 182 receiving yards were the most by any Titans player in a game since Oct. 24, 2010, when Kenny Britt totaled 225 yards against the Philadelphia Eagles. In the second quarter, he scored a touchdown on a 17-yard grab. He tied his career high, originally set in 2018, with his fourth touchdown catch of the season. It was his 10th career touchdown reception. He reached the 2,500-yard career receiving mark on his first reception. He became the 18th player in franchise history to hit the number. He contributed receptions of 43 yards and 22 yards in the third quarter, each of which set up Titans touchdowns. On an 18-yard reception in the third quarter, he went over the 100-yard mark in a game for the sixth time in his career and for the fourth time in 2020, extending his career high.
- **At Jacksonville (12/13)**, caught three passes for 34 yards.
- **Against Detroit (12/20)**, logged his sixth career 100-yard receiving game, totaling four catches for 110 yards and one touchdown. It was his fifth 100-yard receiving game of 2020. He scored on a 75-yard pass from Ryan Tannehill in the first quarter. It was the longest reception of his career, topping his previous long of 51 yards against Philadelphia on Sept. 30, 2018. Davis established a new career high with five touchdown receptions in 2020, topping the four touchdowns he scored in 2018. It gave him 11 career touchdown receptions. On his second catch of the day, he became the 17th player in franchise history to reach 200 career receptions (202). He established a new career high for receiving yards in a season, exceeding his 891 yards in 2018.
- **At Houston (1/3)**, placed second on the team with five receptions for 39 yards to tie his career high with 65 receptions on the season (2018). He also finished the 2020 campaign with a career-high 984 receiving yards and five touchdowns.

Davis' Career Regular Season Statistics:

Year	Team	GP	GS	Rec	Yds	Avg	Lg	TD
2017	Ten	11	9	34	375	11.0	37	0
2018	Ten	16	16	65	891	13.7	51	4
2019	Ten	15	11	43	601	14.0	38	2
2020	Ten	14	12	65	984	15.1	75	5
Totals		56	48	207	2,851	13.8	75	11

Davis' Career Postseason Statistics:

Year	Team	GP	GS	Rec	Yds	Avg	Lg	TD
2017	Ten	2	2	9	98	10.9	17	2
2019	Ten	3	3	6	68	11.3	22	1
Playoff Totals		5	5	15	166	11.1	22	3

Davis' Regular Season Single-Game Highs:

Receptions - 11 vs. Cleveland (12/6/20)
Receiving Yards - 182 vs. Cleveland (12/6/20)
Long Reception - 75 vs. Detroit (12/20/20)
Receiving Touchdowns - 1 (11 times, last vs. Detroit, 12/20/20)

Davis' Playoff Single-Game Highs:

Receptions - 5 (Twice, last at Kansas City, 1/19/20)
Receiving Yards - 65 at Kansas City (1/19/20)
Long Reception - 22 at Kansas City, 1/19/20)
Receiving Touchdowns - 2 at New England (1/13/18)

PCT. OF RECEPTIONS FOR FIRST DOWNS

Since the beginning of the 2019 season, **Corey Davis** and teammate **A.J. Brown** been two of the NFL's most efficient receivers when it comes to catching passes for first downs.

Highest percentage of receptions for first downs from 2019–2020 (min. 50 receptions):

Player	Receptions	Receiving 1st Downs	Percentage
1. Kenny Golladay	85	68	80.0
2. Mike Evans	137	109	79.6
3. Mike Williams	97	76	78.4
4. Tee Higgins	67	52	77.6
5. A.J. Brown	122	94	77.0
6. DeVante Parker	135	103	76.3
7. Preston Williams	50	38	76.0
8. Corey Davis	108	82	75.9
9. D.J. Moore	153	116	75.8
10. Julio Jones	150	113	75.3



CONVERTING THIRD DOWNS

Corey Davis led the team in overall receiving in 2018, and he also became a favorite target on third down.

Twenty-three of his 65 catches came on third down, and of those plays, 20 resulted in first downs. His 20 receptions to convert third downs tied for the eighth-highest total in the NFL and were the most by a Titans player since tight end **Delanie Walker's** 21 such catches in 2015.

Most third-down conversions on receptions in 2018:

Player	3rd Down Receptions	Converted for 1st Down
1. Julio Jones	32	24
2. Tyler Boyd	24	22
Michael Thomas	30	22
DeAndre Hopkins	30	22
5. Adam Thielen	29	21
Travis Kelce	24	21
T.Y. Hilton	24	21
8. Corey Davis	23	20
Mike Evans	21	20
10. Davante Adams	27	19
Dede Westbrook	22	19

100 RECEPTIONS IN 29 GAMES

Against Indianapolis on Sept. 15, 2019, **Corey Davis** reached 100 career receptions. In doing so, he became one of the franchise's fastest players to 100 receptions.

Since the 1970 AFL-NFL merger, only wide receivers **Kendall Wright** (22 games) and **Ernest Givins** (24) hit 100 receptions with the Titans/Oilers within their first 30 games prior to Davis.

Fewest career NFL games needed to reach 100 receptions with the franchise, 1970–2019:

Player	Pos	Games to Reach 100 Receptions
1. Kendall Wright	WR	22
2. Ernest Givins	WR	24
3. Corey Davis	WR	29
4. Kenny Britt	WR	31
5. Chris Johnson	RB	33
6. Haywood Jeffires	WR	37
Ben Troupe	TE	37
8. Kevin Dyson	WR	38
9. Billy Johnson	WR	39
10. Chris Sanders	WR	40

AMONG FASTEST TO 1,000 REC YARDS

On Nov. 26, 2018 at Houston, Titans wide receiver **Corey Davis** hit the 1,000-yard career receiving mark in his 22nd NFL game.

Davis reached the 1,000-yard mark in fewer career games than all but two players for the franchise since 1970. In that time period, only **Ernest Givins** and **Chris Sanders** hit the mark in fewer games. Givins reached 1,000 receiving yards in his 14th career game in 1985, and Sanders took 21 games from 1995–1996 to reach the plateau. Davis tied **Kendall Wright**, who also hit 1,000 receiving yards in his 22nd game (2012–2013).


Titans/Oilers to reach 1,000 receiving yards in the fewest games at the beginning of a career from 1970 to 2018:

Player	Season(s)	Games to 1,000 Rec Yards
1. Ernest Givins	1985	14
2. Chris Sanders	1995–1996	21
3. Corey Davis	2017–2018	22
Kendall Wright	2012–2013	22
5. Kenny Britt	2009–2010	23

#10 - WR ADAM HUMPHRIES

5-11, 195, 6th Year, Clemson

[Click for complete bio](#)



Wide receiver **Adam Humphries** is in his sixth NFL season and his second campaign with the Titans in 2020. He was signed as an unrestricted free agent on March 15, 2019 after spending the first four years of his career (2015-18) with the Tampa Bay Buccaneers.

Humphries appeared in the first 12 games of the regular season before suffering an ankle injury, which caused him to be inactive for the final four games in December. His regular season totals included 37 receptions for 374 yards and a pair of touchdowns. He returned for the AFC Championship Game and registered four catches for 25 yards.

In 60 career games with the Buccaneers (17 starts), Humphries totaled 219 receptions for 2,329 yards and nine touchdowns, increasing his reception and yardage totals every season. He also returned 51 punts for 425 yards.

In 2018, Humphries set career highs with 76 receptions, 816 receiving yards and five touchdowns. Aligned in the slot (per Sportradar and Next Gen Stats), he ranked first in the NFL in receiving first downs (42), tied for second in receptions (59), and finished second in total yards after catch (319).

A native of Spartanburg, S.C., Humphries played four seasons at Clemson, where he accumulated 127 catches for 1,097 yards and three touchdowns in 53 career games.

He entered the NFL by signing with the Buccaneers as an undrafted free agent on May 11, 2015.

2020 Notes:

- **At Denver (9/14)**, finished second on the team with six receptions and 47 receiving yards. He had two receptions for 14 yards during the game-winning drive in the fourth quarter. His six catches tied his high mark for number of receptions in a Titans uniform.
- **Against Jacksonville (9/20)**, posted a team-high five receptions for 48 yards and one touchdown. He scored on an 18-yard pass from Ryan Tannehill in the third quarter to register his first touchdown of 2020 and the 12th touchdown catch of his career.
- **At Minnesota (9/27)**, recorded four receptions for 41 yards, including a 23-yard catch.
- Placed on reserve/COVID-19 on Oct. 2 and removed from the list on Oct. 14, 2020
- **Against Houston (10/18)**, finished second on the club with six receptions and 64 receiving yards. It was his third game of the season with at least five receptions. His 22-yard touchdown reception in the second quarter was his second touchdown catch of 2020 and his 13th career touchdown reception. He had three receptions for 24 yards during the game-tying drive late in the fourth quarter.
- **Against Pittsburgh (10/25)**, recorded a 19-yard reception during a second-quarter scoring drive.
- **Against Chicago (11/8)**, **against Indianapolis (11/12)**, **at Baltimore (11/22)** and **at Indianapolis (11/29)**, he was inactive with a concussion.
- **Against Cleveland (12/6)**, returned from injury to record one catch for nine yards.
- Placed on injured reserve on Dec. 8.

Humphries' Career Regular Season Receiving Statistics:

Year	Team	GP	GS	Rec	Yds	Avg	Lg	TD
2015	TB	13	0	27	260	9.6	27	1
2016	TB	15	4	55	622	11.3	42t	2
2017	TB	16	3	61	631	10.3	43	1
2018	TB	16	10	76	816	10.7	51	5
2019	Ten	12	3	37	374	10.1	30	2
2020	Ten	7	1	23	228	9.9	23	2
Totals		79	21	279	2,931	10.5	51	13

Humphries' Career Regular Season Punt/Kickoff Return Statistics:

Year	Team	PR	Yds	Avg	Lg	TD	KR	Yds	Avg	Lg	TD
2015	TB	0	0	-	-	0	0	0	-	-	0
2016	TB	24	237	9.9	25	0	4	47	11.8	17	0
2017	TB	6	49	8.2	19	0	0	0	-	0	0
2018	TB	21	139	6.6	16	0	2	17	8.5	13	0
2019	Ten	12	78	6.5	21	0	0	0	-	-	0
2020	Ten	0	0	-	-	0	0	0	-	-	0
Totals		63	503	8.0	25	0	6	64	10.7	17	0

Humphries' 2019/Career Postseason Receiving Statistics:

Year	Team	GP	GS	Rec	Yds	Avg	Lg	TD
2019	Ten	1	0	4	25	6.3	9	0

Humphries' Regular Season Single-Game Highs:

- Receptions** - 10 vs. Carolina (1/1/17)
- Receiving Yards** - 102 vs. New Orleans (12/31/17)
- Long Reception** - 51 at Atlanta (10/14/18)
- Receiving Touchdowns** - 2 at Carolina (11/4/18)
- Punt Returns** - 5 at Arizona (9/18/16)
- Punt Return Yards** - 48 vs. Seattle (11/27/16)
- Punt Return Long** - 25 at Arizona (9/18/16)
- Kickoff Returns** - 1 (Six times, last vs. Philadelphia 9/16/18)
- Kick Return Yards** - 17 at San Francisco (10/23/16)
- Kickoff Return Long** - 17 at San Francisco (10/23/16)

Humphries' Playoff Single-Game Highs:

- Receptions** - 4 at Kansas City (1/19/20)
- Receiving Yards** - 25 at Kansas City (1/19/20)
- Long Reception** - 9 at Kansas City (1/19/20)
- Receiving Touchdowns** - (none)

2018 RECEIVING FROM THE SLOT

While playing for the Tampa Bay Buccaneers in 2018, **Adam Humphries** totaled 76 receptions for 816 yards and five touchdowns.

When he was aligned in the slot, Humphries was among the NFL's most productive players. Per Sportradar and Next Gen Stats, among all NFL wide receivers in the slot, Humphries ranked first in receiving first downs (42), tied for second in receptions (59), and finished second in total yards after catch (319).

Most first-down receptions from the slot among wide receivers in 2018:

Wide Receiver	1st Downs
1. Adam Humphries	42
2. Adam Thielen	38
3. Cole Beasley	36
4. JuJu Smith-Schuster	35
5. Tyler Boyd	33

Most receptions from the slot among wide receivers in 2018:

Wide Receiver	Receptions
1. Adam Thielen	69
2. Adam Humphries	59
JuJu Smith-Schuster	59
4. Dede Westbrook	55
5. Cole Beasley	54

Most receiving yards from the slot among wide receivers in 2018:

Wide Receiver	Rec Yards
1. Tyreek Hill	858
2. JuJu Smith-Schuster	788
3. Tyler Boyd	722
4. Adam Thielen	718
5. Adam Humphries	666

Most yards after catch from the slot among wide receivers in 2018:


Wide Receiver	Yards After Catch
1. JuJu Smith-Schuster	349
2. Adam Humphries	319
3. Dede Westbrook	313
4. Tyreek Hill	301
5. Tyler Boyd	298

MORE TITANS WIDE RECEIVERS

13 - WR CAMERON BATSON

5-8, 175, 3rd Year, Texas Tech

- Promoted from the practice squad to the 53-man roster on Nov. 7, 2020.
- Originally signed with the Titans as an undrafted free agent following the 2018 NFL Draft.
- In 2019, he spent the entire season on injured reserve after suffering an injury during training camp.
- As a rookie, appeared in 11 games with two starts at wide receiver and posted eight catches for 82 yards.



- A native of Oklahoma City, Okla., he appeared in 50 games over four seasons at Texas Tech and totaled 157 receptions for 1,499 yards and 14 touchdowns. He also returned 22 kickoffs for 417 yards and returned 65 punts for 394 yards. Batson was roommates with Kansas City Chiefs quarterback Patrick Mahomes at Texas Tech.
- He was the valedictorian of his class at Millwood (Okla.) High School.

2020 Notes:

- **Against Jacksonville (9/20)**, returned to the lineup for the first time since 2018 and snared two passes for 26 yards. Rushed once for 11 yards on a jet sweep.
- Placed on reserve/practice squad COVID-19 on Oct. 2 and removed from the list on Oct. 14, 2020.
- **Against Chicago (11/8)**, registered his first career kickoff return for 23 yards in the fourth quarter. He added a six-yard reception.
- **Against Indianapolis (11/12)**, recorded a career-long 35-yard kickoff return on the opening kickoff. He totaled 60 yards on two kickoff returns and added two receptions for eight yards.
- **At Baltimore (11/22)**, tied his career high with two receptions for 21 total yards, including a 14-yard catch. He added three kickoff returns for 47 yards and one rushing attempt for four yards.
- **At Indianapolis (11/29)**, rushed for five yards and added an 18-yard kickoff return.
- **Against Cleveland (12/6)**, totaled three receptions for 14 yards and one touchdown, and he added four kickoff returns for 83 yards. He scored his first career touchdown on an eight-yard pass from Ryan Tannehill in the fourth quarter.

14 - WR KALIF RAYMOND

5-8, 182, 3rd Year, Holy Cross

- Raymond joined the Titans as a member of the practice squad on Dec. 24, 2018. He was first promoted to the active roster from the practice squad on Oct. 26, 2019.
- In eight games in 2019, he produced nine receptions for 170 yards and one touchdown, four punt returns for 45 yards (11.3 avg.) and 18 kickoff returns for 403 yards (22.4 avg.). Additionally, he appeared in two playoff games and totaled one reception for a 45-yard touchdown, one punt return for nine yards and four kickoff returns for 68 yards (17.0 avg.).
- In 2018, Raymond spent a total of three games on the Titans practice squad, as well as one game on the New York Giants practice squad.
- Raymond arrived in Tennessee with 12 games of NFL experience with the Denver Broncos, New York Jets and Giants. His statistics prior to joining the Titans included 29 punt returns for 210 yards and 20 kick returns for 408 yards.
- Raymond originally signed with the Broncos as a rookie free agent on May 6, 2016. He spent the majority of his rookie season on the Broncos practice squad before being elevated to the active roster and appearing in four contests. He tallied 11 punt returns for 111 yards and six kick returns for 137 yards.
- In 2017, Raymond spent time on the practice squads and active rosters of both the New York Jets and New York Giants. He appeared in two games for the Jets (Weeks 1-2) and returned five punts for 38 yards and three kicks for 85 yards. He was re-signed to the Jets practice squad for Weeks 3-4 before being waived and signed to the Giants' practice squad on Oct. 11, 2017. He was elevated to the active roster and saw action in six total contests for the Giants, returning 13 punts for six yards and 11 kicks for 186 yards.
- Raymond played in 40 games with 23 starts over four seasons (2012-15) as a wide receiver and return specialist for Holy Cross. He totaled 155 receptions for 1,683 yards and 14 touchdowns, returned 62 punts for 464 yards and a score, as well as 80 kick returns for 1,809 yards and two touchdowns.
- He is a native of Lawrenceville, Ga.



2020 Notes:

- **At Minnesota (9/27)**, led the team with a career-high 118 receiving yards on three receptions, logging his first career 100-yard game. He recorded a 44-yard reception during the first series of the game and then posted a career-long 61-yard catch in the third quarter, leading to a Titans touchdown two plays later. His receiving yardage total was the most by a Titans player on three or fewer receptions since Dec. 5, 2004, when Drew Bennett had 124 yards on three catches at Indianapolis. Raymond added a 30-yard kickoff return and two punt returns for five yards.
- **Against Buffalo (10/13)**, recorded his second start of the season to set a career high. He totaled two receptions for 26 yards, two punt returns for 40 yards and two kickoff returns for 35 yards. He produced a career-long 40-yard punt return in the first quarter, beating his previous long of 25 yards (twice, last at Buffalo on Sept. 10, 2017). It was the longest punt return for the Titans since Adoree' Jackson's 46-yarder at Jacksonville on Sept. 17, 2017. He also caught a 20-yard pass to convert a third-and-20 in the first quarter.
- **Against Houston (10/18)**, caught three passes for 32 yards (long of 20). He added three punt returns for 20 yards (long of 16) and three kickoff returns for 63 yards (long of 23).
- **Against Pittsburgh (10/25)**, returned one punt five yards and returned three kickoffs 43 yards (long of 23).
- **Against Chicago (11/8)**, returned three punts for a total of 49 yards. His 16.3-yard punt return average was the best of his career in a game with at least three returns. He returned three consecutive punts in the first quarter for 21, 16 and 12 yards, respectively.
- **At Indianapolis (11/29)**, returned four punts for a career-high 52 yards, including a 17-yard return.
- Placed on reserve/COVID-19 on Dec. 19 and removed from the list on Dec. 26.

15 - WR NICK WESTBROOK-IKHINE (pronounced uh-KEEN-uh)

6-2, 211, Rookie, Indiana

- The Lake Mary, Fla., native was originally signed by the Titans as an undrafted free agent on May 7, 2020. He was promoted to the Titans active roster on Sept. 16, 2020.
- The former Indiana product appeared in 52 games with 36 starts and totaled 144 receptions for 2,226 yards with 16 touchdowns over four collegiate seasons.
- Westbrook-Ikhine ranked sixth in school history in catches, seventh in yardage and touchdowns, and tied for seventh in 100-yard receiving games (six). He became the seventh Hoosier to reach 125 receptions and 2,000 yards.
- As a senior (2019), caught 42 passes for 572 yards and five touchdowns. His touchdowns total tied for the team lead.
- As a junior (2018), recorded 42 catches for a team-leading 590 yards and four touchdowns. He averaged 49.2 yards per game and 14.0 yards per catch, which both ranked first on the team.
- As a sophomore (2016), totaled 995 receiving yards to lead the team and ranked seventh on Indiana's single-season list.

2020 Notes:

- **Against Jacksonville (9/20)**, made his NFL debut at wide receiver and on special teams.
- **Against Buffalo (10/13)**, registered his first NFL reception in the second quarter, picking up seven yards and a first down.
- **Against Houston (10/18)**, registered his first career start. He scored his first career points in the fourth quarter, catching a pass from Ryan Tannehill for a two-point conversion.
- **At Baltimore (11/22)**, caught a seven-yard pass from Logan Woodside for a first down on a fake punt in the second quarter.
- **Against Detroit (12/20)**, thwarted a fake punt attempt by the Lions in the fourth quarter by tackling C.J. Moore at Detroit's 34-yard line, one yard short of a first down. He also tackled Jamal Agnew for a one-yard loss at Detroit's seven-yard line on a punt return in the third quarter.
- **At Green Bay (12/27)**, registered a 19-yard reception.





TITANS OFFENSIVE LINEMEN

CENTERS

No.	Name	Ht	Wt	Exp	College
75	Douglas, Jamil	6-4	309	3	Arizona State
60	Jones, Ben	6-3	308	9	Georgia

GUARDS


No.	Name	Ht	Wt	Exp	College
62	Brewer, Aaron	6-1	274	R	Texas State
64	Davis, Nate	6-3	316	2	Charlotte
76	Saffold III, Rodger	6-5	325	11	Indiana

TACKLES

No.	Name	Ht	Wt	Exp	College
71	Kelly, Dennis	6-8	321	9	Purdue
77	Lewan, Taylor (IR)	6-7	309	7	Michigan
78	Newhouse, Marshall	6-4	330	11	Texas Christian
72	Quessenberry, David	6-5	310	2	San Jose State
70	Sambrailo, Ty (IR)	6-5	311	6	Colorado State
79	Wilson, Isaiah (NFI)	6-6	350	R	Georgia

#64 - G NATE DAVIS

6-3, 316, 2nd Year, Charlotte
[Click for complete bio](#)



Nate Davis is in his second NFL season in 2020. He was selected by the Titans in the third round (82nd overall) of the 2019 NFL Draft. As a rookie in 2019, Davis played in 13 games with 12 starts at right guard. It was the highest number of starts at guard by a Titans rookie since Chance Warmack's 16 starts in 2013. He also started all three of the team's postseason games. In four seasons at Charlotte (2015-18), Davis appeared in 41 career games with 37 starts. A four-year starter on the offensive line, Davis started at guard from 2015-17 before switching to right tackle for his senior season in 2018. He is a native of Ashburn, Va.

Davis' Career Regular Season Games Played/Games Started:


Year	Team	GP	GS	Starts by Position
2019	Ten	13	12	RG-12
2020	Ten	16	16	RG-16
NFL Totals		29	28	RG-28

Davis' Career Postseason Games Played/Games Started:

Year	Team	GP	GS	Starts by Position
2019	Ten	3	3	RG-3
Playoff Totals		3	3	RG-3

#60 - C BEN JONES

6-3, 303, 9th Year, Georgia
[Click for complete bio](#)



Center **Ben Jones** is in his ninth NFL season and his fifth campaign with the Titans in 2020. He was signed as an unrestricted free agent on March 10, 2016. From 2012 through 2019, Jones appeared in 127 of 128 possible regular season games, including starts in all but one game during his first four seasons in Tennessee.

In 2019, Jones captained an offensive line that helped running back **Derrick Henry** win the NFL's rushing title (1,540 yards). He started all three playoff games en route to an AFC Championship Game appearance.

On Dec. 12, 2019, Jones was named the Titans nominee for the Walter Payton NFL Man of the Year Award. Considered one of the league's most prestigious honors, the award recognizes an NFL player for outstanding community service activities off the field, as well as excellence on the field.

On Nov. 3, 2019, Jones' streak of 120 consecutive games played and 88 consecutive starts came to an end when he was deactivated with a concussion. At the time, Jones' consecutive games streak tied Kansas City's **Mitchell Schwartz** for the longest active streak in the NFL among offensive linemen, and his starting streak ranked first in the NFL among all centers.

Jones started all 16 games at center in 2018, registering a start in every contest for the fifth consecutive season, dating back to his third year in Houston (2014).

In his first year in Tennessee, Jones played a key role in an offensive turnaround. The veteran was a key cog in a line that helped the Titans finish 11th overall in offense, third in rushing and tied for seventh in fewest sacks allowed.

Jones was originally selected by the Houston Texans in the fourth round (99th overall) of the 2012 NFL Draft. Over the following four seasons, he started contests at center and both guard spots. He was a starter on two playoff teams in Houston (2012 and 2015).

In 2015, Jones started every game at center, extending his streak of consecutive regular season games played to 64, which was the second-longest active streak among NFL centers at the conclusion of the season.

A native of Centreville, Ala., Jones attended the University of Georgia, where his 49 total starts ranked third in school annals. He was a two-time All-SEC selection by the league's coaches and was named to Georgia's Team of the Decade. As a senior (2011), the team captain earned All-SEC first-team honors.

Jones' Career Regular Season Games Played/Games Started:

Year	Team	GP	GS	Starts by Position
2012	Hou	16	10	RG-10
2013	Hou	16	1	RG-1
2014	Hou	16	16	LG-16
2015	Hou	16	16	C-16
2016	Ten	16	16	C-16
2017	Ten	16	16	C-16
2018	Ten	16	16	C-16
2019	Ten	15	15	C-15
2020	Ten	16	16	C-16
NFL Totals		143	122	C-95, LG-16, RG-11

Jones' Career Postseason Games Played/Games Started:

Year	Team	GP	GS	Starts by Position
2012	Hou	2	2	RG-2
2015	Hou	1	1	C-1
2017	Ten	2	2	C-2
2019	Ten	3	3	C-3
Playoff Totals		8	8	C6, RG-2

GAME PREVIEW

TEAM NOTES

PLAYER NOTES


MEDIA

STATISTICS

ROSTERS

#71 ■ T DENNIS KELLY

6-8, 321, 9th Year, Purdue

[Click for complete bio](#)

Dennis Kelly is in his ninth NFL season and his fifth campaign with the Titans in 2020. He was acquired in a trade with the Philadelphia Eagles on Aug. 16, 2016. In exchange for Kelly, the Titans dealt wide receiver Dorial Green-Beckham to the Eagles.

Kelly appeared in 15 games during the 2019 regular season, including starts at left tackle in each of the team's first four games. He caught a touchdown pass against Jacksonville on Nov. 24 and added another touchdown catch in the AFC Championship Game at Kansas City on Jan. 19.

Kelly played in 11 games in 2018 with five starts at right tackle. It was the third-highest start total of his career.

Kelly played in all 16 games in both 2016 and 2017. During that time he had a regular role in the team's "heavy" personnel package and earned six total starts—six in 2016 and one in 2017. He helped the Titans rush for an average of 136.7 yards per game in 2016, which ranked third in the NFL.

Kelly entered the NFL as a fifth-round selection by the Eagles in the 2012 NFL Draft. In four seasons with the Eagles, he recorded 15 starts and 30 games played. He recorded nine starts with the Eagles at right tackle, four starts at right guard and two starts at left guard.

A native of Chicago Heights, Ill., Kelly was a team captain and a two-time offensive MVP at Purdue. He started his final three seasons at left tackle for the Boilermakers.

Kelly's Career Regular Season Games Played/Games Started:

Year	Team	GP	GS	Starts by Position
2012	Phi	13	10	RG-3, RT-7
2013	Phi	0	0	
2014	Phi	3	3	LG-2, RG-1
2015	Phi	14	2	RT-2
2016	Ten	16	6	TE-6
2017	Ten	16	1	TE-1
2018	Ten	11	5	RT-5
2019	Ten	15	4	LT-4
2020	Ten	16	16	RT-16
NFL Totals		104	47	LT-4, LG-2, RG-4, RT-30, TE-7

Kelly's Career Postseason Games Played/Games Started:

Year	Team	GP	GS	Starts by Position
2017	Ten	2	0	
2019	Ten	3	0	
Playoff Totals		5	0	

#77 ■ T TAYLOR LEWAN

6-7, 309, 7th Year, Michigan

[Click for complete bio](#)

Tackle Taylor Lewan is in his seventh NFL season in 2020. He was selected by the Titans with the 11th overall pick of the 2014 NFL Draft and received a multi-year contract extension in 2018.

Lewan was placed on injured reserve on Oct. 19, 2020, one day after suffering a knee injury against the Houston Texans. He started each of the team's first five games of the season.

In 2019, Lewan registered 12 starts during the regular season, anchoring an offensive line that helped running back Derrick Henry win the NFL's rushing title (1,540 yards). He started all three playoff games, including the AFC Championship Game.

Lewan was named to the Pro Bowl for the third consecutive season in 2018. He played and started in 15 of the team's 16 games at left tackle, marking his fourth consecutive season with at least 15 starts.

In 2017, Lewan became the team's first offensive lineman to make multiple Pro Bowls since center Kevin Mawae from 2008–2009. Lewan started all 16 games for the second consecutive season in 2017 and added starts in both postseason contests.

In 2016, Lewan started all 16 games for the first time. The left tackle was the anchor a line that helped the Titans finish 11th overall in offense, third in rushing and tied for seventh in fewest sacks allowed.

In 2015, Lewan started the first 15 games of the season at left tackle before missing the finale with a concussion.

As a rookie in 2014, Lewan played in 11 games with six starts before suffering an ankle injury. He played as a reserve for the first five games and then started in six consecutive contests before the injury caused him to be inactive the final five weeks. For his efforts, Lewan was named to the Pro Football Writers of America All-Rookie Team.

In four seasons at Michigan, Lewan appeared in 50 games with 48 starts at left tackle. He started the final 41 games of his career and was named the Big Ten Conference Offensive Lineman of the Year in 2012 and 2013. As a senior in 2013, he started all 13 games at left tackle for the third consecutive season and was named second-team Associated Press All-American.

At the 2014 NFL Scouting Combine, he ran the 40-yard dash in 4.87 seconds, beating all other offensive linemen in his class and clocking the fourth-fastest time among offensive linemen in the last five years (2010-14). He also ranked among the top offensive linemen at the 2014 combine in the broad jump (first at nine feet, nine inches), vertical jump (tied for third at 30.5 inches) and three-cone drill (fourth at 7.39 seconds).

A native of Cave Creek, Ariz., Lewan became the first offensive tackle selected by the Titans/Oilers in the first round since tackle Brad Hopkins (13th overall) in 1993.

Lewan's Career Regular Season Games Played/Games Started:


Year	Team	GP	GS	Starts by Position
2014	Ten	11	6	LT-6
2015	Ten	15	15	LT-15
2016	Ten	16	16	LT-16
2017	Ten	16	16	LT-16
2018	Ten	15	15	LT-15
2019	Ten	12	12	LT-12
2020	Ten	5	5	LT-5
NFL Totals		90	85	LT-85

Lewan's Career Postseason Games Played/Games Started:

Year	Team	GP	GS	Starts by Position
2017	Ten	2	2	LT-2
2019	Ten	3	3	LT-3
Playoff Totals		5	5	LT-5

#76 ■ G RODGER SAFFOLD III

6-5, 325, 11th Year, Indiana

[Click for complete bio](#)

Guard Rodger Saffold III is in his 11th NFL season and his second campaign with the Titans in 2020. He was signed by the Titans as an unrestricted free agent from the Los Angeles Rams on March 15, 2019.

In 2019, Saffold started all 16 games for the second consecutive season and for the fourth time in his career. He was a key member of an offensive line that helped running back Derrick Henry win the NFL's rushing title (1,540 yards). He started all three playoff games, including the AFC Championship Game.

During the first nine seasons of his career (2010-18), Saffold appeared in 114 regular season games with 111 starts. He also gained experience in the postseason, starting four career playoff games, including all three postseason contests on the Rams' run to Super Bowl LIII at the conclusion of 2018.

From 2017-18, Saffold played an integral role in one of the NFL's top-ranked offenses. According to STATS Inc., he allowed only two sacks during that time.

Saffold is extremely versatile, having started with the Rams at right tackle (three games), left tackle (36), right guard (13) and left guard (43).

A native of Bedford, Ohio, he spent four seasons at Indiana University (2006-09), where he started 41 career games and earned All-Big Ten honors as a senior.

Saffold was originally selected by the Rams in the second round (33rd overall) of the 2010 NFL Draft.

Saffold's Career Regular Season Games Played/Games Started:


Year	Team	GP	GS	Starts by Position
2010	StL	16	16	LT-16
2011	StL	9	9	LT-9
2012	StL	10	10	LT-10
2013	StL	12	9	RG-5, RT-3, LT-1
2014	StL	16	16	LG-13, RG-3
2015	StL	5	5	RG-5
2016	LAR	15	15	LG-12, LT-2, RT-1
2017	LAR	15	15	LG-15
2018	LAR	16	16	LG-16
2019	Ten	16	16	LG-16
2020	Ten	15	15	LG-15
NFL Totals		145	142	LG-87, LT-38, RG-13, RT-4

Saffold's Career Postseason Games Played/Games Started:


Year	Team	GP	GS	Starts by Position
2017	LAR	1	1	LG-1
2018	LAR	3	3	LG-3
2019	Ten	3	3	LG-3
Playoff Totals		7	7	LG-7

MORE TITANS OFFENSIVE LINEMEN**62 - G/C AARON BREWER****6-1, 274, Rookie, Texas State**

- Brewer was signed by the Titans as an undrafted free agent on May 7, 2020.
- The Dallas, Texas, native appeared in 48 games with 47 consecutive starts in four seasons at Texas State.
- He started at least five games at every position on the offensive line. He totaled eight starts at left tackle, seven starts at left guard, 15 starts at center, five starts at right guard and 12 starts at right tackle.
- As a senior, he started all 12 contests at right tackle and earned All-Sun Belt second-team recognition. He was the highest-graded offensive lineman in the Sun Belt Conference (82.8) by Pro Football Focus, surrendering just three combined sacks and hits in 496 snaps in pass protection.

**75 - G/C JAMIL DOUGLAS****6-4, 309, 3rd Year, Arizona State**

- Douglas was signed by the Titans to the practice squad on Oct. 3, 2018.
- The 6-foot-4-inch, 309-pounder was originally drafted by the Miami Dolphins in the fourth round (114th overall) of the 2015 NFL Draft and has also spent time with the New England Patriots, Atlanta Falcons and Indianapolis Colts.
- In 2019, Douglas appeared in 15 games for the Titans and made four starts at right guard and one start at center. Made his postseason debut and saw action in all three playoff contests.
- Douglas helped open holes for Derrick Henry to lead the NFL with 1,540 rushing yards in 2019.
- In 2015, rookie Douglas saw action in a career-high 16 games for the Dolphins and made a career-high six starts with four at right guard and two at center.
- In four seasons at Arizona State (2011-14), Douglas appeared in 53 games and made 40 consecutive starts. A three-year starter, Douglas made 27 starts at guard and 13 at tackle.

**78 - T MARSHALL NEWHOUSE****6-4, 330, 11th Year, Texas Christian**

- Newhouse was signed by the Titans to the practice squad on Nov. 27, 2020 and added to the active roster on Dec. 11.
- Prior to joining the Titans, he logged 10 NFL seasons, appearing in 129 games with 81 starts. Over his NFL career, he has played both tackle spots and guard.
- In 2019, he played 15 games for the New England Patriots, including nine starts—eight at left tackle and one at right tackle.
- Prior to joining the Patriots, he spent time with the Green Bay Packers (2011-12), Cincinnati Bengals (2014), New York Giants (2015-16), Oakland


**MORE TITANS OFFENSIVE LINEMEN**

Raiders (2017), Buffalo Bills (2018) and Carolina Panthers (2018).

- Newhouse was originally drafted by the Green Bay Packers in the fifth round of the 2010 NFL Draft.
- A native of Dallas, Texas, Newhouse was a three-year starter at left tackle during his collegiate career at TCU.

72 - OL DAVID QUESSENBERRY**6-5, 305, 2nd Year, San Jose State**

- Quessenberry was promoted from the practice squad to the 53-man roster on Oct. 27, 2020. He spent the season's first seven weeks on the practice squad and appeared in two contests—one game as a COVID-19 replacement and one game as a standard elevation.
- The 6-foot-5-inch, 305-pounder was originally drafted by the Houston Texans in the sixth round (176th overall) of the 2013 NFL Draft.
- He spent his rookie season on injured reserve and then spent the 2014-16 seasons on reserve/non-football illness list after being diagnosed with non-Hodgkin's lymphoma in June 2014. He was medically cleared and returned to action in 2017 as a member of the Texans practice squad. He was signed to the active roster on Dec. 19, 2017 and appeared in two contests for Houston.
- The La Jolla, Calif., native appeared in a career-high four games in 2019 with the Titans and recorded his first career touchdown catch.
- In four seasons at San Jose State (2009-12), Quessenberry appeared in 49 games, starting the final 37 contests he appeared in at left tackle.

**70 - T TY SAMBRAILO****6-5, 311, 6th Year, Colorado State**

- Sambrailo was signed by the Titans as a free agent on March 25, 2020.
- In 2020, he appeared in 10 games with five starts at left tackle after original starter Taylor Lewan was placed on injured reserve. However, he suffered an injury on Nov. 22 at Baltimore that forced him to injured reserve two days later.
- The 6-foot-5-inch, 311-pounder was originally drafted by the Denver Broncos in the second round (59th overall) of the 2015 NFL Draft. He appeared in 57 games with 13 starts during his first five NFL seasons with the Broncos (2015-16) and the Atlanta Falcons (2017-19).
- He started 42 of 48 games during his career at Colorado State, seeing time at all five positions along the offensive line in four seasons with the Rams.
- He helped lead the Rams to their best record (10-3) since 2000 and blocked for a 4,000-yard passer (Grayson - 4,006) and 1,200-yard rusher (Hart - 1,275).
- He is a native of Watsonville, Calif.

**79 - T ISAIAH WILSON****6-6, 350, Rookie, Georgia**

- The Brooklyn, N.Y., native was selected by the Titans in the first round (29th overall) of the 2020 NFL Draft.
- After redshirting in 2017, Wilson played two seasons at Georgia (2018-19), appearing in 25 total games with 24 starts. All of his starts came at right tackle. The Bulldogs finished 11-3 in 2018 and 12-2 in 2019 in his two playing seasons in Athens.
- As a senior, Wilson played in 11 games, starting in 10. He played every offensive snap vs. Kentucky, Florida, Auburn and Texas A&M and over 95 percent of offensive snaps in three others: Vanderbilt, Tennessee and Missouri.





TITANS DEFENSIVE LINEMEN

No.	Name	Ht	Wt	Exp	College
94	Crawford, Jack	6-5	274	9	Penn State
92	Dickerson, Matt	6-5	292	3	UCLA
90	Jones, DaQuan	6-4	322	7	Penn State
98	Simmons, Jeffery	6-4	305	2	Mississippi State
93	Tart, Teair (R/COVID-19)	6-2	304	R	Florida International

#90 - DL DAQUAN JONES

6-4, 322, 7th Year, Penn State

[Click for complete bio](#)



Defensive lineman **DaQuan Jones** is in his seventh NFL season in 2020. He was selected by the Titans in the fourth round (112th overall) of the 2014 NFL Draft.

In 2019, Jones started all 16 games for the fourth time in his career and for the second consecutive season. He achieved career highs with 21 quarterback pressures and three passes defended, and his totals also included 50 tackles, one sack and one tackle for loss.

In 2018, Jones started all 16 games and tallied 39 tackles on the season. He added 14 quarterback pressures, a career-high four tackles for loss and one pass defended.

Jones was placed on injured reserve on Dec. 4, 2017 due to a bicep injury he suffered the previous day against the Houston Texans. It concluded a season in which he totaled a career-high 3.5 sacks. The injury put an end to his streak of 45 consecutive starts.

Jones was one of two Titans who started every game from 2015–2016, holding down a spot at defensive end for consecutive seasons. Outside linebacker **Brian Orakpo** was the other member of the team to start every game in that time period.

As a rookie, Jones appeared in seven games with one start. He registered 13 tackles, a sack, three quarterback pressures, two tackles for loss and a forced fumble.

A leader at Penn State during a time of turmoil, Jones started 23 of 46 college games, with all of his starting assignments coming during the last two seasons. Jones finished his career with 92 tackles, adding 4.5 sacks for minus 28 yards, 15.5 stops for losses totaling 55 yards, two fumble recoveries and a pass deflection.

As a senior in 2013, he started all 12 games at defensive tackle, finishing fifth on the team with a career-high 56 tackles (33 solos). His tackle total was the most for any interior defensive lineman in the Big Ten during the 2013 campaign. Jones was named first-team All-Big Ten by the league's coaches and second-team All-Conference by the media. He was named Penn State's Outstanding Senior Player and the recipient of the team's Reid-Robinson Award.

Jones is a native of Johnson City, N.Y.

2020 Notes:

- **At Denver (9/14)**, registered two tackles on Monday Night Football.
- **Against Jacksonville (9/20)**, tallied four tackles.
- **At Minnesota (9/27)**, collected a pair of tackles and two quarterback pressures.
- Placed on reserve/COVID-19 on Sept. 29 and removed from the list on Oct. 11.
- **Against Buffalo (10/13)**, posted a pair of tackles.
- **Against Houston (10/18)**, recorded his first half sack of the season (7.5 career sacks) in the first quarter, teaming with Harold Landry III to drop Deshaun Watson for a three-yard loss. He totaled two tackles for loss in the contest.
- **Against Pittsburgh (10/25)**, posted three tackles.
- **Against Chicago (11/8)**, tied his career high with seven tackles and added a half sack and two tackles for loss. He split a one-yard sack of Nick Foles with linebacker Rashaan Evans in the fourth quarter.
- **Against Indianapolis (11/12)**, totaled five tackles and registered an 11-

yard sack of Philip Rivers in the second quarter to give him 1.5 sacks in two games. It was his ninth career sack.

- **At Indianapolis (11/29)**, registered four tackles.
- **Against Cleveland (12/6)**, posted three tackles.
- **At Jacksonville (12/13)**, credited with a blocked field goal on Aldrick Rosas' 53-yard field goal attempt in the first quarter. It was Jones' first career blocked kick and the team's first blocked field goal since Dec. 1, 2019 at Indianapolis.
- **Against Detroit (12/20)**, delivered one of the game's biggest defensive plays, forcing a fumble that was recovered by the Titans in the first quarter. On third-and-goal from the one-yard line, he knocked the ball out of the hands of running back D'Andre Swift, and linebacker Will Compton recovered it. Jones notched his second career forced fumble and his first since his rookie season in 2014. He totaled three tackles against the Lions.
- **At Houston (1/3)**, credited with four tackles.

Jones' Career Regular Season Statistics:

Year	GP	GS	Tackle	Sack	QBP	TFL	Int	PD	FF	FR
2014	7	1	13	1.0	3	2	0	0	1	0
2015	16	16	67	0.0	15	2	0	0	0	1
2016	16	16	29	1.5	8	1	0	0	0	1
2017	12	12	36	3.5	9	1	0	0	0	0
2018	16	16	39	0.0	14	4	0	1	0	0
2019	16	16	50	1.0	21	1	0	3	0	0
2020	16	16	49	2.0	10	6	0	0	1	0
Totals	99	93	283	9.0	80	17	0	4	2	2

Jones' Career Postseason Statistics:

Year	GP	GS	Tackle	Sack	QBP	TFL	Int	PD	FF	FR
2019	3	3	9	0.5	3	0	0	0	0	0

Jones' Regular Season Single-Game Highs:

- Tackles** - 7 (Four times, last vs. Chicago, 11/8/20)
- Sacks** - 2 at Indianapolis (11/26/17)
- Quarterback Pressures** - 4 (Twice, last vs. L.A. Chargers, 10/20/19)
- Forced Fumble** - 1 (Twice, last vs. Detroit, 12/20/20)
- Fumble Recovery** - 1 (Twice, last vs. Houston, 1/1/17)

Jones' Playoff Single-Game Highs:

- Tackles** - 4 at Kansas City (1/19/20)
- Sacks** - 0.5 at Kansas City (1/19/20)

#98 - DT JEFFERY SIMMONS

6-4, 305, 2nd Year, Mississippi State

[Click for complete bio](#)



Defensive lineman **Jeffery Simmons** is in his second NFL season. He was selected by the Titans in the first round (19th overall) of the 2019 NFL Draft.

Simmons began his rookie season on the non-football injury list due to a knee injury he suffered during training in February 2019. He missed the first six games of the season before joining the 53-man roster in Week 7.

His rookie totals included 40 tackles, two sacks, two tackles for loss, 14 quarterback pressures and one pass defended in nine games (seven starts). He added four tackles, three quarterback pressures and a fumble recovery in three playoff contests.


During a three-year career as a defensive tackle at Mississippi State, Simmons appeared in 38 contests with 28 starts. He finished his career ranked sixth in school history with 32.5 in tackles for loss. He also tied for sixth in MSU annals with five forced fumbles and tied for fourth with three blocked kicks. His totals also included 163 tackles, seven sacks, seven passes defended and two defensive touchdowns.

He was a first-team All-SEC selection as a sophomore and junior and was one of two players in the nation to be named a Bednarik Award Semifinalist in both 2017 and 2018.

As a junior in 2018, Simmons was named second-team All-American after totaling 63 tackles, 17 tackles for loss and two sacks. His 17 tackles for loss led the team, ranked fourth in the SEC and were the third-most in single-season school history.

During his sophomore season (2017), he set a career high with five sacks and added 12 tackles for loss. With three total blocked kicks and punts, he became the first SEC player since 2004 to lead the nation in the category.

Simmons is a native of Macon, Miss.



2020 Notes:

- **At Denver (9/14)**, tallied four tackles and a fumble recovery on Monday Night Football. He notched his first career fumble recovery in the second quarter on a reception by Melvin Gordon III (fumble forced by Kevin Byard). He recovered the ball at Denver's 23-yard line, and the offense scored a touchdown on the ensuing drive.
- **Against Jacksonville (9/20)**, helped clinch the victory by batting a pass at the line of scrimmage that was then picked off by outside linebacker Harold Landry III on the Jaguars' final possession. It was the second consecutive game in which Simmons was involved in a takeaway after recovering a fumble in the season opener at Denver. He added three tackles against the Jaguars.
- **At Minnesota (9/27)**, produced five total tackles, one sack, one tackle for loss and a career-high five quarterback pressures. He forced the Vikings to punt with a six-yard sack of Kirk Cousins on third down in the first quarter. It was his first sack of 2020 and the third sack of his career.
- Placed on reserve/COVID-19 on Oct. 3 and removed from the list on Oct. 15.
- **Against Houston (10/18)**, registered his second sack of the season and the fourth sack of his career in the fourth quarter, taking down Deshaun Watson for a 12-yard loss on third down. He tied his career high with six tackles and also batted down a pass by Watson on a two-point conversion attempt with less than two minutes remaining in the fourth quarter. The play kept the Titans' deficit to seven points (36-29), and the Titans offense subsequently drove to tie the score and force overtime.
- **Against Pittsburgh (10/25)**, registered three tackles and a pass defended. He deflected a Ben Roethlisberger pass in the third quarter that was subsequently intercepted by linebacker Jayon Brown. It was the second time in 2020 that Simmons tipped a pass that was then intercepted (Sept. 20 vs. Jacksonville).
- **At Cincinnati (11/1)**, contributed four tackles.
- **Against Chicago (11/8)**, totaled three tackles, one pass defended, one forced fumble and one fumble recovery to earn AFC Defensive Player of the Week honors. He was credited with his first career forced fumble in the third quarter, leading to a Titans touchdown. After he knocked the ball out of the hands of running back David Montgomery, cornerback Desmond King II scooped it up and raced 63 yards for a touchdown. In the fourth quarter, after Jayon Brown stripped the ball from Anthony Miller, he recovered the ball for the takeaway. It was his first career game with a fumble recovery and a forced fumble. He became the team's first defensive lineman to record a fumble recovery and a forced fumble in the same game since Jurrell Casey at Atlanta on Sept. 29, 2019.
- **Against Indianapolis (11/12)**, posted two tackles and one pass defended.
- **At Baltimore (11/22)**, contributed three tackles.
- **At Indianapolis (11/29)**, sacked Philip Rivers for a six-yard loss in the third quarter, registering his third sack of the season to surpass his rookie total of two sacks. He totaled four tackles and added a pass defended.
- **Against Cleveland (12/6)**, set a career high with seven tackles.
- **At Jacksonville (12/13)**, credited with one tackle.

- **Against Detroit (12/20)**, recovered a fumble by tight end T.J. Hockenson in the third quarter to notch his third career fumble recovery and his third fumble recovery in 2020. He became the first Titans defender with three fumble recoveries in a season since 2005, when linebacker Brad Kassell accomplished the feat. He added two tackles against the Lions.
- **At Green Bay (12/27)**, credited with two tackles.

Simmons' Career Regular Season Statistics:

Year	GP	GS	Tackle	Sack	QBP	TFL	Int	PD	FF	FR
2019	9	7	40	2.0	14	2	0	1	0	0
2020	15	15	49	3.0	19	3	0	5	1	3
Totals	24	22	89	5.0	33	5	0	6	1	3

Simmons' 2019/Career Postseason Statistics:

Year	GP	GS	Tackle	Sack	QBP	TFL	Int	PD	FF	FR
2019	3	0	4	0.0	3	0	0	0	0	1

Simmons' Regular Season Single-Game Highs:

- Tackles** - 7 vs. Cleveland (12/6/20)
- Sacks** - 1 (Five times, last at Indianapolis, 11/29/20)
- Quarterback Pressures** - 5 at Minnesota (9/27/20)
- Forced Fumbles** - 1 vs. Chicago (11/8/20)
- Fumble Recoveries** - 1 (Three times, last vs. Detroit, 12/20/20)

Simmons' Playoff Single-Game Highs:

- Tackles** - 2 (Twice, last at Baltimore, 1/11/20)
- Fumble Recoveries** - 1 at Baltimore (1/11/20)

MORE TITANS DEFENSIVE LINEMEN


94 - DL JACK CRAWFORD

6-5, 274, 9th Year, Penn State

- Crawford was signed by the Titans as an unrestricted free agent on April 8, 2020.
- The London, United Kingdom, native was originally selected by the Oakland Raiders in the fifth round (158th overall) of the 2012 NFL Draft and was spent his first two seasons with the Raiders. He then played three seasons with the Dallas Cowboys (2014-16) and three seasons with the Atlanta Falcons (2017-2019).
- In 2019, he played in all 16 games with four starts for the Falcons and totaled 27 tackles, one tackle for loss and a half sack.
- In 2018, Crawford played in all 16 games with a career-best 11 starts for the Falcons and recorded career-bests with 35 tackles and six sacks.
- In 2016, his final season in Dallas, Crawford saw action in all 16 games and posted 27 tackles, 3.5 sacks, and 12 quarterback pressures.
- In 2015, Crawford played in all 16 games for the first time in his career and registered 18 tackles, four sacks which ranked fourth on the team, 10 quarterback pressures and three tackles for loss.
- In four seasons at Penn State, he saw action in 49 games with 33 starts and tallied 89 tackles, 14 sacks, 26.5 stops for loss, 11 passes defended, three fumble recoveries and a forced fumble.

2020 Notes:

- **At Denver (9/14)**, made his Titans debut on Monday Night Football.
- **Against Jacksonville (9/20)**, recorded a 20-yard sack of quarterback Gardner Minshew in the second quarter. It was his first sack as a member of the Titans and the 17th sack of his career. It was the most sack yards recorded on a single play by the Titans since William Hayes registered a 21-yard sack at San Francisco on Nov. 8, 2009.
- **Against Indianapolis (11/12)**, registered a career-high five tackles.
- **Against Cleveland (12/6)**, set a career high with seven tackles, including a tackle for loss. He added his third career forced fumble by stripping the ball from quarterback Baker Mayfield in the fourth quarter. Kenny Vaccaro recovered the ball and returned it 53 yards to set up a Titans touchdown.
- **At Houston (1/3)**, registered an eight-yard sack of Deshaun Watson in the fourth quarter. It gave Crawford two sacks in 2020 and 18 career sacks.



92 - DE MATT DICKERSON**6-5, 292, 3rd Year, UCLA**

- Matt Dickerson was signed by the Titans as an undrafted free agent on May 11, 2018.
- His 2019 totals included two tackles, one quarterback pressure and one tackle for loss in five games. He added one tackle in three playoff contests.
- As a rookie in 2018, he totaled three tackles in three games.
- Dickerson appeared in 44 games with 16 starts over four seasons at UCLA. He totaled 97 tackles, seven tackles for loss, four passes defended and 1.5 sacks as a Bruin.
- As a senior in 2017, he started seven games before missing the remainder of the season due to injury. Prior to the injury he recorded 21 tackles and a tackle for loss.
- Dickerson is a native of San Mateo, Calif.

**2020 Notes:**

- **At Jacksonville (12/13)**, established a career high with three tackles.

91 - DL LARRELL MURCHISON**6-2, 297, Rookie, North Carolina State**

- Murchison was selected by the Titans in the fifth round (174th overall) of the 2020 NFL Draft.
- During a two-year stint as a defensive tackle at North Carolina State, Murchison started in all 25 contests. He finished his Wolfpack career with 85 tackles, 11 sacks, 20 tackles for loss, five quarterback hits, an interception, three passes defended and three fumble recoveries.
- In 2019, Murchison was named second-team All-ACC after leading the Wolfpack with a 12 tackles for loss and seven sacks as a senior.
- In 2018, Murchison received N.C. State's Cary Brewbaker Award for Defensive Lineman of the Year, as well as the Alpha Wolf Rising Award, which is given to the Most Improved Player.
- The Elizabethtown, N.C., native started his collegiate career at Louisiana State University (N.C.) College and was named a NJCAA junior-college honorable mention All-American.

**2020 Notes:**

- **Against Jacksonville (9/20)**, made his NFL debut and was credited with one tackle.

93 - DT TEAIR TART**6-2, 304, Rookie, Florida International**

- Signed by the Titans as an undrafted free agent on May 7, 2020.
- The Philadelphia, Pa., native appeared in 23 games with 10 starts over two seasons at Florida International, totaling 51 tackles, 19.0 tackles for loss, six sacks, one pass defended, five quarterback pressures and two forced fumbles.
- Tart also played at Ellsworth (Iowa) Community College in 2017 and ASA (N.Y.) College in 2016.
- His first name is pronounced "tee-AIR."

**2020 Notes:**

- **Against Chicago (11/8)**, made his NFL debut and registered a quarterback pressure.
- **Against Detroit (12/20)**, posted two tackles, including a tackle for loss.
- **At Green Bay (12/27)**, logged his first career start and was credited with two tackles.
- Placed on reserve/COVID-19 on Jan. 3.



TITANS

INSIDE LINEBACKERS

No.	Name	Ht	Wt	Exp	College
56	Bates, Daren	5-11	225	8	Auburn
55	Brown, Jayon (IR)	6-0	226	4	UCLA
53	Compton, Will	6-1	235	7	Nebraska
49	Dzubnar, Nick	6-1	240	6	Cal Poly-San Luis Obispo
54	Evans, Rashaan	6-2	232	3	Alabama
51	Long Jr., David	5-11	227	2	West Virginia

#55 - ILB JAYON BROWN

6-0, 226, 4th Year, UCLA[Click for complete bio](#)

Linebacker **Jayon Brown** is in his fourth NFL season in 2020. He was selected by the Titans in the fifth round (155th overall) of the 2017 NFL Draft.

Brown was placed on injured reserve on Nov. 24, 2020 after starting the season's first 10 games. At the time, he led the team with 76 total tackles. His season statistics also included one sack, five tackles for loss, four quarterback pressures, one interception, eight passes defended and two forced fumbles.

Brown appeared in 14 contests in 2019 with a career-high 14 starts. He finished third on the team and set a career high with 117 tackles while adding one sack, four tackles for loss, seven quarterback pressures, one interception, nine passes defended and one fumble return for a touchdown. He added eight tackles and one pass defended in two postseason contests.

Brown played in all 16 games with nine starts in 2018. He finished second on the defense with 107 tackles and six sacks, and his 18 quarterback pressures tied for the second-highest total on the team. He was one of only six NFL linebackers with at least six sacks, one interception, one forced fumble and one fumble recovery during the season.

As a rookie, Brown appeared in all 16 regular season games and both postseason games as the team's nickel linebacker. He registered 67 tackles, which tied for the 10th-highest total by a "Titans era" rookie (1999-present) and ranked fifth among the team's rookie linebackers in that span.

In four seasons at UCLA (2013-16), Brown appeared in 49 games with 21 starts and totaled 220 tackles, three sacks, nine tackles for loss, three interceptions, 15 passes defended, one forced fumble and four fumble recoveries. He started 21 games over his final two seasons and totaled nine games with double-digit tackles.

As a senior in 2016, he earned first-team All-Pac-12 honors after leading the Bruins with 119 tackles, which tied for 16th on the all-time school single-season list. He added 2.5 sacks, seven tackles for loss, three interceptions, 23 passes defended and two fumble recoveries.

Brown is a native of Long Beach, Calif.

2020 Notes:

- **At Denver (9/14)**, registered five tackles and a tackle for loss on Monday Night Football.
- **Against Jacksonville (9/20)**, totaled seven tackles, one tackle for loss, one quarterback pressure and one pass defended.
- **At Minnesota (9/27)**, led the defense with eight tackles and added a pass defended and two quarterback pressures.
- **Against Buffalo (10/13)**, recorded five tackles and forced fumble (recovered by Buffalo) in his 50th career game.
- **Against Houston (10/18)**, credited with a team-high 10 tackles, including a tackle for loss.
- **Against Pittsburgh (10/25)**, credited with an interception, a team-high and career-high four passes defended, and tied for the team lead with eight tackles. He intercepted a Ben Roethlisberger pass in the third quarter for his first interception of 2020 on a pass that was deflected by Jeffery Simmons. The play gave Brown three career interceptions. He also helped cause an interception in the fourth quarter when he defended a pass from Ben Roethlisberger to JuJu Smith-Schuster that was then picked off by Amani Hooker.

- **At Cincinnati (11/1)**, led the team and set a season high through seven games with 12 total tackles.
- **Against Chicago (11/8)**, credited with a team-high 11 tackles in the contest along with one sack, one pass defended and one forced fumble. He dropped Nick Foles for a six-yard sack in the second quarter. In the fourth quarter, he created a turnover when he registered his second forced fumble of the season. He knocked the ball out of the hands of wide receiver Anthony Miller, and defensive tackle Jeffery Simmons recovered it for the Titans. The play gave Brown four career forced fumbles.
- **Against Indianapolis (11/12)**, tallied seven tackles and one pass defended.
- **At Baltimore (11/22)**, posted three tackles, including a tackle for loss, before exiting the contest in the second quarter with an elbow injury.
- Placed on injured reserve on Nov. 24.

Brown's Career Regular Season Statistics:

Year	GP	GS	Tackle	Sack	QBP	TFL	Int	PD	FF	FR
2017	16	0	67	1.5	6	2	0	4	0	1
2018	16	9	107	6.0	18	6	1	7	2	1
2019	14	14	117	1.0	7	4	1	9	0	1
2020	10	10	76	1.0	4	5	1	8	2	0
Totals	56	33	367	9.5	35	17	3	28	4	3

Brown's Career Postseason Statistics:

Year	GP	GS	Tackle	Sack	QBP	TFL	Int	PD	FF	FR
2017	2	0	5	0.0	0	0	0	1	0	0
2019	2	2	8	0.0	0	0	0	1	0	0
Totals	4	2	13	0.0	0	0	0	2	0	0

Brown's NFL Regular Season Single-Game Highs:

- Tackles** - 16 vs. Jacksonville (11/24/19)
- Sacks** - 1 (Eight times, last vs. Chicago, 11/8/20)
- Interceptions** - 1 (Three times, last vs. Pittsburgh, 10/25/20)
- Pass Defended** - 4 vs. Pittsburgh (10/25/20)
- Forced Fumbles** - 1 (Four times, last vs. Chicago, 11/8/20)
- Fumble Recoveries** - 1 (Three times, last at Oakland, 12/8/19)

Brown's NFL Playoff Single-Game Highs:

- Tackles** - 5 at Kansas City (1/19/20)

BROWN IN ELITE GROUP IN 2018

Jayon Brown emerged in 2018 as one of the top playmakers on the Titans defense. He was one of only six NFL linebackers during the season to accumulate at least six sacks, one interception, one forced fumble and one opponent fumble recovery, joining Denver's Von Miller, Chicago's Khalil Mack, Kansas City's Justin Houston, Indianapolis' Darius Leonard and Buffalo's Lorenzo Alexander.

NFL linebackers in 2018 with at least six sacks, one interception, one forced fumble and one opponent fumble recovery:

Player	Team	Sacks	Int	Forced Fum	Opp Fum Rec
Von Miller	Denver Broncos	14.5	1	4	3
Khalil Mack	Chicago Bears	12.5	1	6	2
Justin Houston	Kansas City Chiefs	9.0	1	5	3
Darius Leonard	Indianapolis Colts	7.0	2	4	2
Lorenzo Alexander	Buffalo Bills	6.5	2	2	1
Jayon Brown	Tennessee Titans	6.0	1	2	1



SACKS AMONG YOUNG NFL LINEBACKERS

Inside linebacker **Jayon Brown** was one of the Titans' top pass rushers in 2018, his second NFL season. He finished second on the team with six sacks and also tied for second place on the defense with 18 quarterback pressures.

Brown was one of the NFL's top pass rushers among young linebackers. Counting both inside and outside linebackers in their rookie, first or second seasons, only three players ranked ahead of Brown in sacks—Pittsburgh Steelers 3-4 outside linebacker **T.J. Watt** (13.0), Denver Broncos 3-4 outside linebacker **Bradley Chubb** (12.0) and Indianapolis Colts 4-3 outside linebacker **Darius Leonard** (7.0). Brown tied with Detroit Lions 4-3 middle linebacker **Jarrad Davis** (6.0).

Most sacks in 2018 among rookie, first- or second-year linebackers:

Player	Team	Position	Year	Sacks
1. T.J. Watt	Pittsburgh Steelers	OLB	2	13.0
2. Bradley Chubb	Denver Broncos	OLB	R	12.0
3. Darius Leonard	Indianapolis Colts	OLB	R	7.0
4. Jayon Brown	Tennessee Titans	ILB	2	6.0
Jarrad Davis	Detroit Lions	MLB	2	6.0
6. Roquan Smith	Chicago Bears	ILB	R	5.0
7. Harold Landry	Tennessee Titans	OLB	R	4.5
Genard Avery	Cleveland Browns	OLB	R	4.5
9. Lorenzo Carter	New York Giants	OLB	R	4.0
Haason Reddick	Arizona Cardinals	OLB	2	4.0

#54 ■ ILB RASHAAN EVANS

6-2, 232, 3rd Year, Alabama

[Click for complete bio](#)



Linebacker **Rashaan Evans** is in his third NFL season in 2020. He was selected by the Titans with the 22nd pick in the first round of the 2018 NFL Draft. The Titans traded up from the 25th spot in order to take the former Alabama standout.

In 2019, Evans started all 16 games at inside linebacker and led the Titans with 139 tackles and 11 tackles for loss. He added 2.5 sacks, 11 quarterback pressures, one pass defended and one fumble return for a touchdown. He started all three postseason games and finished second on the squad with 22 tackles, including a team-high three tackles for loss.

During his rookie season, Evans overcame an injury that kept him out of the preseason. He played in 15 games with seven starts at inside linebacker and totaled 63 tackles, six quarterback pressures, two tackles for loss and three passes defended.

In four seasons with the Crimson Tide (2014–2017), Evans appeared in 53 games with 14 starts and totaled 152 tackles, 15.0 sacks, 23.5 tackles for loss, five passes defended, 19 quarterback hurries, two forced fumbles and two fumble recoveries. During his four years there, he appeared in three CFP National Championship contests with two victories.

As a senior in 2017, Evans started 12 games and tied for the team lead with 74 tackles. He led the Crimson Tide with 13 tackles for loss despite missing a pair of games due to injury and also posted seven quarterback hurries, six sacks, three passes defended, one forced fumble and one fumble recovery.

Following his senior campaign, he was named a first-team All-American by the AFCA, earned first-team All-SEC honors from Associated Press and second-team All-SEC honors from the conference coaches.

Evans is a native of Auburn, Ala.

2020 Notes:

- **Against Jacksonville (9/20)**, totaled seven tackles.
- **At Minnesota (9/27)**, recovered a fumble by Dalvin Cook in the first quarter and returned the ball 25 yards to help set up a field goal on the ensuing drive. It was his second career fumble recovery (first of 2020). He also tied for the team lead with seven tackles.
- **Against Buffalo (10/13)**, led the defense with nine tackles.
- **Against Houston (10/18)**, posted seven tackles and a quarterback pressure.
- **Against Pittsburgh (10/25)**, totaled five tackles and one pass defended.
- **At Cincinnati (11/1)**, notched six tackles.
- **Against Chicago (11/8)**, tallied four tackles and split a one-yard sack of



Nick Foles with defensive lineman DaQuan Jones in the fourth quarter. The play gave Evans three career sacks.

- **Against Indianapolis (11/12)**, notched six tackles.
- **At Baltimore (11/22)**, credited with a team-high nine tackles.
- **At Indianapolis (11/29)**, posted four tackles and one pass defended.
- **Against Cleveland (12/6)**, credited with six tackles, one quarterback pressure and one tackle for loss.
- **At Jacksonville (12/13)**, tallied eight tackles and a career-high two passes defended.
- **Against Detroit (12/20)**, posted seven tackles.
- **At Green Bay (12/27)**, registered five tackles.
- **At Houston (1/3)**, contributed four tackles and one pass defended.

Evans' Career Regular Season Statistics:

Year	GP	GS	Tackle	Sack	QBP	TFL	Int	PD	FF	FR
2018	15	7	63	0.0	6	2	0	3	0	0
2019	16	16	139	2.5	11	11	0	1	0	1
2020	16	16	96	0.5	6	1	0	5	0	1
Totals	47	39	298	3.0	23	14	0	9	0	2

Evans' 2019/Career Postseason Statistics:

Year	GP	GS	Tackle	Sack	QBP	TFL	Int	PD	FF	FR
2019	3	3	22	0.0	2	3	0	0	0	0

Evans' Regular Season Single-Game Highs:

- Tackles** - 14 vs. Tampa Bay (10/27/19)
- Sacks** - 1 (Twice, last vs. Jacksonville, 11/24/19)
- Fumble Recoveries** - 1 (Twice, last at Minnesota, 9/27/20)

Evans' Playoff Single-Game Highs:

- Tackles** - 12 at New England (1/4/20)
- Tackles for Loss** - 3 at New England (1/4/20)

2019 TITANS TACKLE LEADERS

Linebacker Rashaan Evans set a career high and led the Titans defense with 139 tackles during the 2019 regular season, according to the Titans coaches' film review. It was his first season to lead the team in tackles.

Titans tackle leaders in 2019 (by total tackles)*:

Player	Pos	Total	Solo	Assist
1. Rashaan Evans	ILB	139	84	55
2. Logan Ryan	CB	120	76	44
3. Jayon Brown	ILB	117	89	28
4. Kenny Vaccaro	S	104	62	42
5. Kevin Byard	S	91	57	34
6. Harold Landry III	OLB	81	56	25
7. Jurrell Casey	DT	61	41	20
8. DaQuan Jones	DL	50	34	16
9. Wesley Woodyard	ILB	46	32	14
10. Adoree' Jackson	CB	40	36	4

* Titans tackle statistics from coaches' tally

MORE TITANS INSIDE LINEBACKERS

56 - LB DAREN BATES

5-11, 225, 8th Year, Auburn

➤ Bates was promoted from the practice squad to the 53-man roster on Oct. 27. He spent the first seven weeks of the season on the practice squad, during which time he appeared in three games—two games as a COVID-19 replacement and one game as a standard elevation.

➤ Bates originally joined the Titans in 2017 after spending time with the St. Louis Rams (2013-15) and Oakland Raiders (2016).
 ➤ In 2019, he appeared in 13 games and led the team with 11 special teams tackles. He added a pair of special teams stops in three postseason games.
 ➤ He was named a team captain (special teams) for the first time in his career prior to the 2018 campaign. He played in all 16 games and finished second on the squad with 10 special teams tackles.
 ➤ In 2017, Bates set a career high and ranked second on the team with 16 special teams tackles.

➤ Bates registered back-to-back seasons (2014-2015) of double-digit special teams tackles as a member of the St. Louis Rams.

➤ The Memphis, Tenn., native appeared in 49 games during his career at Auburn, totaling 316 tackles, registering six double-digit tackle games in his collegiate career.



53 - LB WILL COMPTON

6-1, 235, 7th Year, Nebraska

➤ Compton is in his seventh NFL season. He re-joined the Titans on August 27, 2020 after spending one season in Oakland.

➤ Through the first six seasons of his NFL career, Compton played in 78 games with 39 starts.
 ➤ In 2019, he played in nine games with four starts for the Raiders and totaled 39 tackles and one special teams stop.

➤ In 2018, Compton played in 12 games for the Titans and led the team with 11 special teams tackles.

➤ He entered the NFL as an undrafted college free agent with Washington in 2013, where he played five seasons (2013-17).

➤ A native of Bonne Terre, Mo., Compton was a three-year starter at the University of Nebraska (2010-12) and finished his career with 247 tackles to rank 12th on the Nebraska all-time tackles chart, including 110 tackles in his senior season.

2020 Notes:

- **At Denver (9/14)**, registered three tackles on Monday Night Football.
- Released from the 53-man roster on Oct. 26 and re-signed to the practice squad the following day.
- Promoted from the practice squad to the 53-man roster on Dec. 1.
- **Against Detroit (12/20)**, recovered a Lions fumble near the goal line in the second quarter. On third-and-goal from the one-yard line, defensive lineman DaQuan Jones knocked the ball out of the hands of running back D'Andre Swift, and Compton recovered it at the three-yard line. It was Compton's fourth career fumble recovery and his first since 2016.



49 - LB NICK DZUBNAR

6-1, 240, 6th Year, Cal Poly-San Luis Obispo

➤ Dzubnar (pronounced duh-ZOOB-nar) was signed by the Titans as an unrestricted free agent on March 26, 2020.

➤ The Mission Viejo, Calif., native was originally signed by the San Diego Chargers as undrafted free agent on May 12, 2015.

➤ In five seasons with the Chargers, he produced 61 special teams tackles in 65 games.

➤ In 2019, Dzubnar appeared in all 16 games for the third time in his career, posting 12 special teams tackles.

➤ In 2018, Dzubnar collected 15 special teams tackles on coverage units and tied for the team lead with three special teams tackles in the 2018 postseason.

➤ In 2017, Dzubnar led the Chargers with a career-best 21 special teams tackles.

➤ Played four seasons (2011-14) at Cal Poly-San Luis Obispo, ending his



Mustang career as the second-leading tackler in school history with 414 stops.

2020 Notes:

- **At Denver (9/14)**, made his Titans debut on Monday Night Football and registered a tackle.
- **Against Buffalo (10/13)**, led the team with three special teams tackles.
- **At Green Bay (12/27)**, led the team with two special teams tackles.

51 - LB DAVID LONG JR.

5-11, 227, 2nd Year, West Virginia

➤ The Cincinnati, Ohio, native was selected by the Titans in the sixth round (188th overall) of the 2019 NFL Draft.

➤ As a rookie in 2019, Long appeared in 14 games during the regular season. He also played in all three playoff contests with one start.

➤ During a three-year career at West Virginia, he played in 34 games with 31 starts and totaled 252 tackles, 14 sacks and 40 career tackles for loss which tied for third place on West Virginia's all-time list. In his final campaign in 2018, tied for the single-season program record with 19 tackles for loss.

➤ As a junior at West Virginia in 2018, he was selected Big 12 Defensive Player of the Year by the coaches and the Associated Press. He also received second-team All-America honors by the Associated Press and first-team All-Big 12 accolades by the Associated Press.

➤ Attended Winton Woods High School (Cincinnati, Ohio) where he finished with 283 career tackles, six sacks and six interceptions.

2020 Notes:

➤ **At Denver (9/14)**, posted three tackles and a tackle for loss on Monday Night Football.

➤ **Against Buffalo (10/13)**, forced a fumble on Andre Roberts' kickoff return in the fourth quarter, leading to a recovery by Kareem Orr and a Titans touchdown on the ensuing possession. He added two tackles on defense.

➤ Placed on the reserve/COVID-19 list on Nov. 16 and activated on Nov. 28.

➤ **At Indianapolis (11/29)**, posted three tackles and one pass defended.

➤ **Against Cleveland (12/6)**, recorded his first career start in the regular season and was credited with six tackles.

➤ **At Jacksonville (12/13)**, started and tallied five tackles.

➤ **Against Detroit (12/20)**, led the team with a career-high 12 tackles and added a pass defended.

➤ **At Green Bay (12/27)**, tied for the team lead with nine tackles, including a tackle for loss.

➤ **At Houston (1/3)**, led the defense with eight tackles.



TITANS OUTSIDE LINEBACKERS

No.	Name	Ht	Wt	Exp	College
99	Clowney, Jadeveon (IR)	6-5	255	7	South Carolina
58	Landry III, Harold	6-2	252	3	Boston College
57	Ray, Wyatt	6-3	255	1	Boston College
50	Roberson, Derick	6-3	250	2	Sam Houston St.

#58 - OLB HAROLD LANDRY III

6-2, 252, 3rd Year, Boston College

[Click for complete bio](#)



Outside linebacker **Harold Landry III** is in his third NFL season in 2020. He was selected by the Titans in the second round (41st overall) of the 2018 NFL Draft. The Titans traded up 16 spots in the second round (57 to 41) in order to take the former Boston College standout.

Landry started all 16 games in 2019 and led the Titans with nine sacks. His 28 quarterback pressures ranked second, and he added 81 tackles, four tackles for loss, one pass defended, one forced fumble and two fumble recoveries. He also started all three postseason games and registered a sack and a team-high eight quarterback pressures.

As a rookie in 2018, he played in 15 games with three starts. His 4.5 sacks tied for third place on the team, and he also tied for second on the defense with 18 quarterback pressures.

In 46 career games playing defensive end for Boston College, Landry totaled 160 tackles, 26 sacks, 47.5 tackles for loss, seven passes defended, 10 forced fumbles, one fumble recovery and one interception. His 26 career sacks were exceeded in school history by only Mathias Kiwanuka (37.5 from 2002-05).

As a senior in 2017, Landry played and started eight games before a season-ending ankle injury ended his year. He finished second on the team with five sacks and totaled 38 tackles, 8.5 tackles for loss and two passes defended.

In 2016, Landry set the school's single-season record with 16.5 sacks, which led the nation. He added seven forced fumbles, which also led the country, while his 22 tackles for loss ranked fifth nationally and ranked second all-time for the Eagles. His numerous honors included Walter Camp second-team All-America, AP second-team All-America and second-team All-ACC by the Atlantic Coast Sports Media Association and the league's head coaches.

He is a native of Spring Lake, N.C.

2020 Notes:

➤ **At Denver (9/14)**, registered four tackles, three quarterback pressures and a tackle for loss on Monday Night Football.

➤ **Against Jacksonville (9/20)**, credited with five tackles, three quarterback pressures and his second career interception. With less than a minute remaining in the fourth quarter, he sealed the victory with an interception of a Gardner Minshew II pass that was deflected at the line of scrimmage.

➤ **At Minnesota (9/27)**, collected five tackles, three quarterback pressures and one pass defended.

➤ **Against Buffalo (10/13)**, produced his first sack of the season in the second quarter, dropping Josh Allen for a 10-yard loss. He totaled three tackles.

➤ **Against Houston (10/18)**, registered five tackles, one tackle for loss and a half sack. In the first quarter, he teamed with DaQuan Jones to drop Deshaun Watson for a three-yard loss.

➤ **Against Pittsburgh (10/25)**, totaled three tackles, one quarterback pressure and one tackle for loss.

➤ **At Cincinnati (11/1)**, registered five tackles.

➤ **Against Chicago (11/8)**, credited with four tackles, one sack, one pass defended and a team-best four quarterback pressures. He dropped Nick Foles for a nine-yard sack in the third quarter, and two plays later, he forced an intentional grounding penalty on Foles.

➤ **Against Indianapolis (11/12)**, totaled five tackles, including a tackle for

loss.

- **At Baltimore (11/22)**, registered a nine-yard sack of Lamar Jackson in overtime to help force a three-and-out, which preceded the Titans' game-winning drive. He added seven tackles in the contest.
- **At Indianapolis (11/29)**, registered a nine-yard sack of Philip Rivers in the fourth quarter to give him his second consecutive game with a sack. It gave him 18 sacks in his three-year career.
- **Against Cleveland (12/6)**, contributed three tackles and one pass defensed.
- **At Jacksonville (12/13)**, credited with two tackles and a team-high three quarterback pressures.
- **Against Detroit (12/20)**, totaled three tackles and a team-best three quarterback pressures.
- **At Green Bay (12/27)**, tied his career high with eight tackles, including a tackle for loss.
- **At Houston (1/3)**, registered a sack, taking down Deshaun Watson for a seven-yard loss in the second quarter. It gave Landry a team-high 5.5 sacks in 2020 and 19 career sacks. He totaled four tackles in the game.

Landry's Career Regular Season Statistics:

Year	GP	GS	Tackle	Sack	QBP	TFL	Int	PD	FF	FR
2018	15	3	46	4.5	18	2	0	2	1	0
2019	16	16	81	9.0	28	4	1	1	1	2
2020	16	16	69	5.5	29	10	1	5	0	0
Totals	47	35	196	19.0	75	16	2	8	2	2

Landry's 2019/Career Postseason Statistics:

Year	GP	GS	Tackle	Sack	QBP	TFL	Int	PD	FF	FR
2019	3	3	8	1.0	8	1	0	1	0	0

Landry's Regular Season Single-Game Highs:

- Tackles** - 8 (Twice, last at Green Bay, 12/27/20)
- Sacks** - 2 at Atlanta (9/29/19)
- Quarterback Pressures** - 9 at N.Y. Giants (12/16/18)
- Interceptions** - 1 (Twice, last vs. Jacksonville, 9/20/20)
- Forced Fumbles** - 1 (Twice, last vs. Tampa Bay, 10/27/19)
- Fumble Recovery** - 1 (Twice, last vs. Tampa Bay, 10/27/19)

Landry's Playoff Season Single-Game Highs:

- Tackles** - 5 at Baltimore (1/11/20)
- Sacks** - 1 at Baltimore (1/11/20)
- Quarterback Pressures** - 3 (Twice, last at Baltimore, 1/11/20)

2019 AFC SACK LEADERS

Titans second-year outside linebacker **Harold Landry III** tied for 10th place in the AFC with nine sacks during the 2019 regular season.

Most sacks in 2019 among AFC players:

Player	Team	Pos	Sacks
1. T.J. Watt	Pittsburgh Steelers	LB	14.5
2. Bud Dupree	Pittsburgh Steelers	LB	11.5
Joey Bosa	Los Angeles Chargers	DE	11.5
4. Justin Houston	Indianapolis Colts	DE	11.0
5. Josh Allen	Jacksonville Jaguars	DE	10.5
6. Maxx Crosby	Oakland Raiders	DE	10.0
Myles Garrett	Cleveland Browns	DE	10.0
8. Jordan Phillips	Buffalo Bills	DT	9.5
Matt Judon	Baltimore Ravens	LB	9.5
10. Harold Landry	Tennessee Titans	LB	9.0
Cameron Heyward	Pittsburgh Steelers	DT	9.0
Chris Jones	Kansas City Chiefs	DT	9.0
Carlos Dunlap	Cincinnati Bengals	DE	9.0

SACKS IN FIRST 25 GAMES

Titans outside linebacker **Harold Landry III** produced 11.5 career sacks in his first 25 career games, placing him in select company for defensive performance in the early stages of a career.

Since individual sacks became an official statistic in 1982, his sack total ranks third for the club among players in their first 25 NFL games.

The only previous Titans/Oilers players to record more sacks than Landry in their initial 25 NFL outings were former defensive end **Jevon Kearse** (17.5) and defensive lineman **Anthony Cook** (12.0).

Most sacks for the Titans/Oilers in a player's first 25 NFL games (1982-present):

Player	Seasons	Sacks
1. Jevon Kearse	1999-2000	17.5
2. Anthony Cook	1995-1997	12.0
3. Harold Landry III	2018-2019	11.5
4. Jason Jones	2008-2010	11.0
5. Jacob Ford	2008-2009	10.5
6. Carlos Hall	2002-2003	10.0
7. Zach Brown	2012-2013	8.5
Kenny Holmes	1997-1998	8.5
Travis LaBoy	2004-2005	8.5
10. Gary Walker	1995-1996	8.0

MORE TITANS OUTSIDE LINEBACKERS

99 - JADEVEON CLOWNEY

6-5, 255, 7th Year, South Carolina



- Clowney (first name pronounced juh-DEV-ee-on) joined the Titans as an unrestricted free agent in September 2020.
 - His 2020 season came to a premature end after he was placed on injured reserve on November 21. His totals in his first season with the team included 19 tackles, four tackles for loss, nine quarterback pressures, four passes defensed and one forced fumble in eight games (eight starts).
 - Clowney played his first five NFL seasons with the Houston Texans after he was the first overall pick in the 2014 NFL Draft. He was traded to the Seattle Seahawks in 2019.
 - In his first six NFL seasons, he played in 75 games and tallied 236 tackles, 32 sacks, 71 tackles for loss, 14 passes defensed, nine forced fumbles and seven fumble recoveries. He also scored four total touchdowns—three on fumble recoveries and one on an interception return. Clowney was named to the Pro Bowl each season from 2016 through 2018, and he added second-team Associated Press All-Pro honors in 2016.
 - Over a four-season span from 2016 through 2019, Clowney was one of only three NFL players with at least 60 tackles for loss, eight forced fumbles and 150 quarterback pressures, per Sportradar. The others on the list were Aaron Donald and Chandler Jones. Clowney ranked fourth in the NFL over those four seasons with 60 tackles for loss.
 - In 2019, Clowney played for the Seattle Seahawks and tallied 31 tackles, three sacks, seven tackles for loss, a career-best four forced fumbles and two fumble recoveries in 13 games.
 - Before being traded to the Seahawks just prior to the 2019 season kicking off, Clowney played five seasons (2014-18) for the Texans. His best statistical output came in 2017, when he started 16 games and recorded 9.5 sacks, 21 quarterback hits, 21 tackles for loss, two forced fumbles and two fumble recoveries. He joined Jones as the only NFL players to register 20 or more tackles for loss and 20 or more quarterback hits.
 - A native of Rock Hill, S.C., Clowney had a three-year (2011-13) career at the University of South Carolina and became the third Gamecock to earn All-American honors twice during their career. His college career stats included 130 tackles, 24 sacks, 47 tackles for loss, a school-record nine forced fumbles and one fumble recovery in 36 games played.
- 2020 Notes:**
- **At Denver (9/14)**, started in his Titans debut on Monday Night Football. He totaled three tackles, including a tackle for loss, and one quarterback pressure.
 - **Against Jacksonville (9/20)**, tallied a pair of tackles and three quarterback pressures.
 - **At Minnesota (9/27)**, collected two tackles, one tackle for loss and one pass defensed.

GAME PREVIEW

TEAM NOTES

PLAYER NOTES

MEDIA

STATISTICS

ROSTERS

- **Against Buffalo (10/13)**, posted a tackle and two passes defended.
- **Against Houston (10/18)**, credited with two tackles and a tackle for loss against his former team.
- **Against Pittsburgh (10/25)**, totaled four tackles, one pass defended and one forced fumble. In the second quarter, his forced fumble (recovered by the Steelers) gave him his first forced fumble of 2020 and the 10th forced fumble of his career.
- **At Cincinnati (11/1)**, contributed one tackle.
- **Against Chicago (11/8)**, he was inactive with a knee injury.
- **Against Indianapolis (11/12)**, totaled four tackles, including a tackle for loss.
- Placed on injured reserve on Nov. 21.

57 - OLB WYATT RAY

6-3, 255, 1st Year, Boston College

➤ Joined the Titans during training camp in 2020. He was promoted from the practice squad to the 53-man roster on Dec. 24.

➤ Originally signed with the Cleveland Browns as an undrafted free agent following the 2019 NFL Draft. Later in 2019 he spent time on the practice squads of the Houston Texans, Buffalo Bills and New York Jets.

➤ During a four-year career at Boston College (2015-18), Ray appeared in 50 games and totaled 114 tackles, 24 tackles for loss, 17 sacks, one forced fumble and one interception as a defensive end for the Eagles.

➤ Ray is the grandson of the late legendary singer Nat King Cole, and is the nephew of the late Natalie Cole.

2020 Notes:

- **Against Chicago (11/8)**, made his NFL debut as a reserve on defense after being elevated from the practice squad for the game (standard elevation).
- **At Green Bay (12/27)**, registered his first career sack, dropping Aaron Rodgers for a 17-yard loss on fourth down in the second quarter.



50 - DERICK ROBERSON

6-3, 250, 2nd Year, Sam Houston State

➤ Roberson signed with the Titans as a rookie free agent on May 10, 2019.

➤ In 2019, Roberson played in three regular season games and totaled four tackles and three sacks. He also played in all three playoff games, adding two tackles, three quarterback pressures and one tackle for loss.

➤ He spent the first six games of his rookie season on the practice squad before being elevated to the 53-man roster on Oct. 19. He then spent the next four weeks on the practice squad before being re-signed to the 53-man roster on Nov. 26.

➤ Roberson appeared in 32 games with 20 starts over three seasons at Sam Houston State (2016-18) and totaled 123 tackles, 23 sacks, eight passes defended, one interception and seven forced fumbles.

➤ Transferred to Sam Houston State from Texas where he played one season as a redshirt freshman. He saw action in 10 contests at Texas and registered six tackles, two sacks and one forced fumble.

➤ He is a native of San Antonio, Texas.

2020 Notes:

- **Against Chicago (11/8)**, registered three tackles, one pass defended and one stop on special teams.
- **Against Detroit (12/20)**, teamed with defensive tackle Jeffery Simmons to create a turnover in the third quarter. Roberson was awarded his first career forced fumble on a rushing attempt by T.J. Hockenson, and the ball was recovered by Simmons.



TITANS CORNERBACKS

No.	Name	Ht	Wt	Exp	College
39	Borders, Breon (IR)	6-0	189	2	Duke
21	Butler, Malcolm	5-11	190	7	West Alabama
26	Fulton, Kristian	5-11	197	R	Louisiana State
25	Jackson, Adoree'	5-11	185	4	Southern California
35	Jackson, Chris	5-10	193	R	Marshall
33	King II, Desmond	5-10	201	4	Iowa
30	Milton, Chris (IR)	5-11	190	5	Georgia Tech
36	Orr, Kareem	5-11	195	1	Chattanooga
23	Smith, Tye	6-0	195	5	Towson

#21 - CB MALCOLM BUTLER

5-11, 190, 7th Year, West Alabama

[Click for complete bio](#)



Cornerback **Malcolm Butler** is in his seventh NFL season and his third campaign with the Titans in 2020. He was signed by the Titans as an unrestricted free agent on March 16, 2018.

Butler's 2019 season was cut short due to a wrist injury he suffered in the ninth game (Nov. 3 at Carolina). Until that point, he had 30 tackles, two interceptions, including one for a touchdown, and 10 passes defended.

In 2018, Butler led the Titans with 13 passes defended in his first season as a Titan and was second on the team with three interceptions, which included an interception return for a touchdown. He added 56 tackles, one sack, one quarterback pressure, three tackles for loss and one forced fumble in 16 games (11 starts).

Prior to his arrival in Tennessee, Butler spent the first four seasons of his career with the New England Patriots. During his time in New England, he appeared in 59 career regular season games with 48 starts and amassed 204 tackles, eight interceptions, 47 passes defended, four forced fumbles and two fumble recoveries.

Butler appeared in 11 career playoff games with seven starts with the Patriots. He started all three postseason contests on the Patriots' run to the Super Bowl LI title in 2016 and made the crucial, game-winning interception at the goal line in New England's Super Bowl XLIX victory over the Seattle Seahawks to conclude the 2014 campaign.

In 2017, he played in all 16 games during the regular season with 15 starts and amassed 60 tackles, two interceptions, a sack, 12 passes defended and three forced fumbles. He saw action in all three postseason games (two starts) and posted four tackles.

In 2016, Butler earned his second consecutive Pro Bowl invitation and was named Associated Press second-team All-Pro after starting all 16 regular season games and recording 63 tackles, one sack, a career-high four interceptions and 17 passes defended.

As a rookie free agent in 2014, Butler was involved in one of the most memorable plays in Super Bowl history. With 26 seconds remaining against the Seattle Seahawks in Super Bowl XLIX, he intercepted a pass intended for Ricardo Lockette at the goal line, preventing a go-ahead touchdown by the Seahawks and sealing New England's championship victory.

The Vicksburg, Miss., native was originally signed by the New England Patriots on May 19, 2014, following two seasons at the University of West Alabama, where he was a two-time first team All-Gulf South Conference selection at cornerback. He transferred to West Alabama from Hinds (Miss.) Community College.

2020 Notes:

- **At Denver (9/14)**, notched three tackles on Monday Night Football in his first action since being injured in Week 9 of the 2019 season.
- **Against Jacksonville (9/20)**, tied for the team lead with a career-high 11 total tackles and added two passes defended.
- **At Minnesota (9/27)**, totaled four tackles and a team-best two passes defended.



- **Against Buffalo (10/13)**, registered his second career game with two interceptions and his first since he played the New York Jets as a member of the New England Patriots on Dec. 24, 2016. Butler ended the Bills' first possession with an interception of a Josh Allen pass. He returned the ball 29 yards to help set up a Titans touchdown on the ensuing drive. It was Butler's first interception of the season. In the third quarter, he intercepted Allen and raced 68 yards on the return to set up a touchdown. It was his longest career interception return, topping his 56-yard touchdown return against Washington on Dec. 22, 2018. It was the longest interception return by a Titans player since Zach Brown's 79-yarder against Jacksonville on Dec. 30, 2012. His 97 total interception return yards were the most by an NFL player in 2020 through five weeks and the most by a Titans player since Brown's 109 yards against Jacksonville (Dec. 30, 2012). Butler registered his sixth consecutive season with at least two interceptions. He added seven tackles against the Bills, including a tackle for loss.
- **Against Houston (10/18)**, tallied eight tackles and a pass defended.
- **Against Pittsburgh (10/25)**, shared the team lead with eight total tackles in the game.
- **At Cincinnati (11/1)**, produced eight tackles and two passes defended.
- **Against Chicago (11/8)**, credited with four tackles and two passes defended.
- **Against Indianapolis (11/12)**, totaled six tackles and one pass defended.
- **At Baltimore (11/22)**, contributed four tackles.
- **At Indianapolis (11/29)**, registered four tackles.
- **Against Cleveland (12/6)**, credited with a team-high eight tackles.
- **At Jacksonville (12/13)**, recorded his third interception of the season and the 16th interception of his career, picking off a Mike Glennon pass in the third quarter. He registered his third career season with at least three interceptions. He totaled three tackles and two passes defended in the contest.
- **Against Detroit (12/20)**, totaled nine tackles.
- **At Green Bay (12/27)**, recorded his fourth interception of the season to tie his career high (four in 2016). He picked off an Aaron Rodgers pass that was intended for Davante Adams in the fourth quarter. He added six tackles.
- **At Houston (1/3)**, posted six tackles in his 100th career game.

Butler's Career Regular Season Statistics:

Year	Team	GP	GS	Tackle	Sack	QBP	TFL	Int	PD	FF	FR
2014	NE	11	1	14	0.0	NA	NA	0	3	0	0
2015	NE	16	16	67	0.0	NA	NA	2	15	0	0
2016	NE	16	16	63	1.0	NA	NA	4	17	1	2
2017	NE	16	15	60	1.0	NA	NA	2	12	3	0
2018	Ten	16	11	56	1.0	1	3	3	13	1	0
2019	Ten	9	9	30	0.0	0	0	2	10	0	0
2020	Ten	16	16	100	0.0	0	1	4	14	0	0
Totals		100	84	390	3.0	1	4	17	84	5	2

Butler's Career Postseason Statistics:

Year	Team	GP	GS	Tackle	Sack	QBP	TFL	Int	PD	FF	FR
2014	NE	3	0	4	0.0	NA	NA	1	3	0	0
2015	NE	2	2	12	0.0	NA	NA	0	3	0	0
2016	NE	3	3	11	0.0	NA	NA	0	1	0	0
2017	NE	3	2	10	0.0	NA	NA	0	1	0	0
2019	Ten	0	0			Injured Reserve					
Totals		11	7	37	0.0	NA	NA	1	8	0	0

Butler's Regular Season Single-Game Highs:

- Tackles** - 11 vs. Jacksonville (9/20/20)
- Interceptions** - 2 (Twice, last vs. Buffalo, 10/13/20)
- Sacks** - 1 (Twice, last vs. Buffalo 12/24/17)
- Passes Defensed** - 4 vs. Cincinnati (10/16/16)
- Forced Fumble** - 1 (Five times, last vs. Philadelphia, 9/30/18)
- Fumble Recoveries** - 1 (Twice, last vs. N.Y. Jets 12/24/16)

Butler's Playoff Single-Game Highs:

- Tackles** - 7 at Denver (1/24/15)
- Interceptions** - 1 vs. Seattle (2/1/15)
- Interception Long** - 3 vs. Seattle (2/1/15)
- Passes Defensed** - 3 vs. Seattle (2/1/15)

#25 ■ CB ADOREE' JACKSON

5-11, 185, 4th Year, Southern California

[Click for complete bio](#)



Cornerback **Adoree' Jackson** is in his fourth NFL season in 2020. He was selected by the Titans with the 18th overall pick in the first round of the 2017 NFL Draft.

Jackson played in 11 games with 10 starts in 2019 and totaled 40 tackles, two tackles for loss and seven passes defended. He missed five total contests due to injury, including the final four weeks of the regular season, and then returned to start all three postseason contests. His six passes defended during the playoffs led the squad.

In 2018, Jackson appeared in all 16 games for the second consecutive season with 13 starts. He set single-season career highs with 69 tackles and two interceptions. His 11 passes defended ranked second on the squad, and he added one quarterback pressure and three tackles for loss. He also handled the team's punt return duties, averaging 9.3 yards on 16 returns.

In 2017, Jackson was the first rookie cornerback for the team in the "Titans era" (1999–present) to record 16 starts. His 1,260 total plays (1,017 defensive snaps, 231 special teams snaps and 12 offensive snaps) ranked second in the NFL among all players behind only Arizona Cardinals safety **Tyrann Mathieu** (1,261).

Jackson's rookie defensive totals included a team-high 23 passes defended, 67 tackles, four tackles for loss, one quarterback pressures and three forced fumbles (tied for team lead). He ranked fifth in the NFL with 290 punt return yards (34 returns), ranked sixth in the NFL with a 23.1-yard kickoff return average (25 returns), and finished sixth with 868 combined kickoff return and punt return yards. He added 55 yards on five rushing attempts.

In three seasons at Southern California, Jackson appeared in 39 games with 36 starts. Although he was a starter at cornerback, he was a three-way threat, contributing as a returner and on offense. He scored 15 total touchdowns during his career in four different ways: via reception (6), interception (1), punt return (4) and kickoff return (4).

Jackson's career defensive totals with the Trojans included 139 tackles, 29 passes defended, six interceptions, six stops for loss, three fumble recoveries and two forced fumbles.

As a return specialist, Jackson notched 79 kickoff returns for 2,141 yards with four touchdowns and 46 punt returns for 578 yards with four touchdowns. He tied two NCAA records with his eight career touchdowns on kick/punt returns and nine touchdowns on all runbacks. He also set Southern California career records for kickoff returns and kickoff return yards.

As a junior in 2016, Jackson was awarded the Jim Thorpe Award as the nation's top defensive back. Additionally, he was a consensus All-American, the 2016 Pac-12 Defensive Player of the Year, a team captain and the team MVP (the first Trojan to repeat as team MVP since 2004-05), and he earned first-team All-Pac-12 honors at two different positions (defensive back and return specialist). He started all 13 games at cornerback and led the team with five interceptions, 11 passes defended and two fumble recoveries. He scored twice on kickoff returns, twice on punt returns and once on offense.

A native of East St. Louis, Ill., Jackson also made his name as a world-class track athlete. He was a long jumper and sprinter on USC's track team in 2015 and 2016, winning the Pac-12 outdoor long jump title both years (and placing second in the Pac-12 100 meters in 2016) and earning All-American status both years after twice placing fifth in the NCAA long jump. He also placed 10th in the long jump in the U.S. Olympic Trials.



2020 Notes:

- Placed on injured reserve on Sept. 14 due to a knee injury.
- Activated from injured reserve on Nov. 11.
- **Against Detroit (12/20)**, saw his first action of the season after missing the first 13 games with an injury. He was credited with two tackles.
- **At Green Bay (12/27)**, recorded his first start of 2020 and posted six tackles.
- **At Houston (1/3)**, credited with four tackles.

Jackson's Career Regular Season Defensive Statistics:

Year	Team	GP	GS	Tackle	Sack	QBP	TFL	Int	PD	FF	FR
2017	Ten	16	16	67	0.0	1	4	0	23	3	0
2018	Ten	16	13	69	0.0	1	3	2	11	0	0
2019	Ten	11	10	40	0.0	0	2	0	7	0	0
2020	Ten	3	2	12	0.0	0	0	0	0	0	0
Totals		46	41	188	0.0	2	9	2	41	3	0

Jackson's Career Regular Season Punt/Kickoff Return Statistics:

Year	Team	PR	Yds	Avg	Lg	TD	KR	Yds	Avg	Lg	TD
2017	Ten	34	290	8.5	46	0	25	578	23.1	57	0
2018	Ten	16	148	9.3	26	0	0	0	0.0	0	0
2019	Ten	3	26	8.7	17	0	2	23	11.5	23	0
2020	Ten	0	0	-	-	0	0	0	-	-	0
Totals		53	464	8.8	46	0	27	601	22.3	57	0

Jackson's Career Postseason Defensive Statistics:

Year	Team	GP	GS	Tackle	Sack	QBP	TFL	Int	PD	FF	FR
2017	Ten	2	2	7	0.0	0	0	0	3	0	0
2019	Ten	3	3	9	0.0	0	0	0	6	0	0
Playoff Totals		5	5	16	0.0	0	0	0	9	0	0

Jackson's Career Postseason Punt/Kickoff Return Statistics:

Year	Team	PR	Yds	Avg	Lg	TD	KR	Yds	Avg	Lg	TD
2017	Ten	4	18	4.5	13	0	6	126	21.0	25	0
2019	Ten	0	0	-	-	0	0	0	-	-	0
Playoff Totals		4	18	4.5	13	0	6	126	21.0	25	0

Jackson's NFL Regular Season Single-Game Highs:

- Tackles** - 10 vs. Jacksonville (11/24/19)
- Interceptions** - 1 (Twice, last at Buffalo, 10/7/18)
- Pass Defended** - 4 vs. Baltimore (11/5/17)
- Punt returns** - 5 vs. Seattle (9/24/17)
- Punt return yards** - 55 at Jacksonville (9/17/17)
- Long punt return** - 46 at Jacksonville (9/17/17)
- Kickoff returns** - 5 at Pittsburgh (11/16/17)
- Kickoff return yards** - 109 vs. L.A. Rams (12/24/17)
- Long kickoff return** - 57 vs. L.A. Rams (12/24/17)

Jackson's NFL Playoff Single-Game Highs:

- Tackles** - 4 (Twice, last at Kansas City, 1/19/20)
- Pass Defended** - 4 at Baltimore (1/11/20)
- Punt returns** - 3 at Kansas City (1/6/18)
- Punt return yards** - 18 at Kansas City (1/6/18)
- Long punt return** - 13 at Kansas City (1/6/18)
- Kickoff returns** - 4 at New England (1/13/18)
- Kickoff return yards** - 83 at New England (1/13/18)
- Long kickoff return** - 25 at New England (1/13/18)

#33 - CB DESMOND KING II

5-10, 201, 4th Year, Iowa

[Click for complete bio](#)



Cornerback **Desmond King II** is in his fourth NFL season and his first campaign with the Titans in 2020. He was acquired in a trade with the Los Angeles Chargers on Nov. 2, 2020 in exchange for a sixth-round draft choice in 2021.

In his time with the Chargers, he tallied 213 tackles, four interceptions, two forced fumbles, four fumble recoveries and 7.5 sacks in 53 games played (23 starts).

He earned AP All-Pro honors at cornerback and second-team All-Pro as a punt returner in 2018 for the Chargers. His 2018 totals included 60 tackles, three interceptions, one forced fumble, two fumble recoveries and an 13.8-yard average as a punt returner.

During a four-year career at Iowa (2013-16), he was a four-year starter and earned the Jim Thorpe Award, which is given to the nation's best defensive back. He also earned Iowa's MVP award on defense and on special teams. His collegiate totals included 14 interceptions, including eight in his junior season, and three interceptions returned for touchdowns. He also posted a career punt return average of 11.2 yards.

He is a native of Detroit, Mich.

2020 Notes:

- Activated from injured reserve on Nov. 11.
- **Against Indianapolis (11/12)**, posted five tackles.
- **At Baltimore (11/22)**, credited with four tackles and two passes defended.
- **At Indianapolis (11/29)**, posted three tackles.
- **Against Cleveland (12/6)**, credited with six tackles.
- **At Jacksonville (12/13)**, registered three tackles, including a tackle for loss.
- **Against Detroit (12/20)**, posted a pair of tackles.
- **At Green Bay (12/27)**, tallied two tackles.
- **At Houston (1/3)**, recorded his first sack in a Titans uniform, dropping Deshaun Watson for a two-yard loss in the second quarter. It was his second sack of 2020 (one with the L.A. Chargers). He totaled three tackles against the Texans.

King II's Career Regular Season Defensive Statistics:

Year	Team	GP	GS	Tackle	Sack	QBP	TFL	Int	PD	FF	FR
2017	LAC	16	4	71	4.0	NA	6	1	6	0	0
2018	LAC	16	8	60	0.0	NA	4	3	13	1	1
2019	LAC	15	8	54	2.5	NA	4	0	1	1	1
2020	LAC/Ten	15	8	53	2.0	3	2	0	2	0	1
Totals		62	28	238	8.5	3	16	4	22	2	3

King II's Career Postseason Defensive Statistics:

Year	Team	GP	GS	Tackle	Sack	QBP	TFL	Int	PD	FF	FR
2018	LAC	2	2	10	1.0	NA	1	0	0	0	0
Playoff Totals		2	2	10	1.0	NA	1	0	0	0	0



King II's Career Regular Season Punt/Kickoff Return Statistics:

Year	Team	PR	Yds	Avg	Lg	TD	KR	Yds	Avg	Lg	TD
2017	LAC	1	2	2.0	2	0	17	353	20.8	44	0
2018	LAC	23	318	13.8	73t	1	22	522	23.7	40	0
2019	LAC	21	118	5.6	68t	1	16	331	20.7	43	0
2020	LAC/Ten	6	17	2.8	7	0	0	0	0.0	0	0
Totals		51	24	8.9	73t	2	55	1,206	21.9	44	0

King II's Career Postseason Punt/Kickoff Return Statistics:

Year	Team	PR	Yds	Avg	Lg	TD	KR	Yds	Avg	Lg	TD
2018	LAC	5	46	9.2	33	0	6	179	29.8	72	0
Playoff Totals		5	46	9.2	33	0	6	179	29.8	72	0

King II's NFL Regular Season Single-Game Highs:**Tackles** - 10 (Twice, last at Pittsburgh, 12/2/18)**Interceptions** - 2 at Cleveland (10/14/18)**Pass Defensed** - 3 at Cleveland (10/14/18)**Sacks** - 2.5 at Miami (9/29/19)**Punt returns** - 4 (Three times, last at Seattle, 11/4/18)**Punt return yards** - 82 vs. San Francisco (9/30/18)**Long punt return** - 73t at Pittsburgh (12/2/18)**Punt return touchdowns** - 1 (Twice, last vs. Denver, 10/6/19)**Kickoff returns** - 3 (Five times, last vs. Arizona, 11/25/18)**Kickoff return yards** - 87 vs. Arizona (11/25/18)**Long kickoff return** - 44 vs. Cleveland (12/3/17)**King II's NFL Playoff Single-Game Highs:****Tackles** - 7 at New England (1/13/19)**Sacks** - 1 at Baltimore (1/6/19)**Punt returns** - 4 at Baltimore (1/6/19)**Punt return yards** - 46 at Baltimore (1/6/19)**Long punt return** - 33 at Baltimore (1/6/19)**Kickoff returns** - 5 at New England (1/13/19)**Kickoff return yards** - 107 at New England (1/13/19)**Long kickoff return** - 72 at Baltimore (1/6/19)**MORE TITANS CORNERBACKS****39 - CB BREON BORDERS****6-0, 189, 2nd Year, Duke**

➤ Signed by the Titans to the team's practice squad during Week 3 of 2020 and promoted to the 53-man roster on Nov. 7.

➤ Originally signed with the Oakland Raiders as an undrafted free agent following the 2017 NFL Draft. Has also spent time with the Buffalo Bills, Houston Texans, Jacksonville Jaguars, Washington Football Team, Pittsburgh Steelers and Miami Dolphins.

➤ In 2019, saw action in 12 games with one start, including 11 contests and one start for Jacksonville and one game for Washington. Recorded seven tackles and one fumble recovery.

➤ In 2018, played in one game for Jacksonville.

➤ A three-year starter for Duke, Borders played in 49 games with 35 starts over four seasons (2013-16). He finished his career ranked third in passes defensed (46) and tied for sixth in interceptions (12) in program history.

2020 Notes:

➤ Placed on reserve/practice squad COVID-19 on Oct. 8 and removed from the list on Oct. 20.

➤ **At Cincinnati (11/1)**, activated from the practice squad as a standard elevation and recorded three tackles in his Titans debut.

➤ **Against Chicago (11/8)**, recorded his second career start and his first start in a Titans uniform. He ranked second on the defense and set a new career high with nine total tackles.

➤ **Against Indianapolis (11/12)**, registered his second consecutive start and contributed five tackles.

➤ **At Indianapolis (11/29)**, totaled a pair of tackles and recorded his first career interception by picking off a Philp Rivers pass in the third quarter.

➤ **Against Cleveland (12/6)**, credited with six tackles, one tackle for loss and two passes defensed.

➤ Placed on injured reserve on Dec. 12.

**26 - CB KRISTIAN FULTON****5-11, 197, Rookie, Louisiana State**

➤ The Titans selected Kristian Fulton with the 61st overall pick in the second round of the 2020 NFL Draft.

➤ The New Orleans, La., native was a two-year starter at Louisiana State. He appeared in 28 games with 25 starts and finished his career with 65 tackles, 25 passes defensed and two interceptions.

➤ As a senior in 2019, he started all 15 games and posted 38 tackles, one tackle for loss, 15 passes defensed and one interception. He was recognized with second-team All-SEC honors from the Associated Press.

➤ In his final collegiate game, Fulton helped LSU secure a National Championship victory over Clemson with a career-high six tackles and one pass defensed.

2020 Notes:

➤ **At Denver (9/14)**, totaled four tackles in his NFL debut on Monday Night Football.

➤ **Against Jacksonville (9/20)**, recorded his first career interception in the first quarter on a pass by Gardner Minshew. The second-round pick returned the ball 44 yards to Jacksonville's 30-yard line to help set up a touchdown on the ensuing drive. He added three tackles in the contest.

➤ **At Minnesota (9/27)**, registered two tackles, including his first career sack. In the fourth quarter, he blitzed and dropped quarterback Kirk Cousins for a seven-yard loss.

➤ Placed on reserve/COVID-19 on Oct. 1 and removed from the list on Oct. 13.

➤ Placed on injured reserve on Oct. 31 and activated on Dec. 15.

**35 - DB CHRIS JACKSON****5-10, 193, Rookie, Marshall**

➤ The Tallahassee, Fla., native was selected by the Titans in the seventh round (243rd overall) of the 2020 NFL Draft.

➤ During a four-year career at Marshall, he started 48 games and posted 189 tackles, 6.5 tackles for loss, two sacks, seven interceptions with one returned for a touchdown, 45 passes defensed and two fumble recoveries with one returned for a score for the Thundering Herd.

➤ Jackson's 45 passes defensed rank first in Marshall history and his 48 career starts rank 14th in program history. He earned all-conference recognition in all four of his collegiate seasons.

➤ Jackson earned all-Conference USA recognition each year of his collegiate career, including first-team all-conference as a senior in 2019 after recording a team-high 11 passes defensed.

2020 Notes:


➤ **At Denver (9/14)**, started and registered a tackle in his NFL debut on Monday Night Football. He became the franchise's first rookie drafted in the seventh round or later to start a Week 1 game since Sept. 10, 1989, when Oilers ninth-round rookie tight end Bob Mrosko started at Minnesota. In the seventh-round draft era (since 1994), only four players who were chosen later in the draft than Jackson (243rd) started the season opener (Marques Colston, Bill Nagy, Chris Carson and Will Whitticker). Among all NFL defensive backs drafted in the seventh round since 1994, Jackson became the third player to start his season opener (Marlon McCree and Jimmy Moreland).

➤ **Against Jacksonville (9/20)**, registered six tackles.

➤ **Against Buffalo (10/13)**, started and totaled four tackles and one pass defensed.

➤ **At Cincinnati (11/1)**, started and produced four tackles, one tackle for loss and a team-high two stops on special teams.


➤ Placed on reserve/COVID-19 on Nov. 28 and removed from the list on Dec. 10.

**30 - CB CHRIS MILTON****5-11, 190, 5th Year, Georgia Tech**

➤ Milton was claimed by the Titans off waivers from the Colts on Sept. 2, 2019.

➤ The Folkstown, Ga., native excelled on special teams during his first four NFL campaigns.

➤ He was limited to six games during his first season in Tennessee (2019) due to injuries. He totaled five special teams tackles before being placed on injured reserve.



- The Georgia Tech product appeared in 35 games for the Colts from 2016-18 and notched 15 special teams tackles and two forced fumbles on coverage units.
 - In 2018, Milton played in 15 games for the Colts and posted three tackles, seven special teams stops and one fumble recovery. He saw action in both postseason games and contributed on special teams with two tackles and one forced fumble.
 - In 2017, Milton appeared in 14 games and recorded four tackles and one fumble recovery while adding five special teams tackles.
 - Milton was originally signed by the Indianapolis Colts as a rookie free agent on May 3, 2016 and spent time on the practice squad and active roster.
 - He played in 53 games with 33 starts at Georgia Tech and collected 96 tackles, three tackles for loss, a forced fumble, 14 passes defended and five interceptions with two returned for touchdowns. He finished his career with seven blocked kicks. Also recorded four kickoff returns for 44 yards and two punt returns for 39 yards.
- 2020 Notes:**
- **Against Buffalo (10/13)**, tackled punt returner Andre Roberts for a one-yard loss on Buffalo's nine-yard line in the first quarter. In the third quarter, he downed a punt on Buffalo's three-yard line.
 - Placed on injured reserve on Dec. 24.

36 - CB KAREEM ORR

5-11, 195, 1st Year, Chattanoogaoga

- Promoted from the practice squad to the 53-man roster on Oct. 31, 2020.
- The Chattanooga, Tenn., native was originally signed by the Titans as a rookie free agent on May 13, 2019.
- As a rookie in 2019, he spent time on the practice squad and the 53-man active roster. He saw action in two games and totaled nine tackles and a special teams stop.
- He appeared in 20 games with 18 starts over two seasons at Chattanooga and totaled 81 tackles, six tackles for loss, five interceptions, 13 passes defended, one forced fumble and three fumble recoveries.
- Orr played his first two seasons at Arizona State prior to transferring to Chattanooga, and was a consensus Freshman All-American after collecting six interceptions in 2015.



2020 Notes:

- Placed on injured reserve on Nov. 21 and activated on Dec. 12.

23 - CB TYE SMITH

6-0, 195, 5th Year, Towson

- Signed as a free agent on Jan. 1, 2017. The Raleigh, N.C. native made the Titans' roster out of training camp in 2017.
- In 2019, he played in nine games during the regular season and set career highs with three starts, 24 tackles and two forced fumbles. He added four stops on special teams and a 63-yard touchdown return of a blocked field goal at Indianapolis (12/1). In the playoffs, he appeared in all three games and generated two special teams tackles.
- In 2019, Smith saw action in nine games and collected a career-best 24 tackles. He produced and a forced fumble that was returned 47 yards for a score by Jayon Brown at Oakland.
- In 2018, he was placed on injured reserve on July 31 after suffering an injury during training camp.
- In 2017, Smith played in a career-high 15 games in his first season with the Titans and posted 11 tackles, an interception and eight special teams stops.
- Spent the 2016 season as a member of the Seattle Seahawks and Washington Redskins practice squads.
- The Raleigh, N.C., native was originally selected by the Seattle Seahawks in the fifth round (170th overall) of the 2015 NFL Draft. He appeared in four games as a rookie for Seattle.
- He played four years at Towson, where he recorded five career interceptions and earned AP FCS All-America honors.



2020 Notes:

- Placed on injured reserve on Nov. 7 and activated on Nov. 28.
- **At Jacksonville (12/13)**, started and produced three tackles, one tackle for loss and one pass defended.



TITANS SAFETIES

No.	Name	Ht	Wt	Exp	College
31	Byard, Kevin	5-11	212	5	Middle Tennessee St.
29	Cruikshank, Dane (IR)	6-1	209	3	Arizona
37	Hooker, Amani	5-11	210	2	Iowa
46	Kalu, Joshua	6-0	203	2	Nebraska
24	Vaccaro, Kenny	6-0	214	8	Texas

#31 - S KEVIN BYARD

5-11, 212, 5th Year, Middle Tennessee State

[Click for complete bio](#)



Safety **Kevin Byard** is in his fifth NFL season in 2020. He was selected by the Titans in the third round (64th overall) of the 2016 NFL Draft.

From 2017 through 2019, no NFL player had more interceptions than Byard, who had 17. His 2019 totals included a team-leading five interceptions, 10 passes defended, 91 tackles, one quarterback pressure and two tackles for loss. He started all 16 regular season games for the third consecutive season. In three postseason games, he added 20 tackles and one interception.

In 2018, Byard finished with a team-leading four interceptions, 10 passes defended, 96 tackles and two sacks in 16 games (all starts). He also completed a touchdown pass on a memorable fake punt to help defeat the Houston Texans (Sept. 16).

Byard experienced a breakthrough second-year season in 2017. He was named to the Pro Bowl and earned first-team Associated Press All-Pro honors after tying Detroit's **Darius Slay** for the NFL lead with eight interceptions. He added a pair of fumble recoveries to pace the league with 10 total takeaways.

As a rookie in 2016, Byard played in every game, starting the final seven contests at free safety. His 63 tackles were the most by a Titans rookie safety since **Tank Williams'** 69 tackles in 2002. He also ranked second on the squad with 10 special teams tackles.

During a four-year career at Middle Tennessee State University, he appeared in 49 games and notched 46 starts at safety while becoming one of the most prolific defenders in school history. He set school records with 19 career interceptions, 377 interception return yards and four interception returns for touchdowns, and he finished sixth in MTSU history with 312 career tackles. In total, he had a hand in 25 turnovers (19 interceptions, five forced fumbles and one fumble recovery) during his career and added 17 career passes defended and five tackles for loss. He was twice named first-team All-Conference USA.

As a senior in 2015, Byard appeared in 12 games with nine starts as a



permanent team captain and was named first-team All-Conference USA for the second consecutive year. He ranked fourth on the team with 66 tackles and led the squad with four interceptions and six additional pass breakups.

The Lithonia, Ga., native set a career high in college with six interceptions as a junior and forced to fumbles the same season.

2020 Notes:

- **At Denver (9/14)**, recorded his first career forced fumble in the second quarter on a reception by Melvin Gordon III. The ball was recovered at Denver's 23-yard line by defensive tackle Jeffery Simmons, and the offense scored a touchdown on the ensuing drive. Byard also led the defense with nine tackles and added a pass defensed.
- **Against Jacksonville (9/20)**, posted three tackles.
- **At Minnesota (9/27)**, totaled four tackles and one pass defensed.
- **Against Buffalo (10/13)**, posted two tackles and one pass defensed.
- **Against Houston (10/18)**, credited with eight tackles.
- **Against Pittsburgh (10/25)**, totaled six tackles.
- **At Cincinnati (11/1)**, produced seven tackles and one pass defensed.
- **Against Chicago (11/8)**, registered seven tackles.
- **Against Indianapolis (11/12)**, credited with a team-high 10 tackles.
- **At Baltimore (11/22)**, posted seven tackles and one pass defensed. He reached 400 career tackles in the contest.
- **At Indianapolis (11/29)**, credited with seven tackles.
- **Against Cleveland (12/6)**, contributed six tackles.
- **At Jacksonville (12/13)**, led the defense with 11 total tackles.
- **Against Detroit (12/20)**, registered his first interception of the season and his 18th career interception, picking off a pass by Chase Daniel in the fourth quarter. He was credited with 10 tackles, one tackle for loss and two passes defensed in the game.
- **At Green Bay (12/27)**, tied for the team lead with nine tackles.
- **At Houston (1/3)**, credited with four tackles. He finished the 2020 season with a team-high and career-high 111 tackles.

Byard's Career Regular Season Statistics:

Year	GP	GS	Tackle	Sack	QBP	TFL	Int	PD	FF	FR
2016	16	7	63	1.0	3	5	0	4	0	0
2017	16	16	87	0.0	3	4	8	18	0	2
2018	16	16	96	2.0	4	0	4	10	0	0
2019	16	16	91	0.0	1	2	5	10	0	0
2020	16	16	111	0.0	2	1	1	7	1	0
Totals	80	71	448	3.0	13	12	18	49	1	2

Byard's Career Postseason Statistics:

Year	GP	GS	Tackle	Sack	QBP	TFL	Int	PD	FF	FR
2017	2	2	16	0.0	0	0	0	0	0	0
2019	3	3	20	0.0	0	0	1	1	0	0
Totals	5	5	36	0.0	0	0	1	1	0	0

Byard's Regular Season Single-Game Highs:

- Tackles** - 16 vs. Washington (12/22/18)
- Sacks** - 1 (Three times, last at N.Y. Giants, 12/16/18)
- Tackles For Loss** - 2 (Twice, last at Miami, 10/8/17)
- Interceptions** - 3 at Cleveland (10/22/17)
- Passes Defensed** - 3 (Twice, vs. Baltimore, 11/5/17)
- Forced Fumbles** - 1 at Denver (9/14/20)

Byard's Playoff Single-Game Highs:

- Tackles** - 11 at Baltimore (1/11/20)
- Interceptions** - 1 at Baltimore (1/11/20)



MOST INTERCEPTIONS FROM 2017-2020

Since the beginning of the 2017 campaign, Titans safety **Kevin Byard** ranks second in the NFL with 18 interceptions.

Most interceptions from 2017-2020:

Player	Interceptions
1. Xavien Howard	22
2. Kevin Byard	18
3. J.C. Jackson	17
Marcus Peters	17
5. Harrison Smith	16
6. Tre'Davious White	15
7. Tyrann Mathieu	14
Quandre Diggs	14
Justin Simmons	14
Darius Slay	14

2019 NFL INTERCEPTION LEADERS

Titans safety **Kevin Byard** tied for fourth place in the NFL with five interceptions in 2019.

Most interceptions in 2019:

Player	Interceptions
1. Stephon Gilmore	6
Anthony Harris	6
Tre'Davious White	6
4. Kevin Byard	5
J.C. Jackson	5
Devin McCourty	5
Janoris Jenkins	5
Marcus Peters	5
Minkah Fitzpatrick	5
Darius Leonard	5
Kevin King	5
Joe Haden	5

INTERCEPTIONS IN FIRST FOUR SEASONS

Titans safety **Kevin Byard** totaled 17 interceptions from the time he entered the NFL in 2016 as a third-round draft pick through 2019. Since the 1970 NFL-AFL merger, his total ranked second among all franchise players in their first four seasons.

Most interceptions in a Titans/Oilers player's first four seasons, 1970-2019:

Player (Position)	First Four Seasons	Interceptions
1. Mike Reinfeldt (S)	1976-1979	19
2. Kevin Byard (S)	2016-2019	17
3. Andre Dyson (CB)	2001-2004	16
4. Michael Griffin (S)	2007-2010	15
5. Cris Dishman (CB)	1988-1991	14
Samari Rolle (CB)	1998-2001	14

Among all active NFL players in 2019, only two had more interceptions than Byard in their first four NFL seasons: **Richard Sherman** and **Marcus Peters**.

Active NFL players with the most interceptions their first four NFL seasons (through 2019):

Player (Position)	First Four Seasons	Interceptions
1. Richard Sherman (CB)	2011-2014	24
2. Marcus Peters (CB)	2015-2018	22
3. Kevin Byard (S)	2016-2019	17
Aqib Talib (CB)	2008-2011	17
5. Devin McCourty (S)	2010-2013	15
Earl Thomas (S)	2010-2013	15
Patrick Peterson (CB)	2011-2014	15
Trumaine Johnson (CB)	2012-2015	15

SEASON INTERCEPTIONS, TEAM HISTORY

Kevin Byard recorded a team-high eight interceptions in 2017. His total tied for seventh in franchise history and was the highest by any franchise player since Oilers cornerback **Rishard Johnson** picked off eight passes in 1990.

Most interceptions in a season, franchise history:

Player	Season	Position	Interceptions
1. Mike Reinfeldt	1979	S	12
Fred Glick	1963	S	12
3. Miller Farr	1967	CB	10
4. Ken Houston	1971	S	9
W.K. Hicks	1965	CB	9
Jim Norton	1961	S	9
7. Kevin Byard	2017	S	8
Richard Johnson	1990	CB	8
Pete Jaquess	1964	CB	8
Jim Norton	1962	S	8
Tony Banfield	1961	CB	8

2017 NFL INTERCEPTION LEADERS

Titans safety **Kevin Byard** tied for the NFL lead with eight interceptions in 2017, his second NFL season. He shared the top of the leaderboard with Detroit Lions cornerback **Darius Slay**.

Most interceptions in 2017:

Player	Team	Position	Interceptions
1. Kevin Byard	Tennessee	S	8
Darius Slay	Detroit	CB	8
3. Eric Weddle	Baltimore	S	6
A.J. Bouye	Jacksonville	CB	6
5. Micah Hyde	Buffalo	S	5
Jordan Poyer	Buffalo	S	5
Antoine Bethea	Arizona	S	5
Marcus Peters	Kansas City	CB	5
Marshon Lattimore	New Orleans	CB	5
Tre Boston	LA Chargers	S	5
Harrison Smith	Minnesota	S	5

2017 TAKEAWAY LEADERS

Kevin Byard tied for the NFL interception lead in 2017. His eight interceptions matched Detroit cornerback **Darius Slay's** total for the most in the league.

Additionally, Byard recorded two fumble recoveries on defense. His 10 total defensive takeaways were the most in the NFL.

Slay ranked second with nine takeaways, while Kansas City cornerback **Marcus Peters** tied Baltimore safety **Eric Weddle** for third place with seven takeaways.

Most total defensive takeaways in 2017:

Player	Team	Interceptions	Def. Fumble Recoveries	Total Takeaways
1. Kevin Byard	Ten	8	2	10
2. Darius Slay	DeT	8	1	9
3. Marcus Peters	KC	5	2	7
Eric Weddle	Bal	6	1	7
5. A.J. Bouye	Jax	6	0	6
Jordan Poyer	Buf	5	1	6
Casey Hayward	LAC	4	2	6
Tre'Davious White	Buf	4	2	6
9. (14 tied)				5

INTERCEPTIONS IN A GAME, TEAM HISTORY

With three interceptions at Cleveland on Oct. 22, 2017, safety **Kevin Byard** tied a franchise record and became the ninth player in franchise history to record three interceptions in a regular season game.

Byard became the first NFL player in 2017 to record three interceptions in a game and the first NFL player to do so since Philadelphia Eagles safety **Kurt Coleman** at Washington on Oct. 16, 2011. He was the first Titans player to record three interceptions in a game since linebacker **Keith Bulluck** accomplished the feat at New Orleans on Monday night, Sept. 24, 2007.

Most interceptions in a game, franchise history:

Player (Pos)	Date	Opp	Int	Yds	Avg	TD
1. Kevin Byard (S)	10/22/17	Cle	3	60	20.0	0
Keith Bulluck (LB)	9/24/07	NO	3	51	17.0	0
Samari Rolle (CB)	12/26/99	Jac	3	66	22.0	0
Marcus Robertson (S)	11/21/93	Cle	3	69	23.0	0
Willie Alexander (CB)	11/14/71	Oak	3	40	13.3	0
Ken Houston (S)	10/24/71	Pit	3	28	9.3	0
Miller Farr (CB)	10/15/67	NYJ	3	128	42.7	1
W.K. Hicks (CB)	10/31/65	Buf	3	50	16.7	0
Jim Norton (S)	12/2/62	Den	3	22	7.3	0

PLAYERS WITH INTERCEPTION & TD PASS

In a victory over the Houston Texans on Sept. 16, 2018, **Kevin Byard** completed a 66-yard touchdown pass to defensive back **Dane Cruikshank**.

Byard became the first defensive player in franchise history to record a touchdown pass, while Cruikshank became the first defensive player in team annals to record a touchdown reception. Additionally, Byard's touchdown pass was the longest by a defensive player in the Super Bowl era. The previous long was held by Los Angeles Rams defensive back **Ed Meador**, who had an 18-yard touchdown pass at Atlanta on Nov. 19, 1967.

Byard, who tied for the NFL lead in 2017 with eight interceptions, also became only the fifth player in the Super Bowl era to throw at least one touchdown pass and record at least one career interception.

NFL players in the Super Bowl era with at least one career interception and one career touchdown pass (1966 through 2018):

Player	NFL Seasons	Career Pass TDs	Career Interceptions
Kevin Byard	2016–2018	1	12
Randy Moss	1998–2012	2	1
Tom Myers	1972–1981	1	36
Eddie Meador	1966*–1970	1	26
Paul Krause	1966*–1979	1	63

* Meador played from 1959–1970; Krause played from 1964–1979

FIVE INTERCEPTIONS IN TWO GAMES

On Oct. 22, 2017 at Cleveland, Titans safety **Kevin Byard** registered three interceptions. The following game, on Nov. 5, 2017 against Baltimore, Byard tallied two interceptions to become the first player in franchise history to record five interceptions in a two-game span.

Prior to Byard, the last NFL player to accomplish the feat was Washington Redskins cornerback **DeAngelo Hall** in 2010. On Oct. 24, 2010, Hall intercepted four passes at Chicago, and seven days later at Detroit, Hall picked off another pass.

Byard became only the fifth player since the 1970 AFL-NFL merger with five interceptions over two games. In addition to Byard and Hall, the others were Patriots cornerback **Mike Haynes** in 1976, Packers cornerback **Willie Buchanon** in 1978 and Chiefs cornerback **Albert Lewis** in 1985.

Most interceptions in a two-game span, 1970–2017:

Player	Team	Season	Interceptions in Two Games
1. Kevin Byard	Ten	2017	5
DeAngelo Hall	Was	2010	5
Albert Lewis	KC	1985	5
Willie Buchanon	GB	1978	5
Mike Haynes	NE	1976	5

#24 ■ S KENNY VACCARO

6-0, 214, 8th Year, Texas

[Click for complete bio](#)

Safety **Kenny Vaccaro** is in his eighth NFL season and his third campaign with the Titans in 2020. He was signed as a free agent on Aug. 4, 2018.

In 2019, Vaccaro started all 16 regular season games for the second time in his career and for the first time since 2015. He ranked fourth on the Titans with 104 tackles and added one sack, one quarterback pressure, one tackle for loss, one interception, five passes defended and seven special teams tackles. He also started all three postseason games and tallied 19 tackles and an interception.

Vaccaro recorded 13 starts in 13 games during his first year in Tennessee. He finished with 70 tackles, two sacks, three quarterback pressures, four tackles for loss, one interception and five passes defended.

Vaccaro (6-0, 214) joined the Titans after five years as a starter with the New Orleans Saints. In 68 career games with 67 starts in New Orleans, he totaled 482 tackles, eight interceptions, 7.5 sacks, five forced fumbles and three fumble recoveries.

In 2017, Vaccaro started 12 games at strong safety and recorded three interceptions, seven passes defended, 60 tackles, 1.5 sacks and one fumble recovery. He tallied three total interceptions in a three-game stretch from Weeks 3-6. He missed four total games due to injury, including spending the final two weeks of the campaign on injured reserve.

In 2016, Vaccaro started 11 games at strong safety and totaled 80 tackles (56 solo), one sack, six passes defended, two forced fumbles, one fumble recovery, two interceptions and a special teams stop.

Vaccaro was named to the PFWA and Bleacher Report All-Rookie teams in 2013, and in 2014 he won the Jim Finks Good Guy Award for cooperation with the New Orleans media.

The Brownwood, Texas, native was selected by the Saints in the first round (15th overall) of the 2013 NFL Draft.

During his time at the University of Texas, Vaccaro appeared in 51 games with 32 starts and totaled 264 tackles and five interceptions. He earned first-team All-American honors as a senior and All-Big 12 first-team recognition from league coaches in each of his final two years. The versatile defender played four different positions including both safety spots for the Longhorns.

2020 Notes:

- **At Denver (9/14)**, finished second on the team with six tackles to go with one tackle for loss and one pass defended.
- **Against Jacksonville (9/20)**, notched his first sack of the season in the fourth quarter, dropping quarterback Gardner Minshew II for a four-yard loss. It gave Vaccaro 11.5 career sacks. He also tied for the team lead with 11 total tackles and added two tackles for loss, one quarterback pressure and two passes defended.
- **At Minnesota (9/27)**, appeared in his 100th NFL regular season game and posted five tackles.
- **Against Buffalo (10/13)**, recorded his 100th NFL regular season start



and posted four tackles, including a tackle for loss.

- **Against Houston (10/18)**, posted eight tackles and one pass defended.
- **Against Pittsburgh (10/25)**, produced four tackles.
- **At Cincinnati (11/1)**, tallied four tackles.
- **Against Chicago (11/8)**, credited with six tackles.
- **Against Indianapolis (11/12)**, totaled eight tackles.
- **At Baltimore (11/22)**, he was inactive with a concussion.
- **At Indianapolis (11/29)**, credited with a team-best nine tackles.
- **Against Cleveland (12/6)**, recovered a fumble and raced 53 yards on the return to help set up a touchdown late in the fourth quarter. It was his fourth career fumble recovery and his first since Oct. 15, 2017 against the Detroit Lions as a member of the New Orleans Saints. He added six tackles in the contest.
- **At Jacksonville (12/13)** and **against Detroit (12/20)**, inactive with an illness.
- **At Green Bay (12/27)**, returned to the lineup and registered five tackles, including two tackles for loss.
- **At Houston (1/3)**, finished second on the squad with seven tackles.

Vaccaro's Career Regular Season Statistics:

Year	Team	GP	GS	Tackle	Sack	QBP	TFL	Int	PD	FF	FR
2013	NO	14	14	93	1.0	NA	NA	1	6	1	0
2014	NO	15	14	113	1.0	NA	NA	2	5	0	0
2015	NO	16	16	136	3.0	NA	NA	0	5	2	1
2016	NO	11	11	80	1.0	NA	NA	2	6	2	1
2017	NO	12	12	60	1.5	NA	NA	3	7	0	1
2018	Ten	13	13	70	2.0	3	4	1	5	0	0
2019	Ten	16	16	104	1.0	1	1	1	5	0	0
2020	Ten	13	13	83	1.0	4	6	0	5	0	1
Totals		110	109	739	11.5	8	11	10	44	5	4

Vaccaro's Career Postseason Statistics:

Year	Team	GP	GS	Tackle	Sack	QBP	TFL	Int	PD	FF	FR
2013	NO	0	0								
Injured Reserve											
2019	Ten	3	3	19	0.0	0	1	1	2	0	0
Totals		3	3	19	0.0	0	1	1	2	0	0

Vaccaro's Regular Season Single-Game Highs:

- Tackles** - 16 (Twice, last at Houston, 11/29/15)
- Interceptions** - 1 (10 times, last vs. Houston, 12/15/19)
- Sacks** - 2 vs. Jacksonville (12/27/15)
- Forced Fumble** - 1 (Five times, last at San Francisco, 11/6/16)
- Fumble Recovery** - 1 (Four times, last vs. Cleveland, 12/6/20)
- Passes Defended** - 3 vs. Detroit (10/15/17)


Vaccaro's Playoff Single-Game Highs:

- Tackles** - 7 (Twice, last at Baltimore, 1/11/20)
- Interceptions** - 1 at Baltimore (1/11/20)

MORE TITANS SAFETIES

29 - DB DANE CRUIKSHANK

6-1, 209, 3rd Year, Arizona



- The Chino Hills, Calif., native was selected by the Titans in the fifth round (152nd overall) of the 2018 NFL Draft.
- From 2018-19, Cruikshank tallied 18 special teams tackles which ranked second on the squad.
- In 2019, Cruikshank totaled a career-high 10 special teams tackles, which ranked second on the team, and blocked one extra point and one field goal. He saw action as a reserve in all 16 games and all three postseason contests. He tied for the team lead in special teams tackles four times in 2019.
- In 2018, he scored his first career touchdown with a 66-yard reception on a fake punt against Houston (9/16) and was named AFC Special Teams Player of the Week.
- During a two-year career at Arizona (2016-2017), he started all 25 games at 'spur' safety and cornerback. Cruikshank recorded 135 tackles, 1.5 sacks, seven tackles for loss, 17 passes defended, one forced fumble and intercepted five passes for 68 yards

2020 Notes:

- Placed on injured reserve on Sept. 6.
- Activated off injured reserve to the 53-man roster on Oct. 24.
- **Against Pittsburgh (10/25)**, returned from injured reserve to play his first game of 2020. He recorded his first career interception, picking off a Ben Roethlisberger pass in the end zone on the final play of the first half.

- Placed on injured reserve for a second time on Nov. 11.

37 - DB AMANI HOOKER

5-11, 210, 2nd Year, Iowa

➤ The Minneapolis, Minn., native was selected by the Titans in the fourth round (116th overall) of the 2019 NFL Draft.

➤ In 2019, Hooker played as a reserve safety in all 16 games as a rookie and collected 13 tackles while ranking third on the team with eight special teams tackles.

➤ During a three-year career at Iowa, he played in 36 games with 19 starts and totaled 125 tackles, six interceptions, a sack, 3.5 tackles for loss and nine passes defended. He declared for the NFL Draft following his junior campaign.

➤ As a junior in 2018, Hooker received the Tatum-Woodson award given to the best defensive back in the Big Ten.

2020 Notes:

➤ **At Minnesota (9/27)**, clinched the victory with his first career interception. With 1 minute and 9 seconds remaining in the fourth quarter, the Minneapolis native intercepted a pass from Kirk Cousins to Adam Thielen on fourth down.

➤ **Against Pittsburgh (10/25)**, registered his second interception of 2020 and his second career interception, picking off a Ben Roethlisberger pass in the end zone in the fourth quarter. He totaled three tackles, two passes defended and one special teams stop in the contest.

➤ **Against Chicago (11/8)**, established a career high with seven tackles and added two stops on special teams.

➤ **At Baltimore (11/22)**, registered his first career start at safety. He picked off a Lamar Jackson pass in the third quarter to register his team-high third interception of 2020 and the third interception of his career. He also was credited with seven tackles and two passes defended in the contest.

➤ **At Jacksonville (12/13)**, recorded his second career start at safety and also recorded his first career rushing attempt, gaining four yards and a first down on a fake punt in the first quarter. He ranked third on the team with seven tackles, including a tackle for loss.

➤ **Against Detroit (12/20)**, tied a career high with seven tackles.

➤ **At Houston (1/3)**, intercepted a Deshaun Watson pass in Houston territory in the first quarter to set up a field goal on the ensuing possession. It was his fourth interception of the season, which tied Malcolm Butler for the team lead. He added two tackles on defense and one stop on special teams at Houston.

46 - DB JOSHUA KALU

6-0, 203, 2nd Year, Nebraska

➤ The Houston, Texas, native was signed by the Titans as an undrafted free agent on May 11, 2018 and has spent time on the practice squad and active roster.

➤ In Week 10 of 2019 against Kansas City, Kalu secured the victory by coming off the edge and blocking Harrison Butker's potential game-tying 52-yard field goal as time expired.

➤ In 2018, made his NFL debut and appeared in five games during his rookie season.

➤ Played in 48 games with 37 starts at cornerback and safety over four seasons at Nebraska. Totaled 215 tackles, two sacks, 27 passes defended, seven interceptions for 78 yards and a score, three forced fumbles and one fumble recovery. His 27 passes defended rank tied for seventh in Cornhusker history and his 215 career tackles rank fifth all-time among Nebraska defensive backs and among the top 30 overall tacklers in Cornhusker history.

2020 Notes:

➤ **At Denver (9/14)**, credited with a forced fumble on the final play of the first half. He also registered a tackle in the contest.

➤ **Against Jacksonville (9/20)**, credited with a two-yard kickoff return on one of the key plays of the game. With the Jaguars kicking off with 12 seconds remaining in the second quarter, he got in front of Josh Lambo's attempted squib kick at Tennessee's 49-yard line and moved the ball to the opposite 49. Two plays later, the Titans made a 51-yard field goal as the clock expired.

➤ **Against Chicago (11/8)**, credited with a team-high three special teams tackles.

➤ **At Baltimore (11/22)**, collected a career-best four tackles as a reserve at safety.

➤ **Against Detroit (12/20)**, recorded two tackles on defense and added a team-high two stops on special teams.



TITANS SPECIALISTS

PUNTERS

No.	Name	Ht	Wt	Exp	College
6	Kern, Brett	6-2	214	13	Toledo

KICKERS

No.	Name	Ht	Wt	Exp	College
3	Gostkowski, Stephen (R/COVID)	6-1	215	15	Memphis

LONG SNAPPERS

No.	Name	Ht	Wt	Exp	College
47	Overton, Matt	6-1	243	8	Western Washington

#3 - K STEPHEN GOSTKOWSKI

6-1, 215, 15th Year, Memphis

[Click for complete bio](#)



Kicker **Stephen Gostkowski** (pronounced gost-COW-ski) is in his 15th NFL season and his first campaign with the Titans in 2020. He was signed by the Titans as a free agent on Sept. 3, 2020.

After entering the NFL as a fourth-round pick by the New England Patriots in 2006, he spent the next 14 years with the club, earning four Pro Bowl selections (2008, 2013-15) and three Super Bowl championships (2014, 2016, 2018). He became the franchise's leading scorer with 1,775 career points over 204 games.

In his first 14 seasons, he made 374 of his 428 field goal attempts. At the end of the 2019 season, his 87.4 percent success rate on field goals made him the fifth-most accurate kicker in NFL history.

Gostkowski also scored 205 points in the postseason for the Patriots to rank second in NFL history in playoff scoring.

One of his finest statistical seasons came in 2017, when he scored 156 points, made 37 of 40 field goal attempts and made a career-long 62-yard field goal.

In 2019, he was limited to four games before being placed on injured reserve. He made seven of his eight field goal attempts in his final season in New England.

Gostkowski finished his collegiate career at the University of Memphis ranked 13th in NCAA Division 1-A history with 369 points and ranked 14th with 70 career field goals. He also played baseball at Memphis.

2020 Notes:

➤ **At Denver (9/14)**, made his debut in a Titans uniform on Monday Night Football and connected on the game-winning 25-yard field goal with 17 seconds remaining in the fourth quarter. It was his 10th career game-winning field goal (ninth in the regular season).

➤ **Against Jacksonville (9/20)**, made a 51-yard field goal as time expired in the second quarter and the game-winning 49-yard field goal with 1 minute and 36 seconds remaining in the fourth quarter. He added three extra points on four attempts. He hit a game-winning field goal for the second consecutive week, marking the second time in his career he made a game-winner in back-to-back games (Nov. 24-Dec. 1, 2013). His kick to beat the Jaguars was his 11th career game-winning field goal (10th in the regular season). He became the first kicker since Adam Vinatieri with New England in 1999 to make a game-winning field goal in the final two minutes of regulation in each of his team's first two games of a season.

➤ **At Minnesota (9/27)**, set a career high with six total field goals, including the game-winning field goal from 55 yards with 1 minute and 44 seconds remaining in the fourth quarter. In his 15-year career, he previously made five total field goals on two occasions, most recently against Kansas City on Oct. 14, 2018. In addition to his game-winner, he also connected on field goals of 39 and 31 yards in the first quarter, 30 yards in the second quarter, 51 yards in the third quarter and 54 yards in the fourth quarter. His

55-yard field goal tied for the fourth-longest field goal in franchise history and the second-longest game-winning field goal in team annals behind Rob Bironas' 60-yarder to beat Indianapolis on Dec. 3, 2006. His 54-yarder at Minnesota ranked as the eighth-longest field goal in team annals. He became the second player in franchise history to make at least six field goals in a game. The other is Rob Bironas, who set the team and NFL record with eight field goals at Houston on Oct. 21, 2007. Gostkowski became the first player in franchise history to record game-winning field goals in three consecutive games, as well as the first NFL player since the 1970 merger to kick a game-winning field goal in the final two minutes of regulation in each of his team's first three games of the season. He hit three field goals of at least 50 yards in distance for the first time in his career and was the first NFL player since Baltimore's Justin Tucker on Nov. 27, 2016 (vs. Cincinnati) to accomplish the feat. He extended his streak to a career-best 28 consecutive games with at least one field goal, which tied for the fifth-longest streak in NFL history (Jim Turner, 1970-72; Chip Lohmiller, 1988-90). He tied his career high with 19 total points in the contest. He was named AFC Offensive Player of the Week.

- Named AFC Offensive Player of the Month for September. It was his fifth career AFC Special Teams Player of the Month award.
- **Against Buffalo (10/13)**, made all six extra point attempts.
- **Against Houston (10/18)**, made all four extra point attempts, had a 27-yard field goal blocked, and missed from 37 yards.
- **Against Pittsburgh (10/25)**, made one of two field goal attempts, including a successful field goal from 51 yards. He also made all three extra point attempts.
- **At Cincinnati (11/1)**, made both extra point attempts and missed a field goal from 53 yards.
- **Against Chicago (11/8)**, made his only field goal attempt from 40 yards and hit all three of his extra point attempts.
- **Against Indianapolis (11/12)**, made a 50-yard field goal and missed from 44 yards. His 50-yarder in the second quarter gave him six field goals on seven attempts of 50-plus yards in 2020. His previous career high for 50-yard field goals in season was five in 2013 with the New England Patriots.
- **At Baltimore (11/22)**, made all three field goal attempts and his only extra point attempt. He connected on a pair of 40-yard field goals and added a 22-yarder. It was his second game of 2020 with at least three field goals.
- **At Indianapolis (11/29)**, connected on a 49-yard field goal in the third quarter and made all six of his extra point attempts.
- **Against Cleveland (12/6)**, connected on all three of his extra point attempts.
- **At Jacksonville (12/13)**, made a 53-yard field goal as time expired in the first half. He also made all four of his extra point attempts. He improved his season totals to seven successful field goals in eight attempts from 50 yards and beyond. His previous career high for most field goals in a season of 50-plus yards was five in 2013 with the New England Patriots.
- **Against Detroit (12/20)**, made a 38-yard field goal as time expired in the second quarter to give him two consecutive games with a field goal as the clock hit zero in the first half. He also made all five of his extra point attempts.
- **At Green Bay (12/27)**, connected on both extra point attempts to give him 100 points on the season. It marked his 13th career season with at least 100 points.
- Placed on the reserve/COVID-19 list on Dec. 28.

Gostkowski's Career Regular Season Statistics:

Year	Team	GP	FGM	FGA	Pct	Lg	XPM	XPA	Pts
2006	NE	16	20	26	76.9	52	43	44	103
2007	NE	16	21	24	87.5	45	74	74	137
2008	NE	16	36	40	90.0	50	40	40	148
2009	NE	16	26	31	83.9	53	47	47	125
2010	NE	8	10	13	76.9	43	26	26	56
2011	NE	16	28	33	84.8	50	59	59	143
2012	NE	16	29	35	82.9	53	66	66	153
2013	NE	16	38	41	92.7	54	44	44	158
2014	NE	16	35	37	94.6	53	51	51	156
2015	NE	16	33	36	91.7	57	52	52	151
2016	NE	16	27	32	84.4	53	46	49	127
2017	NE	16	37	40	92.5	62	45	47	156
2018	NE	16	27	32	84.4	52	49	50	130
2019	NE	4	7	8	87.5	41	11	15	32
2020	Ten	15	18	26	69.2	55	46	48	100
NFL Totals		219	392	454	86.3	62	699	712	1,875

Gostkowski's Career Postseason Statistics:

Year	Team	GP	FGM	FGA	Pct	Lg	XPM	XPA	Pts
2006	NE	3	8	8	100.0	50	9	9	33
2007	NE	3	1	2	50.0	35	9	9	12
2009	NE	1	0	1	0.0	0	2	2	2
2011	NE	3	5	5	100.0	35	10	10	25
2012	NE	2	4	4	100.0	38	6	6	18
2013	NE	2	1	1	100.0	47	6	6	9
2014	NE	3	1	1	100.0	21	15	15	18
2015	NE	2	4	4	100.0	46	3	4	15
2016	NE	3	7	7	100.0	47	7	9	28
2017	NE	3	3	5	60.0	45	11	12	20
2018	NE	3	5	6	83.3	47	10	10	25
2019	NE					Injured Reserve			
Playoff Totals		28	39	44	88.6	50	88	92	205

Gostkowski's Regular Season Single-Game Highs:

- Field Goals Made** - 6 at Minnesota (9/27/20)
- Field Goal Attempts** - 6 (Twice, last at Minnesota, 9/27/20)
- Longest Field Goal** - 62 at Oakland (11/19/17)
- PATs Made** - 8 (Three times, last vs. Indianapolis, 11/18/12)
- PATs Attempted** - 8 (Three times, last vs. Indianapolis, 11/18/12)
- Points** - 19 (Three times, last at Minnesota, 9/27/20)

Gostkowski's Playoff Single-Game Highs:

- Field Goals Made** - 3 (Four times, last vs. Pittsburgh, 1/22/17)
- Field Goals Attempts** - 3 (Six times, last vs. L.A. Rams in Super Bowl, 2/3/19)
- Longest Field Goal** - 50 at San Diego (1/14/07)
- PATs Made** - 6 (Twice, last vs. Indianapolis, 1/18/15)
- PATs Attempted** - 6 (Twice, last vs. Indianapolis, 1/18/15)
- Points** - 13 vs. N.Y. Jets (1/07/07)

NFL ALL-TIME LEADERS

During his career, **Stephen Gostkowski** has made 86.3 percent of his field goal attempts, a rate that is 11th in NFL history.

Most accurate field goal kickers in NFL history (min. 50 attempts):

Player	FG Made	FG Att	Pct
1. Justin Tucker	291	321	90.7
2. Harrison Butker	121	134	90.3
3. Josh Lambo	128	144	88.9
4. Younghoe Koo	63	71	88.7
5. Chris Boswell	146	166	88.0
6. Wil Lutz	142	164	86.6
Robbie Gould	400	462	86.6
8. Jason Sanders	77	89	86.5
Mike Vanderjagt	230	266	86.5
10. Kai Forbath	133	154	86.4
11. Stephen Gostkowski	392	454	86.3

Stephen Gostkowski ranks 11th in NFL history in career scoring. He is the only active kicker in the NFL's top 11 all-time leading scorers.

Most points in NFL history:


Player	Career Points
1. Adam Vinatieri	2,673
2. Morten Andersen	2,544
3. Gary Anderson	2,434
4. Jason Hanson	2,150
5. John Carney	2,062
6. Matt Stover	2,004
7. George Blanda	2,000
8. Jason Elam	1,983
9. John Kasay	1,970
10. Sebastian Janikowski	1,913
11. Stephen Gostkowski	1,875



#6 ■ P BRETT KERN

6-2, 214, 13th Year, Toledo

[Click for complete bio](#)



Punter **Brett Kern** is in his 13th NFL season and his 11th full campaign with the Titans in 2019. He was claimed off waivers by the Titans during the 2009 season.

During his time in Tennessee, Kern has placed his name at the top of most of the franchise's leaderboards at his position. At the end of the 2019 campaign, he ranked as the team's all-time career leader in gross punting average (45.9 yards), net punting average (40.8) and punts placed inside the 20 (333). He punted 839 times in a Titans uniform from 2009–2019, second all-time for the franchise behind **Craig Hentrich's** 861 punts. Kern owns the top eight net punting seasons in franchise history and six of the team's top eight gross punting seasons.

In 2019, Kern was named to the Pro Bowl for the third consecutive season, and he earned first-team Associated Press All-Pro honors for the first time in his career. His 37 punts inside the 20 led the NFL, and his 43.1-yard net average ranked second in team history.

At the end of the 2019 campaign, Kern's 170 consecutive games played (regular season) ranked second in team history behind only **Bruce Matthews** (232). Kern's 170 career games ranked sixth in franchise annals and were the most in the organization's "Titans era" (1999–2019).

In 2018, his 47.1-yard gross average ranked fifth in team history, and his 41.7-yard net average ranked second in team annals. He set a franchise record and recorded a career high with 39 of his 74 punts inside the 20-yard line. He finished the season with a career-long streak of 16 consecutive punts placed inside the 20, including every punt in the final three games of the season.

In 2017, Kern had arguably one of the best seasons by a punter in NFL history and was named to his first career Pro Bowl in addition to earning second-team Associated Press All-Pro honors. He punted 75 times for 3,728 yards with 28 punts placed inside the 20-yard line. His 44.6-yard net average broke his own team record and finished second in NFL history behind only **Johnny Hekker's** 46.0-yard net average in 2016. Kern's 49.7-yard gross average also broke his team mark and finished eighth in NFL history.

In 2015, Kern continued his annual assault on the team's all-time punting records and accomplished a first-of-its-kind NFL feat, becoming the first punter in league history to record 80 or more punts, a net average of 40 yards, and one or zero touchbacks in a single season. His season totals included 88 punts (tied for fifth place in franchise history), a 47.4-yard gross average (second in franchise history), a 40.3 net average (third in franchise history), a career-high 34 punts inside the 20 (third in franchise history) and only one touchback (career low).

In 2014, Kern launched a career-high 88 total punts for a gross average of 46.8 yards and a net average of 40.8 yards, which broke his own single-season team record (40.4-yard net average in 2012).

Kern produced one of the best punting seasons in team history in 2012. He set then-franchise records with a gross punting average of 47.6 yards and a net punting average of 40.4 yards (he later broke both marks).

Kern was claimed by the Titans off waivers from the Denver Broncos on Oct. 27, 2009. He spent the entire 2008 season and the first six games of 2009 campaign in Denver, totaling 73 punts and a 46.5-yard average in 22 games with the Broncos.

In 2008, Kern ranked fifth in the league with a 46.7-yard punting average that marked the third-best season total by a Bronco in club history. At the time, his punting average was the best in NFL history by a rookie. He was named to the All-Rookie team by Pro Football Weekly/PFWA and The *Sporting News*.

The Grand Island, N.Y., native was originally signed by the Broncos as a rookie free agent on April 28, 2008, following four seasons at the University of Toledo.

2020 Notes:

➤ **At Denver (9/14)**, punted four times for a 51.0-yard gross average and a 47.0-yard net average with two punts inside the 20, including a long punt of 66 yards to help pin the Broncos inside their 10-yard line in the second quarter. He became the seventh player in franchise history to play in 12 seasons with the organization, joining Bruce Matthews (1983–2001), Elvin Bethea (1968–1983), Brad Hopkins (1993–2005), Gregg Bingham (1973–1983), Mike Munchak (1982–1993) and Craig Hentrich (1998–2009). Kern became the first to accomplish the feat exclusively in the "Titans era"

Additionally, Gostkowski is in the top 15 in NFL history in career field goals. He is second among active players behind **Robbie Gould**.

Most field goals in NFL history:

Player	Career Field Goals
1. Adam Vinatieri	599
2. Morten Andersen	565
3. Gary Anderson	538
4. Jason Hanson	495
5. John Carney	476
6. Matt Stover	471
7. John Kasay	461
8. Phil Dawson	441
9. Sebastian Janikowski	436
Jason Elam	436
11. Robbie Gould	400
12. Matt Bryant	397
13. Stephen Gostkowski	392

GOSTKOWSKI'S GAME-WINNING FIELD GOALS

A game-winning field goal is defined as one that was the final score of the game and gave the kicker's team the lead at any time in the fourth quarter or overtime.

Date	Team	Opp	FG Distance	Time Left	Quarter	Final Score
9/27/20	Ten	@ Min	55	1:44	4th	31-30
9/20/20	Ten	Jax	49	1:36	4th	33-30
9/14/20	Ten	@ Den	25	0:17	4th	16-14
10/14/18	NE	KC	28	0:03	4th	43-40
9/11/16	NE	@ Ari	32	3:44	4th	23-21
11/15/15	NE	@ NYG	54	0:01	4th	27-26
12/1/13	NE	@ Hou	53	3:12	4th	34-31
11/24/13	NE	Den	31	1:56	OT	34-31
9/8/13	NE	@ Buf	35	0:05	4th	23-21
10/21/12	NE	NYJ	48	11:02	OT	29-26
10/17/10	NE	Bal	35	1:56	OT	23-20
1/14/07*	NE	@ SD	31	1:10	4th	24-21

* Playoffs

GAME PREVIEW

TEAM NOTES

PLAYER NOTES

MEDIA

STATISTICS

ROSTERS

(1999–present).

- **Against Jacksonville (9/20)**, averaged 40.7 yards on three punts with all three punts placed inside the 20. He pinned the Jaguars on their own six-yard line with a 34-yard punt in the second quarter.
- **At Minnesota (9/27)**, averaged 47.7 yards on three punts (41.0 net) with one punt inside the 20. He tied Gregg Bingham (1973-84) for fifth place on the franchise games played list with his 173rd game.
- **Against Buffalo (10/13)**, passed Gregg Bingham (173 games) for fifth place on the franchise's career games played list by playing in his 174th game with the Titans. He averaged 42.7 yards (43.0 net) on three punts with all three punts placed inside the 20. He helped pin the Bills on their own nine-yard line with a 55-yard punt in the first quarter, and he pinned the Bills on their own three-yard line with a 41-yard punt in the third quarter.
- **Against Houston (10/18)**, recorded only one punt (54 yards) in a game for only the sixth time in his career and for the first time since Nov. 5, 2018 at Dallas.
- **Against Pittsburgh (10/25)**, established a new franchise record and a career high with a gross punting average of 60.5 yards (minimum requirement of four punts). His four punts went, in order, for 63 yards, 59 yards, 61 yards and 59 yards. He eclipsed the old franchise record of 59.2 yards set by Greg Montgomery against Buffalo on Dec. 27, 1992. Kern's net average against Pittsburgh was 39.8 yards with one punt inside the 20. His 60.5-yard gross average ranked third in the NFL since 1970, trailing only Andy Lee's 63.0-yard average for Carolina at Denver on Sept. 8, 2016 and Kansas City's Tommy Townsend against New England on Oct. 5, 2020.
- **At Cincinnati (11/1)**, averaged 36.0 yards (26.0 net) on two punts with one punt inside the 20. He tied Craig Hentrich for fourth place on the franchise's all-time games played list with his 177th game, trailing only Bruce Matthews (296), Elvin Bethea (210) and Brad Hopkins (194).
- Placed on injured reserve (wrist) on Nov. 7.
- **Against Chicago (11/8)**, did not appear in a game for the first time in his career after he was placed on injured reserve the day before the contest. His consecutive games played streak ended at 199 games, including his career with the Titans and Denver Broncos. Prior to the game, he owned the fourth-longest active consecutive games played streak in the NFL behind only Philip Rivers (232), Sam Koch (231) and Mason Crosby (216). His streak with the Titans ended at 177 consecutive games played. It finished as the second-longest streak in franchise history behind Bruce Matthews' 232 consecutive games from 1987 to 2001.
- Activated from injured reserve on Nov. 28.
- **At Indianapolis (11/29)**, appeared in his 200th NFL regular season game and his 178th game with the Titans. In doing so, he passed Craig Hentrich (177 games with the Titans) for fourth place on the franchise's all-time games played list. He trails only Bruce Matthews (296), Elvin Bethea (210) and Brad Hopkins (194). Additionally, he passed Hentrich (861 punts) for the most punts in franchise history, finishing the contest with 863 punts in a Titans uniform. He averaged 40.0 gross yards (40.0 net) with all four of his punts placed inside the 20 against the Colts.
- **Against Cleveland (12/6)**, totaled three punts for a 46.0-yard gross average and a 45.7-yard net average.
- **At Jacksonville (12/13)**, averaged 41.3 yards (41.3 net) on four punts with all four punts placed inside the 20.
- **Against Detroit (12/20)**, registered one punt for 47 yards to pin the Lions inside their own 10-yard line.
- **At Green Bay (12/27)**, in snowy conditions, averaged 43.5 yards (38.5 net) on four punts, including a 60-yard punt, with one punt inside the 20.



- Placed on the reserve/COVID-19 list on Dec. 29 and removed from the list on Jan. 2.
- **At Houston (1/3)**, placed his only punt inside the 20 for 46 yards (44 net).

Kern's Career Regular Season Statistics:

Year	Team	GP	No	Blk	Yds	Avg	Lg	TB	In20	Net
2008	Den	16	46	0	2,150	46.7	64	4	13	37.8
2009	Den/Ten	16	64	0	2,910	45.5	67	10	27	38.5
2010	Ten	16	77	0	3,302	42.9	68	4	24	39.1
2011	Ten	16	86	0	3,747	43.6	64	7	31	39.4
2012	Ten	16	81	2	3,855	47.6	71	5	30	40.4
2013	Ten	16	78	1	3,386	43.4	63	2	32	39.7
2014	Ten	16	88	1	4,118	46.8	79	7	28	40.8
2015	Ten	16	88	0	4,175	47.4	61	1	34	40.3
2016	Ten	16	77	0	3,402	44.2	71	4	32	38.6
2017	Ten	16	75	0	3,728	49.7	74	5	28	44.6
2018	Ten	16	74	1	3,483	47.1	62	3	39	41.7
2019	Ten	16	78	0	3,672	47.1	70	2	37	43.1
2020	Ten	13	37	0	1,695	45.8	66	3	22	41.5
Totals		205	949	5	43,623	46.0	79	57	377	40.5

Kern's Career Postseason Statistics:

Year	Team	GP	No	Blk	Yds	Avg	Lg	TB	In20	Net
2017	Ten	2	10	0	447	44.7	62	0	4	41.2
2019	Ten	3	15	0	729	48.6	63	4	6	41.3
Totals		5	25	0	1,176	47.0	63	4	10	41.2

Kern's Regular Season Single-Game Highs:

- Punts** - 10 (Twice, last at Miami, 10/8/17)
- Gross Avg.** - 60.5 vs. Pittsburgh (10/25/20)
- Net Avg.** - 50.2 at Miami (10/8/17)
- Long Punt** - 79 vs. Indianapolis (12/28/14)
- In20** - 8 at Denver (10/14/19)

Kern's Playoff Single-Game Highs:

- Punts** - 6 (Twice, last at Baltimore, 1/11/20)
- Gross Avg.** - 52.5 at Baltimore (1/11/20)
- Net Avg.** - 44.0 (three punts) at Kansas City (1/19/20)
- Long Punt** - 63 at Baltimore (1/11/20)
- In20** - 4 at New England (1/4/20)

FRANCHISE CAREER PUNTING LEADERS

On Nov. 30, 2020, **Brett Kern** passed **Craig Hentrich** (861 punts with the Titans) for first place on the franchise's all-time punting list. Kern also is the all-time career leader in Titans/Oilers history in both gross punting average and net punting average.

Most career punts, franchise history:

Player	Years	Punts
1. Brett Kern	2009-2020	876
2. Craig Hentrich	1998-2009	861
3. Jim Norton	1960-1968	522

Highest career gross punting average, franchise history (minimum 250 punts):

Player	Years	Gross Avg.
1. Brett Kern	2009-2020	45.9
2. Greg Montgomery	1988-1993	43.6
3. Craig Hentrich	1998-2009	42.9
4. Jim Norton	1960-1968	42.1
5. Cliff Parsley	1977-1982	39.8
6. Dan Pastorini	1971-1979	39.7

Highest career net punting average, franchise history (since 1976, minimum 250 punts):

Player	Years	Net Avg.
1. Brett Kern	2009-2020	40.8
2. Craig Hentrich	1998-2009	37.2
3. Greg Montgomery	1988-1993	36.6
4. Cliff Parsley	1977-1982	32.3

2019 NFL PUNTING LEADERS

Titans punter **Brett Kern** ranks near the top of the NFL in gross punting average and net punting average in 2019.

He also is at the top of the NFL in total punts placed inside the 20.

Highest gross punting average in 2019:

Player	Team	Gross Average
1. Tress Way	Washington Redskins	49.6
2. Andy Lee	Arizona Cardinals	47.8
3. Johnny Hekker	Los Angeles Rams	47.4
4. Brett Kern	Tennessee Titans	47.1
5. Ty Long	Los Angeles Chargers	47.0
6. Logan Cooke	Jacksonville Jaguars	46.8
7. Bryan Anger	Houston Texans	46.5
8. Cameron Johnston	Philadelphia Eagles	46.4
9. Jamie Gillan	Cleveland Browns	46.2
Thomas Morstead	New Orleans Saints	46.2

Highest net punting average in 2019:

Player	Team	Net Average
1. Logan Cooke	Jacksonville Jaguars	44.5
Bryan Anger	Houston Texans	44.5
3. Tress Way	Washington Redskins	44.1
4. Brett Kern	Tennessee Titans	43.1
Thomas Morstead	New Orleans Saints	43.1
6. Britton Colquitt	Minnesota Vikings	42.6
7. Johnny Hekker	Los Angeles Rams	42.4
8. Cameron Johnston	Philadelphia Eagles	42.3
Riley Dixon	New York Giants	42.3
10. Kevin Huber	Cincinnati Bengals	42.1

Most punts placed inside the 20 in 2019:

Player	Team	Inside the 20
1. Brett Kern	Tennessee Titans	37
2. Jake Bailey	New England Patriots	36
3. Michael Dickson	Seattle Seahawks	34
Corey Bojorquez	Buffalo Bills	34
5. A.J. Cole	Oakland Raiders	33
6. Sam Martin	Detroit Lions	31
7. Kevin Huber	Cincinnati Bengals	30
Tress Way	Washington Redskins	30
9. Colby Wadman	Denver Broncos	29
Thomas Morstead	New Orleans Saints	29
J.K. Scott	Green Bay Packers	29
Riley Dixon	New York Giants	29

PERCENT INSIDE THE 20

Titans punter **Brett Kern** set a franchise record with 39 punts placed inside the opponent's 20-yard line in 2018. He ranked second in the NFL in the category, but he led the NFL for the highest percentage of his punts placed inside the 20 at 52.7 percent (39 of 74).

Kern finished the season with a career-long streak of 16 consecutive punts placed inside the 20, including every punt in the final three games of the season.

His 52.7 percent of punts placed inside the 20 was the highest percentage for the franchise from 1991–2018.

Highest percentage of punts placed inside the 20 in 2018:

Player	Team	Punt	In20	Pct In20
1. Brett Kern	Tennessee	74	39	52.7
2. Tress Way	Washington	79	41	51.9
3. Corey Bojorquez	Buffalo	45	22	48.9
4. Johnny Hekker	L.A. Rams	43	21	48.8
5. Trevor Daniel	Houston	74	36	48.6
6. Dustin Colquitt	Kansas City	45	21	46.7
7. Pat O'Donnell	Chicago	62	28	45.2
8. Sam Koch	Baltimore	60	27	45.0
9. Jordan Berry	Pittsburgh	63	28	44.4
10. Sam Martin	Detroit	74	32	43.2

NET AVERAGE IN A SEASON, TEAM HISTORY

Titans punter **Brett Kern** owns the top eight net punting seasons in franchise history and nine of the team's top 11 net punting seasons.

In 2017, he shattered his own franchise record (40.76 net average in 2014) by averaging 44.56 net yards on 75 punts.

He initially set the club mark for the first time in 2011 with a 39.37-yard net average, eclipsing **Craig Hentrich's** 1998 net average of 39.22 yards.

Highest single-season net punting average, franchise history:

Player	Year	Net Average
1. Brett Kern	2017	44.56
2. Brett Kern	2019	43.12
3. Brett Kern	2018	41.69
4. Brett Kern	2014	40.76
5. Brett Kern	2012	40.36
6. Brett Kern	2015	40.34
7. Brett Kern	2013	39.70
8. Brett Kern	2011	39.37
9. Craig Hentrich	1998	39.22
10. Greg Montgomery	1993	39.13
11. Brett Kern	2010	39.06

SINGLE-SEASON NET AVG, NFL HISTORY

Brett Kern led the NFL with a 44.6-yard net punting average in 2017. His average ranked second in NFL history. The only better single-season net punting average in NFL history was Rams punter **Johnny Hekker's** 46.0-yard net average in 2016.

Highest single-season net punting average, NFL history (through 2018):

Player	Year	Team	Net Average
1. Johnny Hekker	2016	LAR	46.0
2. Brett Kern	2017	Ten	44.6
3. Johnny Hekker	2017	LAR	44.3
4. Johnny Hekker	2013	StL	44.2
Sam Martin	2016	Det	44.2
6. Andy Lee	2011	SF	44.0
7. Shane Lechler	2009	Oak	43.9
8. Johnny Hekker	2015	StL	43.7
9. Sam Koch	2014	Bal	43.3
10. (two tied)			43.2

SINGLE-SEASON GROSS AVG, TEAM HISTORY

Brett Kern's 2017 gross punting average (49.71) broke his own franchise record. He initially set the franchise mark in 2012 by surpassing **Craig Hentrich's** 47.22-yard gross average from 1998.

Highest single-season gross punting average, franchise history:

Player	Year	Gross Average
1. Brett Kern	2017	49.71
2. Brett Kern	2012	47.59
3. Brett Kern	2015	47.44
4. Craig Hentrich	1998	47.22
5. Brett Kern	2019	47.08
6. Brett Kern	2018	47.07
7. Greg Montgomery	1992	46.92
8. Brett Kern	2014	46.80
9. Greg Montgomery	1993	45.59
10. Reggie Roby	1996	44.37

SINGLE-SEASON GROSS AVG, NFL HISTORY

Titans punter **Brett Kern** led the NFL with a 49.7-yard gross punting average in 2017. His average ranked eighth in NFL history and was the highest of any player since 2012.

Highest single-season gross punting average, NFL history (through 2018):

Player	Year	Team	Gross Average
1. Sammy Baugh	1940	Was	51.4
2. Shane Lechler	2009	Oak	51.1
3. Andy Lee	2011	SF	50.9
4. Shane Lechler	2011	Oak	50.8
5. Brandon Fields	2012	Mia	50.2
6. Thomas Morstead	2012	NO	50.1
7. Donnie Jones	2008	StL	50.0
8. Brett Kern	2017	Ten	49.7
9. Pat McAfee	2016	Ind	49.3
10. Shane Lechler	2007	Oak	49.1

SINGLE-GAME GROSS AVERAGE, TEAM HISTORY

On Oct. 25, 2020 against Pittsburgh, **Brett Kern** set a new franchise record and a career high with a gross punting average of 60.5 yards (minimum requirement of four punts).

Kern has recorded seven of the franchise's top 11 single-game gross punting averages (minimum four punts).

Highest single-game gross punting average, since 1976 (min. 4 punts):

Player	Date	Opp	Punts	Gross Avg
1. Brett Kern	10/25/20	Pittsburgh	4	60.5
2. Greg Montgomery	12/27/92	Buffalo	5	59.2
3. Greg Montgomery	09/19/93	San Diego	5	57.6
4. Craig Hentrich	11/04/01	Jacksonville	4	57.5
5. Brett Kern	09/24/17	Seattle	6	56.8
6. Brett Kern	11/12/17	Cincinnati	6	56.5
7. Craig Hentrich	11/15/98	Pittsburgh	4	55.3
8. Brett Kern	10/08/17	Miami	10	54.9
9. Brett Kern	12/28/14	Indianapolis	7	54.7
10. Brett Kern	12/20/15	New England	5	54.4
11. Brett Kern	01/03/10	Seattle	4	53.5

SINGLE-GAME NET AVERAGE, TEAM HISTORY

On Oct. 8, 2017 at Miami, **Brett Kern** punted 10 times for 549 yards with no blocks and no touchbacks, averaging 54.9 yards per attempt. The Dolphins returned seven of the punts for 47 total yards. Kern's net punting average of 50.2 set a career high and set the franchise's single-game record, topping **Greg Montgomery's** previous mark of a 49.8-yard net average against the San Diego Chargers on Sept. 19, 1993 (statistic tracked since 1976).

In doing so, Kern became the first NFL player to punt at least 10 times and finish a game with a net punting average of at least 50 yards.

Kern has recorded nine of the franchise's top 12 net punting performances.

Highest single-game net punting average, since 1976 (min. 4 punts):

Player	Date	Opp	Punt	Gross Avg	TB	In20	Net Avg
1. Brett Kern	10/8/17	Mia	10	54.9	0	4	50.2
2. Brett Kern	11/10/19	KC	4	51.0	0	2	49.8
3. Greg Montgomery	9/19/93	SD	5	57.6	1	0	49.8
4. Greg Montgomery	12/27/92	Buf	5	59.2	1	2	49.4
5. Brett Kern	10/6/19	Buf	6	49.7	0	1	49.3
6. Brett Kern	11/25/12	Jax	4	50.3	0	1	49.0
7. Brett Kern	11/9/14	Bal	8	51.8	0	0	48.8
8. Brett Kern	10/26/14	Hou	6	51.7	0	2	48.7
9. Brett Kern	9/16/12	SD	7	51.6	1	3	48.6
10. Craig Hentrich	11/4/01	Jac	4	57.5	0	2	48.5
11. Brett Kern	10/1/17	Hou	5	49.2	0	1	48.4
12. Brett Kern	9/24/17	Sea	6	56.8	1	2	48.2

2017 NFL PUNTING LEADERS

Titans punter **Brett Kern** finished in first place on the 2017 NFL leaderboard in gross punting average and net punting average.

Highest gross punting average in 2017:

Player	Team	Gross Average
1. Brett Kern	Tennessee	49.7
2. Shane Lechler	Houston	49.0
3. Drew Kaser	LA Chargers	48.1
4. Johnny Hekker	LA Rams	47.9
5. Britton Colquitt	Cleveland	47.6
6. Marquette King	Oakland	47.4
7. Andy Lee	Arizona	47.3
8. Thomas Morstead	New Orleans	47.0
Pat O'Donnell	Chicago	47.0
10. Kevin Huber	Cincinnati	46.6

Highest net punting average in 2017:

Player	Team	Net Average
1. Brett Kern	Tennessee	44.6
2. Johnny Hekker	LA Rams	44.3
3. Marquette King	Oakland	42.7
4. Rigoberto Sanchez	Indianapolis	42.6
5. Michael Palardy	Carolina	42.4
6. Thomas Morstead	New Orleans	42.2
7. Justin Vogel	Green Bay	41.6
8. Chris Jones	Dallas	41.4
9. Drew Kaser	LA Chargers	41.3
Shane Lechler	Houston	41.3

MOST CONSECUTIVE GAMES, TEAM HISTORY

Punter **Brett Kern** played in 177 consecutive games for the Titans before the streak came to an end against the Chicago Bears on Nov. 8, 2020. His streak ranks second in franchise history, behind only Hall of Fame offensive lineman **Bruce Matthews** (232).

Most consecutive games played in franchise history (regular season):

Player	Position	Years	Consec. Games
1. Bruce Matthews	OL	1987–2001	232
2. Brett Kern	P	2009–2020	177
3. Robert Brazile	LB	1975–1984	147
4. Craig Hentrich	P	1998–2007	146
5. Rob Bironas	K	2005–2013	144
6. Beau Brinkley	LS	2012–2020	135
Keith Bulluck	LB	2000–2009	135
Elvin Bethea	DE	1968–1977	135
9. Gregg Bingham	LB	1973–1981	134
10. Eddie George	RB	1996–2003	128

MORE TITANS SPECIALISTS

47 - LS MATT OVERTON

6-1, 243, 8th Year, Western Washington

➤ Joined the Titans practice squad on Oct. 12, 2020 and signed to the 53-man roster on Nov. 28, 2020.

➤ Joined the Titans with seven years and 100 games of NFL experience with the Indianapolis Colts (2012-16) and Jacksonville Jaguars (2017-18).

➤ Following the 2013 season, he was selected as the long snapper for the AFC's Pro Bowl team.

➤ A native of Tracy, Calif., he entered the NFL as an undrafted college free agent with the Seattle Seahawks in 2007 following his collegiate career at Western Washington.

2020 Notes:

➤ Elevated from the practice squad to the gameday roster on Nov. 11/8 against Chicago, Nov. 12 against Indianapolis and Nov. 22 at Baltimore. He played in all three games.

➤ Signed to the active roster on Nov. 28.



TITANS PRACTICE SQUAD CAPSULES



TITANS PRACTICE SQUAD

No.	Name	Pos	Ht	Wt	Exp	College
73	Adams, Paul	T	6-5	315	1	Missouri
95	Brown, Miles	DL	6-2	320	2	Wofford
12	Daniel, Trevor	P	6-1	231	2	Tennessee
12	Davis, Rashard	WR	5-9	175	1	James Madison
83	Hesse, Parker	TE	6-3	261	1	Iowa
16	Hollister, Cody	WR	6-4	216	3	Arkansas
89	Hudson, Tommy	TE	6-3	255	R	Arizona State
66	Kemp, Brandon	T	6-6	317	R	Valdosta State
4	Kizer, DeShone	QB	6-4	235	4	Notre Dame
7	McCann, Tucker *	K	6-0	218	R	Missouri
52	Munyer, Daniel	C	6-1	305	3	Colorado
40	Orchard, Nate	OLB	6-3	251	5	Utah
44	Orzech, Matt	LS	6-3	245	2	Azusa Pacific
42	Reed, Brooks	OLB	6-3	254	10	Arizona
80	Rogers, Chester	WR	6-0	184	5	Grambling State
59	Skipper, Tuzar *	OLB	6-3	246	2	Toledo
2	Sloman, Sam	K	5-8	205	R	Miami (Ohio)

* Practice Squad/Injured

Colquitt during the 1981-84 seasons.

2020 Notes:

- **Against Indianapolis (11/12)**, made his Titans debut after being elevated to the roster for game day (standard elevation) and punted twice for 64 yards with one punt attempt blocked.
- Elevated to the 53-man roster on Nov. 19.
- **At Baltimore (11/22)**, averaged 46.5 yards (43.0 net) on two punts.
- Waived on Nov. 24 and added to the practice squad two days later.
- Placed on reserve/practice squad COVID-19 on Dec. 8 and removed from the list on Dec. 19.

12 - WR RASHARD DAVIS

5-9, 75, 1st Year, James Madison

- Signed by the Titans to the practice squad on Dec. 24, 2020. He previously spent time with the team at the end of the 2019 season and through training camp in 2020.
- In 2019, he joined the Titans practice squad on November 5 and was then signed to the 53-man roster on Dec. 23. He appeared in one game, totaling one reception for 16 yards and two punt returns for nine yards. He also appeared in one playoff contest.
- A native of Charlottesville, Va., Davis originally entered the NFL as an undrafted college free agent with the Philadelphia Eagles in 2017. He then spent two years (2017-18) bouncing between the Eagles active roster and practice squad. He also spent time with Oakland and Kansas City over the last two years.
- As a college player at James Madison, he totaled 114 receptions for 1,549 yards and 11 touchdowns in 50 career games. As a senior, he earned CAA Special Teams Player of the Year after posting 426 punt return yards on 15 returns.

83 - TE PARKER HESSE

6-3, 261, 1st Year, Iowa

- Originally signed by the Titans as a rookie free agent on May 13, 2019 following a rookie minicamp tryout and spent the entire 2019 season on the practice squad.
- Released by the Titans prior to the 2020 season and re-signed to the practice squad on Oct. 20.
- Switch to tight end at the professional level after competing as a defensive end at Iowa.
- At Iowa, appeared in 52 games with 46 starts over four seasons and totaled 182 tackles, 31 tackles for loss, 14 sacks, two interceptions, 11 passes defended, four forced fumbles and three fumble recoveries as a Hawkeye.
- He is a native of LaCrosse, Wis.
- His last name is pronounced "HESS-ee."

16 - WR CODY HOLLISTER

6-4, 216, 3rd Year, Arkansas

- Signed by the Titans as a free agent following a tryout during 2019 rookie minicamp. Appeared in five games and posted two catches for 13 yards on the season.
- Originally signed by the New England Patriots as an undrafted free agent following the 2017 NFL Draft.
- Hollister's twin brother, Jacob, was also signed by the New England Patriots along with Cody as rookie free agents in 2017. The two brothers were teammates with the Patriots for the 2017 and 2018 campaigns. Jacob was traded to the Seattle Seahawks during the 2019 offseason.
- Hollister is a talented singer/songwriter. He has used social media to post several song performances.

2020 Notes:

- Placed on reserve/practice squad COVID-19 on Dec. 19 and removed from the list on Dec. 30.

89 - TE TOMMY HUDSON

6-3, 255, Rookie, Arizona State

- Signed by the Titans as an undrafted free agent following the 2020 NFL Draft.
 - In four seasons at Arizona State (2016-19), Hudson totaled 25 receptions for 205 yards and played primarily as a blocking tight end.
 - Hudson has always wanted to be in the military and has post-football plans of joining the Navy to become a Navy SEAL.
- 2020 Notes:**
- Placed on reserve/practice squad COVID-19 on Sept. 29.

73 - T PAUL ADAMS

6-5, 315, 1st Year, Missouri

- Signed by the Titans to the practice squad on Oct. 27, 2020 after spending the 2020 offseason and training camp with Washington.
- Entered the NFL as a rookie free agent with the New York Giants in 2019.
- As a rookie, he spent the majority of the season on Washington's practice squad after being released by the Giants at the end of training camp and then serving a brief stint on the Cleveland Browns practice squad.
- Played in 41 games over a four-year career at the University of Missouri (2015-18).
- Raised in Nashville, Adams earned Tennessee Titans Mr. Football honors as a high school senior at Christ Presbyterian Academy.

95 - DL MILES BROWN

6-2, 320, 2nd Year, Wofford

- Signed by the Titans to the practice squad on Nov. 10, 2020 after spending a second training camp with the Arizona Cardinals.
- Entered the NFL as an undrafted college free agent with the Arizona Cardinals in 2019.
- As a rookie in 2019, Brown played nine games for the Cardinals, posting four tackles and one tackle for loss.
- Started 49 games and was a three-time All-Southern Conference selection at Wofford College. He totaled 174 tackles, 38 tackles for loss and 13.5 sacks for the Terriers in four seasons.
- He is a native of Cheverly, Md.

12 - P TREVOR DANIEL

6-1, 231, 2nd Year, Tennessee

- Joined the Titans practice squad on Nov. 7, 2020.
- He originally entered the NFL as a rookie free agent with the Houston Texans in 2018.
- In 2019, he appeared in two games for the Texans before being waived during Week 3.
- In 2018, he played in all 16 regular season games as a rookie with the Houston Texans. He punted 74 times for 3,237 yards (43.7 average, 39.1 net average), with five touchbacks and 36 punts downed inside the 20-yard line.
- A native of Dickson, Tenn., he played 38 career games at the University of Tennessee over four seasons (2014-17), punting 200 times for 9,185 yards (45.9 avg.) with 81 punts placed inside the 20-yard line. He produced 76 career punts of 50+ yards, including a career-long 72-yard punt in 2012. His career average of 45.9 broke the previous record (43.9) set by Jimmy

TITANS PRACTICE SQUAD CAPSULES

- Placed on reserve/practice squad suspended on Oct. 8.
- Activated to the practice squad on Nov. 13.

66 - T BRANDON KEMP

6-6, 317, Rookie, Valdosta State

- Signed by the Titans as an undrafted free agent following the 2020 NFL Draft.
- Appeared in 41 games with 38 starts at tackle over four seasons at Valdosta State (2016-19).
- As a senior (2019), he started all 11 games at tackle and earned D2CCA second team All-America and first-team all-conference recognition.
- As a junior (2018), recorded 11 starts at tackle and helped lead the Blazers to the first undefeated season in school history and the fourth national title in program history.

4- QB DESHON KIZER

6-4, 235, 4th Year, Notre Dame

- Kizer was signed to the Titans practice squad on Nov. 24, 2020.
- The Toledo, Ohio, native entered the NFL as a second-round selection of the Cleveland Browns in 2017.
- Prior to his arrival in Tennessee, he threw for 3,081 yards, 11 touchdowns and 24 interceptions, along with 458 yards and five touchdowns rushing in 18 games with Cleveland and Green Bay.
- Kizer started 15 games as a rookie for the Browns in 2017 and played three games for the Packers in 2018. He also spent time with the Raiders in 2019 and 2020.
- Kizer was a two-year starter at Notre Dame, throwing for 5,809 yards and 47 touchdowns during his college career.

7 - K TUCKER McCANN

6-0, 218, Rookie, Missouri

- Signed by the Titans as an undrafted free agent following the 2020 NFL Draft.
- Appeared in 49 games over four seasons at Missouri and finished his career with 358 points which ranked second in program history. Was successful on 61 of 84 career field goals for a 72.6-percent career success rate. His 61 field goals were good for the second-most in Missouri history.

2020 Notes:

- Placed on the practice squad/injured list on Nov. 7.

52 - C DANIEL MUNYER

6-1, 305, 3rd Year, Colorado

- Munyer was signed by the Titans to the team's practice squad on Oct. 8, 2019 after previously spending time with the Kansas City Chiefs (2015-16), Arizona Cardinals (2016-2018) and Indianapolis Colts (2019).
- He spent seven games on the Titans' 53-man roster in 2020 before being released on Nov. 7. He was re-signed to the practice squad on Nov. 10.
- The 6-foot-1-inch, 305-pounder originally signed with Kansas City as a rookie free agent following the 2015 NFL Draft.
- The Harbor City, Calif., native appeared in 16 total games with one start at right guard prior to joining the Titans.
- In four seasons at Colorado (2011-14), Munyer played in 43 games with 39 starts, including 36 consecutive starts over his final three seasons. Thirty of his starts came at right guard, and he made six starts at center.

40 - OLB NATE ORCHARD

6-3, 251, 5th Year, Utah

- Orchard was signed by the Titans to the team's practice squad on Dec. 19, 2020 after appearing in three games earlier in 2020 with Washington.
- Prior to joining the Titans, he played in a total of 46 career games (13 starts) over six seasons with Cleveland, Buffalo, Kansas City and Washington. In that time he collected 85 tackles, six sacks, 11 tackles for loss, one interception, two forced fumbles and two fumble recoveries.
- As a rookie with Cleveland in 2015, he posted career highs with 36 tackles, three sacks and 11 starts in 15 games.
- During a four-year career (2011-14) at the University of Utah, he was a three-year starter who played in all 50 games with 36 starts. He finished his career tied for third in school history with 25 career sacks, and his 38.5 career tackles for loss tied for the second-most ever by a Ute.
- He was originally selected by the Cleveland Browns in the second round of the 2015 NFL Draft.

44 - LS MATT ORZECH

6-3, 245, 2nd Year, Azusa Pacific

- Signed by the Titans as a free agent off the Miami Dolphins practice squad on Nov. 5, 2020.
- The Menifee, Calif., native originally entered the NFL as an undrafted free agent with the Baltimore Ravens in 2019. After being waived by the Ravens, he was claimed by Jacksonville and remained with the Jaguars through 2019.
- Orzech appeared in all 16 games for the Jaguars in 2019, and he aided in kicker Josh Lambo's franchise record for the most field goals in a single season (33). He also snapped to punter Logan Cooke, and he helped Cooke and Lambo become the first teammates to lead the league in net punting avg. (44.5, min. 10 punts) and field goal percentage (97.1, min. 10 attempts) since 2000.
- At Azusa Pacific, Orzech appeared in 45 games with eight starts as a tight end and special teams standout for the Cougars.

2020 Notes:

- Placed on the practice squad/injured list on Nov. 7.
- Waived on Nov. 30 and re-signed to the practice squad on Dec. 2.

42 - OLB BROOKS REED

6-3, 254, 10th Year, Arizona

- Reed was signed by the Titans to the team's practice squad on Nov. 30, 2020.
- Prior to joining the Titans, Reed appeared in 129 career games with 86 starts over 10 seasons with the Houston Texans (2011-14), Atlanta Falcons (2015-18) and Arizona Cardinals (2019). His career totals in that time included 274 tackles, 22.5 sacks, 36 tackles for loss, three forced fumbles, two fumble recoveries and one interception.
- The Sabino, Ariz., native was originally drafted by the Texans in the second round (42nd overall) of the 2011 NFL Draft.
- In 2019, he saw action in nine contests with Arizona before being placed on injured reserve. His season totals included four tackles, one sack, one tackle for loss, three quarterback pressures and three special teams stops.
- In 2013, he set a career high with 16 starts at linebacker for the Texans. He also established career highs in tackles (56) and tackles for loss (nine).
- In 2011, he set a Texans rookie record with six sacks.
- During his career at the University of Arizona, he started 34 of 45 total games, recording 114 tackles (61 solo), 17.0 sacks and 25 tackles for loss for his career. He also forced four fumbles and had four passes defensed. As a senior in 2010, he earned first-team All-Pac-10 honors.

2020 Notes:

- **At Green Bay (12/27)**, as a standard elevation, registered his first start in a Titans uniform and his first start since 2018 as a member of the Atlanta Falcons. He was credited with one tackle.
- **At Houston (1/3)**, as a COVID-19 replacement, registered his first sack of the season, taking down Deshaun Watson for a seven-yard loss in the second quarter. He totaled two tackles and added a special teams stop.

80 - WR CHESTER ROGERS

6-0, 184, 5th Year, Grambling State

- Signed by the Titans during Week 3 of the 2020 season.
- Before arriving in Tennessee, Rogers gained 53 games of NFL experience, including 22 starts with the Indianapolis Colts over a four-year career. During that time he had 111 receptions for 1,221 yards and five touchdowns as a receiver, as well as a 9.2-yard career punt return average.
- In 2018, registered 53 receptions for 485 yards in 16 games for the Colts.

59 - OLB TUZAR SKIPPER

6-3, 246, 2nd Year, Toledo

- Signed by the Titans to the practice squad during Week 2 of the 2020 season.
- Originally signed as an undrafted free agent by the Pittsburgh Steelers following the 2019 NFL Draft. Skipper has also spent time with the New York Giants.
- In 2019, appeared in six games for the Giants and totaled two tackles, 0.5 sacks and a fumble recovery as a rookie.
- His first name is pronounced "TWO-zahr."

2020 Notes:

- **At Baltimore (11/22)**, made his Titans debut after being elevated to the active roster for the game (standard elevation).

TITANS PRACTICE SQUAD CAPSULES

2 - K SAM SLOMAN

5-8, 205, Rookie, Miami (Ohio)

- Sloman was signed to the Titans practice squad on Nov. 24, 2020.
- The Rosewell, Ga., native was a seventh-round pick by the Los Angeles Rams in 2020. He kicked in the Rams' first seven games of his rookie season, connecting on eight of 11 field goals and 18 of 21 extra points.
- As a college player at Miami (Ohio), he converted 49 of 62 field goal attempts, including 26 of 30 as a senior.

2020 Notes:

- **At Houston (1/3)**, made his Titans debut after being elevated to the active roster for the game (standard elevation). He made both field goal attempts and all five extra point attempts. He made the game-winning 37-yard field goal as time expired in the fourth quarter, lifting the Titans to a 41-38 win and a division title.

TITANS TIDBITS: THE BEST OF TITANS OFF-THE-FIELD NOTES

WR CAMERON BATSON

- Batson was the valedictorian of his class at Millwood (Okla.) High School, and at Texas Tech, he graduated cum laude with his accounting degree in just over three years. His valedictorian speech – he had 52 in his graduating class – focused on his class, along with his past, and his journey.
- Batson wasn't necessarily expecting to make the team's 53-man roster as a rookie free agent in 2018. So when he walked into general manager Jon Robinson's office during cutdown day, he was expecting the worst. But things took a nice turn, and then something happened even the GM had never experienced before. Robinson told Batson he'd made the team's 53-man roster, and an impromptu prayer broke out. "I sat there and prayed," Batson said, "and Jon bowed his head with me. He said, 'That's the first time anyone had ever done that.' ... I just wanted to give God the glory, with everything that is going on good or bad, because without Him nothing is possible."
- He has a dog named Kookie, and runs an Instagram account for her @ms.kookiemonster.
- Batson was roommates with Kansas City Chiefs quarterback Patrick Mahomes at Texas Tech.

FB/RB KHARI BLASINGAME

- Blasingame enjoys playing the saxophone.
- He originally started his Vanderbilt career at linebacker before transitioning to running back as a sophomore in 2016.
- After his football career, Blasingame's goal is to become the CEO of a hospital or health care system. Once there, he wants to focus on improving health care outcomes for disadvantaged populations.
- He earned his undergraduate degree in medicine, health and society from Vanderbilt in 2017 and is working towards a master's degree in education, after playing his final collegiate season in 2018 as a graduate student.

CB BREON BORDERS

- Borders lettered in basketball and track and field at Statesville High School (N.C.), earning the 2013 county basketball player of the year and 2013 county track and field athlete of year by the Statesville Record & Landmark.
- Borders was also the state champion in the 300-meter hurdles and three-time all-conference and all-county selection in track and field.

C AARON BREWER

- The Dallas, Texas, native competed in throws for the track and field team in high school.

WR A.J. BROWN

- Brown was selected in the 19th round of the 2016 Major League Baseball Draft by the San Diego Padres as a centerfielder and he participated in the team's extended spring training program each summer from 2016-18.
- He has a dog, Bentley Juan Brown, and runs an Instagram account for him @bentleyjuan1.
- During a pre-draft visit to San Francisco, Brown was able to link up and work out with Hall of Fame NFL receiver and fellow Mississippian Jerry Rice. Rice took Brown on the horse trail at Edgewood Park in Redwood City, known as one of Rice's training sites, where the pair ran hills as part of their work out. Brown's hometown Starkville, Miss., and Rice's hometown Crawford, Miss., are a 30-minute drive apart.

LB JAYON BROWN

- Former Long Beach Poly and New England Patriots star Willie McGinest is a close friend of the Brown family.
- Brown's younger brother, Joshua, is a defensive end at the University of Arizona, and his two older brothers also played college football. Jason played linebacker at Idaho, while Juwuan was a defensive lineman at Southern Oregon.
- He likes spending as much time as possible with his dogs, "a mutt named

Lou" and a Rottweiler named Kali. He also enjoys puzzles and watching movies.

CB MALCOLM BUTLER

- In February 2017, the production company Narrative Capital acquired the rights to the story of Butler for a film tentatively titled "The Secondary."
- Following Butler's crucial goal line interception to seal Super Bowl XLIX, Patriots quarterback Tom Brady, who received a 2015 Chevrolet Colorado as part of his Super Bowl XLIX MVP Award, requested Chevrolet award the truck directly to Butler.
- Prior to securing a rookie free agent tryout with the Patriots in 2014, Butler was operating the fryolator at a Popeye's restaurant.
- Every offseason since 2015, Butler has hosted free skills and multi-sport experience camps in his hometown of Vicksburg, Miss., for 500 boys and girls in first through 12th grades.

S KEVIN BYARD

- In July 2020, Byard was named the official spokesperson for the United Way of Greater Nashville. His first order of business was to participate in the organization's virtual Stuff the Bus school supply drive.
- In May 2020, Byard was able to accomplish a goal of helping to purchase his mother, Artina Stanley, her "forever home."
- During the 2019 offseason, Byard hosted 200-plus youngsters at the inaugural Kevin Byard Football Camp at Ensworth School. He plans to hold the camp - which was free - every year.
- The Titans had an inside track in their scouting of Byard. Titans general manager Jon Robinson received glowing reports on Byard from his friend and MTSU recruiting coordinator Steve Ellis. When Robinson was a linebackers coach at Nicholls State, Ellis was one of his pupils, and the two remained close through the years. Additionally, Patrick Callaway, college scout for the Titans, was Byard's high school teammate.
- Byard says his football role models are Ed Reed, Brian Dawkins and Troy Polamalu.

OLB JADEVEON CLOWNEY (first name pronounced juh-DEV-ee-on)

- Attended South Pointe High School in Rock Hill, S.C., where he was named South Carolina's 2010 Mr. Football and lettered for the school's basketball team.
- Majored in African-American studies at South Carolina.

LB WILL COMPTON

- Prior to his first training camp as a rookie free agent, Compton typed out five personal goals in his iPad that he wanted to accomplish over the next five years. Although he truly never imagined being able to achieve each of the goals, he checked off all the boxes. They included playing a vital role for Washington, earning a starting spot, being named a captain, reaching a specific financial goal by age 27 and doing at least three speaking engagements a year despite no prior experience.
- Compton is the co-founder of the popular podcast Bussin' With The Boys with teammate Taylor Lewan. The two friends host guests on an old Monte Carlo Budweiser bus and discuss any and everything.

DL JACK CRAWFORD

- Crawford was born in London, England and moved to the United States in 2005. He initially moved to the United States to pursue a career playing basketball.
- It wasn't until 2006 that Crawford joined the football team at St. Augustine Prep (N.J.), where he found immediate success. During his senior season, he emerged as a standout, being rated the No. 15 defensive end in the nation by Scout.com.

TITANS TIDBITS: THE BEST OF TITANS OFF-THE-FIELD NOTES

DB DANE CRUIKSHANK (pronounced CROOK-shank)

- Growing up a Southern California fan, his most memorable college football moment was playing the Trojans in the Coliseum. Cruikshank posted 10 tackles and one interception in the contest.
- Cruikshank's nickname is 'Smooove.' He wore jersey No. 2 in high school, earning the nickname '2 Smooove,' which was then shortened to Smooove.
- He lists owning his own business as a goal on his bucket list. He would one day like to open his own training facility.

P TREVOR DANIEL

- A native of Dickson, Tenn., Daniel grew up watching football with his grandfather. As a child, "I told my granddad that I was going to play for the Dickson Dragons, which is the middle school team, Dickson Cougars, which is our high school, then Tennessee, then the Tennessee Titans," Daniel said. He completed that dream when he signed with the Titans in 2020.

WR COREY DAVIS

- Davis' late brother, Titus, played football at Central Michigan and was signed by the Chargers as a rookie free agent in 2015. Titus also spent time with the Jets, Bills and Bears.
- One of Davis' favorite quotes is "Never die easy" by Walter Payton, who used the saying as the title to his autobiography.
- Davis studied special education at Western Michigan.

OL NATE DAVIS

- Growing up, Davis was 'always a pretty big kid.' He played on the offensive or defensive line during Pop Warner and estimates that in the fourth grade he weighed around 200 pounds.
- Davis was invited to the 2019 Senior Bowl, which he credits for helping him during the draft process. He went head-to-head with defensive linemen from larger conferences, and as an athlete from a smaller conference, he credits his performance at the Senior Bowl for helping put his name into the conversation ahead of the draft.
- Davis' father purchased him a fishing rod as a child and would take him to the pond near their home in Ashburn, Va., to fish and relax.
- Davis is a car enthusiast who has a knack for identifying the year, make and model of a car. He lists his dream car as a Rolls-Royce.

DE MATT DICKERSON

- Dickerson's father, Clarence, played college football at Henderson State (Ark.).
- Dickerson has a twin sister named Megan.
- Dickerson played football for the first time as a high school freshman.
- Dickerson majored in political science at UCLA.

G JAMIL DOUGLAS (first name pronounced juh-MILL)

- Douglas was on the New England Patriots practice squad when the team won Super Bowl LI.
- He graduated with a degree in in Criminal Justice and Criminology from Arizona State in 2013.
- Played tight end/H-back as a senior in high school after primarily being featured at left tackle during the early part of his high school career. He caught three passes for 79 yards and one touchdown and carried four times for 19 yards.

LB NICK DZUBNAR (pronounced duh-ZOUB-nar)

- Dzubnar feels he was better at hockey than football in high school. He participated as a Junior Anaheim Duck in his youth.
- His brother-in-law is former Chargers tackle Cory Lekkerkerker.
- Earned a degree in construction management from Cal Poly — San Luis Obispo.
- In high school, he was the senior class president and a four-year ASB member.

RB DARRYNTON EVANS

- At the NFL Scouting Combine in February, Evans raised money and brought awareness to ECANA (Endometrial Cancer Action Network for African-Americans) by getting pledges for every inch of his vertical leap. He raised more than \$3,200 with a vertical of 37 inches.
- Evans grew up with and went to high school with San Francisco 49ers running back Raheem Mostert, Tampa Bay Buccaneers safety D'Cota Dixon and Washington linebacker Cole Holcolmb. Mostert, who led the NFC champion 49ers in rushing in 2019 and was among the first to reach out to Evans on social media during the draft, tweeting three simple words: "We built

different!"

- Evans got a head start on the Titans' playbook during his final season at Appalachian State. Every year, the Mountaineer coaches' study one NFL offense and incorporate some of its principles into their own playbook. It just so happened that App State chose the Titans prior to the 2019 season.
- Evans earned a grade point average of 3.34 and was tabbed the Sun Belt's Top Scholar by Street & Smith magazine.
- Evans enjoys playing video games, particularly NBA2K, Call of Duty and Madden, solving Rubik's Cubes and producing music in his spare time.

LB RASHAAN EVANS

- Upon being drafted by Tennessee, Evans was reunited with former Crimson Tide teammate Derrick Henry. Henry phoned Evans immediately after he was selected with the 22nd pick to congratulate him.
- At Alabama, Evans shared the field with his brother, Alex, a member of the Crimson Tide spirit squad.
- Growing up in rural Alabama, Evans would chase wild horses to work on improving his speed and athleticism.
- Evans' father, Alan, was a star running back at Auburn. Evans' mother, Chenavis, received four degrees from Auburn, including her doctorate. Evans' older sister was a cheerleader at Auburn, and despite the family ties including his cousins attending Auburn, Evans stuck with his gut and instead chose Alabama.
- He has two pregame rituals. Evans prays before each game and pulls grass from the field early in pregame to get a feel for the turf.
- His nickname is 'Razor, because I cut up.'

TE ANTHONY FIRSKER (pronounced FERK-sir)

- Firkser grew up playing basketball and both roller and ice hockey at elite levels and didn't begin playing football until his sophomore year of high school.
- In the offseason, Firkser volunteers with his former high school football coach to help train and give advice to aspiring young football players in his hometown community of Manalapan, N.J.
- His brother, Josh, played football at Wagner College.

RB D'ONTA FOREMAN

- In 2016, Foreman was a Heisman Trophy candidate, a consensus first-team All-American, and won the Doak Walker Award and Earl Campbell Tyler Rose Award at the University of Texas.
- Foreman's twin brother, Armanti, was a wide receiver at Texas.

CB KRISTIAN FULTON

- Fulton's older brother, Keith Fulton, played wide receiver at LSU. Kristian and Keith were teammates in 2018.
- Fulton wears jersey No. 26 to fuel his competitive fire. "It just reminds me every day that I had eight corners selected before me," Fulton told the Official Titans Podcast. Two plus six equals eight, "So, if you add it up, it's a reminder for me every day."
- Graduated in December of 2019 with a degree in sports administration from LSU.

K STEPHEN GOSTKOWSKI (pronounced gost-COW-ski)

- The Madison, Miss., native received an athletic scholarship to pitch for the University of Memphis baseball team coming out of high school. He also made the football team as a walk-on and finished his college career as the team's all-time leading scorer with 369 points.

RB DERRICK HENRY

- In high school, Henry broke the 51-year-old national high school rushing record with 12,124 yards after compiling 4,261 rushing yards as a senior.
- Henry sealed an Iron Bowl victory with an epic, career-best 271 rushing yards against the Tigers. He put the Crimson Tide on his back by carrying the ball a school-record 46 times. His 271 rushing yards were 11 more yards than Auburn had in total offense (260). He ended the game with 14 consecutive rushes to run out the clock.
- His late grandmother, Gladys Henry, helped raise him and played a key inspirational role in his development. In 2018, he fulfilled a promise to her and graduated from Alabama with his bachelor's degree. He has a portrait tattoo of her on his chest.
- Gladys Henry nicknamed him "Shocka" as a baby because he "shocked the whole family" when he was born.
- Henry has been growing out his hair since he was in elementary school.

TITANS TIDBITS: THE BEST OF TITANS OFF-THE-FIELD NOTES

DB AMANI HOOKER

- Hooker was named a finalist for Minnesota's Mr. Football in 2015, yet he had just two FBS scholarship offers. When the in-state university showed hesitancy after multiple workouts, Hooker knew he belonged at Iowa saying, "love who loves me."
- Amani's brother, Quinton, played basketball for North Dakota and helped take the team to the NCAA tournament his senior year. Quinton was Minnesota's Mr. Basketball in high school and currently plays basketball professionally in France.
- In February 2019, Hooker helped crowdfund about \$1,200 for the Park Center high school football program through a Pledge-It campaign raising a dollar amount for every inch of his vertical jump at the NFL Scouting Combine. His 37-inch jump ranked fifth among safeties and equaled money for better equipment at his alma mater.

WR ADAM HUMPHRIES

- Humphries was originally a rookie tryout invitee with the Tampa Bay Buccaneers following the 2015 NFL Draft. Titans general manager Jon Robinson was a member of the Bucs player personnel department at the time and saw the 5-foot-11-inch wideout grind it out in practice and eventually earn a spot on the team's 53-man roster. "Humph came in as a tryout and won a spot on the 90-man roster," said Robinson. "He was a tough guy to cover all through training camp and he kept working and working and working. I've always had an affinity for him and liked his style. He's earned everything he's got."
- Clemson head football coach Dabo Swinney took a visit to Humphries' high school, Dorman, before the 2011 season to scout eventual signee Charone Peake during a basketball game. But once the game began, Swinney couldn't help but notice Dorman's 5-foot-11 point guard running the show. "I go watch a basketball game at Dorman High School to see Charone Peake, and I'm going, 'Dang, who's this point guard?'" Swinney said. "And I've got Coach (Dave) Gutshall going, 'Well that's the best football player I've got on the team.' And I'm like, 'Really? We need to watch this guy a little bit.' He played corner, he played receiver, he played running back, he played quarterback. He was the best football player on the team. Adam Humphries was his name. I don't think he had any offers. So we offer the guy, 'Well, we're only offering the guy to get Charone Peake. No, no, no. We want Humphries.'"
- Humphries maintains a friendship with former Clemson teammate DeAndre Hopkins.
- After going down with an injury in the 2019 season, Humphries adopted a shiba inu puppy, Gigi, to keep him company.
- An avid golfer, Humphries is around a 7 handicap.
- During the unique 2020 offseason, Humphries helped pass the time by playing video games. His main purpose was to connect with old friends from high school and college, and former teammates from the Buccaneers. He enjoys Fortnite and Rory McIlroy PGA Tour.

CB ADOREE' JACKSON

- Jackson was a long jumper and sprinter on USC's track team in the springs of 2015 and 2016, winning the Pac-12 outdoor long jump title both years (and placing second in the Pac-12 100 meters in 2016) and earning All-American status both years after twice placing fifth in the NCAA long jump. He also placed 10th in the long jump during the U.S. Olympic Trials.
- Vianca Jackson, a survivor of breast cancer, served as the team's Honorary 12th Titan prior to the team's 2017 Breast Cancer Awareness Game (Oct. 16).
- Jackson's father, Chris Jackson, is the ultimate grill master and can be found at Titans home games smoking turkey legs, Cornish hams, chicken, rabbits, alligator and frog legs for a pre-game tailgate among family and friends, as well as a post-game meal with players and coaches. He makes all of his own rubs and sauces and has been cooking since 1984.
- Jackson, business partner James Moore, and Jay Levine co-founded Kor Media Entertainment (KME), a Los Angeles-based entertainment agency under the Warner Brothers Digital umbrella. Their tagline is "Where Creatives Come to Play" and their goal is to create culture relevance for both creators and brands through interactive and labs which a focus on gaming and esports.
- Jackson is a Reese's Peanut Butter Cups enthusiast. He names creator Harry Burnett Reese as a historical person he would have loved to meet. "He's a genius. That's by far and away my favorite candy. I eat that like it ain't nothing."
- Jackson watched the movie "Space Jam" continuously as a child to the point he memorized most of the movie.
- In May 2018, Jackson and his business partner James Moore paid for the burial costs of Jaylon McKenzie, an eighth-grade football player who was killed by a stray bullet. McKenzie, a St. Louis, Ill., native, grew up idolizing

Jackson.

DB CHRIS JACKSON

- A two-time state track champion in high school, Jackson runs a 4.47 second 40-yard dash. 'I still work out like a track athlete when I can,' Jackson said. 'I watch it a lot and keep up with it.'
- He has a love of cars that he attributes to his father and uncle, the latter of which does competitive drag racing. Jackson lists his top three cars as a 1969 Camaro, a 1984 Buick Grand National and a Ferrari F40.
- Jackson was a two-time Florida state high school track champion in the 110-meter hurdles, and a runner-up in the 300 hurdles.

C BEN JONES

- Jones switched from jersey #61 to #60 prior to his senior season at Georgia, to honor his father, Steve, a former collegiate star, who was killed in a helicopter crash when he was 10 years old.
- Jones' pregame ritual consists of walking barefoot on the field "to get a feel for the turf." The routine began before one game with his brother in high school and after enjoying success that night, it has continued ever since.
- When he was 10 years old, Jones suffered a blow to the head with a baseball bat. The impact caused a blood clot to develop on his brain and fractured his skull. The injury kept him out of all athletic activity for a year.
- In 2017, Jones established The Jones Mission Fund at The Community Foundation to provide at-risk youth with opportunities they might otherwise not have.
- For the past three offseasons, Jones and his wife has hosted the annual Ben Jones Celebrity Clay Shoot. The three events combined have raised more than \$400,000 benefitting The Jones Mission Fund.
- Jones hosts a free Friday Night Lights youth football camp in his native Alabama every June.
- Jones sponsors a trip to a Titans game each fall for the seniors of his high school's football team in Alabama. The experience includes round trip transportation from his hometown, tickets, a private tailgate, swag bags, and a meet-and-greet with a tour of the Titans practice facility after the game with Jones.
- Jones' brother, Clay, played baseball for the University of Alabama and then was drafted by the Detroit Tigers

DL DAQUAN JONES

- Jones has a reputation as an upbeat, positive influence. "I've always had that positive mindset, even when things weren't as good," he says. "The guys laugh at me sometimes because I'm always smiling ... It's not that I'm happy all the time, but I just feel like in today's world, if you let anything get you down, it will. The smallest thing will turn into the biggest problem if you let it, so I just try my best to keep a positive mindset."
- Jones majored in criminal justice at Penn State and spent a portion of his 2013 summer as an intern observing the Spring Township Police Department near State College.
- Jones entered the Penn State program after being rated the second-best offensive lineman in the nation during his playing days at Johnson City High School. He switched to the other side of the ball and made an immediate impact as a true freshman.
- Jones lists his father, Steve, as the most inspirational person in his life. Steve raised DaQuan as a single father and one of his father's greatest traits is that he works extremely hard in everything he does. Steve works as an executive chef at Cornell University.
- Jones is in the process of launching his own non-profit organization called "Create Your Legacy." In June 2019, he hosted the DaQuan Jones Create Your Legacy Football Camp for more than 100 kids ages 11-18 at Johnson City (N.Y.) High School.
- Jones has four dogs, one of which he named Titan.

DB JOSHUA KALU (pronounced kuh-LOO)

- In the 2020 offseason during the COVID-19 pandemic, Kalu spent time giving back to his hometown of Houston, Texas. He partnered with local restaurants and hand-delivered free meals to healthcare workers fighting the pandemic.
- Kalu was heavily involved in the Lincoln community while at Nebraska. He was named to the Brook Berringer Citizenship Team and the Tom Osborne Citizenship Team as a sophomore, junior and senior for his work with Make-A-Wish, NFL Fuel Up to Play 60, the Souper Bowl of Caring, Husker Heroes and Husker Hotline, as well as local hospital and school outreach events.
- He earned his degree in child, youth and family studies in December of 2017, finishing his undergraduate work in 3 1/2 years.

TITANS TIDBITS: THE BEST OF TITANS OFF-THE-FIELD NOTES

T DENNIS KELLY

- Kelly went back to school during the 2014 offseason to earn his degree in organizational leadership from Purdue, and in May 2019, Kelly received his MBA from the Kelley School of Business at Indiana University.
- Kelly is an avid professional wrestling fan that does not let the opportunity pass him by whenever a live WWE show is in town. He lists the Undertaker as the one person in the world he would like to have dinner with.
- Kelly's brother, Tim, played football at Eastern Illinois and is currently the offensive coordinator for the Houston Texans.
- Kelly's favorite football player growing up was former Titans great Jevon Kearse.
- Kelly claims that the biggest influence on his life and career has been his entire family. "We're a Southside [Chicago] Irish family, so we share a really tight bond and they've inspired me to get to where I am today."

P BRETT KERN

- Kern's father, Cal, is a former professional soccer goalie.
- Kern is an avid golfer that sports a +1 handicap. He picked the game up late in his high school years and caddied for three summers at Inverness Golf Club while in college.
- Kern played basketball and was a long jumper and high hurdler in high school.

DB DESMOND KING II

- King established a Michigan high school record with 29 career interceptions.
- King was a four-year letterman in track, competing in sprint events and relays in high school.

OLB HAROLD LANDRY III

- Landry could have entered the NFL Draft following his 16.5-sack junior season at Boston College. However, he chose to stay in school and received his degree in communications in December 2017.
- Landry enjoys traveling. One of his favorite getaways is Destin, Fla.
- He and his son, Greyson, share the same June 5 birthday.
- Landry's 26 career sacks at Boston College were exceeded in school history by only Mathias Kiwanuka (37.5 from 2002-05).
- In 2016, he set a Boston College record and led the nation with 16.5 sacks. His seven forced fumbles also ranked first nationally.

T TAYLOR LEWAN (pronounced leh-WAHN)

- Lewan is the co-founder of the popular podcast Bussin' With The Boys with teammate Will Compton. The two friends host guests on an old Monte Carlo Budweiser bus and discuss any and everything.
- Lewan owns a taxidermied beaver named Steve. The fedora-donning stuffed rodent, who was a gift from Lewan's wife, Taylin, makes appearances around the Titans locker room, often appearing at the locker of an unsuspecting rookie.
- Lewan chose to wear jersey number 77 at Michigan and then at the pro level because of the legacy of Wolverine tackles who have donned the number, including Jake Long and Jon Jansen.
- Lewan has a mustache tattooed on his right index finger and a stick figure tattooed on the outside edge of his right hand that he calls his "right-hand man."
- One of Lewan's close friends is former Carolina Panthers defensive end Craig Roh. The two played together as high school seniors and then went to Michigan at the same time.
- At the 2014 NFL Scouting Combine, Lewan ran the 40-yard dash in 4.87 seconds, beating all other offensive linemen in his class and clocking the fourth-fastest time among offensive linemen from 2010-14. He also ranked among the top offensive linemen at the 2014 combine in the broad jump (first at nine feet, nine inches), vertical jump (tied for third at 30.5 inches) and three-cone drill (fourth at 7.39 seconds).

LB DAVID LONG JR.

- David's father, David Sr., is a former professional boxer who went 12-5-2 as a heavyweight. He once fought future world champ Deontay Wilder.
- During the offseason, Long still uses on-the-bell, three-minute-round boxing training to focus on his mental awareness. In 2018, Long Jr. went into the ring with headgear against his old man for the first time. They went for three 90-second rounds. "He busted up my lip, but it was fun," Long Jr. says. "He was really iffy that I knew how to throw my hands for real. It was just jabs, but it's grown-man strength."
- Long was a high school teammate of safety Mike Edwards, who was drafted by the Tampa Bay Buccaneers in the third round of the 2019 NFL Draft.

RB JEREMY MCNICHOLS

- McNichols was coached by hip-hop artist Snoop Dogg while playing youth football in the Snoop Youth Football League in Los Angeles, Calif. McNichols played both alongside and against numerous NFL players. The SYFL serves children between the ages of five and 13 years old, teaching them the values of teamwork, good sportsmanship, discipline, and self-respect, while also stressing the importance of academics.

CB CHRIS MILTON

- Milton is related to former NFL running back Tashard Choice, who played six seasons (2008-2013) in the NFL with the Dallas Cowboys, Washington, Buffalo Bills and Indianapolis Colts.
- Milton had the opportunity to learn from Pro Football Hall of Famer Champ Bailey. Their families were close, and when Milton was getting ready for the NFL, he reached out to Bailey for tips. They trained together during the weeks leading up to the draft. Now if he ever has questions, he still reaches out to the legendary cornerback.
- Milton enjoys fishing in his free time and when he is not playing or training for football he feels like a full-time fisherman on the water.

DL LARRELL MURCHISON

- Murchison grew up working with his mother at her restaurant in Elizabethtown called Glenda's Just Desserts and Lunch Counter, which she has owned for 10 years. He would work doing whatever needed to be done – mopping floors, sweeping, waiting tables and taking orders. "Everything is good, but if you go, I'd say start with the fried pork chops, mac and cheese and cabbage."
- Murchison loves everything music and enjoys playing the drums. His dad played drums in the church when he was younger, and he just followed in his footsteps.

T MARSHALL NEWHOUSE

- Newhouse's father, John, played football at the University of Houston and was part of three Cotton Bowl teams (1977, 1979, 1980).
- His cousin, Robert Newhouse, is a former Dallas Cowboy fullback (1972-83).
- In high school Newhouse lettered in track & field as well as weightlifting. He was the 2006 UIL Texas State shot put champion and earned a third-place finish in the 2005 powerlifting championships.
- Newhouse has a large interest in the tech community. "My dad is a computer programmer, so that's how I got started. When I was a kid, I started building PCs and I was into computer PC gaming."

CB KAREEM ORR

- Orr transferred to Chattanooga from Arizona State after his sophomore season because of the birth of his daughter, Scottie Jade.
- Orr is a big Liverpool fan and loves playing FIFA.

LS MATT OVERTON

- Overton's grandfather, Paul Wallrof, played football at University of Washington and was a long-time head football coach and Athletic Hall of Fame inductee at University of Puget Sound.

RB SENORISE PERRY (first name pronounce suh-NAH-riss)

- Perry wasn't among the rookie free agents signed in the days following the 2014 NFL Draft. He hit the tryout circuit and hoped to make an impression. Perry was one of two players signed by the Chicago Bears after a May tryout. He excelled on special teams in the preseason games and sealed his 53-man roster spot as an undrafted free agent.
- Perry excelled in track and field as a high school senior, winning the Georgia state titles in the 100 meters and long jump.
- Perry's hobbies include photography, and he has a desire to learn how to deep sea fish.

TE MYCOLE PRUITT

- The name MyCole has a unique origin. Pruitt's mother's name is Colette. Cole means "people's victory" in Greek baby names. She named him MyCole for My-Victory. MyCole is his mother's victory.
- Named best tight end in Missouri Valley Football Conference history as part of the MVFC's 30-year anniversary celebration.
- Pruitt graduated in December 2014 with a bachelor's degree in industrial technology from Southern Illinois.
- Pruitt attended the same high school as former NFL wide receiver Jeremy Maclin.

TITANS TIDBITS: THE BEST OF TITANS OFF-THE-FIELD NOTES

OLB WYATT RAY

➤ Ray is the grandson of the late, legendary singer Nat King Cole and is the nephew of the late Natalie Cole.

WR KALIF RAYMOND

➤ Raymond was a dual-sport collegiate athlete, competing in football as well as track and field during his senior season at Holy Cross. He placed second in the 100-meter dash at the 2015 New England Outdoor Championship with a time of 10.71 seconds.

➤ Raymond received little interest from college football programs when he was a student at Greater Atlanta Christian (Ga.) High School, partly due to a serious injury he suffered as a senior. Undeterred, he began sending emails to colleges with football programs with high academic standards. The only schools to respond were Lehigh, Georgetown and Holy Cross, and he chose the latter.

➤ In preparation for the 2016 NFL Draft, Raymond, who was not invited to the NFL Scouting Combine, was allowed to participate in Harvard's pro day since Holy Cross did not host a pro day.

OLB DERICK ROBERSON (pronounced ROW-ber-son)

➤ Roberson enjoys painting on and designing sneakers and cleats.

➤ Roberson is unsure how many tattoos he has at this point, but he has drawn and designed some of the ones he has inked on his body.

G RODGER SAFFOLD III

➤ Saffold is the owner of competitive "Call of Duty" and "Fortnite" teams called Rise Nation. He invested in the video game industry in April 2014.

➤ His father, Rodger II, played football at the University of Iowa in the mid-1970s.

➤ Rodger and his wife Asia grew up on the same street as eight-year olds in Ohio. The childhood friend's romance didn't begin until quite awhile later when the two re-connected on Facebook during Saffold's second-year with the Rams.

T TY SAMBRAILO

➤ Sambrailo is an avid skier who as a youth earned USA titles in the slalom, giant slalom and super-G events for his age group.

➤ Sambrailo's dad, Mark, graduated from the University of Colorado, where he was a pole vaulter, his brother, Erik, also is a CU graduate and competed as a skier in the Junior Olympics, his sister, Kiersten, played volleyball at Oregon State, and his grandfather, Bill Sambrailo, played football at Santa Clara, helping the team to a berth in the Orange Bowl.

DT JEFFERY SIMMONS

➤ During college Simmons was a two-time member of the SEC Academic Honor Roll.

➤ Simmons' brother, Dylan Bradley, played football at Southern Miss and then spent time with the Minnesota Vikings. His uncle, Jason Hatcher, played 10 total seasons with the Dallas Cowboys and Washington.

➤ Away from football, Simmons enjoys fishing and spending time outdoors.

TE JONNU SMITH (first name pronounced JAH-new)

➤ Smith competed in weightlifting, finishing second in the county in the 219-pound weight class in high school at West Port.

➤ Smith credits his mother, Karen, for his successes. Jonnu's father passed away as a result of a tow truck accident when he was four years old and his mother raised all six children by herself. "My mother is my rock. It was tough, but we always got what we needed—not necessarily what we wanted all the time—but what we needed. She was so strong all the time."

➤ Smith endured a lot of challenges as a youngster in Philadelphia and after his brother was arrested and one of his friends was killed on the streets, a decision needed to be made. His family didn't have the financial means to just uproot, so for his own safety Jonnu moved in with his mother's sister and brother-in-law, Darla and Mike Kirkland, in Ocala, Fla. He started playing high school football and even though he was far from a touted recruit, he earned a scholarship to Florida International where his play took off.

➤ Smith's best friend Willie "Quasim" Jefferson tragically died from a gun shot in October 2016. Jonnu gave his son the middle name Quasim in honor of him.

CB TYE SMITH

➤ In 2018, Smith began hosting the annual "Simple Greatness" youth football clinic at St. Augustine University in his hometown of Raleigh, N.C. Smith says Simple Greatness to him means, "It can't be measured. It means heart, dedication. It's all the intangibles that we as a society overlook because we look so much at things we can measure."

➤ Smith enjoys volunteering his free time in the community and he helped raise money for Habitat for Humanity in 2018 with a bowling event and kids field day activity in his hometown of Raleigh, N.C.

➤ He has his own website, www.simplegns.com.

TE GEOFF SWAIM

➤ Two-time member of the Big 12 Commissioner's Honor Roll.

➤ Brother, Mycal, also attended Butte College and then played safety at Eastern Michigan (2012-13) before signing as a free agent with the Tampa Bay Buccaneers following the 2014 NFL Draft.

QB RYAN TANNEHILL

➤ Ryan founded the Tannehill's A.C.E.S. (Achieving Community Educations Success) program with wife, Lauren, which consisted of 17 sophomores from American Senior High School and is focused on awarding scholarships to the participating students who strive for good grades and took on an active role in their community by hosting monthly events to reward the students and help them give back to the community.

➤ Ryan's father, Tim, played wide receiver at Texas Tech from 1985-87.

DL TEAIR TART

➤ Tart graduated from Florida International in December 2019 with a degree in liberal studies.

➤ Played offensive and defensive line in high school to help guide his team to its first PIAA 3A title.

S KENNY VACCARO

➤ Vaccaro traveled to Kenya during the 2016 offseason with former Texas and Saints teammate Alex Okafor and is involved in community and fundraising efforts to construct a school in the region.

➤ Vaccaro's uncle, A.J. Johnson, played for Washington (1989-94), helping them to Super Bowl XXVI win before spending a season with the San Diego Chargers (1995).

➤ Vaccaro founded the Kenny Vaccaro Foundation to provide economically challenged students with literacy and education resources so that they can achieve academic excellence, develop confident personal skills, and make positive decisions to avoid high risk behavior.

WR NICK WESTBROOK-IKHINE (pronounced uh-KEEN-UH)

➤ Westbrook-Ikhine attended Lake Mary (Fla.) High School where he set the program's career, single-season and single-game receiving yardage and touchdowns records.

➤ He also lettered in lacrosse and track and field in high school, participating in the 300-meter hurdles, long jump and triple jump.

➤ Graduated with a business marketing degree in December 2019 from Indiana's No. 10 ranked Kelley School of Business.

T ISAIAH WILSON

➤ Wilson enjoys watching cartoons, and he has a particular fondness for "SpongeBob SquarePants." "I can really dissect it deeply and learn a lot from it," he says.

➤ Wilson is comfortable working in the kitchen, dishing out everything from French toast to mac and cheese and collard greens to his family. He was employed at a summer camp for three summers in high school, spending much of that time in the camp kitchen.

➤ One of his rituals is eating an ice cream sundae the night before every game.

➤ Wilson welcomed the opportunity to begin his career in Music City. He listens to a diverse range of music, listing Travis Scott, Brantley Gilbert, Aretha Franklin and Mötley Crüe as a sampling of his many favorites.

➤ Prior to being drafted by the Titans, Wilson, a video game enthusiast, would choose the Titans when he played Madden NFL because of Derrick Henry. "You can't stop him," Wilson says.

QB LOGAN WOODSIDE

➤ In his free time, Woodside enjoys playing golf and fishing in his home state of Kentucky.

➤ His hometown of Frankfort, Ky., is a three-hour drive from Nashville.

➤ During the 2019 offseason, Woodside played for the Alliance of American Football League's San Antonio Commanders. In seven AAF games, he completed 116 of 201 passes for 1,385 yards and seven touchdowns.

THIS WEEK'S MEDIA CALENDAR

All media availabilities will take place via video conferencing unless otherwise noted. All times central standard.

5 Tuesday	6 Wednesday	7 Thursday	8 Friday	9 Saturday	10 Sunday	11 Monday
<p>No Access</p>	<p>TBA Conference call for Nashville media with Ravens head coach John Harbaugh</p> <p>TBA Mike Vrabel Press Conference</p> <p>TBA Ryan Tannehill, additional players available</p> <p>TBA Practice (stretch, individual periods open to media)</p>	<p>8:40-9:10 a.m. Coordinators available</p> <p>11 a.m. Mike Vrabel Press Conference</p> <p>11:15 a.m.-12 p.m. Derrick Henry, additional players available</p> <p>12:20 p.m. Practice (stretch, individual periods open to media)</p>	<p>11 a.m. Practice (stretch, individual periods open to media)</p> <p>12:20 p.m. Mike Vrabel press conference, players available</p>	<p>No Access</p>	<p>12:05 p.m. Titans vs. Ravens Nissan Stadium</p> <p>Postgame media access with Mike Vrabel and Titans players</p>	<p>TBA Mike Vrabel Press Conference</p>

TITANS RADIO AFFILIATES

Titans Radio brings football to fans across the Mid-South in one of the NFL's largest radio networks, including Nashville flagship 104.5 The Zone.

Play-by-play announcer **Mike Keith** connection with pro football across the Mid-South dates back to 1996, a year before the Oilers arrived in Tennessee, and he became the "Voice of the Titans" in 1999. Former Titans assistant coach and NFL head coach **Dave McGinnis** began serving as Titans Radio's color analyst in 2017, while Titans Radio gameday host **Rhett Bryan's** involvement with the broadcast dates back to 1997. **Jonathan Hutton** has been a member of the Titans Radio gameday crew since 2014, while **Amie Wells** has been reporting on the sidelines since 2018.

TITANS RADIO AFFILIATES:

Flagship				Tri-Cities	WXSM	AM	640
Nashville	WGFX	FM	104.5	Union City	WQAK	FM	105.7
Tennessee				Waverly	WQMV	FM	93.5
Camden	WRJB	FM	95.9		AM	1060	
	WFWL	AM	1220	Winchester	WCDD	AM	1340
Centerville	WNKX	FM	96.7	Alabama			
Chattanooga	WGOW	FM	102.3	Birmingham	WJOX	FM	94.5
	AM	1150		Florence	WQLT	FM	107.3
Clarksville	WKFN	AM	540	Huntsville	WUMP	AM	730
	FM	104.1			FM	103.9	
Cleveland	WCLE	FM	104.1	Huntsville	WVNN	AM	770
Columbia	WMCP	AM	1280		FM	92.5	
Cookeville	WKXD	FM	106.9	Scottsboro	WWIC	AM	1050
Fayetteville	WYTM	FM	105.5	Kentucky			
Jackson	WZDQ	FM	102.3	Benton	WCBL	AM	1290
Knoxville	WOKI	FM	98.7	Bowling Green	WPTQ	FM	105.3
Lawrenceburg	WTNX	FM	106.7	Cadiz	WKDZ	FM	106.5
Lebanon	WANT	FM	98.9	Elizabethtown	WIEL	FM	106.1
Lebanon	WCOR	AM	1490		AM	1400	
Lewisburg	WJJM	FM	94.3	Hardinsburg	WXBC	FM	104.3
Manchester	WMSR	FM	107.9	Henderson	WSON	AM	860
	AM	1230			FM	96.5	
Memphis	WMFS	FM	92.9	Madisonville	WWKY	FM	97.7
	AM	680		Owensboro	WVJS	FM	92.9
Memphis	WMC	AM	790		AM	1420	
Morristown	WCRK	FM	105.7	Paducah	WPAD	FM	99.5
Nashville	WGFX	FM	104.5		AM	1560	
Pulaski	WKSR	FM	100.9				
	AM	1420					

MEDIA CONTACT INFORMATION

Titans Practice Facility/Training Camp Site:
Saint Thomas Sports Park
 460 Great Circle Road
 Nashville, TN 37228

Nissan Stadium:
One Titans Way
 Nashville, TN 37213

Media-Only Website/Credential Application:
www.TennesseeTitans.com/media/credentials (username and password available through Titans media relations)

Phone:
 (615) 565-4000 (main)
 (615) 565-4100 (media relations)
 (615) 565-4200 (ticket office)

Titans Media Relations:

Robbie Bohren | Senior Director of Communications
 (615) 565-4101 | rbohren@titans.nfl.com


Dwight Spradlin | Assistant Director of Media Relations
 (615) 565-4102 | dspradlin@titans.nfl.com

Jared Puffer | Media Relations Manager
 (615) 565-4107 | jpuffer@titans.nfl.com

Kate Guerra | Team Publicist
 (615) 565-4139 | kguerra@titans.nfl.com

Kim Smith | Media Relations Coordinator
 (615) 565-4103 | ksmith@titans.nfl.com

Arden Shirley | Media Relations Seasonal Assistant
 (615) 565-4123 | ashirley@titans.nfl.com



Click to access the 2020 Titans Media Guide

TITANS TV RATINGS

2020 Titans television ratings in the Nashville market:

Date/Opp	Day/Time	Network	Rating/Share	HH (000)	Rank
9/14 at Den	Mon. 9:20 p.m.	ESPN/WZTV	18.4/43	182	1
9/20 vs Jax	Sun. noon	CBS	23.5/48	231	1
9/27 at Min	Sun. noon	CBS	23.7/47	218	1
10/13 vs Buf	Tues. 6 p.m.	CBS	24.1/41	222	1
10/18 vs Hou	Sun. noon	CBS	25.8/48	237	1
10/25 vs. Pit	Sun. noon	CBS	28.8/52	265	1
11/1 at Cin	Sun. noon	CBS	24.6/46	227	1
11/8 vs Chi	Sun. noon	FOX	21.9/43	201	1
11/12 vs Ind	Thu. 7:20 p.m.	FOX/NFLN	26.7/41	246	1
11/22 at Bal	Sun. noon	CBS	25.3/46	232	1
11/29 at Ind	Sun. noon	CBS	29.9/53	275	1
12/6 vs Cle	Sun. noon	CBS	26.4/48	243	1
12/13 at Jax	Sun. noon	CBS	25.2/46	232	1
12/20 vs Det	Sun. noon	CBS	27.6/51	254	1
12/27 at GB	Sun. 7:20 p.m.	NBC	28.0/45	258	1
1/3 at Hou	Sun. 3:25 p.m.	CBS	TBA	TBA	-
2020 Regular Season Average			25.3 / 47	235	

Note: One rating point is equal to 9,196 TV homes in the Nashville television market

Previous yearly Titans television ratings in the Nashville market (regular season only):

Season	Rtg/Shr	Season	Rtg/Shr	Season	Rtg/Shr
2019	24.1/44	2012	23.5/39	2005	21.8/42
2018	22.7/39	2011	27.7/46	2004	26.5/48
2017	19.9/35	2010	30.2/50	2003	33.4/57
2016	22.0/38	2009	30.9/50	2002	26.8/49
2015	21.3/37	2008	32.4/55	2001	24.5/42
2014	20.7/36	2007	28.6/49	2000	29.1/50
2013	25.0/41	2006	23.0/42	1999	19.8/35

FREE LIVE ONLINE STREAMING

Local & Primetime Games Only

Watch Titans games live for free in the official Titans Mobile App (iOS & Android) and on TennesseeTitans.com mobile web.

Primetime and nationally televised games are free and available to anyone located in the United States. Local market games are restricted. Please check local TV listings for availability.

Be sure to "Allow Location Access" if and when prompted to access the live stream.

For more information, [CLICK HERE](#).

[DOWNLOAD THE TITANS MOBILE APP](#)

Geographic and device restrictions apply. Local & primetime games only. Data charges may apply.

TITANS ON THE AIR

Programs listed for the Nashville market. Outside of Nashville, check local listings for Titans Radio and "Titans All Access" stations and times.

MONDAYS	
Radio	"The Mike Vrabel Show" 6-7 p.m. Titans Radio/104.5 The Zone
TUESDAYS	
Radio	"Titans Tonight" with Keith Bulluck 6-7 p.m. Titans Radio/104.5 The Zone
TV	"The Mike Vrabel Show" 6:30-7 p.m. WKRN News 2
WEDNESDAYS	
Radio	"Mac Talk" with Dave McGinnis 6-7 p.m. 104.5 The Zone
TV	"Titans Blitz" with Eddie George 6:30-7 p.m. MyTV 30
SATURDAYS	
TV	"Titans All Access" 11:30 a.m.-noon FOX 17
SUNDAYS	

TV	"Titans All Access" 10:30-11 a.m. FOX 17
Radio (Noon Kickoff)	"Countdown to Kickoff" 10-11 a.m. 104.5 The Zone
	"Titans Countdown" 11 a.m.-12 p.m. Titans Radio/104.5 The Zone
	"Titans Postgame Show" 3-5 p.m. 104.5 The Zone

THE OTP: OFFICIAL TITANS PODCAST

Hosted by **Mike Keith** and **Amie Wells**, The OTP features contributions from TennesseeTitans.com senior writer/editor **Jim Wyatt**, Titans Radio analyst **Dave McGinnis** and various Titans players and guests each week throughout the season. The OTP is available at [TennesseeTitans.com/podcasts](#).

TITANS ALL ACCESS

The Titans' 30-minute, official magazine-style TV show returns for its 18th season in 2020. **Mike Keith** and **Amie Wells** co-host the show, joined by Titans general manager **Jon Robinson**.

Titans All Access features a variety of long-form stories every week. The show always reviews and previews Titans games, but also shares on-and-off-field stories about the players, coaches and their families. Other Titans All Access staples include one-on-one chats with players and exclusive insight from Robinson, plus Titans news from TennesseeTitans.com senior writer/editor **Jim Wyatt**.

Titans All Access is shown locally on Nashville's FOX 17 Saturdays at 11:30 a.m. and Sundays at 10:30 a.m. It also airs in Nashville on CW 58 and on MyTV 30.

Titans All Access also has affiliates in Memphis, Knoxville, Chattanooga, Jackson, Huntsville and Paducah.



2020 NFL DIVISIONAL STANDINGS

AFC East	W	L	T	Pct	Home	Road	Div	Conf
yx-Buffalo Bills	13	3	0	0.813	7-1	6-2	6-0	10-2
Miami Dolphins	10	6	0	0.625	5-3	5-3	3-3	7-5
New England Patriots	7	9	0	0.438	5-3	2-6	3-3	6-6
New York Jets	2	14	0	0.125	1-7	1-7	0-6	1-11

AFC North	W	L	T	Pct	Home	Road	Div	Conf
yx-Pittsburgh Steelers	12	4	0	0.750	7-1	5-3	4-2	9-3
x-Baltimore Ravens	11	5	0	0.688	5-3	6-2	4-2	7-5
x-Cleveland Browns	11	5	0	0.688	6-2	5-3	3-3	7-5
Cincinnati Bengals	4	11	1	0.281	3-5	1-6-1	1-5	4-8

AFC South	W	L	T	Pct	Home	Road	Div	Conf
yx-Tennessee Titans	11	5	0	0.688	5-3	6-2	5-1	8-4
x-Indianapolis Colts	11	5	0	0.688	6-2	5-3	4-2	7-5
Houston Texans	4	12	0	0.250	2-6	2-6	2-4	3-9
Jacksonville Jaguars	1	15	0	0.063	1-7	0-8	1-5	1-11

AFC West	W	L	T	Pct	Home	Road	Div	Conf
*zyx-Kansas City Chiefs	14	2	0	0.875	6-2	8-0	4-2	10-2
Las Vegas Raiders	8	8	0	0.500	2-6	6-2	4-2	6-6
Los Angeles Chargers	7	9	0	0.438	4-4	3-5	3-3	6-6
Denver Broncos	5	11	0	0.313	2-6	3-5	1-5	4-8

NFC East	W	L	T	Pct	Home	Road	Div	Conf
yx-Washington Football Team	7	9	0	0.438	3-5	4-4	4-2	5-7
New York Giants	6	10	0	0.375	3-5	3-5	4-2	5-7
Dallas Cowboys	6	10	0	0.375	4-4	2-6	2-4	5-7
Philadelphia Eagles	4	11	1	0.281	3-4-1	1-7	2-4	4-8

NFC North	W	L	T	Pct	Home	Road	Div	Conf
*zyx-Green Bay Packers	13	3	0	0.813	7-1	6-2	5-1	10-2
x-Chicago Bears	8	8	0	0.500	3-5	5-3	2-4	6-6
Minnesota Vikings	7	9	0	0.438	3-5	4-4	4-2	5-7
Detroit Lions	5	11	0	0.313	1-7	4-4	1-5	4-8

NFC South	W	L	T	Pct	Home	Road	Div	Conf
yx-New Orleans Saints	12	4	0	0.750	6-2	6-2	6-0	10-2
x-Tampa Bay Buccaneers	11	5	0	0.688	5-3	6-2	4-2	8-4
Carolina Panthers	5	11	0	0.313	2-6	3-5	1-5	4-8
Atlanta Falcons	4	12	0	0.250	2-6	2-6	1-5	2-10

NFC West	W	L	T	Pct	Home	Road	Div	Conf
yx-Seattle Seahawks	12	4	0	0.750	7-1	5-3	4-2	9-3
x-Los Angeles Rams	10	6	0	0.625	6-2	4-4	3-3	9-3
Arizona Cardinals	8	8	0	0.500	4-4	4-4	2-4	6-6
San Francisco 49ers	6	10	0	0.375	1-7	5-3	3-3	4-8

x - clinched playoff berth y - clinched division title
 z - clinched first-round bye * - clinched home-field advantage

TITANS OFFENSIVE AND DEFENSIVE RANKINGS BY THE WEEK AND BY THE SEASON

2020 Season		NFL OFFENSE			AFC OFFENSE		
Week	Opp.	Tot	Rush	Pass	Tot	Rush	Pass
1	at Den	12T	14	12	3T	7	4
2	Jax	18	14	18T	10	8	9T
3	at Min	11	13	10	5	7	4
4	Bye	10	10	11	5	6	5
5	Buf	16	9	17	8	5	8
6	Hou	2	4	11	1	4	7
7	Pit	5	5	16	2	4	8
8	at Cin	5	4	18	3	3	8
9	Chi	10	6	20	3	4	9
10	Ind	11	6	24	4	4	11
11	at Bal	10	5	23	3	4	11
12	at Ind	8	3	22	3	3	10
13	Cle	5	5	18	2	4	8
14	at Jax	3	2	19	2	2	8
15	Det	2	2	19	2	2	8
16	at GB	4	2	21	2	2	9
17	at Hou	2T	2	23	2T	2	10

2020 Season		NFL DEFENSE			AFC DEFENSE		
Week	Opp.	Tot	Rush	Pass	Tot	Rush	Pass
1	at Den	11	13T	14	7	7T	9
2	Jax	26	23	23	14	11	11
3	at Min	29	29	23	16	14	12
4	Bye	28	29	22	16	15	10
5	Buf	29	27	23	15	13	10
6	Hou	27	26	28	14	12	15
7	Pit	25	23	26	13	11	13
8	at Cin	25	22	27	12	10	14
9	Chi	25	18	27	12	8	14
10	Ind	24	17	27	12	7	14
11	at Bal	25	19T	27	12	8T	13
12	at Ind	25	16	28	12	6	14
13	Cle	25	16	28	12	6	14
14	at Jax	26	16	29	13	6	15
15	Det	27	15	29	13	6	15
16	at GB	29	20	28	14	9	15
17	at Hou	28	19	29	14	9	16

Final regular season offensive team rankings:

Titans in 2020	2T	2	23	2T	2	10
Titans in 2019	12	3	21	5	2	9
Titans in 2018	25	7	29	11	3	14
Titans in 2017	23	15	23	9	8	11
Titans in 2016	11	3	25	5	2	11
Titans in 2015	30	25	25T	16	10	14
Titans in 2014	29	26	22	14	14	11
Titans in 2013	22	14	21	11	7	11
Titans in 2012	26	21	22	12	10	11
Titans in 2011	17	31	12	8	16	5
Titans in 2010	27	17	25	15	10	13
Titans in 2009	12	2	23	6	2	10
Titans in 2008	21	7	27	10	3	12
Titans in 2007	21	5	27	10	3	14
Titans in 2006	27	5	30	12	3	15
Titans in 2005	17	23	9	10	12	5
Titans in 2004	11	14	10	6	10	5
Titans in 2003	8	26	5	4	14	3
Titans in 2002	17	11	20	9	7	11
Titans in 2001	8	12	8T	5	8	4
Titans in 2000	14	7	16	8	6	8
Titans in 1999	13	13	13T	6	9	5T

Final regular season defensive team rankings:

Titans in 2020	28	19	29	14	9	16
Titans in 2019	21	12	24	11	7	13
Titans in 2018	8	18	6	5	8	4
Titans in 2017	13	4	25	5	1	12
Titans in 2016	20	2	30	11	1	16
Titans in 2015	12	18	7	8	12	3
Titans in 2014	27	31	15	16	15	9
Titans in 2013	14	20	11	8	8	6
Titans in 2012	27	24	26	15	11	14
Titans in 2011	18T	24	14	11	11	10
Titans in 2010	26	20	29	13	10	14
Titans in 2009	28	11T	31	14	5T	16
Titans in 2008	7	6	9	3	3	4
Titans in 2007	5	5	10	4	3	9
Titans in 2006	32	30	27	16	15	15
Titans in 2005	19	22	17	10	11	7
Titans in 2004	27	18	26	13	11	12
Titans in 2003	12	1	30	9	1	15
Titans in 2002	10	2	25	5	2	13
Titans in 2001	25	5	31	15	3	16
Titans in 2000	1	3	1	1	2	1
Titans in 1999	17	10	25	12	6	15

GAME PREVIEW

TEAM NOTES

PLAYER NOTES

MEDIA

STATISTICS

ROSTERS

TENNESSEE TITANS OFFENSIVE AND DEFENSIVE STATS, 1999-2020 (REGULAR SEASON)

1999-2020 TITANS - OFFENSE																							
OFFENSE	2020	2019	2018	2017	2016	2015	2014	2013	2012	2011	2010	2009	2008	2007	2006	2005	2004	2003	2002	2001	2000	1999	
GAMES (Won-Lost)	11-5	9-7	9-7	9-7	9-7	3-13	2-14	7-9	6-10	9-7	6-10	8-8	13-3	10-6	8-8	4-12	5-11	12-4	11-5	7-9	13-3	13-3	
FIRST DOWNS	381	317	289	290	322	298	258	311	260	281	252	288	268	306	261	279	308	310	312	288	299	294	
Rushing	142	104	106	97	115	66	75	103	70	71	73	115	108	118	105	72	85	84	112	87	107	109	
Passing	203	177	156	157	175	195	159	172	166	185	155	154	143	171	133	191	200	211	182	179	167	167	
Penalty	36	36	27	36	32	37	24	36	24	25	24	19	17	17	23	16	23	15	18	22	25	18	
YDS GAINED (tot)	6343	5805	4,998	5,024	5,728	4,988	4,859	5,390	5,010	5,361	4,834	5,623	5,018	4,987	4,810	5,122	5,487	5,501	5,272	5,352	5,350	5,296	
Avg per Game	396.4	362.8	312.4	314.0	358.0	311.8	303.7	336.9	313.1	335.1	302.1	351.4	313.6	311.7	300.6	320.1	342.9	343.8	329.5	334.5	334.4	331.0	
RUSHING (net)	2690	2223	2,023	1,833	2,187	1,485	1,447	1,894	1,687	1,438	1,727	2,592	2,199	2,109	2,214	1,525	1,871	1,623	1,952	1,794	2,085	1,811	
Avg per Game	168.1	138.9	126.4	114.6	136.7	92.8	90.4	118.4	105.4	89.9	107.9	162.0	137.4	131.8	138.4	95.3	116.9	101.4	122.0	112.1	130.3	113.2	
Rushes	521	445	454	443	476	371	356	462	378	376	406	499	508	543	469	397	420	486	511	468	546	459	
Yards per Rush	5.2	5.0	4.5	4.1	4.6	4.0	4.1	4.1	4.5	3.8	4.3	5.2	4.3	3.9	4.7	3.8	4.5	3.3	3.8	3.8	3.8	3.9	
PASSING (net)	3653	3582	2,975	3,191	3,541	3,503	3,412	3,496	3,323	3,923	3,107	3,031	2,819	2,878	2,596	3,597	3,616	3,878	3,320	3,558	3,265	3,485	
Avg per Game	228.3	223.9	185.9	199.4	221.3	218.9	213.3	218.5	207.7	245.2	194.2	189.4	176.2	179.9	162.3	224.8	226.0	242.4	207.5	222.4	204.1	217.8	
Passes Att.	485	448	437	496	504	551	513	533	540	584	474	476	453	464	447	594	589	502	500	515	462	527	
Completed	316	297	293	306	307	342	299	328	318	353	273	271	265	288	226	358	356	315	306	307	286	304	
Pct Completed	65.2	66.3	67.0	61.7	60.9	62.1	58.3	61.5	58.9	60.4	57.6	56.9	58.5	62.1	50.6	60.3	60.4	62.7	61.2	59.6	61.9	57.7	
Yards Gained	3826	3956	3,255	3,394	3,720	3,893	3,738	3,710	3,577	4,113	3,278	3,104	2,902	3,077	2,748	3,797	3,933	4,031	3,441	3,867	3,430	3,622	
Sacked	25	56	47	35	28	54	50	37	39	24	27	15	12	30	29	31	44	25	21	43	28	25	
Yards Lost	173	374	280	203	179	390	326	214	254	190	171	73	83	199	152	200	317	153	121	309	165	137	
Had Intercepted	7	8	12	17	11	17	16	16	16	14	15	15	9	17	19	14	19	9	15	17	16	13	
Yards Opp Ret	81	204	219	262	203	263	214	132	260	167	120	121	88	116	250	293	306	264	179	163	236	227	
Opp TDs on Int	0	0	1	2	3	3	1	1	4	3	1	0	0	0	2	4	2	3	2	2	3	2	
PUNTS	50	78	75	75	77	88	89	79	83	86	77	69	87	73	88	78	79	71	66	85	76	90	
Avg Yards	45.1	47.1	46.4	49.7	44.2	47.4	46.3	42.9	46.4	43.6	42.9	43.4	42.8	41.9	42.7	43.2	42.9	43.9	41.3	42.0	40.8	42.5	
PUNT RETURNS	23	22	27	36	30	38	30	31	31	47	27	33	34	42	37	45	40	37	28	36	53	40	
Avg Return	9.0	7.7	8.8	8.5	7.9	8.1	6.9	7.7	15.3	10.4	12.2	6.7	9.7	8.7	12.6	9.3	4.3	11.6	7.8	7.8	12.7	9.0	
Returned for TD	0	0	0	0	0	0	0	0	0	3	1	0	0	0	3	1	0	1	0	0	1	1	
KICKOFF RETURNS	38	30	23	28	33	33	48	44	63	32	64	69	52	52	79	70	79	68	50	71	47	56	
Avg Return	20.2	21.3	32.0	22.1	19.1	20.6	23.4	24.9	23.6	26.0	24.3	20.5	25.4	21.1	23.2	24.2	19.7	19.1	19.6	19.9	26.1	18.6	
Returned for TD	1	0	1	0	0	0	0	0	1	1	1	0	0	0	0	0	0	0	0	1	0	0	
PENALTIES	86	99	82	85	110	93	111	101	106	104	128	98	108	101	94	125	110	110	112	119	107	114	
Yards Penalized	783	932	727	785	1,012	779	961	900	847	960	1,040	821	855	773	803	1,002	923	887	891	1,025	870	1,069	
FUMBLES BY	15	21	18	10	17	25	23	27	21	17	22	27	18	32	29	27	33	24	20	18	24	17	
Fumbles Lost	5	9	6	8	7	16	10	9	12	8	14	16	8	17	7	12	12	12	10	11	14	9	
Opp Fumbles	21	16	14	23	12	16	7	24	15	20	25	20	28	26	19	20	22	21	22	21	39	39	
Opp Fum Lost	8	9	6	9	6	8	4	12	5	12	8	7	11	12	11	11	12	13	11	11	13	24	
POSS. TIME (avg)	28:28	28:31	29:28	29:51	30:32	29:25	27:31	30:00	27:18	27:52	25:54	28:27	29:09	31:38	27:17	31:13	31:40	32:52	32:47	31:29	33:48	31:30	
TOUCHDOWNS	62	54	34	33	46	37	28	41	36	34	40	39	41	28	36	33	41	48	42	39	38	46	
Rushing	26	21	15	18	16	10	6	16	10	8	13	19	24	17	15	8	12	11	16	12	14	19	
Passing	33	29	16	14	29	25	20	22	17	22	24	16	13	9	13	20	27	30	22	23	18	23	
Returns	3	4	3	1	1	2	2	3	9	4	3	4	4	2	8	5	2	7	4	4	6	4	
EXTRA-PT KICKS	51/53	50/52	28/31	31/33	39/41	29/31	27/27	41/41	35/35	34/34	38/38	37/37	40/40	28/28	32/32	30/32	39/39	43/44	36/36	34/35	37/38	43/43	
2-PT CONVERSIONS	4/7	1/2	0/1	0/0	0/5	3/5	0/1	0/0	0/1	0/1	0/0	1/2	1/2	1/1	0/0	3/3	0/1	1/2	3/4	2/6	3/4	0/0	1/3
FIELD GOALS/FGA	20/28	8/18	26/30	35/42	22/24	14/16	19/22	25/29	25/31	29/32	24/26	27/32	29/33	35/39	22/28	23/29	19/27	32/37	25/31	20/28	27/33	21/25	
POINTS SCORED	491	402	310	334	381	299	254	362	330	325	356	354	375	301	324	299	344	435	367	336	346	392	
TURNOVER DIFF.	+11	+6	-1	-4	0	-14	-10	0	-4	+1	-4	-4	+14	0	+2	-6	-1	+13	+4	-4	0	+19	

1999-2020 TITANS - DEFENSE																						
DEFENSE	2020	2019	2018	2017	2016	2015	2014	2013	2012	2011	2010	2009	2008	2007	2006	2005	2004	2003	2002	2001	2000	1999
POINTS ALLOWED	439	331	303	356	378	423	438	381	471	317	339	402	234	297	400	421	439	324	324	388	191	324
OPP FIRST DOWNS	391	335	298	323	324	317	357	329	358	324	356	323	276	268	329	294	318	275	297	300	215	300
Rushing	113	95	98	68	70	101	119	108	122	111	107	89	81	80	121	89	99	79	75	79	62	81
Passing	247	213	182	231	227	192	211	191	210	187	214	210	166	165	181	180	189	167	197	192	134	193
Penalty	31	27	18	24	27	24	27	30	26	26	35	24	29	23	27	25	30	29	25	29	19	26
OPP YARDS GAINED	6372	5752	5,334	5,248	5,720	5,475	5,968	5,407	5,999	5,682	5,883	5,850	4,698	4,665	5,915	5,110	5,724	4,901	4,964	5,515	3,814	5,245
Avg per Game	398.3	359.5	333.4	328.0	357.5	342.2	373.0	337.9	374.9	355.1	367.7	365.6	293.6	291.6	369.7	319.4	357.8	306.3	310.3	344.7	238.4	327.8
OPP RUSHING (

2020 TENNESSEE TITANS REGULAR SEASON STATISTICS

Won 11, Lost 5

Date	W-L	Score	OT	Opponent	Attendance
09/14	W	16-14		at Denver	
09/20	W	33-30		Jacksonville	
09/27	W	31-30		at Minnesota	
10/13	W	42-16		Buffalo	8,403
10/18	W	42-36	OT	Houston	10,166
10/25	L	24-27		Pittsburgh	10,355
11/01	L	20-31		at Cincinnati	9,712
11/08	W	24-17		Chicago	13,871
11/12	L	17-34		Indianapolis	13,949
11/22	W	30-24	OT	at Baltimore	
11/29	W	45-26		at Indianapolis	12,464
12/06	L	35-41		Cleveland	13,986
12/13	W	31-10		at Jacksonville	15,896
12/20	W	46-25		Detroit	13,797
12/27	L	14-40		at Green Bay	
01/03	W	41-38		at Houston	12,504

Statistic	Tenn.	Opp.
Total First Downs	381	391
Rushing	142	113
Passing	203	247
Penalty	36	31
3rd Down: Made/Att	84/182	111/214
3rd Down Pct.	46.2	51.9
4th Down: Made/Att	10/16	15/26
4th Down Pct.	62.5	57.7
Possession Avg.	28:28	31:32
Total Net Yards	6343	6372
Avg. Per Game	396.4	398.3
Total Plays	1031	1076
Avg. Per Play	6.2	5.9
Net Yards Rushing	2690	1933
Avg. Per Game	168.1	120.8
Total Rushes	521	427
Net Yards Passing	3653	4439
Avg. Per Game	228.3	277.4
Sacked/Yards Lost	25/173	19/154
Gross Yards	3826	4593
Att./Completions	485/316	630/423
Completion Pct.	65.2	67.1
Had Intercepted	7	15
Punts/Average	50/45.1	45/47.7
Net Punting Avg.	50/40.1	45/41.8
Penalties/Yards	86/783	103/840
Fumbles/Ball Lost	15/5	21/8
Touchdowns	62	55
Rushing	26	18
Passing	33	36
Returns	3	1

Score By Periods	Q1	Q2	Q3	Q4	OT	PTS
Team	96	144	101	138	12	491
Opponents	77	143	97	122	0	439

Scoring	TD	Rush	Rec	Ret	K-PAT	FG	S	PTS
Henry	17	17	0	0			0	104
Gostkowski	0	0	0	0	46/48	18/26	0	100
A. Brown	12	0	11	1			0	72
J. Smith	9	1	8	0			0	54
Sloman	0	0	0	0	5/5	2/2	0	11
Tannehill	7	7	0	0			0	46
C. Davis	5	0	5	0			0	30
Pruitt	3	0	2	1			0	18
Humphries	2	0	2	0			0	12
Batson	1	0	1	0			0	6
D. Evans	1	0	1	0			0	6
Firkser	1	0	1	0			0	6
Foreman	1	0	1	0			0	6
King	1	0	0	1			0	6
McNichols	1	1	0	0			0	6
Swaim	1	0	1	0			0	6
Westbrook	0	0	0	0			0	2
Team	62	26	33	3	51/53	20/28	0	491
Opponents	55	18	36	1	42/47	21/23	1	439

2-Pt Conv: Tannehill 2, Henry, Westbrook, **TM 4-7, OPP 1-8**
Sacks: Landry 5.5, Simmons 3, Crawford 2, D. Jones 2, King 1, J. Brown 1, Fulton 1, Ray 1, Reed 1, Vaccaro 1, R. Evans 0.5, **TM 19, OPP 25**
FUM/Lost: Tannehill 6/1, Henry 3/2, A. Brown 2/1, Batson 1/0, Brinkley 1/0, C. Davis 1/1, Douglas 1/0

Passing	Att	Cmp	Yds	Cmp%	Yds/Att	TD	TD%	Int	Int%	Long	Sack/Lost	Rating
Tannehill	481	315	3819	65.5	7.94	33	6.9	7	1.5	75t	24/173	106.5
Woodside	3	1	7	33.3	2.33	0	0.0	0	0.0	7	0/0	42.4
Kern	1	0	0	0.0	0.00	0	0.0	0	0.0	---	0/0	39.6
Humphries	0	0	0	---	---	0	---	0	---	---	1/0	---
Team	485	316	3826	65.2	7.89	33	6.8	7	1.4	75t	25/173	105.9
Opponents	630	423	4593	67.1	7.29	36	5.7	15	2.4	75t	19/154	97.5

Rushing	No.	Yds	Avg	Long	TD
Henry	378	2027	5.4	94t	17
Tannehill	43	266	6.2	45t	7
McNichols	47	204	4.3	20	1
Foreman	22	95	4.3	15	0
D. Evans	14	54	3.9	9	0
Batson	4	20	5.0	11	0
Woodside	7	10	1.4	18	0
Perry	2	9	4.5	6	0
Hooker	1	4	4.0	4	0
J. Smith	2	4	2.0	3	1
Humphries	0	0	---	---	0
Raymond	1	-3	-3.0	-3	0
Team	521	2690	5.2	94t	26
Opponents	427	1933	4.5	59	18

Receiving	No.	Yds	Avg	Long	TD
A. Brown	70	1075	15.4	73t	11
C. Davis	65	984	15.1	75t	5
J. Smith	41	448	10.9	63	8
Firkser	39	387	9.9	45	1
Humphries	23	228	9.9	23	2
Henry	19	114	6.0	53	0
Batson	12	100	8.3	18	1
McNichols	12	55	4.6	9	0
Raymond	9	187	20.8	61	0
Swaim	9	83	9.2	16	1
Pruitt	5	49	9.8	22t	2
Blasingame	4	39	9.8	16	0
Westbrook	3	33	11.0	19	0
D. Evans	2	27	13.5	24	1
Hollister	1	12	12.0	12	0
Foreman	1	5	5.0	5t	1
Tannehill	1	0	0.0	0	0
Team	316	3826	12.1	75t	33
Opponents	423	4593	10.9	75t	36

Interceptions	No.	Yds	Avg	Long	TD
Butler	4	111	27.8	68	0
Hooker	4	11	2.8	6	0
Fulton	1	44	44.0	44	0
Cruikshank	1	13	13.0	13	0
Joseph	1	5	5.0	5	0
Borders	1	0	0.0	0	0
J. Brown	1	0	0.0	0	0
Byard	1	0	0.0	0	0
Landry	1	0	0.0	0	0
T. Smith	0	5	---	5	0
Team	15	189	12.6	68	0
Opponents	7	81	11.6	25	0

Punting	No.	Yds	Avg	Net	TB	In	Lg	B
Kern	37	1695	45.8	41.5	3	22	66	0
Allen	8	404	50.5	40.0	1	0	65	0
Daniel	4	157	39.3	30.0	0	0	52	1
Team	50	2256	45.1	40.1	4	22	66	1
Opponents	45	2147	47.7	41.8	3	19	71	0

Punt Returns	Ret	FC	Yds	Avg	Long	TD
Raymond	23	11	208	9.0	40	0
Batson	0	1	0	---	---	0
Team	23	12	208	9.0	40	0
Opponents	20	13	171	8.6	57	0

Kickoff Returns	No.	Yds	Avg	Long	TD
Raymond	15	275	18.3	30	0
Batson	11	231	21.0	35	0
D. Evans	9	206	22.9	31	0
Blasingame	1	11	11.0	11	0
A. Brown	1	42	42.0	42t	1
Kalu	1	2	2.0	2	0
Team	38	767	20.2	42t	1
Opponents	37	823	22.2	49	0

Field Goals	1-19	20-29	30-39	40-49	50+
Gostkowski	0/0	2/3	4/5	5/10	7/8
Sloman	0/0	0/0	1/1	1/1	0/0
Team	0/0	2/3	5/6	6/11	7/8
Opponents	0/0	7/7	6/6	5/6	3/4

Gostkowski: (47N,44B,42N,25G) (51G,49G) (39G,31G,30G,51G,54G,55G) () (27B,37N) (51G,45N) (53N) (40G) (50G,44N) (40G,40G,22G) (49G) () (53G) (38G) () ()
 Sloman: () () () () () () () () () () () () (47G,37G)
TM: (47N,44B,42N,25G) (51G,49G) (39G,31G,30G,51G,54G,55G) () (27B,37N) (51G,45N) (53N) (40G) (50G,44N) (40G,40G,22G) (49G) () (53G) (38G) () (47G,37G)
OPP: () (35G) (41G,49N) (43G) (38G) (38G,30G) (33G) (22G) (24G,43G) (30G,27G,29G) () (27G,43G) (53B,53G) (53G) () (24G,43G,28G,51G)

GAME PREVIEW

TEAM NOTES

PLAYER NOTES

MEDIA

STATISTICS

ROSTERS

2020 TENNESSEE TITANS REGULAR SEASON DEFENSIVE STATISTICS

PLAYER	TACKLES			SACKS		QB		INTERCEPTIONS				FUMBLES			
	Tot	Solo	Asst	Sk	Yds	QB	TFL	No	Yds	Lg	TD	PD	FF	FR	Yds
Byard, Kevin	111	79	32	0.0	0.0	2	1	1	0	0	0	7	1	0	0
Butler, Malcolm	100	86	14	0.0	0.0	0	1	4	111	68	0	14	0	0	0
Evans, Rashaan	96	60	36	0.5	0.5	6	1	0	0	0	0	5	0	1	25
Vaccaro, Kenny	83	62	21	1.0	4.0	4	6	0	0	0	0	5	0	1	53
Brown, Jayon	76	45	31	1.0	6.0	4	5	1	0	0	0	8	2	0	0
Landry III, Harold	69	46	23	5.5	45.5	29	10	1	0	0	0	5	0	0	0
Long Jr., David	50	28	22	0.0	0.0	1	2	0	0	0	0	2	0	0	0
Jones, DaQuan	49	29	20	2.0	13.0	10	6	0	0	0	0	0	1	0	0
Simmons, Jeffery	49	24	25	3.0	24.0	19	3	0	0	0	0	5	1	3	0
Hooker, Amani	44	30	14	0.0	0.0	0	1	4	11	6	0	8	0	0	0
King II, Desmond	30	21	9	1.0	2.0	3	2	0	0	0	0	2	0	1	63t
Joseph, Johnathan	29	25	4	0.0	0.0	0	2	1	5	5	0	5	1	0	0
Crawford, Jack	28	20	8	2.0	28.0	9	3	0	0	0	0	0	1	0	0
Borders, Breon	27	22	5	0.0	0.0	0	1	1	0	0	0	6	0	0	0
Jackson, Chris	21	12	9	0.0	0.0	0	1	0	0	0	0	1	0	0	0
Clowney, Jadeveon	19	14	5	0.0	0.0	10	4	0	0	0	0	4	1	0	0
Fulton, Kristian	16	14	2	1.0	7.0	1	1	1	44	44	0	1	0	0	0
Smith, Tye	14	10	4	0.0	0.0	0	1	0	5	5	0	1	0	0	0
Compton, Will	14	8	6	0.0	0.0	0	0	0	0	0	0	0	0	1	0
Jackson, Adoree'	12	9	3	0.0	0.0	0	0	0	0	0	0	0	0	0	0
Dickerson, Matt	10	4	6	0.0	0.0	1	0	0	0	0	0	0	0	0	0
Kalu, Joshua	8	7	1	0.0	0.0	0	0	0	0	0	0	0	1	0	0
Roberson, Derick	6	4	2	0.0	0.0	4	0	0	0	0	0	1	1	0	0
Orr, Kareem	5	5	0	0.0	0.0	0	0	0	0	0	0	0	0	0	0
Skipper, Tuzar	5	4	1	0.0	0.0	0	0	0	0	0	0	0	0	0	0
Tart, Teair	5	2	3	0.0	0.0	2	1	0	0	0	0	1	0	0	0
Murchison, Larrell	5	1	4	0.0	0.0	0	1	0	0	0	0	0	0	0	0
Beasley Jr., Vic	3	2	1	0.0	0.0	0	1	0	0	0	0	0	1	0	0
Reed, Brooks	3	2	1	1.0	7.0	1	1	0	0	0	0	0	0	0	0
Correa, Kamalei	2	1	1	0.0	0.0	2	0	0	0	0	0	0	0	0	0
Mack, Isaiah	2	1	1	0.0	0.0	1	0	0	0	0	0	0	0	0	0
Dzubnar, Nick	1	1	0	0.0	0.0	0	0	0	0	0	0	0	0	0	0
Ray, Wyatt	1	1	0	1.0	17.0	1	1	0	0	0	0	0	0	0	0
Bates, Daren	0	0	0	0.0	0.0	0	0	0	0	0	0	0	0	0	0
Cruikshank, Dane	0	0	0	0.0	0.0	0	0	1	13	13	0	1	0	0	0
Mabin, Greg	0	0	0	0.0	0.0	0	0	0	0	0	0	0	0	0	0
Milton, Chris	0	0	0	0.0	0.0	0	0	0	0	0	0	0	0	0	0
Total	993	679	314	19.0	154.0	110	56	15	189	68	0	82	11	7	63t

TITANS SPECIAL TEAMS STATISTICS

PLAYER	TACKLES			FUMBLES		BLOCKS		
	Tot	Solo	Asst	FF	FR	PAT	FG	PUNT
Dzubnar, Nick	13	6	7	0	0	0	0	0
Bates, Daren	8	6	2	0	0	0	0	0
Kalu, Joshua	8	5	3	0	0	0	0	0
Hooker, Amani	7	5	2	0	0	0	0	0
Long Jr., David	4	2	2	1	0	0	0	0
Compton, Will	4	1	3	0	0	0	0	0
Milton, Chris	3	3	0	0	0	0	0	0
Blasingame, Khari	3	2	1	0	0	0	0	0
Jackson, Chris	3	2	1	0	0	0	0	0
Perry, Senorise	3	2	1	0	0	0	0	0
Roberson, Derick	3	1	2	0	0	0	0	0
Westbrook-Ikhine, Nick	2	2	0	0	0	0	0	0
Orr, Kareem	2	0	2	0	1	0	0	0
Douglas, Jamil	1	1	0	0	0	0	0	0
Evans, Darrynton	1	1	0	0	0	0	0	0
Gostkowski, Stephen	1	1	0	0	0	0	0	0
Ray, Wyatt	1	1	0	0	0	0	0	0
Reed, Brooks	1	1	0	0	0	0	0	0
Smith, Tye	1	1	0	0	0	0	0	0
Cruikshank, Dane	1	0	1	0	0	0	0	0
Raymond, Kalif	1	0	1	0	0	0	0	0
Swaim, Geoff	1	0	1	0	0	0	0	0
Jones, DaQuan	0	0	0	0	0	0	1	0
TEAM TOTALS:	72	43	29	1	1	0	1	0

MISCELLANEOUS STATISTICS

PLAYER	TACKLES			FUMBLES	
	Tot	Solo	Asst	FF	FR
Brown, A.J.	1	1	0	0	0
Davis, Corey	1	1	0	0	0
Firkser, Anthony	1	1	0	0	0
Jones, Ben	1	1	0	0	0
Raymond, Kalif	1	1	0	0	0
Smith, Jonnu	1	1	0	0	0
Sambrailo, Ty	1	0	1	0	0
Westbrook-Ikhine, Nick	1	0	1	0	1
Batson, Cameron	0	0	0	0	1
Henry, Derrick	0	0	0	0	1
Kelly, Dennis	0	0	0	0	1
Kern, Brett	0	0	0	0	1
Pruitt, MyCole	0	0	0	0	1
Tannehill, Ryan	0	0	0	0	3
TEAM TOTALS:	8	6	2	0	9

Legend:

- Tot Total Tackles
- Solo Unassisted Tackles
- Asst. Assisted Tackles
- Sk Quarterback Sacks
- Yds Yards Lost on Sack
- QB Quarterback Pressure
- TFL Tackle for Loss
- Int Interceptions
- Yds Interception Return Yards
- TD Interceptions Return Touchdowns
- PD Passes Defensed
- FF Forced Fumble
- FR Fumble Recoveries
- Yds Yards on Fumble Returns

GAME PREVIEW

TEAM NOTES

PLAYER NOTES

MEDIA

STATISTICS

ROSTERS

2020 BALTIMORE RAVENS REGULAR SEASON STATISTICS



WON 11, LOST 5

09/13	W 38-6	Cleveland	
09/20	W 33-16	at Houston	
09/28	L 20-34	Kansas City	
10/04	W 31-17	at Washington	
10/11	W 27-3	Cincinnati	
10/18	W 30-28	at Philadelphia	
11/01	L 24-28	Pittsburgh	4,345
11/08	W 24-10	at Indianapolis	12,200
11/15	L 17-23	at New England	
11/22	L 24-30 OT	Tennessee	
12/02	L 14-19	at Pittsburgh	
12/08	W 34-17	Dallas	
12/14	W 47-42	at Cleveland	11,974
12/20	W 40-14	Jacksonville	
12/27	W 27-13	N.Y. Giants	
01/03	W 38-3	at Cincinnati	10,499

	Balt.	Opp.
TOTAL FIRST DOWNS	327	347
Rushing	166	96
Passing	142	213
Penalty	19	38
3rd Down: Made/Att	101/207	65/191
3rd Down Pct.	48.8	34.0
4th Down: Made/Att	12/19	16/35
4th Down Pct.	63.2	45.7
POSSESSION AVG.	31:21	28:39
TOTAL NET YARDS	5810	5276
Avg. Per Game	363.1	329.8
Total Plays	993	1017
Avg. Per Play	5.9	5.2
NET YARDS RUSHING	3071	1740
Avg. Per Game	191.9	108.8
Total Rushes	555	382
NET YARDS PASSING	2739	3536
Avg. Per Game	171.2	221.0
Sacked/Yards Lost	32/180	39/272
Gross Yards	2919	3808
Att./Completions	406/257	596/380
Completion Pct.	63.3	63.8
Had Intercepted	11	10
PUNTS/AVERAGE	53/44.7	61/46.5
NET PUNTING AVG.	53/42.3	61/40.6
PENALTIES/YARDS	104/961	77/646
FUMBLES/BALL LOST	25/7	33/12
TOUCHDOWNS	55	37
Rushing	24	12
Passing	27	22
Returns	4	3

* SCORE BY PERIODS	Q1	Q2	Q3	Q4	OT	PTS
TEAM	118	147	99	104	0	468
OPPONENTS	49	86	49	113	6	303

* SCORING	TD-Ru	Pa	Rt	K-PAT	FG	S	PTS
Tucker	0	0	0	52/53	26/29	0	130
Dobbins	9	9	0	0	0	0	58
M. Brown	8	0	8	0	0	0	48
Andrews	7	0	7	0	0	0	42
Jackson	7	7	0	0	0	0	42
Edwards	6	6	0	0	0	0	36
Boykin	4	0	4	0	0	0	24
Snead	3	0	3	0	0	0	18
Boyle	2	0	2	0	0	0	12
Bryant	2	0	2	0	0	0	12
Ingram	2	2	0	0	0	0	12
Clark	1	0	0	1	0	0	6
Desir LG	1	0	0	1	0	0	6
Duvernay	1	0	0	1	0	0	6
Fort	1	0	0	1	0	0	6
Queen	1	0	0	1	0	0	6
Ricard	1	0	1	0	0	0	6
Humphrey	0	0	0	0	0	1	2
Judon	0	0	0	0	0	1	2
TEAM	55	24	27	4	52/53	26/29	2 468
OPPONENTS	37	12	22	3	25/30	16/24	0 303

2-Pt Conv: Dobbins 2, TM 2-2, OPP 4-6

SACKS: Ngakoue LG 8, Ngakoue TM 3, Judon 6, Campbell 4, McPhee 3, Queen 3, Ward 3, Board 2.5, Elliott 2.5, Humphrey 2.5, Bowser 2, Ferguson 2, Clark 1.5, Madubiuke 1, Peters 1, J. Smith 1, Wolfe 1, TM 39, OPP 32

FUM/LOST: Jackson 10/4, Skura 4/0, Andrews 2/0, Dobbins 2/0, Clark 1/0, Edwards 1/1, Griffin III 1/1, Mekari 1/0, Peters 1/0, Ricard 1/1, Snead 1/0

* RUSHING	No.	Yds	Avg	Long	TD
Jackson	159	1005	6.3	50t	7
Dobbins	134	805	6.0	72t	9
Edwards	144	723	5.0	36	6
Ingram	72	299	4.2	30t	2
Duvernay	4	70	17.5	42	0
Griffin III	12	69	5.8	39	0
Hill	12	60	5.0	19	0
Huntley	10	23	2.3	19	0
McSorley	5	17	3.4	9	0
M. Brown	1	1	1.0	1	0
Skura	1	0	0.0	0	0
Ricard	1	-1	-1.0	-1	0
TEAM	555	3071	5.5	72t	24
OPPONENTS	382	1740	4.6	74	12

* RECEIVING	No.	Yds	Avg	Long	TD
M. Brown	58	769	13.3	70t	8
Andrews	58	701	12.1	39	7
Snead	33	432	13.1	34	3
Duvernay	20	201	10.1	39	0
Boykin	19	266	14.0	43t	4
Dobbins	18	120	6.7	19	0
Boyle	14	113	8.1	21	2
Edwards	9	129	14.3	34	0
Ricard	9	45	5.0	11	1
Ingram	6	50	8.3	18	0
Bryant	6	47	7.8	16	2
Hill	5	20	4.0	8	0
Proche	1	14	14.0	14	0
Willson TM	1	12	12.0	12	0
TEAM	257	2919	11.4	70t	27
OPPONENTS	380	3808	10.0	50	22

* INTERCEPTIONS	No.	Yds	Avg	Long	TD
Peters	4	17	4.3	12	0
Desir LG	3	58	19.3	35t	1
Bowser	3	53	17.7	25	0
Humphrey	1	8	8.0	8	0
Clark	1	0	0.0	0	0
Queen	1	0	0.0	0	0
TEAM	10	78	7.8	25	0
OPPONENTS	11	58	5.3	33t	2

* PUNTING	No.	Yds	Avg	Net	TB	In	Lg	B
Koch	51	2268	44.5	42.5	1	22	59	0
Townsend LG	2	100	50.0	37.0	0	0	55	0
Townsend TM	2	100	50.0	37.0	0	0	55	0
TEAM	53	2368	44.7	42.3	1	22	59	0
OPPONENTS	61	2838	46.5	40.6	6	14	72	0

* PUNT RETURNS	Ret	FC	Yds	Avg	Long	TD
Proche	23	16	198	8.6	20	0
Duvernay	4	2	46	11.5	19	0
TEAM	27	18	244	9.0	20	0
OPPONENTS	19	20	108	5.7	28	0

* KICKOFF RETURNS	No.	Yds	Avg	Long	TD
Duvernay	21	578	27.5	93t	1
M. Brown	1	30	30.0	30	0
Snead	1	5	5.0	5	0
TEAM	23	613	26.7	93t	1
OPPONENTS	30	634	21.1	66	0

* FIELD GOALS	1-19	20-29	30-39	40-49	50+
Tucker	0/0	8/8	6/7	9/9	3/5
TEAM	0/0	8/8	6/7	9/9	3/5
OPPONENTS	0/0	4/4	5/6	7/10	0/4

* PASSING	Att	Cmp	Yds	Cmp%	Yds/Att	TD	TD%	Int	Int%	Long	Sack/Lost	Rating
Jackson	376	242	2757	64.4	7.33	26	6.9	9	2.4	47	29/160	99.3
Griffin III	14	8	42	57.1	3.00	0	0.0	2	14.3	9	3/20	22.6
McSorley	10	3	90	30.0	9.00	1	10.0	0	0.0	70t	0/0	97.9
Huntley	5	3	15	60.0	3.00	0	0.0	0	0.0	8	0/0	64.6
Koch	1	1	15	100.0	15.00	0	0.0	0	0.0	15	0/0	118.8
TEAM	406	257	2919	63.3	7.19	27	6.7	11	2.7	70t	32/180	95.7
OPPONENTS	596	380	3808	63.8	6.39	22	3.7	10	1.7	50	39/272	87.2

GAME PREVIEW

TEAM NOTES

PLAYER NOTES

MEDIA

STATISTICS

ROSTERS

REGULAR SEASON: THE LAST TIME THE TENNESSEE TITANS ...

GAMES WON

WON BY SCORING IN THE LAST TWO MINUTES OF REGULATION

By Titans—Sam Sloman 37-yard FG (0:00 remaining) at Houston, 1/3/21 (W)
By Opponents—Stephen Hauschka 46-yard field goal (0:00 remaining), at Buffalo, 10/7/18 (L)

WON OVERTIME GAME

By Titans—Tennessee 30, at Baltimore 24, 11/22/20 (W)
By Opponents—vs. Arizona 37, Tennessee 34, 12/15/13 (L)

WON BY 20 OR MORE POINTS

By Titans—at Tennessee 46, Detroit 25, 12/20/20 (W)
By Opponents—Tennessee 14, at Green Bay 40, 12/27/20 (L)

WON BY SHUTOUT

By Titans—Tennessee 17, at New York Giants 0, 12/16/18 (W)
By Opponents—at Denver 16, Tennessee 0, 10/13/19 (L)

TEAM SCORING

SCORED 50 POINTS

By Titans—*Never in Titans era (since 1999)*
By Oilers—Houston 58, vs. Cleveland 14, 12/9/90 (W)
By Opponents—at Houston 57, Tennessee 14, 10/1/17 (L)

SCORED 40 POINTS

By Titans—at Houston 38, Tennessee 41, 1/3/21 (W)
By Opponents—Tennessee 14, at Green Bay 40, 12/27/20 (L)

SCORED 20 POINTS IN A QUARTER

By Titans—22 points in fourth quarter, vs. Detroit, 12/20/20 (W)
By Opponents—28 points in second quarter, vs. Cleveland, 12/6/20 (L)

SCORED 30 POINTS IN A HALF

By Titans—35 points in first half, at Indianapolis, 11/29/20 (W)
By Opponents—38 points in first half, vs. Cleveland, 12/6/20 (L)

SCORED TOUCHDOWNS ON OFFENSE, DEFENSE AND SPECIAL TEAMS

By Titans—One rushing, two interception returns, two punt returns, vs. Jacksonville, 12/30/12 (W)
By Opponents—Four passing, one interception return, two punt returns, at Oakland, 9/29/02 (L)

SCORED A TOUCHDOWN ON FIRST OFFENSIVE POSSESSION

By Titans—Derrick Henry 3-yard run, vs. Detroit, 12/20/20 (W)
By Opponents—Davante Adams 5-yard reception, at Green Bay, 12/27/20 (L)

TEAM YARDAGE TOTALS

500 TOTAL NET YARDS

By Titans—vs. Houston (607 yards), 10/18/20 (W)
By Opponents—vs. Kansas City (530 yards), 11/10/19 (W)

400 TOTAL NET YARDS

By Titans—at Houston (492 yards), 1/3/21 (W)
By Opponents—at Houston (457 yards), 1/3/21 (W)

TEAM DEFENSE

HELD OPPONENT WITHOUT A TOUCHDOWN

By Titans—Tennessee 17, at New York Giants 0, 12/16/18 (W)
By Opponents—at Denver 16, Tennessee 0, 10/13/19 (L)

HELD OPPONENT TO 200 OR FEWER NET YARDS OF OFFENSE

By Titans—at Miami (178 net yards), 10/8/17 (L)
By Opponents—vs. Baltimore (106 net yards), 10/14/18 (L)

HELD OPPONENT TO 50 OR FEWER YARDS RUSHING

By Titans—vs. L.A. Chargers (39 yards), 10/20/19 (W)
By Opponents—at Denver (39 yards), 10/13/19 (L)

HELD OPPONENT TO 100 OR FEWER NET YARDS PASSING

By Titans—at Miami (78 net yards), 10/8/17 (L)
By Opponents—vs. Baltimore (51 net yards), 10/14/18 (L)

SEVEN OR MORE SACKS BY TEAM

By Titans—at Arizona (8 sacks), 12/10/17 (L)
By Opponents—at Denver (7 sacks), 10/13/19 (L)

SIX OR MORE SACKS BY TEAM

By Titans—at Arizona (8 sacks), 12/10/17 (L)
By Opponents—at Indianapolis (6 sacks), 12/1/19 (W)

FIVE OR MORE SACKS BY TEAM

By Titans—at Atlanta (5 sacks), 9/29/19 (W)
By Opponents—vs. New Orleans (5 sacks), 12/22/19 (L)

FORCED FIVE OR MORE OPPONENT TURNOVERS

By Titans—vs. N.Y. Jets (4 interceptions, 1 fumble), 12/17/12 (W)
By Opponents—at Houston (4 interceptions, 1 fumble), 10/1/17 (L)

FORCED FOUR OR MORE OPPONENT TURNOVERS

By Titans—vs. Tampa Bay (2 interceptions, 2 fumbles), 10/27/19 (W)
By Opponents—at Pittsburgh (4 interceptions), 11/16/17 (L)

SPECIAL TEAMS

KICKOFF RETURNED FOR TOUCHDOWN

By Titans—A.J. Brown (42 yards) at Indianapolis, 11/29/20 (W)
By Opponents—Jakeem Grant (102 yards) at Miami, 9/9/18 (L)

OPENING KICKOFF RETURNED FOR TOUCHDOWN

By Titans—Derrick Mason (101 yards) at Cincinnati, 11/18/01 (W)
By Opponents—Josh Huff (107 yards) at Philadelphia, 11/23/14 (L)

PUNT RETURNED FOR TOUCHDOWN

By Titans—Darius Reynaud (twice—69 yards and 81 yards) vs. Jacksonville, 12/30/12 (W)
By Opponents—Jakeem Grant (74 yards) at Miami, 10/9/16 (W)

FIELD GOAL BLOCKED

By Titans—DaQuan Jones at Jacksonville (Aldrick Rosas), 12/13/20 (W)
By Opponents—Justin Reid, vs. Houston (Stephen Gostkowski), 10/18/20 (W)

FIELD GOAL BLOCKED, RETURNED FOR TD

By Titans—Tye Smith (63 yards) at Indianapolis (Adam Vinatieri's FG blocked by Dane Cruikshank), 12/1/19 (W)
By Opponents—Rob Morris (68 yards) at Indianapolis (Gary Anderson's FG blocked by Montae Reagor), 12/5/04 (L)

PUNT BLOCKED

By Titans—Tim Shaw vs. Pittsburgh (Drew Butler), 10/11/12 (W)
By Opponents—E.J. Speed, vs. Indianapolis (Trevor Daniel), 11/12/20 (L)

PUNT BLOCKED AND RETURNED FOR TD

By Titans—Jason McCourty vs. Indianapolis (Pat McAfee's punt blocked by Patrick Bailey and recovered in end zone by McCourty), 10/30/11 (W)
By Opponents—T.J. Carrie (6 yards), vs. Indianapolis (Trevor Daniel's punt blocked by E.J. Speed), 11/12/20 (L)

FIVE FIELD GOALS

By Titans—Stephen Gostkowski (6) at Minnesota, 9/27/20 (W)
By Opponents—Jason Myers (5), vs. New York Jets, 12/2/18 (W)

FOUR FIELD GOALS

By Titans—Stephen Gostkowski (6) at Minnesota, 9/27/20 (W)
By Opponents—Ka'imi Fairbairn, at Houston, 1/3/21 (W)

THREE FIELD GOALS

By Titans—Stephen Gostkowski (3) at Baltimore, 11/22/20 (W)
By Opponents—Ka'imi Fairbairn (4), at Houston, 1/3/21 (W)

REGULAR SEASON: THE LAST TIME THE TENNESSEE TITANS ...

SUCCESSFUL ONSIDE KICK

By Titans—Rob Bironas kicks and Daimion Stafford recovers, vs. Arizona, 12/15/13 (L)

By Opponents—Connor Barth kicks and Adrian Amos recovers, at Chicago, 11/27/16 (W)

MISSED PAT

By Titans—Stephen Gostkowski vs. Jacksonville, 9/20/20 (W)

By Opponents—Ka'imi Fairbairn, at Houston, 1/3/21 (W)

TWO-POINT CONVERSIONS**TWO-POINT CONVERSION MADE**

By Titans—Derrick Henry (run) vs. Detroit, 12/20/20 (W)

By Opponents—J.K. Dobbins (pass from Lamar Jackson), at Baltimore, 11/22/20 (W)

TWO-POINT CONVERSION FAILED

By Titans—vs. Cleveland (run failed), 12/6/20 (L)

By Opponents—at Houston (pass failed), 1/3/21 (W)

INDIVIDUAL OFFENSIVE PERFORMANCES**INDIVIDUAL WITH 200 SCRIMMAGE YARDS**

By Titans—Derrick Henry (250 yards) at Houston, 1/3/21 (W)

By Opponents—Todd Gurley (276 yards), vs. Los Angeles Rams, 12/24/17 (L)

RUSHING TOUCHDOWN AND RECEIVING TOUCHDOWN

By Titans—Derrick Henry (1 rushing, 1 receiving) at Carolina, 11/3/19 (L)

By Opponents—Nyheim Hines (1 rushing, 1 receiving), vs. Indianapolis, 11/12/20 (L)

RUSHING TOUCHDOWN AND PASSING TOUCHDOWN

By Titans—Ryan Tannehill (1 passing, 2 rushing) at Houston, 1/3/21 (W)

By Opponents—Deshaun Watson (2 passing, 1 rushing), at Houston, 11/26/18 (L)

INDIVIDUAL RUSHING**200 YARDS RUSHING**

By Titans—Derrick Henry (250 yards) at Houston, 1/3/21 (W)

By Opponents—Le'Veon Bell (204 yards) vs. Pittsburgh, 11/17/14 (L)

150 YARDS RUSHING

By Titans—Derrick Henry (250 yards) at Houston, 1/3/21 (W)

By Opponents—Dalvin Cook (181 yards), at Minnesota, 9/27/20 (W)

100 YARDS RUSHING

By Titans—Derrick Henry (250 yards) at Houston, 1/3/21 (W)

By Opponents—AJ Dillon (124 yards), at Green Bay, 12/27/20 (L)

CONSECUTIVE 100-YARD RUSHING GAMES

By Titans—Derrick Henry at Jacksonville (215 yards), 12/13/20 (W); vs. Detroit (147), 12/20/20 (W)

30 OR MORE CARRIES

By Titans—Derrick Henry (34 att) at Houston, 1/3/21 (W)

By Opponents—Melvin Gordon (32 carries) at San Diego, 11/6/16 (L)

RUSHING PLAY OF 80 OR MORE YARDS

By Titans—Derrick Henry (94 yards) vs. Houston, 10/18/20 (W)

By Opponents—Lamar Miller (97 yards), at Houston, 11/26/18 (L)

RUSHING PLAY OF 50 OR MORE YARDS

By Titans—Derrick Henry (52 yards) at Houston, 1/3/21 (W)

By Opponents—Aaron Jones (59 yards), at Green Bay, 12/27/20 (L)

THREE TOUCHDOWNS RUSHING

By Titans—Derrick Henry (3) at Indianapolis, 11/29/20 (W)

By Opponents—Corey Dillon (4) at Cincinnati, 12/4/97 (L)

TWO TOUCHDOWNS RUSHING

By Titans—Ryan Tannehill (2) and Derrick Henry (2) at Houston, 1/3/21 (W)

By Opponents—AJ Dillon (2), at Green Bay, 12/27/20 (L)

INDIVIDUAL PASSING**400 YARDS PASSING**

By Titans—Ryan Fitzpatrick (402 yards) vs. Arizona, 12/15/13 (L)

By Opponents—Patrick Mahomes (446 yards), vs. Kansas City, 11/10/19 (W)

300 YARDS PASSING

By Titans—Ryan Tannehill (389 yards) vs. Cleveland, 12/6/20 (L)

By Opponents—Deshaun Watson (365 yards), at Houston, 1/3/21 (W)

CONSECUTIVE 300-YARD PASSING GAMES

By Titans—Matt Hasselbeck vs. Baltimore (358 yards), 9/18/11 (W), vs. Denver (311 yards), 9/25/11 (W)

FIVE TOUCHDOWN PASSES

By Titans—Steve McNair vs. Jacksonville, 12/26/99 (W)

By Opponents—Blake Bortles vs. Jacksonville, 12/6/15 (W)

FOUR TOUCHDOWN PASSES

By Titans—Ryan Tannehill vs. Houston, 10/18/20 (W)

By Opponents—Aaron Rodgers, at Green Bay, 12/27/20 (L)

50 OR MORE PASS ATTEMPTS

By Titans—Zach Mettenberger (51 att) vs. Houston, 12/27/15 (L)

By Opponents—Nick Foles (52 att), vs. Chicago, 11/8/20 (W)

40 OR MORE PASS ATTEMPTS

By Titans—Ryan Tannehill (45 att) vs. Cleveland, 12/6/20 (L)

By Opponents—Philip Rivers (42 att), at Indianapolis, 11/29/20 (W)

30 OR MORE COMPLETIONS

By Titans—Ryan Tannehill (30 comp) vs. Houston, 10/18/20 (W)

By Opponents—Nick Foles (36 comp), vs. Chicago, 11/8/20 (W)

NO SACKS ALLOWED

By Titans—vs. Buffalo, 10/13/20 (W)

By Opponents—vs. Detroit, 12/20/20 (W)

COMPLETION OF 80 OR MORE YARDS

By Titans—Ryan Tannehill (91 yards) at Oakland, 12/8/19 (W)

By Opponents—Jared Goff (80 yards), vs. Los Angeles Rams, 12/24/17 (L)

COMPLETION OF 50 OR MORE YARDS

By Titans—Ryan Tannehill (52 yards) at Houston, 1/3/21 (W)

By Opponents—Baker Mayfield (75 yards), vs. Cleveland, 12/6/20 (L)

INDIVIDUAL RECEIVING**200 YARDS RECEIVING**

By Titans—Kenny Britt (225 yards) vs. Philadelphia, 10/24/10 (W)

By Opponents—DeAndre Hopkins (238 yards) at Houston, 11/30/14 (L)

150 YARDS RECEIVING

By Titans—A.J. Brown (151 yards) at Houston, 1/3/21 (W)

By Opponents—Brandin Cooks (166 yards), at Houston, 1/3/21 (W)

100 YARDS RECEIVING

By Titans—A.J. Brown (151 yards) at Houston, 1/3/21 (W)

By Opponents—Brandin Cooks (166 yards), at Houston, 1/3/21 (W)

CONSECUTIVE 100-YARD RECEIVING GAMES

By Titans—A.J. Brown at Oakland (153 yards), 12/8/19 (W), vs. Houston (114 yards), 12/15/19 (L)

10 OR MORE RECEPTIONS

By Titans—A.J. Brown (10 rec.) at Houston, 1/3/21 (W)

By Opponents—Brandin Cooks (11 rec.), at Houston, 1/3/21 (W)

RECEPTION OF 80 OR MORE YARDS

By Titans—A.J. Brown (91 yards) at Oakland, 12/8/19 (W)

By Opponents—Todd Gurley (80 yards), vs. Los Angeles Rams, 12/24/17 (L)

REGULAR SEASON: THE LAST TIME THE TENNESSEE TITANS ...

RECEPTION OF 50 OR MORE YARDS

By Titans—A.J. Brown (52 yards) at Houston, 1/3/21 (W)
By Opponents—Donovan Peoples-Jones (75 yards), vs. Cleveland, 12/6/20 (L)

THREE TOUCHDOWN RECEPTIONS

By Titans—Kenny Britt vs. Philadelphia, 10/24/10 (W)
By Opponents—Davante Adams, at Green Bay, 12/27/20 (L)

TWO TOUCHDOWN RECEPTIONS

By Titans—A.J. Brown vs. Houston, 10/18/20 (W)
By Opponents—Brandin Cooks, at Houston, 1/3/21 (W)

COMBINED OFFENSIVE PERFORMANCES BY TEAMMATES

100-YARD RUSHER AND 100-YARD RECEIVER IN A GAME

By Titans—Derrick Henry (250 rush.) and A.J. Brown (151 rec.) at Houston, 1/3/21 (W)
By Opponents—AJ Dillon (124 rush.) and Davante Adams (142 rec.), at Green Bay, 12/27/20 (L)
By One Player (Opponent)—Todd Gurley (118 rush. and 158 receiving), vs. Los Angeles Rams, 12/24/17 (L)

100-YARD RUSHER, 100-YARD RECEIVER AND 300-YARD PASSER IN A GAME

By Titans—Derrick Henry (212 rush.), Anthony Firkser (113 rec.) and Ryan Tannehill (366 pass.) vs. Houston, 10/18/20 (W)

By Opponents—Todd Gurley (118 rush. and 158 rec.) and Jared Goff (301 pass.), vs. Los Angeles Rams, 12/24/17 (L)

300-YARD PASSER AND 100-YARD RECEIVER IN A GAME

By Titans— Ryan Tannehill (389 pass.) and Corey Davis (182 rec.) vs. Cleveland, 12/6/20 (L)
By Opponents—Deshaun Watson (365 pass.), Brandin Cooks (166 rec.), at Houston, 1/3/21 (W)

100-YARD RUSHER AND 300-YARD PASSER IN A GAME

By Titans—Derrick Henry (212 rush.) and Ryan Tannehill (366 pass.) vs. Houston, 10/18/20 (W)
By Opponents— Gardner Minshew II (339 pass.) and James Robinson (102 rush.), vs. Jacksonville, 9/20/20 (W)

TWO 100-YARD RUSHERS IN A GAME

By Titans—Chris Johnson (125 yards) and LenDale White (106 yards) at Detroit, 11/27/08 (W)
By Opponents—Arian Foster (115 yards) and Ben Tate (104 yards) vs. Houston, 10/23/11 (L)

TWO 100-YARD RECEIVERS IN A GAME

By Titans—Justin Hunter (109 yards) and Kendall Wright (103 yards) at Oakland, 11/24/13 (W)
By Opponents—Zach Ertz (112 rec.) and Alshon Jeffery (105 rec.), vs. Philadelphia, 9/30/18 (W)

INDIVIDUAL DEFENSE

INTERCEPTION RETURNED FOR TOUCHDOWN

By Titans—Malcolm Butler (38 yards) at Cleveland, 9/8/19 (W)
By Opponents—Trumaine Johnson (31 yards), vs. New York Jets, 12/2/18 (W)

FUMBLE RETURNED FOR TOUCHDOWN

By Titans—Desmond King II (63 yards) vs. Chicago, 11/8/20 (W)
By Opponents—Yannick Ngakoue (67 yards) vs. Jacksonville, 12/31/17 (W)

SAFETY SCORED

By Titans—Browns quarterback Baker Mayfield sacked in end zone by Cameron Wake, at Cleveland, 9/8/19 (W)
By Opponents—Ryan Tannehill sacked in end zone by Romeo Okwara vs. Detroit, 12/20/20 (W)

THREE INTERCEPTIONS

By Titans—Kevin Byard (3) at Cleveland, 10/22/17 (W)
By Opponents—Glover Quin (3) at Houston, 11/28/10 (L)

TWO INTERCEPTIONS

By Titans—Malcolm Butler (2) vs. Buffalo, 10/13/20 (W)
By Opponents—Reshad Jones at Miami, 9/9/18 (L)

THREE SACKS

By Titans—Jason Jones (3.5) vs. Pittsburgh, 12/21/08 (W)
By Opponents—Jordan Phillips, vs. Buffalo, 10/6/19 (L)

POSTSEASON: THE LAST TIME THE TENNESSEE TITANS ...

GAMES WON (PLAYOFFS)

WON BY SCORING IN THE LAST TWO MINUTES OF REGULATION

By Titans—Gary Anderson 46-yard field goal with 0:29 remaining, at Baltimore, 1/3/04 (W)
By Opponents—Matt Stover 43-yard field goal with 0:53 remaining, vs. Baltimore, 1/10/09 (L)

WON OVERTIME GAME

By Titans—Tennessee 34, vs. Pittsburgh 31, 1/11/03 (W)
By Opponents—at Buffalo 41, Houston 38, 1/3/93 (L)

WON BY 20 OR MORE POINTS

By Titans/Oilers—Never Happened
By Opponents—at New England 35, Tennessee 14, 1/13/18 (L)

WON BY SHUTOUT

By Titans/Oilers—Never Happened
By Opponents—Never Happened

TEAM SCORING (PLAYOFFS)

SCORED 50 POINTS

By Titans/Oilers—Never Happened
By Opponents—at Oakland 56, Houston 7, 12/21/69 (L)

SCORED 40 POINTS

By Titans/Oilers—Never Happened
By Opponents—at Oakland 41, Tennessee 24, 1/19/03 (L)

SCORED 20 POINTS IN A QUARTER

By Titans—Never in Titans era (since 1999)
By Oilers—21 points in second quarter, at Buffalo, 1/3/93 (L)
By Opponents—21 points in second quarter, at New England, 1/13/18 (L)

SCORED 30 POINTS IN A HALF

By Titans/Oilers—Never Happened
By Opponents—35 points in second half, at Buffalo, 1/3/93 (L)

SCORED TOUCHDOWNS ON OFFENSE, DEFENSE AND SPECIAL TEAMS

By Titans/Oilers—Never Happened
By Opponents—Never Happened

SCORED A TOUCHDOWN ON FIRST OFFENSIVE POSSESSION

By Titans—Anthony Firkser 12-yard pass from Ryan Tannehill, at New England, 1/4/20 (W)
By Opponents—Bethel Johnson 41-yard pass from Tom Brady, at New England, 1/10/04 (L)

TEAM YARDAGE TOTALS (PLAYOFFS)

500 TOTAL NET YARDS

By Titans/Oilers—Never Happened
By Opponents—at Baltimore (530 yards), 1/11/20 (W)

400 TOTAL NET YARDS

By Titans—vs. Pittsburgh (430 yards), 1/11/03 (W)
By Opponents—at Kansas City (404 yards), 1/19/20 (L)

POSTSEASON: THE LAST TIME THE TENNESSEE TITANS ...

TEAM DEFENSE (PLAYOFFS)

HELD OPPONENT WITHOUT A TOUCHDOWN

By Titans—Never in Titans era (since 1999)

By Oilers—Houston 10, at San Diego 3, 12/24/61 (W)

By Opponents—at San Diego 17, Tennessee 6, 1/6/08 (L)

HELD OPPONENT TO 200 OR FEWER NET YARDS OF OFFENSE

By Titans—vs. Baltimore (134 net yards), 1/7/01 (L)

By Opponents—vs. Buffalo (194 net yards), 1/8/00 (W)

HELD OPPONENT TO 50 OR FEWER YARDS RUSHING

By Titans—vs. Baltimore (50 yards), 1/10/09 (L)

By Opponents—vs. Kansas City (39 yards), 1/16/94 (L)

HELD OPPONENT TO 100 OR FEWER NET YARDS PASSING

By Titans—vs. Buffalo (97 net yards), 1/8/00 (W)

By Opponents—at Baltimore (83 net yards), 1/11/20 (W)

SEVEN OR MORE SACKS BY TEAM

By Titans/Oilers—Never Happened

By Opponents—at New England (8 sacks), 1/13/18 (L)

SPECIAL TEAMS (PLAYOFFS)

KICKOFF RETURNED FOR TOUCHDOWN

By Titans—Derrick Mason (80 yards) at Jacksonville, 1/23/00 (W)

By Opponents—Never Happened

RETURNED OPENING KICKOFF FOR TOUCHDOWN

By Titans/Oilers—Never Happened

By Opponents—Never Happened

PUNT RETURNED FOR TOUCHDOWN

By Titans/Oilers—Never Happened

By Opponents—Never Happened

FIELD GOAL BLOCKED

By Titans/Oilers—Never Happened

By Opponents—Richard Seymour at New England (Gary Anderson), 1/10/04 (L)

FIELD GOAL BLOCKED, RETURNED FOR TD

By Titans/Oilers—Never Happened

By Opponents—Anthony Mitchell (90 yards) vs. Baltimore (Al Del Greco's FG blocked by Keith Washington), 1/7/01 (L)

PUNT BLOCKED

By Titans—Chris Coleman vs. Baltimore (Kyle Richardson, twice), 1/7/01 (L)

By Opponents—Jerry Olsavsky vs. Pittsburgh (Greg Montgomerly), 12/31/89 (L)

PUNT BLOCKED AND RETURNED FOR TD

By Titans/Oilers—Never Happened

By Opponents—Never Happened

FIVE FIELD GOALS

By Titans/Oilers—Never Happened

By Opponents—Never Happened

FOUR FIELD GOALS

By Titans—Al Del Greco at Indianapolis, 1/16/00 (W)

By Opponents—Gary Anderson (OT) vs. Pittsburgh, 12/31/89 (L)

THREE FIELD GOALS

By Titans—Al Del Greco (4) at Indianapolis, 1/16/00 (W)

By Opponents—Jeff Reed vs. Pittsburgh, 1/11/03 (W)

MISSED PAT (KICK)

By Titans/Oilers—Never Happened

By Opponents—David Treadwell (Wide Left) at Denver, 1/4/92 (L)

TWO-POINT CONVERSIONS (PLAYOFFS)

TWO-POINT CONVERSION MADE

By Titans/Oilers—Never Happened

By Opponents—Plaxico Burress (pass from Hines Ward) vs. Pittsburgh, 1/11/03 (W)

TWO-POINT CONVERSION FAILED

By Titans—at New England (run failed), 1/4/20 (W)

By Opponents—at Baltimore (pass failed), 1/11/20 (W)

INDIVIDUAL OFFENSIVE PERFORMANCES (PLAYOFFS)

INDIVIDUAL WITH 200 SCRIMMAGE YARDS

By Titans—Derrick Henry (202 yards) at Baltimore, 1/11/20 (W)

By Opponents—Never Happened

RUSHING TOUCHDOWN AND RECEIVING TOUCHDOWN

By Titans—Never in Titans era (since 1999)

By Oilers—Allen Pinkett at Cleveland, 12/24/88 (W)

By Opponents—James White at New England, 1/13/18 (L)

RUSHING TOUCHDOWN AND PASSING TOUCHDOWN

By Titans—Ryan Tannehill at Baltimore, 1/11/20 (W)

By Opponents—Patrick Mahomes at Kansas City, 1/19/20 (L)

INDIVIDUAL RUSHING (PLAYOFFS)

200 YARDS RUSHING

By Titans/Oilers—Never Happened

By Opponents—Never Happened

150 YARDS RUSHING

By Titans—Derrick Henry (195 yards) at Baltimore, 1/11/20 (W)

By Opponents—Paul Lowe (165 yards) vs. Los Angeles Chargers, 1/1/61 (W)

100 YARDS RUSHING

By Titans—Derrick Henry (195 yards) at Baltimore, 1/11/20 (W)

By Opponents—Fred Taylor (110 yards) at Jacksonville, 1/23/00 (W)

CONSECUTIVE 100-YARD RUSHING GAMES

By Titans—Derrick Henry at New England (182 yards), 1/4/20 (W), at Baltimore (195 yards), 1/11/20 (W)

30 OR MORE CARRIES

By Titans—Derrick Henry (30) at Baltimore, 1/11/20 (W)

By Opponents—Never Happened

RUSHING PLAY OF 80 OR MORE YARDS

By Titans/Oilers—Never Happened

By Opponents—Never Happened

RUSHING PLAY OF 50 OR MORE YARDS

By Titans—Derrick Henry (66 yards) at Baltimore, 1/11/20 (W)

By Opponents—Never Happened

THREE TOUCHDOWNS RUSHING

By Titans/Oilers—Never Happened

By Opponents—Never Happened

TWO TOUCHDOWNS RUSHING

By Titans—Steve McNair at Oakland, 1/19/03 (L)

By Opponents—Antowain Smith vs. Buffalo, 1/8/00 (W)

INDIVIDUAL PASSING (PLAYOFFS)

400 YARDS PASSING

By Titans/Oilers—Never Happened

By Opponents—Kurt Warner (414 yards) vs. St. Louis, 1/30/00 (L)

300 YARDS PASSING

By Titans—Steve McNair (338 yards) vs. Pittsburgh, 1/11/03 (W)

By Opponents—Lamar Jackson (365 yards), at Baltimore, 1/11/20 (W)

CONSECUTIVE 300-YARD PASSING GAMES

Playoffs:

By Titans/Oilers—Never Happened

POSTSEASON: THE LAST TIME THE TENNESSEE TITANS ...

FIVE TOUCHDOWN PASSES

By Titans/Oilers—Never Happened

By Opponents—Daryle Lamonica (6) at Oakland, 12/21/69 (L)

FOUR TOUCHDOWN PASSES

By Titans—Never in Titans era (since 1999)

By Oilers—Warren Moon at Buffalo, 1/3/93 (L)

By Opponents—Frank Reich at Buffalo, 1/3/93 (L)

50 OR MORE PASS ATTEMPTS

By Titans—Never in Titans era (since 1999)

By Oilers—Warren Moon (50 att) at Buffalo, 1/3/93 (L)

By Opponents—Lamar Jackson (59 att), at Baltimore, 1/11/20 (W)

40 OR MORE PASS ATTEMPTS

By Titans—Kerry Collins (42 att) vs. Baltimore, 1/10/09 (L)

By Opponents—Lamar Jackson (59 att), at Baltimore, 1/11/20 (W)

30 OR MORE COMPLETIONS

By Titans—Never in Titans era (since 1999)

By Oilers—Warren Moon (32 comp) vs. Kansas City, 1/16/94 (L)

By Opponents—Lamar Jackson (31 comp), at Baltimore, 1/11/20 (W)

NO SACKS ALLOWED

By Titans—at Baltimore, 1/3/04 (W)

By Opponents—at New England, 1/4/20 (W)

COMPLETION OF 80 OR MORE YARDS

By Titans/Oilers—Never Happened

By Opponents—Never Happened

COMPLETION OF 50 OR MORE YARDS

By Titans—Never in Titans era (since 1999)

By Oilers—Dan Pastorini (71 yards) at New England, 12/31/78 (L)

By Opponents—Patrick Mahomes (60 yards), at Kansas City, 1/19/20 (L)

INDIVIDUAL RECEIVING (PLAYOFFS)

200 YARDS RECEIVING

By Titans/Oilers—Never Happened

By Opponents—Never Happened

150 YARDS RECEIVING

By Titans/Oilers—Never Happened

By Opponents—Isaac Bruce (162 yards) vs. St. Louis, 1/30/00 (L)

100 YARDS RECEIVING

By Titans—Justin Gage (135 yards) vs. Baltimore, 1/10/09 (L)

By Opponents—Sammy Watkins (114 yards), at Kansas City, 1/19/20 (L)

CONSECUTIVE 100-YARD RECEIVING GAMES

By Titans—Never in Titans era (since 1999)

By Oilers—Ernest Givins at Denver (111 yards), 1/4/92 (L), at Buffalo (117 yards), 1/3/93 (L)

10 OR MORE RECEPTIONS

By Titans—Justin Gage (11 rec.) vs. Baltimore, 1/10/09 (L)

By Opponents—Danny Amendola (11 rec.) at New England, 1/13/18 (L)

RECEPTION OF 80 OR MORE YARDS

By Titans/Oilers—Never Happened

By Opponents—Never Happened

RECEPTION OF 50 OR MORE YARDS

By Titans—Never in Titans era (since 1999)

By Oilers—Ken Burrough (71 yards) at New England, 12/31/78 (L)

By Opponents—Sammy Watkins (60 yards), at Kansas City, 1/19/20 (L)

THREE TOUCHDOWN RECEPTIONS

By Titans/Oilers—Never Happened

By Opponents—Andre Reed at Buffalo, 1/3/93 (L)

TWO TOUCHDOWN RECEPTIONS

By Titans/Oilers—Corey Davis at New England, 1/13/18 (L)

By Opponents—Tyreek Hill, at Kansas City, 1/19/20 (L)

COMBINED OFFENSIVE PERFORMANCES BY TEAMMATES (PLAYOFFS)

100-YARD RUSHER AND 100-YARD RECEIVER IN A GAME

By Titans/Oilers—Never Happened

By Opponents—Lamar Jackson (143 rush.) and Marquis Brown (126 rec.), at Baltimore, 1/11/20 (W)

100-YARD RUSHER, 100-YARD RECEIVER AND 300-YARD PASSER IN A GAME

By Titans/Oilers—Never Happened

By Opponents—Lamar Jackson (143 rush.), Lamar Jackson (365 pass.) and Marquis Brown (126 rec.), at Baltimore, 1/11/20 (W)

300-YARD PASSER AND 100-YARD RECEIVER IN A GAME

By Titans—Steve McNair (338 pass.) and Frank Wycheck (123 rec.) vs. Pittsburgh, 1/11/03 (W)

By Opponents—Lamar Jackson (365 pass.) and Marquis Brown (126 rec.), at Baltimore, 1/11/20 (W)

100-YARD RUSHER AND 300-YARD PASSER IN A GAME

By Titans/Oilers—Never Happened

By Opponents—Lamar Jackson (143 rush. and 365 pass.), at Baltimore, 1/11/20 (W)

TWO 100-YARD RUSHERS IN A GAME

By Titans/Oilers—Never Happened

By Opponents—Hewritt Dixon (144 yards) and Pete Banaszak (116 yards) at Oakland, 12/31/67 (L)

TWO 100-YARD RECEIVERS IN A GAME

By Titans—Never in Titans era (since 1999)

By Oilers—Mike Barber (112 yards) and Ken Burrough (103 yards) at Miami, 12/24/78 (W)

By Opponents—Chris Chambers (121 yards) and Vincent Jackson (114 yards) at San Diego, 1/6/08 (L)

INDIVIDUAL DEFENSE (PLAYOFFS)

INTERCEPTION RETURNED FOR TOUCHDOWN

By Titans—Logan Ryan (9 yards) at New England, 1/4/20 (W)

By Opponents—Will Demps (56 yards), at Baltimore, 1/3/04 (W)

FUMBLE RETURNED FOR TOUCHDOWN

By Titans/Oilers—Never Happened

By Opponents—Never Happened

SAFETY SCORED

By Titans—Josh Evans and Jason Fisk (sacked Mark Brunell), at Jacksonville, 1/23/00 (W)

By Opponents—Dan Pastorini ran out of the End Zone, at Miami, 12/24/78 (W)

THREE INTERCEPTIONS

By Titans—Never in Titans era (since 1999)

By Oilers—Vernon Perry (4*) at San Diego, 12/29/79 (W)

By Opponents—Never Happened

TWO INTERCEPTIONS

By Titans—Never in Titans era (since 1999)

By Oilers—Bubba McDowell vs. N.Y. Jets, 12/29/91 (W)

By Opponents—Johnny Robinson vs. Dallas Texans, 12/23/62 (L)

THREE SACKS

By Titans—Never in Titans era (since 1999)

By Oilers—Andy Dorris vs. Denver, 12/23/79 (W)

By Opponents—Willie McGinest at New England, 1/10/04 (L)

LAST TIME IN A SEASON THE TITANS ...

TEAM OFFENSE

- Ranked 1st in Overall Offense — 1990
- Ranked 1st in Rushing Offense — 1967 (AFL)
- Ranked 1st in Passing Offense — 1992

TEAM DEFENSE

- Ranked 1st in Overall Defense — 2000
- Ranked 1st in Rushing Defense — 2003
- Ranked 1st in Passing Defense — 2000

GAMES WON (REGULAR SEASON)

- 10 Wins — 2020 (11-5)
- 11 Wins — 2020 (11-5)
- 12 Wins — 2008 (13-3)
- 13 Wins — 2008 (13-3)

ADVANCED IN PLAYOFFS

- Wild Card Round — 2020
- Divisional Round — 2019
- Conference Championship — 2019
- Super Bowl — 1999

RUSHING

- 1,000 Yards — Derrick Henry (2,027), 2020
- 1,500 Yards — Derrick Henry (2,027), 2020
- 2,000 Yards — Derrick Henry (2,027), 2020
- 300 Attempts — Derrick Henry (378), 2020
- 400 Attempts — Eddie George (403), 2000
- 10 Touchdowns — Derrick Henry (17), 2020
- 15 Touchdowns — Derrick Henry (17), 2020

PASSING

- 3,000 Yards — Ryan Tannehill (3,819), 2020
- 3,500 Yards — Ryan Tannehill (3,819), 2020
- 4,000 Yards — Warren Moon (4,690), 1991
- 400 Attempts — Ryan Tannehill (481), 2020
- 500 Attempts — Matt Hasselbeck (518), 2011
- 600 Attempts — Warren Moon (655), 1991
- 20 Touchdowns — Ryan Tannehill (33), 2020
- 30 Touchdowns — Ryan Tannehill (33), 2020
- 90.0 Passer Rating — Ryan Tannehill (106.5), 2020
- 100.0 Passer Rating — Ryan Tannehill (106.5), 2020

RECEIVING

- 80 Receptions — Delanie Walker (94), 2015
- 90 Receptions — Delanie Walker (94), 2015
- 100 Receptions — Haywood Jeffires (100), 1991
- 1,000 Yards — A.J. Brown (1,075), 2020
- 1,500 Yards — Charlie Hennigan (1,546), 1964
- 10 Touchdowns — A.J. Brown (11), 2020
- 15 Touchdowns — Bill Groman (17), 1961

SCORING

- 100 Points — Derrick Henry (104), Stephen Gostkowski (100), 2020
- 110 Points — Ryan Succop (136), 2017
- 120 Points — Ryan Succop (136), 2017
- 130 Points — Ryan Succop (136), 2017
- 30 Field Goals — Ryan Succop (35), 2017
- 35 Field Goals — Ryan Succop (35), 2017
- 10 Touchdowns — Derrick Henry (17), 2020
- 15 Touchdowns — Derrick Henry (17), 2020

DEFENSE

- 7 Interceptions — Kevin Byard (8), 2017
- 8 Interceptions — Kevin Byard (8), 2017
- 9 Interceptions — Mike Reinfeldt (12), 1979
- 10 Interceptions — Mike Reinfeldt (12), 1979
- 10 Sacks — Brian Orakpo (10.5), 2016
- 12 Sacks — Jason Babin (12.5), 2010
- 14 Sacks — Jevon Kearse (14.5), 1999
- 150 Tackles — Wesley Woodyard (172), 2017
- 175 Tackles — Keith Bulluck (180), 2002
- 200 Tackles — Gregg Bingham (212), 1980

TITANS RECORDS AT A GLANCE

Team record holders in major statistical categories

SCORING

- Points (Game) — 30 by Billy Cannon (5 TDs) at N.Y. Titans, 12/10/61
- Points (Season) — 136 by Al Del Greco, 1998; by Ryan Succop, 2017
- Points (Career) — 1,060 by Al Del Greco, 1991-00
- Touchdowns (Game) — 5 by Billy Cannon at N.Y. Titans, 12/10/61
- Touchdowns (Season) — 19 by Earl Campbell, 1979
- Touchdowns (Career) — 74 by Eddie George, 1996-03
- Field Goals (Game) — 8 by Rob Bironas at Hou., 10/21/07
- Field Goals (Season) — 36 by Al Del Greco, 1998
- Field Goals (Career) — 246 by Al Del Greco, 1991-00

RUSHING

- Rushing Yards (Game) — 250 by Derrick Henry at Hou., 1/3/21
- Rushing Yards (Season) — 2,027 by Derrick Henry, 2020
- Rushing Yards (Career) — 10,009 by Eddie George, 1996-03
- Rushing Touchdowns (Game) — 4 by Earl Campbell vs. Mia., 11/20/78; Lorenzo White vs. Cle., 12/9/90; Derrick Henry vs. Jax, 12/6/18
- Rushing Touchdowns (Season) — 19 by Earl Campbell, 1979
- Rushing Touchdowns (Career) — 73 by Earl Campbell, 1978-84

PASSING

- Passing Yards (Game) — 527 by Warren Moon at K.C., 12/16/90
- Passing Yards (Season) — 4,690 by Warren Moon, 1991
- Passing Yards (Career) — 33,685 by Warren Moon, 1984-93
- Passing Touchdowns (Game) — 7 by George Blanda vs. N.Y. Titans, 11/19/61
- Passing Touchdowns (Season) — 36 by George Blanda, 1961
- Passing Touchdowns (Career) — 196 by Warren Moon, 1984-93
- Passer Rating (Game) — 158.3 by Chris Chandler at Cin., 9/24/95
- Passer Rating (Season) — 117.5 by Ryan Tannehill, 2019
- Passer Rating (Career) — 90.5 by Marcus Mariota, 2015-19

RECEIVING

- Receptions (Game) — 13 (three times, last by Drew Bennett at Oak., 12/19/04)
- Receptions (Season) — 101 by Charlie Hennigan, 1964
- Receptions (Career) — 542 by Ernest Givins, 1986-94
- Receiving Yards (Game) — 272 by Charlie Hennigan at Bos., 10/13/61
- Receiving Yards (Season) — 1,746 by Charlie Hennigan, 1961
- Receiving Yards (Career) — 7,935 by Ernest Givins, 1986-94
- Receiving Touchdowns (Game) — 3 (17 times, last by Kenny Britt vs. Phi., 10/24/10)
- Receiving Touchdowns (Season) — 17 by Bill Groman, 1961
- Receiving Touchdowns (Career) — 51 by Charlie Hennigan, 1960-66

PUNTING

- Punts (Game) — 11 (twice by Rich Camarillo, last at Pit., 12/3/95)
- Punts (Season) — 96 by Rich Camarillo, 1994
- Punts (Career) — 876 by Brett Kern, 2009-20

PUNT RETURNS

- Punt Return Yards (Game) — 160 by Darius Reynaud vs. Jax., 12/30/12
- Punt Return Average (Season) — 15.4 by Billy Johnson, 1977
- Punt Return Average (Career) — 13.2 by Billy Johnson, 1974-80

KICKOFF RETURNS

- Kickoff Return Yards (Game) — 240 by Bobby Jancik at Oak., 12/22/63
- Kickoff Return Average (Season) — 31.7 by Darius Jennings, 2018
- Kickoff Return Average (Career) — 26.5 by Bobby Jancik, 1962-67

INTERCEPTIONS

- Interceptions (Game) — 3 (nine times, last by Kevin Byard at Cle., 10/22/17)
- Interceptions (Season) — 12 by Freddy Glick, 1963; by Mike Reinfeldt, 1979
- Interceptions (Career) — 45 by Jim Norton, 1960-68

SACKS

- Sacks (Game) — 4 (five times, last by William Fuller vs. Pit., 11/28/93)
- Sacks (Season) — 17 by Elvin Bethea, 1973
- Sacks (Career) — 105 by Elvin Bethea, 1968-83

TENNESSEE TITANS 2020 PARTICIPATION CHART

Player	9/14	9/20	9/27	10/13	10/18	10/25	11/1	11/8	11/12	11/22	11/29	12/6	12/13	12/20	12/27	1/3	Season Totals			
	@Den	Jax	@Min	Buf	Hou	Pit	@Cin	Chi	Ind	@Bal	@Ind	Cle	@Jax	Det	@GB	@Hou	GP	GS	DNP	IA
Adams, Paul	X	X	X	X	X	X	PS	PS	PS	PS	PS	PS	PS	PS	PS	PS	0	0	0	0
Allen, Ryan	X	X	X	X	X	X	X	P	IA	PS	X	X	X	X	X	X	1	0	0	1
Bates, Daren	PS	PS	PS	P	P	P	P	P	P	P	P	P	P	P	P	P	13	0	0	0
Batson, Cameron	PS	P	WR	R/PSC	P	PS	PS	P	P	P	P	P	P	P	P	P	12	1	0	0
Beasley Jr., Vic	IA	IA	P	P	P	P	P	X	X	X	X	X	X	X	X	X	5	0	0	2
Blasingame, Khari	P	FB	P	R/C	FB	P	P	FB	FB	FB	FB	P	P	FB	P	P	15	7	0	0
Borders, Breon	X	X	PS	R/PSC	R/PSC	PS	P	CB	CB	CB	CB	CB	IR	IR	IR	IR	6	5	0	0
Brewer, Aaron	P	DNP	IA	P	DNP	P	DNP	P	P	LG	P	P	P	P	P	P	12	1	3	1
Brinkley, Beau	P	P	P	P	P	P	P	X	X	X	X	X	X	X	X	X	7	0	0	0
Brown, A.J.	WR	IA	IA	P	WR	WR	WR	WR	P	WR	WR	WR	WR	WR	WR	WR	14	12	0	2
Brown, Jayon	ILB	ILB	ILB	ILB	ILB	ILB	ILB	ILB	ILB	ILB	IR	IR	IR	IR	IR	IR	10	10	0	0
Brown, Miles	X	X	X	X	X	X	X	X	PS	PS	PS	PS	PS	PS	PS	PS	0	0	0	0
Butler, Malcolm	CB	CB	CB	CB	CB	CB	CB	CB	CB	CB	CB	CB	CB	CB	CB	CB	16	16	0	0
Byard, Kevin	FS	FS	FS	FS	FS	FS	FS	FS	FS	FS	FS	FS	FS	FS	FS	FS	16	16	0	0
Clowney, Jadeveon	OLB	OLB	OLB	OLB	OLB	OLB	OLB	IA	OLB	IR	IR	IR	IR	IR	IR	IR	8	8	0	1
Compton, Will	P	P	P	P	IA	P	PS	PS	PS	P	ILB	P	P	P	P	P	12	1	0	1
Correa, Kamalei	P	P	P	IA	X	X	X	X	X	X	X	X	X	X	X	X	3	0	0	1
Crawford, Jack	P	DE	DE	DE	P	P	P	DE	P	DE	DE	DE	DE	DE	P	P	16	9	0	0
Cruikshank, Dane	IR	IR	IR	IR	IR	P	IA	P	IR	IR	IR	IR	IR	IR	IR	IR	2	0	0	1
Daniel, Trevor	X	X	X	X	X	X	X	PS	P	P	X	PS	R/PSC	PS	PS	PS	2	0	0	0
Davis II, Jamal	PS	X	X	X	X	X	X	X	X	X	X	X	X	X	X	X	0	0	0	0
Davis, Corey	WR	WR	WR	R/C	R/C	WR	WR	WR	P	P	WR	WR	WR	WR	WR	WR	14	12	0	0
Davis, Nate	RG	RG	RG	RG	RG	RG	RG	RG	RG	RG	RG	RG	RG	RG	RG	RG	16	16	0	0
Davis, Rashard	X	X	X	X	X	X	X	X	X	X	X	X	X	X	PS	PS	0	0	0	0
Dickerson, Matt	P	P	IA	P	IA	IA	IA	IA	IA	P	P	P	P	P	P	P	10	0	0	6
Douglas, Jamil	IA	IA	P	P	P	P	P	P	P	P	P	P	P	P	P	P	14	0	0	2
Dzubnar, Nick	P	P	P	P	P	P	P	P	P	P	P	P	P	P	P	P	16	0	0	0
Evans, Darrynton	IA	IA	P	P	IR	IR	IR	IR	IR	IR	IR	IR	IA	P	P	P	5	0	0	3
Evans, Rashaan	ILB	ILB	ILB	ILB	ILB	ILB	ILB	ILB	ILB	ILB	ILB	ILB	ILB	ILB	ILB	ILB	16	16	0	0
Firkser, Anthony	P	P	P	TE	P	P	P	P	P	P	P	P	P	P	P	P	16	1	0	0
Foreman, D'Onta	X	X	X	PS	PS	PS	P	P	P	P	P	P	IA	IA	IA	IA	6	0	0	4
Fulton, Kristian	P	P	P	IA	CB	CB	IR	IR	IR	IR	IR	IR	IR	IA	IA	P	6	2	0	3
Gostkowski, Stephen	P	P	P	P	P	P	P	P	P	P	P	P	P	P	P	R/C	15	0	0	0
Henry, Derrick	RB	RB	RB	RB	RB	RB	RB	RB	RB	RB	RB	RB	RB	RB	RB	RB	16	16	0	0
Hesse, Parker	X	X	X	X	X	PS	PS	PS	PS	PS	PS	PS	PS	PS	PS	PS	0	0	0	0
Hollister, Cody	P	PS	PS	P	PS	PS	PS	PS	PS	PS	PS	PS	PS	R/PSC	R/PSC	PS	2	0	0	0
Hooker, Amani	P	P	P	P	P	P	P	P	P	SS	P	P	SS	SS	P	P	16	3	0	0
Hudson, Tommy	PS	PS	PS	P/SUS	P/SUS	P/SUS	P/SUS	P/SUS	P/SUS	PS	PS	PS	PS	PS	PS	PS	0	0	0	0
Humphries, Adam	P	P	WR	R/C	P	P	P	IA	IA	IA	IA	P	IR	IR	IR	IR	7	1	0	4
Jackson, Adoree'	IR	IR	IR	IR	IR	IR	IR	IR	IA	IA	IA	IA	IA	P	CB	CB	3	2	0	5
Jackson, Chris	DB	P	IA	CB	IA	P	DB	P	P	P	R/C	R/C	P	P	P	IA	11	3	0	3
Jones, Ben	C	C	C	C	C	C	C	C	C	C	C	C	C	C	C	C	16	16	0	0
Jones, DaQuan	NT	NT	NT	NT	NT	NT	NT	NT	NT	NT	NT	NT	NT	NT	NT	NT	16	16	0	0
Joseph, Johnathan	CB	CB	CB	CB	CB	P	CB	X	X	X	X	X	X	X	X	X	7	6	0	0
Kalu, Joshua	P	P	P	P	P	IA	P	P	P	P	P	P	P	P	P	P	15	0	0	1
Kelly, Dennis	RT	RT	RT	RT	RT	RT	RT	RT	RT	RT	RT	RT	RT	RT	RT	RT	16	16	0	0
Kemp, Brandon	PS	PS	PS	PS	PS	PS	PS	PS	PS	PS	PS	PS	PS	PS	PS	PS	0	0	0	0
Kern, Brett	P	P	P	P	P	P	P	IR	IR	IR	P	P	P	P	P	P	13	0	0	0
King II, Desmond	X	X	X	X	X	X	X	CB	CB	P	CB	P	P	CB	P	CB	9	5	0	0
Kizer, DeShone	X	X	X	X	X	X	X	X	X	X	PS	PS	PS	PS	PS	PS	0	0	0	0
Landry III, Harold	OLB	OLB	OLB	OLB	OLB	OLB	OLB	OLB	OLB	OLB	OLB	OLB	OLB	OLB	OLB	OLB	16	16	0	0
Lewan, Taylor	LT	LT	LT	LT	LT	IR	IR	IR	IR	IR	IR	IR	IR	IR	IR	IR	5	5	0	0
Long Jr., David	P	P	P	P	P	IA	P	P	P	R/C	P	ILB	ILB	ILB	ILB	ILB	14	5	0	1
Mabin, Greg	X	X	PS	PS	PS	X	X	X	PS	DNP	X	X	X	X	X	X	0	0	1	0
Mack, Isaiah	P	IA	P	P	P	P	P	X	X	X	X	X	X	X	X	X	6	0	0	1
McCann, Tucker	PS	PS	PS	PS	PS	PS	PS	PS-I	PS-I	PS-I	PS-I	PS-I	PS-I	PS-I	PS-I	PS-I	0	0	0	0
McKinney, Anthony	R/O	R/O	R/O	R/O	R/O	R/O	R/O	R/O	R/O	R/O	R/O	R/O	R/O	R/O	R/O	R/O	0	0	0	0
McNichols, Jeremy	P	P	P	P	P	P	P	P	P	P	P	P	P	P	P	P	16	0	0	0
Milton, Chris	P	P	P	P	P	P	P	P	PS	P	P	P	P	P	IR	IR	13	0	0	0
Munyer, Daniel	P	P	P	IA	IA	IA	IA	X	PS	PS	PS	PS	PS	IA	PS	PS	3	0	0	5
Murchison, Larrell	IA	P	P	P	P	P	P	P	P	IA	IA	IA	P	IA	IA	P	10	0	0	6
Nelson, Picasso	X	PS	X	X	X	X	X	X	X	X	X	X	X	X	X	X	0	0	0	0
Newhouse, Marshall	X	X	X	X	X	X	X	X	X	X	PS	DNP	P	P	P	P	4	0	1	0
Orchard, Nate	X	X	X	X	X	X	X	X	X	X	X	X	X	PS	PS	PS	0	0	0	0
Orr, Kareem	PS	PS	PS	P	P	PS	P	IA	DNP	IR	IR	IR	P	P	IA	IA	5	0	1	3
Orzech, Matt	X	X	X	X	X	X	X	X	IA	IA	IA	PS	PS	PS	PS	PS	0	0	0	3
Overton, Matt	X	X	X	PS	PS	PS	PS	P	P	P	P	P	P	P	P	P	9	0	0	0
Perry, Seniorise	P	P	IR	IR	IR	IR	IR	IR	IR	P	P	P	P	P	IA	IA	7	0	0	2
Pruitt, MyCole	TE	P	P	R/C	R/C	TE	TE	P	IA	IA	IA	TE	P	P	P	P	11	4	0	3
Quessenberry, David	PS	PS	PS	P	PS	P	P	P	P	P	LT	LT	LT	LT	LT	LT	12	6	0	0

GAME PREVIEW

TEAM NOTES

PLAYER NOTES

MEDIA

STATISTICS

ROSTERS

TENNESSEE TITANS 2020 PARTICIPATION CHART

Player	9/14	9/20	9/27	10/13	10/18	10/25	11/1	11/8	11/12	11/22	11/29	12/6	12/13	12/20	12/27	1/3	Season Totals			
	@Den	Jax	@Min	Buf	Hou	Pit	@Cin	Chi	Ind	@Bal	@Ind	Cle	@Jax	Det	@GB	@Hou	GP	GS	DNP	IA
Ray, Wyatt	PS	PS	PS	PS	PS	PS	PS	P	PS	PS	PS	PS	IA	P	P	OLB	4	1	0	1
Raymond, Kalif	P	WR	P	WR	P	P	P	P	WR	P	P	P	P	R/C	P	P	15	3	0	0
Reed, Brooks	X	X	X	X	X	X	X	X	X	X	X	PS	PS	IA	OLB	P	2	1	0	1
Roberson, Derick	IA	IA	IA	IA	P	IA	IA	P	P	OLB	P	P	P	P	IA	IA	8	1	0	8
Rogers, Chester	X	X	PS	PS	PS	PS	PS	PS	PS	PS	PS	PS	PS	PS	PS	PS	0	0	0	0
Saffold III, Rodger	LG	LG	LG	LG	LG	LG	LG	LG	LG	IA	LG	LG	LG	LG	LG	LG	15	15	0	1
Sambrailo, Ty	P	P	P	P	P	LT	LT	LT	LT	LT	IR	IR	IR	IR	IR	IR	10	5	0	0
Siemian, Trevor	PS	PS	PS	PS	PS	PS	PS	PS	PS	X	X	X	X	X	X	X	0	0	0	0
Simmons, Jeffery	DT	DT	DT	R/C	DT	DT	DT	DT	DT	DT	DT	DT	DT	DT	DT	DT	15	15	0	0
Skipper, Tuzar	X	PS	PS	PS	PS	PS	PS	PS	PS	P	P	OLB	OLB	PS-I	PS-I	PS-I	4	2	0	0
Sloman, Sam	X	X	X	X	X	X	X	X	X	X	PS	PS	PS	PS	PS	P	1	0	0	0
Smith, Jonnu	TE	TE	TE	TE	TE	TE	TE	TE	TE	TE	P	IA	TE	TE	TE	TE	15	14	0	1
Smith, Kobe	PS	PS	X	X	X	X	X	X	X	X	X	X	X	X	X	X	0	0	0	0
Smith, Maurice	X	PS	X	PS	PS	X	X	X	X	X	X	X	X	X	X	X	0	0	0	0
Smith, Tye	P	P	P	P	P	CB	IA	IR	IR	IR	P	P	CB	CB	P	P	12	3	0	1
Swaim, Geoff	IA	IA	IA	TE	P	P	IA	IA	TE	TE	TE	TE	TE	IA	TE	TE	10	8	0	6
Tannehill, Ryan	QB	QB	QB	QB	QB	QB	QB	QB	QB	QB	QB	QB	QB	QB	QB	QB	16	16	0	0
Tart, Teair	PS	PS	PS	PS	PS	PS	P	P	P	P	P	P	SUS	P	DE	R/C	7	1	0	0
Tavecchio, Giorgio	X	X	X	X	X	X	X	X	PS	PS	X	X	X	X	X	X	0	0	0	0
Vaccaro, Kenny	SS	SS	SS	SS	SS	SS	SS	SS	SS	IA	SS	SS	IA	IA	SS	SS	13	13	0	3
Westbrook-Ikhine, Nick	IA	P	P	P	WR	P	P	P	P	P	P	IA	P	P	P	P	14	1	0	2
Wilson, Isaiah	R/C	R/C	R/C	R/C	IA	IA	IA	IA	IA	DNP	P	SUS	NFI	NFI	NFI	NFI	1	0	1	5
Woodside, Logan	DNP	DNP	DNP	DNP	DNP	DNP	DNP	DNP	P	P	P	DNP	P	P	P	DNP	6	0	10	0

Starters indicated by position (QB, RB, ILB, etc.); P = played but did not start; DNP = active but did not play; IA = inactive for game; PS = practice squad; PS-I = practice squad injured; P/SUS = practice squad/suspended; X = not on roster; IR = injured reserve; SUS = reserve/suspended; NFI = non-football injury; PUP = physically unable to perform; R/O = reserve/opt-out; R/C = reserve/COVID-19; R/PSC=reserve/practice squad COVID-19

TENNESSEE TITANS 2020-2021 TRANSACTIONS

January 20	Signed DE AMANI BLEDSOE , RB DALYN DAWKINS , LB NIGEL HARRIS , TE PARKER HESSE , C DANIEL MUNYER , CB KAREEM ORR , OL DAVID QUESSENBERRY , WR TREVION THOMPSON , RB SHAUN WILSON and QB LOGAN WOODSIDE to future contracts		
January 21	Signed OLB JOSH SMITH to a future contract		
January 23	Signed CB KENNETH DURDEN to a future contract		
January 30	Hired ANTHONY MIDGET as secondary coach		
February 3	Signed TE COLE HERDMAN to a future contract		
February 6	Hired JIM HASLETT as inside linebackers coach; elevated RYAN CROW to assistant special teams coach, MATT EDWARDS to defensive assistant and SCOTT BOOKER to safeties coach		
February 24	Hired ZAK KUHR as defensive quality control		
March 11	Terminated vested veteran CB CHRIS MILTON		
March 12	Signed free agent CB CHRIS MILTON ; terminated vested veterans RB DION LEWIS and OLB CAMERON WAKE		
March 13	Terminated vested veteran K RYAN SUCCOP ; terminated vested veteran TE DELANIE WALKER with failed physical		
March 16	Designated RB DERRICK HENRY as the Franchise Player		
March 19	Traded DT JURRELL CASEY to the Denver Broncos for their 2020 seventh-round selection (237th overall)		
March 21	Signed unrestricted free agent T DENNIS KELLY		
March 24	Signed unrestricted free agent TE MYCOLE PRUITT		
March 25	Signed free agent T TY SAMBRAILO		
March 26	Signed unrestricted free agent LB NICK DZUBNAR		
March 31	Signed unrestricted free agent OLB VIC BEASLEY JR.		
April 2	Signed RB DERRICK HENRY as the Franchise Player		
April 8	Signed unrestricted free agent DL JACK CRAWFORD		
April 10	Signed unrestricted free agent OLB KAMALEI CORREA		
April 17	Signed free agent OL AVERY GENNESY		
April 21	Signed unrestricted free agent CB TYE SMITH		
April 23	Drafted T ISIAIAH WILSON (first round, 29th overall)		
April 24	Drafted CB KRISTIAN FULTON (second round, 61st overall) and RB DARRYNTON EVANS (third round, 93rd overall)		
April 25	Drafted DL LARRELL MURCHISON (fifth round, 174th overall) and QB COLE McDONALD (seventh round, 224th overall); traded a 2020 seventh-round pick (237th overall) to the Kansas City Chiefs for their 2021 sixth-round pick; drafted DB CHRIS JACKSON (seventh round, 243rd overall)		
April 29	Signed free agent G ZAC KERIN		
April 30	Signed free agent RB SENORISE PERRY		
May 1	Signed free agent DB IBRAHEIM CAMPBELL		
May 6	Signed free agent CB JOHNATHAN JOSEPH		
May 7	Signed the following undrafted free agents: C AARON BREWER , LB CALE GARRETT , TE TOMMY HUDSON , LB KHAYLAN KEARSE-THOMAS , T BRANDON KEMP , WR MASON KINSEY , K TUCKER McCANN , T ANTHONY MCKINNEY , RB CAMERON SCARLETT , NT KOBE SMITH , DT TEAIR TART , WR NICK WESTBROOK-IKHINE , WR KRISTIAN WILKERSON and WR KYLE WILLIAMS		
May 27	Signed fifth-round choice DL LARRELL MURCHISON and seventh-round choice DB CHRIS JACKSON		
June 22	Signed seventh-round choice QB COLE McDONALD		
July 22	Signed third-round choice RB DARRYNTON EVANS		
July 26	Terminated vested veteran G ZAC KERIN ; waived DE AMANI BLEDSOE , LB NIGEL HARRIS , TE COLE HERDMAN and WR TREVION THOMPSON ; waived RB SHAUN WILSON non-football injury		
July 28	Signed second-round choice CB KRISTIAN FULTON ; terminated vested veteran OLB JORDAN WILLIAMS ; placed LB JAYON BROWN and WR COREY DAVIS on physically unable to perform; placed OLB VIC BEASLEY JR. on reserve/did not report; placed T ANTHONY MCKINNEY on reserve/voluntary opt-out; placed T ISIAIAH WILSON on reserve/COVID-19		
August 3	Signed first-round choice T ISIAIAH WILSON ; activated T ISIAIAH WILSON off reserve/COVID-19; signed free agent G ZAC KERIN		
August 5	Moved LB JAYON BROWN from physically unable to perform to active roster		
August 7	Activated OLB VIC BEASLEY JR. from reserve/did not report; placed DL JACK CRAWFORD on reserve/COVID-19		
August 10	Placed OLB JOSH SMITH on reserve/COVID-19		
August 11	Placed OLB VIC BEASLEY JR. on non-football injury; waived injured OLB REGGIE GILBERT		

GAME PREVIEW

TEAM NOTES

PLAYER NOTES

MEDIA

STATISTICS

ROSTERS

TENNESSEE TITANS 2020-2021 TRANSACTIONS

August 13	Signed free agent OLB WYATT RAY	roster
August 16	Signed free agent OLB JAMAL DAVIS II	September 24 Placed CB GREG MABIN on practice squad reserve/COVID-19
August 17	Moved WR COREY DAVIS from physically unable to perform to active roster	September 26 Activated WR CAMERON BATSON from the practice squad to the active roster standard elevation
August 19	Waived RB DALYN DAWKINS, TE PARKER HESSE, QB COLE McDONALD and WR KYLE WILLIAMS ; signed free agents WR KRISHAWN HOGAN, RB MARCUS MARSHALL, QB TREVOR SIEMIAN and TE GEOFF SWAIM	September 29 Placed LS BEAU BRINKLEY and DL DaQUAN JONES on reserve/COVID-19; placed TE TOMMY HUDSON on practice squad reserve/COVID-19; signed RB D'ONTA FOREMAN and DB MAURICE SMITH to the practice squad
August 20	Activated DL JACK CRAWFORD off reserve/COVID-19	September 30 Placed OLB KAMALEI CORREA on reserve/COVID-19
August 22	Activated OLB JOSH SMITH off reserve/COVID-19; waived OLB JOSH SMITH	October 1 Placed CB KRISTIAN FULTON on reserve/COVID-19
August 26	Waived LB KHAYLAN KEARSE-THOMAS and RB CAMERON SCARLETT ; signed free agent RB JEREMY McNICHOLS	October 2 Placed WR ADAM HUMPHRIES on reserve/COVID-19; placed WR CAMERON BATSON on practice squad reserve/COVID-19
August 27	Signed free agent LB WILL COMPTON	October 3 Placed DT JEFFERY SIMMONS on reserve/COVID-19
September 2	Waived OL AVERY GENNESY ; signed free agent DB DOUG MIDDLETON	October 5 Placed FB/RB KHARI BLASINGAME on reserve/COVID-19
September 3	Waived K GREG JOSEPH ; signed free agent K STEPHEN GOSTKOWSKI	October 7 Placed WR COREY DAVIS on reserve/COVID-19
September 5	Activated OLB VIC BEASLEY JR. from non-football injury; terminated vested veterans DB IBRAHEIM CAMPBELL, G ZAC KERIN, DB DOUG MIDDLETON, CB CHRIS MILTON, RB SENORISE PERRY, QB TREVOR SIEMIAN and CB TYE SMITH ; waived OLB JAMAL DAVIS II, WR RASHARD DAVIS, CB KENNETH DURDEN, LB CALE GARRETT, WR KRISHAWN HOGAN, TE TOMMY HUDSON, DT JOEY IVIE, T BRANDON KEMP, WR MASON KINSEY, RB MARCUS MARSHALL, K TUCKER McCANN, RB JEREMY McNICHOLS, CB KAREEM ORR, T DAVID QUESSENBERRY, OLB WYATT RAY, NT KOBE SMITH, DT TEAIR TART, OLB D'ANDRE WALKER, WR NICK WESTBROOK-IKHINE and WR KRISTIAN WILKERSON	October 8 Placed TE MYCOLE PRUITT on reserve/COVID-19; placed CB BREON BORDERS on practice squad reserve/COVID-19; placed TE TOMMY HUDSON on practice squad/suspended
September 6	Signed OLB JAMAL DAVIS II, TE TOMMY HUDSON, T BRANDON KEMP, K TUCKER McCANN, RB JEREMY McNICHOLS, CB KAREEM ORR, T DAVID QUESSENBERRY, OLB WYATT RAY, QB TREVOR SIEMIAN, NT KOBE SMITH, CB TYE SMITH, DT TEAIR TART and WR NICK WESTBROOK-IKHINE to the practice squad; placed DB DANE CRUIKSHANK on injured reserve; placed T ISAIAH WILSON on reserve/COVID-19; signed free agents CB CHRIS MILTON and RB SENORISE PERRY	October 10 Activated T ISAIAH WILSON from reserve/COVID-19 with an exemption; restored CB GREG MABIN to the practice squad from practice squad reserve/COVID-19
September 7	Waived WR CAMERON BATSON	October 11 Activated LS BEAU BRINKLEY and DL DaQUAN JONES from reserve/COVID-19
September 8	Signed free agent OLB JADEVEON CLOWNEY ; signed DB CHRIS MILLER to the practice squad; waived OLB REGGIE GILBERT from reserve/injured with an injury settlement	October 12 Signed LS MATT OVERTON to the practice squad
September 9	Signed WR CAMERON BATSON and LB MALIK JEFFERSON to the practice squad	October 13 Activated OLB KAMALEI CORREA and CB KRISTIAN FULTON from reserve/COVID-19; activated LB DAREN BATES, WR CODY HOLLISTER, CB KAREEM ORR and OL DAVID QUESSENBERRY from the practice squad to the active roster COVID-19 replacement
September 13	Released LB MALIK JEFFERSON and DB CHRIS MILLER from the practice squad; signed LB DAREN BATES to the practice squad	October 14 Activated WR ADAM HUMPHRIES from reserve/COVID-19; restored WR CAMERON BATSON to the practice squad from practice squad reserve/COVID-19
September 14	Placed CB ADOREE' JACKSON on injured reserve; signed CB TYE SMITH from the practice squad to the active roster; activated RB JEREMY McNICHOLS and WR NICK WESTBROOK-IKHINE from the practice squad to the active roster standard elevation	October 15 Activated DT JEFFERY SIMMONS from reserve/COVID-19; placed RB DARRYNTON EVANS on injured reserve; designated DB DANE CRUIKSHANK to return to practice; traded OLB KAMALEI CORREA and a 2021 seventh-round draft choice to the Jacksonville Jaguars for their 2021 sixth-round draft choice
September 15	Waived WR CODY HOLLISTER ; released OLB JAMAL DAVIS II from the practice squad; signed OLB TUZAR SKIPPER to the practice squad	October 16 Activated FB/RB KHARI BLASINGAME from reserve/COVID-19
September 16	Signed WR NICK WESTBROOK-IKHINE from the practice squad to the active roster	October 17 Activated LB DAREN BATES and WR CAMERON BATSON from the practice squad to the active roster COVID-19 replacement; activated CB KAREEM ORR from the practice squad to the active roster standard elevation
September 17	Signed WR CODY HOLLISTER, DB PICASSO NELSON and DB MAURICE SMITH to the practice squad	October 19 Placed T TAYLOR LEWAN on injured reserve; activated WR COREY DAVIS from reserve/COVID-19
September 19	Activated WR CAMERON BATSON and RB JEREMY McNICHOLS from the practice squad to the active roster standard elevation	October 20 Activated TE MYCOLE PRUITT from reserve/COVID-19; restored CB BREON BORDERS to the practice squad from practice squad reserve/COVID-19; released CB GREG MABIN and DB MAURICE SMITH from the practice squad; signed TE PARKER HESSE to the practice squad
September 21	Released DB PICASSO NELSON, DB MAURICE SMITH and NT KOBE SMITH from the practice squad; signed CB BREON BORDERS, CB GREG MABIN and WR CHESTER ROGERS to the practice squad	October 21 Designated CB ADOREE' JACKSON to return to practice
September 23	Placed RB SENORISE PERRY on injured reserve; signed RB JEREMY McNICHOLS from the practice squad to the active	October 24 Activated DB DANE CRUIKSHANK from reserve/injured, designated for return; activated LB DAREN BATES and OL DAVID QUESSENBERRY from the practice squad to the active roster standard elevation
		October 26 Terminated vested veteran LB WILL COMPTON
		October 27 Signed LB DAREN BATES and OL DAVID QUESSENBERRY from the practice squad to the active roster; signed T PAUL ADAMS and LB WILL COMPTON to the practice squad
		October 28 Designated RB SENORISE PERRY to return to practice
		October 31 Placed CB KRISTIAN FULTON on injured reserve; signed CB KAREEM ORR from the practice squad to the active roster; activated CB BREON BORDERS and RB D'ONTA FOREMAN from the practice squad to the active roster standard elevation
		November 2 Waived DT ISAIAH MACK ; traded a 2021 sixth-round draft choice from the Jacksonville Jaguars to the Los Angeles Chargers for CB DESMOND KING II

TENNESSEE TITANS 2020-2021 TRANSACTIONS

November 3	Terminated vested veterans LS BEAU BRINKLEY and CB JOHNATHAN JOSEPH	November 30	Waived LS MATT ORZECZ
November 4	Terminated vested veteran OLB VIC BEASLEY JR.	December 1	Signed LB WILL COMPTON from the practice squad to the active roster
November 5	Signed LS MATT ORZECZ from the Miami Dolphins' practice squad	December 2	Signed LS MATT ORZECZ to the practice squad
November 7	Placed P BRETT KERN and CB TYE SMITH on injured reserve; waived C DANIEL MUNYER ; signed free agent P RYAN ALLEN ; signed WR CAMERON BATSON , CB BREON BORDERS , RB D'ONTA FOREMAN and DT TEAIR TART from the practice squad to the active roster; activated LS MATT OVERTON and OLB WYATT RAY from the practice squad to the active roster standard elevation; placed K TUCKER McCANN on practice squad injured; signed P TREVOR DANIEL to the practice squad	December 5	Activated T MARSHALL NEWHOUSE from the practice squad to the active roster standard elevation; activated OLB TUZAR SKIPPER from the practice squad to the active roster COVID-19 replacement; suspended T ISIAAH WILSON for one game
November 9	Signed CB GREG MABIN to the practice squad	December 7	Activated RB DARRYNTON EVANS from reserve/injured, designated for return; activated T ISIAAH WILSON from reserve/suspended by the club
November 10	Signed DL MILES BROWN , C DANIEL MUNYER and K GIORGIO TAVECCHIO to the practice squad	December 8	Placed WR ADAM HUMPHRIES on injured reserve; placed P TREVOR DANIEL on practice squad reserve/COVID-19
November 11	Placed DB DANE CRUIKSHANK on injured reserve; activated CB ADOREE' JACKSON from reserve/injured, designated for return	December 9	Designated CB KAREEM ORR to return to practice; placed T ISIAAH WILSON on reserve/non-football illness
November 12	Activated P TREVOR DANIEL and LS MATT OVERTON from the practice squad to the active roster standard elevation	December 10	Activated CB CHRIS JACKSON from reserve/COVID-19
November 13	Activated TE TOMMY HUDSON to the practice squad from practice squad/suspended	December 11	Signed T MARSHALL NEWHOUSE from the practice squad to the active roster
November 16	Placed LB DAVID LONG JR. on reserve/COVID-19; designated RB DARRYNTON EVANS to return to practice	December 12	Placed CB BREON BORDERS on injured reserve; activated CB KAREEM ORR from reserve/injured; activated OLB WYATT RAY and OLB TUZAR SKIPPER from the practice squad to the active roster standard elevation
November 17	Terminated vested veteran P RYAN ALLEN	December 15	Activated CB KRISTIAN FULTON from reserve/injured, designated for return; placed OLB TUZAR SKIPPER on practice squad injured
November 18	Activated RB SENORISE PERRY from reserve/injured, designated for return	December 19	Placed WR KALIF RAYMOND on reserve/COVID-19; activated C DANIEL MUNYER and OLB BROOKS REED from the practice squad to the active roster standard elevation; activated OLB WYATT RAY from the practice squad to the active roster COVID-19 replacement; signed OLB NATE ORCHARD to the practice squad; restored P TREVOR DANIEL to the practice squad from practice squad reserve/COVID-19; placed WR CODY HOLLISTER on practice squad reserve/COVID-19
November 19	Signed P TREVOR DANIEL from the practice squad to the active roster; signed P RYAN ALLEN to the practice squad	December 24	Placed CB CHRIS MILTON on injured reserve; signed OLB WYATT RAY from the practice squad to the active roster; signed WR RASHARD DAVIS to the practice squad
November 20	Practice squad QB TREVOR SIEMIAN signed to the New Orleans Saints active roster	December 25	Activated WR KALIF RAYMOND from reserve/COVID-19
November 21	Placed OLB JADEVEON CLOWNEY and CB KAREEM ORR on injured reserve; signed CB GREG MABIN from the practice squad to the active roster; activated LB WILL COMPTON and OLB TUZAR SKIPPER from the practice squad to the active roster standard elevation; activated LS MATT OVERTON from the practice squad to the active roster COVID-19 replacement	December 26	Activated OLB BROOKS REED from the practice squad to the active roster standard elevation
November 24	Placed LB JAYON BROWN and T TY SAMBRAILO on injured reserve; waived P TREVOR DANIEL and CB GREG MABIN ; released P RYAN ALLEN and K GIORGIO TAVECCHIO from the practice squad; signed QB DeSHONE KIZER and K SAM SLOMAN to the practice squad; designated CB KRISTIAN FULTON , P BRETT KERN and CB TYE SMITH to return to practice	December 28	Placed K STEPHEN GOSTKOWSKI on reserve/COVID-19
November 26	Signed P TREVOR DANIEL to the practice squad	December 29	Placed P BRETT KERN on reserve/COVID-19
November 27	Signed T MARSHALL NEWHOUSE to the practice squad	December 30	Restored WR CODY HOLLISTER to the practice squad from practice squad reserve/COVID-19
November 28	Activated P BRETT KERN and CB TYE SMITH from reserve/injured, designated for return; activated LB DAVID LONG JR. from reserve/COVID-19; placed DB CHRIS JACKSON on reserve/COVID-19; signed LS MATT OVERTON from the practice squad to the active roster; activated LB WILL COMPTON from the practice squad to the active roster standard elevation; activated OLB TUZAR SKIPPER from the practice squad to the active roster COVID-19 replacement; signed OLB BROOKS REED to the practice squad	January 2	Activated P BRETT KERN from reserve/COVID-19; activated K SAM SLOMAN from the practice squad to the active roster standard elevation; activated OLB BROOKS REED from the practice squad to the active roster COVID-19 replacement
		January 3	Placed DT TEAIR TART on reserve/COVID-19

TENNESSEE TITANS UNOFFICIAL DEPTH CHART

OFFENSE

WR	84	Corey Davis	<u>15</u>	Nick Westbrook-Ikhine	
TE	81	Jonnu Smith	85	MyCole Pruitt	86 Anthony Firkser
					87 Geoff Swaim
LT	72	David Quessenberry	78	Marshall Newhouse	
LG	76	Rodger Saffold III	75	Jamil Douglas	
C	60	Ben Jones	75	Jamil Douglas	
RG	64	Nate Davis	<u>62</u>	Aaron Brewer	
RT	71	Dennis Kelly	78	Marshall Newhouse	
WR	13	Cameron Batson	14	Kalif Raymond	
WR	11	A.J. Brown			
QB	17	Ryan Tannehill	5	Logan Woodside	
RB	22	Derrick Henry	28	Jeremy McNichols	<u>32</u> Darrynton Evans
			45	D'Onta Foreman	41 Khari Blasingame (FB)
					20 Seniorise Perry

DEFENSE

DE	94	Jack Crawford	<u>91</u>	Larrell Murchison	
NT	90	DaQuan Jones	92	Matt Dickerson	
DT	98	Jeffery Simmons			
OLB	50	Derick Roberson	57	Wyatt Ray	
ILB	54	Rashaan Evans	56	Daren Bates	
ILB	51	David Long Jr.	53	Will Compton	49 Nick Dzubnar
OLB	58	Harold Landry III			
CB	25	Adoree' Jackson	33	Desmond King II	<u>26</u> Kristian Fulton
					36 Kareem Orr
SS	24	Kenny Vaccaro	46	Joshua Kalu	
FS	31	Kevin Byard	37	Amani Hooker	
CB	21	Malcolm Butler	23	Tye Smith	<u>35</u> Chris Jackson

SPECIAL TEAMS

K			6	Brett Kern	
KO			6	Brett Kern	
P	6	Brett Kern			
H	6	Brett Kern	5	Logan Woodside	
PR	14	Kalif Raymond	13	Cameron Batson	33 Desmond King II
KOR	<u>32</u>	Darrynton Evans	13	Cameron Batson	14 Kalif Raymond
LS	47	Matt Overton	60	Ben Jones	86 Anthony Firkser

As of Jan. 3, 2021

Rookies are underlined

TITANS PRONUNCIATION GUIDE

Kevin BYARD (BY-urd); **JAMIL Douglas** (juh-MILL); **Nick DZUBNAR** (duh-ZOOB-nar); **Anthony FIRKSER** (FERK-sir); **Stephen GOSTKOWSKI** (gost-COW-ski); **DAQUAN Jones** (day-QUAN); **Joshua KALU** (kuh-LOO); **SENIORISE Perry** (suh-NAH-riss); **David QUESSNBERRY** (KWESS-en-berry); **Derick ROBERSON** (ROW-ber-son); **JONNU Smith** (JAH-new); **Ryan TANNEHILL** (TAN-uh-hill); **Nick Westbrook-IKHINE** (uh-KEEN-uh)

TENNESSEE TITANS ROSTER BY EXPERIENCE

<u>15TH YEAR</u>		<u>6TH YEAR</u>		<u>3RD YEAR</u>		<u>1ST YEAR</u>	
Stephen Gostkowski (R/COVID)	K	Nick Dzubnar	LB	Cameron Batson	WR	Jeremy McNichols	RB
		Adam Humphries (IR)	WR	Dane Cruikshank (IR)	DB	Kareem Orr	CB
		Senorise Perry	RB	Matt Dickerson	DE	Wyatt Ray	OLB
<u>13TH YEAR</u>		Ty Sambrailo (IR)	T	Jamil Douglas	G	Logan Woodside	QB
Brett Kern	P	Geoff Swaim	TE	Rashaan Evans	LB		
				Anthony Firkser	TE		
<u>11TH YEAR</u>				D'Onta Foreman	RB	<u>ROOKIE DRAFT PICKS</u>	
Marshall Newhouse	T	<u>5TH YEAR</u>		Harold Landry III	OLB	Darrynton Evans	CB
Rodger Saffold III	G	Kevin Byard	S	Kalif Raymond	WR	Kristian Fulton	RB
		Derrick Henry	RB			Chris Jackson	DB
		Chris Milton (IR)	CB			Larrell Murchison	DL
<u>9TH YEAR</u>		MyCole Pruitt	TE			Isaiah Wilson (NFI)	T
Jack Crawford	DL	Tye Smith	CB	<u>2ND YEAR</u>			
Ben Jones	C			Khari Blasingame	FB/RB	<u>ROOKIE FREE AGENTS</u>	
Dennis Kelly	T			Breon Borders (IR)	CB	Aaron Brewer	G/C
Ryan Tannehill	QB	<u>4TH YEAR</u>		A.J. Brown	WR	Anthony McKinney (R/Opt-Out)	T
		Jayon Brown (IR)	LB	Nate Davis	OL	Teair Tart (R/COVID-19)	DT
<u>8TH YEAR</u>		Corey Davis	WR	Amani Hooker	DB	Nick Westbrook-Ikhine	WR
Daren Bates	LB	Adoree' Jackson	CB	Joshua Kalu	DB		
Matt Overton	LS	Desmond King II	CB	David Long Jr.	LB	As of Jan. 3, 2021	
Kenny Vaccaro	S	Jonnu Smith	TE	David Quessenberry	OL		
				Derick Roberson	OLB		
<u>7TH YEAR</u>				Jeffery Simmons	DT		
Malcolm Butler	CB						
Jadeveon Clowney (IR)	OLB						
Will Compton	LB						
DaQuan Jones	DL						
Taylor Lewan (IR)	T						

TENNESSEE TITANS ROSTER BY DRAFT ROUND

<u>ROUND 1</u>			<u>ROUND 4</u>			<u>UNDRAFTED</u>		
Player	Pos.	Year	Player	Pos.	Year	Player	Pos.	Year
Isaiah Wilson (NFI)	T	2020	Amani Hooker	DB	2019	Aaron Brewer	G/C	2020
Jeffery Simmons	DT	2019	Jamil Douglas	G	2015 (Mia)	Anthony McKinney (R/Opt-Out)	T	2020
Rashaan Evans	LB	2018	DaQuan Jones	DL	2014	Teair Tart (R/COVID-19)	DT	2020
Corey Davis	WR	2017	Ben Jones	C	2012 (Hou)	Nick Westbrook-Ikhine	WR	2020
Adoree' Jackson	CB	2017	Stephen Gostkowski (R/COVID)	K	2006 (NE)	Khari Blasingame	FB/RB	2019 (Min)
Jadeveon Clowney (IR)	OLB	2014 (Hou)				Kareem Orr	CB	2019
Taylor Lewan (IR)	T	2014	<u>ROUND 5</u>			Wyatt Ray	OLB	2019 (Cle)
Kenny Vaccaro	S	2013 (NO)	<u>Player</u>	<u>Pos.</u>	<u>Year</u>	Derick Roberson	OLB	2019
Ryan Tannehill	QB	2012 (Mia)	Larrell Murchison	DL	2020	Cameron Batson	WR	2018
			Dane Cruikshank (IR)	DB	2018	Matt Dickerson	DE	2018
<u>ROUND 2</u>			Jayon Brown	LB	2017	Joshua Kalu	DB	2018
<u>Player</u>	<u>Pos.</u>	<u>Year</u>	Desmond King II	CB	2017 (LAC)	Breon Borders (IR)	CB	2017 (Oak)
Kristian Fulton	CB	2020	Jeremy McNichols	RB	2017 (TB)	Anthony Firkser	TE	2017 (NYJ)
A.J. Brown	WR	2019	MyCole Pruitt	TE	2015 (Min)	Chris Milton (IR)	CB	2016 (Ind)
Harold Landry III	OLB	2018	Tye Smith	CB	2015 (Sea)	Kalif Raymond	WR	2016 (Den)
Derrick Henry	RB	2016	Jack Crawford	DL	2012 (Oak)	Nick Dzubnar	LB	2015 (SD)
Ty Sambrailo	T	2015 (Den)	Dennis Kelly	T	2012 (Phi)	Adam Humphries (IR)	WR	2015 (TB)
Rodger Saffold III	G	2010 (StL)	Marshall Newhouse	T	2010 (GB)	Malcolm Butler	CB	2014 (NE)
						Senorise Perry	RB	2014 (Chi)
<u>ROUND 3</u>			<u>ROUND 6</u>			Daren Bates	LB	2013 (StL)
<u>Player</u>	<u>Pos.</u>	<u>Year</u>	<u>Player</u>	<u>Pos.</u>	<u>Year</u>	Will Compton	LB	2013 (Was)
Darrynton Evans	RB	2020	David Long Jr.	LB	2019	Brett Kern	P	2008 (Den)
Nate Davis	OL	2019	David Quessenberry	OL	2013 (Hou)	Matt Overton	LS	2007 (Sea)
D'Onta Foreman	RB	2017 (Hou)						
Jonnu Smith	TE	2017	<u>ROUND 7</u>					
Kevin Byard	S	2016	<u>Player</u>	<u>Pos.</u>	<u>Year</u>			
			Chris Jackson	DB	2020			
			Logan Woodside	QB	2018 (Cin)			
			Geoff Swaim	TE	2015 (Dal)			

As of Jan. 3, 2021

HOW THE TENNESSEE TITANS WERE BUILT

YEAR	DRAFTEES (17)	FREE AGENTS (30)	TRADES/WAIVERS (4)
2020	CB Kristian Fulton (2) RB Darrynton Evans (3) DL Larrell Murchison (5) CB Chris Jackson (7b)	LB Nick Dzubnar (UFA-LAC) DL Jack Crawford (UFA-ATL) RB Senorise Perry (FA) G/C Aaron Brewer (FA) WR Nick Westbrook-Ikhine (FA) TE Geoff Swaim (FA) RB Jeremy McNichols (FA) OLB Wyatt Ray (FA) LB Will Compton (FA) LB Daren Bates (FA) RB D'Onta Foreman (FA) LS Matt Overton (FA) T Marshall Newhouse (FA)	CB Desmond King II (T-LAC)
2019	DT Jeffery Simmons (1) WR A.J. Brown (2) OL Nate Davis (3) DB Amani Hooker (4) LB David Long Jr. (6)	G Rodger Saffold III (UFA-LAR) QB Logan Woodside (FA) OLB Derick Roberson (FA) CB Kareem Orr (FA) FB/RB Khari Blasingame (FA)	QB Ryan Tannehill (T-MIA)
2018	LB Rashaan Evans (1) OLB Harold Landry III (2)	CB Malcolm Butler (UFA-NE) DE Matt Dickerson (FA) S Kenny Vaccaro (FA) WR Cameron Batson (FA) TE Anthony Firkser (FA) DB Joshua Kalu (FA) TE MyCole Pruitt (FA) OL David Quessenberry (FA) G/C Jamil Douglas (FA) WR Kalif Raymond (FA)	
2017	WR Corey Davis (1a) CB Adoree' Jackson (1b) TE Jonnu Smith (3b)	CB Tye Smith (FA)	
2016	RB Derrick Henry (2c) S Kevin Byard (3)	C Ben Jones (UFA-HOU)	T Dennis Kelly (T-PHI)
2014	DL DaQuan Jones (4a)		
2009			P Brett Kern (W-DEN)

Reserve/Injured: CB Breon Borders (FA-2020), ILB Jayon Brown (D5-2017), OLB Jadeveon Clowney (FA-2020), DB Dane Cruikshank (D5-2018), WR Adam Humphries (FA-2019), CB Chris Milton (FA-2020), T Taylor Lewan (D1-2014), T Ty Sambrailo (FA-2020)

Reserve/Non-Football Illness: T Isaiah Wilson (D1-2020)

Reserve/COVID-19: K Stephen Gostkowski (FA-2020), DT Teair Tart (FA-2020)

Reserve/Voluntary Opt-Out: T Anthony McKinney (FA-2020)

As of Jan. 3, 2021

TENNESSEE TITANS POSITIONAL ROSTER - OFFENSE

QUARTERBACKS (2)

17	Tannehill, Ryan	QB	6-4	217	7/27/88	9	Texas A&M	Big Spring, Texas	T (MIA)-'19
5	Woodside, Logan	QB	6-1	213	1/27/95	1	Toledo	Frankfort, Ky.	FA-'19

RUNNING BACKS (6)

41	Blasingame, Khari	FB/RB	6-0	233	7/1/96	2	Vanderbilt	New Market, Ala.	FA-'19
32	Evans, Darrynton	RB	5-10	203	7/9/98	R	Appalachian State	Oak Hill, Fla.	D3-'20
45	Foreman, D'Onta	RB	6-1	236	4/24/96	3	Texas	Texas City, Texas	FA-'20
22	Henry, Derrick	RB	6-3	247	1/4/94	5	Alabama	Yulee, Fla.	D2c-'16
28	McNichols, Jeremy	RB	5-9	205	12/26/95	1	Boise State	Santa Margarita, Calif.	FA-'20
20	Perry, Seniorise	RB	6-0	210	9/19/91	6	Louisville	Summerville, Ga.	FA-'20

WIDE RECEIVERS (5)

13	Batson, Cameron	WR	5-8	175	12/20/95	3	Texas Tech	Oklahoma City, Okla.	FA-'18
11	Brown, A.J.	WR	6-1	226	6/30/97	2	Mississippi	Starkville, Miss.	D2-'19
84	Davis, Corey	WR	6-3	209	1/11/95	4	Western Michigan	Wheaton, Ill.	D1a-'17
14	Raymond, Kalif	WR	5-8	182	8/8/94	3	Holy Cross	Lawrenceville, Ga.	FA-'18
15	Westbrook-Ikhine, Nick	WR	6-2	211	3/21/97	R	Indiana	Lake Mary, Fla.	FA-'20

TIGHT ENDS (4)

86	Firkser, Anthony	TE	6-2	246	2/19/95	3	Harvard	Manalapan, N.J.	FA-'18
85	Pruitt, MyCole	TE	6-2	245	3/24/92	5	Southern Illinois	South Bend, Ind.	FA-'18
81	Smith, Jonnu	TE	6-3	248	8/22/95	4	Florida International	Ocala, Fla.	D3b-'17
87	Swaim, Geoff	TE	6-4	260	9/16/93	6	Texas	Chico, Calif.	FA-'20

CENTERS (2)

62	Brewer, Aaron	G/C	6-1	274	10/28/97	R	Texas State	Dallas, Texas	FA-'20
60	Jones, Ben	C	6-3	308	7/2/89	9	Georgia	Brent, Ala.	UFA (HOU)-'16

GUARDS (3)

64	Davis, Nate	OL	6-3	316	9/23/96	2	Charlotte	Ashburn, Va.	D3-'19
75	Douglas, Jamil	G/C	6-4	309	2/28/92	3	Arizona State	Cypress, Calif.	FA-'18
76	Saffold III, Rodger	G	6-5	325	6/6/88	11	Indiana	Bedford, Ohio	UFA (LAR)-'19

TACKLES (3)

71	Kelly, Dennis	T	6-8	321	1/16/90	9	Purdue	Chicago Heights, Ill.	T (PHI)-'16
78	Newhouse, Marshall	T	6-4	330	9/29/88	11	Texas Christian	Dallas, Texas	FA-'20
72	Quessenberry, David	OL	6-5	310	8/24/90	2	San Jose State	La Jolla, Calif.	FA-'18

LONG SNAPPER (1)

47	Overton, Matt	LS	6-1	243	7/6/85	8	Western Washington	Tracy, Calif.	FA-'20
----	---------------	----	-----	-----	--------	---	--------------------	---------------	--------

PLACEKICKERS (0)

As of Jan. 3, 2021

TENNESSEE TITANS POSITIONAL ROSTER - DEFENSE

DEFENSIVE LINEMEN (5)

94	Crawford, Jack	DL	6-5	274	9/7/88	9	Penn State	London, United Kingdom	UFA (ATL)-'20
92	Dickerson, Matt	DE	6-5	292	11/9/95	3	UCLA	San Mateo, Calif.	FA-'18
90	Jones, DaQuan	DL	6-4	322	12/27/91	7	Penn State	Johnson City, N.Y.	D4a-'14
91	Murchison, Larrell	DL	6-2	297	4/24/97	R	North Carolina State	Elizabethtown, N.C.	D5-'20
98	Simmons, Jeffery	DL	6-4	305	7/28/97	2	Mississippi State	Macon, Miss.	D1-'19

LINEBACKERS (8)

56	Bates, Daren	LB	5-11	225	11/27/90	8	Auburn	Olive Branch, Miss.	FA-'20
53	Compton, Will	LB	6-1	235	9/19/89	7	Nebraska	Bonne Terre, Mo.	FA-'20
49	Dzubnar, Nick	LB	6-1	240	8/15/91	6	Cal Poly-San Luis Obispo	Mission Viejo, Calif.	UFA (LAC)-'20
54	Evans, Rashaan	LB	6-2	232	11/8/95	3	Alabama	Auburn, Ala.	D1-'18
58	Landry III, Harold	OLB	6-2	252	6/5/96	3	Boston College	Spring Lake, N.C.	D2-'18
51	Long Jr., David	LB	5-11	227	10/12/96	2	West Virginia	Cincinnati, Ohio	D6-'19
57	Ray, Wyatt	OLB	6-3	255	10/24/96	1	Boston College	Boca Raton, Fla.	FA-'20
50	Roberson, Derick	OLB	6-3	250	11/15/95	2	Sam Houston State	San Antonio, Texas	FA-'19

CORNERBACKS (8)

21	Butler, Malcolm	CB	5-11	190	3/2/90	7	West Alabama	Vicksburg, Miss.	UFA (NE)-'18
26	Fulton, Kristian	CB	5-11	197	9/3/98	R	Louisiana State	New Orleans, La.	D2-'20
25	Jackson, Adoree'	CB	5-11	185	9/18/95	4	Southern California	East St. Louis, Ill.	D1b-'17
35	Jackson, Chris	DB	5-10	193	4/13/98	R	Marshall	Tallahassee, Fla.	D7b-'20
33	King II, Desmond	CB	5-10	201	12/14/94	4	Iowa	Detroit, Mich.	T (LAC)-'20
36	Orr, Kareem	CB	5-11	195	1/2/97	1	Chattanooga	Chattanooga, Tenn.	FA-'19
23	Smith, Tye	CB	6-0	195	5/3/93	5	Towson	Raleigh, N.C.	FA-'17

SAFETIES (4)

31	Byard, Kevin	S	5-11	212	8/17/93	5	Middle Tennessee State	Lithonia, Ga.	D3-'16
37	Hooker, Amani	DB	5-11	210	6/14/98	2	Iowa	Minneapolis, Minn.	D4-'19
46	Kalu, Joshua	DB	6-0	203	8/28/95	2	Nebraska	Houston, Texas	FA-'18
24	Vaccaro, Kenny	S	6-0	214	2/15/91	8	Texas	Brownwood, Texas	FA-'18

PUNTERS (1)

6	Kern, Brett	P	6-2	214	2/17/86	13	Toledo	Grand Island, N.Y.	W (DEN)-'09
---	-------------	---	-----	-----	---------	----	--------	--------------------	-------------

As of Jan. 3, 2021

TENNESSEE TITANS ALPHABETICAL ROSTER

NO.	NAME	POS.	HT.	WT.	BIRTHDATE	EXP.	COLLEGE	HOMETOWN	ACQUIRED
56	Bates, Daren	LB	5-11	225	11/27/90	8	Auburn	Olive Branch, Miss.	FA-'20
13	Batson, Cameron	WR	5-8	175	12/20/95	3	Texas Tech	Oklahoma City, Okla.	FA-'18
41	Blasingame, Khari	FB/RB	6-0	233	7/1/96	2	Vanderbilt	New Market, Ala.	FA-'19
62	Brewer, Aaron	G/C	6-1	274	10/28/97	R	Texas State	Dallas, Texas	FA-'20
11	Brown, A.J.	WR	6-1	226	6/30/97	2	Mississippi	Starkville, Miss.	D2-'19
21	Butler, Malcolm	CB	5-11	190	3/2/90	7	West Alabama	Vicksburg, Miss.	UFA (NE)-'18
31	Byard, Kevin	S	5-11	212	8/17/93	5	Middle Tennessee State	Lithonia, Ga.	D3-'16
53	Compton, Will	LB	6-1	235	9/19/89	7	Nebraska	Bonne Terre, Mo.	FA-'20
94	Crawford, Jack	DL	6-5	274	9/7/88	9	Penn State	London, United Kingdom	UFA (ATL)-'20
84	Davis, Corey	WR	6-3	209	1/11/95	4	Western Michigan	Wheaton, Ill.	D1a-'17
64	Davis, Nate	OL	6-3	316	9/23/96	2	Charlotte	Ashburn, Va.	D3-'19
92	Dickerson, Matt	DE	6-5	292	11/9/95	3	UCLA	San Mateo, Calif.	FA-'18
75	Douglas, Jamil	G/C	6-4	309	2/28/92	3	Arizona State	Cypress, Calif.	FA-'18
49	Dzubnar, Nick	LB	6-1	240	8/15/91	6	Cal Poly - San Luis Obispo	Mission Viejo, Calif.	UFA (LAC)-'20
32	Evans, Darrynton	RB	5-10	203	7/9/98	R	Appalachian State	Oak Hill, Fla.	D3-'20
54	Evans, Rashaan	LB	6-2	232	11/8/95	3	Alabama	Auburn, Ala.	D1-'18
86	Firkser, Anthony	TE	6-2	246	2/19/95	3	Harvard	Manalapan, N.J.	FA-'18
45	Foreman, D'Onta	RB	6-1	236	4/24/96	3	Texas	Texas City, Texas	FA-'20
26	Fulton, Kristian	CB	5-11	197	9/3/98	R	Louisiana State	New Orleans, La.	D2-'20
22	Henry, Derrick	RB	6-3	247	1/4/94	5	Alabama	Yulee, Fla.	D2c-'16
37	Hooker, Amani	DB	5-11	210	6/14/98	2	Iowa	Minneapolis, Minn.	D4-'19
25	Jackson, Adoree'	CB	5-11	185	9/18/95	4	Southern California	East St. Louis, Ill.	D1b-'17
35	Jackson, Chris	DB	5-10	193	4/13/98	R	Marshall	Tallahassee, Fla.	D7b-'20
60	Jones, Ben	C	6-3	308	7/2/89	9	Georgia	Brent, Ala.	UFA (HOU)-'16
90	Jones, DaQuan	DL	6-4	322	12/27/91	7	Penn State	Johnson City, N.Y.	D4a-'14
46	Kalu, Joshua	DB	6-0	203	8/28/95	2	Nebraska	Houston, Texas	FA-'18
71	Kelly, Dennis	T	6-8	321	1/16/90	9	Purdue	Chicago Heights, Ill.	T (PHI)-'16
6	Kern, Brett	P	6-2	214	2/17/86	13	Toledo	Grand Island, N.Y.	W (DEN)-'09
33	King II, Desmond	CB	5-10	201	12/14/94	4	Iowa	Detroit, Mich.	T (LAC)-'20
58	Landry III, Harold	OLB	6-2	252	6/5/96	3	Boston College	Spring Lake, N.C.	D2-'18
51	Long Jr., David	LB	5-11	227	10/12/96	2	West Virginia	Cincinnati, Ohio	D6-'19
28	McNichols, Jeremy	RB	5-9	205	12/26/95	1	Boise State	Santa Margarita, Calif.	FA-'20
91	Murchison, Larrell	DL	6-2	297	4/24/97	R	North Carolina State	Elizabethtown, N.C.	D5-'20
78	Newhouse, Marshall	T	6-4	330	9/29/88	11	Texas Christian	Dallas, Texas	FA-'20
36	Orr, Kareem	CB	5-11	195	1/2/97	1	Chattanooga	Chattanooga, Tenn.	FA-'19
47	Overton, Matt	LS	6-1	243	7/6/85	8	Western Washington	Tracy, Calif.	FA-'20
20	Perry, Senorise	RB	6-0	210	9/19/91	6	Louisville	Summersville, Ga.	FA-'20
85	Pruitt, MyCole	TE	6-2	245	3/24/92	5	Southern Illinois	South Bend, Ind.	FA-'18
72	Quessenberry, David	OL	6-5	310	8/24/90	2	San Jose State	La Jolla, Calif.	FA-'18
57	Ray, Wyatt	OLB	6-3	255	10/24/96	1	Boston College	Boca Raton, Fla.	FA-'20
14	Raymond, Kalif	WR	5-8	182	8/8/94	3	Holy Cross	Lawrenceville, Ga.	FA-'18
50	Roberson, Derick	OLB	6-3	250	11/15/95	2	Sam Houston State	San Antonio, Texas	FA-'19
76	Saffold III, Rodger	G	6-5	325	6/6/88	11	Indiana	Bedford, Ohio	UFA (LAR)-'19
98	Simmons, Jeffery	DT	6-4	305	7/28/97	2	Mississippi State	Macon, Miss.	D1-'19
81	Smith, Jonnu	TE	6-3	248	8/22/95	4	Florida International	Ocala, Fla.	D3b-'17
23	Smith, Tye	CB	6-0	195	5/3/93	5	Towson	Raleigh, N.C.	FA-'17
87	Swaim, Geoff	TE	6-4	260	9/16/93	6	Texas	Chico, Calif.	FA-'20
17	Tannehill, Ryan	QB	6-4	217	7/27/88	9	Texas A&M	Big Spring, Texas	T (MIA)-'19
24	Vaccaro, Kenny	S	6-0	214	2/15/91	8	Texas	Brownwood, Texas	FA-'18
15	Westbrook-Ikhine, Nick	WR	6-2	211	3/21/97	R	Indiana	Lake Mary, Fla.	FA-'20
5	Woodside, Logan	QB	6-1	213	1/27/95	1	Toledo	Frankfort, Ky.	FA-'19
PRACTICE SQUAD (15):									
73	Adams, Paul	T	6-5	315	5/17/95	1	Missouri	Nashville, Tenn.	FA-'20
95	Brown, Miles	DL	6-2	320	9/4/97	2	Wofford	Cheverly, Md.	FA-'20
12	Daniel, Trevor	P	6-1	231	12/8/94	2	Tennessee	Dickson, Tenn.	FA-'20
12	Davis, Rashard	WR	5-9	175	9/14/95	1	James Madison	Charlottesville, Va.	FA-'20
83	Hesse, Parker	TE	6-3	261	5/26/95	1	Iowa	Waukon, Iowa	FA-'20
16	Hollister, Cody	WR	6-4	216	11/18/93	3	Arkansas	Bend, Ore.	FA-'19
89	Hudson, Tommy	TE	6-3	255	2/22/97	R	Arizona State	San Jose, Calif.	FA-'20
66	Kemp, Brandon	T	6-6	317	1/18/97	R	Valdosta State	Atlanta, Ga.	FA-'20
4	Kizer, DeShone	QB	6-4	235	1/3/96	4	Notre Dame	Toledo, Ohio	FA-'20
52	Munyer, Daniel	C	6-1	305	3/4/92	3	Colorado	Harbor City, Calif.	FA-'19
40	Orchard, Nate	OLB	6-3	251	1/5/93	5	Utah	Salt Lake City, Utah	FA-'20
44	Orzech, Matt	LS	6-3	245	4/12/95	2	Azusa Pacific	Menifee, Calif.	FA-'20
42	Reed, Brooks	OLB	6-3	254	2/28/87	10	Arizona	Sabino, Ariz.	FA-'20
80	Rogers, Chester	WR	6-0	184	1/12/94	5	Grambling State	Huntsville, Ala.	FA-'20
2	Sloman, Sam	K	5-8	205	9/19/97	R	Miami (Ohio)	Rosewell, Ga.	FA-'20
RESERVE/COVID-19 (2):									
3	Gostkowski, Stephen	K	6-1	215	1/28/84	15	Memphis	Madison, Miss.	FA-'20
93	Tart, Tear	DT	6-2	304	2/28/97	R	Florida International	Philadelphia, Pa.	FA-'20
RESERVE/INJURED (8):									
39	Borders, Breon	CB	6-0	189	7/22/95	2	Duke	Statesville, N.C.	FA-'20
55	Brown, Jayon	LB	6-0	226	2/26/95	4	UCLA	Long Beach, Calif.	D5-'17
99	Clowney, Jadeveon	OLB	6-5	255	2/14/93	7	South Carolina	Rock Hill, S.C.	FA-'20
29	Cruikshank, Dane	DB	6-1	209	4/27/95	3	Arizona	Chino Hills, Calif.	D5-'18
10	Humphries, Adam	WR	5-11	195	6/24/93	6	Clemson	Spartanburg, S.C.	UFA (TB)-'19
77	Lewan, Taylor	T	6-7	309	7/22/91	7	Michigan	Cave Creek, Ariz.	D1-'14
30	Milton, Chris	CB	5-11	190	9/15/92	5	Georgia Tech	Folkston, Ga.	W (IND)-'19
70	Sambrailo, Ty	T	6-5	311	3/10/92	6	Colorado State	Watsonville, Calif.	FA-'20
RESERVE/NON-FOOTBALL ILLNESS (1):									
79	Wilson, Isaiah	T	6-6	350	2/12/99	R	Georgia	Brooklyn, N.Y.	D1-'20
PRACTICE SQUAD/INJURED (2):									
7	McCann, Tucker	K	6-0	218	11/10/97	R	Missouri	O'Fallon, Ill.	FA-'20
59	Skipper, Tuzar	OLB	6-3	246	6/5/95	2	Toledo	Norwich, Conn.	FA-'20
RESERVE/VOLUNTARY OPT-OUT (1):									
61	McKinney, Anthony	T	6-7	316	10/25/97	R	Texas Christian	Rockford, Ill.	FA-'20

Active Roster Count: 51

As of Jan. 3, 2021

HEAD COACH: MIKE VRABEL

ASSISTANT COACHES: ARTHUR SMITH (offensive coordinator), CRAIG AUKERMAN (special teams), BRIAN BELL (strength and conditioning assistant), SCOTT BOOKER (safeties), SHANE BOWEN (outside linebackers), KEITH CARTER (offensive line), RYAN CROW (assistant special teams), TONY DEWS (running backs), TODD DOWNING (tight ends), MATT EDWARDS (defensive assistant), MONDRAY GEE (strength and conditioning assistant), JIM HASLETT (inside linebackers), CHANDLER HENLEY (quality control), ZAK KUHR (defensive quality control), ANTHONY MIDGET (secondary), ROB MOORE (wide receivers), PAT O'HARA (quarterbacks), FRANK PIRAINO (strength and conditioning), LUKE STECKEL (offensive assistant), MIKE SULLIVAN (assistant offensive line), TERRELL WILLIAMS (defensive line)

GAME PREVIEW

TEAM NOTES

PLAYER NOTES

MEDIA

STATISTICS

ROSTERS

TENNESSEE TITANS NUMERICAL ROSTER

NO.	NAME	POS.	HT.	WT.	AGE	EXP.	COLLEGE	HOMETOWN	ACQUIRED
5	Logan Woodside	QB	6-1	213	25	1	Toledo	Frankfort, Ky.	FA-'19
6	Brett Kern	P	6-2	214	34	13	Toledo	Grand Island, N.Y.	W (DEN)-'09
11	A.J. Brown	WR	6-1	226	23	2	Mississippi	Starkville, Miss.	D2-'19
13	Cameron Batson	WR	5-8	175	25	3	Texas Tech	Oklahoma City, Okla.	FA-'18
14	Kalif Raymond	WR	5-8	182	26	3	Holy Cross	Lawrenceville, Ga.	FA-'18
15	Nick Westbrook-Ikhine	WR	6-2	211	23	R	Indiana	Lake Mary, Fla.	FA-'20
17	Ryan Tannehill	QB	6-4	217	32	9	Texas A&M	Big Spring, Texas	T (MIA)-'19
20	Senorise Perry	RB	6-0	210	29	6	Louisville	Summersville, Ga.	FA-'20
21	Malcolm Butler	CB	5-11	190	30	7	West Alabama	Vicksburg, Miss.	UFA (NE)-'18
22	Derrick Henry	RB	6-3	247	26	5	Alabama	Yulee, Fla.	D2c-'16
23	Tye Smith	CB	6-0	195	27	5	Towson	Raleigh, N.C.	FA-'17
24	Kenny Vaccaro	S	6-0	214	29	8	Texas	Brownwood, Texas	FA-'18
25	Adoree' Jackson	CB	5-10	186	25	4	Southern California	East St. Louis, Ill.	D1b-'17
26	Kristian Fulton	CB	5-11	197	22	R	Louisiana State	New Orleans, La.	D2-'20
28	Jeremy McNichols	RB	5-9	205	25	1	Boise State	Santa Margarita, Calif.	FA-'20
31	Kevin Byard	S	5-11	212	27	5	Middle Tennessee State	Lithonia, Ga.	D3-'16
32	Darrynton Evans	RB	5-10	203	22	R	Appalachian State	Oak Hill, Fla.	D3-'20
33	Desmond King II	CB	5-10	201	26	4	Iowa	Detroit, Mich.	T (LAC)-'20
35	Chris Jackson	DB	5-10	193	22	R	Marshall	Tallahassee, Fla.	D7b-'20
36	Kareem Orr	CB	5-11	195	24	1	Chattanooga	Chattanooga, Tenn.	FA-'19
37	Amani Hooker	DB	5-11	210	22	2	Iowa	Minneapolis, Minn.	D4-'19
41	Khari Blasingame	FB/RB	6-0	233	24	2	Vanderbilt	New Market, Ala.	FA-'19
45	D'Onta Foreman	RB	6-1	236	24	3	Texas	Texas City, Texas	FA-'20
46	Joshua Kalu	DB	6-0	203	25	2	Nebraska	Houston, Texas	FA-'18
47	Matt Overton	LS	6-1	243	35	8	Western Washington	Tracy, Calif.	FA-'20
49	Nick Dzubnar	LB	6-1	240	29	6	Cal Poly - San Luis Obispo	Mission Viejo, Calif.	UFA (LAC)-'20
50	Derrick Roberson	OLB	6-3	250	25	2	Sam Houston State	San Antonio, Texas	FA-'19
51	David Long Jr.	LB	5-11	227	24	2	West Virginia	Cincinnati, Ohio	D6-'19
53	Will Compton	LB	6-1	235	31	7	Nebraska	Bonne Terre, Mo.	FA-'20
54	Rashaan Evans	LB	6-2	232	25	3	Alabama	Auburn, Ala.	D1-'18
56	Daren Bates	LB	5-11	225	30	8	Auburn	Olive Branch, Miss.	FA-'20
57	Wyatt Ray	OLB	6-3	255	24	1	Boston College	Boca Raton, Fla.	FA-'20
58	Harold Landry III	OLB	6-2	252	24	3	Boston College	Spring Lake, N.C.	D2-'18
60	Ben Jones	C	6-3	308	31	9	Georgia	Brent, Ala.	UFA (HOU)-'16
62	Aaron Brewer	G/C	6-1	274	23	R	Texas State	Dallas, Texas	FA-'20
64	Nate Davis	OL	6-3	316	24	2	Charlotte	Ashburn, Va.	D3-'19
71	Dennis Kelly	T	6-8	321	30	9	Purdue	Chicago Heights, Ill.	T (PHI)-'16
72	David Quessenberry	OL	6-5	305	30	2	San Jose State	La Jolla, Calif.	FA-'18
75	Jamil Douglas	G/C	6-4	309	28	3	Arizona State	Cypress, Calif.	FA-'18
76	Rodger Saffold III	G	6-5	325	32	11	Indiana	Bedford, Ohio	UFA (LAR)-'19
78	Marshall Newhouse	T	6-4	330	32	11	Texas Christian	Dallas, Texas	FA-'20
81	Jonnu Smith	TE	6-3	248	25	4	Florida International	Ocala, Fla.	D3b-'17
84	Corey Davis	WR	6-3	209	25	4	Western Michigan	Wheaton, Ill.	D1a-'17
85	MyCole Pruitt	TE	6-2	245	28	5	Southern Illinois	South Bend, Ind.	FA-'18
86	Anthony Firkser	TE	6-2	246	25	3	Harvard	Manalapan, N.J.	FA-'18
87	Geoff Swaim	TE	6-4	260	27	6	Texas	Chico, Calif.	FA-'20
90	DaQuan Jones	DL	6-4	322	29	7	Penn State	Johnson City, N.Y.	D4a-'14
91	Larrell Murchison	DL	6-2	297	23	R	North Carolina State	Elizabethtown, N.C.	D5-'20
92	Matt Dickerson	DE	6-5	292	25	3	UCLA	San Mateo, Calif.	FA-'18
94	Jack Crawford	DL	6-5	274	32	9	Penn State	London, United Kingdom	UFA (ATL)-'20
98	Jeffery Simmons	DT	6-4	305	23	2	Mississippi State	Macon, Miss.	D1-'19
PRACTICE SQUAD (15):									
2	Sam Sloman	K	5-8	205	23	R	Miami (Ohio)	Rosewell, Ga.	FA-'20
4	DeShone Kizer	QB	6-4	235	25	4	Notre Dame	Toledo, Ohio	FA-'20
12	Trevor Daniel	P	6-1	231	26	2	Tennessee	Dickson, Tenn.	FA-'20
16	Cody Hollister	WR	6-4	216	27	3	Arkansas	Bend, Ore.	FA-'19
19	Rashard Davis	WR	5-9	175	25	1	James Madison	Charlottesville, Va.	FA-'20
40	Nate Orchard	OLB	6-3	251	27	5	Utah	Salt Lake City, Utah	FA-'20
42	Brooks Reed	OLB	6-3	254	33	10	Arizona	Sabino, Ariz.	FA-'20
44	Matt Orzech	LS	6-3	245	25	2	Azusa Pacific	Menifee, Calif.	FA-'20
52	Daniel Munyer	C	6-1	305	28	3	Colorado	Harbor City, Calif.	FA-'19
66	Brandon Kemp	T	6-6	317	23	R	Valdosta State	Atlanta, Ga.	FA-'20
73	Paul Adams	T	6-5	315	25	1	Missouri	Nashville, Tenn.	FA-'20
80	Chester Rogers	WR	6-0	184	26	5	Grambling State	Huntsville, Ala.	FA-'20
83	Parker Hesse	TE	6-3	261	25	1	Iowa	Waukon, Iowa	FA-'20
89	Tommy Hudson	TE	6-3	255	23	R	Arizona State	San Jose, Calif.	FA-'20
95	Miles Brown	DL	6-2	320	23	2	Wofford	Cheverly, Md.	FA-'20
RESERVE/COVID-19 (2):									
3	Stephen Gostkowski	K	6-1	215	36	15	Memphis	Madison, Miss.	FA-'20
93	Teair Tart	DT	6-2	304	23	R	Florida International	Philadelphia, Pa.	FA-'20
RESERVE/INJURED (8):									
10	Adam Humphries	WR	5-11	195	27	6	Clemson	Spartanburg, S.C.	UFA (TB)-'19
29	Dane Cruikshank	DB	6-1	209	25	3	Arizona	Chino Hills, Calif.	D5-'18
30	Chris Milton	CB	5-11	190	28	5	Georgia Tech	Folkston, Ga.	W (IND)-'19
39	Breon Borders	CB	6-0	189	25	2	Duke	Statesville, N.C.	FA-'20
55	Jayon Brown	LB	6-0	226	25	4	UCLA	Long Beach, Calif.	D5-'17
70	Ty Sambrailo	T	6-5	311	28	6	Colorado State	Watsonville, Calif.	FA-'20
77	Taylor Lewan	T	6-7	309	29	7	Michigan	Cave Creek, Ariz.	D1-'14
99	Jadeveon Clowney	OLB	6-5	255	27	7	South Carolina	Rock Hill, S.C.	FA-'20
RESERVE/NON-FOOTBALL ILLNESS (1):									
79	Isaiah Wilson	T	6-6	350	21	R	Georgia	Brooklyn, N.Y.	D1-'20
PRACTICE SQUAD/INJURED (2):									
7	Tucker McCann	K	6-0	218	23	R	Missouri	O'Fallon, Ill.	FA-'20
59	Tuzar Skipper	OLB	6-3	246	25	2	Toledo	Norwich, Conn.	FA-'20
RESERVE/VOLUNTARY OPT-OUT (1):									
61	Anthony McKinney	T	6-7	316	23	R	Texas Christian	Rockford, Ill.	FA-'20

Active Roster Count: 51

As of Jan. 3, 2021

HEAD COACH: MIKE VRABEL

ASSISTANT COACHES: ARTHUR SMITH (offensive coordinator), CRAIG AUKERMAN (special teams), BRIAN BELL (strength and conditioning assistant), SCOTT BOOKER (safeties), SHANE BOWEN (outside linebackers), KEITH CARTER (offensive line), RYAN CROW (assistant special teams), TONY DEWS (running backs), TODD DOWNING (tight ends), MATT EDWARDS (defensive assistant), MONDRAY GEE (strength and conditioning assistant), JIM HASLETT (inside linebackers), CHANDLER HENLEY (quality control), ZAK KUHR (defensive quality control), ANTHONY MIDGET (secondary), ROB MOORE (wide receivers), PAT O'HARA (quarterbacks), FRANK PIRAINO (strength and conditioning), LUKE STECKEL (offensive assistant), MIKE SULLIVAN (assistant offensive line), TERRELL WILLIAMS (defensive line)

HOW ACQUIRED KEY: FA (free agent), UFA (unrestricted free agent), RFA (restricted free agent), D (draft pick), W (waivers), T (trade)

GAME PREVIEW

TEAM NOTES

PLAYER NOTES

MEDIA

STATISTICS

ROSTERS



TENNESSEE
TITANS

MIKE VRABEL

TRANSCRIPT

HEAD COACH MIKE VRABEL PRESS CONFERENCE TRANSCRIPT

Monday, January 4, 2021

(on earning a home playoff game to save the wear and tear of traveling and the importance of winning at home)

It's just important that you play your best this late in the season. It's a new season, and that we're ready to go. Our whole goal was to win the division – our first goal, excuse me, was to win the division, host a home playoff game. Now it's about winning that next game, that next playoff game against an opponent that we have a lot of respect for, that are playing very well, and is no stranger to playoff football.

(on if it's easier or harder to face the Ravens for the third time in a calendar year)

It's always hard to play, to prepare for a good football team, for a sound, physical football team that's got a history of winning. They're playing well. We'll just have to dial in stuff that we needed to improve on those last couple games and try to take care of these keys as we see (what) are going to be the ones that are going to help us beat the Ravens.

(on the challenge of defending what Baltimore does well while trying to create defensive matchups)

Not sure we have many people that can match up with Lamar Jackson's speed, so if you have, let me know and we'll throw them in there. But we're going to have to play sound team defense. It's option football. When it's not, then we'll have to be sound on the pass game. He's clearly a threat. He's clearly an unbelievably dynamic player. Poses a lot of problems. We'll have to begin our preparation with the players tomorrow afternoon.

(on what stands out about the Ravens rushing attack)

Everybody believes in it. They believe in their scheme. They do a nice job up front of covering guys up and staying on blocks. Receivers are willing to block. The threat of the quarterback to run the football is always an issue, and their backs are talented. They have backs that play with great vision, run behind their pads, they run hard. It'll be a big challenge.

(on Ravens running back J.K. Dobbins being more of a threat now than he was in their first matchup)

He's playing with confidence and I think sometimes the more carries you get, the more confidence you get, and you get a better feel for how things are going to be blocked, and how runs may break, where the cut may be. It seems like a greater confidence level.

(on if what was done well defensively gets overshadowed by the final stat lines)

Ten plays for 263 yards. Hopefully we can stop giving up big plays and try to make teams earn it and make some plays along the way.

(on the performance of cornerback Kristian Fulton)

Good to have him back out there.

(on if there are common threads in the Ravens offense that can allow the defense to replicate past performances)

I think there is. Obviously not every play is a read or an option-type play. But when it is, you're going to have to be sound and there's going to have to be responsibilities that everybody is going to have to take care of. Because if not, that's when they take advantage of your missed assignment and the quarterback pulls it, or the running back has it. You can't jump out of gaps. Everybody's responsible for something. But then you have to be good on the plays that aren't designed to be read or option-type plays. They're moving the ball down the field or they're regular gap-scheme runs and so that's the challenge, that not every play is a read. We'll go back through and try to identify those plays that we need to improve on from the last time and try to be better this time.

(on the effectiveness of the Ravens tight ends)

They're good players. I think Lamar (Jackson) has a lot of trust and confidence in them. He likes to see it in front of them, the vision, they work the middle of the field. They're tough matchups. Those tight ends that have good length, big catch radius, is a comfort for the quarterback.

(on building a non-division rivalry with the Ravens and what it's like to play a non-division rival in the playoffs)

We do have a lot of familiarity with them. The rivalry is that we've played them. We went down there in the playoffs, came back and played them again. Like Jim (Wyatt) mentioned, it's three times in a calendar year in a non-divisional game. All these teams that finished 11-5 or better, that's a great accomplishment. To be able to do that and have the opportunity to play against the Ravens in the playoffs is something that is special. We have a lot of respect for them. We understand it's going to be a difficult task. I don't know what that is. I don't know what that's like. I don't know other than you have to play well. You have to do things that aren't going to get you beat. You're going to have to take care of football. You're going to have to be sound because they're going to be able to take advantage of all the mistakes that you make, whether that be in any phase.

(on the common thread between the chunk plays given up by the defense)

Those are always the things that come up. Was it a mental error? Was it a missed assignment? Did you just get beat? Did you miss a tackle? Was it the right offensive call for your defensive call? Those are the things that we'll, we put it into those types of buckets. It's an understanding of everybody taking care of their responsibility, doing your job first, man coverage, making sure that we keep our eyes on our man. All those types of things.

(on the difficult year Nashville has had and if he talks to the team about its ability to bring joy to the community during hard times)

We're all very conscious of the role that we have in our community. Whether you're a professional athlete or you're a coach, or whoever you may be that you have a certain role that you try to bring the community and try to help out where you can. We've been blessed. We're fortunate to get to do what we get to do. I understand that. I'm appreciative of that. I ask our guys to be great off the field and to help where they can. But I don't know if it's necessarily something that we'll talk about like, 'We have to play well against the Ravens because of the community.' We want to play hard and we want to win, and we'll prepare and I'm glad that we get the support of people, and appreciate those people that came out last night, that were there when we when we got back from Houston. I hope that we can let as many people into the game as possible, and the ones that can't, that (they) can experience it however they can support us.

(on the progress of outside linebacker Jadeveon Clowney and if it's possible for him to return)

Gentry (Estes) from the top rope. I couldn't help you out with that one. Sorry.

(on if Jadeveon Clowney has been involved enough to get back on the field this season)

I'd say no.

(on if he takes gratification in 'finding' offensive coordinator Arthur Smith)

Arthur (Smith)'s been in this organization for a lot of years. I'd say close to a decade. He's given everything that he was asked to and then some in whatever role that he was in. When I got here, he was highly recommended by people within this organization. He was highly recommended by Mike Mularkey as a coach that you could trust, was loyal, that was diligent, that was hard working. I didn't find Arthur (Smith). I didn't find Arthur Smith. I was able to interview him and retain him as a coach here. He's earned everything that he's gotten.

(on offering advice to Arthur Smith about compartmentalizing coaching a playoff team while he's rumored to be a candidate for head coaching vacancies)

I have full confidence that Arthur (Smith) will do everything that's needed to prepare our offense and our coaches for this game.

(on if running back Derrick Henry was looking for a touchdown when Texans linebacker Zach Cunningham forced him to fumble)

I think Derrick (Henry) looks for a touchdown every time we hand it to him. I don't think that was the reason. Zach (Cunningham)'s amazing player. Zach Cunningham is an excellent player, phenomenal player. He spun and his arm got in the way and we'll have to take care of the football. I hope Derrick (Henry) looks for a touchdown every time we hand it to him.

(on if Derrick Henry saw a touchdown run when Zach Cunningham forced the fumble)

You'd have to ask him. Again, I hope he sees a touchdown every time we hand it to him. Whether he does or doesn't, he's proven that he has that type of ability. Very proud of him and what he's able to accomplish. He was frustrated and disappointed that he fumbled, and I don't want that to overshadow his personal accomplishment because he won't talk about it. He won't want to address it. He'll want to talk about the ball security. Again, honored and privileged to be able to coach a player like Derrick (Henry) who has been durable, reliable, dependable throughout my time here.

(on the Titans ability to close out close games and being 4-1 in games decided by three points or less)

We try not to panic. We try to work on executing situations in practice that could potentially come up. Credit to the players for having the faith to be able to finish close games, which seem to be in the National Football League.

(on the success of the run defense against the Ravens in Week 11)

Everybody's doing their job. I thought we tackled well. We'll have to be better this week. They're better and they're playing better. We'll have to have a great plan and great execution.

(on how the Ravens run game has changed outside of J.K. Dobbins getting into a rhythm)

They got some guys back, healthy up front. I'll have to spend some more time here this afternoon. They attack you in a lot of different ways. They get you thinking. One time you got somebody reading you, not blocking you, and then the next time they're blocking you. They make everybody think and they make everybody execute. They force you to play 11-on-11.

(on what home field advantage means this year with the limited fans allowed to attend games)

There's a comfort level to what we do. I know that the records are going to be about 50/50 with the home games and the road games. I think it's an idea that you earned it, that you earned the right to play games at home, that you don't have to travel. You don't have to come in, get going on a Saturday at one o'clock to get out at the airport, that you can be here, prepare, and continue to work up until you check into the hotel on Saturday afternoon.

(on the comfort of playing Sunday at noon)

We play most of our games Sunday at noon, so I think we have the schedule set for that one.

(on the comfort of playing Sunday at noon)

We play them all Sunday at noon, so I'm pretty sure I got the schedule set. We know exactly what time pregame meal is. We'll be at the stadium by 10. We'll be good.

(on the 24-hour rule to shift focus away from an emotional win to a playoff game against the Ravens)

I want them to come in with the attitude that they're winners, when they come in here for treatment, when they come in here to lift. We won 11 games, won our division. We won our division with another team that won 11 games. Not that we can sit there and say that we've arrived and that we're just going to show up on Sunday and somehow beat the Ravens, no. But I think that we have to have some sort of that winning attitude and that winning mentality that you have to carry through into the playoffs when it's a single-elimination tournament.

(on setting a standard for the organization after having five straight winning seasons and three trips to the playoffs in four years)

You look at today around the National Football League, I think the expectations, we all understand what the expectations are. They're extremely high. We have to continue to improve and continue to find ways to win games.



**TENNESSEE
TITANS**

**GAME-BY-GAME
STATISTICS**

2020 TENNESSEE TITANS GAME-BY-GAME OFFENSE

	Sept 14 @ Den	Sept 20 Jax	Sept 27 @ Min	Oct 13 Buf	Oct 18 Hou	Oct 25 Pit	Nov 1 @ Cin	Nov 8 Chi	Nov 12 Ind	Nov 22 @ Bal	Nov 29 @ Ind	Dec 6 Cle	Dec 13 @ Jax	Dec 20 Det	Dec 27 @ GB	Jan 3 @ Hou	2020 Totals
Points	16	33	31	42	42	24	20	24	17	30	45	35	31	46	14	41	491
1st Qtr	0	14	6	7	14	0	0	3	7	7	14	0	7	14	0	3	96
2nd Qtr	7	10	3	14	7	7	7	7	10	3	21	7	10	10	7	14	144
3rd Qtr	0	6	16	7	0	10	0	7	0	3	3	14	14	0	7	14	101
4th Qtr	9	3	6	14	15	7	13	7	0	11	7	14	0	22	0	10	138
Overtime	0	0	0	0	6	0	0	0	0	6	0	0	0	0	0	0	12
TDs (Ru-P-Ret)	0-2-0	0-4-0	2-0-0	3-3-0	2-4-0	1-2-0	1-2-0	0-2-1	1-1-0	1-2-0	4-1-1	1-3-1	2-2-0	3-3-0	1-1-0	4-1-0	26-33-3
PATs (M/A)	1-2	3-4	1-1	6-6	4-4	3-3	2-2	3-3	2-2	1-1	6-6	3-3	4-4	5-5	2-2	5-5	51-53
2PT Convs (M/A)	0-0	0-0	0-1	0-0	1-1	0-0	0-1	0-0	0-0	1-1	0-0	1-2	0-0	1-1	0-0	0-0	4-7
FGs (M/A)	1-4	2-2	6-6	0-0	0-2	1-2	0-1	1-1	1-2	3-3	1-1	0-0	1-1	1-1	0-0	2-2	20-28
Safeties	0	0	0	0	0	0	0	0	0	0	0	0	0	0	0	0	0
First Downs	26	23	23	25	31	15	27	11	25	26	28	25	25	28	15	28	381
Rushing	6	7	10	9	9	5	12	4	9	8	16	4	10	10	6	17	142
Passing	17	12	13	14	20	8	13	7	9	16	9	18	11	17	9	10	203
Penalty	3	4	0	2	2	2	2	0	7	2	3	3	4	1	0	1	36
3rd Down Conv (M/A)	7-16	7-11	3-13	6-10	6-10	5-13	5-9	6-15	3-10	5-12	5-12	2-10	3-9	9-11	5-11	7-10	84-182
3rd Down Conv Pct	43.75%	63.64%	23.08%	60.00%	60.00%	38.46%	55.56%	40.00%	30.00%	41.67%	41.67%	20.00%	33.33%	81.82%	45.45%	70.00%	46.15%
4th Down Conv (M/A)	1-1	0-0	1-1	1-1	0-0	0-1	1-1	0-0	0-1	1-1	1-1	3-4	1-2	0-0	0-1	0-1	10-16
4th Down Conv Pct	100.00%	0.00%	100.00%	100.00%	0.00%	0.00%	100.00%	0.00%	0.00%	100.00%	100.00%	75.00%	50.00%	0.00%	0.00%	0.00%	62.50%
Red Zone Conv (M/A)	2-3	4-4	2-4	6-6	4-6	2-2	3-4	1-1	2-4	2-5	4-5	4-5	2-3	5-5	1-2	4-5	48-64
Red Zone Conv Pct	66.67%	100.00%	50.00%	100.00%	66.67%	100.00%	75.00%	100.00%	50.00%	40.00%	80.00%	80.00%	66.67%	100.00%	50.00%	80.00%	75.00%
Goal to Go Conv (M/A)	2-2	1-1	2-2	4-4	3-3	2-2	2-3	1-1	2-2	1-2	2-2	1-1	2-2	4-4	0-0	3-3	32-34
Goal to Go Conv Pct	100.00%	100.00%	100.00%	100.00%	100.00%	100.00%	66.67%	100.00%	100.00%	50.00%	100.00%	100.00%	100.00%	100.00%	0.00%	100.00%	94.12%
Total Net Yards	377	354	444	334	601	292	441	228	294	423	449	431	454	463	260	492	6343
Total Off. Plays	78	59	73	62	70	56	60	55	60	68	68	66	65	66	55	70	1031
Avg. Gain Per Play	4.8	6.0	6.1	5.4	8.6	5.2	7.4	4.1	4.9	6.2	6.6	6.5	7.0	7.0	4.7	7.0	6.2
Net Yards Rushing	130	123	134	139	263	82	218	92	157	173	229	62	249	195	156	288	2690
Total Rushing Plays	34	34	35	34	27	23	29	31	32	34	45	18	40	38	27	41	521
Avg. Gain Per Rush	3.8	3.6	3.8	4.1	9.7	3.6	7.5	3.0	4.9	5.1	5.1	3.4	6.2	5.1	5.8	7.0	5.2
Net Yards Passing	247	231	310	195	338	210	223	136	137	250	220	369	205	268	104	204	3653
Times Sacked	1	1	1	0	2	2	1	3	1	2	1	3	1	1	2	2	25
Yards Lost on Sacks	2	8	11	0	26	10	10	22	10	16	1	20	7	5	17	12	173
Gross Yards Passing	249	239	321	195	364	220	233	158	147	266	221	389	212	273	121	216	3826
Pass Attempts	43	24	37	28	41	31	30	21	27	32	22	45	24	27	26	27	485
Pass Completions	29	18	23	21	30	18	18	10	15	23	13	29	19	21	11	18	316
Completion Pct	67.44%	75.00%	62.16%	75.00%	73.17%	58.06%	60.00%	47.62%	55.56%	71.88%	59.09%	64.44%	79.17%	77.78%	42.31%	66.67%	65.15%
Avg. Gain Per Pass	5.6	9.2	8.2	7.0	7.9	6.4	7.2	5.7	4.9	7.4	9.6	7.7	8.2	9.6	3.7	7.0	7.2
Interceptions	0	0	1	0	1	0	1	0	0	1	0	1	0	0	2	0	7
Fumbles / Fum. Lost	0-0	0-0	2-0	0-0	1-1	1-0	0-0	0-0	0-0	3-0	0-0	4-2	1-1	0-0	1-0	2-1	15-5
Penalties	5	4	4	6	7	7	7	6	3	4	9	5	7	3	3	6	86
Penalty Yards	37	30	45	46	73	73	68	57	30	44	63	52	78	22	15	50	783
Punts	4	3	3	3	1	4	2	8	3	2	4	3	4	1	4	1	50
Gross Punting Average	51.0	40.7	47.7	42.7	54.0	60.5	36.0	50.5	21.3	46.5	40.0	46.0	41.3	47.0	43.5	46.0	45.1
Touchbacks	0	0	1	0	0	0	1	1	0	0	0	0	0	0	1	0	4
Inside20	2	3	1	3	0	1	1	0	0	0	4	0	4	1	1	1	22
Punts Blocked	0	0	0	0	0	0	0	0	1	0	0	0	0	0	0	0	1
Net Punting Average	47.0	40.7	41.0	43.0	54.0	39.8	26.0	40.0	21.3	43.0	40.0	45.7	41.3	48.0	38.5	44.0	40.1
Punt Returns	3	1	2	2	3	1	1	3	1	0	4	0	2	0	0	0	23
Punt Return Yards	19	0	5	40	20	5	3	49	2	0	52	0	13	0	0	0	208
Punt Return Avg.	6.3	0.0	2.5	20.0	6.7	5.0	3.0	16.3	2.0	0.0	13.0	0.0	6.5	0.0	0.0	0.0	9.0
Fair Catches	1	0	1	0	0	1	0	2	0	2	1	2	0	1	0	1	12
Kickoff Returns	1	4	1	2	3	3	2	2	2	3	2	4	0	2	6	1	38
Kickoff Return Yards	19	54	30	35	63	43	30	37	60	47	60	83	0	45	145	16	767
Kickoff Return Avg.	19.0	13.5	30.0	17.5	21.0	14.3	15.0	18.5	30.0	15.7	30.0	20.8	0.0	22.5	24.2	16.0	20.2
Time of Possession	32:40	26:38	31:32	27:36	31:50	23:23	24:03	26:06	28:42	33:33	35:33	23:14	31:43	28:21	23:23	31:04	28:28
Turnover Ratio	+1	+2	+2	+3	-2	+3	-1	+2	0	0	+1	-2	0	+3	-1	0	+11

2020 TENNESSEE TITANS GAME-BY-GAME DEFENSE

	Sept 14 @ Den	Sept 20 Jax	Sept 27 @ Min	Oct 13 Buf	Oct 18 Hou	Oct 25 Pit	Nov 1 @ Cin	Nov 8 Chi	Nov 12 Ind	Nov 22 @ Bal	Nov 29 @ Ind	Dec 6 Cle	Dec 13 @ Jax	Dec 20 Det	Dec 27 @ GB	Jan 3 @ Hou	2020 Totals
Points	14	30	30	16	36	27	31	17	34	30	26	41	10	25	40	38	439
1st Qtr	7	7	7	7	0	7	3	0	3	7	7	10	0	7	6	3	77
2nd Qtr	0	3	10	3	10	17	14	0	10	3	7	28	3	8	13	6	143
3rd Qtr	0	7	7	0	13	3	0	0	14	3	0	3	7	3	14	19	97
4th Qtr	7	13	6	6	13	0	14	17	7	11	12	0	0	7	7	10	122
Overtime	0	0	0	0	0	0	0	0	0	6	0	0	0	0	0	0	0
TDs (Ru-P-Ret)	1-1-0	1-3-0	1-3-0	0-2-0	1-4-0	1-2-0	2-2-0	0-2-0	2-1-1	1-2-0	2-2-0	1-4-0	0-1-0	2-1-0	2-4-0	1-3-0	18-36-1
PATs (M/A)	2-2	3-4	3-3	1-1	3-4	3-3	4-4	2-2	4-4	1-1	2-2	5-5	1-1	2-3	4-5	2-3	42-47
2PT Convs (M/A)	0-0	0-0	0-1	0-1	0-1	0-0	0-0	0-0	0-0	1-1	0-2	0-0	0-0	0-0	0-1	0-1	1-8
FGs (M/A)	0-0	1-1	1-2	1-1	1-1	2-2	1-1	1-1	2-2	3-3	0-0	2-2	1-2	1-1	0-0	4-4	21-23
Safeties	0	0	0	0	0	0	0	0	0	0	0	0	0	1	0	0	1
First Downs	19	30	22	23	25	23	27	22	26	26	27	26	20	27	27	26	391
Rushing	6	9	10	7	6	6	7	2	11	8	6	5	3	8	12	6	113
Passing	12	20	11	16	17	15	16	17	14	16	17	18	16	18	14	17	247
Penalty	1	1	1	0	2	2	4	3	1	2	4	3	1	1	1	3	31
3rd Down Conv (M/A)	3-9	10-14	4-10	13-17	7-14	13-18	10-15	2-15	4-12	5-12	5-13	10-16	5-14	7-12	4-8	5-12	111-214
3rd Down Conv Pct	33.33%	71.43%	40.00%	76.47%	50.00%	72.22%	66.67%	13.33%	33.33%	41.67%	38.46%	62.50%	35.71%	58.33%	50.00%	41.67%	51.87%
4th Down Conv (M/A)	0-1	1-1	0-1	0-0	3-3	0-0	1-1	3-4	3-5	1-1	1-2	0-1	1-3	0-1	1-2	1-1	15-26
4th Down Conv Pct	0.00%	100.00%	0.00%	0.00%	100.00%	0.00%	100.00%	75.00%	60.00%	100.00%	50.00%	0.00%	33.33%	0.00%	50.00%	100.00%	57.69%
Red Zone Conv (M/A)	2-3	4-5	2-2	2-2	4-4	3-5	4-5	2-3	3-6	2-5	4-4	4-5	1-3	3-4	4-5	2-5	45-65
Red Zone Conv Pct	66.67%	80.00%	100.00%	100.00%	100.00%	60.00%	80.00%	66.67%	50.00%	40.00%	100.00%	80.00%	33.33%	75.00%	80.00%	40.00%	69.23%
Goal to Go Conv (M/A)	1-2	1-1	1-1	0-0	4-4	2-2	2-2	2-3	1-2	1-2	3-3	3-3	1-1	3-4	4-4	1-2	29-35
Goal to Go Conv Pct	50.00%	100.00%	100.00%	0.00%	100.00%	100.00%	100.00%	66.67%	50.00%	50.00%	100.00%	100.00%	100.00%	75.00%	100.00%	50.00%	82.86%
Total Net Yards	323	480	464	370	412	362	367	375	430	423	336	458	354	430	448	457	6372
Total Off. Plays	59	74	62	69	67	74	69	75	69	68	67	70	69	65	63	61	1076
Avg. Gain Per Play	5.5	6.5	7.5	5.4	6.1	4.9	5.3	5.0	6.2	6.2	5.0	6.5	5.1	6.6	7.1	7.5	5.9
Net Yards Rushing	107	165	226	95	92	94	118	56	133	173	56	118	91	123	234	96	1933
Total Rushing Plays	26	27	33	22	27	25	32	20	29	34	21	36	15	27	37	17	427
Avg. Gain Per Rush	4.1	6.1	6.8	4.3	3.4	3.8	3.7	2.8	4.6	5.1	2.7	3.3	6.1	4.6	6.3	5.6	4.5
Net Yards Passing	216	315	238	275	320	268	249	319	297	250	280	340	263	307	214	361	4439
Times Sacked	0	2	2	1	2	0	0	3	1	2	2	0	0	0	1	4	19
Yards Lost on Sacks	0	24	13	10	15	0	0	16	11	16	15	0	0	0	17	24	154
Gross Yards Passing	216	339	251	285	335	268	249	335	308	266	295	340	263	307	231	385	4593
Pass Attempts	33	45	27	46	38	49	37	52	39	32	44	34	54	38	25	40	630
Pass Completions	22	30	16	29	28	32	26	36	29	23	24	26	31	27	21	29	423
Completion Pct	66.67%	66.67%	59.26%	63.04%	73.68%	65.31%	70.27%	69.23%	74.36%	71.88%	54.55%	76.47%	57.41%	71.05%	84.00%	72.50%	67.14%
Avg. Gain Per Pass	6.5	6.7	8.2	5.9	8.0	5.5	6.7	5.8	7.4	7.4	6.1	10.0	4.9	8.1	8.2	8.2	6.8
Interceptions	0	2	2	2	0	3	0	0	0	1	1	0	1	1	1	1	15
Fumbles / Fum. Lost	4-1	2-0	2-1	2-1	0-0	2-0	1-0	3-2	0-0	3-0	0-0	1-1	0-0	3-2	1-0	0-0	21-8
Penalties	5	8	3	10	4	8	7	5	9	4	6	13	10	3	0	6	103
Penalty Yards	56	60	20	56	46	69	45	35	73	44	50	92	80	33	0	44	840
Punts	5	2	3	2	4	2	3	6	1	2	5	3	4	1	0	1	45
Gross Punting Average	48.8	40.0	44.0	64.0	52.3	50.0	43.3	49.7	46.0	46.5	50.8	41.0	49.8	36.0	0.0	42.0	47.7
Touchbacks	0	0	0	0	1	0	0	1	0	0	0	0	1	0	0	0	3
Inside20	3	1	1	1	1	2	2	2	1	0	1	1	0	1	0	1	19
Punts Blocked	0	0	0	0	0	0	0	0	0	0	0	0	0	0	0	0	0
Net Punting Average	45.0	40.0	42.3	44.0	42.3	47.5	42.3	38.2	44.0	43.0	40.4	41.0	41.5	36.0	0.0	42.0	41.8
Punt Returns	2	1	0	1	1	3	0	6	0	0	0	3	0	1	0	1	20
Punt Return Yards	16	0	0	-1	0	83	0	64	0	0	0	1	0	-1	0	2	171
Punt Return Avg.	8.0	0.0	0.0	-1.0	0.0	27.7	0.0	10.7	0.0	0.0	0.0	0.3	0.0	-1.0	0.0	2.0	8.6
Fair Catches	1	1	2	1	0	1	1	0	1	2	2	0	2	0	0	0	13
Kickoff Returns	0	1	2	6	2	1	4	3	3	3	2	0	1	4	2	4	37
Kickoff Return Yards	0	0	47	138	39	17	97	53	67	47	49	0	16	116	35	95	823
Kickoff Return Avg.	0.0	0.0	23.5	23.0	19.5	17.0	24.3	17.7	22.3	15.7	24.5	0.0	16.0	29.0	17.5	23.8	22.2
Time of Possession	27:20	33:22	28:28	32:24	31:40	36:37	35:57	33:54	31:18	33:33	24:27	36:46	28:17	31:39	36:37	28:56	31:32

2020 TENNESSEE TITANS GAME-BY-GAME INDIVIDUAL LEADERS

Date	Opp	PASSING YDS.	RUSHING YDS.	RUSHING ATT.	RECEPTIONS	RECEIVING YDS.	TOTAL TACKLES	SACKS	INTERCEPTIONS
Sept 14	@ Den	R. Tannehill (249)	D. Henry (116)	D. Henry (31)	C. Davis (7)	C. Davis (101)	K. Byard (9)	none	none
Sept 20	Jax	R. Tannehill (239)	D. Henry (84)	D. Henry (25)	A. Humphries (5)	J. Smith (84)	K. Vaccaro, M. Butler (11)	K. Vaccaro, J. Crawford (1.0)	K. Fulton, H. Landry (1)
Sept 27	@ Min	R. Tannehill (321)	D. Henry (119)	D. Henry (26)	C. Davis, J. Smith (5)	K. Raymond (118)	J. Joseph, J. Brown, R. Evans (7)	J. Simmons, K. Fulton (1.0)	J. Joseph, A. Hooker (1)
Oct 13	Buf	R. Tannehill (195)	D. Henry (57)	D. Henry (19)	A. Brown (7)	A. Brown (82)	R. Evans (9)	H. Landry (1.0)	M. Butler (2)
Oct 18	Hou	R. Tannehill (364)	D. Henry (212)	D. Henry (22)	A. Firkser (8)	A. Firkser (113)	J. Brown (10)	J. Simmons, D. Jones (1.0)	none
Oct 25	Pit	R. Tannehill (220)	D. Henry (75)	D. Henry (20)	A. Brown, C. Davis (6)	A. Brown (153)	J. Brown, M. Butler (8)	none	J. Brown, A. Hooker, D. Cruikshank (1)
Nov 1	@ Cin	R. Tannehill (233)	D. Henry (112)	D. Henry (18)	C. Davis (8)	C. Davis (128)	J. Brown (12)	none	none
Nov 8	Chi	R. Tannehill (158)	D. Henry (68)	D. Henry (21)	A. Brown (4)	A. Brown (101)	J. Brown (10)	J. Brown, H. Landry (1.0)	none
Nov 12	Ind	R. Tannehill (147)	D. Henry (103)	D. Henry (19)	C. Davis (5)	C. Davis (67)	K. Byard (10)	D. Jones (1.0)	none
Nov 22	@ Bal	R. Tannehill (259)	D. Henry (133)	D. Henry (28)	C. Davis (5)	C. Davis (113)	R. Evans (9)	H. Landry (1.0)	A. Hooker (1)
Nov 29	@ Ind	R. Tannehill (221)	D. Henry (178)	D. Henry (27)	A. Brown (4)	A. Brown (98)	K. Vaccaro (9)	J. Simmons, H. Landry (1.0)	B. Borders (1)
Dec 6	Cle	R. Tannehill (389)	D. Henry (60)	D. Henry (15)	C. Davis (11)	C. Davis (182)	M. Butler (8)	none	none
Dec 13	@ Jax	R. Tannehill (212)	D. Henry (215)	D. Henry (26)	A. Brown (7)	A. Brown (112)	K. Byard (11)	none	M. Butler (1)
Dec 20	Det	R. Tannehill (273)	D. Henry (147)	D. Henry (24)	J. Smith, A. Brown (5)	C. Davis (110)	D. Long (12)	none	K. Byard (1)
Dec 27	@ GB	R. Tannehill (121)	D. Henry (98)	D. Henry (98)	A. Brown (4)	A. Brown (43)	D. Long, K. Byard (9)	W. Ray (1.0)	M. Butler (1)
Jan 3	@ Hou	R. Tannehill (216)	D. Henry (250)	D. Henry (34)	A. Brown (10)	A. Brown (151)	D. Long (8)	H. Landry, D. King, B. Reed, J. Crawford (1.0)	A. Hooker (1)

2020 OPPONENTS GAME-BY-GAME INDIVIDUAL LEADERS

Date	Opp	PASSING YDS.	RUSHING YDS.	RUSHING ATT.	RECEPTIONS	RECEIVING YDS.	TOTAL TACKLES	SACKS	INTERCEPTIONS
Sept 14	@ Den	D. Lock (216)	M. Gordon (78)	M. Gordon (15)	N. Fant (5)	N. Fant (81)	J. Jones (12)	J. Attaochu (1.0)	none
Sept 20	Jax	G. Minshew (339)	J. Robinson (102)	J. Robinson (16)	K. Cole (6)	D. Chark (84)	M. Jack (11)	K. Chaisson (1.0)	none
Sept 27	@ Min	K. Cousins (251)	D. Cook (181)	D. Cook (22)	J. Jefferson (9)	J. Jefferson (175)	E. Kendricks (10)	Y. Ngakoue (1.0)	H. Smith (1)
Oct 13	Buf	J. Allen (263)	T. Yeldon (52)	D. Singletary (11)	S. Diggs (10)	S. Diggs (106)	T. Edmunds (8)	none	none
Oct 18	Hou	D. Watson (335)	Da. Johnson (57)	Da. Johnson (19)	B. Cooks (9)	W. Fuller (123)	T. Adams, Z. Cunningham (8)	T. Adams, J. Watt (1.0)	B. Roby (1)
Oct 25	Pit	B. Roethlisberger (268)	J. Conner (82)	J. Conner (20)	J. Smith-Schuster, D. Johnson (9)	J. Smith-Schuster (85)	V. Williams (10)	V. Williams, T. Watt (1.0)	none
Nov 1	@ Cin	J. Burrow (249)	G. Bernard (62)	G. Bernard (15)	A. Tate (7)	T. Higgins (78)	J. Bates III (11)	L. Wilson (1.0)	J. Bates III (1)
Nov 8	Chi	N. Foles (335)	D. Montgomery (30)	D. Montgomery (14)	A. Robinson (7)	A. Robinson (81)	R. Smith (11)	R. Smith, M. Edwards, B. Nichols (1.0)	none
Nov 12	Ind	P. Rivers (308)	N. Hines (70)	N. Hines (12)	M. Pittman (7)	M. Pittman (101)	D. Leonard (9)	D. Autry (1.0)	none
Nov 22	@ Bal	L. Jackson (186)	J. Dobbins (70)	J. Dobbins (15)	M. Andrews (5)	M. Andrews (96)	P. Queen (9)	M. Judon, Y. Ngakoue (1.0)	T. Bowser (1)
Nov 29	@ Ind	P. Rivers (295)	N. Hines (29)	N. Hines (8)	N. Hines (8)	T. Hilton (81)	D. Leonard (14)	D. Leonard (1.0)	none
Dec 6	Cle	B. Mayfield (334)	N. Chubb (80)	N. Chubb (18)	J. Landry (8)	R. Higgins (95)	A. Sendejo (8)	M. Smith, M. Garrett, L. Ogunjobi (1.0)	M. Stewart Jr. (1)
Dec 13	@ Jax	G. Minshew (178)	J. Robinson (67)	J. Robinson (12)	K. Cole (7)	K. Cole (67)	M. Jack (10)	J. Giles-Harris (1.0)	none
Dec 20	Det	M. Stafford (252)	D. Swift (67)	D. Swift (15)	M. Jones (10)	M. Jones (112)	D. Harmon (10)	R. Okwara (1.0)	none
Dec 27	@ GB	A. Rodgers (231)	A. Dillon (124)	A. Dillon (21)	D. Adams (11)	D. Adams (142)	K. Barnes (7)	Z. Smith, K. Keke (1.0)	D. Savage, C. Kirksey (1)
Jan 3	@ Hou	D. Watson (365)	D. Johnson (84)	D. Johnson (14)	B. Cooks (11)	B. Cooks (166)	Z. Cunningham (13)	C. Omenihu, C. Watkins (1.0)	none

2020 TENNESSEE TITANS GAME-BY-GAME STARTERS

BOLD denotes rookie

OFFENSE

Date	Opp	WR/TE	LT	LG	C	RG	RT	TE	RB/FB/WR/TE	QB	WR	RB
Sept 14	@ Den	C. Davis (WR)	T. Lewan	R. Saffold	B. Jones	N. Davis	D. Kelly	J. Smith	M. Pruitt (TE)	R. Tannehill	A. Brown	D. Henry
Sept 20	Jax	C. Davis (WR)	T. Lewan	R. Saffold	B. Jones	N. Davis	D. Kelly	J. Smith	K. Blasingame (FB)	R. Tannehill	K. Raymond	D. Henry
Sept 27	@ Min	C. Davis (WR)	T. Lewan	R. Saffold	B. Jones	N. Davis	D. Kelly	J. Smith	C. Batson (WR)	R. Tannehill	A. Humphries	D. Henry
Oct 13	Buf	A. Firkser (TE)	T. Lewan	R. Saffold	B. Jones	N. Davis	D. Kelly	J. Smith	G. Swaim (TE)	R. Tannehill	K. Raymond	D. Henry
Oct 18	Hou	N. Westbrook (WR)	T. Lewan	R. Saffold	B. Jones	N. Davis	D. Kelly	J. Smith	K. Blasingame (FB)	R. Tannehill	A. Brown	D. Henry
Oct 25	Pit	C. Davis (WR)	T. Sambrailo	R. Saffold	B. Jones	N. Davis	D. Kelly	J. Smith	M. Pruitt (TE)	R. Tannehill	A. Brown	D. Henry
Nov 1	@ Cin	C. Davis (WR)	T. Sambrailo	R. Saffold	B. Jones	N. Davis	D. Kelly	J. Smith	M. Pruitt (TE)	R. Tannehill	A. Brown	D. Henry
Nov 8	Chi	C. Davis (WR)	T. Sambrailo	R. Saffold	B. Jones	N. Davis	D. Kelly	J. Smith	K. Blasingame (FB)	R. Tannehill	A. Brown	D. Henry
Nov 12	Ind	G. Swaim (TE)	T. Sambrailo	R. Saffold	B. Jones	N. Davis	D. Kelly	J. Smith	K. Blasingame (FB)	R. Tannehill	K. Raymond	D. Henry
Nov 22	@ Bal	G. Swaim (TE)	T. Sambrailo	A. Brewer	B. Jones	N. Davis	D. Kelly	J. Smith	K. Blasingame (FB)	R. Tannehill	A. Brown	D. Henry
Nov 29	@ Ind	C. Davis (WR)	D. Quessenberry	R. Saffold	B. Jones	N. Davis	D. Kelly	G. Swaim	K. Blasingame (FB)	R. Tannehill	A. Brown	D. Henry
Dec 6	Cle	C. Davis (WR)	D. Quessenberry	R. Saffold	B. Jones	N. Davis	D. Kelly	G. Swaim	M. Pruitt (TE)	R. Tannehill	A. Brown	D. Henry
Dec 13	@ Jax	C. Davis (WR)	D. Quessenberry	R. Saffold	B. Jones	N. Davis	D. Kelly	J. Smith	G. Swaim (TE)	R. Tannehill	A. Brown	D. Henry
Dec 20	Det	C. Davis (WR)	D. Quessenberry	R. Saffold	B. Jones	N. Davis	D. Kelly	J. Smith	K. Blasingame (FB)	R. Tannehill	A. Brown	D. Henry
Dec 27	@ GB	C. Davis (WR)	D. Quessenberry	R. Saffold	B. Jones	N. Davis	D. Kelly	J. Smith	G. Swaim (TE)	R. Tannehill	A. Brown	D. Henry
Jan 3	@ Hou	C. Davis (WR)	D. Quessenberry	R. Saffold	B. Jones	N. Davis	D. Kelly	J. Smith	G. Swaim (TE)	R. Tannehill	A. Brown	D. Henry

BOLD denotes rookie

DEFENSE

Date	Opp	DB/DE/CB	NT	DT/CB	OLB/CB	ILB	ILB	OLB	CB	CB	SS/CB	FS
Sept 14	@ Den	C. Jackson (DB)	D. Jones	J. Simmons (DT)	J. Clowney (OLB)	R. Evans	J. Brown	H. Landry	M. Butler	J. Joseph	K. Vaccaro (SS)	K. Byard
Sept 20	Jax	J. Crawford (DE)	D. Jones	J. Simmons (DT)	J. Clowney (OLB)	R. Evans	J. Brown	H. Landry	M. Butler	J. Joseph	K. Vaccaro (SS)	K. Byard
Sept 27	@ Min	J. Crawford (DE)	D. Jones	J. Simmons (DT)	J. Clowney (OLB)	R. Evans	J. Brown	H. Landry	M. Butler	J. Joseph	K. Vaccaro (SS)	K. Byard
Oct 13	Buf	J. Crawford (DE)	D. Jones	C. Jackson (CB)	J. Clowney (OLB)	R. Evans	J. Brown	H. Landry	M. Butler	J. Joseph	K. Vaccaro (SS)	K. Byard
Oct 18	Hou	K. Fulton (CB)	D. Jones	J. Simmons (DT)	J. Clowney (OLB)	R. Evans	J. Brown	H. Landry	M. Butler	J. Joseph	K. Vaccaro (SS)	K. Byard
Oct 25	Pit	K. Fulton (CB)	D. Jones	J. Simmons (DT)	J. Clowney (OLB)	R. Evans	J. Brown	H. Landry	M. Butler	T. Smith	K. Vaccaro (SS)	K. Byard
Nov 1	@ Cin	C. Jackson (DB)	D. Jones	J. Simmons (DT)	J. Clowney (OLB)	R. Evans	J. Brown	H. Landry	M. Butler	J. Joseph	K. Vaccaro (SS)	K. Byard
Nov 8	Chi	J. Crawford (DE)	D. Jones	J. Simmons (DT)	B. Borders (CB)	R. Evans	J. Brown	H. Landry	M. Butler	D. King	K. Vaccaro (SS)	K. Byard
Nov 12	Ind	B. Borders (CB)	D. Jones	J. Simmons (DT)	J. Clowney (OLB)	R. Evans	J. Brown	H. Landry	M. Butler	D. King	K. Vaccaro (SS)	K. Byard
Nov 22	@ Bal	J. Crawford (DE)	D. Jones	J. Simmons (DT)	D. Roberson (OLB)	R. Evans	J. Brown	H. Landry	M. Butler	A. Hooker	B. Borders (CB)	K. Byard
Nov 29	@ Ind	J. Crawford (DE)	D. Jones	J. Simmons (DT)	B. Borders (CB)	R. Evans	W. Compton	H. Landry	M. Butler	D. King	K. Vaccaro (SS)	K. Byard
Dec 6	Cle	J. Crawford (DE)	D. Jones	J. Simmons (DT)	T. Skipper (OLB)	R. Evans	D. Long	H. Landry	M. Butler	B. Borders	K. Vaccaro (SS)	K. Byard
Dec 13	@ Jax	J. Crawford (DE)	D. Jones	J. Simmons (DT)	T. Skipper (OLB)	R. Evans	D. Long	H. Landry	M. Butler	T. Smith	A. Hooker (SS)	K. Byard
Dec 20	Det	J. Crawford (DE)	D. Jones	J. Simmons (DT)	D. King (CB)	R. Evans	D. Long	H. Landry	M. Butler	T. Smith	A. Hooker (SS)	K. Byard
Dec 27	@ GB	T. Tart (DE)	D. Jones	J. Simmons (DT)	B. Reed (OLB)	R. Evans	D. Long	H. Landry	M. Butler	A. Jackson	K. Vaccaro (SS)	K. Byard
Jan 3	@ Hou	D. King (CB)	D. Jones	J. Simmons (DT)	W. Ray (OLB)	R. Evans	D. Long	H. Landry	M. Butler	A. Jackson	K. Vaccaro (SS)	K. Byard

2020 TENNESSEE TITANS INDIVIDUAL GAME-BY-GAME PASSING STATISTICS

				RYAN TANNEHILL												
				PASSING												
Date	Opp	W-L	GP / GS	Att	Cmp	Pct	Yds	Yd/Att	TD	TD%	Int	Int%	Lg	Sk	Yds	Rat
Sept 14	@ Den	W	S	43	29	67.4	249	5.8	2	4.7	0	0.0	23	1	2	97.9
Sept 20	Jax	W	S	24	18	75.0	239	10.0	4	16.7	0	0.0	63	1	8	145.7
Sept 27	@ Min	W	S	37	23	62.2	321	8.7	0	0.0	1	2.7	61	1	11	78.8
Oct 13	Buf	W	S	28	21	75.0	195	7.0	3	10.7	0	0.0	20	0	0	129.3
Oct 18	Hou	W	S	41	30	73.2	366	8.9	4	9.8	1	2.4	53	2	22	122.6
Oct 25	Pit	L	S	30	18	60.0	220	7.3	2	6.7	0	0.0	73t	2	10	104.9
Nov 1	@ Cin	L	S	30	18	60.0	233	7.8	2	6.7	1	3.3	27	1	10	92.8
Nov 8	Chi	W	S	21	10	47.6	158	7.5	2	9.5	0	0.0	40	3	22	104.9
Nov 12	Ind	L	S	27	15	55.6	147	5.4	1	3.7	0	0.0	21	1	10	83.4
Nov 22	@ Bal	W	S	31	22	71.0	259	8.4	2	6.5	1	3.2	50	2	16	104.1
Nov 29	@ Ind	W	S	22	13	59.1	221	10.0	1	4.5	0	0.0	69t	1	1	108.3
Dec 6	Cle	L	S	45	29	64.4	389	8.6	3	6.7	1	2.2	43	3	20	104.8
Dec 13	@ Jax	W	S	24	19	79.2	212	8.8	2	8.3	0	0.0	37t	1	7	131.3
Dec 20	Det	W	S	27	21	77.8	273	10.1	3	11.1	0	0.0	75t	1	5	145.8
Dec 27	@ GB	L	S	24	11	45.8	121	5.0	1	4.2	2	8.3	19	2	17	40.5
Jan 3	@ Hou	W	S	27	18	66.7	216	8.0	1	3.7	0	0.0	52	2	12	103.3
2020 Totals		11-5	16 / 16	481	315	65.5	3,819	7.9	33	6.9	7	1.5	75t	24	173	106.5

				LOGAN WOODSIDE												
				PASSING												
Date	Opp	W-L	GP / GS	Att	Cmp	Pct	Yds	Yd/Att	TD	TD%	Int	Int%	Lg	Sk	Yds	Rat
Sept 14	@ Den	W	DNP	0	0	-	0	-	0	-	0	-	0	0	0	-
Sept 20	Jax	W	DNP	0	0	-	0	-	0	-	0	-	0	0	0	-
Sept 27	@ Min	W	DNP	0	0	-	0	-	0	-	0	-	0	0	0	-
Oct 13	Buf	W	DNP	0	0	-	0	-	0	-	0	-	0	0	0	-
Oct 18	Hou	W	DNP	0	0	-	0	-	0	-	0	-	0	0	0	-
Oct 25	Pit	L	DNP	0	0	-	0	-	0	-	0	-	0	0	0	-
Nov 1	@ Cin	L	DNP	0	0	-	0	-	0	-	0	-	0	0	0	-
Nov 8	Chi	W	DNP	0	0	-	0	-	0	-	0	-	0	0	0	-
Nov 12	Ind	L	p	0	0	-	0	-	0	-	0	-	0	0	0	-
Nov 22	@ Bal	W	p	1	1	100.0	7	7.0	0	0.0	0	0.0	7	0	0	95.8
Nov 29	@ Ind	W	p	0	0	-	0	-	0	-	0	-	0	0	0	-
Dec 6	Cle	L	DNP	0	0	-	0	-	0	-	0	-	0	0	0	-
Dec 13	@ Jax	W	p	0	0	-	0	-	0	-	0	-	0	0	0	-
Dec 20	Det	W	p	0	0	-	0	-	0	-	0	-	0	0	0	-
Dec 27	@ GB	L	p	2	0	0.0	0	0.0	0	0.0	0	0.0	0	0	0	39.6
Jan 3	@ Hou	W	DNP	0	0	-	0	-	0	-	0	-	0	0	0	-
2020 Totals		11-5	6 / 0	3	1	33.3	7	2.3	0	0.0	0	0.0	7	0	0	42.4

Other passers: Brett Kern (1 for 0 yards, incomplete, vs. PIT, 10/25)

2020 TENNESSEE TITANS INDIVIDUAL GAME-BY-GAME RUSHING STATISTICS

KHARI BLASINGAME (RB/FB)							DARRYNTON EVANS (RB)												
Date	Opp	GP / GS	RUSHING				Date	Opp	GP / GS	RUSHING									
			Att	Yds	Avg	Lg	TD				Att	Yds	Avg	Lg	TD				
Sept 14	@ Den	p	0	0	-	0	0	Sept 14	@ Den	IA	0	0	-	0	0				
Sept 20	Jax	S	0	0	-	0	0	Sept 20	Jax	IA	0	0	-	0	0				
Sept 27	@ Min	p	0	0	-	0	0	Sept 27	@ Min	p	3	9	3.0	4	0				
Oct 13	Buf	R/C	Placed on Reserve/COVID-19 Oct. 5, 2020.					Oct 13	Buf	p	2	12	6.0	9	0				
Oct 18	Hou	S	0	0	-	0	0	Oct 18	Hou	IR	Placed on Injured Reserve Oct. 15, 2020.								
Oct 25	Pit	p	0	0	-	0	0	Oct 25	Pit	IR									
Nov 1	@ Cin	p	0	0	-	0	0	Nov 1	@ Cin	IR									
Nov 8	Chi	S	0	0	-	0	0	Nov 8	Chi	IR									
Nov 12	Ind	S	0	0	-	0	0	Nov 12	Ind	IR									
Nov 22	@ Bal	S	0	0	-	0	0	Nov 22	@ Bal	IR									
Nov 29	@ Ind	S	0	0	-	0	0	Nov 29	@ Ind	IR									
Dec 6	Cle	p	0	0	-	0	0	Dec 6	Cle	IR									
Dec 13	@ Jax	p	0	0	-	0	0	Dec 13	@ Jax	IA					0	0	-	0	0
Dec 20	Det	S	0	0	-	0	0	Dec 20	Det	p					8	30	3.8	9	0
Dec 27	@ GB	p	0	0	-	0	0	Dec 27	@ GB	p	1	3	3.0	3	0				
Jan 3	@ Hou	p	0	0	-	0	0	Jan 3	@ Hou	p	0	0	-	0	0				
2020 Totals		15 / 7	0	0	-	0	0	2020 Totals		5 / 0	14	54	3.9	9	0				

D'ONTA FOREMAN (RB)							DERRICK HENRY (RB)								
Date	Opp	GP / GS	RUSHING				Date	Opp	GP / GS	RUSHING					
			Att	Yds	Avg	Lg	TD				Att	Yds	Avg	Lg	TD
Sept 14	@ Den	NOR	Added to the Practice Squad Sept. 29, 2020.					Sept 14	@ Den	S	31	116	3.7	13	0
Sept 20	Jax	NOR						Sept 20	Jax	S	25	84	3.4	14	0
Sept 27	@ Min	NOR						Sept 27	@ Min	S	26	119	4.6	16	2
Oct 13	Buf	PS	0	0	-	0	0	Oct 13	Buf	S	19	57	3.0	12	2
Oct 18	Hou	PS	0	0	-	0	0	Oct 18	Hou	S	22	212	9.6	94t	2
Oct 25	Pit	PS	Signed to the Active Roster Nov. 7, 2020.					Oct 25	Pit	S	20	75	3.8	17	1
Nov 1	@ Cin	p	5	37	7.4	15	0	Nov 1	@ Cin	S	18	112	6.2	21	1
Nov 8	Chi	p	5	11	2.2	3	0	Nov 8	Chi	S	21	68	3.2	26	0
Nov 12	Ind	p	7	18	2.6	8	0	Nov 12	Ind	S	19	103	5.4	20	0
Nov 22	@ Bal	p	1	1	1.0	1	0	Nov 22	@ Bal	S	28	133	4.8	29t	1
Nov 29	@ Ind	p	4	28	7.0	12	0	Nov 29	@ Ind	S	27	178	6.6	31	3
Dec 6	Cle	p	0	0	-	0	0	Dec 6	Cle	S	15	60	4.0	10	0
Dec 13	@ Jax	IA	0	0	-	0	0	Dec 13	@ Jax	S	26	215	8.3	47	2
Dec 20	Det	IA	0	0	-	0	0	Dec 20	Det	S	24	147	6.125	33	1
Dec 27	@ GB	IA	0	0	-	0	0	Dec 27	@ GB	S	23	98	4.3	10	0
Jan 3	@ Hou	IA	0	0	-	0	0	Jan 3	@ Hou	S	34	250	7.4	52t	2
2020 Totals		6 / 0	22	95	4.3	15	0	2020 Totals		16 / 16	378	2027	5.4	94t	17

JEREMY MCNICHOLS (RB)							SENIORISE PERRY (RB)												
Date	Opp	GP / GS	RUSHING				Date	Opp	GP / GS	RUSHING									
			Att	Yds	Avg	Lg	TD				Att	Yds	Avg	Lg	TD				
Sept 14	@ Den	p	0	0	-	0	0	Sept 14	@ Den	p	0	0	-	0	0				
Sept 20	Jax	p	2	7	3.5	4	0	Sept 20	Jax	p	2	9	4.5	6	0				
Sept 27	@ Min	p	0	0	-	0	0	Sept 27	@ Min	IR	Placed on Injured Reserve Sept. 23, 2020.								
Oct 13	Buf	p	9	28	3.1	7	0	Oct 13	Buf	IR									
Oct 18	Hou	p	5	51	10.2	20	0	Oct 18	Hou	IR									
Oct 25	Pit	p	1	2	2.0	2	0	Oct 25	Pit	IR									
Nov 1	@ Cin	p	4	49	12.3	17	0	Nov 1	@ Cin	IR									
Nov 8	Chi	p	2	10	5.0	5	0	Nov 8	Chi	IR									
Nov 12	Ind	p	3	26	8.7	16	0	Nov 12	Ind	IR									
Nov 22	@ Bal	p	0	0	-	0	0	Nov 22	@ Bal	p					0	0	-	0	0
Nov 29	@ Ind	p	8	20	2.5	6	0	Nov 29	@ Ind	p					0	0	-	0	0
Dec 6	Cle	p	2	2	1.0	1t	1	Dec 6	Cle	p					0	0	-	0	0
Dec 13	@ Jax	p	11	9	0.8	6	0	Dec 13	@ Jax	p	0	0	-	0	0				
Dec 20	Det	p	0	0	-	0	0	Dec 20	Det	p	0	0	-	0	0				
Dec 27	@ GB	p	0	0	-	0	0	Dec 27	@ GB	IA	0	0	-	0	0				
Jan 3	@ Hou	p	0	0	-	0	0	Jan 3	@ Hou	IA	0	0	-	0	0				
2020 Totals		16 / 0	47	204	4.3	20	1	2020 Totals		7 / 0	2	9	4.5	6	0				

RYAN TANNEHILL (QB)							LOGAN WOODSIDE (QB)								
Date	Opp	GP / GS	RUSHING				Date	Opp	GP / GS	RUSHING					
			Att	Yds	Avg	Lg	TD				Att	Yds	Avg	Lg	TD
Sept 14	@ Den	S	3	14	4.7	11	0	Sept 14	@ Den	DNP	0	0	-	0	0
Sept 20	Jax	S	4	12	3.0	8	0	Sept 20	Jax	DNP	0	0	-	0	0
Sept 27	@ Min	S	4	9	2.3	10	0	Sept 27	@ Min	DNP	0	0	-	0	0
Oct 13	Buf	S	4	42	10.5	23	1	Oct 13	Buf	DNP	0	0	-	0	0
Oct 18	Hou	S	0	0	-	0	0	Oct 18	Hou	DNP	0	0	-	0	0
Oct 25	Pit	S	2	5	2.5	4	0	Oct 25	Pit	DNP	0	0	-	0	0
Nov 1	@ Cin	S	2	20	10.0	15	0	Nov 1	@ Cin	DNP	0	0	-	0	0
Nov 8	Chi	S	3	3	1.0	5	0	Nov 8	Chi	DNP	0	0	-	0	0
Nov 12	Ind	S	2	9	4.5	5	0	Nov 12	Ind	p	0	0	-	0	0
Nov 22	@ Bal	S	4	35	8.8	21	0	Nov 22	@ Bal	p	0	0	-	0	0
Nov 29	@ Ind	S	2	3	1.5	2	1	Nov 29	@ Ind	p	3	-5	-1.7	-1	0
Dec 6	Cle	S	0	0	-	0	0	Dec 6	Cle	DNP	0	0	-	0	0
Dec 13	@ Jax	S	0	0	-	0	0	Dec 13	@ Jax	p	1	18	18.0	18	0
Dec 20	Det	S	3	21	7	17t	2	Dec 20	Det	p	3	-3	-1	-1	0
Dec 27	@ GB	S	3	55	18.3	45t	1	Dec 27	@ GB	p	0	0	-	0	0
Jan 3	@ Hou	S	7	38	5.4	11	2	Jan 3	@ Hou	DNP	0	0	-	0	0
2020 Totals		16 / 16	43	266	6.2	45t	7	2020 Totals		6 / 0	0	0	-	0	0

Other rushers: Cameron Batson (1 for 11 yards vs. JAX, 9/20); Adam Humphries (1 for 0 yards at MIN, 9/27); Kalif Raymond (1 for -3 yards at MIN, 9/27); Jonnu Smith (1 for 1 yard vs. IND, 11/12); Cameron Batson (1 for 4 yards at BAL, 11/23); Cameron Batson (1 for 5 yards at IND, 11/30); Cameron Batson (1 for 0 yards vs. CLE, 12/6); Amani Hooker (1 for 4 yards at JAX, 12/13); Jonnu Smith (1 for 3 yards at JAX, 12/13)

2020 TENNESSEE TITANS INDIVIDUAL GAME-BY-GAME RECEIVING STATISTICS

CAMERON BATSON (WR)							KHARI BLASINGAME (RB/FB)								
Date	Opp	GP / GS	RECEIVING				Date	Opp	GP / GS	RECEIVING					
			No	Yds	Avg	Lg				TD	No	Yds	Avg	Lg	TD
Sept 14	@ Den	PS	0	0	-	0	0	Sept 14	@ Den	p	5	0	5.0	0	0
Sept 20	Jax	p	2	26	13.0	18	0	Sept 20	Jax	S	0	0	0.0	0	0
Sept 27	@ Min	S	0	0	-	0	0	Sept 27	@ Min	p	0	0	0.0	0	0
Oct 13	Buf	R/C	Placed on Reserve/COVID-19 Oct. 2, 2020.				Oct 13	Buf	R/C	Placed on Reserve/COVID-19 Oct. 5, 2020.					
Oct 18	Hou	p	1	13	13	13	0	Oct 18	Hou	S	0	0	0	0	0
Oct 25	Pit	PS	0	0	-	0	0	Oct 25	Pit	p	0	0	0.0	0	0
Nov 1	@ Cin	PS	Signed to the Active Roster Nov. 7, 2020.				Nov 1	@ Cin	p	5	0	5.0	0	0	
Nov 8	Chi	p	1	6	6.0	6	0	Nov 8	Chi	S	0	0	0.0	0	0
Nov 12	Ind	p	2	8	4.0	5	0	Nov 12	Ind	S	13	0	13.0	0	0
Nov 22	@ Bal	p	2	21	10.5	14	0	Nov 22	@ Bal	S	0	0	0.0	0	0
Nov 29	@ Ind	p	0	0	-	0	0	Nov 29	@ Ind	S	16	0	16.0	0	0
Dec 6	Cle	p	3	14	4.7	8t	1	Dec 6	Cle	p	0	0	0.0	0	0
Dec 13	@ Jax	p	0	0	-	0	0	Dec 13	@ Jax	p	0	0	0.0	0	0
Dec 20	Det	p	0	0	-	0	0	Dec 20	Det	S	0	0	0	0	0
Dec 27	@ GB	p	1	12	12.0	12	0	Dec 27	@ GB	p	0	0	0.0	0	0
Jan 3	@ Hou	p	0	0	-	0	0	Jan 3	@ Hou	p	0	0	0.0	0	0
2020 Totals		12 / 1	12	100	8.3	18	1	2020 Totals		15 / 7	-	0	0.0	0	0

A.J. BROWN (WR)							COREY DAVIS (WR)								
Date	Opp	GP / GS	RECEIVING				Date	Opp	GP / GS	RECEIVING					
			No	Yds	Avg	Lg				TD	No	Yds	Avg	Lg	TD
Sept 14	@ Den	S	5	39	7.8	12	0	Sept 14	@ Den	S	7	101	14.4	23	0
Sept 20	Jax	IA	0	0	-	0	0	Sept 20	Jax	S	3	36	12.0	17	1
Sept 27	@ Min	IA	0	0	-	0	0	Sept 27	@ Min	S	5	69	13.8	38	0
Oct 13	Buf	p	7	82	11.7	16t	1	Oct 13	Buf	R/C	Placed on Reserve/COVID-19 Oct. 7, 2020.				
Oct 18	Hou	S	5	58	11.6	18	2	Oct 18	Hou	R/C	Placed on Reserve/COVID-19 Oct. 7, 2020.				
Oct 25	Pit	S	6	153	25.5	73t	1	Oct 25	Pit	S	6	35	5.8	7	1
Nov 1	@ Cin	S	4	24	6.0	9t	1	Nov 1	@ Cin	S	8	128	16.0	27	1
Nov 8	Chi	S	4	101	25.3	40t	1	Nov 8	Chi	S	0	0	-	0	0
Nov 12	Ind	p	1	21	21.0	21	0	Nov 12	Ind	p	5	67	13.4	20	0
Nov 22	@ Bal	S	4	62	15.5	25	1	Nov 22	@ Bal	p	5	113	22.6	50	0
Nov 29	@ Ind	S	4	98	24.5	69t	1	Nov 29	@ Ind	S	3	70	23.3	37	0
Dec 6	Cle	S	4	87	21.8	40	0	Dec 6	Cle	S	11	182	16.5	43	1
Dec 13	@ Jax	S	7	112	16.0	37t	1	Dec 13	@ Jax	S	3	34	11.3	19	0
Dec 20	Det	S	5	44	8.8	14	1	Dec 20	Det	S	4	110	27.5	75t	1
Dec 27	@ GB	S	4	43	10.8	12	0	Dec 27	@ GB	S	0	0	-	0	0
Jan 3	@ Hou	S	10	151	15.1	52	1	Jan 3	@ Hou	S	5	39	7.8	19	0
2020 Totals		14 / 12	70	1075	15.4	73t	11	2020 Totals		14 / 12	65	984	15.1	75t	5

DARRYNTON EVANS (RB)							ANTHONY FIRKSER (TE)								
Date	Opp	GP / GS	RECEIVING				Date	Opp	GP / GS	RECEIVING					
			No	Yds	Avg	Lg				TD	No	Yds	Avg	Lg	TD
Sept 14	@ Den	IA	0	0	-	0	0	Sept 14	@ Den	p	2	5	2.5	6	0
Sept 20	Jax	IA	0	0	-	0	0	Sept 20	Jax	p	4	45	11.3	16	0
Sept 27	@ Min	p	0	0	-	0	0	Sept 27	@ Min	p	0	0	-	0	0
Oct 13	Buf	p	0	0	-	0	0	Oct 13	Buf	S	3	19	6.3	12	0
Oct 18	Hou	IR	Placed on Injured Reserve Oct. 15, 2020.				Oct 18	Hou	p	8	113	14.1	45	1	
Oct 25	Pit	IR	Placed on Injured Reserve Oct. 15, 2020.				Oct 25	Pit	p	2	7	3.5	4	0	
Nov 1	@ Cin	IR	Placed on Injured Reserve Oct. 15, 2020.				Nov 1	@ Cin	p	2	36	18.0	26	0	
Nov 8	Chi	IR	Placed on Injured Reserve Oct. 15, 2020.				Nov 8	Chi	p	3	19	6.3	12	0	
Nov 12	Ind	IR	Placed on Injured Reserve Oct. 15, 2020.				Nov 12	Ind	p	1	5	5.0	5	0	
Nov 22	@ Bal	IR	Placed on Injured Reserve Oct. 15, 2020.				Nov 22	@ Bal	p	4	33	8.3	12	0	
Nov 29	@ Ind	IR	Placed on Injured Reserve Oct. 15, 2020.				Nov 29	@ Ind	p	0	0	-	0	0	
Dec 6	Cle	IR	Placed on Injured Reserve Oct. 15, 2020.				Dec 6	Cle	p	5	51	10.2	14	0	
Dec 13	@ Jax	IA	0	0	-	0	0	Dec 13	@ Jax	p	1	5	5.0	5	0
Dec 20	Det	p	2	27	13.5	24	1	Dec 20	Det	p	1	20	20	20	0
Dec 27	@ GB	p	0	0	-	0	0	Dec 27	@ GB	p	1	11	11.0	11	0
Jan 3	@ Hou	p	0	0	-	0	0	Jan 3	@ Hou	p	2	18	9.0	12	0
2020 Totals		5 / 0	2	27	13.5	24	1	2020 Totals		16 / 1	39	387	9.9	45	1

DERRICK HENRY (RB)							CODY HOLLISTER (WR)								
Date	Opp	GP / GS	RECEIVING				Date	Opp	GP / GS	RECEIVING					
			No	Yds	Avg	Lg				TD	No	Yds	Avg	Lg	TD
Sept 14	@ Den	S	3	15	5.0	6	0	Sept 14	@ Den	p	0	0	-	0	0
Sept 20	Jax	S	0	0	-	0	0	Sept 20	Jax	PS	Waived on Sept. 15, 2020.				
Sept 27	@ Min	S	2	11	5.5	6	0	Sept 27	@ Min	PS	Added to the Practice Squad Sept. 17, 2020.				
Oct 13	Buf	S	1	6	6.0	6	0	Oct 13	Buf	p	1	12	12.0	12	0
Oct 18	Hou	S	2	52	26.0	53	0	Oct 18	Hou	PS	0	0	-	0	0
Oct 25	Pit	S	2	-3	-1.5	-1	0	Oct 25	Pit	PS	0	0	-	0	0
Nov 1	@ Cin	S	0	0	-	0	0	Nov 1	@ Cin	PS	0	0	-	0	0
Nov 8	Chi	S	0	0	-	0	0	Nov 8	Chi	PS	0	0	-	0	0
Nov 12	Ind	S	1	6	6.0	6	0	Nov 12	Ind	PS	0	0	-	0	0
Nov 22	@ Bal	S	1	-1	-1.0	-1	0	Nov 22	@ Bal	PS	0	0	-	0	0
Nov 29	@ Ind	S	2	7	3.5	4	0	Nov 29	@ Ind	PS	0	0	-	0	0
Dec 6	Cle	S	1	9	9.0	9	0	Dec 6	Cle	PS	0	0	-	0	0
Dec 13	@ Jax	S	2	7	3.5	6	0	Dec 13	@ Jax	PS	0	0	-	0	0
Dec 20	Det	S	2	5	2.5	6	0	Dec 20	Det	R/PSC	Placed on Practice Squad Reserve/COVID-19.				
Dec 27	@ GB	S	0	0	-	0	0	Dec 27	@ GB	R/PSC	Placed on Practice Squad Reserve/COVID-19.				
Jan 3	@ Hou	S	0	0	-	0	0	Jan 3	@ Hou	0	0	0	-	0	0
2020 Totals		16 / 16	19	114	6.0	53	0	2020 Totals		2 / 0	1	12	12.0	12	0

2020 TENNESSEE TITANS INDIVIDUAL GAME-BY-GAME RECEIVING STATISTICS

ADAM HUMPHRIES (WR)							JEREMY MCNICHOLS (RB)									
		RECEIVING							RECEIVING							
Date	Opp	GP / GS	No	Yds	Avg	Lg	TD	Date	Opp	GP / GS	No	Yds	Avg	Lg	TD	
Sept 14	@ Den	p	6	47	7.8	10	0	Sept 14	@ Den	p	0	0	-	0	0	
Sept 20	Jax	p	5	48	9.6	18t	1	Sept 20	Jax	p	0	0	-	0	0	
Sept 27	@ Min	S	4	41	10.3	23	0	Sept 27	@ Min	p	1	5	5.0	5	0	
Oct 13	Buf	R/C	Placed on Reserve/COVID-19 Oct. 2, 2020.						Oct 13	Buf	p	1	3	3.0	3	0
Oct 18	Hou	p	6	64	10.7	22t	1	Oct 18	Hou	p	2	11	5.5	9	0	
Oct 25	Pit	p	1	19	19.0	19	0	Oct 25	Pit	p	0	0	-	0	0	
Nov 1	@ Cin	p	0	0	-	0	0	Nov 1	@ Cin	p	0	0	-	0	0	
Nov 8	Chi	IA	0	0	-	0	0	Nov 8	Chi	p	0	0	-	0	0	
Nov 12	Ind	IA	0	0	-	0	0	Nov 12	Ind	p	1	8	8.0	8	0	
Nov 22	@ Bal	IA	0	0	-	0	0	Nov 22	@ Bal	p	1	2	2.0	2	0	
Nov 29	@ Ind	IA	0	0	-	0	0	Nov 29	@ Ind	p	0	0	-	0	0	
Dec 6	Cle	p	1	9	9.0	9	0	Dec 6	Cle	p	3	15	5.0	8	0	
Dec 13	@ Jax	IR	Placed on Injured Reserve Dec. 8, 2020.						Dec 13	@ Jax	p	1	0	0.0	0	0
Dec 20	Det	IR							Dec 20	Det	p	1	5	5	5	0
Dec 27	@ GB	IR							Dec 27	@ GB	p	1	6	6.0	6	0
Jan 3	@ Hou	IR							Jan 3	@ Hou	p	0	0	-	0	0
2020 Totals		7 / 1	23	228	9.9	23	2	2020 Totals		16 / 0	12	55	4.6	9	0	

SENRORISE PERRY (RB)							MYCOLE PRUITT (TE)														
		RECEIVING							RECEIVING												
Date	Opp	GP / GS	No	Yds	Avg	Lg	TD	Date	Opp	GP / GS	No	Yds	Avg	Lg	TD						
Sept 14	@ Den	p	0	0	-	0	0	Sept 14	@ Den	S	1	1	1.0	1	1						
Sept 20	Jax	p	0	0	-	0	0	Sept 20	Jax	p	0	0	-	0	0						
Sept 27	@ Min	IR	Placed on Injured Reserve Sept. 23, 2020.						Sept 27	@ Min	p	2	16	8	10	0					
Oct 13	Buf	IR												Oct 13	Buf	R/C	Placed on Reserve/COVID-19 Oct. 8, 2020.				
Oct 18	Hou	IR												Oct 18	Hou	R/C					
Oct 25	Pit	IR												Oct 25	Pit	S	0	0	-	0	0
Nov 1	@ Cin	IR												Nov 1	@ Cin	S	0	0	-	0	0
Nov 8	Chi	IR							Nov 8	Chi	p	0	0	-	0	0					
Nov 12	Ind	IR							Nov 12	Ind	IA	0	0	-	0	0					
Nov 22	@ Bal	p	0	0	-	0	0	Nov 22	@ Bal	IA	0	0	-	0	0						
Nov 29	@ Ind	p	0	0	-	0	0	Nov 29	@ Ind	IA	0	0	-	0	0						
Dec 6	Cle	p	0	0	-	0	0	Dec 6	Cle	S	1	22	22.0	22t	1						
Dec 13	@ Jax	p	0	0	-	0	0	Dec 13	@ Jax	p	0	0	-	0	0						
Dec 20	Det	p	0	0	-	0	0	Dec 20	Det	p	1	10	10	10	0						
Dec 27	@ GB	IA	0	0	-	0	0	Dec 27	@ GB	p	0	0	-	0	0						
Jan 3	@ Hou	IA	0	0	-	0	0	Jan 3	@ Hou	p	0	0	-	0	0						
2020 Totals		7 / 0	0	0	-	0	0	2020 Totals		11 / 4	5	49	9.8	22t	2						

KALIF RAYMOND (WR)							JONNU SMITH (TE)									
		RECEIVING							RECEIVING							
Date	Opp	GP / GS	No	Yds	Avg	Lg	TD	Date	Opp	GP / GS	No	Yds	Avg	Lg	TD	
Sept 14	@ Den	p	0	0	-	0	0	Sept 14	@ Den	S	4	36	9.0	22	1	
Sept 20	Jax	S	0	0	-	0	0	Sept 20	Jax	S	4	84	21.0	63	2	
Sept 27	@ Min	p	3	118	39.3	61	0	Sept 27	@ Min	S	5	61	12.2	21	0	
Oct 13	Buf	S	2	26	13.0	20	0	Oct 13	Buf	S	5	40	8.0	14	2	
Oct 18	Hou	p	3	32	10.7	20	0	Oct 18	Hou	S	1	13	13.0	13	0	
Oct 25	Pit	p	0	0	-	0	0	Oct 25	Pit	S	1	9	9.0	9	0	
Nov 1	@ Cin	p	1	11	11.0	11	0	Nov 1	@ Cin	S	2	29	14.5	19	0	
Nov 8	Chi	p	0	0	-	0	0	Nov 8	Chi	S	2	32	16.0	30	1	
Nov 12	Ind	S	0	0	-	0	0	Nov 12	Ind	S	2	14	7.0	8	0	
Nov 22	@ Bal	p	0	0	-	0	0	Nov 22	@ Bal	S	4	20	5.0	8	1	
Nov 29	@ Ind	p	0	0	-	0	0	Nov 29	@ Ind	p	0	0	-	0	0	
Dec 6	Cle	p	0	0	-	0	0	Dec 6	Cle	IA	0	0	-	0	0	
Dec 13	@ Jax	p	0	0	-	0	0	Dec 13	@ Jax	S	2	20	10.0	11	0	
Dec 20	Det	R/C	Placed on Reserve/COVID-19 Dec. 19, 2020.						Dec 20	Det	S	5	52	10.4	19	0
Dec 27	@ GB	p	0	0	-	0	0	Dec 27	@ GB	S	3	30	10.0	12t	1	
Jan 3	@ Hou	p	0	0	-	0	0	Jan 3	@ Hou	S	1	8	8.0	8	0	
2020 Totals		15 / 3	9	187	20.8	61	0	2020 Totals		15 / 14	41	448	10.9	63	8	

GEOFF SWAIM (TE)							NICK WESTBROOK-IKHINE (WR)								
		RECEIVING							RECEIVING						
Date	Opp	GP / GS	No	Yds	Avg	Lg	TD	Date	Opp	GP / GS	No	Yds	Avg	Lg	TD
Sept 14	@ Den	IA	0	0	-	0	0	Sept 14	@ Den	IA	0	0	-	0	0
Sept 20	Jax	IA	0	0	-	0	0	Sept 20	Jax	p	0	0	-	0	0
Sept 27	@ Min	IA	0	0	-	0	0	Sept 27	@ Min	p	0	0	-	0	0
Oct 13	Buf	S	0	0	-	0	0	Oct 13	Buf	p	1	7	7.0	7	0
Oct 18	Hou	p	2	10	5.0	8	0	Oct 18	Hou	S	0	0	-	0	0
Oct 25	Pit	p	0	0	-	0	0	Oct 25	Pit	p	0	0	-	0	0
Nov 1	@ Cin	IA	0	0	-	0	0	Nov 1	@ Cin	p	0	0	-	0	0
Nov 8	Chi	IA	0	0	-	0	0	Nov 8	Chi	p	0	0	-	0	0
Nov 12	Ind	S	0	0	-	0	0	Nov 12	Ind	p	0	0	-	0	0
Nov 22	@ Bal	S	1	9	9.0	9	0	Nov 22	@ Bal	p	1	7	7.0	7	0
Nov 29	@ Ind	S	3	30	10.0	12	0	Nov 29	@ Ind	p	0	0	-	0	0
Dec 6	Cle	S	0	0	-	0	0	Dec 6	Cle	IA	0	0	-	0	0
Dec 13	@ Jax	S	3	34	11.3	16	1	Dec 13	@ Jax	p	0	0	-	0	0
Dec 20	Det	IA	0	0	-	0	0	Dec 20	Det	p	0	0	-	0	0
Dec 27	@ GB	S	0	0	-	0	0	Dec 27	@ GB	p	1	19	19.0	19	0
Jan 3	@ Hou	S	0	0	-	0	0	Jan 3	@ Hou	p	0	0	-	0	0
2020 Totals		10 / 8	9	83	9.2	16	1	2020 Totals		14 / 1	3	33	11.0	19	0

Other receivers: Ryan Tannehill (1 for 0 yards at MIN, 9/27); D'Onta Foreman (1 for 5 yards vs. IND, 11/12)

2020 TENNESSEE TITANS INDIVIDUAL GAME-BY-GAME PUNTING

RYAN ALLEN													
			PUNTING										
Date	Opp	GP / GS	No.	Yds	Avg	Ret	Yds	R Avg	TB	In	Lg	Blk	Net
Sept 14	@ Den		Signed on Nov. 7, 2020.										
Sept 20	Jax												
Sept 27	@ Min												
Oct 13	Buf												
Oct 18	Hou												
Oct 25	Pit												
Nov 1	@ Cin	NOR											
Nov 8	Chi	p	8	404	50.5	6	64	10.667	1	0	65	0	40
Nov 12	Ind	IA	Waived on Nov. 17, 2020. Added to the Practice Squad Nov. 19, 2020.										
Nov 22	@ Bal	0	0	0	-	0	0	-	0	0	0	0	-
Nov 29	@ Ind	0	Released from the Practice Squad on Nov. 24, 2020.										
2020 Totals		1 / 0	8	404	50.5	6	64	10.7	1	0	65	0	40.0

TREVOR DANIEL													
			PUNTING										
Date	Opp	GP / GS	No.	Yds	Avg	Ret	Yds	R Avg	TB	In	Lg	Blk	Net
Sept 14	@ Den	NOR	Signed to the Practice Squad on Nov. 7, 2020.										
Sept 20	Jax	NOR											
Sept 27	@ Min	NOR											
Oct 13	Buf	NOR											
Oct 18	Hou	NOR											
Oct 25	Pit	NOR											
Nov 1	@ Cin	NOR											
Nov 8	Chi	NOR	0	2	64.0	32	0	0.0	-	0	0	47	1.0
Nov 12	Ind	p	0	2	93.0	46.5	1	7.0	7	0	0	52	0.0
Nov 29	@ Ind	PS	0	0	0.0	-	0	0.0	-	0	0	0	0.0
Dec 6	Cle	PS	0	0	0.0	-	0	0.0	-	0	0	0	0.0
Dec 13	@ Jax	R/PSC	Placed on Practice Squad Reserve/COVID-19 Dec. 8, 2020.										
Dec 20	Det	PS	0	0	0.0	-	0	0.0	-	0	0	0	0.0
Dec 27	@ GB	PS	0	0	0.0	-	0	0.0	-	0	0	0	0.0
Jan 3	@ Hou	PS	0	0	0.0	-	0	0.0	-	0	0	0	0.0
2020 Totals		2 / 0	4	157	39.3	1	7	7.0	0	0	52	1	30.0

BRETT KERN													
			PUNTING										
Date	Opp	GP / GS	No.	Yds	Avg	Ret	Yds	R Avg	TB	In	Lg	Blk	Net
Sept 14	@ Den	p	4	204	51.0	2	16	8.0	0	2	66	0	47.0
Sept 20	Jax	p	3	122	40.7	1	0	0.0	0	3	57	0	40.7
Sept 27	@ Min	p	3	143	47.7	0	0	-	1	1	59	0	41.0
Oct 13	Buf	p	3	128	42.7	1	-1	-1.0	0	3	55	0	43.0
Oct 18	Hou	p	1	54	54.0	1	0	0.0	0	0	54	0	54.0
Oct 25	Pit	p	4	242	60.5	3	83	27.7	0	1	63	0	39.8
Nov 1	@ Cin	p	2	72	36.0	0	0	-	1	1	36	0	26.0
Nov 8	Chi	IR	Placed on Injured Reserve Nov. 7, 2020.										
Nov 12	Ind	IR											
Nov 22	@ Bal	IR											
Nov 29	Ind	p											4
Dec 6	Cle	p	3	138	46.0	3	1	0.3	0	0	54	0	45.7
Dec 13	@ Jax	p	4	165	41.3	0	0	-	0	4	50	0	41.3
Dec 20	Det	p	1	47	47.0	1	-1	-1.0	0	1	47	0	48.0
Dec 27	@ GB	p	4	174	43.5	0	0	-	1	1	60	0	38.5
Jan 3	@ Hou	p	1	46	46.0	1	2	2.0	0	1	46	0	44.0
2020 Totals		13 / 0	37	1,695	45.8	13	100	7.7	3	22	66	0	41.5

Other Punters: none

2020 INDIVIDUAL GAME-BY-GAME PUNT AND KICKOFF RETURNS

CAMERON BATSON														
Date	Opp	GP / GS	PUNT RETURNS							KICKOFF RETURNS				
			No	FC	Yds	Avg	Lg	TD	No	Yds	Avg	Lg	TD	
Sept 14	@ Den	PS	0	0	0	-	0	0	0	0	0	-	0	0
Sept 20	Jax	p	0	0	0	-	0	0	0	0	0	-	0	0
Sept 27	@ Min	S	0	0	0	-	0	0	0	0	0	-	0	0
Oct 13	Buf	R/C	Placed on Reserve/COVID-19 Oct. 2, 2020.											
Oct 18	Hou	p	0	0	0	-	0	0	0	0	0	-	0	0
Oct 25	Pit	PS	0	0	0	-	0	0	0	0	0	-	0	0
Nov 1	@ Cin	PS	Signed to the Active Roster Nov. 7, 2020.											
Nov 8	Chi	p	0	0	0	-	0	0	1	23	23.0	23	0	
Nov 12	Ind	p	0	0	0	-	0	0	2	60	30.0	35	0	
Nov 22	@ Bal	p	0	0	0	-	0	0	3	47	15.7	19	0	
Nov 29	@ Ind	p	0	0	0	-	0	0	1	18	18.0	18	0	
Dec 6	Cle	p	0	0	0	-	0	0	4	83	20.8	27	0	
Dec 13	@ Jax	p	0	0	0	-	0	0	0	0	-	0	0	
Dec 20	Det	p	0	1	0	-	0	0	0	0	-	0	0	
Dec 27	@ GB	p	0	0	0	-	0	0	0	0	-	0	0	
Jan 3	@ Hou	p	0	0	0	-	0	0	0	0	-	0	0	
2020 Totals		12 / 1	0	1	0	-	0	0	11	231	21.0	35	0	

DARRYNTON EVANS																									
Date	Opp	GP / GS	PUNT RETURNS							KICKOFF RETURNS															
			No	FC	Yds	Avg	Lg	TD	No	Yds	Avg	Lg	TD												
Sept 14	@ Den	IA	0	0	0	-	0	0	0	0	-	0	0												
Sept 20	Jax	IA	0	0	0	-	0	0	0	0	-	0	0												
Sept 27	@ Min	p	0	0	0	-	0	0	0	0	-	0	0												
Oct 13	Buf	p	0	0	0	-	0	0	0	0	-	0	0												
Oct 18	Hou	IR	Placed on Injured Reserve Oct. 15, 2020																						
Oct 25	Pit	IR																							
Nov 1	@ Cin	IR																							
Nov 8	Chi	IR																							
Nov 12	Ind	IR																							
Nov 22	@ Bal	IR																							
Nov 29	@ Ind	IR																							
Dec 6	Cle	IR																							
Dec 13	@ Jax	IA													0	0	0	-	0	0	0	0	-	0	0
Dec 20	Det	p													0	0	0	-	0	0	2	45	22.5	28	0
Dec 27	@ GB	p	0	0	0	-	0	0	6	145	24.2	31	0												
Jan 3	@ Hou	p	0	0	0	-	0	0	1	16	16.0	16	0												
2020 Totals		5 / 0	0	0	0	-	0	0	9	206	22.9	31	0												

KALIF RAYMOND														
Date	Opp	GP / GS	PUNT RETURNS							KICKOFF RETURNS				
			No	FC	Yds	Avg	Lg	TD	No	Yds	Avg	Lg	TD	
Sept 14	@ Den	p	3	1	19	6.3	11	0	1	19	19.0	19	0	
Sept 20	Jax	S	1	0	0	0.0	0	0	3	52	17.3	23	0	
Sept 27	@ Min	p	2	1	5	2.5	3	0	1	30	30.0	30	0	
Oct 13	Buf	S	2	0	40	20.0	40	0	2	35	17.5	22	0	
Oct 18	Hou	p	3	0	20	6.7	16	0	3	63	21.0	23	0	
Oct 25	Pit	p	1	1	5	5.0	5	0	3	43	14.3	23	0	
Nov 1	@ Cin	p	1	0	3	3.0	3	0	1	19	19.0	19	0	
Nov 8	Chi	p	3	2	49	16.3	21	0	1	14	14.0	14	0	
Nov 12	Ind	S	1	0	2	2.0	2	0	0	0	-	0	0	
Nov 22	@ Bal	p	0	2	0	-	0	0	0	0	-	0	0	
Nov 29	@ Ind	p	4	1	52	13.0	17	0	0	0	-	0	0	
Dec 6	Cle	p	0	2	0	-	0	0	0	0	-	0	0	
Dec 13	@ Jax	p	2	0	13	6.5	13	0	0	0	-	0	0	
Dec 20	Det	R/C	Placed on Reserve/COVID-19 Dec. 19, 2020.											
Dec 27	@ GB	p	0	0	0	-	0	0	0	0	-	0	0	
Jan 3	@ Hou	p	0	1	0	-	0	0	0	0	-	0	0	
2020 Totals		15 / 3	23	11	208	9.0	40	0	15	275	18.3	30	0	

Other returners: Joshua Kalu (1 KR for 2 yards vs. JAX, 9/20); Khari Blasingame (1 KR for 11 yards at CIN, 11/1); A.J. Brown (1 for 42 yards, touchdown, at IND, 11/30)

2020 TENNESSEE TITANS INDIVIDUAL GAME-BY-GAME DEFENSIVE STATISTICS

DARREN BATES (LB)

Date	Opp	GP / GS	TACKLES . . .						INTERCEPTIONS . . .					FUMBLES . . .			SpT		
			Tot	Solo	Asst	Sk	Yds	QBP	TFL	No	Yds	Lg	TD	PD	FF	FR		Yds	
Sept 14	@ Den	PS	0	0	0	0.0	0.0	0	0	0	0	0	0	0	0	0	0	0	
Sept 20	Jax	PS	0	0	0	0.0	0.0	0	0	0	0	0	0	0	0	0	0	0	
Sept 27	@ Min	PS	Signed to the Active Roster Oct. 27, 2020.																
Oct 13	Buf	p	0	0	0	0.0	0.0	0	0	0	0	0	0	0	0	0	0	0	
Oct 18	Hou	p	0	0	0	0.0	0.0	0	0	0	0	0	0	0	0	0	0	0	
Oct 25	Pit	p	0	0	0	0.0	0.0	0	0	0	0	0	0	0	0	0	0	0	
Nov 1	@ Cin	p	0	0	0	0.0	0.0	0	0	0	0	0	0	0	0	0	0	0	
Nov 8	Chi	p	0	0	0	0.0	0.0	0	0	0	0	0	0	0	0	0	0	0	
Nov 12	Ind	p	0	0	0	0.0	0.0	0	0	0	0	0	0	0	0	0	0	0	
Nov 22	@ Bal	p	0	0	0	0.0	0.0	0	0	0	0	0	0	0	0	0	0	0	
Nov 29	@ Ind	p	0	0	0	0.0	0.0	0	0	0	0	0	0	0	0	0	0	0	
Dec 6	Cle	p	0	0	0	0.0	0.0	0	0	0	0	0	0	0	0	0	0	0	
Dec 13	@ Jax	p	0	0	0	0.0	0.0	0	0	0	0	0	0	0	0	0	0	0	
Dec 20	Det	p	0	0	0	0.0	0.0	0	0	0	0	0	0	0	0	0	0	0	
Dec 27	@ GB	p	0	0	0	0.0	0.0	0	0	0	0	0	0	0	0	0	0	0	
Jan 3	@ Hou	p	0	0	0	0.0	0.0	0	0	0	0	0	0	0	0	0	0	0	
2020 Totals		13 / 0	0	0	0	0.0	0.0	0	0	0	0	0	0	0	0	0	0	0	8

BREON BORDERS (CB)

Date	Opp	GP / GS	TACKLES . . .						INTERCEPTIONS . . .					FUMBLES . . .			SpT		
			Tot	Solo	Asst	Sk	Yds	QBP	TFL	No	Yds	Lg	TD	PD	FF	FR		Yds	
Sept 14	@ Den	NOR	Signed to the Practice Squad Sept. 21, 2020.																
Sept 20	Jax	NOR	Signed to the Practice Squad Sept. 21, 2020.																
Sept 27	@ Min	PS	0	0	0	0.0	0.0	0	0	0	0	0	0	0	0	0	0	0	0
Oct 13	Buf	PS	0	0	0	0.0	0.0	0	0	0	0	0	0	0	0	0	0	0	0
Oct 18	Hou	PS	0	0	0	0.0	0.0	0	0	0	0	0	0	0	0	0	0	0	0
Oct 25	Pit	PS	Signed to the Active Roster Nov. 7, 2020.																
Nov 1	@ Cin	p	3	2	1	0.0	0.0	0	0	0	0	0	0	0	0	0	0	0	0
Nov 8	Chi	S	9	7	2	0.0	0.0	0	0	0	0	0	0	0	1	0	0	0	0
Nov 12	Ind	S	5	5	0	0.0	0.0	0	0	0	0	0	0	0	0	0	0	0	0
Nov 22	@ Bal	S	2	2	0	0.0	0.0	0	0	0	0	0	0	0	1	0	0	0	0
Nov 29	@ Ind	S	2	2	0	0.0	0.0	0	0	0	1	0	0	0	2	0	0	0	0
Dec 6	Cle	S	6	4	2	0.0	0.0	0	1	0	0	0	0	0	2	0	0	0	0
Dec 13	@ Jax	IR	Placed on Injured Reserve Dec. 12, 2020.																
Dec 20	Det	IR	Placed on Injured Reserve Dec. 12, 2020.																
Dec 27	@ GB	IR	Placed on Injured Reserve Dec. 12, 2020.																
Jan 3	@ Hou	IR	Placed on Injured Reserve Dec. 12, 2020.																
2020 Totals		6 / 5	27	22	5	0.0	0.0	0	1	1	0	0	0	0	6	0	0	0	0

JAYON BROWN (LB)

Date	Opp	GP / GS	TACKLES . . .						INTERCEPTIONS . . .					FUMBLES . . .			SpT		
			Tot	Solo	Asst	Sk	Yds	QBP	TFL	No	Yds	Lg	TD	PD	FF	FR		Yds	
Sept 14	@ Den	S	5	2	3	0.0	0.0	0	1	0	0	0	0	0	0	0	0	0	0
Sept 20	Jax	S	7	3	4	0.0	0.0	1	1	0	0	0	0	0	1	0	0	0	0
Sept 27	@ Min	S	8	6	2	0.0	0.0	2	0	0	0	0	0	0	1	0	0	0	0
Oct 13	Buf	S	5	3	2	0.0	0.0	0	0	0	0	0	0	0	0	1	0	0	0
Oct 18	Hou	S	10	4	6	0.0	0.0	0	1	0	0	0	0	0	0	0	0	0	0
Oct 25	Pit	S	8	7	1	0.0	0.0	0	0	1	0	0	0	0	4	0	0	0	0
Nov 1	@ Cin	S	12	7	5	0.0	0.0	0	0	0	0	0	0	0	0	0	0	0	0
Nov 8	Chi	S	11	6	5	1.0	6.0	1	1	0	0	0	0	0	1	1	0	0	0
Nov 12	Ind	S	7	5	2	0.0	0.0	0	0	0	0	0	0	0	1	0	0	0	0
Nov 22	@ Bal	S	3	2	1	0.0	0.0	0	1	0	0	0	0	0	0	0	0	0	0
Nov 29	@ Ind	IR	Placed on Injured Reserve Nov. 24, 2020.																
Dec 6	Cle	IR	Placed on Injured Reserve Nov. 24, 2020.																
Dec 13	@ Jax	IR	Placed on Injured Reserve Nov. 24, 2020.																
Dec 20	Det	IR	Placed on Injured Reserve Nov. 24, 2020.																
Dec 27	@ GB	IR	Placed on Injured Reserve Nov. 24, 2020.																
Jan 3	@ Hou	IR	Placed on Injured Reserve Nov. 24, 2020.																
2020 Totals		10 / 10	76	45	31	1.0	6.0	4	5	1	0	0	0	0	8	2	0	0	0

MALCOLM BUTLER (CB)

Date	Opp	GP / GS	TACKLES . . .						INTERCEPTIONS . . .					FUMBLES . . .			SpT		
			Tot	Solo	Asst	Sk	Yds	QBP	TFL	No	Yds	Lg	TD	PD	FF	FR		Yds	
Sept 14	@ Den	S	3	3	0	0.0	0.0	0	0	0	0	0	0	0	0	0	0	0	0
Sept 20	Jax	S	11	8	3	0.0	0.0	0	0	0	0	0	0	0	2	0	0	0	0
Sept 27	@ Min	S	4	4	0	0.0	0.0	0	0	0	0	0	0	0	2	0	0	0	0
Oct 13	Buf	S	7	7	0	0.0	0.0	0	1	2	97	68	0	2	0	0	0	0	0
Oct 18	Hou	S	8	8	0	0.0	0.0	0	0	0	0	0	0	0	1	0	0	0	0
Oct 25	Pit	S	8	7	1	0.0	0.0	0	0	0	0	0	0	0	0	0	0	0	0
Nov 1	@ Cin	S	8	4	4	0.0	0.0	0	0	0	0	0	0	0	1	0	0	0	0
Nov 8	Chi	S	4	3	1	0.0	0.0	0	0	0	0	0	0	0	2	0	0	0	0
Nov 12	Ind	S	7	5	2	0.0	0.0	0	0	0	0	0	0	0	1	0	0	0	0
Nov 22	@ Bal	S	4	4	0	0.0	0.0	0	0	0	0	0	0	0	0	0	0	0	0
Nov 29	@ Ind	S	4	4	0	0.0	0.0	0	0	0	0	0	0	0	0	0	0	0	0
Dec 6	Cle	S	8	7	1	0.0	0.0	0	0	0	0	0	0	0	0	0	0	0	0
Dec 13	@ Jax	S	3	3	0	0.0	0.0	0	0	1	11	11	0	2	0	0	0	0	0
Dec 20	Det	S	9	8	1	0.0	0.0	0	0	0	0	0	0	0	0	0	0	0	0
Dec 27	@ GB	S	6	6	0	0.0	0.0	0	0	1	3	3	0	1	0	0	0	0	0
Jan 3	@ Hou	S	6	5	1	0.0	0.0	0	0	0	0	0	0	0	0	0	0	0	0
2020 Totals		16 / 16	100	86	14	0.0	0.0	0	1	4	111	68	0	14	0	0	0	0	0

2020 TENNESSEE TITANS INDIVIDUAL GAME-BY-GAME DEFENSIVE STATISTICS

KEVIN BYARD (S)

Date	Opp	GP / GS	TACKLES . . .							INTERCEPTIONS . . .					FUMBLES . . .			SpT
			Tot	Solo	Asst	Sk	Yds	QBP	TFL	No	Yds	Lg	TD	PD	FF	FR	Yds	
Sept 14	@ Den	S	9	8	1	0.0	0.0	0	0	0	0	0	0	0	1	0	0	0
Sept 20	Jax	S	3	2	1	0.0	0.0	0	0	0	0	0	0	0	0	0	0	0
Sept 27	@ Min	S	4	1	3	0.0	0.0	0	0	0	0	0	0	1	0	0	0	0
Oct 13	Buf	S	2	2	0	0.0	0.0	0	0	0	0	0	0	1	0	0	0	0
Oct 18	Hou	S	8	6	2	0.0	0.0	0	0	0	0	0	0	0	0	0	0	0
Oct 25	Pit	S	6	6	0	0.0	0.0	0	0	0	0	0	0	0	0	0	0	0
Nov 1	@ Cin	S	7	4	3	0.0	0.0	1	0	0	0	0	0	1	0	0	0	0
Nov 8	Chi	S	7	4	3	0.0	0.0	1	0	0	0	0	0	0	0	0	0	0
Nov 12	Ind	S	10	6	4	0.0	0.0	0	0	0	0	0	0	0	0	0	0	0
Nov 22	@ Bal	S	7	5	2	0.0	0.0	0	0	0	0	0	0	1	0	0	0	0
Nov 29	@ Ind	S	7	7	0	0.0	0.0	0	0	0	0	0	0	0	0	0	0	0
Dec 6	Cle	S	6	4	2	0.0	0.0	0	0	0	0	0	0	0	0	0	0	0
Dec 13	@ Jax	S	11	8	3	0.0	0.0	0	0	0	0	0	0	0	0	0	0	0
Dec 20	Det	S	11	6	5	0.0	0.0	0	1	1	0	0	0	2	0	0	0	0
Dec 27	@ GB	S	9	6	3	0.0	0.0	0	0	0	0	0	0	0	0	0	0	0
Jan 3	@ Hou	S	4	4	0	0.0	0.0	0	0	0	0	0	0	0	0	0	0	0
2020 Totals		16 / 16	111	79	32	0.0	0.0	2	1	1	0	0	0	7	1	0	0	0

JADEVEON CLOWNEY (OLB)

Date	Opp	GP / GS	TACKLES . . .							INTERCEPTIONS . . .					FUMBLES . . .			SpT
			Tot	Solo	Asst	Sk	Yds	QBP	TFL	No	Yds	Lg	TD	PD	FF	FR	Yds	
Sept 14	@ Den	S	3	2	1	0.0	0.0	1	1	0	0	0	0	0	0	0	0	0
Sept 20	Jax	S	2	2	0	0.0	0.0	3	0	0	0	0	0	0	0	0	0	0
Sept 27	@ Min	S	2	1	1	0.0	0.0	2	1	0	0	0	0	1	0	0	0	0
Oct 13	Buf	S	1	1	0	0.0	0.0	0	0	0	0	0	0	2	0	0	0	0
Oct 18	Hou	S	2	1	1	0.0	0.0	2	1	0	0	0	0	0	0	0	0	0
Oct 25	Pit	S	4	3	1	0.0	0.0	0	0	0	0	0	0	1	1	0	0	0
Nov 1	@ Cin	S	1	1	0	0.0	0.0	1	0	0	0	0	0	0	0	0	0	0
Nov 8	Chi	IA	0	0	0	0.0	0.0	0	0	0	0	0	0	0	0	0	0	0
Nov 12	Ind	S	4	3	1	0.0	0.0	1	1	0	0	0	0	0	0	0	0	0
Nov 22	@ Bal	IR																
Nov 29	@ Ind	IR																
Dec 6	Cle	IR																
Dec 13	@ Jax	IR																
Dec 20	Det	IR																
Dec 27	@ GB	IR																
Jan 3	@ Hou	IR																
2020 Totals		8 / 8	19	14	5	0.0	0.0	10	4	0	0	0	0	4	1	0	0	0

Placed on Injured Reserve Nov. 21, 2020.

WILL COMPTON (LB)

Date	Opp	GP / GS	TACKLES . . .							INTERCEPTIONS . . .					FUMBLES . . .			SpT
			Tot	Solo	Asst	Sk	Yds	QBP	TFL	No	Yds	Lg	TD	PD	FF	FR	Yds	
Sept 14	@ Den	p	3	1	2	0.0	0.0	0	0	0	0	0	0	0	0	0	0	0
Sept 20	Jax	p	0	0	0	0.0	0.0	0	0	0	0	0	0	0	0	0	0	0
Sept 27	@ Min	p	0	0	0	0.0	0.0	0	0	0	0	0	0	0	0	0	0	0
Oct 13	Buf	p	1	1	0	0.0	0.0	0	0	0	0	0	0	0	0	0	0	0
Oct 18	Hou	IA	0	0	0	0.0	0.0	0	0	0	0	0	0	0	0	0	0	0
Oct 25	Pit	p	0	0	0	0.0	0.0	0	0	0	0	0	0	0	0	0	0	2
Nov 1	@ Cin	PS																
Nov 8	Chi	PS																
Nov 12	Ind	PS																
Nov 22	@ Bal	p	6	3	3	0.0	0.0	0	0	0	0	0	0	0	0	0	0	0
Nov 29	@ Ind	S	3	2	1	0.0	0.0	0	0	0	0	0	0	0	0	0	0	0
Dec 6	Cle	p	1	1	0	0.0	0.0	0	0	0	0	0	0	0	0	0	0	1
Dec 13	@ Jax	p	0	0	0	0.0	0.0	0	0	0	0	0	0	0	0	0	0	0
Dec 20	Det	p	0	0	0	0.0	0.0	0	0	0	0	0	0	0	0	1	0	0
Dec 27	@ GB	p	0	0	0	0.0	0.0	0	0	0	0	0	0	0	0	0	0	1
Jan 3	@ Hou	p	0	0	0	0.0	0.0	0	0	0	0	0	0	0	0	0	0	0
2020 Totals		12 / 1	14	8	6	0.0	0.0	0	0	0	0	0	0	0	0	1	0	4

JACK CRAWFORD (DL)

Date	Opp	GP / GS	TACKLES . . .							INTERCEPTIONS . . .					FUMBLES . . .			SpT
			Tot	Solo	Asst	Sk	Yds	QBP	TFL	No	Yds	Lg	TD	PD	FF	FR	Yds	
Sept 14	@ Den	p	0	0	0	0.0	0.0	0	0	0	0	0	0	0	0	0	0	0
Sept 20	Jax	S	1	1	0	1.0	20.0	1	1	0	0	0	0	0	0	0	0	0
Sept 27	@ Min	S	1	1	0	0.0	0.0	0	0	0	0	0	0	0	0	0	0	0
Oct 13	Buf	S	1	1	0	0.0	0.0	1	0	0	0	0	0	0	0	0	0	0
Oct 18	Hou	p	1	1	0	0.0	0.0	1	0	0	0	0	0	0	0	0	0	0
Oct 25	Pit	p	2	1	1	0.0	0.0	0	0	0	0	0	0	0	0	0	0	0
Nov 1	@ Cin	p	0	0	0	0.0	0.0	0	0	0	0	0	0	0	0	0	0	0
Nov 8	Chi	S	1	0	1	0.0	0.0	2	0	0	0	0	0	0	0	0	0	0
Nov 12	Ind	p	5	2	3	0.0	0.0	1	0	0	0	0	0	0	0	0	0	0
Nov 22	@ Bal	S	0	0	0	0.0	0.0	0	0	0	0	0	0	0	0	0	0	0
Nov 29	@ Ind	S	2	2	0	0.0	0.0	0	0	0	0	0	0	0	0	0	0	0
Dec 6	Cle	S	7	6	1	0.0	0.0	0	1	0	0	0	0	0	1	0	0	0
Dec 13	@ Jax	S	2	2	0	0.0	0.0	1	0	0	0	0	0	0	0	0	0	0
Dec 20	Det	S	1	1	0	0.0	0.0	1	0	0	0	0	0	0	0	0	0	0
Dec 27	@ GB	p	3	1	2	0.0	0.0	0	0	0	0	0	0	0	0	0	0	0
Jan 3	@ Hou	p	1	1	0	1.0	8.0	1	1	0	0	0	0	0	0	0	0	0
2020 Totals		16 / 9	28	20	8	2.0	28.0	9	3	0	0	0	0	0	1	0	0	0

2020 TENNESSEE TITANS INDIVIDUAL GAME-BY-GAME DEFENSIVE STATISTICS

DANE CRUIKSHANK (DB)

Date	Opp	GP / GS	TACKLES . . .							INTERCEPTIONS . . .					FUMBLES . . .			SpT
			Tot	Solo	Asst	Sk	Yds	QBP	TFL	No	Yds	Lg	TD	PD	FF	FR	Yds	
Sept 14	@ Den	IR	Placed on Injured Reserve Sept. 6, 2020.															
Sept 20	Jax	IR																
Sept 27	@ Min	IR																
Oct 13	Buf	IR																
Oct 18	Hou	IR																
Oct 25	Pit	p	0	0	0	0.0	0.0	0	0	1	13	13	0	1	0	0	0	0
Nov 1	@ Cin	IA	0	0	0	0.0	0.0	0	0	0	0	0	0	0	0	0	0	0
Nov 8	Chi	p	0	0	0	0.0	0.0	0	0	0	0	0	0	0	0	0	0	1
Nov 12	Ind	IR	Placed on Injured Reserve Nov. 11, 2020.															
Nov 22	@ Bal	IR																
Nov 29	@ Ind	IR																
Dec 6	Cle	IR																
Dec 13	@ Jax	IR																
Dec 20	Det	IR																
Dec 27	@ GB	IR																
Jan 3	@ Hou	IR																
2020 Totals		2 / 0	0	0	0	0.0	0.0	0	0	1	13	13	0	1	0	0	0	1

MATT DICKERSON (DE)

Date	Opp	GP / GS	TACKLES . . .							INTERCEPTIONS . . .					FUMBLES . . .			SpT
			Tot	Solo	Asst	Sk	Yds	QBP	TFL	No	Yds	Lg	TD	PD	FF	FR	Yds	
Sept 14	@ Den	p	0	0	0	0.0	0.0	0	0	0	0	0	0	0	0	0	0	0
Sept 20	Jax	p	0	0	0	0.0	0.0	0	0	0	0	0	0	0	0	0	0	0
Sept 27	@ Min	IA	0	0	0	0.0	0.0	0	0	0	0	0	0	0	0	0	0	0
Oct 13	Buf	p	2	0	2	0.0	0.0	0	0	0	0	0	0	0	0	0	0	0
Oct 18	Hou	IA	0	0	0	0.0	0.0	0	0	0	0	0	0	0	0	0	0	0
Oct 25	Pit	IA	0	0	0	0.0	0.0	0	0	0	0	0	0	0	0	0	0	0
Nov 1	@ Cin	IA	0	0	0	0.0	0.0	0	0	0	0	0	0	0	0	0	0	0
Nov 8	Chi	IA	0	0	0	0.0	0.0	0	0	0	0	0	0	0	0	0	0	0
Nov 12	Ind	IA	0	0	0	0.0	0.0	0	0	0	0	0	0	0	0	0	0	0
Nov 22	@ Bal	p	2	1	1	0.0	0.0	0	0	0	0	0	0	0	0	0	0	0
Nov 29	@ Ind	p	1	0	1	0.0	0.0	1	0	0	0	0	0	0	0	0	0	0
Dec 6	Cle	p	1	0	1	0.0	0.0	0	0	0	0	0	0	0	0	0	0	0
Dec 13	@ Jax	p	3	3	0	0.0	0.0	0	0	0	0	0	0	0	0	0	0	0
Dec 20	Det	p	0	0	0	0.0	0.0	0	0	0	0	0	0	0	0	0	0	0
Dec 27	@ GB	p	1	0	1	0.0	0.0	0	0	0	0	0	0	0	0	0	0	0
Jan 3	@ Hou	p	0	0	0	0.0	0.0	0	0	0	0	0	0	0	0	0	0	0
2020 Totals		10 / 0	10	4	6	0.0	0.0	1	0	0	0	0	0	0	0	0	0	0

NICK DZUBNAR (LB)

Date	Opp	GP / GS	TACKLES . . .							INTERCEPTIONS . . .					FUMBLES . . .			SpT
			Tot	Solo	Asst	Sk	Yds	QBP	TFL	No	Yds	Lg	TD	PD	FF	FR	Yds	
Sept 14	@ Den	p	1	1	0	0.0	0.0	0	0	0	0	0	0	0	0	0	0	0
Sept 20	Jax	p	0	0	0	0.0	0.0	0	0	0	0	0	0	0	0	0	0	0
Sept 27	@ Min	p	0	0	0	0.0	0.0	0	0	0	0	0	0	0	0	0	0	0
Oct 13	Buf	p	0	0	0	0.0	0.0	0	0	0	0	0	0	0	0	0	0	3
Oct 18	Hou	p	0	0	0	0.0	0.0	0	0	0	0	0	0	0	0	0	0	1
Oct 25	Pit	p	0	0	0	0.0	0.0	0	0	0	0	0	0	0	0	0	0	1
Nov 1	@ Cin	p	0	0	0	0.0	0.0	0	0	0	0	0	0	0	0	0	0	1
Nov 8	Chi	p	0	0	0	0.0	0.0	0	0	0	0	0	0	0	0	0	0	1
Nov 12	Ind	p	0	0	0	0.0	0.0	0	0	0	0	0	0	0	0	0	0	0
Nov 22	@ Bal	p	0	0	0	0.0	0.0	0	0	0	0	0	0	0	0	0	0	1
Nov 29	@ Ind	p	0	0	0	0.0	0.0	0	0	0	0	0	0	0	0	0	0	0
Dec 6	Cle	p	0	0	0	0.0	0.0	0	0	0	0	0	0	0	0	0	0	1
Dec 13	@ Jax	p	0	0	0	0.0	0.0	0	0	0	0	0	0	0	0	0	0	0
Dec 20	Det	p	0	0	0	0.0	0.0	0	0	0	0	0	0	0	0	0	0	1
Dec 27	@ GB	p	0	0	0	0.0	0.0	0	0	0	0	0	0	0	0	0	0	2
Jan 3	@ Hou	p	0	0	0	0.0	0.0	0	0	0	0	0	0	0	0	0	0	1
2020 Totals		16 / 0	1	1	0	0.0	0.0	0	0	0	0	0	0	0	0	0	0	13

RASHAAN EVANS (LB)

Date	Opp	GP / GS	TACKLES . . .							INTERCEPTIONS . . .					FUMBLES . . .			SpT
			Tot	Solo	Asst	Sk	Yds	QBP	TFL	No	Yds	Lg	TD	PD	FF	FR	Yds	
Sept 14	@ Den	S	1	0	1	0.0	0.0	0	0	0	0	0	0	0	0	0	0	0
Sept 20	Jax	S	7	6	1	0.0	0.0	0	0	0	0	0	0	0	0	0	0	0
Sept 27	@ Min	S	7	4	3	0.0	0.0	0	0	0	0	0	0	0	0	1	25	0
Oct 13	Buf	S	8	6	2	0.0	0.0	0	0	0	0	0	0	0	0	0	0	0
Oct 18	Hou	S	7	5	2	0.0	0.0	1	0	0	0	0	0	0	0	0	0	0
Oct 25	Pit	S	5	2	3	0.0	0.0	0	0	0	0	0	1	0	0	0	0	0
Nov 1	@ Cin	S	7	3	4	0.0	0.0	0	0	0	0	0	0	0	0	0	0	0
Nov 8	Chi	S	4	1	3	0.5	0.5	1	0	0	0	0	0	0	0	0	0	0
Nov 12	Ind	S	6	4	2	0.0	0.0	0	0	0	0	0	0	0	0	0	0	0
Nov 22	@ Bal	S	9	5	4	0.0	0.0	1	0	0	0	0	0	0	0	0	0	0
Nov 29	@ Ind	S	4	3	1	0.0	0.0	0	0	0	0	0	1	0	0	0	0	0
Dec 6	Cle	S	6	3	3	0.0	0.0	1	1	0	0	0	0	0	0	0	0	0
Dec 13	@ Jax	S	8	6	2	0.0	0.0	1	0	0	0	0	0	2	0	0	0	0
Dec 20	Det	S	8	5	3	0.0	0.0	0	0	0	0	0	0	0	0	0	0	0
Dec 27	@ GB	S	5	3	2	0.0	0.0	1	0	0	0	0	0	0	0	0	0	0
Jan 3	@ Hou	S	4	4	0	0.0	0.0	0	0	0	0	0	1	0	0	0	0	0
2020 Totals		16 / 16	96	60	36	0.5	0.5	6	1	0	0	0	5	0	1	25	0	

2020 TENNESSEE TITANS INDIVIDUAL GAME-BY-GAME DEFENSIVE STATISTICS

KRISTIAN FULTON (CB)

Date	Opp	GP / GS	TACKLES ...						INTERCEPTIONS ...					FUMBLES ...			SpT																
			Tot	Solo	Asst	Sk	Yds	QBP	TFL	No	Yds	Lg	TD	PD	FF	FR		Yds															
Sept 14	@ Den	p	4	3	1	0.0	0.0	0	0	0	0	0	0	0	0	0	0	0															
Sept 20	Jax	p	3	3	0	0.0	0.0	0	0	1	44	44	0	1	0	0	0	0															
Sept 27	@ Min	p	2	2	0	1.0	7.0	1	1	0	0	0	0	0	0	0	0	0															
Oct 13	Buf	IA	Placed on Reserve/COVID-19 Oct. 10, 2020.																														
Oct 18	Hou	S	3	3	0	0.0	0.0	0	0	0	0	0	0	0	0	0	0	0															
Oct 25	Pit	S	3	2	1	0.0	0.0	0	0	0	0	0	0	0	0	0	0	0															
Nov 1	@ Cin	IR	Placed on Injured Reserve Oct. 31, 2020																														
Nov 8	Chi	IR																															
Nov 12	Ind	IR																															
Nov 22	@ Bal	IR																															
Nov 29	@ Ind	IR																															
Dec 6	Cle	IR																															
Dec 13	@ Jax	IR	Placed on Injured Reserve Oct. 31, 2020																														
Dec 20	Det	IA																															
Dec 27	@ GB	IA																															
Jan 3	@ Hou	p																															
2020 Totals		6 / 2																16	14	2	1.0	7.0	1	1	44	44	0	1	0	0	0	0	0

AMANI HOOKER (DB)

Date	Opp	GP / GS	TACKLES ...						INTERCEPTIONS ...					FUMBLES ...			SpT	
			Tot	Solo	Asst	Sk	Yds	QBP	TFL	No	Yds	Lg	TD	PD	FF	FR		Yds
Sept 14	@ Den	p	0	0	0	0.0	0.0	0	0	0	0	0	0	0	0	0	0	1
Sept 20	Jax	p	2	2	0	0.0	0.0	0	0	0	0	0	0	1	0	0	0	0
Sept 27	@ Min	p	1	1	0	0.0	0.0	0	0	1	3	3	0	1	0	0	0	0
Oct 13	Buf	p	2	2	0	0.0	0.0	0	0	0	0	0	0	0	0	0	0	1
Oct 18	Hou	p	1	1	0	0.0	0.0	0	0	0	0	0	0	0	0	0	0	0
Oct 25	Pit	p	3	2	1	0.0	0.0	0	0	1	0	0	0	2	0	0	0	1
Nov 1	@ Cin	p	1	0	1	0.0	0.0	0	0	0	0	0	0	0	0	0	0	1
Nov 8	Chi	p	7	5	2	0.0	0.0	0	0	0	0	0	0	0	0	0	0	2
Nov 12	Ind	p	1	1	0	0.0	0.0	0	0	0	0	0	0	0	0	0	0	0
Nov 22	@ Bal	S	6	3	3	0.0	0.0	0	0	1	6	6	0	2	0	0	0	0
Nov 29	@ Ind	p	0	0	0	0.0	0.0	0	0	0	0	0	0	1	0	0	0	0
Dec 6	Cle	p	2	1	1	0.0	0.0	0	0	0	0	0	0	0	0	0	0	0
Dec 13	@ Jax	S	7	5	2	0.0	0.0	0	1	0	0	0	0	0	0	0	0	0
Dec 20	Det	S	7	5	2	0.0	0.0	0	0	0	0	0	0	0	0	0	0	0
Dec 27	@ GB	p	2	1	1	0.0	0.0	0	0	0	0	0	0	0	0	0	0	0
Jan 3	@ Hou	p	2	1	1	0.0	0.0	0	0	1	2	2	0	1	0	0	0	1
2020 Totals		16 / 3	44	30	14	0.0	0.0	0	1	4	11	6	0	8	0	0	0	7

ADOREE' JACKSON (CB)

Date	Opp	GP / GS	TACKLES ...						INTERCEPTIONS ...					FUMBLES ...			SpT	
			Tot	Solo	Asst	Sk	Yds	QBP	TFL	No	Yds	Lg	TD	PD	FF	FR		Yds
Sept 14	@ Den	IR	Placed on Injured Reserve Sept. 14, 2020.															
Sept 20	Jax	IR																
Sept 27	@ Min	IR																
Oct 11	Buf	IR																
Oct 18	Hou	IR																
Oct 25	Pit	IR																
Nov 1	@ Cin	IR	Placed on Injured Reserve Sept. 14, 2020.															
Nov 8	Chi	IR																
Nov 12	Ind	IA																
Nov 22	@ Bal	IA																
Nov 29	@ Ind	IA																
Dec 6	Cle	IA																
Dec 13	@ Jax	IA	0	0	0	0.0	0.0	0	0	0	0	0	0	0	0	0	0	0
Dec 20	Det	p	2	1	1	0.0	0.0	0	0	0	0	0	0	0	0	0	0	0
Dec 27	@ GB	S	6	4	2	0.0	0.0	0	0	0	0	0	0	0	0	0	0	0
Jan 3	@ Hou	S	4	4	0	0.0	0.0	0	0	0	0	0	0	0	0	0	0	0
2020 Totals		3 / 2	12	9	3	0.0	0.0	0	0	0	0	0	0	0	0	0	0	0

CHRIS JACKSON (DB)

Date	Opp	GP / GS	TACKLES ...						INTERCEPTIONS ...					FUMBLES ...			SpT	
			Tot	Solo	Asst	Sk	Yds	QBP	TFL	No	Yds	Lg	TD	PD	FF	FR		Yds
Sept 14	@ Den	S	1	0	1	0.0	0.0	0	0	0	0	0	0	0	0	0	0	0
Sept 20	Jax	p	6	3	3	0.0	0.0	0	0	0	0	0	0	0	0	0	0	0
Sept 27	@ Min	IA	0	0	0	0.0	0.0	0	0	0	0	0	0	0	0	0	0	0
Oct 13	Buf	S	4	3	1	0.0	0.0	0	0	0	0	0	0	1	0	0	0	0
Oct 18	Hou	IA	0	0	0	0.0	0.0	0	0	0	0	0	0	0	0	0	0	0
Oct 25	Pit	p	3	2	1	0.0	0.0	0	0	0	0	0	0	0	0	0	0	0
Nov 1	@ Cin	S	4	2	2	0.0	0.0	0	1	0	0	0	0	0	0	0	0	2
Nov 8	Chi	p	0	0	0	0.0	0.0	0	0	0	0	0	0	0	0	0	0	0
Nov 12	Ind	p	0	0	0	0.0	0.0	0	0	0	0	0	0	0	0	0	0	0
Nov 22	@ Bal	p	0	0	0	0.0	0.0	0	0	0	0	0	0	0	0	0	0	1
Nov 29	@ Ind	R/C	Placed on Reserve/COVID-19 Nov. 28, 2020.															
Dec 6	Cle	R/C																
Dec 13	@ Jax	p	0	0	0	0.0	0.0	0	0	0	0	0	0	0	0	0	0	0
Dec 20	Det	p	3	2	1	0.0	0.0	0	0	0	0	0	0	0	0	0	0	0
Dec 27	@ GB	p	0	0	0	0.0	0.0	0	0	0	0	0	0	0	0	0	0	0
Jan 3	@ Hou	IA	0	0	0	0.0	0.0	0	0	0	0	0	0	0	0	0	0	0
2020 Totals		11 / 3	21	12	9	0.0	0.0	0	1	0	0	0	0	1	0	0	0	3

2020 TENNESSEE TITANS INDIVIDUAL GAME-BY-GAME DEFENSIVE STATISTICS

DAQUAN JONES (DL)

Date	Opp	GP / GS	TACKLES ...						INTERCEPTIONS ...					FUMBLES ...			SpT	
			Tot	Solo	Asst	Sk	Yds	QBP	TFL	No	Yds	Lg	TD	PD	FF	FR		Yds
Sept 14	@ Den	S	2	1	1	0.0	0.0	0	0	0	0	0	0	0	0	0	0	0
Sept 20	Jax	S	4	3	1	0.0	0.0	0	0	0	0	0	0	0	0	0	0	0
Sept 27	@ Min	S	2	2	0	0.0	0.0	2	0	0	0	0	0	0	0	0	0	0
Oct 13	Buf	S	2	1	1	0.0	0.0	0	0	0	0	0	0	0	0	0	0	0
Oct 18	Hou	S	4	2	2	0.5	1.5	1	2	0	0	0	0	0	0	0	0	0
Oct 25	Pit	S	3	1	2	0.0	0.0	0	0	0	0	0	0	0	0	0	0	0
Nov 1	@ Cin	S	2	1	1	0.0	0.0	1	0	0	0	0	0	0	0	0	0	0
Nov 8	Chi	S	7	4	3	0.5	0.5	2	2	0	0	0	0	0	0	0	0	0
Nov 12	Ind	S	5	4	1	1.0	11.0	1	1	0	0	0	0	0	0	0	0	0
Nov 22	@ Bal	S	1	1	0	0.0	0.0	0	0	0	0	0	0	0	0	0	0	0
Nov 29	@ Ind	S	4	3	1	0.0	0.0	1	0	0	0	0	0	0	0	0	0	0
Dec 6	Cle	S	3	1	2	0.0	0.0	0	0	0	0	0	0	0	0	0	0	0
Dec 13	@ Jax	S	1	0	1	0.0	0.0	1	1	0	0	0	0	0	0	0	0	0
Dec 20	Det	S	3	3	0	0.0	0.0	1	0	0	0	0	0	0	1	0	0	0
Dec 27	@ GB	S	2	1	1	0.0	0.0	0	0	0	0	0	0	0	0	0	0	0
Jan 3	@ Hou	S	4	1	3	0.0	0.0	0	0	0	0	0	0	0	0	0	0	0
2020 Totals		16 / 16	49	29	20	2.0	13.0	10	6	0	0	0	0	0	1	0	0	0

JOSHUA KALU (DB)

Date	Opp	GP / GS	TACKLES ...						INTERCEPTIONS ...					FUMBLES ...			SpT	
			Tot	Solo	Asst	Sk	Yds	QBP	TFL	No	Yds	Lg	TD	PD	FF	FR		Yds
Sept 14	@ Den	p	1	1	0	0.0	0.0	0	0	0	0	0	0	0	1	0	0	0
Sept 20	Jax	p	0	0	0	0.0	0.0	0	0	0	0	0	0	0	0	0	0	0
Sept 27	@ Min	p	0	0	0	0.0	0.0	0	0	0	0	0	0	0	0	0	0	1
Oct 13	Buf	p	0	0	0	0.0	0.0	0	0	0	0	0	0	0	0	0	0	1
Oct 18	Hou	p	0	0	0	0.0	0.0	0	0	0	0	0	0	0	0	0	0	0
Oct 25	Pit	IA	0	0	0	0.0	0.0	0	0	0	0	0	0	0	0	0	0	0
Nov 1	@ Cin	p	0	0	0	0.0	0.0	0	0	0	0	0	0	0	0	0	0	0
Nov 8	Chi	p	0	0	0	0.0	0.0	0	0	0	0	0	0	0	0	0	0	3
Nov 12	Ind	p	0	0	0	0.0	0.0	0	0	0	0	0	0	0	0	0	0	1
Nov 22	@ Bal	p	4	3	1	0.0	0.0	0	0	0	0	0	0	0	0	0	0	0
Nov 29	@ Ind	p	0	0	0	0.0	0.0	0	0	0	0	0	0	0	0	0	0	0
Dec 6	Cle	p	0	0	0	0.0	0.0	0	0	0	0	0	0	0	0	0	0	0
Dec 13	@ Jax	p	1	1	0	0.0	0.0	0	0	0	0	0	0	0	0	0	0	0
Dec 20	Det	p	2	2	0	0.0	0.0	0	0	0	0	0	0	0	0	0	0	2
Dec 27	@ GB	p	0	0	0	0.0	0.0	0	0	0	0	0	0	0	0	0	0	0
Jan 3	@ Hou	p	0	0	0	0.0	0.0	0	0	0	0	0	0	0	0	0	0	0
2020 Totals		15 / 0	8	7	1	0.0	0.0	0	0	0	0	0	0	0	1	0	0	8

DESMOND KING II (DB)

Date	Opp	GP / GS	TACKLES ...						INTERCEPTIONS ...					FUMBLES ...			SpT	
			Tot	Solo	Asst	Sk	Yds	QBP	TFL	No	Yds	Lg	TD	PD	FF	FR		Yds
Sept 14	@ Den	NOR	Acquired via trade on Nov. 2, 2020.															
Sept 20	Jax	NOR																
Sept 27	@ Min	NOR																
Oct 13	Buf	NOR																
Oct 18	Hou	NOR																
Oct 25	Pit	NOR																
Nov 1	@ Cin	NOR																
Nov 8	Chi	S	2	2	0	0.0	0.0	0	0	0	0	0	0	0	0	1	63t	0
Nov 12	Ind	S	5	2	3	0.0	0.0	0	0	0	0	0	0	0	0	0	0	0
Nov 22	@ Bal	p	4	3	1	0.0	0.0	0	0	0	0	0	0	2	0	0	0	0
Nov 29	@ Ind	S	3	2	1	0.0	0.0	1	0	0	0	0	0	0	0	0	0	0
Dec 6	Cle	p	6	3	3	0.0	0.0	1	0	0	0	0	0	0	0	0	0	0
Dec 13	@ Jax	p	3	3	0	0.0	0.0	0	1	0	0	0	0	0	0	0	0	0
Dec 20	Det	S	2	1	1	0.0	0.0	0	0	0	0	0	0	0	0	0	0	0
Dec 27	@ GB	p	2	2	0	0.0	0.0	0	0	0	0	0	0	0	0	0	0	0
Jan 3	@ Hou	S	3	3	0	1.0	2.0	1	1	0	0	0	0	0	0	0	0	0
2020 Totals		9 / 5	30	21	9	1.0	2.0	3	2	0	0	0	0	2	0	1	63t	0

HAROLD LANDRY III (OLB)

Date	Opp	GP / GS	TACKLES ...						INTERCEPTIONS ...					FUMBLES ...			SpT	
			Tot	Solo	Asst	Sk	Yds	QBP	TFL	No	Yds	Lg	TD	PD	FF	FR		Yds
Sept 14	@ Den	S	4	4	0	0.0	0.0	3	1	0	0	0	0	0	0	0	0	0
Sept 20	Jax	S	5	2	3	0.0	0.0	3	0	1	0	0	0	2	0	0	0	0
Sept 27	@ Min	S	5	3	2	0.0	0.0	3	0	0	0	0	0	1	0	0	0	0
Oct 13	Buf	S	3	3	0	1.0	10.0	1	1	0	0	0	0	0	0	0	0	0
Oct 18	Hou	S	6	5	1	0.5	1.5	2	1	0	0	0	0	0	0	0	0	0
Oct 25	Pit	S	3	3	0	0.0	0.0	1	1	0	0	0	0	0	0	0	0	0
Nov 1	@ Cin	S	5	3	2	0.0	0.0	0	0	0	0	0	0	1	0	0	0	0
Nov 8	Chi	S	4	3	1	1.0	9.0	4	1	0	0	0	0	1	0	0	0	0
Nov 12	Ind	S	5	4	1	0.0	0.0	0	1	0	0	0	0	0	0	0	0	0
Nov 22	@ Bal	S	7	4	3	1.0	9.0	1	1	0	0	0	0	0	0	0	0	0
Nov 29	@ Ind	S	1	1	0	1.0	9.0	2	1	0	0	0	0	0	0	0	0	0
Dec 6	Cle	S	3	2	1	0.0	0.0	1	0	0	0	0	0	0	0	0	0	0
Dec 13	@ Jax	S	2	2	0	0.0	0.0	3	0	0	0	0	0	0	0	0	0	0
Dec 20	Det	S	4	1	3	0.0	0.0	3	0	0	0	0	0	0	0	0	0	0
Dec 27	@ GB	S	8	3	5	0.0	0.0	0	1	0	0	0	0	0	0	0	0	0
Jan 3	@ Hou	S	4	3	1	1.0	7.0	2	1	0	0	0	0	0	0	0	0	0
2020 Totals		16 / 16	69	46	23	5.5	45.5	29	10	1	0	0	0	5	0	0	0	0

2020 TENNESSEE TITANS INDIVIDUAL GAME-BY-GAME DEFENSIVE STATISTICS

WYATT RAY (OLB)

Date	Opp	GP / GS	TACKLES ...						INTERCEPTIONS ...					FUMBLES ...			SpT	
			Tot	Solo	Asst	Sk	Yds	QBP	TFL	No	Yds	Lg	TD	PD	FF	FR		Yds
Sept 14	@ Den	PS	0	0	0	0.0	0.0	0	0	0	0	0	0	0	0	0	0	0
Sept 20	Jax	PS	0	0	0	0.0	0.0	0	0	0	0	0	0	0	0	0	0	0
Sept 27	@ Min	PS	0	0	0	0.0	0.0	0	0	0	0	0	0	0	0	0	0	0
Oct 13	Buf	PS	0	0	0	0.0	0.0	0	0	0	0	0	0	0	0	0	0	0
Oct 18	Hou	PS	0	0	0	0.0	0.0	0	0	0	0	0	0	0	0	0	0	0
Oct 25	Pit	PS	0	0	0	0.0	0.0	0	0	0	0	0	0	0	0	0	0	0
Nov 1	@ Cin	PS	0	0	0	0.0	0.0	0	0	0	0	0	0	0	0	0	0	0
Nov 8	Chi	p	0	0	0	0.0	0.0	0	0	0	0	0	0	0	0	0	0	0
Nov 12	Ind	PS	0	0	0	0.0	0.0	0	0	0	0	0	0	0	0	0	0	0
Nov 22	@ Bal	PS	0	0	0	0.0	0.0	0	0	0	0	0	0	0	0	0	0	0
Nov 29	@ Ind	PS	0	0	0	0.0	0.0	0	0	0	0	0	0	0	0	0	0	0
Dec 6	Cle	PS	0	0	0	0.0	0.0	0	0	0	0	0	0	0	0	0	0	0
Dec 13	@ Jax	IA	0	0	0	0.0	0.0	0	0	0	0	0	0	0	0	0	0	0
Dec 20	Det	p	0	0	0	0.0	0.0	0	0	0	0	0	0	0	0	0	0	1
Dec 27	@ GB	p	1	1	0	1.0	17.0	1	1	0	0	0	0	0	0	0	0	0
Jan 3	@ Hou	S	0	0	0	0.0	0.0	0	0	0	0	0	0	0	0	0	0	0
2020 Totals		4 / 1	1	1	0	1.0	17.0	1	1	0	0	0	0	0	0	0	0	1

BROOKS REED (OLB)

Date	Opp	GP / GS	TACKLES ...						INTERCEPTIONS ...					FUMBLES ...			SpT	
			Tot	Solo	Asst	Sk	Yds	QBP	TFL	No	Yds	Lg	TD	PD	FF	FR		Yds
Sept 14	@ Den	NOR																
Sept 20	Jax	NOR																
Sept 27	@ Min	NOR																
Oct 13	Buf	NOR																
Oct 18	Hou	NOR																
Oct 25	Pit	NOR																
Nov 1	@ Cin	NOR																
Nov 8	Chi	NOR																
Nov 12	Ind	NOR																
Nov 22	@ Bal	NOR																
Nov 29	@ Ind	NOR																
Dec 6	Cle	PS	0	0	0	0.0	0.0	0	0	0	0	0	0	0	0	0	0	0
Dec 13	@ Jax	PS	0	0	0	0.0	0.0	0	0	0	0	0	0	0	0	0	0	0
Dec 20	Det	PS	0	0	0	0.0	0.0	0	0	0	0	0	0	0	0	0	0	0
Dec 27	@ GB	S	1	1	0	0.0	0.0	0	0	0	0	0	0	0	0	0	0	0
Jan 3	@ Hou	p	2	1	1	1.0	7.0	1	1	0	0	0	0	0	0	0	0	1
2020 Totals		2 / 1	3	2	1	1.0	7.0	1	1	0	0	0	0	0	0	0	0	1

Signed to Practice Squad Dec. 1, 2020.

DERICK ROBERSON (OLB)

Date	Opp	GP / GS	TACKLES ...						INTERCEPTIONS ...					FUMBLES ...			SpT	
			Tot	Solo	Asst	Sk	Yds	QBP	TFL	No	Yds	Lg	TD	PD	FF	FR		Yds
Sept 14	@ Den	IA	0	0	0	0.0	0.0	0	0	0	0	0	0	0	0	0	0	0
Sept 20	Jax	IA	0	0	0	0.0	0.0	0	0	0	0	0	0	0	0	0	0	0
Sept 27	@ Min	IA	0	0	0	0.0	0.0	0	0	0	0	0	0	0	0	0	0	0
Oct 13	Buf	IA	0	0	0	0.0	0.0	0	0	0	0	0	0	0	0	0	0	0
Oct 18	Hou	p	0	0	0	0.0	0.0	0	0	0	0	0	0	0	0	0	0	0
Oct 25	Pit	IA	0	0	0	0.0	0.0	0	0	0	0	0	0	0	0	0	0	0
Nov 1	@ Cin	IA	0	0	0	0.0	0.0	0	0	0	0	0	0	0	0	0	0	0
Nov 8	Chi	p	3	2	1	0.0	0.0	1	0	0	0	0	0	1	0	0	0	1
Nov 12	Ind	p	0	0	0	0.0	0.0	0	0	0	0	0	0	0	0	0	0	0
Nov 22	@ Bal	S	1	1	0	0.0	0.0	1	0	0	0	0	0	0	0	0	0	0
Nov 29	@ Ind	p	0	0	0	0.0	0.0	1	0	0	0	0	0	0	0	0	0	2
Dec 6	Cle	p	1	1	0	0.0	0.0	0	0	0	0	0	0	0	0	0	0	0
Dec 13	@ Jax	p	0	0	0	0.0	0.0	1	0	0	0	0	0	0	0	0	0	0
Dec 20	Det	p	1	0	1	0.0	0.0	0	0	0	0	0	0	1	0	0	0	0
Dec 27	@ GB	IA	0	0	0	0.0	0.0	0	0	0	0	0	0	0	0	0	0	0
Jan 3	@ Hou	IA	0	0	0	0.0	0.0	0	0	0	0	0	0	0	0	0	0	0
2020 Totals		8 / 1	6	4	2	0.0	0.0	4	0	0	0	0	0	1	1	0	0	3

JEFFERY SIMMONS (DL)

Date	Opp	GP / GS	TACKLES ...						INTERCEPTIONS ...					FUMBLES ...			SpT	
			Tot	Solo	Asst	Sk	Yds	QBP	TFL	No	Yds	Lg	TD	PD	FF	FR		Yds
Sept 14	@ Den	S	4	3	1	0.0	0.0	0	0	0	0	0	0	0	0	1	0	0
Sept 20	Jax	S	3	0	3	0.0	0.0	0	0	0	0	0	0	1	0	0	0	0
Sept 27	@ Min	S	5	3	2	1.0	6.0	5	1	0	0	0	0	0	0	0	0	0
Oct 13	Buf	R/C																
Oct 18	Hou	S	6	4	2	1.0	12.0	2	1	0	0	0	0	0	0	0	0	0
Oct 25	Pit	S	3	1	2	0.0	0.0	2	0	0	0	0	0	1	0	0	0	0
Nov 1	@ Cin	S	4	2	2	0.0	0.0	1	0	0	0	0	0	0	0	0	0	0
Nov 8	Chi	S	3	3	0	0.0	0.0	0	0	0	0	0	0	1	1	1	0	0
Nov 12	Ind	S	2	0	2	0.0	0.0	0	0	0	0	0	0	1	0	0	0	0
Nov 22	@ Bal	S	3	1	2	0.0	0.0	1	0	0	0	0	0	0	0	0	0	0
Nov 29	@ Ind	S	4	2	2	1.0	6.0	2	1	0	0	0	0	1	0	0	0	0
Dec 6	Cle	S	7	3	4	0.0	0.0	1	0	0	0	0	0	0	0	0	0	0
Dec 13	@ Jax	S	1	1	0	0.0	0.0	1	0	0	0	0	0	0	0	0	0	0
Dec 20	Det	S	2	0	2	0.0	0.0	2	0	0	0	0	0	0	1	0	0	0
Dec 27	@ GB	S	2	1	1	0.0	0.0	1	0	0	0	0	0	0	0	0	0	0
Jan 3	@ Hou	S	0	0	0	0.0	0.0	1	0	0	0	0	0	0	0	0	0	0
2020 Totals		15 / 15	49	24	25	3.0	24.0	19	3	0	0	0	0	5	1	3	0	0

Placed on Reserve/COVID-19 list Oct. 3, 2020.

2020 TENNESSEE TITANS INDIVIDUAL GAME-BY-GAME DEFENSIVE STATISTICS

TUZAR SKIPPER (OLB)

Date	Opp	GP / GS	TACKLES . . .						INTERCEPTIONS . . .					FUMBLES . . .			SpT			
			Tot	Solo	Asst	Sk	Yds	QBP	TFL	No	Yds	Lg	TD	PD	FF	FR		Yds		
Sept 14	@ Den	NOR	Signed to the Practice Squad Sept. 15, 2020.																	
Sept 20	Jax	PS	0	0	0	0.0	0.0	0	0	0	0	0	0	0	0	0	0	0	0	0
Sept 27	@ Min	PS	0	0	0	0.0	0.0	0	0	0	0	0	0	0	0	0	0	0	0	0
Oct 13	Buf	PS	0	0	0	0.0	0.0	0	0	0	0	0	0	0	0	0	0	0	0	0
Oct 18	Hou	PS	0	0	0	0.0	0.0	0	0	0	0	0	0	0	0	0	0	0	0	0
Oct 25	Pit	PS	0	0	0	0.0	0.0	0	0	0	0	0	0	0	0	0	0	0	0	0
Nov 1	@ Cin	PS	0	0	0	0.0	0.0	0	0	0	0	0	0	0	0	0	0	0	0	0
Nov 8	Chi	PS	0	0	0	0.0	0.0	0	0	0	0	0	0	0	0	0	0	0	0	0
Nov 12	Ind	PS	0	0	0	0.0	0.0	0	0	0	0	0	0	0	0	0	0	0	0	0
Nov 22	@ Bal	p	0	0	0	0.0	0.0	0	0	0	0	0	0	0	0	0	0	0	0	0
Nov 29	@ Ind	p	0	0	0	0.0	0.0	0	0	0	0	0	0	0	0	0	0	0	0	0
Dec 6	Cle	S	4	4	0	0.0	0.0	0	0	0	0	0	0	0	0	0	0	0	0	0
Dec 13	@ Jax	S	1	0	1	0.0	0.0	0	0	0	0	0	0	0	0	0	0	0	0	0
Dec 20	Det	IR	Placed on Practice Squad-Injured Dec. 15, 2020.																	
Dec 27	@ GB	IR	Placed on Practice Squad-Injured Dec. 15, 2020.																	
Jan 3	@ Hou	IR	Placed on Practice Squad-Injured Dec. 15, 2020.																	
2020 Totals		4 / 2	5	4	1	0.0	0.0	0	0	0	0	0	0	0	0	0	0	0	0	0

TYE SMITH (CB)

Date	Opp	GP / GS	TACKLES . . .						INTERCEPTIONS . . .					FUMBLES . . .			SpT				
			Tot	Solo	Asst	Sk	Yds	QBP	TFL	No	Yds	Lg	TD	PD	FF	FR		Yds			
Sept 14	@ Den	p	0	0	0	0.0	0.0	0	0	0	0	0	0	0	0	0	0	0	0	0	0
Sept 20	Jax	p	2	1	1	0.0	0.0	0	0	0	0	0	0	0	0	0	0	0	0	0	0
Sept 27	@ Min	p	0	0	0	0.0	0.0	0	0	0	0	0	0	0	0	0	0	0	0	0	0
Oct 13	Buf	p	2	2	0	0.0	0.0	0	0	0	0	0	0	0	0	0	0	0	0	0	0
Oct 18	Hou	p	1	1	0	0.0	0.0	0	0	0	0	0	0	0	0	0	0	0	0	0	0
Oct 25	Pit	S	4	3	1	0.0	0.0	0	0	0	5	5	0	0	0	0	0	0	0	0	0
Nov 1	@ Cin	IA	0	0	0	0.0	0.0	0	0	0	0	0	0	0	0	0	0	0	0	0	0
Nov 8	Chi	IR	Placed on Injured Reserve Nov. 7, 2020.																		
Nov 12	Ind	IR	Placed on Injured Reserve Nov. 7, 2020.																		
Nov 22	@ Bal	IR	Placed on Injured Reserve Nov. 7, 2020.																		
Nov 29	@ Ind	p	0	0	0	0.0	0.0	0	0	0	0	0	0	0	0	0	0	0	0	0	0
Dec 6	Cle	p	0	0	0	0.0	0.0	0	0	0	0	0	0	0	0	0	0	0	0	0	1
Dec 13	@ Jax	S	3	2	1	0.0	0.0	0	1	0	0	0	0	0	1	0	0	0	0	0	0
Dec 20	Det	S	2	1	1	0.0	0.0	0	0	0	0	0	0	0	0	0	0	0	0	0	0
Dec 27	@ GB	p	0	0	0	0.0	0.0	0	0	0	0	0	0	0	0	0	0	0	0	0	0
Jan 3	@ Hou	p	0	0	0	0.0	0.0	0	0	0	0	0	0	0	0	0	0	0	0	0	0
2020 Totals		12 / 3	14	10	4	0.0	0.0	0	1	0	5	5	0	1	0	0	0	0	0	1	

TEAIR TART (DT)

Date	Opp	GP / GS	TACKLES . . .						INTERCEPTIONS . . .					FUMBLES . . .			SpT				
			Tot	Solo	Asst	Sk	Yds	QBP	TFL	No	Yds	Lg	TD	PD	FF	FR		Yds			
Sept 14	@ Den	PS	0	0	0	0.0	0.0	0	0	0	0	0	0	0	0	0	0	0	0	0	0
Sept 20	Jax	PS	0	0	0	0.0	0.0	0	0	0	0	0	0	0	0	0	0	0	0	0	0
Sept 27	@ Min	PS	0	0	0	0.0	0.0	0	0	0	0	0	0	0	0	0	0	0	0	0	0
Oct 13	Buf	PS	0	0	0	0.0	0.0	0	0	0	0	0	0	0	0	0	0	0	0	0	0
Oct 18	Hou	PS	0	0	0	0.0	0.0	0	0	0	0	0	0	0	0	0	0	0	0	0	0
Oct 25	Pit	PS	0	0	0	0.0	0.0	0	0	0	0	0	0	0	0	0	0	0	0	0	0
Nov 1	@ Cin	PS	Signed to the Active Roster Nov. 7, 2020.																		
Nov 8	Chi	p	0	0	0	0	0	1	0	0	0	0	0	0	0	0	0	0	0	0	0
Nov 12	Ind	p	0	0	0	0.0	0.0	0	0	0	0	0	0	0	1	0	0	0	0	0	0
Nov 22	@ Bal	p	1	0	1	0.0	0.0	0	0	0	0	0	0	0	0	0	0	0	0	0	0
Nov 29	@ Ind	p	1	1	0	0.0	0.0	1	0	0	0	0	0	0	0	0	0	0	0	0	0
Dec 6	Cle	p	0	0	0	0.0	0.0	0	0	0	0	0	0	0	0	0	0	0	0	0	0
Dec 13	@ Jax	SUS	0	0	0	0.0	0.0	0	0	0	0	0	0	0	0	0	0	0	0	0	0
Dec 20	Det	p	1	1	0	0.0	0.0	0	1	0	0	0	0	0	0	0	0	0	0	0	0
Dec 27	@ GB	S	2	0	2	0.0	0.0	0	0	0	0	0	0	0	0	0	0	0	0	0	0
Jan 3	@ Hou	R/C	Placed on Reserve/COVID-19 Jan. 3, 2021.																		
2020 Totals		7 / 1	5	2	3	0.0	0.0	2	1	0	0	0	0	0	1	0	0	0	0	0	

KENNY VACCARO (S)

Date	Opp	GP / GS	TACKLES . . .						INTERCEPTIONS . . .					FUMBLES . . .			SpT				
			Tot	Solo	Asst	Sk	Yds	QBP	TFL	No	Yds	Lg	TD	PD	FF	FR		Yds			
Sept 14	@ Den	S	6	4	2	0.0	0.0	0	1	0	0	0	0	0	1	0	0	0	0	0	0
Sept 20	Jax	S	11	10	1	1.0	4.0	2	2	0	0	0	0	0	2	0	0	0	0	0	0
Sept 27	@ Min	S	5	4	1	0.0	0.0	0	0	0	0	0	0	0	0	0	0	0	0	0	0
Oct 13	Buf	S	4	4	0	0.0	0.0	0	1	0	0	0	0	0	0	0	0	0	0	0	0
Oct 18	Hou	S	8	5	3	0.0	0.0	1	0	0	0	0	0	1	0	0	0	0	0	0	0
Oct 25	Pit	S	4	4	0	0.0	0.0	0	0	0	0	0	0	0	0	0	0	0	0	0	0
Nov 1	@ Cin	S	4	3	1	0.0	0.0	1	0	0	0	0	0	0	0	0	0	0	0	0	0
Nov 8	Chi	S	6	3	3	0.0	0.0	0	0	0	0	0	0	0	0	0	0	0	0	0	0
Nov 12	Ind	S	8	5	3	0.0	0.0	0	0	0	0	0	0	0	0	0	0	0	0	0	0
Nov 22	@ Bal	IA	0	0	0	0.0	0.0	0	0	0	0	0	0	0	0	0	0	0	0	0	0
Nov 29	@ Ind	S	9	7	2	0.0	0.0	0	0	0	0	0	0	0	0	0	0	0	0	0	0
Dec 6	Cle	S	6	5	1	0.0	0.0	0	0	0	0	0	0	0	1	0	1	53	0	0	0
Dec 13	@ Jax	IA	0	0	0	0.0	0.0	0	0	0	0	0	0	0	0	0	0	0	0	0	0
Dec 20	Det	IA	0	0	0	0.0	0.0	0	0	0	0	0	0	0	0	0	0	0	0	0	0
Dec 27	@ GB	S	5	3	2	0.0	0.0	0	2	0	0	0	0	0	0	0	0	0	0	0	0
Jan 3	@ Hou	S	7	5	2	0.0	0.0	0	0	0	0	0	0	0	0	0	0	0	0	0	0
2020 Totals		13 / 13	83	62	21	1.0	4.0	4	6	0	0	0	0	5	0	1	53	0	0	0	

2020 TENNESSEE TITANS GAME-BY-GAME FIELD GOALS AND SCORING BY QUARTER

		TITANS						OPPONENTS							
Date	Opp	1ST	2ND	3RD	4TH	OT	TOTAL	TITANS FIELD GOALS	1ST	2ND	3RD	4TH	OT	TOTAL	OPPONENTS FG
Sept 14	@ Den	0	7	0	9	0	16	S. Gostkowski 47WR, 44B, 42WL, (25)	7	0	0	7	0	14	
Sept 20	Jax	14	10	6	3	0	33	S. Gostkowski (51), (49)	6	3	7	13	0	30	J. Lambo (35)
Sept 27	@ Min	6	3	16	6	0	31	S. Gostkowski (39), (31), (30), (51), (54), (55)	7	10	7	6	0	30	D. Bailey (41), 49WR
Oct 13	Buf	7	14	7	14	0	42		7	3	0	6	0	16	T. Bass (43)
Oct 18	Hou	14	7	0	15	6	42	S. Gostkowski 27B, 37WR	0	10	13	13	0	36	K. Fairbairn (38)
Oct 25	Pit	0	7	10	7	0	24	S. Gostkowski (51), 45WR	7	17	3	0	0	27	C. Boswell (38), (30)
Nov 1	@ Cin	0	7	0	13	0	20	S. Gostkowski 53RU	3	14	0	14	0	31	R. Bullock (33)
Nov 8	Chi	3	7	7	7	0	24	S. Gostkowski (40)	0	0	0	17	0	17	C. Santos (22)
Nov 12	Ind	7	10	0	0	0	17	S. Gostkowski (50), 44WR	3	10	14	7	0	34	R. Blankenship (24), (43)
Nov 22	@ Bal	7	3	3	11	6	30	S. Gostkowski (40), (40), (22)	3	11	7	3	0	24	J. Tucker (30), (27), (29)
Nov 29	@ Ind	14	21	3	7	0	45	S. Gostkowski (49)	7	7	0	12	0	26	
Dec 6	Cle	0	7	14	14	0	35		10	18	3	0	0	41	C. Parkey (27), (43)
Dec 13	@ Jax	7	10	14	0	0	31	S. Gostkowski (53)	0	3	7	0	0	10	A. Rosas 53B, (53)
Dec 20	Det	14	10	0	22	0	46	S. Gostkowski (38)	7	8	3	7	0	25	M. Prater (53)
Dec 27	@ GB	0	7	7	0	0	14		6	13	14	7	0	40	
Jan 3	@ Hou	3	14	14	10	0	41	S. Sloman (47) (37)	3	6	19	10	0	38	K. Fairbairn (24) (43) (28) (51)
2020 Totals		96	144	101	138	12	491		76	133	97	122	0	439	

2020 TENNESSEE TITANS GAME-BY-GAME SCORING

Game 1: Titans @ Broncos, Sept. 14, 2020

Team	Qtr	Time	Play Description (Drive Plays-Yards, Time)	Titans	Broncos
Broncos	1	0:26	N.Fant 9 yd. pass from D.Lock (B.McManus kick) (10-63, 4:57)	0	7
Titans	2	9:21	M.Pruitt 1 yd. pass from R.Tannehill (S.Gostkowski kick) (5-23, 2:23)	7	7
Titans	4	13:49	J.Smith 1 yd. pass from R.Tannehill (kick failed, wl) (15-82, 7:02)	13	7
Broncos	4	9:08	M.Gordon 1 yd. run (B.McManus kick) (9-75, 4:41)	13	14
Titans	4	0:17	S.Gostkowski 25 yd. Field Goal (12-83, 2:48)	16	14

Game 2: Jaguars @ Titans, Sept. 20, 2020

Team	Qtr	Time	Play Description (Drive Plays-Yards, Time)	Jaguars	Titans
Titans	1	13:22	J.Smith 13 yd. pass from R.Tannehill (S.Gostkowski kick) (3-77, 1:38)	0	7
Titans	1	5:43	C.Davis 9 yd. pass from R.Tannehill (S.Gostkowski kick) (5-30, 1:56)	0	14
Jaguars	1	3:43	T.Eifert 19 yd. pass from G.Minshew (J.Lambo kick) (6-75, 2:00)	7	14
Titans	2	1:47	J.Smith 4 yd. pass from R.Tannehill (S.Gostkowski kick) (13-85, 5:50)	7	21
Jaguars	2	0:12	J.Lambo 35 yd. Field Goal (10-58, 1:35)	10	21
Titans	2	0:00	S.Gostkowski 51 yd. Field Goal (2-16, 0:12)	10	24
Jaguars	3	7:04	J.Robinson 17 yd. run (J.Lambo kick) (14-89, 7:56)	17	24
Titans	3	2:04	A.Humphries 18 yd. pass from R.Tannehill (kick failed, hlu) (9-75, 5:00)	17	30
Jaguars	4	14:16	K.Cole 2 yd. pass from G.Minshew (kick failed, hru) (7-75, 2:48)	23	30
Jaguars	4	7:25	C.Thompson 14 yd. pass from G.Minshew (J.Lambo kick) (9-86, 5:02)	30	30
Titans	4	1:36	S.Gostkowski 49 yd. Field Goal (8-29, 1:53)	30	33

Game 3: Titans @ Vikings, Sept. 27, 2020

Team	Qtr	Time	Play Description (Drive Plays-Yards, Time)	Titans	Vikings
Titans	1	11:44	S.Gostkowski 39 yd. Field Goal (6-54, 3:16)	3	0
Titans	1	6:01	S.Gostkowski 31 yd. Field Goal (4-7, 0:52)	6	0
Vikings	1	2:43	D.Cook 39 yd. run (D.Bailey kick) (7-76, 3:18)	6	7
Vikings	2	8:56	A.Thielen 16 yd. pass from K.Cousins (D.Bailey kick) (10-88, 5:52)	6	14
Titans	2	3:18	S.Gostkowski 30 yd. Field Goal (12-63, 5:38)	9	14
Vikings	2	1:41	D.Bailey 41 yd. Field Goal (7-52, 1:37)	9	17
Titans	3	8:57	S.Gostkowski 51 yd. Field Goal (5-28, 1:18)	12	17
Vikings	3	8:04	J.Jefferson 71 yd. pass from K.Cousins (D.Bailey kick) (2-73, 0:53)	12	24
Titans	3	3:53	D.Henry 1 yd. run (S.Gostkowski kick) (8-75, 4:11)	19	24
Titans	3	1:22	D.Henry 1 yd. run (pass failed) (3-65, 1:17)	25	24
Vikings	4	10:17	K.Rudolph 3 yd. pass from K.Cousins (pass failed) (10-75, 6:05)	25	30
Titans	4	6:31	S.Gostkowski 54 yd. Field Goal (10-39, 3:46)	28	30
Titans	4	1:44	S.Gostkowski 55 yd. Field Goal (9-44, 1:58)	31	30

Game 4: Bills @ Titans, Oct. 13, 2020

Team	Qtr	Time	Play Description (Drive Plays-Yards, Time)	Bills	Titans
Titans	1	12:45	A.Brown 16 yd. pass from R.Tannehill (S.Gostkowski kick) (2-16, 0:44)	0	7
Bills	1	6:02	I.McKenzie 3 yd. pass from J.Allen (T.Bass kick) (15-76, 6:43)	7	7
Titans	2	13:54	D.Henry 1 yd. run (S.Gostkowski kick) (7-30, 3:05)	7	14
Bills	2	8:35	T.Bass 43 yd. Field Goal (10-50, 5:19)	10	14
Titans	2	0:16	R.Tannehill 10 yd. run (S.Gostkowski kick) (12-90, 2:39)	10	21
Titans	3	1:49	J.Smith 4 yd. pass from R.Tannehill (S.Gostkowski kick) (3-12, 1:16)	10	28
Bills	4	10:00	T.Yeldon 22 yd. pass from J.Allen (pass failed) (14-90, 6:49)	16	28
Titans	4	3:57	D.Henry 9 yd. run (S.Gostkowski kick) (11-75, 6:03)	16	35
Titans	4	1:59	J.Smith 7 yd. pass from R.Tannehill (S.Gostkowski kick) (6-18, 1:50)	16	42

Game 5: Texans @ Titans, Oct. 18, 2020

Team	Qtr	Time	Play Description (Drive Plays-Yards, Time)	Texans	Titans
Titans	1	6:57	A.Firkser 7 yd. pass from R.Tannehill (S.Gostkowski kick) (9-80, 4:23) (6-82, 3:30) (6-82, 3:30)	0	7
Titans	1	0:12	A.Brown 6 yd. pass from R.Tannehill (S.Gostkowski kick) (10-71, 5:14)	0	14
Texans	2	8:56	D.Fells 1 yd. pass from D.Watson (K.Fairbairn kick) (13-82, 6:16)	7	14
Titans	2	3:34	A.Humphries 22 yd. pass from R.Tannehill (S.Gostkowski kick) (11-85, 5:22)	7	21
Texans	2	0:00	K.Fairbairn 38 yd. Field Goal (11-55, 3:34)	10	21
Texans	3	6:15	Da.Johnson 1 yd. run (K.Fairbairn kick) (5-79, 2:32)	17	21
Texans	3	4:35	R.Cobb 4 yd. pass from D.Watson (kick failed, wl) (3-4, 1:22)	23	21
Titans	4	9:23	D.Henry 94 yd. run (R.Tannehill-N.Westbrook pass) (1-94, 0:14)	23	29
Texans	4	8:37	W.Fuller 53 yd. pass from D.Watson (K.Fairbairn kick) (2-75, 0:46)	30	29
Texans	4	1:50	B.Cooks 1 yd. pass from D.Watson (pass failed) (15-69, 6:40)	36	29
Titans	4	0:04	A.Brown 7 yd. pass from R.Tannehill (S.Gostkowski kick) (9-76, 1:46)	36	36
Titans	5	6:30	D.Henry 5 yd. run	36	42

Game 6: Steelers @ Titans, Oct. 25, 2020

Team	Qtr	Time	Play Description (Drive Plays-Yards, Time)	Steelers	Titans
Steelers	1	5:42	D.Johnson 11 yd. pass from B.Roethlisberger (C.Boswell kick) (16-75, 9:18)	7	0
Steelers	2	12:16	B.Snell 1 yd. run (C.Boswell kick) (13-61, 7:05)	14	0
Titans	2	5:26	C.Davis 4 yd. pass from R.Tannehill (S.Gostkowski kick) (12-75, 6:50)	14	7
Steelers	2	2:50	C.Boswell 38 yd. Field Goal (7-55, 2:36)	17	7
Steelers	2	0:52	D.Johnson 9 yd. pass from B.Roethlisberger (C.Boswell kick) (3-17, 0:43)	24	7
Steelers	3	10:26	C.Boswell 30 yd. Field Goal (7-54, 2:53)	27	7
Titans	3	9:36	A.Brown 73 yd. pass from R.Tannehill (S.Gostkowski kick) (2-75, 0:50)	27	14
Titans	3	2:55	S.Gostkowski 51 yd. Field Goal (4--3, 0:49)	27	17
Titans	4	10:13	D.Henry 1 yd. run (S.Gostkowski kick) (12-70, 5:25)	27	24

2020 TENNESSEE TITANS GAME-BY-GAME SCORING

Game 7: Titans @ Bengals, Nov. 1, 2020

Team	Qtr	Time	Play Description (Drive Plays-Yards, Time)	Titans	Bengals
Bengals	1	9:48	R.Bullock 33 yd. Field Goal (12-57, 5:12)	0	3
Bengals	2	10:26	S.Perine 1 yd. run (R.Bullock kick) (9-57, 4:59)	0	10
Titans	2	6:04	D.Henry 3 yd. run (S.Gostkowski kick) (10-75, 4:22)	7	10
Bengals	2	0:32	G.Bernard 12 yd. run (R.Bullock kick) (9-73, 5:32)	7	17
Bengals	4	13:55	T.Boyd 7 yd. pass from J.Burrow (R.Bullock kick) (12-86, 5:37)	7	24
Titans	4	11:20	A.Brown 9 yd. pass from R.Tannehill (S.Gostkowski kick) (9-75, 2:35)	14	24
Bengals	4	7:30	G.Bernard 6 yd. pass from J.Burrow (R.Bullock kick) (7-44, 3:50)	14	31
Titans	4	5:56	C.Davis 12 yd. pass from R.Tannehill (pass failed) (6-75, 1:34)	20	31

Game 8: Bears @ Titans, Nov. 8, 2020

Team	Qtr	Time	Play Description (Drive Plays-Yards, Time)	Bears	Titans
Titans	1	4:22	S.Gostkowski 40 yd. Field Goal (8-56, 4:09)	0	3
Titans	2	4:39	A.Brown 40 yd. pass from R.Tannehill (S.Gostkowski kick) (12-91, 6:10)	0	10
Titans	3	4:41	D.King 63 yd. fumble return (S.Gostkowski kick)	0	17
Bears	4	12:30	C.Santos 22 yd. Field Goal (15-63, 7:11)	3	17
Titans	4	8:10	J.Smith 2 yd. pass from R.Tannehill (S.Gostkowski kick) (8-76, 4:20)	3	24
Bears	4	5:06	R.Nall 6 yd. pass from N.Foles (C.Santos kick) (9-75, 3:04)	10	24
Bears	4	1:04	4 J.Graham 8 yd. pass from N.Foles (C.Santos kick) (8-80, 0:58)	17	24

Game 9: Colts @ Titans, Nov. 12, 2020

Team	Qtr	Time	Play Description (Drive Plays-Yards, Time)	Colts	Titans
Titans	1	11:50	D.Foreman 5 yd. pass from R.Tannehill (S.Gostkowski kick) (6-67, 3:10)	0	7
Colts	1	0:36	R.Blankenship 24 yd. Field Goal (11-69, 4:30)	3	7
Titans	2	11:12	S.Gostkowski 50 yd. Field Goal (8-43, 4:24)	3	10
Colts	2	7:49	N.Hines 13 yd. pass from P.Rivers (R.Blankenship kick) (8-80, 3:23)	10	10
Titans	2	2:54	J.Smith 1 yd. run (S.Gostkowski kick) (9-75, 4:55)	10	17
Colts	2	0:00	R.Blankenship 43 yd. Field Goal (13-51, 2:54)	13	17
Colts	3	2:51	N.Hines 2 yd. run (R.Blankenship kick) (4-27, 1:18)	20	17
Colts	3	1:52	T.Carrie 6 yd. return of blocked punt (R.Blankenship kick)	27	17
Colts	4	9:21	J.Brissett 2 yd. run (R.Blankenship kick) (4-66, 2:50)	34	17

Game 10: Titans @ Ravens, Nov. 22, 2020

Team	Qtr	Time	Play Description (Drive Plays-Yards, Time)	Titans	Ravens
Titans	1	8:37	J.Smith 1 yd. pass from R.Tannehill (S.Gostkowski kick) (9-79, 5:16) (6-73, 2:37) (6-73, 2:37)	7	0
Ravens	1	1:50	J.Tucker 30 yd. Field Goal (13-63, 6:47)	7	3
Ravens	2	11:05	J.Tucker 27 yd. Field Goal (7-13, 3:03)	7	6
Ravens	2	5:17	J.Dobbins 2 yd. run (L.Jackson-J.Dobbins pass) (9-60, 4:08)	7	14
Titans	2	0:48	S.Gostkowski 40 yd. Field Goal (14-53, 4:29)	10	14
Ravens	3	9:34	M.Andrews 31 yd. pass from L.Jackson (J.Tucker kick) (7-74, 3:52)	10	21
Titans	3	5:33	S.Gostkowski 40 yd. Field Goal (8-53, 4:01)	13	21
Titans	4	11:12	S.Gostkowski 22 yd. Field Goal (12-81, 5:34)	16	21
Titans	4	2:18	A.Brown 14 yd. pass from R.Tannehill (R.Tannehill run) (10-90, 5:25)	24	21

Game 11: Titans @ Colts, Nov. 29, 2020

Team	Qtr	Time	Play Description (Drive Plays-Yards, Time)	Titans	Colts
Titans	1	9:12	D.Henry 12 yd. run (S.Gostkowski kick) (10-75, 5:48)	7	0
Colts	1	2:34	T.Burton 11 yd. pass from P.Rivers (R.Blankenship kick) (12-75, 6:38)	7	7
Titans	1	0:09	A.Brown 69 yd. pass from R.Tannehill (S.Gostkowski kick) (4-75, 2:25)	14	7
Colts	2	12:51	J.Brissett 1 yd. run (R.Blankenship kick) (6-75, 2:18)	14	14
Titans	2	6:15	D.Henry 1 yd. run (S.Gostkowski kick) (8-65, 3:29)	21	14
Titans	2	1:41	D.Henry 11 yd. run (S.Gostkowski kick) (9-86, 2:44)	28	14
Titans	2	0:20	R.Tannehill 1 yd. run (S.Gostkowski kick) (5-44, 0:53)	35	14
Titans	3	0:44	S.Gostkowski 49 yd. Field Goal (8-32, 4:54)	38	14
Colts	4	13:23	J.Brissett 1 yd. run (run failed) (9-75, 2:21)	38	20
Colts	4	2:34	T.Hilton 5 yd. pass from P.Rivers (pass failed) (11-94, 3:21)	38	26
Titans	4	2:29	A.Brown 42 yd. kickoff return (S.Gostkowski kick) (0-0, 0:05)	45	26

Game 12: Browns @ Titans, Dec. 6, 2020

Team	Qtr	Time	Play Description (Drive Plays-Yards, Time)	Browns	Titans
Browns	1	10:43	C.Parkey 27 yd. Field Goal (8-66, 4:17)	3	0
Browns	1	3:19	J.Landry 2 yd. pass from B.Mayfield (C.Parkey kick) (9-59, 4:32)	10	0
Browns	2	14:56	K.Lamm 1 yd. pass from B.Mayfield (C.Parkey kick) (6-21, 3:13)	17	0
Titans	2	13:14	C.Davis 17 yd. pass from R.Tannehill (S.Gostkowski kick) (4-74, 1:42)	17	7
Browns	2	13:04	D.Peoples-Jones 75 yd. pass from B.Mayfield (C.Parkey kick) (1-75, 0:10)	24	7
Browns	2	5:46	R.Higgins 17 yd. pass from B.Mayfield (C.Parkey kick) (11-90, 5:38)	31	7
Browns	2	0:55	N.Chubb 1 yd. run (C.Parkey kick) (9-65, 3:22)	38	7
Titans	3	13:52	M.Pruitt 22 yd. pass from R.Tannehill (run failed) (3-75, 1:08)	38	13
Titans	3	9:08	M.Pruitt 3 yd. fumble recovery (R.Tannehill run) (6-61, 2:10)	38	21
Browns	3	5:29	C.Parkey 43 yd. Field Goal (8-50, 3:39)	41	21
Titans	4	1:23	J.McNichols 1 yd. run (S.Gostkowski kick) (15-91, 4:20)	41	28
Titans	4	0:28	C.Batson 8 yd. pass from R.Tannehill (S.Gostkowski kick) (4-13, 0:20)	41	35

2020 TENNESSEE TITANS GAME-BY-GAME SCORING

Game 13: Titans @ Jaguars, Dec. 13, 2020

Team	Qtr	Time	Play Description (Drive Plays-Yards, Time)	Titans	Jaguars
Titans	1	7:56	A.Brown 37 yd. pass from R.Tannehill (S.Gostkowski kick) (3-57, 1:12)	7	0
Jaguars	2	3:27	A.Rosas 53 yd. Field Goal (4-5, 0:55)	7	3
Titans	2	0:44	D.Henry 36 yd. run (S.Gostkowski kick) (5-75, 2:43)	14	3
Titans	2	0:00	S.Gostkowski 53 yd. Field Goal (3-28, 0:09)	17	3
Titans	3	12:24	G.Swaim 5 yd. pass from R.Tannehill (S.Gostkowski kick) (5-75, 2:36)	24	3
Titans	3	8:48	D.Henry 1 yd. run (S.Gostkowski kick) (6-48, 2:43)	31	3
Jaguars	3	2:29	K.Cole Sr. 5 yd. pass from G.Minshew II (A.Rosas kick) (11-60, 5:49)	31	10

Game 14: Lions @ Titans, Dec. 20, 2020

Team	Qtr	Time	Play Description (Drive Plays-Yards, Time)	Lions	Titans
Titans	1	8:40	D.Henry 3 yd. run (S.Gostkowski kick) (12-75, 6:20)	0	7
Lions	1	1:34	M.Jones 2 yd. pass from M.Stafford (M.Prater kick) (14-75, 7:06)	7	7
Titans	1	1:22	C.Davis 75 yd. pass from R.Tannehill (S.Gostkowski kick) (1-75, 0:12)	7	14
Titans	2	9:28	R.Tannehill 17 yd. run (S.Gostkowski kick) (8-93, 3:14)	7	21
Lions	2	3:31	R.Tannehill sacked in end zone by R.Okwara for a Safety	9	21
Lions	2	1:02	D.Swift 2 yd. run (kick failed, wl) (5-55, 2:29)	15	21
Titans	2	0:00	S.Gostkowski 38 yd. Field Goal (8-52, 1:02)	15	24
Lions	3	4:09	M.Prater 53 yd. Field Goal (6-58, 1:49)	18	24
Titans	4	14:30	R.Tannehill 3 yd. run (D.Henry run) (9-83, 4:39)	18	32
Titans	4	9:00	A.Brown 2 yd. pass from R.Tannehill (S.Gostkowski kick) (6-34, 3:02)	18	39
Lions	4	6:23	D.Swift 6 yd. run (M.Prater kick) (6-60, 2:37)	25	39
Titans	4	2:07	D.Evans 3 yd. pass from R.Tannehill (S.Gostkowski kick) (10-45, 4:16)	25	46

Game 15: Titans @ Packers, Dec. 27, 2020

Team	Qtr	Time	Play Description (Drive Plays-Yards, Time)	Titans	Packers
Packers	1	9:55	D.Adams 5 yd. pass from A.Rodgers (kick failed, wl) (8-60, 5:05)	0	6
Packers	2	14:54	E.St. Brown 21 yd. pass from A.Rodgers (run failed) (10-80, 5:56)	0	12
Packers	2	10:46	D.Adams 7 yd. pass from A.Rodgers (M.Crosby kick) (6-34, 2:44)	0	19
Titans	2	0:37	J.Smith 12 yd. pass from R.Tannehill (S.Gostkowski kick) (10-71, 3:39)	7	19
Titans	3	12:01	R.Tannehill 45 yd. run (S.Gostkowski kick) (5-66, 2:59)	14	19
Packers	3	10:27	D.Adams 8 yd. pass from A.Rodgers (M.Crosby kick) (3-66, 1:34)	14	26
Packers	3	3:35	A.Dillon 30 yd. run (M.Crosby kick) (9-74, 5:48)	14	33
Packers	4	2:25	A.Dillon 7 yd. run (M.Crosby kick) (9-91, 6:03)	14	40

Game 16: Titans @ Texans, Jan. 3, 2021

Team	Qtr	Time	Play Description (Drive Plays-Yards, Time)	Titans	Texans
Titans	1	6:41	S.Sloman 47 yd. Field Goal (4-2, 0:55)	3	0
Texans	1	1:42	K.Fairbairn 24 yd. Field Goal (11-72, 4:59)	3	3
Titans	2	14:51	D.Henry 52 yd. run (S.Sloman kick) (4-75, 1:51)	10	3
Texans	2	8:15	K.Fairbairn 43 yd. Field Goal (11-51, 6:36)	10	6
Titans	2	4:29	A.Brown 4 yd. pass from R.Tannehill (S.Sloman kick) (7-75, 3:46)	17	6
Texans	2	0:10	K.Fairbairn 28 yd. Field Goal (12-50, 4:19)	17	9
Titans	3	9:53	D.Henry 6 yd. run (S.Sloman kick) (10-75, 5:07)	24	9
Texans	3	8:08	B.Cooks 38 yd. pass from D.Watson (kick failed, wr) (4-75, 1:45)	24	15
Titans	3	4:29	R.Tannehill 5 yd. run (S.Sloman kick) (8-77, 3:39)	31	15
Texans	3	2:59	B.Cooks 20 yd. pass from D.Watson (pass failed) (3-65, 1:30)	31	21
Texans	3	1:20	D.Johnson 1 yd. run (K.Fairbairn kick) (3-28, 1:32)	31	28
Texans	4	10:14	P.Brown 7 yd. pass from D.Watson (K.Fairbairn kick) (6-52, 2:59)	31	35
Titans	4	1:42	R.Tannehill 5 yd. run (S.Sloman kick) (19-75, 8:32)	38	35
Texans	4	0:18	K.Fairbairn 51 yd. Field Goal (8-58, 1:24)	38	38
Titans	4	0:00	S.Sloman 37 yd. Field Goal (3-56, 0:18)	41	38

TITANS-BRONCOS: GAME SUMMARY



Week 1: Titans 16, Broncos 14

Monday, Sept. 14, 2020 • 8:20 p.m. MT • Empower Field at Mile High



GAME RECAP

In Week 1 of the 2020 NFL season, the Titans traveled to Denver to take on the Broncos on Monday Night Football. Tennessee won by a score of 16-14.

Denver got on the board first with a 10-play, 63-yard scoring drive. Broncos RB **Melvin Gordon III** and QB **Drew Lock** each rushed for a first down, and Lock tossed a 12-yard pass to Broncos WR **Jerry Jeudy** to help move the chains. Ultimately, Lock connected with Broncos TE **Noah Fant** for a nine-yard score and an early 7-0 lead.

In the second quarter at the Denver 21-yard line, Lock tossed a two-yard pass to Gordon III, but S **Kevin Byard** forced a fumble and the ball was recovered by DL **Jeffery Simmons**. Tennessee took possession and capitalized on the turnover. RB **Derrick Henry** contributed 13 yard on the ground as QB **Ryan Tannehill** hit TE **MyCole Pruitt** for a one-yard touchdown to tie the game, 7-7.

On the ensuing Denver drive, the Broncos drove into Titans territory but were denied a score. On first-and-goal at the Tennessee two-yard line, Broncos RB **Phillip Lindsay** gained one yard on the ground, but Denver was stopped on the following three downs. On fourth down, Lock tossed a shovel pass to Broncos TE **Jake Butt**, who was taken down by Simmons and DL **DaQuan Jones** for no gain to preserve the score.

In the second half, the Titans took the lead with a 15-play, 82-yard scoring drive. Tannehill completed two first-down passes to WR **Corey Davis**, one to WR **Adam Humphries**, and Henry added one rushing first down before Tannehill threw a one-yard touchdown pass to TE **Jonnu Smith**. The extra point attempt was no good as the Titans pulled ahead, 13-7. The Broncos responded on the ensuing possession with a scoring drive of their own. Gordon III rushed for a gain of 25, and Jeudy contributed a 21-yard reception before Gordon ran in a one-yard score as the Broncos retook the lead, 14-13.

Late in the fourth quarter, the Titans offense moved efficiently down the field for an 83-yard scoring drive that took 2:48 to complete. With 17 seconds remaining in regulation, K **Stephen Gostkowski** tacked on a 25-yard field goal to put the Titans ahead, 16-14. Tennessee's defense preserved the score and the Titans opened up the season with a primetime victory.

SCORING

	1	2	3	4	Final
Tennessee	0	7	0	9	16
Denver	7	0	0	7	14

TEAM	SCORING PLAY	TIME
Broncos	N.Fant 9 yd. pass from D.Lock (B.McManus kick)	1:0:26
Titans	M.Pruitt 1 yd. pass from R.Tannehill (S.Gostkowski kick)	2-9:21
Titans	J.Smith 1 yd. pass from R.Tannehill (kick failed, wl)	4-13:49
Broncos	M.Gordon 1 yd. run (B.McManus kick)	4-9:08
Titans	S.Gostkowski 25 yd. Field Goal	4-0:17

Missed FGs: S. Gostkowski 47WR, 44B, 42WL

Attendance: 0

Time of Game: 3:06

Weather: 79°, Mostly Clear, Wind SE 10 mph

Referee: Scott Novak



TEAM STATISTICS

	Titans	Broncos
TOTAL FIRST DOWNS	26	19
THIRD DOWN EFFICIENCY	7-16-44%	3-9-33%
FOURTH DOWN EFFICIENCY	1-1-100%	0-1-0%
TOTAL NET YARDS	377	323
Plays - Avg.	78-4.8	59-5.5
NET YARDS RUSHING	130	107
Rushes - Avg.	34-3.8	26-4.1
NET YARDS PASSING	247	216
Sacks - Yards Lost	1-2	0-0
PASS ATT-COMP-INT	43-29-0	33-22-0
PUNTS - Avg.	4-51.0	5-46.4
Net Punting Average	47.0	42.6
PUNT RETURNS - Yards	3-19	2-16
KICKOFF RETURNS - Yards	1-19	0-0
INTERCEPTIONS - Yards	0-0	0-0
PENALTIES Number and Yards	5-37	5-56
FUMBLES - Lost	0-0	4-1
TOUCHDOWNS	2	2
EXTRA POINTS Made-Attempts	1-2	2-2
RED ZONE EFFICIENCY	2-3-67%	2-3-67%
GOAL TO GO EFFICIENCY	2-2-100%	1-2-50%
SAFETIES	0	0
GIVEAWAYS	0	1
TAKEAWAYS	1	0
TIME OF POSSESSION	32:40	27:20

TITANS STARTERS

OFFENSE		DEFENSE	
WR 84	C.Davis	DB 35	C.Jackson
TE 81	J.Smith	NT 90	D.Jones
LT 77	T.Lewan	DT 98	J.Simmons
RT 76	R.Saffold	OLB 99	J.Clowney
C 60	B.Jones	ILB 54	R.Evans
RG 64	N.Davis	ILB 55	J.Brown
RT 71	D.Kelly	OLB 58	H.Landry
TE 85	M.Pruitt	CB 33	J.Joseph
WR 11	A.Brown	SS 24	K.Vaccaro
QB 17	R.Tannehill	FS 31	K.Byard
RB 22	D.Henry	CB 21	M.Butler

BRONCOS STARTERS

OFFENSE		DEFENSE	
LT 72	G.Bolles	DE 96	S.Harris
LG 66	D.Risner	NT 98	M.Purcell
C 79	L.Cushenberry	DE 99	J.Casey
RG 61	G.Glasgow	SLB 97	J.Attachu
RT 68	E.Wilkinson	WLB 55	B.Chubb
TE 87	N.Fant	ILB 45	A.Johnson
WR 81	T.Patrick	ILB 47	J.Jewell
RB 25	M.Gordon	LCB 21	A.Bouye
QB 3	D.Lock	RCB 29	B.Callahan
WR 17	D.Hamilton	SS 22	K.Jackson
RB 30	P.Lindsay	FS 31	J.Simmons

TITANS INDIVIDUAL STATISTICS

Rushing	Att	Yds	Avg	Lg	TD
D.Henry	31	116	3.7	13	0
R.Tannehill	3	14	4.7	11	0
Total	34	130	3.8	13	0

Passing	Att	Cmp	Yds	TD	Lg	IN	Rt
R.Tannehill	43	29	249	2	23	0	97.9
Total	43	29	249	2	23	0	97.9

Receiving	No	Yds	Avg	Lg	TD
C.Davis	7	101	14.4	23	0
A.Humphries	6	47	7.8	10	0
A.Brown	5	39	7.8	12	0
J.Smith	4	36	9.0	22	1
D.Henry	3	15	5.0	6	0
A.Firkser	2	5	2.5	6	0
K.Blasingame	1	5	5.0	5	0
M.Pruitt	1	1	1.0	1	1
Total	29	249	8.6	23	2

Interceptions	No	Yds	Avg	Lg	TD
None					

Leading Tacklers (Press Box Totals)

K. Byard 9-8-1; K. Vaccaro 6-5-1; J. Brown 5-3-2

Sacks: None

FF: K. Byard 1; J. Kalu 1 FR: J. Simmons 1

BRONCOS INDIVIDUAL STATISTICS

Rushing	Att	Yds	Avg	Lg	TD
M.Gordon	15	78	5.2	25	1
P.Lindsay	7	24	3.4	10	0
D.Lock	3	5	1.7	3	0
R.Freeman	1	0	0.0	0	0
Total	26	107	4.1	25	1

Passing	Att	Cmp	Yds	TD	Lg	IN	Rt
D.Lock	33	22	216	1	31	0	95.0
Total	33	22	216	1	31	0	95.0

Receiving	No	Yds	Avg	Lg	TD
N.Fant	5	81	16.2	31	1
J.Jeudy	4	56	14.0	25	0
T.Patrick	4	29	7.3	15	0
M.Gordon	3	8	2.7	8	0
D.Hamilton	1	18	18.0	18	0
R.Freeman	1	12	12.0	12	0
P.Lindsay	1	11	11.0	11	0
T.Cleveland	1	7	7.0	7	0
J.Butt	1	0	0.0	0	0
N.Vannett	1	-6	-6.0	-6	0
Total	22	216	9.8	31	1

Interceptions	No	Yds	Avg	Lg	TD
None					

Leading Tacklers (Press Box Totals)

A. Johnson 12-8-4; B. Callahan 8-6-2; J. Jewell 8-5-3

Sacks: J. Attaochu 1

FF: None FR: None

TITANS-JAGUARS: GAME SUMMARY



Week 2: Titans 33, Jaguars 30
Sunday, Sept. 20, 2020 • 12:00 p.m. CT • Nissan Stadium



In Week 2 of the 2020 season, the Titans hosted the Jacksonville Jaguars for their home opener and won by a score of 33-30. Tennessee advanced to 2-0 on the season for the first time since 2008.

The Titans opened up the game with a three-play scoring drive that elapsed 98 seconds. QB **Ryan Tannehill's** first pass of the game went 63 yards to TE **Jonnu Smith**, and two plays later Smith caught a 13-yard score for an early 7-0 Titans lead. On the following Jacksonville possession, rookie CB **Kristian Fulton** picked off Jaguars QB **Gardner Minshew II** and returned the ball 44 yards. Tennessee capitalized on the turnover as Tannehill threw a nine-yard touchdown to WR **Corey Davis**, 14-7 Titans. Jacksonville then responded with a touchdown drive of their own. Minshew II hit Jaguars WR **DJ Chark Jr.** for a 45-yard gain before ultimately tossing a 19-yard touchdown to Jaguars TE **Tyler Eifert** to cut the score in half, 14-7.

In the second quarter Tennessee extended its lead on another touchdown by Smith. Tannehill threw a four-yard score to Smith for a 21-7 advantage. Both teams successfully added a field goal each to make it 24-10 with the Titans ahead heading into halftime.

Jacksonville had the ball to begin the second half and quickly inched closer to the Titans with a 14-play scoring drive. Jaguars RB **James Robinson** scurried into the end zone on a 17-yard rush to make it a 24-17 game. On the ensuing Tennessee possession, RB **Derrick Henry** contributed a 14-yard gain and Davis caught a 17-yard pass to move the chains. Facing pressure and absorbing a hit as he threw the ball, Tannehill launched an 18-yard touchdown pass to WR **Adam Humphries**. The extra point was no good as Tennessee pulled out ahead, 30-17.

On the ensuing Jacksonville drive, Minshew II led his offense on a 75-yard scoring drive that resulted in a two-yard touchdown reception by Jaguars WR **Keelan Cole Sr.** Jacksonville's extra point attempt failed, 30-23 Titans.

In the fourth quarter, Jacksonville tied the game 30-30. After two catches for 32 yards contributed by Jaguars WR **Chris Conley**, Minshew was able to hit Jaguars RB **Chris Thompson** for a 14-yard touchdown to knot the score.

For the second consecutive week, Tannehill engineered a game-winning drive for

Tennessee. Beginning at their own 40-yard line, the Titans moved down to the Jacksonville 31-yard line to allow K **Stephen Gostkowski** the opportunity to convert the go-ahead 49-yard field goal with 1:36 remaining in the game, 33-30. The Jaguars offense took the field with a minute and a half to go and DT **Jeffery Simmons** tipped a Minshew II seonc-down pass that was intercepted by outside linebacker **Harold Landry III** to preserve a Titans victory.

SCORING

	1	2	3	4	Final
Jacksonville	7	3	7	13	30
Tennessee	14	10	6	3	33

TEAM SCORING PLAY

TEAM	SCORING PLAY	TIME
Titans	J.Smith 13 yd. pass from R.Tannehill (S.Gostkowski kick)	1-13:22
Titans	C.Davis 9 yd. pass from R.Tannehill (S.Gostkowski kick)	1-5:43
Jaguars	T.Eifert 19 yd. pass from G.Minshew (J.Lambo kick)	1-3:43
Titans	J.Smith 4 yd. pass from R.Tannehill (S.Gostkowski kick)	2-1:47
Jaguars	J.Lambo 35 yd. Field Goal	2-0:12
Titans	S.Gostkowski 51 yd. Field Goal	2-0:00
Jaguars	J.Robinson 17 yd. run (J.Lambo kick)	3-7:04
Titans	A.Humphries 18 yd. pass from R.Tannehill (kick failed, hlu)	3-2:04
Jaguars	K.Cole 2 yd. pass from G.Minshew (kick failed, hru)	4-14:14
Jaguars	C.Thompson 14 yd. pass from G.Minshew (J.Lambo kick)	4-7:25
Titans	S.Gostkowski 49 yd. Field Goal	4-1:36

Missed FGs: None

Attendance: 0

Time of Game: 2:59

Weather: 72°, Sunny, Wind WE 5 mph

Referee: Clay Martin



TEAM STATISTICS

	Jaguars	Titans
TOTAL FIRST DOWNS	30	23
THIRD DOWN EFFICIENCY	10-14-71%	7-11-64%
FOURTH DOWN EFFICIENCY	1-1-100%	0-0-0%
TOTAL NET YARDS	480	354
Plays - Avg.	74-6.5	59-6.0
NET YARDS RUSHING	165	123
Rushes - Avg.	27-6.1	34-3.6
NET YARDS PASSING	315	231
Sacks - Yards Lost	2-24	1-8
PASS ATT-COMP-INT	45-30-2	24-18-0
PUNTS - Avg.	2-40.0	3-40.7
Net Punting Average	40.0	40.7
PUNT RETURNS - Yards	1-0	1-0
KICKOFF RETURNS - Yards	1-0	4-54
INTERCEPTIONS - Yards	0-0	2-44
PENALTIES Number and Yards	8-60	4-30
FUMBLES - Lost	2-0	0-0
TOUCHDOWNS	4	4
EXTRA POINTS Made-Attempts	3-4	3-4
RED ZONE EFFICIENCY	4-5-80%	4-4-100%
GOAL TO GO EFFICIENCY	1-1-100%	1-1-100%
SAFETIES	0	0
GIVEAWAYS	2	0
TAKEAWAYS	0	2
TIME OF POSSESSION	33:22	26:38

JAGUARS STARTERS

OFFENSE			DEFENSE		
WR 17	D.Chark	DE 41	J.Allen		
LT 74	C.Robinson	NT 95	A.Jones		
G 68	A.Norwell	DE 90	T.Bryan		
C 65	B.Linder	DT 96	A.Gotsis		
G 60	A.Cann	WLB 44	M.Jack		
LT 75	J.Taylor	MLB 47	J.Schobert		
TE 80	J.O'Shaughnessy	SLB 48	L.Jacobs		
QB 15	G.Minshew	CB 37	T.Herndon		
RB 30	J.Robinson	FS 42	A.Wingard		
TE 88	T.Eifert	SS 29	J.Jones		
TE 86	B.Ellefson	CB 23	C.Henderson		

TITANS STARTERS

OFFENSE			DEFENSE		
WR 84	C.Davis	DE 94	J.Crawford		
TE 81	J.Smith	NT 90	D.Jones		
LT 77	T.Lewan	DT 98	J.Simmons		
RT 76	R.Saffold	OLB 99	J.Clowney		
C 60	B.Jones	ILB 54	R.Evans		
RG 64	N.Davis	ILB 55	J.Brown		
RT 71	D.Kelly	OLB 58	H.Landry		
FB 41	K.Blasingame	CB 33	J.Joseph		
WR 14	K.Raymond	SS 24	K.Vaccaro		
QB 17	R.Tannehill	FS 31	K.Byard		
RB 22	D.Henry	CB 21	M.Butler		

JAGUARS INDIVIDUAL STATISTICS

Rushing	Att	Yds	Avg	Lg	TD
J.Robinson	16	102	6.4	39	1
L.Shenault	5	37	7.4	14	0
G.Minshew	4	19	4.8	11	0
C.Thompson	2	7	3.5	5	0
Total	27	165	6.1	39	1

Passing	Att	Cmp	Yds	TD	Lg	IN	Rt
G.Minshew	45	30	339	3	45	2	92.7
Total	45	30	339	3	45	2	92.7

Receiving	No	Yds	Avg	Lg	TD
K.Cole	6	58	9.7	23	1
D.Chark	4	84	21.0	45	0
C.Conley	4	48	12.0	24	0
J.O'Shaughnessy	4	40	10.0	13	0
T.Eifert	3	36	12.0	19	1
L.Shenault	3	35	11.7	14	0
C.Thompson	3	20	6.7	14	1
J.Robinson	3	18	6.0	6	0
Total	30	339	11.3	45	3

Interceptions	No	Yds	Avg	Lg	TD
None					

Leading Tacklers (Press Box Totals)

M. Jack 11-6-5; J. Schobert 10-6-4; A. Wingard 9-7-2

Sacks: K. Chaisson 1

FF: None FR: None

TITANS INDIVIDUAL STATISTICS

Rushing	Att	Yds	Avg	Lg	TD
D.Henry	25	84	3.4	14	0
R.Tannehill	4	12	3.0	8	0
C.Batson	1	11	11.0	11	0
S.Perry	2	9	4.5	6	0
J.McNichols	2	7	3.5	4	0
Total	34	123	3.6	14	0

Passing	Att	Cmp	Yds	TD	Lg	IN	Rt
R.Tannehill	24	18	239	4	63		0145.7
Total	24	18	239	4	63		0145.7

Receiving	No	Yds	Avg	Lg	TD
A.Humphries	5	48	9.6	18	1
J.Smith	4	84	21.0	63	2
A.Firkser	4	45	11.3	16	0
C.Davis	3	36	12.0	17	1
C.Batson	2	26	13.0	18	0
Total	18	239	13.3	63	4

Interceptions	No	Yds	Avg	Lg	TD
K. Fulton	1	44	44.0	44	0
H. Landry	1	0	0.0	0	0
Total	2	44	22.0	44	0

Leading Tacklers (Press Box Totals)

K. Vaccaro 11-10-1; M. Butler 11-8-3; R. Evans 7-6-1

Sacks: K. Vaccaro 1; J. Crawford 1

FF: None FR: None

TITANS-VIKINGS: GAME SUMMARY



Week 3: Titans 31, Vikings 30
Sunday, Sept. 27, 2020 • 12:00 p.m. CT • U.S. Bank Stadium



In Week 3 of the 2020 season, the Titans traveled to Minnesota to face the Vikings and won by a score of 31-30. K **Stephen Gostkowski** was a career-best six-for-six on field goals and RB **Derrick Henry** added two rushing scores to propel the Titans to a 3-0 start.

Tennessee put up a 54-yard scoring drive on their opening possession. WR **Kalif Raymond** made a 44-yard catch to move the chains as Gostkowski converted a 39-yard field goal for an early 3-0 lead. Later in the first quarter, CB **Johnathan Joseph** forced Vikings RB **Dalvin Cook** to fumble the ball and LB **Rashaan Evans** recovered the fumble. Evans scooped the ball up and ran 25 yards to the Minnesota 20-yard line to set the Titans up in position for a 31-yard field goal. Tennessee moved ahead, 6-0. On the ensuing Minnesota possession, the Vikings put together a seven-play, 76-yard scoring drive. Vikings QB **Kirk Cousins** connected with Vikings WR **Justin Jefferson** for an 11-yard gain before Cook took off for a 39-yard rushing score. Minnesota took the lead, 7-6.

In the second quarter, QB **Ryan Tannehill** threw an interception in the end zone to Vikings S **Harrison Smith**. Minnesota capitalized on the turnover and produced an 88-yard scoring drive, which was capped with a 16-yard touchdown reception by Vikings WR **Adam Thielen** for a 14-6 Minnesota advantage. Each team tacked on a field goal in the second quarter to make it a 17-9 game heading into halftime.

In the third quarter, Tennessee inched closer to Minnesota with a 51-yard field goal to make it a 17-12 game. However, on the ensuing Vikings possession Cousins threw a 71-yard touchdown pass to Jefferson as Minnesota extended the lead, 24-12.

On the following Tennessee drive, WR **Corey Davis** contributed a 38-yard reception to give Tennessee a first down at the Minnesota eight-yard line. Ultimately, Henry ran into the end zone on a one-yard score to make it a 24-19 game. After forcing the Vikings to punt on their next possession, Tennessee put together another scoring drive. With a 61-yard catch contributed by Raymond, Henry again rushed for a one-yard score to give Tennessee the lead. The Titans were unsuccessful on a two-point conversion attempt and took the lead, 25-24.

The Vikings retook the lead with a 10-play, 75-yard scoring drive. Cousins connected with Vikings TE **Kyle Rudolph** for a three-yard touchdown, but Minnesota's two-point conversion attempt failed as the Vikings took a 30-25 advantage.

Trailing by five points, the Titans engineered a 10-play scoring drive on that saw Gost-

kowski nail a 54-yard field goal to make it a 30-28 game. After forcing the Vikings to punt, Tennessee added another field goal on its next possession as Gostkowski's 55-yard kick gave the Titans a 31-30 lead with just under two minutes left to play.

With Minnesota facing a fourth-and-24 from their own 26-yard line, and Tennessee looking to preserve a lead, Cousins threw a pass deep right and it was intercepted by DB **Amani Hooker** to seal a Titans victory.

SCORING

	1	2	3	4	Final
Tennessee	6	3	16	6	31
Minnesota	7	10	7	6	30

TEAM	SCORING PLAY	TIME
Titans	S.Gostkowski 39 yd. Field Goal	1-11:44
Titans	S.Gostkowski 31 yd. Field Goal	1-6:01
Vikings	D.Cook 39 yd. run (D.Bailey kick)	1-2:43
Vikings	A.Thielen 16 yd. pass from K.Cousins (D.Bailey kick)	2-8:56
Titans	S.Gostkowski 30 yd. Field Goal	2-3:18
Vikings	D.Bailey 41 yd. Field Goal	2-1:41
Titans	S.Gostkowski 51 yd. Field Goal	3-8:57
Vikings	J.Jefferson 71 yd. pass from K.Cousins (D.Bailey kick)	3-8:04
Titans	D.Henry 1 yd. run (S.Gostkowski kick)	3-3:53
Titans	D.Henry 1 yd. run (pass failed)	3-1:22
Vikings	K.Rudolph 3 yd. pass from K.Cousins (pass failed)	4-10:17
Titans	S.Gostkowski 54 yd. Field Goal	4-6:31
Titans	S.Gostkowski 55 yd. Field Goal	4-1:44

Missed FGs: D. Bailey 49WR

Attendance: 0

Time of Game: 3:10

Weather: Indoors

Referee: Clete Blakeman



TEAM STATISTICS

	Titans	Vikings
TOTAL FIRST DOWNS	23	22
THIRD DOWN EFFICIENCY	3-13-23%	4-10-40%
FOURTH DOWN EFFICIENCY	1-1-100%	0-1-0%
TOTAL NET YARDS	444	464
Plays - Avg.	73-6.1	62-7.5
NET YARDS RUSHING	134	226
Rushes - Avg.	35-3.8	33-6.8
NET YARDS PASSING	310	238
Sacks - Yards Lost	1-11	2-13
PASS ATT-COMP-INT	37-23-1	27-16-2
PUNTS - Avg.	3-47.7	3-44.0
Net Punting Average	41.0	42.3
PUNT RETURNS - Yards	2-5	0-0
KICKOFF RETURNS - Yards	1-30	2-47
INTERCEPTIONS - Yards	2-8	1-16
PENALTIES Number and Yards	4-45	3-20
FUMBLES - Lost	2-0	2-1
TOUCHDOWNS	2	4
EXTRA POINTS Made-Attempts	1-2	3-4
RED ZONE EFFICIENCY	2-4-50%	2-2-100%
GOAL TO GO EFFICIENCY	2-2-100%	1-1-100%
SAFETIES	0	0
GIVEAWAYS	1	3
TAKEAWAYS	3	1
TIME OF POSSESSION	31:32	28:28

TITANS STARTERS

OFFENSE		DEFENSE	
WR 84	C.Davis	DE 94	J.Crawford
TE 81	J.Smith	NT 90	D.Jones
LT 77	T.Lewan	DT 98	J.Simmons
LG 76	R.Saffold	OLB 99	J.Clowney
C 60	B.Jones	ILB 54	R.Evans
RG 64	N.Davis	ILB 55	J.Brown
RT 71	D.Kelly	OLB 58	H.Landry
WR 10	A.Humphries	CB 33	J.Joseph
QB 17	R.Tannehill	SS 24	K.Vaccaro
RB 22	D.Henry	FS 31	K.Byard
WR 13	C.Batson	CB 21	M.Butler

VIKINGS STARTERS

OFFENSE		DEFENSE	
WR 18	J.Jefferson	LE 95	I.Odenigbo
LT 71	R.Reiff	NT 93	S.Stephen
LG 78	D.Dozier	DT 94	J.Johnson
C 56	G.Bradbury	RE 91	Y.Ngakoue
RG 73	D.Samia	SLB 50	E.Wilson
RT 75	B.O'Neill	MLB 54	E.Kendricks
TE 82	K.Rudolph	CB 29	K.Boyd
WR 19	A.Thielen	LCB 20	J.Gladney
QB 8	K.Cousins	RCB 24	H.Hill
HB 33	D.Cook	SS 22	H.Smith
FB 30	C.Ham	FS 41	A.Harris

TITANS INDIVIDUAL STATISTICS

Rushing	Att	Yds	Avg	Lg	TD
D.Henry	26	119	4.6	16	2
R.Tannehill	4	9	2.3	10	0
D.Evans	3	9	3.0	4	0
A.Humphries	1	0	0.0	0	0
K.Raymond	1	-3	-3.0	-3	0
Total	35	134	3.8	16	2

Passing	Att	Cmp	Yds	TD	Lg	IN	Rt
R.Tannehill	37	23	321	0	61	1	78.8
Total	37	23	321	0	61	1	78.8

Receiving	No	Yds	Avg	Lg	TD
C.Davis	5	69	13.8	38	0
J.Smith	5	61	12.2	21	0
A.Humphries	4	41	10.3	23	0
K.Raymond	3	118	39.3	61	0
M.Pruitt	2	16	8.0	10	0
D.Henry	2	11	5.5	6	0
J.McNichols	1	5	5.0	5	0
R.Tannehill	1	0	0.0	0	0
Total	23	321	14.0	61	0

Interceptions	No	Yds	Avg	Lg	TD
J.Joseph	1	5	5.0	5	0
A.Hooker	1	3	3.0	3	0
Total	2	8	4.0	5	0

Leading Tacklers (Press Box Totals)

J. Brown 8-6-2; J. Joseph 7-7-0; R. Evans 7-4-3

Sacks: J. Simmons 1; K. Fulton 1

FF: J. Joseph 1 **FR:** R. Evans 1

VIKINGS INDIVIDUAL STATISTICS

Rushing	Att	Yds	Avg	Lg	TD
D.Cook	22	181	8.2	39	1
A.Mattison	8	27	3.4	15	0
K.Cousins	2	14	7.0	14	0
A.Thielen	1	4	4.0	4	0
Total	33	226	6.8	39	1

Passing	Att	Cmp	Yds	TD	Lg	IN	Rt
K.Cousins	27	16	251	3	71	2	96.4
Total	27	16	251	3	71	2	96.4

Receiving	No	Yds	Avg	Lg	TD
J.Jefferson	7	175	25.0	71	1
A.Thielen	3	29	9.7	16	1
D.Cook	2	18	9.0	15	0
K.Rudolph	2	11	5.5	8	1
C.Ham	1	11	11.0	11	0
C.Beebe	1	7	7.0	7	0
Total	16	251	15.7	71	3

Interceptions	No	Yds	Avg	Lg	TD
H.Smith	1	16	16.0	16	0
Total	1	16	16.0	16	0

Leading Tacklers (Press Box Totals)

E. Kendricks 10-6-4; H. Smith 9-6-3; A. Harris 8-6-2

Sacks: Y. Ngakoue 1

FF: Y. Ngakoue **FR:** None

TITANS-BILLS: GAME SUMMARY



Week 5: Titans 42, Bills 16
Tuesday, Oct. 13, 2020 • 6:05 p.m. CT • Nissan Stadium



In Week 5 of the 2020 season, the Titans hosted the Buffalo Bills for a Tuesday night matchup that was rescheduled due to Tennessee's COVID-19 outbreak. With just two days of practice before the game after Saint Thomas Sports Park was closed, and 16 days since their Week 3 contest, the Titans used three takeaways and six total touchdowns to beat the Bills by a score of 42-16.

Buffalo had possession of the ball to begin the game, but on the third play, Bills QB **Josh Allen** threw an interception to CB **Malcolm Butler** who returned the ball 29 yards to the Buffalo 16-yard line. Tennessee quickly took a 7-0 lead as QB **Ryan Tannehill** tossed a 16-yard touchdown strike to WR **A.J. Brown**. On their ensuing possession, Buffalo put together a 76-yard scoring drive that culminated in Allen throwing a three-yard touchdown to Bills WR **Isaiah McKenzie** to tie the game, 7-7. Later in the first quarter, WR **Kalif Raymond** recorded a 40-yard punt return to put the Titans in good field position at the Buffalo 30-yard line, and he also contributed a 20-yard catch on the drive. Ultimately, RB **Derrick Henry** ran in a one-yard score for a 14-7 lead.

In the second quarter, Buffalo added a 10-play scoring drive with Bills TE **Dawson Knox**, Bills WR **Stefon Diggs** and Bills WR **Gabriel Davis** contributing first down receptions. However, the Titans defense kept Buffalo at bay and forced them to settle for a 43-yard field goal to make it 14-10. Later in the second quarter, the Titans put together a 90-yard scoring drive to close out the first half of the game on top. Henry and Tannehill rushed for first downs and Brown added a 12-yard gain before Tannehill took the ball into the end zone himself for a 10-yard touchdown and a 21-10 halftime lead.

On Buffalo's opening drive of the second half, the Bills drove from their own three-yard line to the Tennessee 33-yard line. However, Allen threw his second pick of the day to Butler, who intercepted the ball at the Tennessee 20-yard line and returned it a career-long 68 yards. Tennessee took possession in the red zone and capitalized as Tannehill threw a four-yard touchdown to TE **Jonnu Smith** for a 28-10 advantage.

In the fourth quarter, Buffalo tacked on a 90-yard scoring drive with assistance by two first-down receptions by Bills WR **Cole Beasley**. Allen connected with Bills RB **T.J. Yeldon** for a 22-yard score, but Buffalo's two-point conversion attempt failed as Allen threw an incompletion. Buffalo cut Tennessee's lead to 28-16. However, Tennessee then constructed back-to-back scoring drives. First came an 11-play, 75-yard scoring drive that saw Tannehill

contribute a 23-yard rushing gain before Henry capped the drive with a nine-yard touchdown for a 35-16 lead. On the ensuing kickoff, LB **David Long Jr.** caused Bills WR Andre Roberts to fumble the return and it was recovered by CB **Kareem Orr**. Tennessee took possession at the Buffalo 18-yard line and capitalized on the third turnover of the night as Smith caught a seven-yard touchdown. The Titans took a 42-16 lead to seal a victory and hand Buffalo its first loss of the season.

SCORING

	1	2	3	4	Final
Buffalo	7	3	0	6	16
Tennessee	7	14	7	14	42

TEAM	SCORING PLAY	TIME
Titans	A.Brown 16 yd. pass from R.Tannehill (S.Gostkowski kick)	1-12:45
Bills	I.McKenzie 3 yd. pass from J.Allen (T.Bass kick)	1-6:02
Titans	D.Henry 1 yd. run (S.Gostkowski kick)	2-13:54
Bills	T.Bass 43 yd. Field Goal	2-8:35
Titans	R.Tannehill 10 yd. run (S.Gostkowski kick)	2-0:16
Titans	J.Smith 4 yd. pass from R.Tannehill (S.Gostkowski kick)	3-1:49
Bills	T.Yeldon 22 yd. pass from J.Allen (pass failed)	4-10:00
Titans	D.Henry 9 yd. run (S.Gostkowski kick)	4-3:57
Titans	J.Smith 7 yd. pass from R.Tannehill (S.Gostkowski kick)	4-1:59

Missed FGs: None

Attendance: 8,403

Time of Game: 2:55

Weather: 73°, W N 3mph

Referee: Carl Cheffers



TEAM STATISTICS

	Bills	Titans
TOTAL FIRST DOWNS	23	25
THIRD DOWN EFFICIENCY	13-17-76%	6-10-60%
FOURTH DOWN EFFICIENCY	0-0-0%	1-1-100%
TOTAL NET YARDS	370	334
Plays - Avg.	69-5.4	62-5.4
NET YARDS RUSHING	95	139
Rushes - Avg.	22-4.3	34-4.1
NET YARDS PASSING	275	195
Sacks - Yards Lost	1-10	0-0
PASS ATT-COMP-INT	46-29-2	28-21-0
PUNTS - Avg.	2-64.0	3-42.7
Net Punting Average	44.0	43.0
PUNT RETURNS - Yards	1--1	2-40
KICKOFF RETURNS - Yards	6-138	2-35
INTERCEPTIONS - Yards	0-0	2-97
PENALTIES Number and Yards	10-56	6-46
FUMBLES - Lost	2-1	0-0
TOUCHDOWNS	2	6
EXTRA POINTS Made-Attempts	1-2	6-6
RED ZONE EFFICIENCY	2-2-100%	6-6-100%
GOAL TO GO EFFICIENCY	0-0-0%	4-4-100%
SAFETIES	0	0
GIVEAWAYS	3	0
TAKEAWAYS	0	3
TIME OF POSSESSION	32:24	27:36

BILLS STARTERS

OFFENSE		DEFENSE	
LT 73	D.Dawkins	LDE 93	T.Murphy
LG 70	C.Ford	DT 91	E.Oliver
C 60	M.Morse	DT 99	H.Phillips
RG 66	B.Winters	RDE 55	J.Hughes
RT 75	Da.Williams	MLB 49	T.Edmunds
TE 88	D.Knox	WLB 53	T.Dodson
QB 17	J.Allen	NCB 47	C.Lewis
RB 26	D.Singletery	FS 31	D.Marlowe
WR 14	S.Diggs	RCB 29	J.Norman
WR 13	G.Davis	S 21	J.Poyer
WR 19	I.McKenzie	SS 23	M.Hyde

TITANS STARTERS

OFFENSE		DEFENSE	
TE 87	G.Swaim	DE 94	J.Crawford
TE 81	J.Smith	NT 90	D.Jones
LT 77	T.Lewan	OLB 99	J.Clowney
LG 76	R.Saffold	ILB 54	R.Evans
C 60	B.Jones	ILB 55	J.Brown
RG 64	N.Davis	OLB 58	H.Landry
RT 71	D.Kelly	CB 35	C.Jackson
WR 14	K.Raymond	CB 33	J.Joseph
TE 86	A.Firkser	SS 24	K.Vaccaro
QB 17	R.Tannehill	FS 31	K.Byard
RB 22	D.Henry	CB 21	M.Butler

BILLS INDIVIDUAL STATISTICS

Rushing	Att	Yds	Avg	Lg	TD
T.Yeldon	7	52	7.4	34	0
D.Singletery	11	25	2.3	6	0
J.Allen	4	18	4.5	7	0
Total	22	95	4.3	34	0

Passing	Att	Cmp	Yds	TD	Lg	IN	Rt
J.Allen	41	26	263	2	22	2	77.6
M.Barkley	5	3	22	0	11	0	70.4
Total	46	29	285	2	22	2	76.8

Receiving	No	Yds	Avg	Lg	TD
S.Diggs	10	106	10.6	19	0
C.Beasley	6	53	8.8	14	0
G.Davis	5	58	11.6	15	0
I.McKenzie	4	7	1.8	9	1
T.Yeldon	1	22	22.0	22	1
A.Roberts	1	16	16.0	16	0
D.Knox	1	15	15.0	15	0
D.Singletery	1	8	8.0	8	0
Total	29	285	9.8	22	2

Interceptions	No	Yds	Avg	Lg	TD
None					

Leading Tacklers (Press Box Totals)

T. Edmunds 8-4-4; J. Norman 7-7-0; J. Poyer 7-7-0

Sacks: None
 FF: None FR: None

TITANS INDIVIDUAL STATISTICS

Rushing	Att	Yds	Avg	Lg	TD
D.Henry	19	57	3.0	12	2
R.Tannehill	4	42	10.5	23	1
J.McNichols	9	28	3.1	7	0
D.Evans	2	12	6.0	9	0
Total	34	139	4.1	23	3

Passing	Att	Cmp	Yds	TD	Lg	IN	Rt
R.Tannehill	28	21	195	3	20		0129.3
Total	28	21	195	3	20		0129.3

Receiving	No	Yds	Avg	Lg	TD
A.Brown	7	82	11.7	16	1
J.Smith	5	40	8.0	14	2
A.Firkser	3	19	6.3	12	0
K.Raymond	2	26	13.0	20	0
C.Hollister	1	12	12.0	12	0
N.Westbrook	1	7	7.0	7	0
D.Henry	1	6	6.0	6	0
J.McNichols	1	3	3.0	3	0
Total	21	195	9.3	20	3

Interceptions	No	Yds	Avg	Lg	TD
M. Butler	2	97	48.5	68	0
Total	2	97	48.5	68	0

Leading Tacklers (Press Box Totals)

R. Evans 9-7-2; M. Butler 7-6-1; J. Brown 5-3-2

Sacks: H. Landry 1
 FF: J. Brown 1 FR: None

TITANS-TEXANS: GAME SUMMARY



Week 6: Titans 42, Texans 36
Sunday, Oct. 18, 2020 • 12:00 p.m. CT • Nissan Stadium



In Week 6 of the 2020 season, the Titans hosted the division opponent Houston Texans and won in overtime by a score of 42-36. Tennessee set a franchise record with 601 net yards of offense, and posted just the fourth all-time NFL performance with a 200-yard rusher (RB **Derrick Henry**), 300-yard passer (QB **Ryan Tannehill**) and 100-yard receiver (TE **Anthony Firkser**) while advancing to 5-0 on the season.

The Titans took an early 14-0 lead in the first quarter. First, Tannehill guided the team on an 80-yard scoring drive that saw an 18-yard gain on the ground by Henry and first down receptions by WR **A.J. Brown**, WR **Cameron Batson** and Firkser. Tannehill threw a seven-yard touchdown to Firkser to put the Titans up, 7-0. On the following Tennessee possession, Henry contributed a 34-yard rush before Tannehill connected with Brown for a six-yard touchdown. The Titans moved ahead, 14-0.

In the second quarter, Houston responded with a touchdown of their own. Facing a third-and-one at the Tennessee one-yard line, Texans RB **David Johnson** ran up the middle but was denied for no gain by LB **Rashaan Evans** and DT **Jeffery Simmons**. However, Houston was successful on the fourth-down attempt, as Texans QB **Deshaun Watson** threw a one-yard touchdown to Texans TE **Darren Fells**. Houston cut Tennessee's lead in half, 14-7.

On the ensuing Tennessee possession, the Titans constructed an 11-play scoring drive. WR **Kalif Raymond** caught a 20-yard ball to move the chains before WR **Adam Humphries** extended the lead to 21-7 with a 22-yard touchdown catch. As Houston got the ball back, the Texans were able to tack on a 38-yard field goal to make it a 21-10 game heading into halftime.

In the third quarter, Houston scored 13 points to take a 23-21 lead. First, Fells contributed catches of 11 and 35 yards to move the chains before David Johnson ran into the end zone for a one-yard score. On the ensuing drive, Tannehill was strip-sacked by Texans DE **J.J. Watt** and the ball was recovered by Texans OLB **Jacob Martin** at the Tennessee four-yard line. Houston capitalized on the turnover as Watson connected with Texans WR **Randall Cobb** for a four-yard touchdown. The extra point was no good as Houston took the lead, 23-21.

In the fourth quarter with the Titans trailing by two, the Tennessee offense took over at their own six-yard line. On the first play of the drive, Henry promptly took the handoff and raced 94 yards for a go-ahead touchdown. Tannehill connected with WR **Nick Westbrook-Ikhine** for a successful two-point conversion to make it a 29-23 game.

Houston immediately responded and took the lead back on a two-play scoring drive. Watson threw a 22-yard pass to Texans TE **Pharaoh Brown** before nailing Texans WR **Will Fuller V** for a 53-yard score and a 30-29 lead. As the Tennessee offense took the field needing to score, Tannehill was intercepted on a deep pass by Texans CB **Bradley Roby**. Houston took possession at their own 31-yard line and engineered a 15-play scoring drive that culminated in a one-yard touchdown pass from Watson to Texans WR **Brandin Cooks**. Houston elected to attempt a two-point conversion, but Watson's pass was incomplete after Simmons batted the ball, and the score remained 36-29.

Down seven points with under two minutes remaining in regulation, Tannehill took command of the offense and completed eight consecutive passes, including a game-tying seven-yard touchdown to Brown with four seconds left in regulation. After the successful extra point, the game was tied at 36-36 and heading for overtime.

After winning the coin toss, Tennessee had possession of the ball first. Henry took a short pass 53 yards to flip field position, and then at the Houston 27-yard line, RB **Jeremy McNichols** added a 17-yard rush. Ultimately, in Wildcat formation, Henry took the direct snap and ran into the end zone for a walk-off five-yard touchdown. Tennessee beat Houston by a score of 42-36 and advanced to a 5-0 record on the season.

SCORING

	1	2	3	4	OT	Final
Houston	0	10	13	13	0	36
Tennessee	14	7	0	15	6	42

TEAM	SCORING PLAY	TIME
Titans	A.Firkser 7 yd. pass from R.Tannehill (S.Gostkowski kick)	1-6:57
Titans	A.Brown 6 yd. pass from R.Tannehill (S.Gostkowski kick)	1-0:12
Texans	D.Fells 1 yd. pass from D.Watson (K.Fairbairn kick)	2-8:56
Titans	A.Humphries 22 yd. pass from R.Tannehill (S.Gostkowski kick)	2-3:34
Texans	K.Fairbairn 38 yd. Field Goal	2-0:00
Texans	Da.Johnson 1 yd. run (K.Fairbairn kick)	3-6:15
Texans	R.Cobb 4 yd. pass from D.Watson (kick failed, wl)	3-4:35
Titans	D.Henry 94 yd. run (R.Tannehill-N.Westbrook pass)	4-9:23
Texans	W.Fuller 53 yd. pass from D.Watson (K.Fairbairn kick)	4-8:37
Texans	B.Cooks 1 yd. pass from D.Watson (pass failed)	4-1:50
Titans	A.Brown 7 yd. pass from R.Tannehill (S.Gostkowski kick)	4-0:04
Titans	D.Henry 5 yd. run	5-6:30

Missed FGs: S. Gostkowski 27B, 37WR

Attendance: 10,166

Time of Game: 3:12

Weather: 61°. Cloudy, wind S 10mph

Referee: Alex Kemp



TEAM STATISTICS

	Texans	Titans
TOTAL FIRST DOWNS	25	31
THIRD DOWN EFFICIENCY	7-14-50%	6-10-60%
FOURTH DOWN EFFICIENCY	3-3-100%	0-0-0%
TOTAL NET YARDS	412	601
Plays - Avg.	67-6.1	70-8.6
NET YARDS RUSHING	92	263
Rushes - Avg.	27-3.4	27-9.7
NET YARDS PASSING	320	338
Sacks - Yards Lost	2-15	2-26
PASS ATT-COMP-INT	38-28-0	41-30-1
PUNTS - Avg.	4-52.3	1-54.0
Net Punting Average	42.3	54.0
PUNT RETURNS - Yards	1-0	3-20
KICKOFF RETURNS - Yards	2-39	3-63
INTERCEPTIONS - Yards	1-0	0-0
PENALTIES Number and Yards	4-46	7-73
FUMBLES - Lost	0-0	1-1
TOUCHDOWNS	5	6
EXTRA POINTS Made-Attempts	3-5	5-5
FIELD GOALS Made-Attempts	1-1	0-2
RED ZONE EFFICIENCY	4-4-100%	4-6-67%
GOAL TO GO EFFICIENCY	4-4-100%	3-3-100%
SAFETIES	0	0
GIVEAWAYS	0	2
TAKEAWAYS	2	0
TIME OF POSSESSION	31:40	31:50

TEXANS STARTERS

OFFENSE	DEFENSE
QB 4 D.Watson	DE 99 J.Watt
RB 31 Da.Johnson	DT 92 B.Dunn
TE 85 P.Brown	DE 96 P.Hall
WR 15 W.Fuller	LB 91 C.Watkins
WR 13 B.Cooks	LB 41 Z.Cunningham
TE 87 D.Fells	LB 50 T.Adams
LT 78 L.Tunsil	LB 57 B.Scarlett
LG 64 S.Kelemete	CB 21 B.Roby
C 66 N.Martin	CB 26 V.Hargreaves
RG 73 Z.Fulton	S 20 Ju.Reid
RT 71 T.Howard	S 23 E.Murray

TITANS STARTERS

OFFENSE	DEFENSE
WR 15 N.Westbrook	NT 90 D.Jones
TE 81 J.Smith	DT 98 J.Simmons
LT 77 T.Lewan	OLB 99 J.Clowney
LG 76 R.Saffold	ILB 54 R.Evans
C 60 B.Jones	ILB 55 J.Brown
RG 64 N.Davis	OLB 58 H.Landry
RT 71 D.Kelly	CB 26 K.Fulton
FB 41 K.Blasingame	CB 33 J.Joseph
WR 11 A.Brown	SS 24 K.Vaccaro
QB 17 R.Tannehill	FS 31 K.Byard
RB 22 D.Henry	CB 21 M.Butler

TEXANS INDIVIDUAL STATISTICS

Rushing	Att	Yds	Avg	Lg	TD
Da.Johnson	19	57	3.0	11	1
D.Watson	4	26	6.5	11	0
D.Johnson	4	9	2.3	10	0
Total	27	92	3.4	11	1

Passing	Att	Cmp	Yds	TD	Lg	IN	Rt
D.Watson	37	28	335	4	53	0	138.9
R.Cobb	1	0	0	0	0	0	39.6
Total	38	28	335	4	53	0	135.3

Receiving	No	Yds	Avg	Lg	TD
B.Cooks	9	68	7.6	19	1
W.Fuller	6	123	20.5	53	1
D.Fells	6	85	14.2	35	1
R.Cobb	3	17	5.7	7	1
P.Brown	2	28	14.0	22	0
Da.Johnson	1	12	12.0	12	0
D.Johnson	1	2	2.0	2	0
Total	28	335	12.0	53	4

Interceptions	No	Yds	Avg	Lg	TD
B. Roby	1	0	0.0	0	0
Total	1	0	0.0	0	0

Leading Tacklers (Press Box Totals)

T. Adams 8-6-2; Z. Cunningham 8-2-6; P. Hall 7-7-0

Sacks: T. Adams 1; J. Watt 1

FF: J. Watt 1 **FR:** J. Martin 1

TITANS INDIVIDUAL STATISTICS

Rushing	Att	Yds	Avg	Lg	TD
D.Henry	22	212	9.6	94	2
J.McNichols	5	51	10.2	20	0
Total	27	263	9.7	94	2

Passing	Att	Cmp	Yds	TD	Lg	IN	Rt
R.Tannehill	41	30	364	4	53	0	1122.4
Total	41	30	364	4	53	0	1122.4

Receiving	No	Yds	Avg	Lg	TD
A.Firkser	8	113	14.1	45	1
A.Humphries	6	64	10.7	22	1
A.Brown	5	56	11.2	18	2
K.Raymond	3	32	10.7	20	0
D.Henry	2	52	26.0	53	0
J.McNichols	2	11	5.5	9	0
G.Swaim	2	10	5.0	8	0
J.Smith	1	13	13.0	13	0
C.Batson	1	13	13.0	13	0
Total	30	364	12.1	53	4

Interceptions	No	Yds	Avg	Lg	TD
None					

Leading Tacklers (Press Box Totals)

J. Brown 10-4-6; M. Butler 8-8-0; K. Byard 8-6-2

Sacks: J. Simmons 1; D. Jones 1

FF: J. Brown 1 **FR:** None

TITANS-STEELERS: GAME SUMMARY



Week 7: Titans 24, Steelers 27
Sunday, Oct. 25, 2020 • 12:00 p.m. CT • Nissan Stadium



In Week 7 of the 2020 season the Titans hosted the Pittsburgh Steelers in a showdown between two undefeated teams, marking just the sixth contest in the Super Bowl era that featured two unbeaten squads in Week 7 or later. The game was initially scheduled for Week 4 but postponed after Tennessee's COVID-19 outbreak. Pittsburgh came out with a victory by a score of 27-24, handing the Titans their first loss of the season.

Pittsburgh got on the board on the team's opening possession with a 16-play drive. Steelers QB **Ben Roethlisberger** threw first down passes to Steelers WR **Diontae Johnson** and WR **Ray-Ray McCloud**, and Steelers RB **James Conner** added a first down on the ground before Roethlisberger connected with Johnson for an 11-yard touchdown as Pittsburgh took an early 7-0 lead.

In the second quarter, Pittsburgh doubled the lead with a 61-yard touchdown drive. Steelers TE **Eric Ebron** contributed a 22-yard reception, and Steelers WR **JuJu Smith-Schuster** added a 21-yard catch before Steelers RB **Benny Snell Jr.** scored on a one-yard touchdown rush to make it 14-0 Pittsburgh. On the ensuing Tennessee possession, the Titans replied with a touchdown drive of their own. QB **Ryan Tannehill** threw a 13-yard pass to WR **A.J. Brown** and a 19-yard gain to WR **Adam Humphries** before connecting with WR **Corey Davis** for a four-yard touchdown strike. Tennessee cut the lead, 14-7.

Pittsburgh added two more scores in the second quarter. First, Steelers RB **James Conner** accounted for 50 of the 55 yards on a possession that resulted in a 38-yard field goal. Next, McCloud returned a punt 57 yards to give Pittsburgh the ball at the Tennessee 17-yard line. Roethlisberger was able to toss a nine-yard touchdown to Johnson to make it a 24-7 game heading into halftime.

On the Steelers opening drive of the second half, Pittsburgh tacked on a 30-yard field goal for a 27-7 advantage, which ultimately became the only points scored by the Steelers in the second half. However, on the ensuing possession, Tannehill quickly found Brown for a 73-yard touchdown as Tennessee inched closer, 27-14.

Later in the third quarter, Roethlisberger's pass was tipped by DT **Jeffery Simmons** and caught by LB **Jayon Brown** at the Steelers 30-yard line. Tennessee capitalized on the turnover with a 51-yard field goal to make it a 27-17 game.

In the fourth quarter, Tennessee constructed a 70-yard scoring drive that featured RB **Derick Henry** accounting for 43 yards. Ultimately, Henry dove into the end zone for a one-yard

touchdown to make it a one possession game, 27-24. On the following Pittsburgh possession, the Steelers drove from their own nine-yard line to the Tennessee 19-yard line. However, Roethlisberger threw an interception in the end zone to DB **Amani Hooker** for a touch-back. With two and a half minutes remaining in regulation and the Titans trailing by three, Tennessee moved the ball efficiently from their own 25-yard line to the Pittsburgh 28-yard line. With 19 seconds remaining, K **Stephen Gostkowski** attempted a game-tying 45-yard field goal, but the kick went wide right as Pittsburgh handed Tennessee their first loss of the season, 27-24.

SCORING

	1	2	3	4	Final
Pittsburgh	7	17	3	0	27
Tennessee	0	7	10	7	24

TEAM	SCORING PLAY	TIME
Steelers	D.Johnson 11 yd. pass from B.Roethlisberger (C.Boswell kick)	1-5:42
Steelers	B.Snell 1 yd. run (C.Boswell kick)	2-12:16
Titans	C.Davis 4 yd. pass from R.Tannehill (S.Gostkowski kick)	2-5:26
Steelers	C.Boswell 38 yd. Field Goal	2-2:50
Steelers	D.Johnson 9 yd. pass from B.Roethlisberger (C.Boswell kick)	2-0:52
Steelers	C.Boswell 30 yd. Field Goal	3-10:26
Titans	A.Brown 73 yd. pass from R.Tannehill (S.Gostkowski kick)	3-9:36
Titans	S.Gostkowski 51 yd. Field Goal	3-2:55
Titans	D.Henry 1 yd. run (S.Gostkowski kick)	4-10:13

Missed FGs: S. Gostkowski 45WR

Attendance: 10,355

Time of Game: 3:06

Weather: 55°, Cloudy, wind NNW 3 mph

Referee: Shawn Hochuli



TEAM STATISTICS

	Steelers	Titans
TOTAL FIRST DOWNS	23	15
THIRD DOWN EFFICIENCY	13-18-72%	5-13-38%
FOURTH DOWN EFFICIENCY	0-0-0%	0-1-0%
TOTAL NET YARDS	362	292
Plays - Avg.	74-4.9	56-5.2
NET YARDS RUSHING	94	82
Rushes - Avg.	25-3.8	23-3.6
NET YARDS PASSING	268	210
Sacks - Yards Lost	0-0	2-10
PASS ATT-COMP-INT	49-32-3	31-18-0
PUNTS - Avg.	2-50.0	4-60.5
Net Punting Average	47.5	39.8
PUNT RETURNS - Yards	3-83	1-5
KICKOFF RETURNS - Yards	1-17	3-43
INTERCEPTIONS - Yards	0-0	3-18
PENALTIES Number and Yards	8-69	7-73
FUMBLES - Lost	2-0	1-0
TOUCHDOWNS	3	3
EXTRA POINTS Made-Attempts	3-3	3-3
FIELD GOALS Made-Attempts	2-2	1-2
RED ZONE EFFICIENCY	3-5-60%	2-2-100%
GOAL TO GO EFFICIENCY	2-2-100%	2-2-100%
SAFETIES	0	0
GIVEAWAYS	3	0
TAKEAWAYS	0	3
TIME OF POSSESSION	36:37	23:23

STEELERS STARTERS

OFFENSE		DEFENSE	
WR 18	D.Johnson	DT 97	C.Heyward
LT 78	A.Villanueva	NT 94	T.Alualu
LG 71	M.Feiler	DE 91	S.Tuitt
C 53	M.Pouncey	LOLB 90	T.Watt
RG 66	D.DeCastro	LILB 41	R.Spillane
RT 76	C.Okorafor	RILB 98	V.Williams
TE 85	E.Ebron	ROLB 48	B.Dupree
RB 30	J.Conner	LCB 23	J.Haden
TE 11	C.Claypool	FS 39	M.Fitzpatrick
QB 7	B.Roethlisberger	SS 34	Te.Edmunds
WR 19	J.Smith-Schuster	RCB 22	S.Nelson

TITANS STARTERS

OFFENSE		DEFENSE	
WR 84	C.Davis	NT 90	D.Jones
TE 81	J.Smith	DT 98	J.Simmons
LT 70	T.Sambrailo	OLB 99	J.Clowney
LG 76	R.Saffold	ILB 54	R.Evans
C 60	B.Jones	ILB 55	J.Brown
RG 64	N.Davis	OLB 58	H.Landry
RT 71	D.Kelly	CB 23	T.Smith
TE 85	M.Pruitt	CB 26	K.Fulton
WR 11	A.Brown	SS 24	K.Vaccaro
QB 17	R.Tannehill	FS 31	K.Byard
RB 22	D.Henry	CB 21	M.Butler

STEELERS INDIVIDUAL STATISTICS

Rushing	Att	Yds	Avg	Lg	TD
J.Conner	20	82	4.1	24	0
A.McFarland	1	6	6.0	6	0
J.Samuels	1	5	5.0	5	0
B.Snell	2	2	1.0	1	1
B.Roethlisberger	1	-1	-1.0	-1	0
Total	25	94	3.8	24	1

Passing	Att	Cmp	Yds	TD	Lg	IN	Rt
B.Roethlisberger	49	32	268	2	28	3	67.4
Total	49	32	268	2	28	3	67.4

Receiving	No	Yds	Avg	Lg	TD
J.Smith-Schuster	9	85	9.4	28	0
D.Johnson	9	80	8.9	14	2
E.Ebron	6	50	8.3	22	0
J.Conner	3	29	9.7	18	0
V.McDonald	2	14	7.0	9	0
R.McCloud	2	12	6.0	9	0
C.Claypool	1	-2	-2.0	-2	0
Total	32	268	8.4	28	2

Interceptions	No	Yds	Avg	Lg	TD
None					

Leading Tacklers (Press Box Totals)

V. Williams 10-9-1; J. Haden 7-4-3; T. Watt 5-4-1

Sacks: V. Williams 1; T. Watt 1

FF: None **FR:** J. None

TITANS INDIVIDUAL STATISTICS

Rushing	Att	Yds	Avg	Lg	TD
D.Henry	20	75	3.8	17	1
R.Tannehill	2	5	2.5	4	0
J.McNichols	1	2	2.0	2	0
Total	23	82	3.6	17	1

Passing	Att	Cmp	Yds	TD	Lg	IN	Rt
R.Tannehill	30	18	220	2	73	0	104.9
B.Kern	1	0	0	0	0	0	39.6
Total	31	18	220	2	73	0	101.5

Receiving	No	Yds	Avg	Lg	TD
A.Brown	6	153	25.5	73	1
C.Davis	6	35	5.8	7	1
A.Firkser	2	7	3.5	4	0
D.Henry	2	-3	-1.5	-1	0
A.Humphries	1	19	19.0	19	0
J.Smith	1	9	9.0	9	0
Total	18	220	12.2	73	2

Interceptions	No	Yds	Avg	Lg	TD
D.Cruikshank	1	13	13.0	13	0
J.Brown	1	0	0.0	0	0
A.Hooker	1	0	0.0	0	0
Total	3	18	6.0	13	0

Leading Tacklers (Press Box Totals)

J. Brown 8-7-1; M. Butler 8-7-1; K. Byard 6-6-0

Sacks: None

FF: J. Clowney 1; V. Beasley 1 **FR:** None

TITANS-BENGALS: GAME SUMMARY



Week 8: Titans 20, Bengals 31
Sunday, Nov. 1, 2020 • 1:00 p.m. ET • Paul Brown Stadium



In Week 8 of the 2020 season the Titans traveled to Cincinnati to face the Bengals and fell by a score of 31-20.

Cincinnati got on the board on their opening possession and never relinquished the lead. Bengals QB **Joe Burrow** constructed a 12-play, 57-yard drive that saw two first down receptions by Bengals WR **Tee Higgins** and culminated in a 33-yard field goal by Bengals K **Randy Bullock**. Cincinnati took a 3-0 lead. Later in the first quarter, Tennessee drove down the field into Bengals territory with aid by a 24-yard reception by WR **Corey Davis**. However, K **Stephen Gostkowski's** 53-yard attempt hit the upright as the score remained 3-0.

In the second quarter, Cincinnati extended the lead with a nine-play, 57-yard scoring drive. Bengals WR **Tyler Boyd** contributed a 13-yard catch before Bengals RB **Samaje Perine** scored on a one-yard touchdown run for a 10-0 lead. However, Tennessee responded on the ensuing possession with a scoring drive of their own that featured eight consecutive run plays. RB **Derrick Henry** carried the ball six times for 43 yards, and RB **D'Onta Foreman** added two carries for 14 yards, before Henry found the end zone on a three-yard touchdown run. The Titans cut the lead, 10-7.

The Bengals put together a 73-yard scoring drive on their ensuing possession. Higgins contributed two first-down receptions which allowed Bengals HB **Giovani Bernard** to score on a 12-yard touchdown as Cincinnati took a 17-7 lead into halftime.

In the fourth quarter, Burrow found Boyd in the end zone for a seven-yard touchdown to extend Cincinnati's lead to 24-7. On the ensuing Titans possession, Tennessee put together a 75-yard scoring drive. With two first-down rushes contributed by Henry, a first-down catch by Davis, and another first-down carry added by RB **Jeremy McNichols**, Tannehill was then able to connect with WR **A.J. Brown** for a nine-yard touchdown, 24-14 Bengals.

Cincinnati responded with another touchdown on their following drive. Perine contributed a 16-yard run and Boyd caught an 18-yard reception before Burrow threw a six-yard touchdown strike to Bernard. The Bengals widened the lead, 31-14.

Trailing by 17, Tennessee replied on their ensuing possession with a touchdown score to inch closer to Cincinnati. TE **Anthony Firkser** caught two passes for 36 yards, and Davis added two receptions for 22 yards, before Tannehill connected with Davis for a 12-yard touchdown. The point after conversion attempt was unsuccessful, 31-20. Ultimately Tennessee could not construct a comeback and fell on the road to Cincinnati.

SCORING

	1	2	3	4	Final
Tennessee	0	7	0	13	20
Cincinnati	3	14	0	14	31

TEAM SCORING PLAY

TEAM	SCORING PLAY	TIME
Bengals	R.Bullock 33 yd. Field Goal	1-9:48
Bengals	S.Perine 1 yd. run (R.Bullock kick)	2-10:26
Titans	D.Henry 3 yd. run (S.Gostkowski kick)	2-6:04
Bengals	G.Bernard 12 yd. run (R.Bullock kick)	2-0:32
Bengals	T.Boyd 7 yd. pass from J.Burrow (R.Bullock kick)	4-13:55
Titans	A.Brown 9 yd. pass from R.Tannehill (S.Gostkowski kick)	4-11:20
Bengals	G.Bernard 6 yd. pass from J.Burrow (R.Bullock kick)	4-7:30
Titans	C.Davis 12 yd. pass from R.Tannehill (pass failed)	4-5:56

Missed FGs: S. Gostkowski 53RU

Attendance: 9,712

Time of Game: 3:09

Weather: 48°, Sunny, wind W 24 mph

Referee: Scott Novak



TEAM STATISTICS

	Titans	Bengals
TOTAL FIRST DOWNS	27	27
THIRD DOWN EFFICIENCY	5-9-56%	10-15-67%
FOURTH DOWN EFFICIENCY	1-1-100%	1-1-100%
TOTAL NET YARDS	441	367
Plays - Avg.	60-7.4	69-5.3
NET YARDS RUSHING	218	118
Rushes - Avg.	29-7.5	32-3.7
NET YARDS PASSING	223	249
Sacks - Yards Lost	1-10	0-0
PASS ATT-COMP-INT	30-18-1	37-26-0
PUNTS - Avg.	2-36.0	3-43.3
Net Punting Average	26.0	42.3
PUNT RETURNS - Yards	1-3	0-0
KICKOFF RETURNS - Yards	2-30	4-97
INTERCEPTIONS - Yards	0-0	1-0
PENALTIES Number and Yards	7-68	7-45
FUMBLES - Lost	0-0	1-0
TOUCHDOWNS	3	4
EXTRA POINTS Made-Attempts	2-3	4-4
FIELD GOALS Made-Attempts	0-1	1-1
RED ZONE EFFICIENCY	3-4-75%	4-5-80%
GOAL TO GO EFFICIENCY	2-3-67%	2-2-100%
SAFETIES	0	0
GIVEAWAYS	1	0
TAKEAWAYS	0	1
TIME OF POSSESSION	24:03	35:57

TITANS STARTERS

OFFENSE		DEFENSE	
WR 84	C.Davis	DB 35	C.Jackson
TE 81	J.Smith	NT 90	D.Jones
LT 70	T.Sambrailo	DT 98	J.Simmons
LG 76	R.Saffold III	OLB 99	J.Clowney
C 60	B.Jones	ILB 54	R.Evans
RG 64	N.Davis	ILB 55	J.Brown
RT 71	D.Kelly	OLB 58	H.Landry III
TE 85	M.Pruitt	CB 33	J.Joseph
WR 11	A.Brown	SS 24	K.Vaccaro
QB 17	R.Tannehill	FS 31	K.Byard
RB 22	D.Henry	CB 21	M.Butler

BENGALS STARTERS

OFFENSE		DEFENSE	
WR 18	A.Green	LDE 91	A.Bledsoe
LOT 77	H.Adeniji	NT 99	C.Covington
LG 63	D.Calhoun	DT 76	M.Daniels
C 53	B.Price	RDE 58	C.Lawson
RG 62	A.Redmond	LB 56	J.Bynes
ROT 74	F.Johnson	LB 57	G.Pratt
TE 89	D.Sample	DE/DT 70	M.Hunt
WR 19	A.Tate	CB 38	L.Sims
WR 85	T.Higgins	CB 22	W.Jackson III
QB 9	J.Burrow	S 24	V.Bell
HB 25	G.Bernard	S 30	J.Bates III

TITANS INDIVIDUAL STATISTICS

Rushing	Att	Yds	Avg	Lg	TD
D.Henry	18	112	6.2	21	1
J.McNichols	4	49	12.3	17	0
D.Foreman	5	37	7.4	15	0
R.Tannehill	2	20	10.0	15	0
Total	29	218	7.5	21	1

Passing	Att	Cmp	Yds	TD	Lg	IN	Rt
R.Tannehill	30	18	233	2	27	1	92.8
Total	30	18	233	2	27	1	92.8

Receiving	No	Yds	Avg	Lg	TD
C.Davis	8	128	16.0	27	1
A.Brown	4	24	6.0	9	1
A.Firkser	2	36	18.0	26	0
J.Smith	2	29	14.5	19	0
K.Raymond	1	11	11.0	11	0
K.Blasingame	1	5	5.0	5	0
Total	18	233	12.9	27	2

Interceptions	No	Yds	Avg	Lg	TD
None					

Leading Tacklers (Press Box Totals)
 J. Brown 12-7-5; J. Joseph 9-7-2; M. Butler 8-5-3

Sacks: None
FF: None **FR:** None

BENGALS INDIVIDUAL STATISTICS

Rushing	Att	Yds	Avg	Lg	TD
G.Bernard	15	62	4.1	12	1
S.Perine	10	32	3.2	16	1
J.Burrow	3	9	3.0	7	0
T.Boyd	2	9	4.5	5	0
T.Higgins	2	6	3.0	6	0
Total	32	118	3.7	16	2

Passing	Att	Cmp	Yds	TD	Lg	IN	Rt
J.Burrow	37	26	249	2	24	2	0106.7
Total	37	26	249	2	24	2	0106.7

Receiving	No	Yds	Avg	Lg	TD
A.Tate	7	65	9.3	15	0
T.Higgins	6	78	13.0	24	0
T.Boyd	6	67	11.2	18	1
G.Bernard	3	16	5.3	10	1
A.Green	2	19	9.5	13	0
S.Perine	1	2	2.0	2	0
C.Carter	1	2	2.0	2	0
Total	26	249	9.6	24	2

Interceptions
 J. Bates III 1 0 0.0 0 0
Total 1 0 0.0 0 0

Leading Tacklers (Press Box Totals)
 J. Bates 11-9-2; L. Sims 6-6-0; V. Bell 5-3-2

Sacks: L. Wilson 1
FF: None **FR:** None

TITANS-BEARS: GAME SUMMARY



Week 9: Titans 24, Bears 17
Sunday, Nov. 8, 2020 • 12:00 p.m. CT • Nissan Stadium



In Week 9 of the 2020 season the Titans hosted the Chicago Bears and won by a score of 24-17. Tennessee's defense limited Chicago to two third-down conversions on 15 attempts and allowed the Bears to rush for just 56 yards. Tennessee's defense limited Chicago to two third-down conversions on 15 attempts and allowed the Bears to rush for just 56 yards.

Tennessee got on the board first with an eight-play, 56-yard scoring drive and never relinquished the lead. WR **A.J. Brown** caught a 38-yard pass to help move the chains before K **Stephen Gostkowski** ultimately made a 40-yard field goal for an early 3-0 lead.

In the second quarter, the Titans extended the lead with a 91-yard scoring drive. RB **Derrick Henry** carried the ball for five consecutive plays, and Brown added a 17-yard reception before he then bulldozed his way into the end zone on a 40-yard touchdown catch to make it 10-0 Tennessee.

In the third quarter with Chicago driving toward the red zone, Bears QB **Nick Foles** threw a short pass to Bears RB **David Montgomery**, but DL **Jeffery Simmons** forced him to fumble. CB **Desmond King II** scooped up the fumble and returned it for a 63-yard touchdown to extend the Titans lead, 17-0.

Chicago got on the board in the fourth quarter on a 15-play scoring drive. Bears WR **Allen Robinson II** contributed a 23-yard catch to help move the sticks but Chicago was halted at the Tennessee four-yard line. Bears K **Cairo Santos** converted a 23-yard field goal to make it a 17-3 game. On the ensuing Titans possession, Tennessee quickly added another touchdown. Henry broke free for a 26-yard gain, and QB **Ryan Tannehill** threw a 30-yard pass to TE **Jonnu Smith** to give the Titans a first down at the Chicago two-yard line. On the next play, Tannehill tossed a two-yard touchdown pass to Smith to put Tennessee up, 24-3.

Chicago responded on the next possession with a touchdown of their own. Robinson contributed a 27-yard catch to bring the Bears into Titans territory before Foles ultimately connected with Bears RB **Ryan Nall** for a six-yard touchdown. Chicago moved closer, 24-10.

Later in the fourth quarter, the Bears tacked on another score on an 80-yard possession. Nall added two first-down receptions, and Robinson contributed an 11-yard first down, before Foles threw an eight-yard touchdown to Bears TE **Jimmy Graham**. Chicago made it a one possession game at 24-17 but could not recover an outside kick as the Titans advanced to 6-2 on the season.

SCORING

	1	2	3	4	Final
Chicago	0	0	0	17	17
Tennessee	3	7	7	7	24

TEAM	SCORING PLAY	TIME
Titans	S.Gostkowski 40 yd. Field Goal	1-4:22
Titans	A.Brown 40 yd. pass from R.Tannehill (S.Gostkowski kick)	2-4:39
Titans	D.King 63 yd. fumble return (S.Gostkowski kick)	3-4:41
Bears	C.Santos 22 yd. Field Goal	4-12:30
Titans	J.Smith 2 yd. pass from R.Tannehill (S.Gostkowski kick)	4-8:10
Bears	R.Nall 6 yd. pass from N.Foles (C.Santos kick)	4-5:06
Bears	J.Graham 8 yd. pass from N.Foles (C.Santos kick)	4-1:04

Missed FGs: None

Attendance: 13,871

Time of Game: 3:07

Weather: 77°, Sunny, wind SE 14 mph

Referee: Ronald Torbert



TEAM STATISTICS

	Bears	Titans
TOTAL FIRST DOWNS	22	11
THIRD DOWN EFFICIENCY	2-15-13%	6-15-40%
FOURTH DOWN EFFICIENCY	3-4-75%	0-0-0%
TOTAL NET YARDS	375	228
Plays - Avg.	75	55
NET YARDS RUSHING	56	92
Rushes - Avg.	20-2.8	31-3.0
NET YARDS PASSING	319	136
Sacks - Yards Lost	3-16	3-22
PASS ATT-COMP-INT	52-36-0	21-10-0
PUNTS - Avg.	6-49.7	8-50.5
Net Punting Average	38.2	40.0
PUNT RETURNS - Yards	6-64	3-49
KICKOFF RETURNS - Yards	3-53	2-37
INTERCEPTIONS - Yards	0-0	0-0
PENALTIES Number and Yards	5-35	6-57
FUMBLES - Lost	3-2	0-0
TOUCHDOWNS	2	3
EXTRA POINTS Made-Attempts	2-2	3-3
FIELD GOALS Made-Attempts	1-1	1-1
RED ZONE EFFICIENCY	2-3-67%	1-1-100%
GOAL TO GO EFFICIENCY	2-3-67%	1-1-100%
SAFETIES	0	0
GIVEAWAYS	2	0
TAKEAWAYS	0	2
TIME OF POSSESSION	33:54	26:06

BEARS STARTERS

OFFENSE		DEFENSE	
WR 12	A.Robinson	DT 96	A.Hicks
TE 80	J.Graham	NT 98	B.Nichols
RT 69	R.Coward	DE 92	B.Urban
RG 74	G.Ifedi	OLB 52	K.Mack
C 64	A.Bars	ILB 58	R.Smith
LG 71	A.Hambright	ILB 59	D.Trevathan
LT 72	C.Leno	OLB 94	R.Quinn
QB 9	N.Foles	CB 23	K.Fuller
WR 88	R.Ridley	S 38	Ta.Gipson
WR 84	C.Patterson	S 39	E.Jackson
WR 11	D.Mooney	CB 33	J.Johnson

TITANS STARTERS

OFFENSE		DEFENSE	
WR 84	C.Davis	DE 94	J.Crawford
TE 81	J.Smith	NT 90	D.Jones
LT 70	T.Sambrailo	DT 98	J.Simmons
LG 76	R.Saffold III	ILB 54	R.Evans
C 60	B.Jones	ILB 55	J.Brown
RG 64	N.Davis	OLB 58	H.Landry III
RT 71	D.Kelly	CB 39	B.Borders
WR 11	A.Brown	CB 33	D.King
QB 17	R.Tannehill	SS 24	K.Vaccaro
FB 41	K.Blasingame	FS 31	K.Byard
RB 22	D.Henry	CB 21	M.Butler

BEARS INDIVIDUAL STATISTICS

Rushing	Att	Yds	Avg	Lg	TD
D.Montgomery	14	30	2.1	5	0
C.Patterson	3	13	4.3	6	0
B.Mingo	1	11	11.0	11	0
N.Foles	2	2	1.0	2	0
Total	20	56	2.8	11	0

Passing	Att	Cmp	Yds	TD	Lg	IN	Rt
N.Foles	52	36	335	2	34	0	99.4
Total	52	36	335	2	34	0	99.4

Receiving	No	Yds	Avg	Lg	TD
A.Robinson	7	81	11.6	27	0
J.Graham	6	55	9.2	24	1
A.Miller	5	59	11.8	34	0
D.Mooney	5	43	8.6	22	0
R.Nall	4	35	8.8	16	1
C.Patterson	4	27	6.8	9	0
D.Montgomery	3	12	4.0	13	0
R.Ridley	2	23	11.5	18	0
Total	36	335	9.3	34	2

Interceptions	No	Yds	Avg	Lg	TD
None					

Leading Tacklers (Press Box Totals)
 R. Smith 11-9-2; A. Hicks 6-4-2; B. Skrine 6-4-2

Sacks: R. Smith 1; M. Edwards 1; B. Nichols 1
FF: None **FR:** None

TITANS INDIVIDUAL STATISTICS

Rushing	Att	Yds	Avg	Lg	TD
D.Henry	21	68	3.2	26	0
D.Foreman	5	11	2.2	3	0
J.McNichols	2	10	5.0	5	0
R.Tannehill	3	3	1.0	5	0
Total	31	92	3.0	26	0

Passing	Att	Cmp	Yds	TD	Lg	IN	Rt
R.Tannehill	21	10	158	2	40	0	0104.9
Total	21	10	158	2	40	0	0104.9

Receiving	No	Yds	Avg	Lg	TD
A.Brown	4	101	25.3	40	1
A.Firkser	3	19	6.3	12	0
J.Smith	2	32	16.0	30	1
C.Batson	1	6	6.0	6	0
Total	10	158	15.8	40	2

Interceptions	No	Yds	Avg	Lg	TD
None					

Leading Tacklers (Press Box Totals)
 J. Brown 10-6-4; B. Borders 9-7-2; D. Jones 7-5-2;
 A. Hooker 7-5-2

Sacks: J. Brown 1; H. Landry 1; R. Evans 0.5; D. Jones 0.5
FF: J. Brown 1; J. Simmons 1 **FR:** J. Simmons 1; D. King 1

TITANS-COLTS: GAME SUMMARY



Week 10: Titans 17, Colts 34
Thursday, Nov. 12, 2020 • 7:20 p.m. CT • Nissan Stadium



In Week 10 of the 2020 season the Titans hosted Indianapolis for a Thursday Night Football matchup, the first of two meetings within a three-week span against the Colts. Tennessee lost the contest by a score of 34-17 and fell to 6-3 on the season.

The Titans opened with a touchdown on their first possession. WR **Cameron Batson** gave the offense good field position with a 35-yard kick return, and QB **Ryan Tannehill** threw first-down passes to FB/RB **Khari Blasingame**, WR **A.J. Brown** and WR **Corey Davis**. The drive culminated in a five-yard touchdown pass to RB **D'Onta Foreman** and an early 7-0 lead. As Indianapolis took over for their first series, Colts QB **Philip Rivers** guided his offense down into Tennessee territory. Facing a fourth-and-one at the Titans 29-yard line, Colts RB **Jordan Wilkins** took the handoff but was swiftly stuffed by CB **Malcolm Butler** and caused a turnover on downs.

Later in the first quarter, Indianapolis put together an 11-play scoring drive and was able to tack on a field goal to make it a 7-3 game.

Tennessee extended the lead in the second quarter with an eight-play scoring drive. RB **Derrick Henry** broke free for a 20-yard gain to move the sticks before K **Stephen Gostkowski** converted a 50-yard field goal, 10-3 Titans. However, Indianapolis knotted the score on the ensuing possession. Rivers threw first-down passes to Colts RB **Nyheim Hines**, Colts WR **Michael Pittman Jr.**, and to Colts RB **Jonathan Taylor**, before Hines caught a 13-yard touchdown pass to make it a 10-10 contest.

The Titans replied immediately and scored a touchdown to regain the lead. Henry rushed for two first downs and Davis added an 18-yard grab before TE **Jonnu Smith** ran in for a one-yard rushing score. Tennessee went ahead of Indianapolis, 17-10. The Colts regained possession and quickly constructed a scoring drive before the end of the first half. Facing a second-and-eight at the Tennessee nine-yard line with 16 seconds remaining, Rivers was sacked by DL **DaQuan Jones** for a loss of 11. Indianapolis was forced to settle for a field goal, making it a 17-13 game heading into halftime.

In the third quarter, the Titans defense registered a goal line stand but they suffered a three-and-out at their own 10-yard line. P **Trevor Daniel** shanked the punt and pushed the Colts back just 17 yards. Indianapolis took over at the Tennessee 27-yard line and quickly found the end zone as Hines ran for a two-yard touchdown. The Colts took the lead, 20-17. On the following Tennessee possession, the Titans again had a three-and-out at their own

26-yard line. Daniel's punt was blocked by Colts LB **E.J. Speed** and returned for a six-yard touchdown by Colts CB **T.J. Carrie**. Indianapolis took a 27-17 lead.

In the fourth quarter, Indianapolis recorded a four-play scoring drive. Pittman caught a 40-yard pass to flip field position as Colts QB **Jacoby Brissett** entered the game and rushed for a two-yard score. Indianapolis took a 34-17 lead. The Titans were unable to mount a comeback and fell to the Colts at home.

SCORING

	1	2	3	4	Final
Indianapolis	3	10	14	7	34
Tennessee	7	10	0	0	17

TEAM SCORING PLAY

TEAM	SCORING PLAY	TIME
Titans	D.Foreman 5 yd. pass from R.Tannehill (S.Gostkowski kick)	1-11:50
Colts	R.Blankenship 24 yd. Field Goal	1-0:36
Titans	S.Gostkowski 50 yd. Field Goal	2-11:12
Colts	N.Hines 13 yd. pass from P.Rivers (R.Blankenship kick)	2-7:49
Titans	J.Smith 1 yd. run (S.Gostkowski kick)	2-2:54
Colts	R.Blankenship 43 yd. Field Goal	2-0:00
Colts	N.Hines 2 yd. run (R.Blankenship kick)	3-2:51
Colts	T.Carrie 6 yd. return of blocked punt (R.Blankenship kick)	3-1:52
Colts	J.Brissett 2 yd. run (R.Blankenship kick)	4-9:21

Missed FGs: S. Gostkowski 44WR

Attendance: 13,949

Time of Game: 2:57

Weather: 56°, Clear, wind N 6 mph

Referee: Brad Allen



TEAM STATISTICS

	Colts	Titans
TOTAL FIRST DOWNS	26	25
THIRD DOWN EFFICIENCY	4-12-33%	3-10-30%
FOURTH DOWN EFFICIENCY	3-5-60%	0-1-0%
TOTAL NET YARDS	430	294
Plays - Avg.	69-6.2	60-4.9
NET YARDS RUSHING	133	157
Rushes - Avg.	29-4.6	32-4.9
NET YARDS PASSING	297	137
Sacks - Yards Lost	1-11	1-10
PASS ATT-COMP-INT	39-29-0	27-15-0
PUNTS - Avg.	1-46.0	3-21.3
Net Punting Average	44.0	21.3
PUNT RETURNS - Yards	0-0	1-2
KICKOFF RETURNS - Yards	3-67	2-60
INTERCEPTIONS - Yards	0-0	0-0
PENALTIES Number and Yards	9-73	3-30
FUMBLES - Lost	0-0	0-0
TOUCHDOWNS	4	2
EXTRA POINTS Made-Attempts	4-4	2-2
FIELD GOALS Made-Attempts	2-2	1-2
RED ZONE EFFICIENCY	3-6-50%	2-4-50%
GOAL TO GO EFFICIENCY	1-2-50%	2-2-100%
SAFETIES	0	0
GIVEAWAYS	0	0
TAKEAWAYS	0	0
TIME OF POSSESSION	31:18	28:42

COLTS STARTERS

OFFENSE		DEFENSE	
WR 13	T.Hilton	DE 50	J.Houston
LT 74	A.Castonzo	DT 99	D.Buckner
LG 56	Q.Nelson	NT 90	G.Stewart
C 78	R.Kelly	DE 96	D.Autry
RG 64	M.Glowinski	WLB 53	D.Leonard
RT 72	B.Smith	MLB 54	A.Walker
TE 80	T.Burton	SAM 58	B.Okereke
WR 11	M.Pittman	CB 38	T.Carrie
WR 14	Z.Pascal	FS 32	J.Blackmon
QB 17	P.Rivers	SS 37	K.Willis
RB 28	J.Taylor	CB 27	X.Rhodes

TITANS STARTERS

OFFENSE		DEFENSE	
TE 87	G.Swaim	NT 90	D.Jones
TE 81	J.Smith	DT 98	J.Simmons
LT 70	T.Sambrailo	OLB 99	J.Clowney
LG 76	R.Saffold III	ILB 54	R.Evans
C 60	B.Jones	ILB 55	J.Brown
RG 64	N.Davis	OLB 58	H.Landry III
RT 71	D.Kelly	CB 39	B.Borders
WR 14	K.Raymond	CB 33	D.King
QB 17	R.Tannehill	SS 24	K.Vaccaro
FB 41	K.Blasingame	FS 31	K.Byard
RB 22	D.Henry	CB 21	M.Butler

COLTS INDIVIDUAL STATISTICS

Rushing	Att	Yds	Avg	Lg	TD
N.Hines	12	70	5.8	14	1
J.Wilkins	8	28	3.5	18	0
M.Pittman	1	21	21.0	21	0
J.Taylor	7	12	1.7	4	0
J.Brissett	1	2	2.0	2	1
Total	29	133	4.6	21	2

Passing	Att	Cmp	Yds	TD	Lg	IN	Rt
P.Rivers	39	29	308	1	40	0	105.5
Total	39	29	308	1	40	0	105.5

Receiving	No	Yds	Avg	Lg	TD
M.Pittman	7	101	14.4	40	0
N.Hines	5	45	9.0	13	1
T.Hilton	4	40	10.0	12	0
Z.Pascal	4	33	8.3	18	0
T.Burton	3	24	8.0	14	0
M.Alie-Cox	3	19	6.3	11	0
J.Taylor	2	25	12.5	14	0
D.Harris	1	21	21.0	21	0
Total	29	308	10.6	40	1

Interceptions	No	Yds	Avg	Lg	TD
None					

Leading Tacklers (Press Box Totals)

D. Leonard 9-3-6; K. Willis 8-5-3; D. Buckner 5-3-2; G. Stewart 5-3-2

Sacks: D. Autry 1
FF: None **FR:** None

TITANS INDIVIDUAL STATISTICS

Rushing	Att	Yds	Avg	Lg	TD
D.Henry	19	103	5.4	20	0
J.McNichols	3	26	8.7	16	0
D.Foreman	7	18	2.6	8	0
R.Tannehill	2	9	4.5	5	0
J.Smith	1	1	1.0	1	1
Total	32	157	4.9	20	1

Passing	Att	Cmp	Yds	TD	Lg	IN	Rt
R.Tannehill	27	15	147	1	21	0	83.4
Total	27	15	147	1	21	0	83.4

Receiving	No	Yds	Avg	Lg	TD
C.Davis	5	67	13.4	20	0
J.Smith	2	14	7.0	8	0
C.Batson	2	8	4.0	5	0
A.Brown	1	21	21.0	21	0
K.Blasingame	1	13	13.0	13	0
J.McNichols	1	8	8.0	8	0
D.Henry	1	6	6.0	6	0
A.Firkser	1	5	5.0	5	0
D.Foreman	1	5	5.0	5	1
Total	15	147	9.8	21	1

Interceptions	No	Yds	Avg	Lg	TD
None					

Leading Tacklers (Press Box Totals)

K. Byard 10-6-4; K. Vaccaro 8-5-3; J. Brown 7-5-2

Sacks: D. Jones 1
FF: None **FR:** None

TITANS-RAVENS: GAME SUMMARY



Week 11: Titans 30, Ravens 24
 Sunday, Nov. 22, 2020 • 1:00 p.m. ET • M&T Bank Stadium



In Week 11 of the 2020 season the Titans traveled to Baltimore to face the Ravens and won in overtime by a score of 30-24.

Tennessee got on the board first on its opening possession with a nine-play, 79-yard scoring drive. QB **Ryan Tannehill** threw passes for first downs to WR **Cameron Batson**, TE **Anthony Firkser** and TE **Jonnu Smith**, before connecting with Smith for a one-yard touchdown and an early 7-0 lead. On the following Baltimore possession, the Ravens drove down into the red zone but were held to a 30-yard field goal to make it a 7-3 contest.

In the second quarter, Tannehill was intercepted by Ravens OLB **Tyus Bowser** who returned the ball 25 yards to give Baltimore possession at the Tennessee 22-yard line. The Ravens were kept out of the end zone but capitalized on the turnover with a 27-yard field goal to make it a 7-6 game. Later in the second quarter, Baltimore put together a nine-play scoring drive to take the lead. Ravens QB **Lamar Jackson** threw a 30-yard pass to Ravens TE **Mark Andrews** to move the sticks before Ravens RB **J.K. Dobbins** found the end zone on a two-yard rushing score. Baltimore's two-point conversion attempt was successful as Jackson connected with Dobbins to make it 14-7 Baltimore.

The Titans added points on the ensuing possession with a 14-play scoring drive that saw a 20-yard rush by Tannehill and featured QB **Logan Woodside** throwing a seven-yard pass to WR **Nick Westbrook-Ikhine** on a fake punt. K **Stephen Gostkowski** successfully made a 40-yard kick, 14-10 Baltimore.

The Ravens extended the lead in the third quarter as Jackson found Andrews for a 31-yard touchdown to make it 21-10 in favor of Baltimore. However, Tennessee replied immediately and began to gain momentum. First, the Titans added another 40-yard field goal to make it a 21-13 game. Then on the ensuing Baltimore possession, DB **Amani Hooker** picked off Jackson to give the Titans possession at their own 15-yard line. The drive resulted in a 12-play, 81-yard possession with WR **Corey Davis** adding a 16-yard reception and RB **Derrick Henry** contributing 36 yards on the ground. Ultimately, Gostkowski converted a 22-yard field goal as the Titans inched closer, 21-16.

Later in the fourth quarter, Tennessee took the lead as Tannehill engineered a 90-yard scoring drive. Davis made a 22-yard catch and WR **A.J. Brown** caught a 25-yard ball to get the Titans into the red zone. Tannehill then connected with Brown who bulldozed his way into the end zone for a 14-yard touchdown. The two-point conversion attempt was successful as Tannehill ran it in himself, and Tennessee took a 24-21 lead. Baltimore took over with 2:18 remaining in regulation and replied with a field goal to tie the game at 24-24 and send it to overtime.

Baltimore won the coin toss and had possession first. However, the Tennessee defense stifled the Ravens, sacking Jackson for a loss of nine and forcing Baltimore to punt. The Titans offense took the field and swiftly gained ground. Davis caught two passes for 25 yards and Brown posted an 11-yard

catch before Henry took the handoff and ran 29 yards for a walk-off game-winning touchdown. Tennessee won the overtime road game by a score of 30-24.

SCORING

	1	2	3	4	OT	Final
Tennessee	7	3	3	11	6	30
Baltimore	3	11	7	3	0	24

TEAM SCORING PLAY

TEAM	SCORING PLAY	TIME
Titans	J.Smith 1 yd. pass from R.Tannehill (S.Gostkowski kick)	1-8:37
Ravens	J.Tucker 30 yd. Field Goal	1-1:50
Ravens	J.Tucker 27 yd. Field Goal	2-11:05
Ravens	J.Dobbins 2 yd. run (L.Jackson-J.Dobbins pass)	2-5:17
Titans	S.Gostkowski 40 yd. Field Goal	2-0:48
Ravens	M.Andrews 31 yd. pass from L.Jackson (J.Tucker kick)	3-9:34
Titans	S.Gostkowski 40 yd. Field Goal	3-5:33
Titans	S.Gostkowski 22 yd. Field Goal	4-11:12
Titans	A.Brown 14 yd. pass from R.Tannehill (R.Tannehill run)	4-2:18
Ravens	J.Tucker 29 yd. Field Goal	4-0:15
Titans	D.Henry 29 yd. run	5-5:21

Missed FGs: None

Attendance: 0

Time of Game: 3:13

Weather: 53°, Cloudy, wind E 6 mph

Referee: Alex Kemp



TEAM STATISTICS

	Titans	Ravens
TOTAL FIRST DOWNS	26	21
THIRD DOWN EFFICIENCY	5-12-42%	9-15-60%
FOURTH DOWN EFFICIENCY	1-1-100%	0-0-0%
TOTAL NET YARDS	423	306
Plays - Avg.	68-6.2	63-4.9
NET YARDS RUSHING	173	129
Rushes - Avg.	34-5.1	33-3.9
NET YARDS PASSING	250	177
Sacks - Yards Lost	2-16	1-9
PASS ATT-COMP-INT	32-23-1	29-17-1
PUNTS - Avg.	2-46.5	3-42.0
Net Punting Average	43.0	42.0
PUNT RETURNS - Yards	0-0	1-7
KICKOFF RETURNS - Yards	3-47	2-54
INTERCEPTIONS - Yards	1-6	1-25
PENALTIES Number and Yards	4-44	6-81
FUMBLES - Lost	3-0	0-0
TOUCHDOWNS	3	2
EXTRA POINTS Made-Attempts	2-2	2-2
FIELD GOALS Made-Attempts	3-3	3-3
RED ZONE EFFICIENCY	2-5-40%	1-4-25%
GOAL TO GO EFFICIENCY	1-2-50%	0-1-0%
SAFETIES	0	0
GIVEAWAYS	1	1
TAKEAWAYS	1	1
TIME OF POSSESSION	33:33	31:06

TITANS STARTERS

OFFENSE		DEFENSE	
FB 41	K.Blasingame	DE 94	J.Crawford
TE 81	J.Smith	NT 90	D.Jones
LT 70	T.Sambrailo	DT 98	J.Simmons
LG 62	A.Brewer	OLB 50	D.Roberson
C 60	B.Jones	ILB 54	R.Evans
RG 64	N.Davis	ILB 55	J.Brown
RT 71	D.Kelly	OLB 58	H.Landry III
TE 87	G.Swaim	CB 39	B.Borders
QB 17	R.Tannehill	SS 37	A.Hooker
RB 22	D.Henry	FS 31	K.Byard
WR 11	A.Brown	CB 21	M.Butler

RAVENS STARTERS

OFFENSE		DEFENSE	
WR 83	W.Snead	DT 92	J.Madubiuke
WR 15	M.Brown	NT 71	J.Ellis
C/G 68	M.Skura	DE 95	D.Wolfe
LT 78	O.Brown	RUSH90	P.McPhee
LG 77	B.Bozeman	MLB 48	P.Queen
C 65	P.Mekari	WLB 40	M.Harrison
RG 72	B.Powers	SAM 99	M.Judon
RT 70	D.Fluker	LCB 24	M.Peters
QB 8	L.Jackson	SS 36	C.Clark
RB 35	G.Edwards	FS 32	D.Elliott
FB 42	P.Ricard	RCB 44	M.Humphrey

TITANS INDIVIDUAL STATISTICS

Rushing	Att	Yds	Avg	Lg	TD
D.Henry	28	133	4.8	29	1
R.Tannehill	4	35	8.8	21	0
C.Batson	1	4	4.0	4	0
D.Foreman	1	1	1.0	1	0
Total	34	173	5.1	29	1

Passing	Att	Cmp	Yds	TD	Lg	IN	Rt
R.Tannehill	31	22	259	2	50	1104.1	
L.Woodside	1	1	7	0	7	0	95.8
Total	32	23	266	2	50	1104.4	

Receiving	No	Yds	Avg	Lg	TD
C.Davis	5	113	22.6	50	0
A.Brown	4	62	15.5	25	1
A.Firkser	4	33	8.3	12	0
J.Smith	4	20	5.0	8	1
C.Batson	2	21	10.5	14	0
G.Swaim	1	9	9.0	9	0
N.Westbrook-Ikhine	1	7	7.0	7	0
J.McNichols	1	2	2.0	2	0
D.Henry	1	-1	-1.0	-1	0
Total	23	266	11.6	50	2

Interceptions	No	Yds	Avg	Lg	TD
A.Hooker	1	6	6.0	6	0
Total	1	6	6.0	6	0

Leading Tacklers (Press Box Totals)
 R. Evans 9-5-4; K. Byard 7-5-2; H. Landry 7-4-3

Sacks: H. Landry 1
FF: None **FR:** None

RAVENS INDIVIDUAL STATISTICS

Rushing	Att	Yds	Avg	Lg	TD
J.Dobbins	15	70	4.7	11	1
L.Jackson	13	51	3.9	14	0
G.Edwards	3	6	2.0	3	0
M.Ingram	2	2	1.0	2	0
Total	33	129	3.9	14	1

Passing	Att	Cmp	Yds	TD	Lg	IN	Rt
L.Jackson	29	17	186	1	31	1	74.8
Total	29	17	186	1	31	1	74.8

Receiving	No	Yds	Avg	Lg	TD
M.Andrews	5	96	19.2	31	1
D.Bryant	4	28	7.0	16	0
W.Snead	3	23	7.7	9	0
J.Dobbins	2	15	7.5	9	0
J.Proche	1	14	14.0	14	0
D.Duvernay	1	5	5.0	5	0
P.Ricard	1	5	5.0	5	0
Total	17	186	10.9	31	1

Interceptions	No	Yds	Avg	Lg	TD
T.Bowser	1	25	25.0	25	0
Total	1	25	25.0	25	0

Leading Tacklers (Press Box Totals)
 P. Queen 9-3-6; M. Humphrey 8-8-0; M. Harrison 7-3-4

Sacks: M. Judon 1; Y. Ngakoué 1
FF: Y. Ngakoué 1 **FR:** None

TITANS-COLTS: GAME SUMMARY



Week 12: Titans 45, Colts 26
Sunday, Nov. 29, 2020 • 1:00 p.m. ET • Lucas Oil Stadium



In Week 12 of the 2020 season the Titans traveled to Indianapolis to face the Colts for the second time in a three-week span. Tennessee won by a score of 45-26, advancing to 8-3 on the season and taking first place in the AFC South.

The Titans got on the board on their opening possession with a 10-play, 75-yard scoring drive. RB **Derrick Henry** amassed 46 all-purpose yards including a 12-yard rushing score that gave Tennessee an early 7-0 lead. Indianapolis responded on their opening possession, as Colts QB **Philip Rivers** threw an 11-yard touchdown to Colts TE **Trey Burton** to tie the game 7-7. On their next possession, the Titans came right back with a four-play scoring drive as QB **Ryan Tannehill** threw a 69-yard touchdown to WR **A.J. Brown** to put Tennessee ahead, 14-7.

In the second quarter, Indianapolis added a touchdown to tie the game again. Rivers connected with Burton and Colts RB **Nyheim Hines** for a pair of 19-yard passes to move the chains, before Colts backup QB **Jacoby Brissett** entered the game to run in a one-yard score, 14-14. Later in the second quarter, Tennessee pulled ahead of Indianapolis and added three touchdowns on consecutive possessions. Henry rushed first for an 11-yard touchdown and then a one-yard score, and Tannehill added a one-yard touchdown run to make it a 35-14 game. Henry completed the first half of the contest with 17 carries for 140 yards and three touchdowns.

In the third quarter with Indianapolis at their own 27-yard line, Rivers attempted a deep pass but it was intercepted by CB **Breon Borders**. Tennessee took possession at their own 37-yard line and moved the ball into Colts territory. K **Stephen Gostkowski** converted a 49-yard field goal as the Titans increased the lead, 38-14.

In the fourth quarter, Indianapolis constructed a 75-yard scoring drive that included a field position-flipping 50-yard pass from Rivers to Colts WR **T.Y. Hilton** that gave Indianapolis possession at the Tennessee three-yard line. Brissett entered the game and ran into the end zone for his second one-yard touchdown. Indianapolis' two-point conversion attempt failed, 38-20. Later in the fourth quarter with the Colts trailing by 18 points, Rivers led Indianapolis on an 11-play, 94-yard scoring drive that culminated in a five-yard touchdown reception by Hilton. The Colts attempted a two-point conversion, but the try was unsuccessful, 38-26. On the ensuing kickoff, the Colts attempted an onside kick with Tennessee's hands team on the field. However, Brown caught the kick in stride and ran it 42 yards into the end zone for a touchdown. The Titans took a 45-26 lead and sealed a divisional road win at Indianapolis.

SCORING

	1	2	3	4	Final
Tennessee	14	21	3	7	45
Indianapolis	7	7	0	12	26

TEAM	SCORING PLAY	TIME
Titans	D.Henry 12 yd. run (S.Gostkowski kick)	1-9:12
Colts	T.Burton 11 yd. pass from P.Rivers (R.Blankenship kick)	1-2:34
Titans	A.Brown 69 yd. pass from R.Tannehill (S.Gostkowski kick)	1-0:09
Colts	J.Brissett 1 yd. run (R.Blankenship kick)	2-12:51
Titans	D.Henry 1 yd. run (S.Gostkowski kick)	2-6:15
Titans	D.Henry 11 yd. run (S.Gostkowski kick)	2-1:41
Titans	R.Tannehill 1 yd. run (S.Gostkowski kick)	2-0:20
Titans	S.Gostkowski 49 yd. Field Goal	3-0:44
Colts	J.Brissett 1 yd. run (run failed)	4-13:23
Colts	T.Hilton 5 yd. pass from P.Rivers (pass failed)	4-2:34
Titans	A.Brown 42 yd. kickoff return (S.Gostkowski kick)	4-2:29

Missed FGs: None

Attendance: 12,464

Time of Game: 3:24

Weather: Indoors

Referee: John Hussey



TEAM STATISTICS

	Titans	Colts
TOTAL FIRST DOWNS	28	27
THIRD DOWN EFFICIENCY	5-12-42%	5-13-38%
FOURTH DOWN EFFICIENCY	1-1-100%	1-2-50%
TOTAL NET YARDS	449	336
Plays - Avg.	68-6.6	67-5.0
NET YARDS RUSHING	229	56
Rushes - Avg.	45-5.1	21-2.7
NET YARDS PASSING	220	280
Sacks - Yards Lost	1-1	2-15
PASS ATT-COMP-INT	22-13-0	44-24-1
PUNTS - Avg.	4-40.0	5-50.8
Net Punting Average	40.0	40.4
PUNT RETURNS - Yards	4-52	0-0
KICKOFF RETURNS - Yards	2-60	2-49
INTERCEPTIONS - Yards	1-0	0-0
PENALTIES Number and Yards	9-63	6-50
FUMBLES - Lost	0-0	0-0
TOUCHDOWNS	6	4
EXTRA POINTS Made-Attempts	6-6	2-4
FIELD GOALS Made-Attempts	1-1	0-0
RED ZONE EFFICIENCY	4-5-80%	4-4-100%
GOAL TO GO EFFICIENCY	2-2-100%	3-3-100%
SAFETIES	0	0
GIVEAWAYS	0	1
TAKEAWAYS	1	0
TIME OF POSSESSION	35:33	24:27

TITANS STARTERS

OFFENSE			DEFENSE		
WR 84	C.Davis	DE 94	J.Crawford		
TE 87	G.Swaim	NT 90	D.Jones		
LT 72	D.Quessenberry	DT 98	J.Simmons		
LG 76	R.Saffold III	ILB 53	W.Compton		
C 60	B.Jones	ILB 54	R.Evans		
RG 64	N.Davis	OLB 58	H.Landry III		
RT 71	D.Kelly	CB 39	B.Borders		
WR 11	A.Brown	CB 33	D.King II		
QB 17	R.Tannehill	SS 24	K.Vaccaro		
FB 41	K.Blasingame	FS 31	K.Byard		
RB 22	D.Henry	CB 21	M.Butler		

COLTS STARTERS

OFFENSE			DEFENSE		
WR 13	T.Hilton	DE 50	J.Houston		
LT 74	A.Castonzo	DT 94	T.Lewis		
LG 56	Q.Nelson	NT 90	G.Stewart		
C 63	D.Pinter	DT 76	T.Stallworth		
RG 64	M.Glowinski	WLB 53	D.Leonard		
RT 72	B.Smith	MLB 54	A.Walker		
TE 84	J.Doyle	SAM 44	Z.Franklin		
WR 14	Z.Pascal	CB 23	K.Moore		
WR 11	M.Pittman	FS 32	J.Blackmon		
QB 17	P.Rivers	SS 37	K.Willis		
RB 21	N.Hines	CB 27	X.Rhodes		

TITANS INDIVIDUAL STATISTICS

Rushing	Att	Yds	Avg	Lg	TD
D.Henry	27	178	6.6	31	3
D.Foreman	4	28	7.0	12	0
J.McNichols	8	20	2.5	6	0
C.Batson	1	5	5.0	5	0
R.Tannehill	2	3	1.5	2	1
L.Woodside	3	-5	-1.7	-1	0
Total	45	229	5.1	31	4

Passing	Att	Cmp	Yds	TD	Lg	IN	Rt
R.Tannehill	22	13	221	1	69	0	108.3
Total	22	13	221	1	69	0	108.3

Receiving	No	Yds	Avg	Lg	TD
A.Brown	4	98	24.5	69	1
C.Davis	3	70	23.3	37	0
G.Swaim	3	30	10.0	12	0
D.Henry	2	7	3.5	4	0
K.Blasingame	1	16	16.0	16	0
Total	13	221	17.0	69	1

Interceptions	No	Yds	Avg	Lg	TD
B. Borders	1	0	0.0	0	0
Total	1	0	0.0	0	0

Leading Tacklers (Press Box Totals)
 K. Vaccaro 9-7-2; K. Byard 7-7-0; M. Butler 4-4-0

Sacks: J. Simmons 1; H. Landry 1
FF: None **FR:** None

COLTS INDIVIDUAL STATISTICS

Rushing	Att	Yds	Avg	Lg	TD
N.Hines	10	29	2.9	10	0
J.Wilkins	6	22	3.7	11	0
J.Brissett	4	3	0.8	2	2
D.Harris	1	2	2.0	2	0
Total	21	56	2.7	11	2

Passing	Att	Cmp	Yds	TD	Lg	IN	Rt
P.Rivers	42	24	295	2	50	1	84.9
J.Brissett	2	0	0	0	0	0	39.6
Total	44	24	295	2	50	1	81.2

Receiving	No	Yds	Avg	Lg	TD
N.Hines	8	66	8.3	19	0
T.Hilton	4	81	20.3	50	1
T.Burton	3	42	14.0	19	1
J.Wilkins	3	35	11.7	21	0
M.Pittman	2	28	14.0	14	0
M.Alie-Cox	2	19	9.5	11	0
Z.Pascal	1	23	23.0	23	0
D.Harris	1	1	1.0	1	0
Total	24	295	12.3	50	2

Interceptions None

Leading Tacklers (Press Box Totals)
 D. Leonard 14-10-4; A. Walker 6-3-3; T. Lewis 5-5-0

Sacks: D. Leonard 1
FF: None **FR:** None

TITANS-BROWNS: GAME SUMMARY



Week 13: Titans 35, Browns 41
Sunday, Dec. 6, 2020 • 12:00 p.m. CT • Nissan Stadium



In Week 13 of the 2020 season, the Titans hosted the Browns in a matchup of two 8-3 teams. Despite scoring 28 points in the second half and recording 431 total net yards of offense, Tennessee fell to Cleveland by a score of 41-35.

Cleveland got on the board on their opening possession with an eight-play scoring drive that culminated in a 27-yard field goal. The Browns took a 3-0 lead and never relinquished it. Later in the first quarter, Cleveland manufactured a nine-play scoring drive to increase the lead to 10-0. Browns QB **Baker Mayfield** connected with Browns RB **Nick Chubb** for a 26-yard gain before throwing a two-yard touchdown pass to Browns WR **Jarvis Landry**. On the ensuing Titans possession, Browns DT **Sheldon Richardson** forced RB **Derrick Henry** to fumble the ball and it was recovered by Browns SS **Karl Joseph**. Cleveland took possession at the Tennessee 21-yard line and capitalized on the turnover as Mayfield tossed a one-yard touchdown to Browns T **Kendall Lamm** to make it a 17-0 game.

The Titans got on the board in the second quarter with a four-play scoring drive. QB **Ryan Tannehill** threw a 40-yard pass to WR **A.J. Brown** to help move the chains before connecting with WR **Corey Davis** for a 17-yard touchdown to make it 17-7. However, Cleveland responded on their next possession with a quick one-play scoring drive as Mayfield threw a 75-yard touchdown pass to Browns WR **Donovan Peoples-Jones** to extend the lead, 24-7. Cleveland added two more touchdowns in the second quarter. First, Mayfield tossed a 17-yard touchdown to WR **Rashard Higgins**, and then Chubb ran in a one-yard rushing score as the Browns took a 38-7 lead into halftime.

Tennessee opened up the second half with two consecutive touchdown drives. First was a three-play scoring drive as Henry ran for 10 yards, Tannehill threw a 43-yard strike to Davis, and then culminated in Tannehill tossing a 22-yard touchdown to TE **MyCole Pruitt**. However, the two-point conversion attempt was unsuccessful as the Titans made it a 38-13 game. Next came a six-play scoring drive with Davis contributing two catches for 40 yards to move the sticks. At the Cleveland 19-yard line, Tannehill threw an 18-yard pass to Brown, but Brown fumbled the ball. Pruitt scooped it up and ran in a three-yard fumble recovery touchdown. Tannehill rushed for a successful two-point conversion attempt as Tennessee inched closer, 38-21.

On the following Cleveland possession, the Browns drove down the field into Titans territory, but Tennessee limited their opponent to a field goal. The 43-yard kick which made it a 41-21 game became Cleveland's only points scored in the second half.

In the fourth quarter, the Titans tacked on two touchdowns to make it a one-score game. They executed a 15-play, 91-yard scoring drive that saw four receptions for 47 yards by Davis, and four catches for 37 yards by TE **Anthony Firkser**. Ultimately, RB **Jeremy McNichols** rushed in a one-yard touchdown to make it 41-28. On the following Browns possession, DL **Jack Crawford** forced Mayfield

to fumble the ball. S **Kenny Vaccaro** recovered it and returned the fumble 53 yards to give the Titans possession at the Cleveland 13-yard line with 48 seconds remaining in regulation. Tannehill connected with WR **Cameron Batson** for an eight-yard touchdown to cut Cleveland's lead to 41-35. However, Tennessee couldn't recover an onside kick and fell to the Browns at home.

SCORING

	1	2	3	4	Final
Cleveland	10	28	3	0	41
Tennessee	0	7	14	14	35

TEAM SCORING PLAY

TEAM	SCORING PLAY	TIME
Browns	C.Parkey 27 yd. Field Goal	1-10:43
Browns	J.Landry 2 yd. pass from B.Mayfield (C.Parkey kick)	1-3:19
Browns	K.Lamm 1 yd. pass from B.Mayfield (C.Parkey kick)	2-14:56
Titans	C.Davis 17 yd. pass from R.Tannehill (S.Gostkowski kick)	2-13:14
Browns	D.Peoples-Jones 75 yd. pass from B.Mayfield (C.Parkey kick)	2-13:04
Browns	R.Higgins 17 yd. pass from B.Mayfield (C.Parkey kick)	2-5:46
Browns	N.Chubb 1 yd. run (C.Parkey kick)	2-0:55
Titans	M.Pruitt 22 yd. pass from R.Tannehill (run failed)	3-13:52
Titans	M.Pruitt 3 yd. fumble recovery (R.Tannehill run)	3-9:08
Browns	C.Parkey 43 yd. Field Goal	3-5:29
Titans	J.McNichols 1 yd. run (S.Gostkowski kick)	4-1:23
Titans	C.Batson 8 yd. pass from R.Tannehill (S.Gostkowski kick)	4-0:28

Missed FGs: None

Attendance: 13,986

Time of Game: 3:23

Weather: 52°, Sunny, wind SE 1 mph

Referee: Clete Blakeman



TEAM STATISTICS

	Browns	Titans
TOTAL FIRST DOWNS	26	25
THIRD DOWN EFFICIENCY	10-16-63%	2-10-20%
FOURTH DOWN EFFICIENCY	0-1-0%	3-4-75%
TOTAL NET YARDS	458	431
Plays - Avg.	70-6.5	66-6.5
NET YARDS RUSHING	118	62
Rushes - Avg.	36-3.3	18-3.4
NET YARDS PASSING	340	369
Sacks - Yards Lost	0-0	3-20
PASS ATT-COMP-INT	34-26-0	45-29-1
PUNTS - Avg.	3-41.0	3-46.0
Net Punting Average	41.0	45.7
PUNT RETURNS - Yards	3-1	0-0
KICKOFF RETURNS - Yards	0-0	4-83
INTERCEPTIONS - Yards	1-21	0-0
PENALTIES Number and Yards	13-92	5-52
FUMBLES - Lost	1-1	4-2
TOUCHDOWNS	5	5
EXTRA POINTS Made-Attempts	5-5	4-5
FIELD GOALS Made-Attempts	2-2	0-0
RED ZONE EFFICIENCY	4-5-80%	4-5-80%
GOAL TO GO EFFICIENCY	3-3-100%	1-1-100%
SAFETIES	0	0
GIVEAWAYS	1	3
TAKEAWAYS	3	1
TIME OF POSSESSION	36:46	23:14

BROWNS STARTERS

OFFENSE

WR 80	J.Landry
LT 71	J.Wills
LG 75	J.Bitonio
C 64	J.Tretter
RG 77	W.Teller
RT 78	J.Conklin
TE 81	A.Hooper
WR 82	R.Higgins
QB 6	B.Mayfield
RB 24	N.Chubb
FB 88	H.Bryant

DEFENSE

DE 95	M.Garrett
DT 98	S.Richardson
DT 65	L.Ogunjobi
DE 54	O.Vernon
WILL 51	M.Wilson
MIKE 93	B.Goodson
SAM 90	J.Elliott
CB 39	T.Mitchell
CB 28	K.Johnson
FS 23	A.Sendejo
SS 42	K.Joseph

TITANS STARTERS

OFFENSE

WR 84	C.Davis
TE 87	G.Swaim
LT 72	D.Quessenberry
LG 76	R.Saffold III
C 60	B.Jones
RG 64	N.Davis
RT 71	D.Kelly
TE 85	M.Pruitt
WR 11	A.Brown
QB 17	R.Tannehill
RB 22	D.Henry

DEFENSE

DE 94	J.Crawford
NT 90	D.Jones
DT 98	J.Simmons
OLB 59	T.Skipper
ILB 54	R.Evans
ILB 51	D.Long
OLB 58	H.Landry III
CB 39	B.Borders
SS 24	K.Vaccaro
FS 31	K.Byard
CB 21	M.Butler

BROWNS INDIVIDUAL STATISTICS

Rushing	Att	Yds	Avg	Lg	TD
N.Chubb	18	80	4.4	29	1
K.Hunt	14	33	2.4	8	0
B.Mayfield	4	5	1.3	3	0
Total	36	118	3.3	29	1

Passing	Att	Cmp	Yds	TD	Lg	IN	Rt
B.Mayfield	33	25	334	4	75	0	147.0
J.Landry	1	1	6	0	6	0	91.7
Total	34	26	340	4	75	0	146.7

Receiving	No	Yds	Avg	Lg	TD
J.Landry	8	62	7.8	13	1
R.Higgins	6	95	15.8	35	1
K.Hunt	3	24	8.0	13	0
D.Peoples-Jones	2	92	46.0	75	1
A.Hooper	2	24	12.0	16	0
N.Chubb	1	26	26.0	26	0
B.Mayfield	1	6	6.0	6	0
D.Johnson	1	5	5.0	5	0
D.Njoku	1	5	5.0	5	0
K.Lamm	1	1	1.0	1	1
Total	26	340	13.1	75	4

Interceptions	No	Yds	Avg	Lg	TD
M. Stewart Jr.	1	21	21.0	21	0
Total	1	21	21.0	21	0

Leading Tacklers (Press Box Totals)

A. Sendejo 8-7-1; M. Smith 7-3-4; M. Wilson 6-4-2

Sacks: M. Smith 1; M. Garrett 1; L. Ogunjobi
FF: M. Smith 1; S. Richardson 1; T. Mitchell 1 **FR:**
 K. Joseph 1; K. Johnson 1

TITANS INDIVIDUAL STATISTICS

Rushing	Att	Yds	Avg	Lg	TD
D.Henry	15	60	4.0	10	0
J.McNichols	2	2	1.0	1	1
C.Batson	1	0	0.0	0	0
Total	18	62	3.4	10	1

Passing	Att	Cmp	Yds	TD	Lg	IN	Rt
R.Tannehill	45	29	389	3	43	0	1104.8
Total	45	29	389	3	43	0	1104.8

Receiving	No	Yds	Avg	Lg	TD
C.Davis	11	182	16.5	43	1
A.Firkser	5	51	10.2	14	0
A.Brown	4	87	21.8	40	0
J.McNichols	3	15	5.0	8	0
C.Batson	3	14	4.7	8	1
M.Pruitt	1	22	22.0	22	1
A.Humphries	1	9	9.0	9	0
D.Henry	1	9	9.0	9	0
Total	29	389	13.4	43	3

Interceptions	No	Yds	Avg	Lg	TD
None					

Leading Tacklers (Press Box Totals)

M. Butler 8-7-1; J. Crawford 7-6-1; J. Simmons 7-3-4

Sacks: None

FF: J. Crawford 1 **FR:** K. Vaccaro

TITANS-JAGUARS: GAME SUMMARY



Week 14: Titans 31, Jaguars 10
 Sunday, Dec. 13, 2020 • 1:00 p.m. ET • TIAA Bank Stadium



In Week 14 of the 2020 season, the Titans traveled to Jacksonville and defeated the Jaguars by score of 31-10. Tennessee improved to 9-4 on the season and secured its fifth consecutive winning season.

On Jacksonville's opening possession, the Jaguars drove into Tennessee territory but were forced to settle for a field goal attempt. However, DL **DaQuan Jones** blocked Jaguars **K Aldrick Rosas'** kick to keep the game scoreless. On the opening Titans possession, Tennessee constructed a quick three-play scoring drive that saw QB **Ryan Tannehill** throw a 37-yard touchdown pass to WR **A.J. Brown** on a flea-flicker. The Titans took an early 7-0 lead.

In the second quarter, Tannehill threw a five-yard pass to WR **Corey Davis**, but Jaguars DL **Dawuane Smoot** forced a fumble which was recovered by Jaguars DT **Doug Costin**. Jacksonville took possession at the Tennessee 40-yard line but were held to a field goal again as Rosas successfully kicked a 53-yarder to make it a 7-3 game.

The Titans increased the lead on the ensuing possession. RB **Derrick Henry** accounted for all 75 yards of the scoring drive, including a 36-yard touchdown run to put Tennessee ahead, 14-3 with under a minute left in the first half. After quickly forcing Jacksonville to punt, the Titans regained possession at their own 37-yard line with nine seconds remaining until halftime. Tannehill quickly threw a 19-yard pass to Davis, followed by a nine-yard ball to TE **Jonnu Smith** to put Tennessee in field goal range. K **Stephen Gostkowski** successfully made a 53-yard field goal to give the Titans a 17-3 advantage heading into halftime.

Tennessee opened up the second half with two consecutive touchdowns. The first score came on a five-play drive that saw Henry break free for a 47-yard gain to the Jaguars' five-yard line. Tannehill quickly connected with TE **Geoff Swaim** for a five-yard touchdown to make it 24-3. After CB **Malcolm Butler** intercepted Glennon on the ensuing Jacksonville possession, Tennessee took over at the Jaguars' 48-yard line and constructed a six-play scoring drive. Brown contributed a 17-yard catch and Swaim added a 16-yard reception to move the chains, as Henry ultimately ran in a one-yard score for a 31-3 lead.

Jaguars QB **Gardner Minshew II** entered the game at quarterback on Jacksonville's ensuing possession and guided his team on a 10-play scoring drive that was capped by a five-yard touchdown pass to Jaguars WR **Keelan Cole Sr.**, 31-10.

Ultimately, Tennessee was able to preserve a 21-point lead and won on the road in Jacksonville by a final score of 31-10.

SCORING

	1	2	3	4	Final
Tennessee	7	10	14	0	31
Jacksonville	0	3	7	0	10

TEAM	SCORING PLAY	TIME
Titans	A. Brown 37 yd. pass from R. Tannehill (S. Gostkowski kick)	1:17-56
Jaguars	A. Rosas 53 yd. Field Goal	2-3:27
Titans	D. Henry 36 yd. run (S. Gostkowski kick)	2-0:44
Titans	S. Gostkowski 53 yd. Field Goal	2-0:00
Titans	G. Swaim 5 yd. pass from R. Tannehill (S. Gostkowski kick)	3-12:24
Titans	D. Henry 1 yd. run (S. Gostkowski kick)	3-8:48
Jaguars	K. Cole Sr. 5 yd. pass from G. Minshew II (A. Rosas kick)	3-2:59

Missed FGs: A. Rosas 53B

Attendance: 15,896

Time of Game: 3:02

Weather: 69°, Partly Cloudy, wind N 2 mph

Referee: Adrian Hill



TEAM STATISTICS

	Titans	Jaguars
TOTAL FIRST DOWNS	25	20
THIRD DOWN EFFICIENCY	3-9-33%	5-14-36%
FOURTH DOWN EFFICIENCY	1-2-50%	1-3-33%
TOTAL NET YARDS	454	354
Plays - Avg.	65-7.0	69-5.1
NET YARDS RUSHING	249	91
Rushes - Avg.	40-6.2	15-6.1
NET YARDS PASSING	205	263
Sacks - Yards Lost	1-7	0-0
PASS ATT-COMP-INT	24-19-0	54-31-1
PUNTS - Avg.	4-41.3	4-49.8
Net Punting Average	41.3	41.5
PUNT RETURNS - Yards	2-13	0-0
KICKOFF RETURNS - Yards	0-0	1-16
INTERCEPTIONS - Yards	1-11	0-0
PENALTIES Number and Yards	7-78	10-80
FUMBLES - Lost	1-1	0-0
TOUCHDOWNS	4	1
EXTRA POINTS Made-Attempts	4-4	1-1
FIELD GOALS Made-Attempts	1-1	1-2
RED ZONE EFFICIENCY	2-3-67%	1-3-33%
GOAL TO GO EFFICIENCY	2-2-100%	1-1-100%
SAFETIES	0	0
GIVEAWAYS	1	1
TAKEAWAYS	1	1
TIME OF POSSESSION	31:43	28:17

TITANS STARTERS

OFFENSE		DEFENSE	
WR 84	C. Davis	DE 94	J. Crawford
TE 81	J. Smith	NT 90	D. Jones
LT 72	D. Quessenberry	DT 98	J. Simmons
LG 76	R. Saffold III	OLB 59	T. Skipper
C 60	B. Jones	ILB 54	R. Evans
RG 64	N. Davis	ILB 51	D. Long Jr.
RT 71	D. Kelly	OLB 58	H. Landry III
TE 87	G. Swaim	FS 31	K. Byard
WR 11	A. Brown	CB 21	M. Butler
QB 17	R. Tannehill	S 37	A. Hooker
RB 22	D. Henry	DB 23	T. Smith

JAGUARS STARTERS

OFFENSE		DEFENSE	
WR 17	D. Chark Jr.	DL 94	D. Smoot
LT 74	C. Robinson	NT 99	D. Ekual
LG 78	B. Bartch	DT 58	D. Costin
C 69	T. Shatley	DE 96	A. Gotsis
RG 60	A. Cann	WLB 44	M. Jack
RT 75	J. Taylor	MLB 47	J. Schobert
TE 80	J. O'Shaughnessy	CB 35	S. Jones IV
QB 2	M. Glennon	FS 26	J. Wilson
RB 30	J. Robinson	SS 29	J. Jones
TE 88	T. Eifert	LCB 37	T. Herndon
WR 10	L. Shenault Jr.	LB 43	J. Giles-Harris

TITANS INDIVIDUAL STATISTICS

Rushing	Att	Yds	Avg	Lg	TD
D. Henry	26	215	8.3	47	2
L. Woodside	1	18	18.0	18	0
J. McNichols	11	9	0.8	6	0
A. Hooker	1	4	4.0	4	0
J. Smith	1	3	3.0	3	0
Total	40	249	6.2	47	2

Passing	Att	Cmp	Yds	TD	Lg	IN	Rt
R. Tannehill	24	19	212	2	37	0	131.3
Total	24	19	212	2	37	0	131.3

Receiving	No	Yds	Avg	Lg	TD
A. Brown	7	112	16.0	37	1
G. Swaim	3	34	11.3	16	1
C. Davis	3	34	11.3	19	0
J. Smith	2	20	10.0	11	0
D. Henry	2	7	3.5	6	0
A. Firkser	1	5	5.0	5	0
J. McNichols	1	0	0.0	0	0
Total	19	212	11.2	37	2

Interceptions	No	Yds	Avg	Lg	TD
M. Butler	1	11	11.0	11	0
Total	1	11	11.0	11	0

Leading Tacklers (Press Box Totals)
 K. Byard 11-8-3; R. Evans 8-6-2; A. Hooker 7-5-2

Sacks: None
FF: None **FR:** None

JAGUARS INDIVIDUAL STATISTICS

Rushing	Att	Yds	Avg	Lg	TD
J. Robinson	12	67	5.6	47	0
G. Minshew II	2	22	11.0	13	0
L. Shenault Jr.	1	2	2.0	2	0
Total	15	91	6.1	47	0

Passing	Att	Cmp	Yds	TD	Lg	IN	Rt
G. Minshew II	31	18	178	1	27	0	85.1
M. Glennon	23	13	85	0	22	1	46.5
Total	54	31	263	1	27	1	68.7

Receiving	No	Yds	Avg	Lg	TD
K. Cole Sr.	7	67	9.6	22	1
L. Shenault Jr.	6	49	8.2	22	0
D. Ozigbo	4	30	7.5	12	0
J. Robinson	4	16	4.0	9	0
C. Johnson	2	33	16.5	27	0
T. Eifert	2	22	11.0	18	0
D. Chark Jr.	2	16	8.0	11	0
J. O'Shaughnessy	2	14	7.0	10	0
D. Ogunbowale	1	12	12.0	12	0
E. Saubert	1	4	4.0	4	0
Total	31	263	8.5	27	1

Interceptions None

Leading Tacklers (Press Box Totals)
 M. Jack 10-7-3; T. Herndon 9-7-2; J. Schobert 8-5-3

Sacks: J. Giles-Harris 1
FF: D. Smoot 1 **FR:** D. Costin 1

TITANS-LIONS: GAME SUMMARY



Week 15: Titans 46, Lions 25
Sunday, Dec. 20, 2020 • 12:00 p.m. CT • Nissan Stadium



In Week 15 of the 2020 season, the Titans hosted the Detroit Lions and won by a score of 46-25. Tennessee's 463 yards on offense marked the team's fifth consecutive game with at least 400 total net yards, and the defense totaled three takeaways as the Titans reached 10 wins on the season.

The Titans got on the board on the team's opening possession with a 12-play, 75-yard drive that culminated in a three-yard rushing score by RB **Derrick Henry** for a 7-0 lead. On Detroit's opening possession, Lions QB **Matthew Stafford** also drove his team 75 yards, as he threw a two-yard touchdown to Lions WR **Marvin Jones Jr.** to tie the game, 7-7. However, the Titans quickly took the lead back with a one-play scoring drive, as QB **Ryan Tannehill** threw a 75-yard bomb to WR **Corey Davis** for a 14-7 advantage.

In the second quarter, Tennessee tacked on another score with a 93-yard drive. Henry contributed 46 yards on the ground before Tannehill ran the ball into the end zone for a 17-yard rushing touchdown, 21-7. On the ensuing Detroit possession, Lions RB **D'Andre Swift** took the handoff at the Tennessee one-yard line, but DL **DaQuan Jones** forced him to fumble the ball. LB **Will Compton** recovered the fumble to give the Titans possession at their own three-yard line. However, two plays later, Lions DE **Romeo Okwara** sacked Tannehill in the end zone for a safety to make it 21-9.

Later in the second quarter, Stafford threw a 39-yard pass to Jones to give the Lions a first down at the Tennessee two-yard line. On the next play, Swift ran in a two-yard score, but the extra point attempt was no good as Detroit cut into Tennessee's lead, 21-15. As the Titans took the field with just over a minute left in the first half, Tennessee was able to move the ball and manage the clock to get into position for a successful 38-yard Stephen Gostkowski field goal kick. The Titans tacked on three points and took a 24-15 lead into halftime.

In the third quarter, Lions K **Matt Prater** converted a 53-yard field goal to inch closer to the Titans, 24-18. However, the following Tennessee possession resulted in an 83-yard scoring drive as TE **Anthony Firkser** made a 20-yard catch, Davis caught a 14-yard pass, and Henry broke free for a 33-yard gain to give the Titans a first-and-goal at the three-yard line. Ultimately, Tannehill took the ball into the end zone again for his second rushing score of the day, a three-yard touchdown. The two-point conversion attempt was successful as Henry bulldozed in for the extra points, 32-18.

Later in the fourth quarter, Tannehill found WR **A.J. Brown** in the end zone for a

two-yard touchdown to extend the lead to 39-18. However, Detroit immediately replied on their ensuing possession with a 60-yard drive that culminated in a six-yard rushing score by Swift to make it 39-15. A failed outside kick saw Davis recover the ball and the Titans took possession at the Lions 45-yard line. Tennessee moved the ball down the field, as Tannehill connected with RB Darrynton Evans for a three-yard touchdown to conclude the scoring. Tennessee extended the lead to 46-25 and preserved the score to seal a victory.

SCORING

	1	2	3	4	Final
Detroit	7	8	3	7	25
Tennessee	14	10	0	22	46

TEAM SCORING PLAY

TEAM	SCORING PLAY	TIME
Titans	D.Henry 3 yd. run (S.Gostkowski kick)	1-8:40
Lions	M.Jones 2 yd. pass from M.Stafford (M.Prater kick)	1-1:34
Titans	C.Davis 75 yd. pass from R.Tannehill (S.Gostkowski kick)	1-1:22
Titans	R.Tannehill 17 yd. run (S.Gostkowski kick)	2-9:28
Lions	R.Tannehill sacked in end zone by R.Okwara for a Safety	2-3:31
Lions	D.Swift 2 yd. run (kick failed, wl)	2-1:02
Titans	S.Gostkowski 38 yd. Field Goal	2-0:00
Lions	M.Prater 53 yd. Field Goal	3-4:09
Titans	R.Tannehill 3 yd. run (D.Henry run)	4-14:30
Titans	A.Brown 2 yd. pass from R.Tannehill (S.Gostkowski kick)	4-9:00
Lions	D.Swift 6 yd. run (M.Prater kick)	4-6:23
Titans	D.Evans 3 yd. pass from R.Tannehill (S.Gostkowski kick)	4-2:07

Missed FGs: None

Attendance: 13,797

Time of Game: 3:00

Weather: 46°, Cloudy, wind WSW 5 mph

Referee: Jerome Boger



TEAM STATISTICS

	Lions	Titans
TOTAL FIRST DOWNS	27	28
THIRD DOWN EFFICIENCY	7-12-58%	9-11-82%
FOURTH DOWN EFFICIENCY	0-1-0%	0-0-0%
TOTAL NET YARDS	430	463
Plays - Avg.	65-6.6	66-7.0
NET YARDS RUSHING	123	195
Rushes - Avg.	27-4.6	38-5.1
NET YARDS PASSING	307	268
Sacks - Yards Lost	0-0	1-5
PASS ATT-COMP-INT	38-27-1	27-21-0
PUNTS - Avg.	1-36.0	1-47.0
Net Punting Average	36.0	48.0
PUNT RETURNS - Yards	1--1	0-0
KICKOFF RETURNS - Yards	4-116	2-45
INTERCEPTIONS - Yards	0-0	1-0
PENALTIES Number and Yards	3-33	3-22
FUMBLES - Lost	3-2	0-0
TOUCHDOWNS	3	6
EXTRA POINTS Made-Attempts	2-3	6-6
FIELD GOALS Made-Attempts	1-1	1-1
RED ZONE EFFICIENCY	3-4-75%	5-5-100%
GOAL TO GO EFFICIENCY	3-4-75%	4-4-100%
SAFETIES	1	0
GIVEAWAYS	3	0
TAKEAWAYS	0	3
TIME OF POSSESSION	31:39	28:21

LIONS STARTERS

OFFENSE		DEFENSE	
WR 80	D.Amendola	DT 97	N.Williams
TE 88	T.Hockenson	DT 92	K.Strong
LT 68	T.Decker	DT 91	J.Penisini
LG 73	J.Jackson	DL 95	R.Okwara
C 66	J.Dahl	LB 52	Ch.Jones
RG 76	O.Aboushi	LB 58	J.Collins
RT 72	H.Vaitai	LB 40	J.Davis
WR 11	M.Jones	CB 24	A.Oruwariye
QB 9	M.Stafford	CB 38	M.Ford
WR 12	M.Sanu	S 42	J.Kearse
RB 32	D.Swift	S 26	D.Harmon

TITANS STARTERS

OFFENSE		DEFENSE	
WR 84	C.Davis	DE 94	J.Crawford
TE 81	J.Smith	NT 90	D.Jones
LT 72	D.Quessenberry	DT 98	J.Simmons
LG 76	R.Saffold III	ILB 54	R.Evans
C 60	B.Jones	ILB 51	D.Long Jr.
RG 64	N.Davis	OLB 58	H.Landry III
RT 71	D.Kelly	DB 23	T.Smith
WR 11	A.Brown	CB 33	D.King II
QB 17	R.Tannehill	FS 31	K.Byard
FB 41	K.Blasingame	CB 21	M.Butler
RB 22	D.Henry	DB 37	A.Hooker

LIONS INDIVIDUAL STATISTICS

Rushing	Att	Yds	Avg	Lg	TD
D.Swift	15	67	4.5	11	2
A.Peterson	6	23	3.8	8	0
M.Stafford	2	12	6.0	12	0
C.Daniel	1	11	11.0	11	0
J.Agnev	1	7	7.0	7	0
C.Moore	1	3	3.0	3	0
T.Hockenson	1	0	0.0	0	0
Total	27	123	4.6	12	2

Passing	Att	Cmp	Yds	TD	Lg	IN	Rt
M.Stafford	32	22	252	1	44	0	102.6
C.Daniel	6	5	55	0	21	1	65.3
Total	38	27	307	1	44	1	92.8

Receiving	No	Yds	Avg	Lg	TD
M.Jones	10	112	11.2	39	1
M.Sanu	4	38	9.5	14	0
D.Swift	4	15	3.8	8	0
D.Amendola	3	20	6.7	11	0
T.Hockenson	2	18	9.0	11	0
H.Bryant	1	44	44.0	44	0
Q.Cephus	1	36	36.0	36	0
J.Agnev	1	13	13.0	13	0
J.James	1	11	11.0	11	0
Total	27	307	11.4	44	1

Interceptions	No	Yds	Avg	Lg	TD
None					

Leading Tacklers (Press Box Totals)

D. Harmon 10-5-5; J. Kearse 7-5-2; A. Bryant 7-4-3

Sacks: R. Okwara 1

FF: None FR: None

TITANS INDIVIDUAL STATISTICS

Rushing	Att	Yds	Avg	Lg	TD
D.Henry	24	147	6.1	33	1
D.Evans	8	30	3.8	9	0
R.Tannehill	3	21	7.0	17	2
L.Woodside	3	-3	-1.0	-1	0
Total	38	195	5.1	33	3

Passing	Att	Cmp	Yds	TD	Lg	IN	Rt
R.Tannehill	27	21	273	3	75	0	145.8
Total	27	21	273	3	75	0	145.8

Receiving	No	Yds	Avg	Lg	TD
J.Smith	5	52	10.4	19	0
A.Brown	5	44	8.8	14	1
C.Davis	4	110	27.5	75	1
D.Evans	2	27	13.5	24	1
D.Henry	2	5	2.5	6	0
A.Firkser	1	20	20.0	20	0
M.Pruitt	1	10	10.0	10	0
J.McNichols	1	5	5.0	5	0
Total	21	273	13.0	75	3

Interceptions	No	Yds	Avg	Lg	TD
K. Byard	1	0	0.0	0	0
Total	1	0	0.0	0	0

Leading Tacklers (Press Box Totals)

D. Long 12-6-6; K. Byard 10-6-4; M. Butler 9-8-1

Sacks: None

FF: D. Jones 1; D. Roberson 1 FR: W. Compton 1; J. Simmons 1

TITANS-PACKERS: GAME SUMMARY



Week 16: Titans 14, Packers 40
Sunday, Dec. 27, 2020 • 7:20 p.m. CT • Lambeau Field



In Week 16 of the 2020 season, the Titans traveled to Green Bay to face the Packers on Sunday Night Football and lost by a score of 40-14.

Green Bay got on the board on their opening possession and never relinquished the lead. Packers QB **Aaron Rodgers** led his team on an eight-play, 60-yard scoring drive that culminated in a five-yard touchdown pass to Packers WR **Davante Adams**, but the extra point attempt was no good as Green Bay took a 6-0 lead.

Green Bay extended the lead in the second quarter with touchdowns on back-to-back possessions. First, Rodgers guided the Packers on an 80-yard drive that ended with a 21-yard touchdown pass to Packers WR **Equanimeous St. Brown**. Green Bay elected to attempt a two-point conversion, but the rush was unsuccessful, 12-0. On the ensuing Titans possession, QB **Ryan Tannehill** was intercepted and Green Bay took possession at the Tennessee 34-yard line. The Packers capitalized on the turnover as Rodgers connected with Adams for a seven-yard touchdown and a 19-0 lead.

Later in the second quarter, the Titans got on the board after a 10-play scoring drive. WR **A.J. Brown** caught two first-down passes to help move the chains before Tannehill threw a 12-yard touchdown to TE **Jonnu Smith** to make it 19-7.

Tennessee began the second half with possession of the ball and quickly doubled their points scored with a five-play scoring drive. Tannehill threw a first-down pass to Brown before taking the ball into the end zone himself with a 45-yard touchdown rush. The Titans cut into Green Bay's lead, 19-14. However, the Packers immediately responded with a touchdown on their next possession. Packers RB **Aaron Jones** broke free for a 59-yard gain to set up an eight-yard touchdown pass from Rodgers to Adams as Green Bay extended the lead, 26-14. Later in the third quarter, Green Bay added another score on a 74-yard scoring drive. Facing a fourth-and-one at the Tennessee 30-yard line, Packers RB **AJ Dillon** took the ball into the end zone for a 30-yard rushing touchdown to give Green Bay a 33-14 advantage.

In the fourth quarter, the Packers tacked on a final touchdown as Dillon found the end zone for a seven-yard touchdown to make it a 40-14 game and hand the Titans a road loss in Green Bay.

SCORING

	1	2	3	4	Final
Tennessee	0	7	7	0	14
Green Bay	6	13	14	7	40

TEAM	SCORING PLAY	TIME
Packers	D.Adams 5 yd. pass from A.Rodgers (kick failed, wl)	1-9:55
Packers	E.St. Brown 21 yd. pass from A.Rodgers (run failed)	2-14:54
Packers	D.Adams 7 yd. pass from A.Rodgers (M.Crosby kick)	2-10:46
Titans	J.Smith 12 yd. pass from R.Tannehill (S.Gostkowski kick)	2-0:37
Titans	R.Tannehill 45 yd. run (S.Gostkowski kick)	3-12:01
Packers	D.Adams 8 yd. pass from A.Rodgers (M.Crosby kick)	3-10:27
Packers	A.Dillon 30 yd. run (M.Crosby kick)	3-3:35
Packers	A.Dillon 7 yd. run (M.Crosby kick)	4-2:25

Missed FGs: None

Attendance: 0

Time of Game: 2:46

Weather: 28°, Snow, wind N 15 mph

Referee: Brad Allen



TEAM STATISTICS

	Titans	Packers
TOTAL FIRST DOWNS	15	27
THIRD DOWN EFFICIENCY	5-11-45%	4-8-50%
FOURTH DOWN EFFICIENCY	0-1-0%	1-2-50%
TOTAL NET YARDS	260	448
Plays - Avg.	55-4.7	63-7.1
NET YARDS RUSHING	156	234
Rushes - Avg.	27-5.8	37-6.3
NET YARDS PASSING	104	214
Sacks - Yards Lost	2-17	1-17
PASS ATT-COMP-INT	26-11-2	25-21-1
PUNTS - Avg.	4-43.5	0-0.0
Net Punting Average	38.5	0.0
PUNT RETURNS - Yards	0-0	0-0
KICKOFF RETURNS - Yards	6-145	2-35
INTERCEPTIONS - Yards	1-3	2-19
PENALTIES Number and Yards	3-15	0-0
FUMBLES - Lost	1-0	1-0
TOUCHDOWNS	2	6
EXTRA POINTS Made-Attempts	2-2	4-6
FIELD GOALS Made-Attempts	0-0	0-0
RED ZONE EFFICIENCY	1-2-50%	4-5-80%
GOAL TO GO EFFICIENCY	0-0-0%	4-4-100%
SAFETIES	0	0
GIVEAWAYS	2	1
TAKEAWAYS	1	2
TIME OF POSSESSION	23:23	36:37

TITANS STARTERS

OFFENSE		DEFENSE	
WR 84	C.Davis	DE 93	T.Tart
TE 81	J.Smith	NT 90	D.Jones
LT 72	D.Quessenberry	DT 98	J.Simmons
LG 76	R.Saffold III	OLB 42	B.Reed
C 60	B.Jones	ILB 54	R.Evans
RG 64	N.Davis	ILB 51	D.Long Jr.
RT 71	D.Kelly	OLB 58	H.Landry III
TE 87	G.Swain	CB 25	A.Jackson
WR 11	A.Brown	SS 24	K.Vaccaro
QB 17	R.Tannehill	FS 31	K.Byard
RB 22	D.Henry	CB 21	M.Butler

PACKERS STARTERS

OFFENSE		DEFENSE	
WR 17	D.Adams	DE 94	D.Lowry
LT 69	D.Bakhtiari	NT 97	K.Clark
LG 74	E.Jenkins	DE 96	K.Keke
C 63	C.Linsley	OLB 91	P.Smith
RG 77	B.Turner	ILB 58	C.Kirksey
RT 71	R.Wagner	ILB 51	K.Barnes
TE 89	M.Lewis	OLB 55	Z.Smith
TE 49	D.Dafney	CB 23	J.Alexander
WR 13	A.Lazard	CB 20	K.King
QB 12	A.Rodgers	S 31	A.Amos
RB 33	A.Jones	S 26	D.Savage

TITANS INDIVIDUAL STATISTICS

Rushing	Att	Yds	Avg	Lg	TD
D.Henry	23	98	4.3	10	0
R.Tannehill	3	55	18.3	45	1
D.Evans	1	3	3.0	3	0
Total	27	156	5.8	45	1

Passing	Att	Cmp	Yds	TD	Lg	IN	Rt
R.Tannehill	24	11	121	1	19	2	40.5
L.Woodside	2	0	0	0	0	0	39.6
Total	26	11	121	1	19	2	37.5

Receiving	No	Yds	Avg	Lg	TD
A.Brown	4	43	10.8	12	0
J.Smith	3	30	10.0	12	1
N.Westbrook-Ikhine	1	19	19.0	19	0
C.Batson	1	12	12.0	12	0
A.Firkser	1	11	11.0	11	0
J.McNichols	1	6	6.0	6	0
Total	11	121	11.0	19	1

Interceptions	No	Yds	Avg	Lg	TD
M. Butler	1	3	3.0	3	0
Total	1	3	3.0	3	0

Leading Tacklers (Press Box Totals)

D. Long 9-8-1; K. Byard 9-6-3; H. Landry 8-3-5

Sacks: W. Ray 1

FF: None FR: None

PACKERS INDIVIDUAL STATISTICS

Rushing	Att	Yds	Avg	Lg	TD
A.Dillon	21	124	5.9	30	2
A.Jones	10	94	9.4	59	0
A.Rodgers	3	19	6.3	14	0
T.Boyle	3	-3	-1.0	-1	0
Total	37	234	6.3	59	2

Passing	Att	Cmp	Yds	TD	Lg	IN	Rt
A.Rodgers	25	21	231	4	32	1	128.1
Total	25	21	231	4	32	1	128.1

Receiving	No	Yds	Avg	Lg	TD
D.Adams	11	142	12.9	32	3
A.Jones	2	14	7.0	9	0
A.Lazard	2	14	7.0	7	0
T.Austin	2	5	2.5	6	0
E.St. Brown	1	21	21.0	21	1
R.Tonyan	1	17	17.0	17	0
D.Dafney	1	13	13.0	13	0
A.Dillon	1	5	5.0	5	0
Total	21	231	11.0	32	4

Interceptions	No	Yds	Avg	Lg	TD
C. Kirksey	1	10	10.0	10	0
D. Savage	1	9	9.0	9	0
Total	2	19	9.5	10	0

Leading Tacklers (Press Box Totals)

K. Barnes 7-5-2; A. Amos 5-4-1; R. Gary 5-3-2

Sacks: Z. Smith 1; C. Kirksey 1

FF: Z. Smith 1 FR: None

TITANS-TEXANS: GAME SUMMARY



Week 17: Titans 41, Texans 38 Sunday, Jan. 3, 2021 • 3:25 p.m. CT • NRG Stadium



GAME RECAP

In Week 17 of the 2020 season, the Titans traveled to Houston for the regular season finale. RB **Derrick Henry** surpassed 2,000 rushing yards on the season and helped Tennessee clinch the AFC South title after defeating the Texans by a score of 41-38.

Tennessee got on the board first after capitalizing on a turnover as DB **Amani Hooker** picked off Texans QB **Deshaun Watson** to give the Titans possession at the Houston 31-yard line. Rookie K **Sam Sloman** converted a 47-yard field goal to make it 3-0. On the following Houston possession, Watson led the Texans on a 72-yard scoring drive that saw Texans K **Ka'imi Fairbairn** convert a 24-yard field goal to tie the game 3-3.

On the first play of the second quarter, Henry took the handoff and raced 52 yards into the end zone for a touchdown as Tennessee pulled ahead, 10-3. On the ensuing Texans possession Watson was sacked twice in the red zone, first by OLB **Brooks Reed** and second by OLB **Harold Landry III**, as the Texans were forced to settle for another field goal to make it 10-6.

Tennessee regained possession and immediately responded as Tannehill connected with WR **A.J. Brown** for a four-yard touchdown to make it 17-6 Titans. On the ensuing drive, the Texans were held to their third field goal of the day as Fairbairn kicked a 28-yarder to make it 17-9 heading into halftime.

The third quarter saw five combined touchdowns by the Titans and Texans. Tennessee opened up the second half with the ball and increased the lead to 24-9 as Henry scored on a six-yard rushing touchdown. As the Texans got the ball back, Watson connected with Texans WR **Brandin Cooks** for a 38-yard touchdown. However, the extra point attempt was no good as Houston inched closer, 24-15. Next, the Titans put together a 77-yard scoring drive with help from a 45-yard rush by Henry, before Tannehill took the ball into the end zone himself for a five-yard touchdown. Tennessee extended the lead, 31-15. Houston then added a touchdown of their own on a three-play scoring drive. Texans RB **David Johnson** rushed twice for 45 yards before Watson connected with Cooks for a 20-yard touchdown. Houston elected to go for a two-point conversion, but the pass failed, 31-21.

On the following Tennessee possession, Texans ILB **Zach Cunningham** forced Henry to fumble and the ball was recovered by Texans DE **Carlos Watkins**. Houston began their drive at the Tennessee 28-yard line and Johnson scored on a one-yard rushing touchdown to make it a 31-28 game.

Houston took a 35-31 lead in the fourth quarter as Watson threw a seven-yard touchdown to Texans TE **Pharaoh Brown**. Trailing by four points, the Titans then compiled a season-long 19-play scoring drive that took 8:32 off the clock and included four third-down conversions culminating in a five-yard rushing score by Tannehill. Tennessee retook the lead, 38-35. However, Houston took possession back with 1:38 remaining in regulation and Watson tossed a 32-yard pass to Johnson to get

the Texans down the field. Fairbairn converted a 51-yard field goal to tie the game 38-38 with 18 seconds remaining in regulation.

Down by three points, the Titans offense took the field and Tannehill quickly threw a field-flipping 52-yard pass to Brown. Then, Sloman's 37-yard game-winning field goal attempt bounced off of the upright and through as time expired to give Tennessee a 41-38 win and the AFC South title.

SCORING

	1	2	3	4	Final
Tennessee	3	14	14	10	41
Houston	3	6	19	10	38

TEAM	SCORING PLAY	TIME
Titans	S.Sloman 47 yd. Field Goal	1-6:41
Texans	K.Fairbairn 24 yd. Field Goal	1-1:42
Titans	D.Henry 52 yd. run (S.Sloman kick)	2-14:51
Texans	K.Fairbairn 43 yd. Field Goal	2-8:15
Titans	A.Brown 4 yd. pass from R.Tannehill (S.Sloman kick)	2-4:29
Texans	K.Fairbairn 28 yd. Field Goal	2-0:10
Titans	D.Henry 6 yd. run (S.Sloman kick)	3-9:53
Texans	B.Cooks 38 yd. pass from D.Watson (kick failed, wr)	3-8:08
Titans	R.Tannehill 5 yd. run (S.Sloman kick)	3-4:29
Texans	B.Cooks 20 yd. pass from D.Watson (pass failed)	3-2:59
Texans	D.Johnson 1 yd. run (K.Fairbairn kick)	3-1:20
Texans	P.Brown 7 yd. pass from D.Watson (K.Fairbairn kick)	4-10:14
Titans	R.Tannehill 5 yd. run (S.Sloman kick)	4-1:42
Texans	K.Fairbairn 51 yd. Field Goal	4-0:18
Titans	S.Sloman 37 yd. Field Goal	4-0:00

Missed FGs: None; Attendance: 12,504; Time of Game: 3:13; Weather: 66°, Sunny, SSW 11 mph; Referee: Shawn Hochuli



TEAM STATISTICS

	Titans	Texans
TOTAL FIRST DOWNS	28	26
THIRD DOWN EFFICIENCY	7-10-70%	5-12-42%
FOURTH DOWN EFFICIENCY	0-1-0%	1-1-100%
TOTAL NET YARDS	492	457
Plays - Avg.	70-7.0	61-7.5
NET YARDS RUSHING	288	96
Rushes - Avg.	41-7.0	17-5.6
NET YARDS PASSING	204	361
Sacks - Yards Lost	2-12	4-24
PASS ATT-COMP-INT	27-18-0	40-29-1
PUNTS - Avg.	1-46.0	1-42.0
Net Punting Average	44.0	42.0
PUNT RETURNS - Yards	0-0	1-2
KICKOFF RETURNS - Yards	1-16	4-95
INTERCEPTIONS - Yards	1-2	0-0
PENALTIES Number and Yards	6-50	6-44
FUMBLES - Lost	2-1	0-0
TOUCHDOWNS	5	4
EXTRA POINTS Made-Attempts	5-5	2-4
RED ZONE EFFICIENCY	4-5-80%	2-5-40%
GOAL TO GO EFFICIENCY	3-3-100%	1-2-50%
SAFETIES	0	0
GIVEAWAYS	1	1
TAKEAWAYS	1	1
TIME OF POSSESSION	31:04	28:56

TITANS STARTERS

OFFENSE		DEFENSE	
WR 84	C.Davis	NT 90	D.Jones
TE 81	J.Smith	DT 98	J.Simmons
LT 72	D.Quessenberry	OLB 57	W.Ray
LG 76	R.Saffold III	ILB 54	R.Evans
C 60	B.Jones	ILB 51	D.Long Jr.
RG 64	N.Davis	OLB 58	H.Landry III
RT 71	D.Kelly	CB 33	D.King II
TE 87	G.Swaim	CB 25	A.Jackson
WR 11	A.Brown	SS 24	K.Vaccaro
QB 17	R.Tannehill	FS 31	K.Byard
RB 22	D.Henry	CB 21	M.Butler

TEXANS STARTERS

OFFENSE		DEFENSE	
QB 4	D.Watson	DE 99	J.Watt
RB 31	D.Johnson	DT 91	C.Watkins
WR 16	K.Coutee	DT 90	R.Blacklock
WR 13	B.Cooks	DE 94	C.Omenihu
TE 87	D.Fells	LB 41	Z.Cunningham
TE 85	P.Brown	LB 50	T.Adams
LT 63	R.Johnson	LB 52	J.Greenard
LG 74	M.Scharping	CB 35	K.Crossen
C 66	N.Martin	CB 26	V.Hargreaves
RG 73	Z.Fulton	S 33	A.Moore
RT 67	C.Heck	S 32	L.Johnson

TITANS INDIVIDUAL STATISTICS

Rushing	Att	Yds	Avg	Lg	TD
D.Henry	34	250	7.4	52	2
R.Tannehill	7	38	5.4	11	2
Total	41	288	7.0	52	4

Passing	Att	Cmp	Yds	TD	Lg	IN	Rt
R.Tannehill	27	18	216	1	52	0	103.3
Total	27	18	216	1	52	0	103.3

Receiving	No	Yds	Avg	Lg	TD
A.Brown	10	151	15.1	52	1
C.Davis	5	39	7.8	19	0
A.Firkser	2	18	9.0	12	0
J.Smith	1	8	8.0	8	0
Total	18	216	12.0	52	1

Interceptions	No	Yds	Avg	Lg	TD
A.Hooker	1	2	2.0	2	0
Total	1	2	2.0	2	0

Leading Tacklers (Coaching Totals)

D. Long 8-3-5; K. Vaccaro 7-5-2; M. Butler 6-5-1

Sacks: H. Landry 1; B. Reed 1; D. King 1; J. Crawford 1

FF: None FR: None

TEXANS INDIVIDUAL STATISTICS

Rushing	Att	Yds	Avg	Lg	TD
D.Johnson	14	84	6.0	26	1
D.Watson	3	12	4.0	7	0
Total	17	96	5.6	26	1

Passing	Att	Cmp	Yds	TD	Lg	IN	Rt
D.Watson	39	28	365	3	42	1	115.9
A.McCarron	1	1	20	0	20	0	118.8
Total	40	29	385	3	42	1	117.2

Receiving	No	Yds	Avg	Lg	TD
B.Cooks	11	166	15.1	38	2
K.Coutee	6	90	15.0	42	0
P.Brown	5	48	9.6	14	1
D.Johnson	3	36	12.0	32	0
C.Hansen	2	16	8.0	12	0
S.Mitchell	1	20	20.0	20	0
J.Akins	1	9	9.0	9	0
Total	29	385	13.3	42	3

Interceptions: None

Leading Tacklers (Press Box Totals)

Z. Cunningham 13-8-5; A. Moore 10-4-6; J. Greenard 9-5-4

Sacks: C. Omenihu 1; C. Watkins 1
FF: Z. Cunningham 1; A. Moore 1 FR: C. Watkins 1



TENNESSEE
TITANS

**MISCELLANEOUS
STATISTICS**

TENNESSEE TITANS RECORD WHEN ...

	2020		2019		2018		2017		2016		2015		2014		2013		2012		2011		10-YR. TOTAL		
	W	L	W	L	W	L	W	L	W	L	W	L	W	L	W	L	W	L	W	L	W	L	Pct.
Overall Record	11	5	9	7	9	7	9	7	9	7	3	13	2	14	7	9	6	10	9	7	74	86	0.463
Home	5	3	4	4	6	2	6	2	5	3	1	7	1	7	3	5	4	4	5	3	40	40	0.500
Away	6	2	5	3	3	5	3	5	4	4	2	6	1	7	4	4	2	6	4	4	34	46	0.425
By Month																							
September	3	0	2	2	3	1	2	1	1	2	1	2	1	3	3	1	1	3	2	1	19	16	0.543
October	2	1	2	2	0	3	2	2	3	2	0	3	1	3	0	3	2	2	2	2	14	23	0.378
November	3	2	2	1	2	2	3	1	2	2	1	4	0	4	2	2	1	2	2	2	18	22	0.450
December	2	2	3	2	4	1	2	3	2	1	1	3	0	4	2	3	2	3	2	2	20	24	0.455
January	1	0	0	0	0	0	0	0	1	0	0	1	0	0	0	0	0	0	1	0	3	1	0.750
vs. AFC	8	4	7	5	5	7	8	4	6	6	1	11	2	10	6	6	5	7	7	5	55	65	0.458
South	5	1	3	3	3	3	5	1	2	4	1	5	1	5	2	4	1	5	3	3	26	34	0.433
East	1	0	0	1	2	2	0	1	1	0	0	4	0	1	1	0	3	1	1	0	9	10	0.474
West	1	0	3	1	0	1	0	1	2	2	0	1	1	0	2	2	0	1	1	0	10	9	0.526
North	1	3	1	0	0	1	3	1	1	0	0	1	0	4	1	0	1	0	2	2	10	12	0.455
vs. NFC	3	1	2	2	4	0	1	3	3	1	2	2	0	4	1	3	1	3	2	2	19	21	0.475
South	0	0	2	2	0	0	0	0	0	0	2	2	0	0	0	0	0	0	2	2	6	6	0.500
East	0	0	0	0	4	0	0	0	0	0	0	0	0	4	0	0	0	0	0	0	4	4	0.500
North	3	1	0	0	0	0	0	0	3	1	0	0	0	0	0	0	1	3	0	0	7	5	0.583
West	0	0	0	0	0	0	1	3	0	0	0	0	0	0	1	3	0	0	0	0	2	6	0.250
Playing Conditions																							
On grass	8	4	6	7	7	4	8	6	8	5	2	9	2	11	6	7	5	8	8	5	60	66	0.476
On synthetic grass	3	1	3	0	2	3	1	1	1	2	1	4	0	3	1	2	1	2	1	2	14	20	0.412
Outdoors	9	5	7	7	9	5	9	6	8	5	2	11	2	14	6	7	6	7	8	5	66	72	0.478
Indoors	2	0	2	0	0	2	0	1	1	2	1	2	0	0	1	2	0	3	1	2	8	14	0.364
Day	9	3	9	6	7	5	8	6	8	7	3	12	2	12	7	8	4	10	9	7	66	76	0.465
Night	2	2	0	1	2	2	1	1	1	0	0	1	0	2	0	1	2	0	0	0	8	10	0.444
Temp. 85 or higher	0	0	0	1	1	1	1	1	1	1	0	0	0	0	0	0	0	1	0	1	3	6	0.333
Temp. 32 or lower	0	1	0	0	0	0	1	0	1	0	0	0	0	1	0	1	0	1	0	0	2	4	0.333
In white jerseys	7	1	4	5	5	4	2	4	3	6	1	6	2	13	5	3	2	6	5	3	36	51	0.414
In navy jerseys	3	2	3	1	3	2	6	1	4	1	2	6	0	1	0	2	-	-	-	-	21	16	0.568
In light blue jerseys	1	2	2	1	1	1	1	2	2	0	0	1	0	0	2	4	4	4	4	4	17	19	0.472
Following a win	6	4	4	4	6	3	5	3	3	5	0	3	0	2	2	4	1	4	4	4	31	36	0.463
Following a loss	4	1	4	3	3	3	4	3	6	1	2	10	1	12	4	5	5	5	5	2	38	45	0.458
Win coin toss	2	3	6	3	4	0	4	4	6	5	2	5	2	10	4	3	3	7	6	5	39	45	0.464
Lose coin toss	9	2	3	4	5	7	5	3	3	2	1	8	0	4	3	6	3	3	3	2	35	41	0.461
Titans score on 1st drive	7	1	3	0	5	3	5	1	3	2	1	3	0	2	4	4	3	5	3	1	34	22	0.607
Opp. scores on 1st drive	1	4	6	2	3	4	3	4	2	6	1	6	1	6	3	4	5	4	1	4	26	44	0.371
Titans score first	10	1	3	1	6	3	7	1	6	3	2	5	0	5	3	4	4	4	5	2	46	29	0.613
Opponent scores first	1	4	6	6	3	4	2	6	3	4	1	8	2	9	4	5	2	6	4	5	28	57	0.329
Lead after 1 quarter	7	1	2	1	7	2	5	0	6	1	2	2	0	5	2	4	2	0	6	1	39	17	0.696
Tied after 1 quarter	2	0	5	3	0	0	3	2	1	0	0	3	1	1	1	1	2	2	1	0	16	12	0.571
Trail after 1 quarter	2	4	2	3	2	5	1	5	2	6	1	8	1	8	4	4	2	8	2	6	19	57	0.250
Lead at half	8	1	5	1	4	0	6	1	7	1	2	2	2	5	2	4	6	2	7	2	49	19	0.721
Tied at half	1	0	3	0	2	0	1	1	0	0	0	1	0	1	2	1	0	0	2	0	11	4	0.733
Trail at half	2	4	1	6	3	7	2	5	2	6	1	10	0	8	3	4	0	8	0	5	14	63	0.182

	2020		2019		2018		2017		2016		2015		2014		2013		2012		2011		10-YR. TOTAL		
	W	L	W	L	W	L	W	L	W	L	W	L	W	L	W	L	W	L	W	L	W	L	Pct.
Lead after 3 quarters	8	0	5	1	6	0	6	1	7	0	2	3	2	3	4	0	5	1	7	2	52	11	0.825
Tied after 3 quarters	1	0	2	1	0	0	1	2	0	0	0	0	0	0	1	1	0	0	0	0	5	4	0.556
Trail after 3 quarters	2	5	2	5	3	7	2	4	2	7	1	10	0	11	2	8	1	9	2	5	17	71	0.193
Outcome 7 points or less	7	2	3	3	4	3	6	4	6	3	2	6	1	4	6	5	4	3	5	4	44	37	0.543
Outcome 3 points or less	4	1	2	2	3	2	2	1	4	0	1	4	1	3	1	3	3	0	2	1	23	17	0.575
In Overtime	2	0	0	0	1	0	1	0	0	0	1	0	0	0	0	2	1	1	0	0	6	3	0.667
Score 20 or more points	10	3	9	3	7	1	7	2	6	3	3	3	1	4	5	5	5	2	8	0	61	26	0.701
Allow 20 or fewer points	4	0	6	4	7	2	7	2	5	1	1	4	2	2	6	1	3	1	8	1	49	18	0.731
Outgain opponent	7	1	4	4	6	1	5	1	5	3	3	4	1	3	5	4	3	4	5	2	44	27	0.620
Even yardage	0	0	0	0	0	0	0	0	0	0	0	0	0	0	1	0	0	0	0	0	1	0	0.000
Out-rush opponent	9	2	8	3	5	1	8	1	8	4	3	4	1	2	6	2	4	2	5	0	57	21	0.731
Out-pass opponent	4	1	2	3	3	2	2	3	2	3	2	5	1	6	3	5	1	4	5	3	25	35	0.417
+ Turnover Margin	7	1	5	3	4	1	4	0	5	2	2	1	2	1	5	1	4	1	5	0	43	11	0.796
Even turnover margin	3	1	3	0	5	0	4	3	2	1	0	5	0	3	2	1	1	3	3	4	23	21	0.523
- Turnover margin	1	3	1	4	0	6	1	4	2	4	1	7	0	10	0	7	1	6	1	3	8	54	0.129
Titans 300+ yards	10	2	7	4	6	3	5	4	7	6	3	3	1	9	6	5	3	6	9	4	57	46	0.553
Titans -300 yards	1	3	2	3	3	4	4	3	2	1	0	10	1	5	1	4	3	4	0	3	17	40	0.298
Titans 30+ rushes	10	1	5	0	6	1	6	0	5	1	2	1	1	1	5	2	3	0	4	0	47	7	0.870
Titans -30 rushes	1	4	4	7	3	6	3	7	4	6	1	12	1	13	2	7	3	10	5	7	27	79	0.255
Time of poss. 30:00 +	7	0	1	2	6	2	6	1	7	4	3	6	1	4	6	4	2	2	6	1	45	26	0.634
Time of poss. - 30:00	4	5	8	5	3	5	3	6	2	3	0	7	1	10	1	5	4	8	3	6	29	60	0.326
Have 100-yard rusher	8	2	6	0	2	0	3	0	3	2	1	0	0	0	2	0	3	2	4	0	32	6	0.842
(D. Henry)	8	2	6	0	2	0	2	0	0	0	-	-	-	-	-	-	-	-	-	-	18	2	0.900
(C. Johnson)	-	-	-	-	-	-	-	-	-	-	-	-	-	-	2	0	3	2	4	0	9	2	0.818
(M. Mariota)	-	-	0	0	0	0	0	0	0	0	1	0	-	-	-	-	-	-	-	-	1	0	1.000
(D. Murray)	-	-	-	-	-	1	0	3	2	-	-	-	-	-	-	-	-	-	-	-	4	2	0.667
Have 100-yard receiver	8	3	4	1	3	1	0	1	4	1	2	2	0	4	4	2	1	1	3	4	29	20	0.592
(K. Britt)	-	-	-	-	-	-	-	-	-	-	-	-	-	-	0	0	0	1	1	1	1	2	0.333
(A. Brown)	3	1	4	1	-	-	-	-	-	-	-	-	-	-	-	-	-	-	-	-	7	2	0.778
(J. Cook)	-	-	-	-	-	-	-	-	-	-	-	-	-	-	-	-	0	0	1	1	1	1	0.500
(C. Davis)	3	2	0	0	2	0	0	0	-	-	-	-	-	-	-	-	-	-	-	-	5	2	0.714
(A. Firkser)	1	0	0	0	0	0	-	-	-	-	-	-	-	-	-	-	-	-	-	-	1	0	1.000
(D. Green-Beckham)	-	-	-	-	-	-	-	-	-	-	1	1	-	-	-	-	-	-	-	-	1	1	0.500
(J. Hunter)	-	-	-	-	-	-	-	-	-	-	0	0	0	0	1	1	-	-	-	-	1	1	0.500
(R. Matthews)	-	-	-	-	0	0	0	1	2	1	-	-	-	-	-	-	-	-	-	-	2	2	0.500
(K. Raymond)	1	0	0	0	-	-	-	-	-	-	-	-	-	-	-	-	-	-	-	-	1	0	1.000
(T. Sharpe)	-	-	0	0	0	1	0	0	0	0	-	-	-	-	-	-	-	-	-	-	0	1	0.000
(T. Taylor)	-	-	-	-	1	0	0	0	-	-	-	-	-	-	-	-	-	-	-	-	1	0	1.000
(D. Walker)	-	-	0	0	0	0	0	0	1	0	0	1	0	2	0	0	-	-	-	-	1	3	0.250
(N. Washington)	-	-	-	-	-	-	-	-	-	-	-	-	0	1	3	0	1	0	0	2	4	3	0.571
(D. Williams)	-	-	-	-	-	-	-	-	-	-	-	-	-	-	0	0	0	0	1	0	1	0	1.000
(K. Wright)	-	-	-	-	-	-	-	1	0	1	0	0	1	1	1	1	0	0	-	-	3	2	0.600
Have 300-yard passer	2	1	2	2	1	1	1	1	0	1	1	1	0	1	1	2	1	1	3	0	12	11	0.522
(R. Fitzpatrick)	-	-	-	-	-	-	-	-	-	-	-	-	-	-	1	1	-	-	-	-	1	1	0.500
(M. Hasselbeck)	-	-	-	-	-	-	-	-	-	-	-	-	-	-	0	0	0	0	3	0	3	0	1.000
(J. Locker)	-	-	-	-	-	-	-	-	-	-	-	-	0	0	0	1	1	1	0	0	1	2	0.333
(M. Mariota)	-	-	0	1	1	1	1	1	0	1	1	1	-	-	-	-	-	-	-	-	3	5	0.375
(R. Tannehill)	2	1	2	1	-	-	-	-	-	-	-	-	-	-	-	-	-	-	-	-	4	2	0.667
(Z. Mettenberger)	-	-	-	-	-	-	-	-	-	-	0	0	0	1	-	-	-	-	-	-	0	1	0.000
Oppon. 100-yard rusher	2	1	0	2	1	2	0	1	0	1	0	3	0	7	1	1	1	2	2	4	7	24	0.226
Oppon. 100-yard receiver	5	2	5	3	3	3	2	4	5	4	2	5	1	6	0	3	3	5	0	3	26	38	0.406
Oppon. 300-yard passer	4	2	5	0	2	1	2	2	5	2	2	1	1	3	0	1	1	1	1	2	23	15	0.605

2020 TENNESSEE TITANS SUPERLATIVES

TITANS

LONGEST RUN FROM SCRIMMAGE:	94t	by Derrick Henry vs. Houston, 10/18
LONGEST PASS COMPLETION:	75t	by Ryan Tannehill to Corey Davis vs. Detroit, 12/20
LONGEST PUNT RETURN:	40	by Kalif Raymond vs. Buffalo, 10/13
LONGEST KICKOFF RETURN:	42t	by A.J. Brown at Indianapolis, 11/29
LONGEST INTERCEPTION RETURN:	68	by Malcolm Butler vs. Buffalo, 10/13
LONGEST PUNT:	66	by Brett Kern at Denver, 9/14
LONGEST FIELD GOAL:	55	by Stephen Gostkowski at Minnesota, 9/27
MOST RUSHING ATTEMPTS:	34	by Derrick Henry at Houston, 1/3
MOST YARDS RUSHING:	250	by Derrick Henry at Houston, 1/3
MOST PASSES ATTEMPTED:	45	by Ryan Tannehill vs. Cleveland, 12/6
MOST YARDS PASSING:	389	by Ryan Tannehill vs. Cleveland, 12/6
MOST PASSES CAUGHT:	11	by Corey Davis vs. Cleveland, 12/6
MOST YARDS ON RECEPTIONS:	182	by Corey Davis vs. Cleveland, 12/6
MOST TOUCHDOWN PASSES:	4	Twice, last by Ryan Tannehill vs. Houston, 10/18
MOST INTERCEPTIONS THROWN:	2	by Ryan Tannehill at Green Bay, 12/27
MOST RUSHING TOUCHDOWNS:	3	by Derrick Henry at Indianapolis, 11/29
MOST TOUCHDOWN RECEPTIONS:	2	Three times, last by A.J. Brown vs. Houston, 10/18

OPPONENTS

LONGEST RUN FROM SCRIMMAGE:	59	by Aaron Jones at Green Bay, 12/27
LONGEST PASS COMPLETION:	75t	by Baker Mayfield to Donovan Peoples-Jones vs. Cleveland, 12/6
LONGEST PUNT RETURN:	57	by Ray-Ray McCloud vs. Pittsburgh, 10/25
LONGEST KICKOFF RETURN:	49	by Brandon Wilson at Cincinnati, 11/1
LONGEST INTERCEPTION RETURN:	25	by Tyus Bowser at Baltimore, 11/22
LONGEST PUNT:	71	by Corey Bojorquez vs. Buffalo, 10/13
LONGEST FIELD GOAL:	53	Twice, last by Matt Prater vs. Detroit, 12/20
MOST RUSHING ATTEMPTS:	22	by Dalvin Cook at Minnesota, 9/27
MOST YARDS RUSHING:	181	by Dalvin Cook at Minnesota, 9/27
MOST PASSES ATTEMPTED:	52	by Nick Foles vs. Chicago, 11/8
MOST YARDS PASSING:	365	by Deshaun Watson at Houston, 1/3
MOST PASSES CAUGHT:	11	Twice, last by Brandin Cooks at Houston, 1/3
MOST YARDS ON RECEPTIONS:	175	by Justin Jefferson at Minnesota, 9/27
MOST TOUCHDOWN PASSES:	4	Three times, last by Aaron Rodgers at Green Bay, 12/27
MOST INTERCEPTIONS THROWN:	3	by Ben Roethlisberger vs. Pittsburgh, 10/25
MOST RUSHING TOUCHDOWNS:	2	Three times, last by AJ Dillon at Green Bay, 12/27
MOST TOUCHDOWN RECEPTIONS:	3	by Davante Adams at Green Bay, 12/27

TITANS HIGHS AND LOWS

	<u>HIGH</u>		<u>LOW</u>	
POINTS:	46	vs. Detroit, 12/20	14	at Green Bay, 12/27
FIRST DOWNS:	31	vs. Houston, 10/18	11	vs. Chicago, 11/8
NET RUSHING YARDS:	288	at Houston, 1/3	62	vs. Cleveland, 12/6
NET PASSING YARDS:	369	vs. Cleveland, 12/6	104	at Green Bay, 12/27
TOTAL OFFENSE:	607	vs. Houston, 10/18	228	vs. Chicago, 11/8
TOTAL PLAYS:	78	at Denver, 9/14	55	Twice, last at Green Bay, 12/27
RUSHING ATTEMPTS:	45	at Indianapolis, 11/29	18	vs. Cleveland, 12/6
PASSING ATTEMPTS:	45	vs. Cleveland, 12/6	21	vs. Chicago, 11/8
PASSES COMPLETED:	30	vs. Houston, 10/18	10	vs. Chicago, 11/8
PASSES HAD INT.:	2	at Green Bay, 12/27	0	10 times, last at Houston, 1/3
FUMBLES LOST:	2	vs. Cleveland, 12/6	0	12 times, last at Green Bay, 12/27
NUMBER OF PENALTIES:	9	at Indianapolis, 11/29	3	Three times, last at Green Bay, 12/27
YARDS PENALIZED:	78	at Jacksonville, 12/13	15	at Green Bay, 12/27
TIME OF POSSESSION:	35:33	at Indianapolis, 11/29	23:14	vs. Cleveland, 12/6

OPPONENTS HIGHS AND LOWS

	<u>HIGH</u>		<u>LOW</u>
POINTS:	41	vs. Cleveland, 12/6	10
FIRST DOWNS:	30	vs. Jacksonville, 9/20	19
NET RUSHING YARDS:	234	at Green Bay, 12/27	56
NET PASSING YARDS:	361	at Houston, 1/3	177
TOTAL OFFENSE:	480	vs. Jacksonville, 9/20	306
TOTAL PLAYS:	75	vs. Chicago, 11/8	59
RUSHING ATTEMPTS:	37	at Green Bay, 12/27	15
PASSING ATTEMPTS:	54	at Jacksonville, 12/13	25
PASSES COMPLETED:	36	vs. Chicago, 11/8	16
PASSES HAD INT.:	3	vs. Pittsburgh, 10/25	0
FUMBLES LOST:	2	Twice, last vs. Detroit, 12/20	0
NUMBER OF PENALTIES:	13	vs. Cleveland, 12/6	0
YARDS PENALIZED:	92	vs. Cleveland, 12/6	0
TIME OF POSSESSION:	36:46	vs. Cleveland, 12/6	24:27
			at Jacksonville, 12/13
			at Denver, 9/14
			Twice, last at Indianapolis, 11/29
			at Baltimore, 11/22
			at Baltimore, 11/22
			at Denver, 9/14
			at Jacksonville, 12/13
			at Green Bay, 12/27
			at Minnesota, 9/27
			Six times, last vs. Cleveland, 12/6
			10 times, last at Houston, 1/3
			at Green Bay, 12/27
			at Green Bay, 12/27
			at Indianapolis, 11/29

TURNOVER ANALYSIS

PLUS-MINUS TURNOVER RATIO

	<u>Takeaways</u>	<u>Turnovers</u>	<u>Ratio</u>
1 st Half	7	7	0
1 st quarter	4	2	+2
2 nd quarter	3	5	-2
2 nd Half	16	5	+11
3 rd quarter	8	3	+5
4 th quarter	8	2	+6
Overtime	0	0	0
Totals	23	12	+11

GAME-BY-GAME TURNOVER RATIO

<u>Date</u>	<u>Opponent</u>	<u>Takeaways</u>	<u>Turnovers</u>	<u>Ratio</u>	<u>Result</u>
9/14	at Denver	1	0	+1	W
9/20	vs. Jacksonville	2	0	+2	W
9/27	at Minnesota	3	1	+2	W
10/13	vs. Buffalo	3	0	+3	W
10/18	vs. Houston	0	2	-2	W
10/25	vs. Pittsburgh	3	0	+3	L
11/1	at Cincinnati	0	1	-1	L
11/8	vs. Chicago	2	0	+2	W
11/12	vs. Indianapolis	0	0	0	L
11/22	at Baltimore	1	1	0	W
11/29	at Indianapolis	1	0	+1	W
12/6	vs. Cleveland	1	3	-2	L
12/13	at Jacksonville	1	1	0	W
12/20	vs. Detroit	3	0	+3	W
12/27	at Green Bay	1	2	-1	L
1/3	at Houston	1	1	0	W

FUMBLES

<u>Player</u>	<u>Fumbles</u>	<u>Lost</u>
Ryan Tannehill	6	1
Derrick Henry	3	2
A.J. Brown	2	1
Corey Davis	1	1
Cameron Batson	1	0
Beau Brinkley	1	0
Jamil Douglas	1	0
TOTALS	15	5
OPPONENTS	21	8

LONGEST 2020 SCORING DRIVES

Most Plays:	Titans	19	at Houston, 1/3, 75 yards, 8:32, TD
	Opponent	16	vs. Pittsburgh, 10/25, 75 yards, 9:18, TD
Most Yards:	Titans	94	vs. Houston, 10/18, 1 play, :14, TD
	Opponent	94	at Indianapolis, 11/29, 11 plays, 3:21, TD
Most Time:	Titans	8:32	at Houston, 1/3, 19 plays, 75 yards, TD
	Opponent	9:18	vs. Pittsburgh, 10/25, 16 plays, 75 yards, TD

BIG PLAYS (30 OR MORE YARDS FROM SCRIMMAGE)

TITANS BIG PLAYS

1. 63 -yard pass from Ryan Tannehill to Jonnu Smith vs. Jacksonville, 9/20
2. 44 -yard pass from Ryan Tannehill to Kalif Raymond at Minnesota, 9/27
3. 38 -yard pass from Ryan Tannehill to Corey Davis at Minnesota, 9/27
4. 61 -yard pass from Ryan Tannehill to Kalif Raymond at Minnesota, 9/27
5. 34 -yard run by Derrick Henry vs. Houston, 10/18
6. 45 -yard pass from Ryan Tannehill to Anthony Firkser vs. Houston, 10/18
7. 94 -yard touchdown run by Derrick Henry vs. Houston, 10/18
8. 53 -yard pass from Ryan Tannehill to Derrick Henry vs. Houston, 10/18
9. 73 -yard touchdown pass from Ryan Tannehill to A.J. Brown vs. Pittsburgh, 10/25
10. 38 -yard pass from Ryan Tannehill to A.J. Brown vs. Chicago, 11/8
11. 40 -yard touchdown pass from Ryan Tannehill to A.J. Brown vs. Chicago, 11/8
12. 30 -yard pass from Ryan Tannehill to Jonnu Smith vs. Chicago, 11/8
13. 50 -yard pass from Ryan Tannehill to Corey Davis at Baltimore, 11/22
14. 69 -yard touchdown pass from Ryan Tannehill to A.J. Brown at Indianapolis, 11/29
15. 31 -yard run by Derrick Henry at Indianapolis, 11/29
16. 37 -yard pass from Ryan Tannehill to Corey Davis at Indianapolis, 11/29
17. 40 -yard pass from Ryan Tannehill to A.J. Brown vs. Cleveland, 12/6
18. 43 -yard pass from Ryan Tannehill to Corey Davis vs. Cleveland, 12/6
19. 37 -yard touchdown pass from Ryan Tannehill to A.J. Brown at Jacksonville, 12/13
20. 36 -yard touchdown run by Derrick Henry at Jacksonville, 12/13
21. 47 -yard run by Derrick Henry at Jacksonville, 12/13
22. 75 -yard touchdown pass from Ryan Tannehill to Corey Davis vs. Detroit, 12/20
23. 33 -yard run by Derrick Henry vs. Detroit, 12/20
24. 45 -yard touchdown run by Ryan Tannehill at Green Bay, 12/27
25. 52 -yard touchdown run by Derrick Henry at Houston, 1/3
26. 45 -yard run by Derrick Henry at Houston, 1/3
27. 52 -yard pass from Ryan Tannehill to A.J. Brown at Houston, 1/3

OPPONENTS BIG PLAYS

1. 31 -yard pass from Drew Lock to Noah Fant at Denver, 9/14
2. 45 -yard pass from Gardner Minshew II to DJ Chark Jr. vs. Jacksonville, 9/20
3. 39 -yard run by James Robinson vs. Jacksonville, 9/20
4. 39 -yard touchdown run by Dalvin Cook at Minnesota, 9/27
5. 31 -yard pass from Kirk Cousins to Justin Jefferson at Minnesota, 9/27
6. 33 -yard pass from Kirk Cousins to Justin Jefferson at Minnesota, 9/27
7. 39 -yard run by Dalvin Cook at Minnesota, 9/27
8. 71 -yard touchdown pass from Kirk Cousins to Justin Jefferson at Minnesota, 9/27
9. 34 -yard run by T.J. Yeldon vs. Buffalo, 10/13
10. 35 -yard pass from Deshaun Watson to Darren Fells vs. Houston, 10/18
11. 53 -yard touchdown pass from Deshaun Watson to Will Fuller V vs. Houston, 10/18
12. 34 -yard pass from Nick Foles to Anthony Miller vs. Chicago, 11/8
13. 30 -yard pass from Philip Rivers to Michael Pittman Jr. vs. Indianapolis, 11/12
14. 40 -yard pass from Philip Rivers to Michael Pittman Jr. vs. Indianapolis, 11/12
15. 30 -yard pass from Lamar Jackson to Mark Andrews at Baltimore, 11/22
16. 31 -yard touchdown pass from Lamar Jackson to Mark Andrews at Baltimore, 11/22
17. 50 -yard pass from Philip Rivers to T.Y. Hilton at Indianapolis, 11/29
18. 35 -yard pass from Baker Mayfield to Rashard Higgins vs. Cleveland, 12/6
19. 75 -yard touchdown pass from Baker Mayfield to Donovan Peoples-Jones vs. Cleveland, 12/6
20. 47 -yard run by James Robinson at Jacksonville, 12/13
21. 44 -yard pass from Matthew Stafford to Hunter Bryant vs. Detroit, 12/20
22. 39 -yard pass from Matthew Stafford to Marvin Jones Jr. vs. Detroit, 12/20
23. 36 -yard pass from Matthew Stafford to Quintez Cephus vs. Detroit, 12/20
24. 59 -yard run by Aaron Jones at Green Bay, 12/27
25. 30 -yard touchdown run by AJ Dillon at Green Bay, 12/27
26. 32 -yard pass from Aaron Rodgers to Davante Adams at Green Bay, 12/27
27. 42 -yard pass from Deshaun Watson to Keke Coutee at Houston, 1/3
28. 38 -yard touchdown pass from Deshaun Watson to Brandin Cooks at Houston, 1/3
29. 32 -yard pass from Deshaun Watson to David Johnson at Houston, 1/3

INACTIVE PLAYERS

Date	Opponent	Inactive Players
9/14	at Denver	Beasley Jr., Douglas, D. Evans, Murchison, Roberson, Swaim, Westbrook-Ikhine
9/20	vs. Jacksonville	Beasley Jr., A. Brown, Douglas, D. Evans, Mack, Roberson, Swaim
9/27	at Minnesota	Brewer, A. Brown, Dickerson, C. Jackson, Roberson, Swaim
10/13	vs. Buffalo	Correa, Fulton, Munyer, Roberson
10/18	vs. Houston	Compton, Dickerson, C. Jackson, Munyer, Wilson
10/25	vs. Pittsburgh	Dickerson, Kalu, Long Jr., Munyer, Roberson, Wilson
11/1	at Cincinnati	Cruikshank, Dickerson, Munyer, Roberson, T. Smith, Swaim, Wilson
11/8	vs. Chicago	Clowney, Dickerson, Humphries, Orr, Swaim, Wilson
11/12	vs. Indianapolis	Allen, Dickerson, Humphries, A. Jackson, Orzech, Pruitt, Wilson
11/22	at Baltimore	Humphries, A. Jackson, Murchison, Orzech, Pruitt, Saffold, Vaccaro
11/29	at Indianapolis	Humphries, A. Jackson, Murchison, Orzech, Pruitt
12/6	vs. Cleveland	A. Jackson, Murchison, J. Smith, Westbrook-Ikhine
12/13	at Jacksonville	D. Evans, Foreman, A. Jackson, Ray, Vaccaro
12/20	vs. Detroit	Foreman, Fulton, Munyer, Murchison, Reed, Swaim, Vaccaro
12/27	at Green Bay	Foreman, Fulton, Murchison, Orr, Perry, Roberson
1/3	at Houston	Foreman, C. Jackson, Orr, Perry, Roberson

DRIVE ENGINEERING TITANS

QB	Game	Drives Started	Drives Ended By . . .									Points Yield	Points/ Drive	Drive Eff.
			TD	FG	FGA	PNT	DWN	TRN	SAF	GM	HLF			
Tannehill	9/14 at DEN	10	2	1	4	4	0	0	0	0	0	16	1.6	30.0%
	9/20 JAX	10	4	2	2	3	0	0	0	1	0	33	3.3	60.0%
	9/27 at MIN	13	2	6	6	3	0	1	0	1	0	31	2.4	61.5%
	10/13 BUF	9	6	0	0	3	0	0	0	0	0	42	4.7	66.7%
	10/18 HOU	11	6	0	2	1	0	2	0	0	0	42	3.8	54.5%
	10/25 PIT	10	3	1	2	4	1	0	0	0	0	24	2.4	40.0%
	11/1 at CIN	9	3	0	1	2	0	1	0	1	1	20	2.2	33.3%
	11/8 CHI	12	2	1	1	8	0	0	0	1	0	17	1.4	25.0%
	11/12 IND	8	2	1	2	3	1	0	0	0	0	17	2.1	37.5%
	11/22 at BAL	10	3	3	3	2	0	1	0	0	1	30	3.0	60.0%
	11/29 at IND	11	6	1	1	4	0	0	0	0	0	45	4.1	63.6%
	12/6 CLE	12	5	0	0	3	1	3	0	0	0	35	2.9	41.7%
	12/13 at JAX	10	4	1	1	3	1	1	0	0	0	31	3.1	50.0%
12/20 DET	9	6	1	1	1	0	0	1	0	0	46	5.1	77.8%	
12/27 at GB	8	2	0	0	3	1	2	0	0	0	14	1.8	25.0%	
1/3 at HOU	11	5	2	2	1	1	1	0	0	1	41	3.7	63.6%	
TANNEHILL TOTALS		163	61	20	28	48	6	12	1	4	3	484	3.0	49.7%
Woodside	11/12 IND	1	0	0	0	0	0	0	0	1	0	0	0.0	0.0%
	11/29 at IND	1	0	0	0	0	0	0	0	1	0	0	0.0	0.0%
	12/13 at JAX	1	0	0	0	1	0	0	0	0	0	0	0.0	0.0%
	12/20 DET	1	0	0	0	0	0	0	0	1	0	0	0.0	0.0%
	12/27 at GB	1	0	0	0	1	0	0	0	0	0	0	0.0	0.0%
WOODSIDE TOTALS		5	0	0	0	2	0	0	0	3	0	0	0.0	0.0%
TEAM TOTALS		168	61	20	28	50	6	12	1	7	3	484	2.9	48.2%

OPPONENTS

QB	Game	Drives Started	Drives Ended By . . .									Points Yield	Points/ Drive	Drive Eff.
			TD	FG	FGA	PNT	DWN	TRN	SAF	GM	HLF			
Lock	9/14 at DEN	11	2	0	0	5	1	1	0	1	1	14	1.3	18.2%
Minshew II	9/20 JAX	9	4	1	1	2	0	2	0	0	0	30	3.3	55.6%
Cousins	9/27 at MIN	13	4	1	2	3	0	3	0	0	1	30	2.3	38.5%
Allen/Barkley	10/13 BUF	10	2	1	1	2	0	3	0	1	1	16	1.6	30.0%
Watson	10/18 HOU	11	5	1	1	4	0	0	0	0	1	36	3.3	54.5%
Roethlisberger	10/25 PIT	11	3	2	2	2	0	3	0	1	0	27	2.5	45.5%
Burrow	11/1 at CIN	8	4	1	1	3	0	0	0	0	0	31	3.9	62.5%
Foles	11/8 CHI	13	2	1	1	6	1	2	0	0	1	17	1.3	23.1%
Rivers	11/12 IND	8	3	2	2	1	2	0	0	0	0	27	3.4	62.5%
Jackson	11/22 at BAL	10	2	3	3	3	0	1	0	0	1	24	2.4	50.0%
Rivers/Brissett	11/29 at IND	12	4	0	0	5	1	1	0	0	1	26	2.2	33.3%
Mayfield	12/6 CLE	12	5	2	2	3	0	1	0	1	0	41	3.4	58.3%
Glennon/Minshew II	12/13 at JAX	11	1	1	2	4	2	1	0	1	0	10	0.9	18.2%
Stafford/Daniel	12/20 DET	9	3	1	1	1	1	3	0	0	0	23	2.6	44.4%
Rodgers/Boyle	12/27 at GB	10	6	0	0	0	1	1	0	1	1	40	4.0	60.0%
Watson	1/3 at HOU	10	4	4	4	1	0	1	0	0	0	38	3.8	80.0%
OPPONENTS TOTALS		168	54	21	23	45	9	23	0	6	8	430	2.6	44.6%

THIRD DOWN EFFICIENCY

TITANS

		THIRD DOWN AND ...																						
Game		1		2		3		4		5		6		7		8		9		10+		TOTAL		PCT.
		Made	Att.	Made	Att.	Made	Att.	Made	Att.	Made	Att.	Made	Att.	Made	Att.	Made	Att.	Made	Att.	Made	Att.	Made	Att.	
9/14	at DEN	3	6	1	1	1	1	0	1	2	3	0	0	0	1	0	0	0	0	0	3	7	16	43.8
9/20	JAX	0	1	0	0	2	2	2	2	1	1	1	1	0	0	0	1	1	2	0	1	7	11	63.6
9/27	at MIN	1	1	1	1	0	2	1	1	0	2	0	0	0	0	0	0	0	1	0	5	3	13	23.1
10/13	BUF	0	0	2	2	0	1	3	4	0	1	0	0	0	1	0	0	0	0	1	1	6	10	60.0
10/18	HOU	1	1	0	0	0	0	0	0	2	2	0	0	1	1	0	0	0	1	2	5	6	10	60.0
10/25	PIT	1	2	1	1	0	0	1	1	0	1	0	1	0	0	0	1	1	1	1	5	5	13	38.5
11/1	at CIN	2	3	0	0	1	1	0	0	1	1	1	1	0	0	0	2	0	0	0	1	5	9	55.6
11/8	CHI	0	0	2	2	1	1	1	2	0	0	1	2	1	2	0	1	0	2	0	3	6	15	40.0
11/12	IND	1	2	2	2	0	1	0	0	0	0	0	0	0	0	0	1	0	2	0	2	3	10	30.0
11/22	at BAL	1	1	0	1	0	0	1	2	0	0	0	0	0	2	0	1	0	0	3	5	5	12	41.7
11/29	at IND	4	4	0	1	0	1	0	2	0	0	0	0	0	0	0	1	0	1	1	2	5	12	41.7
12/6	CLE	1	2	0	1	0	1	0	0	1	2	0	0	0	1	0	0	0	1	0	2	2	10	20.0
12/13	at JAX	2	2	0	1	0	0	0	0	0	1	0	0	1	1	0	0	0	0	0	4	3	9	33.3
12/20	DET	1	1	2	2	1	1	2	2	1	1	0	0	0	0	0	0	0	0	2	4	9	11	81.8
12/27	at GB	1	1	0	0	1	1	1	2	1	1	0	0	1	4	0	0	0	0	2	2	5	11	45.5
1/3	at HOU	0	0	1	1	0	0	1	1	0	0	1	1	0	0	2	3	0	0	2	4	7	10	70.0
TOTALS		19	27	12	16	7	13	13	20	9	16	4	6	4	13	2	11	2	11	12	49	84	182	46.2

	Made	Att.	Pct.
Titans third down and 1 - 4:	51	76	67.1
Titans third down and 5 - 9:	21	57	36.8
Titans third down and 10+:	12	49	24.5

OPPONENTS

		THIRD DOWN AND ...																						
Game		1		2		3		4		5		6		7		8		9		10+		TOTAL		PCT.
		Made	Att.	Made	Att.	Made	Att.	Made	Att.	Made	Att.	Made	Att.	Made	Att.	Made	Att.	Made	Att.	Made	Att.	Made	Att.	
9/14	at DEN	1	2	1	1	0	2	0	0	0	0	0	0	0	0	2	1	1	0	1	3	9	33.3	
9/20	JAX	1	1	2	2	0	1	1	1	1	1	0	0	3	3	0	1	0	0	2	4	10	14	71.4
9/27	at MIN	1	1	0	0	3	3	0	0	0	0	0	0	0	1	0	1	0	0	0	4	4	10	40.0
10/13	BUF	3	3	1	1	1	2	0	1	0	0	1	2	2	2	2	2	0	1	3	3	13	17	76.5
10/18	HOU	0	3	1	1	1	2	1	2	1	1	0	1	1	1	0	1	1	1	1	1	7	14	50.0
10/25	PIT	4	4	1	1	3	3	0	0	0	1	0	0	2	3	0	0	0	0	3	6	13	18	72.2
11/1	at CIN	5	5	0	1	1	1	0	1	1	2	1	1	0	0	1	2	1	1	0	1	10	15	66.7
11/8	CHI	0	1	0	1	0	1	0	1	1	3	0	3	0	0	0	1	0	0	1	4	2	15	13.3
11/12	IND	1	4	2	2	0	1	1	1	0	0	0	0	0	0	0	2	0	0	0	2	4	12	33.3
11/22	at BAL	1	1	1	1	1	1	1	1	2	3	0	1	1	2	0	0	0	2	2	3	9	15	60.0
11/29	at IND	2	2	0	0	1	2	0	0	0	0	0	2	1	2	0	0	0	1	1	4	5	13	38.5
12/6	CLE	2	2	1	2	3	4	0	0	0	0	1	1	0	1	0	0	0	0	3	6	10	16	62.5
12/13	at JAX	1	1	1	1	1	1	0	2	0	2	0	0	0	0	0	0	1	2	1	5	5	14	35.7
12/20	DET	0	2	2	2	2	2	1	1	0	0	0	1	1	1	0	0	0	0	1	3	7	12	58.3
12/27	at GB	1	2	0	0	2	2	0	0	0	0	0	0	0	0	0	1	0	0	1	3	4	8	50.0
1/3	at HOU	1	1	0	1	1	1	0	0	0	3	1	1	0	1	1	1	1	1	1	3	5	12	41.7
TOTALS		24	35	13	17	20	29	5	11	6	13	3	15	12	17	3	14	5	10	20	53	111	214	51.9

	Made	Att.	Pct.
Opponents third down and 1 - 4:	62	92	67.4
Opponents third down and 5 - 9:	29	69	42.0
Opponents third down and 10+:	20	53	37.7

INSIDE THE 20 EFFICIENCY

Game	Results	Total											Total Points	Scoring Eff.	TD Eff.		
		Succ. / Att.	TD	FG	FGA	Int	Fum	Dwn	Gm	Hlf	Punt						
9/14 at DEN																	
Titans:	7 6 3	3 / 3	2	1	1	0	0	0	0	0	0	0	0	16	100.0%	66.7%	
Opponents:	7 Dwn 7	2 / 3	2	0	0	0	0	1	0	0	0	0	14	66.7%	66.7%		
9/20 JAX																	
Titans:	7 7 7 6	4 / 4	4	0	0	0	0	0	0	0	0	0	27	100.0%	100.0%		
Opponents:	7 3 7 6 7	5 / 5	4	1	1	0	0	0	0	0	0	0	30	100.0%	80.0%		
9/27 at MIN																	
Titans:	3 3 7 6	4 / 4	2	2	2	0	0	0	0	0	0	0	19	100.0%	50.0%		
Opponents:	7 6	2 / 2	2	0	0	0	0	0	0	0	0	0	13	100.0%	100.0%		
10/13 BUF																	
Titans:	7 7 7 7 7 7	6 / 6	6	0	0	0	0	0	0	0	0	0	42	100.0%	100.0%		
Opponents:	7 6	2 / 2	2	0	0	0	0	0	0	0	0	0	13	100.0%	100.0%		
10/18 HOU																	
Titans:	7 7 M M 7 6	4 / 6	4	0	2	0	0	0	0	0	0	0	27	66.7%	66.7%		
Opponents:	7 7 6 6	4 / 4	4	0	0	0	0	0	0	0	0	0	26	100.0%	100.0%		
10/25 PIT																	
Titans:	7 7	2 / 2	2	0	0	0	0	0	0	0	0	0	14	100.0%	100.0%		
Opponents:	7 7 7 3 Int	4 / 5	3	1	1	1	0	0	0	0	0	0	24	80.0%	60.0%		
11/1 at CIN																	
Titans:	Int 7 7 6	3 / 4	3	0	0	1	0	0	0	0	0	0	20	75.0%	75.0%		
Opponents:	3 7 7 7 7	5 / 5	4	1	1	0	0	0	0	0	0	0	31	100.0%	80.0%		
11/8 CHI																	
Titans:	7	1 / 1	1	0	0	0	0	0	0	0	0	0	7	100.0%	100.0%		
Opponents:	3 7 7	3 / 3	2	1	1	0	0	0	0	0	0	0	17	100.0%	66.7%		
11/12 IND																	
Titans:	7 7 M Dwn	2 / 4	2	0	1	0	0	1	0	0	0	0	14	50.0%	50.0%		
Opponents:	3 7 3 Dwn 7 7	5 / 6	3	2	2	0	0	1	0	0	0	0	27	83.3%	50.0%		
11/22 at BAL																	
Titans:	7 3 3 3 8	5 / 5	2	3	3	0	0	0	0	0	0	0	24	100.0%	40.0%		
Opponents:	3 3 8 3	4 / 4	1	3	3	0	0	0	0	0	0	0	17	100.0%	25.0%		
11/29 at IND																	
Titans:	7 7 7 7 Gm	4 / 5	4	0	0	0	0	0	1	0	0	0	28	80.0%	80.0%		
Opponents:	7 7 6 6	4 / 4	4	0	0	0	0	0	0	0	0	0	26	100.0%	100.0%		
12/6 CLE																	
Titans:	7 8 Int 7 7	4 / 5	4	0	0	1	0	0	0	0	0	0	29	80.0%	80.0%		
Opponents:	3 7 7 7 7	5 / 5	4	1	1	0	0	0	0	0	0	0	31	100.0%	80.0%		
12/13 at JAX																	
Titans:	Dwn 7 7	2 / 3	2	0	0	0	0	1	0	0	0	0	14	66.7%	66.7%		
Opponents:	7 Dwn Dwn	1 / 3	1	0	0	0	0	2	0	0	0	0	7	33.3%	33.3%		
12/20 DET																	
Titans:	7 7 8 7 7	5 / 5	5	0	0	0	0	0	0	0	0	0	36	100.0%	100.0%		
Opponents:	7 Fum 7 7	3 / 4	3	0	0	0	1	0	0	0	0	0	21	75.0%	75.0%		
12/27 at GB																	
Titans:	7 Dwn	1 / 2	1	0	0	0	0	1	0	0	0	0	7	50.0%	50.0%		
Opponents:	6 7 Dwn 7 7	4 / 5	4	0	0	0	0	1	0	0	0	0	27	80.0%	80.0%		
12/29 at HOU																	
Titans:	7 7 7 7 3	5 / 5	4	1	1	0	0	0	0	0	0	0	31	100.0%	80.0%		
Opponents:	3 3 3 7 7	5 / 5	2	3	3	0	0	0	0	0	0	0	23	100.0%	40.0%		
TOTALS																	
Titans:		55 / 64	48	7	10	2	0	3	1	0	0	0	355	85.9%	75.0%		
Opponents:		58 / 65	45	13	13	1	1	5	0	0	0	0	347	89.2%	69.2%		

GOAL-TO-GO SITUATIONS

Game	Results	Total											Total Points	Scoring Eff.	TD Eff.			
		Succ. / Att.	TD	FG	FGA	Int	Fum	Dwn	Gm	Hlf	Punt							
9/14 at DEN																		
Titans:	7 6	2 / 2	2	0	0	0	0	0	0	0	0	0	0	0	0	13	100.0%	100.0%
Opponents:	Dwn 7	1 / 2	1	0	0	0	0	0	1	0	0	0	0	0	0	7	50.0%	50.0%
9/20 JAX																		
Titans:	7	1 / 1	1	0	0	0	0	0	0	0	0	0	0	0	0	7	100.0%	100.0%
Opponents:	6	1 / 1	1	0	0	0	0	0	0	0	0	0	0	0	0	6	100.0%	100.0%
9/27 at MIN																		
Titans:	7 6	2 / 2	2	0	0	0	0	0	0	0	0	0	0	0	0	13	100.0%	100.0%
Opponents:	6	1 / 1	1	0	0	0	0	0	0	0	0	0	0	0	0	6	100.0%	100.0%
10/13 BUF																		
Titans:	7 7 7 7	4 / 4	4	0	0	0	0	0	0	0	0	0	0	0	0	28	100.0%	100.0%
Opponents:		0 / 0	0	0	0	0	0	0	0	0	0	0	0	0	0	0	-	-
10/18 HOU																		
Titans:	7 7 6	3 / 3	3	0	0	0	0	0	0	0	0	0	0	0	0	20	100.0%	100.0%
Opponents:	7 7 6 6	4 / 4	4	0	0	0	0	0	0	0	0	0	0	0	0	26	100.0%	100.0%
10/25 PIT																		
Titans:	7 7	2 / 2	2	0	0	0	0	0	0	0	0	0	0	0	0	14	100.0%	100.0%
Opponents:	7 7	2 / 2	2	0	0	0	0	0	0	0	0	0	0	0	0	14	100.0%	100.0%
11/1 at CIN																		
Titans:	Int 7 7	2 / 3	2	0	0	1	0	0	0	0	0	0	0	0	0	14	66.7%	66.7%
Opponents:	7 7	2 / 2	2	0	0	0	0	0	0	0	0	0	0	0	0	14	100.0%	100.0%
11/8 CHI																		
Titans:	7	1 / 1	1	0	0	0	0	0	0	0	0	0	0	0	0	7	100.0%	100.0%
Opponents:	3 7 7	3 / 3	2	1	1	0	0	0	0	0	0	0	0	0	0	17	100.0%	66.7%
11/12 IND																		
Titans:	7 7	2 / 2	2	0	0	0	0	0	0	0	0	0	0	0	0	14	100.0%	100.0%
Opponents:	Dwn 7	1 / 2	1	0	0	0	0	0	1	0	0	0	0	0	0	7	50.0%	50.0%
11/22 at BAL																		
Titans:	7 3	2 / 2	1	1	1	0	0	0	0	0	0	0	0	0	0	10	100.0%	50.0%
Opponents:	3	1 / 1	0	1	1	0	0	0	0	0	0	0	0	0	0	3	100.0%	0.0%
11/29 at IND																		
Titans:	7 7	2 / 2	2	0	0	0	0	0	0	0	0	0	0	0	0	14	100.0%	100.0%
Opponents:	7 6 6	3 / 3	3	0	0	0	0	0	0	0	0	0	0	0	0	19	100.0%	100.0%
12/6 CLE																		
Titans:	7	1 / 1	1	0	0	0	0	0	0	0	0	0	0	0	0	7	100.0%	100.0%
Opponents:	7 7 7	3 / 3	3	0	0	0	0	0	0	0	0	0	0	0	0	21	100.0%	100.0%
12/13 at JAX																		
Titans:	7 7	2 / 2	2	0	0	0	0	0	0	0	0	0	0	0	0	14	100.0%	100.0%
Opponents:	7	1 / 1	1	0	0	0	0	0	0	0	0	0	0	0	0	7	100.0%	100.0%
12/20 DET																		
Titans:	7 8 7 7	4 / 4	4	0	0	0	0	0	0	0	0	0	0	0	0	29	100.0%	100.0%
Opponents:	7 Fum 7 7	3 / 4	3	0	0	0	1	0	0	0	0	0	0	0	0	21	75.0%	75.0%
12/27 at GB																		
Titans:		0 / 0	0	0	0	0	0	0	0	0	0	0	0	0	0	0	-	-
Opponents:	6 7 7 7	4 / 4	4	0	0	0	0	0	0	0	0	0	0	0	0	27	100.0%	100.0%
12/29 at HOU																		
Titans:	7 7 7	3 / 3	3	0	0	0	0	0	0	0	0	0	0	0	0	21	100.0%	100.0%
Opponents:	3 7	2 / 2	1	1	1	0	0	0	0	0	0	0	0	0	0	10	100.0%	50.0%
TOTALS																		
Titans:		33 / 34	32	1	1	1	0	0	0	0	0	0	0	0	0	225	97.1%	94.1%
Opponents:		32 / 35	29	3	3	0	1	2	0	0	0	0	0	0	0	205	91.4%	82.9%

TAKEAWAYS & GIVEAWAYS

TITANS TAKEAWAYS

Game	Qtr	Scrim.	Player	Turnover	Caused by	Takeaway	at	Ret. Yds.	Results	Pts.
9/14 at DEN	2	DEN 21	M. Gordon III	Fumble	K. Byard	J. Simmons	DEN 23	0	Touchdown	7
9/20 vs. JAX	1	TEN 37	G. Minshew II	Interception		K. Fulton	TEN 26	44	Touchdown	7
9/20 vs. JAX	4	JAX 45	G. Minshew II	Interception	J. Simmons	H. Landry III	JAX 39	0	Game	0
9/27 at MIN	1	MIN 42	D. Cook	Fumble	J. Joseph	R. Evans	MIN 45	25	Field Goal	3
9/27 at MIN	3	MIN 25	K. Cousins	Interception		J. Joseph	MIN 31	5	Punt	0
9/27 at MIN	4	MIN 26	K. Cousins	Interception	K. Byard	A. Hooker	TEN 29	3	Game	0
10/13 vs. BUF	1	BUF 26	J. Allen	Interception		M. Butler	BUF 45	29	Touchdown	7
10/13 vs. BUF	3	TEN 33	J. Allen	Interception		M. Butler	TEN 20	68	Touchdown	7
10/13 vs. BUF	4	TEN 35	A. Roberts	Fumble	D. Long Jr.	K. Orr	BUF 26	8	Touchdown	7
10/25 vs. PIT	2	TEN 37	B. Roethlisberger	Interception		D. Cruikshank	TEN -8	13	Half	0
10/25 vs. PIT	3	PIT 30	B. Roethlisberger	Interception	J. Simmons	J. Brown	PIT 30	0	Field Goal	3
10/25 vs. PIT	4	TEN 19	B. Roethlisberger	Interception	J. Brown	A. Hooker	TEN -9	0	Missed FG	0
11/8 vs. CHI	3	TEN 30	D. Montgomery	Fumble	J. Simmons	D. King II	TEN 37	63	Touchdown	7
11/8 vs. CHI	4	CHI 39	A. Miller	Fumble	J. Brown	J. Simmons	CHI 43	0	Punt	0
11/22 at BAL	3	BAL 44	L. Jackson	Interception		T. Bowser	TEN 9	6	Field Goal	3
11/29 at IND	3	IND 27	P. Rivers	Interception		B. Borders	TEN 37	0	Field Goal	3
12/6 vs. CLE	4	TEN 36	B. Mayfield	Fumble	J. Crawford	K. Vaccaro	TEN 34	53	Touchdown	7
12/13 at JAX	3	JAX 28	M. Glennon	Interception		M. Butler	TEN 41	11	Touchdown	7
12/20 vs. DET	2	TEN 1	D. Swift	Fumble	D. Jones	W. Compton	TEN 3	0	Safety	0
12/20 vs. DET	3	TEN 21	T. Hockenson	Fumble	D. Roberson	J. Simmons	TEN 20	0	Punt	0
12/20 vs. DET	4	DET 41	C. Daniel	Interception		K. Byard	TEN 40	0	Game	0
12/27 at GB	4	TEN 48	A. Rodgers	Interception		M. Butler	TEN 34	3	Downs	0
1/3 at HOU	1	HOU 20	D. Watson	Interception		A. Hooker	HOU 33	2	Field Goal	3

Takeaway Season Totals:

Takeaways resulted in ...											
No.	TD	FG	FG Att.	Punt	Downs	Int.	Fum.	Saf.	Game	Half	Pts.
23	8	5	6	3	1	0	0	1	3	1	71

TITANS GIVEAWAYS

Game	Qtr	Scrim.	Player	Turnover	Caused by	Takeaway	at	Ret. Yds.	Results	Pts.
9/27 at MIN	2	MIN 29	R. Tannehill	Interception		H. Smith	MIN -4	16	Touchdown	7
10/18 vs. HOU	3	TEN 25	R. Tannehill	Fumble	J. Watt	J. Martin	TEN 4	0	Touchdown	6
10/18 vs. HOU	4	TEN 25	R. Tannehill	Interception		B. Roby	HOU 31	0	Touchdown	6
11/1 at CIN	1	CIN 8	R. Tannehill	Interception		J. Bates III	CIN -4	0	Punt	0
11/22 at BAL	2	TEN 38	R. Tannehill	Interception		T. Bowser	TEN 47	25	Field Goal	3
12/6 vs. CLE	1	TEN 23	D. Henry	Fumble	S. Richardson	K. Joseph	TEN 21	0	Touchdown	7
12/6 vs. CLE	2	CLE 49	A. Brown	Fumble	M. Smith	K. Johnson	CLE 21	0	Half	0
12/6 vs. CLE	3	CLE 17	R. Tannehill	Interception		M. Stewart Jr.	CLE 9	21	Punt	0
12/13 at JAX	2	TEN 32	C. Davis	Fumble	D. Smoot	D. Costin	TEN 40	0	Field Goal	3
12/27 at GB	2	TEN 31	R. Tannehill	Interception		D. Savage	TEN 43	9	Touchdown	7
12/27 at GB	4	GB 35	R. Tannehill	Interception		C. Kirksey	GB 33	10	Interception	0
1/3 at HOU	3	TEN 25	D. Henry	Fumble	Z. Cunningham	C. Watkins	TEN 28	0	Touchdown	7

Giveaway Season Totals:

Giveaways resulted in ...											
No.	TD	FG	FG Att.	Punt	Downs	Int.	Fum.	Saf.	Game	Half	Pts.
12	6	2	2	2	0	1	0	0	0	1	46

FIRST DOWNS EARNED

Total first downs earned (parentheses indicates number earned on third or fourth down)

NAME	RUSHING	PASSING	RECEIVING	PENALTY	TOTAL
Ryan Tannehill	22 (7)	202 (64)			224 (71)
Derrick Henry	98 (17)		4		102 (17)
A.J. Brown			55 (17)		55 (17)
Corey Davis			49 (13)		49 (13)
PENALTY				36 (14)	36 (14)
Jonnu Smith	1		25 (5)		26 (5)
Anthony Firkser			26 (14)		26 (14)
Adam Humphries			11 (6)		11 (6)
Cameron Batson	2 (1)		7 (4)		9 (5)
Jeremy McNichols	8 (2)				8 (2)
Kalif Raymond			7 (2)		7 (2)
D'Onta Foreman	6		1		7 ()
Geoff Swaim			6 (1)		6 (1)
MyCole Pruitt			4		4 ()
Darrynton Evans	2		2 (1)		4 (1)
Nick Westbrook-Ikhine			3 (1)		3 (1)
Khari Blasingame			2		2 ()
Logan Woodside	1 (1)	1 (1)			2 (2)
Cody Hollister			1 (1)		1 (1)
Amani Hooker	1 (1)				1 (1)
Senorise Perry	1				1 ()
TITANS TOTALS	142 (29)	203 (65)	203 (65)	36 (14)	584 (173)

Note: One first down awarded to both passer and receiver on passes resulting in first down.

KICKOFF ANALYSIS

TITANS

GOSTKOWSKI	No.	No.		Opp.	Ret.	Ret.	FC	Squib	Out of	Onside
		In EZ	TB	Ret.	Yds.	Avg.			Bounds	Rec. / Att.
9/14 at DEN	4	4	4	0	0	-	0	0	0	0 / 0
9/20 JAX	6	5	5	1	0	0.0	0	0	0	0 / 0
9/27 at MIN	9	7	7	2	47	23.5	0	0	0	0 / 0
10/13 BUF	7	4	1	6	138	23.0	0	0	0	0 / 0
10/18 HOU	6	5	4	2	39	19.5	0	1	0	0 / 0
10/25 PIT	5	4	4	1	17	17.0	0	0	0	0 / 0
11/1 at CIN	4	0	0	4	97	24.3	0	0	0	0 / 0
11/8 CHI	5	3	2	3	53	17.7	0	0	0	0 / 0
11/12 IND	4	2	1	3	67	22.3	0	0	0	0 / 0
11/22 at BAL	7	7	5	2	54	27.0	0	0	0	0 / 0
11/29 at IND	8	7	6	2	49	24.5	0	0	0	0 / 0
12/6 CLE	6	4	4	0	0	-	0	0	0	0 / 2
12/13 at JAX	5	4	4	1	16	16.0	0	0	0	0 / 0
12/20 DET	8	7	4	4	116	29.0	0	0	0	0 / 0
12/27 at GB	3	0	0	2	35	17.5	0	0	1	0 / 0
1/3 at HOU	-	-	-	-	-	-	-	-	-	- / -
GOSTKOWSKI TOTALS	87	63	51	33	728	22.1	0	1	1	0 / 2
SLOMAN	No.	No.		Opp.	Ret.	Ret.	FC	Squib	Out of	Onside
		In EZ	TB	Ret.	Yds.	Avg.			Bounds	Rec. / Att.
1/3 at HOU	7	3	2	4	95	23.8	0	0	1	0 / 0
SLOMAN TOTALS	7	3	2	4	95	23.8	0	0	1	0 / 0
TEAM TOTALS	94	66	53	37	823	22.2	0	1	2	0 / 2

OPPONENTS

	No.	No.		Titans	Ret.	Ret.	FC	Squib	Out of	Onside
		In EZ	TB	Ret.	Yds.	Avg.			Bounds	Rec. / Att.
9/14 at DEN	3	2	2	1	19	19.0	0	0	0	0 / 0
9/20 JAX	6	3	2	4	54	13.5	0	1	0	0 / 0
9/27 at MIN	6	6	5	1	30	30.0	0	0	0	0 / 0
10/13 BUF	4	2	2	2	35	17.5	0	0	0	0 / 0
10/18 HOU	7	5	4	3	63	21.0	0	0	0	0 / 0
10/25 PIT	6	3	3	3	43	14.3	0	0	0	0 / 0
11/1 at CIN	6	4	4	2	30	15.0	0	0	0	0 / 0
11/8 CHI	4	1	1	2	37	18.5	0	0	0	0 / 1
11/12 IND	6	6	4	2	60	30.0	0	0	0	0 / 0
11/22 at BAL	6	3	3	3	47	15.7	0	0	0	0 / 0
11/29 at IND	5	3	3	2	60	30.0	0	0	0	0 / 1
12/6 CLE	8	4	4	4	83	20.8	0	0	0	0 / 0
12/13 at JAX	3	3	3	0	0	-	0	0	0	0 / 0
12/20 DET	5	4	2	2	45	22.5	0	0	0	0 / 1
12/27 at GB	7	1	1	6	145	24.2	0	0	0	0 / 0
1/3 at HOU	9	8	8	1	16	16.0	0	0	0	0 / 0
TOTALS	91	58	51	38	767	20.2	0	1	0	0 / 3

INSTANT REPLAY ANALYSIS

CHALLENGES BY TITANS

Game	Qtr	Time	Dwn	Dist	Play	Review Result	Explanation
9/14 at DEN					(none)		
9/20 vs. JAX					(none)		
9/27 at MIN					(none)		
10/13 vs. BUF					(none)		
10/18 vs. HOU					(none)		
10/25 vs. PIT					(none)		
11/1 at CIN	2	11:09	3	1	J. Burrow 2-yard pass to C. Carter for 1st down	Upheld	C. Carter secured the catch along sideline
11/8 vs. CHI					(none)		
11/12 vs. IND					(none)		
11/22 at BAL					(none)		
11/29 at IND					(none)		
12/6 vs. CLE	1	8:02	4	1	D. Henry rush for no gain to CLE 42	Upheld	D. Henry did not reach the line to gain
12/6 vs. CLE	3	:34	4	4	R. Tannehill pass incomplete intended for C. Batson	Reversed	C. Batson 5-yard catch for first down to CLE 17
12/13 at JAX					(none)		
12/20 vs. DET	3	9:29	3	1	T. Hockenson 1-yard catch to TEN 20	Reversed	T. Hockenson fumble recovered by J. Simmons
12/27 at GB					(none)		
1/3 at HOU					(none)		

Total challenges by Titans: 4

Calls reversed: 2

CHALLENGES BY OPPONENTS

Game	Qtr	Time	Dwn	Dist	Play	Review Result	Explanation
9/14 at DEN	4	2:01	1	10	A. Brown 16-yard catch to DEN 46	Reversed	A. Brown 11-yard catch touched down at TEN 49
9/20 vs. JAX					(none)		
9/27 at MIN	2	7:00	3	13	A. Humphries 13-yard catch for first down	Reversed	A. Humphries 12-yard catch to TEN 44
9/27 at MIN	3	10:15	1	10	J. Smith 21-yard catch to MIN 40	Upheld	J. Smith secured the catch
10/13 vs. BUF					(none)		
10/18 vs. HOU					(none)		
10/25 vs. PIT					(none)		
11/1 at CIN	4	13:13	1	10	R. Tannehill pass incomplete to C. Davis	Upheld	R. Tannehill's arm was moving forward
11/8 vs. CHI					(none)		
11/12 vs. IND					(none)		
11/22 at BAL	4	8:36	2	9	L. Jackson 8-yard run to BAL 45	Upheld	L. Jackson was short of the first down
11/29 at IND					(none)		
12/6 vs. CLE					(none)		
12/13 at JAX					(none)		
12/20 vs. DET					(none)		
12/27 at GB					(none)		
1/3 at HOU					(none)		

Total challenges by Opponents: 5

Calls reversed: 2

CHALLENGES BY REVIEW ASSISTANT

Game	Qtr	Time	Dwn	Dist	Play	Review Result	Explanation
9/14 at DEN	2	:58	1	10	R. Tannehill pass incomplete to C. Davis along sideline	Reversed	C. Davis 13-yard catch to DEN 45
9/14 at DEN	2	:16	3	12	R. Tannehill 12-yard pass to K. Raymond to DEN 14	Reversed	Tannehill pass incomplete intended for K. Raymond
9/20 vs. JAX					(none)		
9/27 at MIN					(none)		
10/13 vs. BUF	4	2:05	2	7	R. Tannehill 7-yard touchdown pass to J. Smith	Upheld	Tannehill was behind line of scrimmage while passing
10/18 vs. HOU	3	4:43	3	4	D. Watson 4-yard touchdown pass to R. Cobb	Upheld	R. Cobb secured the catch in the end zone
10/18 vs. HOU	4	:07	2	1	R. Tannehill 7-yard touchdown pass to A. Brown	Upheld	A. Brown secured the catch in the end zone
10/25 vs. PIT					(none)		
11/1 at CIN	2	:21	1	10	R. Tannehill 29-yard pass to A. Humphries	Reversed	A. Humphries did not secure the catch
11/8 vs. CHI					(none)		
11/12 vs. IND	2	7:55	2	6	N. Hines 13-yard touchdown catch	Upheld	N. Hines stays in bounds for the score
11/12 vs. IND	3	8:31	2	4	Z. Pascal 4-yard touchdown catch	Reversed	Z. Pascal 3-yard catch to TEN 1
11/22 at BAL	2	5:27	2	6	L. Jackson 7-yard touchdown pass to P. Ricard	Reversed	P. Ricard 5-yard catch to TEN 2
11/22 at BAL	2	5:22	3	1	J. Dobbins 2-yard touchdown run	Upheld	J. Dobbins broke the plan for the score
11/29 at IND	4	14:34	1	10	T. Hilton 51-yard catch and fumble recovered by D. King	Reversed	T. Hilton 51-yard catch and down at TEN 3
11/29 at IND	4	5:48	3	10	P. Rivers pass intercepted by M. Butler at IND 29	Reversed	Simultaneous 23-yard catch by Z. Pascal to IND 29
12/6 vs. CLE	2	:24	1	10	A. Humphries 13-yard catch to CLE 49	Reversed	A. Humphries did not secure the catch
12/6 vs. CLE	4	:57	4	1	B. Mayfield fumble recovered by K. Vaccaro at TEN 34	Upheld	B. Mayfield fumbled before knee was down
12/13 at JAX					(none)		
12/20 vs. DET					(none)		
12/27 at GB					(none)		
1/3 at HOU	2	:19	3	8	D. Watson pass incomplete for B. Cooks in endzone	Upheld	B. Cooks did not get both feet inbounds
1/3 at HOU	3	2:59	2pt	Conv	D. Watson pass complete to C. Hansen to two points	Reversed	C. Hansen was stopped short of goalline
1/3 at HOU	4	1:07	1	10	D. Watson 5-yard pass to B. Cooks	Upheld	B. Cooks secured the catch in front of M. Butler

Total reviews by Assistant: 17

Calls reversed: 9



TENNESSEE
TITANS

**LAST WEEK'S
PLAY-BY-PLAY**

Week 17, 2020 - Titans at Texans

National Football League Game Summary

NFL Copyright © 2020 by The National Football League. All rights reserved. This summary and play-by-play is for the express purpose of assisting media in their coverage of the game; any other use of this material is prohibited without the written permission of the National Football League.

Date: Sunday, 1/3/2021

Tennessee Titans at Houston Texans

Start Time: 3:25 PM CST

at NRG Stadium, Houston, TX

Game Day Weather

Game Weather: Sunny

Temp: 66° F (18.9° C) Humidity: 39%, Wind: SSW 11 mph

Played Retractable Roof - Open on Turf: Artificial

Outdoor Weather: Sunny,

Officials

Referee: Hochuli, Shawn (83)

Umpire: George, Ramon (128)

Down Judge: Thomas, Sarah (53)

Line Judge: Johnson, Carl (101)

Field Judge: Hill, Tom (97)

Side Judge: Hill, Chad (125)

Back Judge: Martinez, Rich (39)

Replay Official: Matoren, Brian (0)

Lineups

Tennessee Titans				Houston Texans							
Offense		Defense		Offense		Defense					
WR	84	C.Davis	OLB	57	W.Ray	QB	4	D.Watson	DE	99	J.Watt
TE	81	J.Smith	NT	90	D.Jones	RB	31	D.Johnson	DT	91	C.Watkins
LT	72	D.Quessenberry	DT	98	J.Simmons	WR	16	K.Coutee	DT	90	R.Blacklock
LG	76	R.Saffold III	ILB	54	R.Evans	WR	13	B.Cooks	DE	94	C.Omenihu
C	60	B.Jones	ILB	51	D.Long	TE	87	D.Fells	LB	41	Z.Cunningham
RG	64	N.Davis	OLB	58	H.Landry III	TE	85	P.Brown	LB	50	T.Adams
RT	71	D.Kelly	CB	33	D.King	LT	63	R.Johnson	LB	52	J.Greenard
TE	87	G.Swaim	CB	25	A.Jackson	LG	74	M.Scharping	CB	35	K.Crossen
WR	11	A.Brown	SS	24	K.Vaccaro	C	66	N.Martin	CB	26	V.Hargreaves
QB	17	R.Tannehill	FS	31	K.Byard	RG	73	Z.Fulton	S	33	A.Moore
RB	22	D.Henry	CB	21	M.Butler	RT	67	C.Heck	S	32	L.Johnson

Substitutions

K 2 S.Sloman, P 6 B.Kern, WR 13 C.Batson, WR 14 K.Raymond, WR 15 N.Westbrook-Ikhine, CB 23 T.Smith, CB 26 K.Fulton, RB 28 J.McNichols, RB 32 D.Evans, DB 37 A.Hooker, FB/RB 41 K.Blasingame, OLB 42 B.Reed, DB 46 J.Kalu, LS 47 M.Overton, LB 49 N.Dzubnar, LB 53 W.Compton, LB 56 D.Bates, G/C 62 A.Brewer, G/C 75 J.Douglas, T 78 M.Newhouse, TE 85 M.Pruitt, TE 86 A.Firkser, DL 91 L.Murchison, DE 92 M.Dickerson, DL 94 J.Crawford

Substitutions

QB 2 A.McCarron, K 7 K.Fairbairn, P 9 B.Anger, WR 11 S.Mitchell, WR 17 C.Hansen, RB 22 D.Hilliard, CB 30 C.Armstrong, CB 34 J.Reid, S 36 J.Owens, RB 38 B.Howell, CB 39 M.Fields, RB 40 S.Phillips, LS 46 J.Weeks, ILB 48 N.Hall, OLB 54 J.Martin, ILB 56 K.Emanuel, OLB 57 B.Scarlett, ILB 58 P.Kalambayi, G 62 B.Benzschawel, G 64 S.Kelemete, C 65 G.Mancz, TE 81 K.Warring, TE 88 J.Akins, DT 97 A.Brown, DT 98 A.Alufohai

Did Not Play

QB 5 L.Woodside

Did Not Play

WR 82 I.Coulter

Not Active

RB 20 S.Perry, DB 35 C.Jackson, CB 36 K.Orr, RB 45 D.Foreman, OLB 50 D.Roberson

Not Active

QB 3 J.McCown, WR 19 D.Ratley, DB 24 G.Stone, RB 25 Du.Johnson, CB 29 P.Gaines, T 78 L.Tunsil

Field Goals (made () & missed)

S.Sloman (47) (37)

K.Fairbairn (24) (43) (28) (51)

		1	2	3	4	OT	Total
VISITOR:	Tennessee Titans	3	14	14	10	0	41
HOME:	Houston Texans	3	6	19	10	0	38

Scoring Plays

Team	Qtr	Time	Play Description (Extra Point) (Drive Info)	Visitor	Home
Titans	1	6:41	S.Sloman 47 yd. Field Goal (4-2, 0:55)	3	0
Texans	1	1:42	K.Fairbairn 24 yd. Field Goal (11-72, 4:59)	3	3
Titans	2	14:51	D.Henry 52 yd. run (S.Sloman kick) (4-75, 1:51)	10	3
Texans	2	8:15	K.Fairbairn 43 yd. Field Goal (11-51, 6:36)	10	6
Titans	2	4:29	A.Brown 4 yd. pass from R.Tannehill (S.Sloman kick) (7-75, 3:46)	17	6
Texans	2	0:10	K.Fairbairn 28 yd. Field Goal (12-50, 4:19)	17	9
Titans	3	9:53	D.Henry 6 yd. run (S.Sloman kick) (10-75, 5:07)	24	9
Texans	3	8:08	B.Cooks 38 yd. pass from D.Watson (kick failed, wr) (4-75, 1:45)	24	15
Titans	3	4:29	R.Tannehill 5 yd. run (S.Sloman kick) (8-77, 3:39)	31	15

Week 17, 2020 - Titans at Texans

National Football League Game Summary

NFL Copyright © 2020 by The National Football League. All rights reserved. This summary and play-by-play is for the express purpose of assisting media in their coverage of the game; any other use of this material is prohibited without the written permission of the National Football League.

Texans	3	2:59	B.Cooks 20 yd. pass from D.Watson (pass failed) (3-65, 1:30)	31	21
Texans	3	1:20	D.Johnson 1 yd. run (K.Fairbairn kick) (3-28, 1:32)	31	28
Texans	4	10:14	P.Brown 7 yd. pass from D.Watson (K.Fairbairn kick) (6-52, 2:59)	31	35
Titans	4	1:42	R.Tannehill 5 yd. run (S.Sloman kick) (19-75, 8:32)	38	35
Texans	4	0:18	K.Fairbairn 51 yd. Field Goal (8-58, 1:24)	38	38
Titans	4	0:00	S.Sloman 37 yd. Field Goal (3-56, 0:18)	41	38
Paid Attendance: 12,504				Time: 3:13	

Tennessee Titans vs Houston Texans
1/3/2021 at NRG Stadium

Final Individual Statistics

Tennessee Titans

RUSHING	ATT	YDS	AVG	LG	TD
D.Henry	34	250	7.4	52	2
R.Tannehill	7	38	5.4	11	2
Total	41	288	7.0	52	4

PASSING	ATT	CMP	YDS	SK/YD	TD	LG	IN	RT
R.Tannehill	27	18	216	2/12	1	52	0	103.3
Total	27	18	216	2/12	1	52	0	103.3

PASS RECEIVING	TAR	REC	YDS	AVG	LG	TD
A.Brown	11	10	151	15.1	52	1
C.Davis	11	5	39	7.8	19	0
A.Firkser	2	2	18	9.0	12	0
J.Smith	2	1	8	8.0	8	0
N.Westbrook-Ikhine	1	0	0	0.0	0	0
Total	27	18	216	12.0	52	1

INTERCEPTIONS	NO	YDS	AVG	LG	TD
A.Hooker	1	2	2.0	2	0
Total	1	2	2.0	2	0

PUNTING	NO	YDS	AVG	NET	TB	IN20	LG
B.Kern	1	46	46.0	44.0	0	1	46
Total	1	46	46.0	44.0	0	1	46

PUNT RETURNS	NO	YDS	AVG	FC	LG	TD
K.Raymond	0	0	0.0	1	0	0
Total	0	0	0.0	1	0	0

KICKOFF RETURNS	NO	YDS	AVG	FC	LG	TD
D.Evans	1	16	16.0	0	16	0
[TOUCHBACK]	8	0	0.0	0	0	0
Total	1	16	16.0	0	16	0

Houston Texans

RUSHING	ATT	YDS	AVG	LG	TD
D.Johnson	14	84	6.0	26	1
D.Watson	3	12	4.0	7	0
Total	17	96	5.6	26	1

PASSING	ATT	CMP	YDS	SK/YD	TD	LG	IN	RT
D.Watson	39	28	365	4/24	3	42	1	115.9
A.McCarron	1	1	20	0/0	0	20	0	118.8
Total	40	29	385	4/24	3	42	1	117.2

PASS RECEIVING	TAR	REC	YDS	AVG	LG	TD
B.Cooks	16	11	166	15.1	38	2
K.Coutee	7	6	90	15.0	42	0
P.Brown	5	5	48	9.6	14	1
D.Johnson	5	3	36	12.0	32	0
C.Hansen	4	2	16	8.0	12	0
S.Mitchell	1	1	20	20.0	20	0
J.Akins	2	1	9	9.0	9	0
Total	40	29	385	13.3	42	3

INTERCEPTIONS	NO	YDS	AVG	LG	TD
Total	0	0	0	0	0

PUNTING	NO	YDS	AVG	NET	TB	IN20	LG
B.Anger	1	42	42.0	42.0	0	1	42
Total	1	42	42.0	42.0	0	1	42

PUNT RETURNS	NO	YDS	AVG	FC	LG	TD
K.Coutee	1	2	2.0	0	2	0
Total	1	2	2.0	0	2	0

KICKOFF RETURNS	NO	YDS	AVG	FC	LG	TD
D.Hilliard	3	69	23.0	0	23	0
J.Owens	1	26	26.0	0	26	0
[OUT OF BOUNDS]	1	0	0.0	0	0	0
[TOUCHBACK]	2	0	0.0	0	0	0
Total	4	95	23.8	0	26	0

Tennessee Titans

FUMBLES	FUM	LOST	OWN-REC	YDS	TD	FORCED	OPP-REC	YDS	TD	OUT-BDS
D.Henry	2	1	0	0	0	0	0	0	0	0
D.Kelly	0	0	1	0	0	0	0	0	0	0
Total	2	1	1	0	0	0	0	0	0	0

Houston Texans

FUMBLES	FUM	LOST	OWN-REC	YDS	TD	FORCED	OPP-REC	YDS	TD	OUT-BDS
Z.Cunningham	0	0	0	0	0	1	0	0	0	0
A.Moore	0	0	0	0	0	1	0	0	0	0
C.Watkins	0	0	0	0	0	0	1	0	0	0
Total	0	0	0	0	0	2	1	0	0	0

Final Team Statistics

	Visitor Titans	Home Texans
TOTAL FIRST DOWNS	28	26
By Rushing	17	6
By Passing	10	17
By Penalty	1	3
THIRD DOWN EFFICIENCY	7-10-70%	5-12-42%
FOURTH DOWN EFFICIENCY	0-1-0%	1-1-100%
TOTAL NET YARDS	492	457
Total Offensive Plays (inc. times thrown passing)	70	61
Average gain per offensive play	7.0	7.5
NET YARDS RUSHING	288	96
Total Rushing Plays	41	17
Average gain per rushing play	7.0	5.6
Tackles for a loss-number and yards	4-9	0-0
NET YARDS PASSING	204	361
Times thrown - yards lost attempting to pass	2-12	4-24
Gross yards passing	216	385
PASS ATTEMPTS-COMPLETIONS-HAD INTERCEPTED	27-18-0	40-29-1
Avg gain per pass play (inc.# thrown passing)	7.0	8.2
KICKOFFS Number-In End Zone-Touchbacks	7-3-2	9-8-8
PUNTS Number and Average	1-46.0	1-42.0
Had Blocked	0	0
FGs - PATs Had Blocked	0-0	0-0
Net Punting Average	44.0	42.0
TOTAL RETURN YARDAGE (Not Including Kickoffs)	2	2
No. and Yards Punt Returns	0-0	1-2
No. and Yards Kickoff Returns	1-16	4-95
No. and Yards Interception Returns	1-2	0-0
PENALTIES Number and Yards	6-50	6-44
FUMBLES Number and Lost	2-1	0-0
TOUCHDOWNS	5	4
Rushing	4	1
Passing	1	3
EXTRA POINTS Made-Attempts	5-5	2-4
Kicking Made-Attempts	5-5	2-3
Passing Made-Attempts	0-0	0-1
FIELD GOALS Made-Attempts	2-2	4-4
RED ZONE EFFICIENCY	4-5-80%	2-5-40%
GOAL TO GO EFFICIENCY	3-3-100%	1-2-50%
SAFETIES	0	0
FINAL SCORE	41	38
TIME OF POSSESSION	31:04	28:56

Tennessee Titans vs Houston Texans

1/3/2021 at NRG Stadium

Ball Possession And Drive Chart

Tennessee Titans

#	Time Recd	Time Lost	Time Poss	How Ball Obtained	Drive Began	# Play	Yds Gain	Yds Pen	Net Yds	1st Down	Last Scrm	How Given Up
1	12:33	9:01	3:32	Punt	TEN 10	6	35	-5	30	2	TEN 40	Punt
2	7:36	6:41	0:55	Interception	HST 31	4	2	0	2	0	HST 29	Field Goal
3	1:42	14:51	1:51	Kickoff	TEN 25	4	70	5	75	2	TEN 48	Touchdown
4	8:15	4:29	3:46	Kickoff	TEN 25	7	75	0	75	5	* HST 4	Touchdown
5	0:10	0:00	0:10	Kickoff	TEN 25	1	-1	0	-1	0	TEN 25	End of Half
6	15:00	9:53	5:07	Kickoff	TEN 25	10	75	0	75	4	* HST 6	Touchdown
7	8:08	4:29	3:39	Kickoff	TEN 23	8	77	0	77	4	* HST 5	Touchdown
8	2:59	2:52	0:07	Kickoff	TEN 25	1	3	0	3	0	TEN 25	Fumble
9	1:20	13:13	3:07	Kickoff	TEN 25	9	12	15	27	3	HST 37	Downs
10	10:14	1:42	8:32	Kickoff	TEN 25	19	89	-14	75	7	* HST 5	Touchdown
11	0:18	0:00	0:18	Kickoff	TEN 25	3	56	0	56	1	* HST 19	Field Goal

(302) Average TEN 27

Houston Texans

#	Time Recd	Time Lost	Time Poss	How Ball Obtained	Drive Began	# Play	Yds Gain	Yds Pen	Net Yds	1st Down	Last Scrm	How Given Up
1	15:00	12:33	2:27	Kickoff	HST 25	4	28	-5	23	1	HST 48	Punt
2	9:01	7:36	1:25	Punt	HST 16	3	4	0	4	0	HST 20	Interception
3	6:41	1:42	4:59	Kickoff	HST 22	11	67	5	72	4	* TEN 6	Field Goal
4	14:51	8:15	6:36	Kickoff	HST 24	11	51	0	51	3	* TEN 25	Field Goal
5	4:29	0:10	4:19	Kickoff	HST 40	12	55	-5	50	4	* TEN 10	Field Goal
6	9:53	8:08	1:45	Kickoff	HST 25	4	64	11	75	4	TEN 38	Touchdown
7	4:29	2:59	1:30	Kickoff	HST 35	3	65	0	65	3	TEN 20	Touchdown
8	2:52	1:20	1:32	Fumble	TEN 28	3	28	0	28	2	* TEN 1	Touchdown
9	13:13	10:14	2:59	Downs	HST 48	6	37	15	52	3	* TEN 7	Touchdown
10	1:42	0:18	1:24	Kickoff	HST 9	8	58	0	58	2	TEN 33	Field Goal

(316) Average HST 32

* inside opponent's 20

Time of Possession by Quarter		1st	2nd	3rd	4th	OT	Total
Visitor	Tennessee Titans	6:09	4:05	10:13	10:37		31:04
Home	Houston Texans	8:51	10:55	4:47	4:23		28:56

Kickoff Drive No.-Start Average Titans: 9 - TEN 25 Texans: 7 - HST 26

Tennessee Titans vs Houston Texans
1/3/2021 at NRG Stadium

Final Defensive Statistics

Tennessee Titans	Regular Defensive Plays											Special Teams					Misc			
	TKL	AST	COMB	SK	/ YDS	TFL	Q	IN	PD	FF	FR	TKL	AST	FF	FR	BL	TKL	AST	FF	FR
D.Long	3	5	8	0	0	0	0	0	0	0	0	0	0	0	0	0	0	0	0	0
K.Vaccaro	5	2	7	0	0	0	0	0	0	0	0	0	0	0	0	0	0	0	0	0
M.Butler	5	1	6	0	0	0	0	0	0	0	0	0	0	0	0	0	0	0	0	0
R.Evans	4	0	4	0	0	0	0	0	1	0	0	0	0	0	0	0	0	0	0	0
A.Jackson	4	0	4	0	0	0	0	0	0	0	0	0	0	0	0	0	0	0	0	0
K.Byard	4	0	4	0	0	0	0	0	0	0	0	0	0	0	0	0	0	0	0	0
H.Landry III	3	1	4	1	7	1	2	0	0	0	0	0	0	0	0	0	0	0	0	0
D.Jones	1	3	4	0	0	0	0	0	0	0	0	0	0	0	0	0	0	0	0	0
D.King	3	0	3	1	2	1	1	0	0	0	0	0	0	0	0	0	0	0	0	0
B.Reed	1	1	2	1	7	1	1	0	0	0	0	1	0	0	0	0	0	0	0	0
A.Hooker	1	1	2	0	0	0	0	1	1	0	0	0	0	0	0	0	0	0	0	0
J.Crawford	1	0	1	1	8	1	1	0	0	0	0	0	0	0	0	0	0	0	0	0
K.Fulton	1	0	1	0	0	0	0	0	0	0	0	0	0	0	0	0	0	0	0	0
K.Raymond	1	0	1	0	0	0	0	0	0	0	0	0	0	0	0	0	0	0	0	0
L.Murchison	0	1	1	0	0	0	0	0	0	0	0	0	0	0	0	0	0	0	0	0
J.Simmons	0	0	0	0	0	0	1	0	0	0	0	0	0	0	0	0	0	0	0	0
D.Evans	0	0	0	0	0	0	0	0	0	0	0	1	0	0	0	0	0	0	0	0
N.Westbrook-Ikhine	0	0	0	0	0	0	0	0	0	0	0	1	0	0	0	0	0	0	0	0
N.Dzubnar	0	0	0	0	0	0	0	0	0	0	0	1	0	0	0	0	0	0	0	0
D.Kelly	0	0	0	0	0	0	0	0	0	0	0	0	0	0	0	0	0	0	0	1
Total	37	15	52	4	24	4	6	1	2	0	0	5	0	0	0	0	0	0	0	1

TKL = Tackle AST = Assist COMB = Combined QH=QB Hit IN = Interception PD = Pass Defense FF = Forced Fumble FR = Fumble Recovery

Houston Texans	Regular Defensive Plays											Special Teams					Misc			
	TKL	AST	COMB	SK	/ YDS	TFL	QH	IN	PD	FF	FR	TKL	AST	FF	FR	BL	TKL	AST	FF	FR
Z.Cunningham	8	5	13	0	0	1	0	0	0	1	0	0	0	0	0	0	0	0	0	0
A.Moore	4	6	10	0	0	0	0	0	0	1	0	0	0	0	0	0	0	0	0	0
J.Greenard	5	4	9	0	0	1	1	0	0	0	0	0	0	0	0	0	0	0	0	0
T.Adams	4	3	7	0	0	0	1	0	1	0	0	0	0	0	0	0	0	0	0	0
V.Hargreaves	4	2	6	0	0	0	0	0	1	0	0	0	0	0	0	0	0	0	0	0
K.Crossen	4	1	5	0	0	0	0	0	0	0	0	0	0	0	0	0	0	0	0	0
C.Omenihu	3	1	4	1	11	1	3	0	0	0	0	0	0	0	0	0	0	0	0	0
C.Watkins	2	2	4	1	1	1	1	0	0	0	1	0	0	0	0	0	0	0	0	0
L.Johnson	1	3	4	0	0	0	0	0	0	0	0	0	0	0	0	0	0	0	0	0
R.Blacklock	3	0	3	0	0	0	0	0	0	0	0	0	0	0	0	0	0	0	0	0
J.Watt	2	1	3	0	0	2	2	0	0	0	0	0	0	0	0	0	0	0	0	0
B.Scarlett	2	0	2	0	0	0	0	0	0	0	0	0	0	0	0	0	0	0	0	0
A.Brown	0	1	1	0	0	0	0	0	0	0	0	0	0	0	0	0	0	0	0	0
M.Fields	0	0	0	0	0	0	0	0	0	0	0	1	0	0	0	0	0	0	0	0
B.Cooks	0	0	0	0	0	0	0	0	0	0	0	0	0	0	0	1	0	0	0	0
Total	42	29	71	2	12	6	8	0	2	2	1	1	0	0	0	0	1	0	0	0

First Quarter

1/3/2021

Play By Play

HST wins toss, elects to Receive, and TEN elects to defend the North goal.

S.Sloman kicks 65 yards from TEN 35 to end zone, Touchback.

Houston Texans at 15:00

1-10-HST 25 (15:00) (Shotgun) D.Watson pass deep middle to B.Cooks to HST 45 for 20 yards (M.Butler). P1
1-10-HST 45 (14:33) D.Watson pass incomplete short right to C.Hansen.
 2-10-HST 45 (14:29) (Shotgun) D.Watson pass short right to C.Hansen to HST 49 for 4 yards (A.Jackson).
 3-6-HST 49 (13:48) (Shotgun) D.Watson scrambles up the middle to TEN 47 for 4 yards (R.Evans).
 4-2-TEN 47 (12:54) (Punt formation) PENALTY on HST, Delay of Game, 5 yards, enforced at TEN 47 - No Play.
 4-7-HST 48 (12:41) B.Anger punts 42 yards to TEN 10, Center-J.Weeks, fair catch by K.Raymond.

Tennessee Titans at 12:33

1-10-TEN 10 (12:33) R.Tannehill pass deep right to A.Brown to TEN 31 for 21 yards (V.Hargreaves) [C.Omenihu]. TEN-A.Brown was injured during the play. P1
1-10-TEN 31 (12:10) D.Henry left tackle to TEN 34 for 3 yards (Z.Cunningham).
 2-7-TEN 34 (11:37) D.Henry left tackle to TEN 42 for 8 yards (J.Greenard). R2
1-10-TEN 42 (10:58) R.Tannehill pass incomplete short middle to C.Davis [J.Greenard].
 2-10-TEN 42 (10:53) D.Henry right end to TEN 39 for -3 yards (J.Watt, C.Watkins).
 3-13-TEN 39 (10:07) (Shotgun) PENALTY on TEN-N.Davis, False Start, 5 yards, enforced at TEN 39 - No Play.
 3-18-TEN 34 (9:45) (Shotgun) R.Tannehill pass short right to A.Firkser to TEN 40 for 6 yards (Z.Cunningham; A.Moore).
 4-12-TEN 40 (9:11) B.Kern punts 46 yards to HST 14, Center-M.Overton. K.Coutee to HST 16 for 2 yards (D.Evans).

Houston Texans at 9:01

1-10-HST 16 (9:01) D.Johnson left tackle to HST 19 for 3 yards (D.Long; D.Jones).
 2-7-HST 19 (8:24) (Shotgun) D.Johnson left end to HST 20 for 1 yard (D.Long).
 3-6-HST 20 (7:43) (Shotgun) D.Watson pass short left intended for B.Cooks INTERCEPTED by A.Hooker at HST 33. A.Hooker pushed ob at HST 31 for 2 yards (B.Cooks).

Tennessee Titans at 7:36

1-10-HST 31 (7:36) D.Henry up the middle to HST 29 for 2 yards (J.Watt; T.Adams).
 2-8-HST 29 (6:58) R.Tannehill pass incomplete deep right to C.Davis.
 3-8-HST 29 (6:52) (Shotgun) R.Tannehill pass incomplete short right to C.Davis.
 4-8-HST 29 (6:46) S.Sloman 47 yard field goal is GOOD, Center-M.Overton, Holder-B.Kern.

TEN 3 HST 0, 4 plays, 2 yards, 0:55 drive, 8:19 elapsed

S.Sloman kicks 66 yards from TEN 35 to HST -1. D.Hilliard to HST 22 for 23 yards (N.Westbrook-Ikhine).

Houston Texans at 6:41, (1st play from scrimmage 6:35)

1-10-HST 22 (6:35) D.Watson pass short left to B.Cooks to HST 30 for 8 yards (K.Vaccaro).
 2-2-HST 30 (6:02) D.Johnson up the middle to HST 31 for 1 yard (K.Vaccaro, D.Long).
 3-1-HST 31 (5:29) R.Johnson reported in as eligible. D.Johnson left end pushed ob at HST 33 for 2 yards (H.Landry III; M.Butler). R2
1-10-HST 33 (4:58) (Shotgun) D.Watson pass deep left to K.Coutee ran ob at TEN 25 for 42 yards (K.Vaccaro). P3
1-10-TEN 25 (4:23) (Shotgun) D.Watson pass short right to P.Brown to TEN 18 for 7 yards (D.Long). X4
 PENALTY on TEN-D.King, Defensive Holding, 5 yards, enforced at TEN 25 - No Play.
1-10-TEN 20 (4:09) (Shotgun) D.Watson pass incomplete short middle to D.Johnson (R.Evans).
 2-10-TEN 20 (4:06) D.Johnson left guard to TEN 17 for 3 yards (H.Landry III).
 3-7-TEN 17 (3:25) (Shotgun) D.Watson pass short right to B.Cooks to TEN 8 for 9 yards (K.Fulton). P5
1-8-TEN 8 (2:38) (Shotgun) D.Watson pass incomplete short right to D.Johnson.
 2-8-TEN 8 (2:35) (Shotgun) D.Watson pass short left to K.Coutee to TEN 6 for 2 yards (D.King).
 3-6-TEN 6 (1:49) (Shotgun) D.Watson pass incomplete short middle to J.Akins.
 4-6-TEN 6 (1:45) K.Fairbairn 24 yard field goal is GOOD, Center-J.Weeks, Holder-B.Anger.

TEN 3 HST 3, 11 plays, 72 yards, 1 penalty, 4:59 drive, 13:18 elapsed

K.Fairbairn kicks 65 yards from HST 35 to end zone, Touchback.

Tennessee Titans at 1:42

1-10-TEN 25 (1:42) (Shotgun) D.Henry up the middle to TEN 27 for 2 yards (Z.Cunningham, L.Johnson).
 2-8-TEN 27 (1:05) PENALTY on HST-C.Watkins, Neutral Zone Infraction, 5 yards, enforced at TEN 27 - No Play.
 2-3-TEN 32 (:48) D.Henry right end to TEN 40 for 8 yards (C.Omenihu). R3
1-10-TEN 40 (:07) R.Tannehill pass short middle to A.Brown to TEN 48 for 8 yards (K.Crossen).

Tennessee Titans vs Houston Texans at NRG Stadium

END OF QUARTER

	Score	Time Poss	First Downs				Efficiencies	
			R	P	X	T	3 Down	4 Down
Tennessee Titans	3	6:09	2	1	0	3	0/2	0/0
Houston Texans	3	8:51	1	3	1	5	2/5	0/0

Second Quarter

1/3/2021

Play By Play

Tennessee Titans continued.

2-2-TEN 48 (15:00) **D.Henry right tackle for 52 yards, TOUCHDOWN.** R4
S.Sloman extra point is GOOD, Center-M.Overton, Holder-B.Kern.

TEN 10 HST 3, 4 plays, 75 yards, 1 penalty, 1:51 drive, 0:09 elapsed

S.Sloman kicks 63 yards from TEN 35 to HST 2. D.Hilliard to HST 24 for 22 yards (N.Dzubnar).

Houston Texans at 14:51, (1st play from scrimmage 14:44)

1-10-HST 24 (14:44) (Shotgun) D.Watson pass short middle to P.Brown to HST 38 for 14 yards (D.Long). P6
1-10-HST 38 (14:05) (No Huddle, Shotgun) D.Watson pass short left to K.Coutee to HST 45 for 7 yards (M.Butler).
2-3-HST 45 (13:29) D.Watson scrambles up the middle to HST 46 for 1 yard (R.Evans).
3-2-HST 46 (12:44) (Shotgun) D.Watson pass incomplete deep right to B.Cooks.
4-2-HST 46 (12:36) (Punt formation) Direct snap to A.McCarron. A.McCarron pass deep right to S.Mitchell to TEN 34 for 20 yards (K.Raymond). P7
1-10-TEN 34 (11:47) (Shotgun) D.Johnson left guard to TEN 28 for 6 yards (D.Long; L.Murchison).
2-4-TEN 28 (11:11) (Shotgun) D.Johnson left end to TEN 18 for 10 yards (K.Vaccaro). R8
1-10-TEN 18 (10:28) (Shotgun) D.Watson sacked at TEN 25 for -7 yards (B.Reed).
2-17-TEN 25 (9:43) (Shotgun) D.Watson pass short left to B.Cooks ran ob at TEN 18 for 7 yards (R.Evans).
3-10-TEN 18 (9:03) (Shotgun) D.Watson sacked at TEN 25 for -7 yards (H.Landry III).
4-17-TEN 25 (8:19) **K.Fairbairn 43 yard field goal is GOOD, Center-J.Weeks, Holder-B.Anger.**

TEN 10 HST 6, 11 plays, 51 yards, 6:36 drive, 6:45 elapsed

K.Fairbairn kicks 65 yards from HST 35 to end zone, Touchback.

Tennessee Titans at 8:15

1-10-TEN 25 (8:15) (Shotgun) R.Tannehill pass short left to C.Davis to TEN 26 for 1 yard (Z.Cunningham; J.Greenard).
2-9-TEN 26 (7:34) (Shotgun) R.Tannehill left end ran ob at TEN 36 for 10 yards (J.Greenard). R5
1-10-TEN 36 (6:59) D.Henry right end ran ob at HST 48 for 16 yards (A.Moore). R6
1-10-HST 48 (6:23) R.Tannehill pass short right to C.Davis to HST 29 for 19 yards (J.Greenard). P7
1-10-HST 29 (5:48) (No Huddle) D.Henry left guard pushed ob at HST 1 for 28 yards (A.Moore). R8
1-1-HST 1 (5:16) (Shotgun) Direct snap to D.Henry. D.Henry right tackle to HST 4 for -3 yards (Z.Cunningham).
2-4-HST 4 (4:35) (Shotgun) **R.Tannehill pass short right to A.Brown for 4 yards, TOUCHDOWN.** P9
S.Sloman extra point is GOOD, Center-M.Overton, Holder-B.Kern.

TEN 17 HST 6, 7 plays, 75 yards, 3:46 drive, 10:31 elapsed

S.Sloman kicks 62 yards from TEN 35 to HST 3, out of bounds.

Houston Texans at 4:29

1-10-HST 40 (4:29) (Shotgun) D.Watson pass short right to C.Hansen to TEN 48 for 12 yards (K.Byard). P9
1-10-TEN 48 (4:01) (No Huddle, Shotgun) D.Watson sacked at 50 for -2 yards (D.King).
2-12-50 (3:21) (Shotgun) D.Watson pass short left to K.Coutee to TEN 42 for 8 yards (M.Butler).
3-4-TEN 42 (2:40) (Shotgun) *PENALTY on HST-P.Brown, False Start, 5 yards, enforced at TEN 42 - No Play.*
3-9-TEN 47 (2:19) (Shotgun) D.Watson pass short left to B.Cooks to TEN 33 for 14 yards (K.Vaccaro; A.Hooker). P10

Two-Minute Warning

1-10-TEN 33 (2:00) (Shotgun) D.Watson pass short left to P.Brown to TEN 27 for 6 yards (D.King).
2-4-TEN 27 (1:30) D.Johnson right guard to TEN 22 for 5 yards (D.Jones; B.Reed). R11
Timeout #1 by HST at 01:05.
1-10-TEN 22 (1:05) (Shotgun) D.Johnson left guard to TEN 19 for 3 yards (D.Long; K.Vaccaro).
2-7-TEN 19 (:34) (Shotgun) D.Watson pass short left to P.Brown pushed ob at TEN 12 for 7 yards (R.Evans). P12
1-10-TEN 12 (:27) (Shotgun) D.Watson pass incomplete short right to K.Coutee.
Timeout #2 by HST at 00:23.
2-10-TEN 12 (:23) (Shotgun) D.Watson pass short right to K.Coutee to TEN 10 for 2 yards (A.Jackson). TEN-A.Jackson was injured during the play.
Timeout #3 by HST at 00:19.
3-8-TEN 10 (:19) (Shotgun) D.Watson pass incomplete short left to B.Cooks.
The Replay Official reviewed the incomplete pass ruling, and the play was Upheld. The ruling on the field stands.
4-8-TEN 10 (:13) **K.Fairbairn 28 yard field goal is GOOD, Center-J.Weeks, Holder-B.Anger.**

TEN 17 HST 9, 12 plays, 50 yards, 4:19 drive, 14:50 elapsed

K.Fairbairn kicks 65 yards from HST 35 to end zone, Touchback.

Tennessee Titans vs Houston Texans at NRG Stadium

Tennessee Titans at 0:10

1-10-TEN 25 (:10) R.Tannehill kneels to TEN 24 for -1 yards.

END OF QUARTER

	Score	Time Poss	First Downs				Efficiencies	
			R	P	X	T	3 Down	4 Down
Tennessee Titans	17	4:05	4	2	0	6	0/0	0/0
Houston Texans	9	10:55	2	5	0	7	1/4	1/1

Third Quarter

1/3/2021

Play By Play

TEN elects to Receive, and HST elects to defend the South goal.

K.Fairbairn kicks 65 yards from HST 35 to end zone, Touchback.

Tennessee Titans at 15:00

1-10-TEN 25	(15:00) D.Henry left guard to TEN 29 for 4 yards (Z.Cunningham).	
2-6-TEN 29	(14:33) (No Huddle) D.Henry left end to TEN 43 for 14 yards (L.Johnson).	R10
1-10-TEN 43	(13:57) (No Huddle) D.Henry left end to TEN 41 for -2 yards (J.Greenard). HST-R.Blacklock was injured during the play.	
2-12-TEN 41	(13:20) (Shotgun) R.Tannehill pass short left to C.Davis to TEN 45 for 4 yards (T.Adams).	
3-8-TEN 45	(12:39) (Shotgun) R.Tannehill pass short right to A.Brown to HST 26 for 29 yards (V.Hargreaves; A.Moore).	P11
1-10-HST 26	(11:58) D.Henry left tackle to HST 26 for no gain (Z.Cunningham).	
2-10-HST 26	(11:13) (Shotgun) R.Tannehill pass incomplete short middle to C.Davis.	
3-10-HST 26	(11:10) (Shotgun) R.Tannehill pass short right to A.Firkser to HST 14 for 12 yards (A.Moore).	P12
1-10-HST 14	(10:25) (Shotgun) R.Tannehill pass short left to J.Smith to HST 6 for 8 yards (B.Scarlett).	
2-2-HST 6	(9:57) (No Huddle) D.Henry left end for 6 yards, TOUCHDOWN.	R13
	S.Sloman extra point is GOOD, Center-M.Overton, Holder-B.Kern.	

TEN 24 HST 9, 10 plays, 75 yards, 5:07 drive, 5:07 elapsed
--

S.Sloman kicks 65 yards from TEN 35 to end zone, Touchback.

Houston Texans at 9:53

1-10-HST 25	(9:53) D.Watson pass short right to B.Cooks ran ob at HST 36 for 11 yards.	P13
1-10-HST 36	(9:25) (No Huddle, Shotgun) D.Johnson right guard to HST 37 for 1 yard (K.Byard).	
2-9-HST 37	(8:57) (Shotgun) D.Watson pass short right to P.Brown to TEN 49 for 14 yards (D.Long).	P14
1-10-TEN 49	(8:19) (Shotgun) D.Watson pass incomplete short middle to B.Cooks.	
	<i>PENALTY on TEN-A.Jackson, Defensive Pass Interference, 11 yards, enforced at TEN 49 - No Play.</i>	X15
1-10-TEN 38	(8:15) D.Watson pass deep middle to B.Cooks for 38 yards, TOUCHDOWN. Handoff to 31-Johnson; Pitch to 4-Watson	P16
	K.Fairbairn extra point is No Good, Wide Right, Center-J.Weeks, Holder-B.Anger.	

TEN 24 HST 15, 4 plays, 75 yards, 1 penalty, 1:45 drive, 6:52 elapsed

K.Fairbairn kicks 58 yards from HST 35 to TEN 7. D.Evans to TEN 23 for 16 yards (M.Fields).

Tennessee Titans at 8:08, (1st play from scrimmage 8:03)

1-10-TEN 23	(8:03) (Shotgun) R.Tannehill pass short right to C.Davis to TEN 29 for 6 yards (V.Hargreaves; A.Moore).	
2-4-TEN 29	(7:22) D.Henry right tackle to TEN 37 for 8 yards (Z.Cunningham).	R14
1-10-TEN 37	(6:44) D.Henry right tackle to TEN 46 for 9 yards (J.Greenard; K.Crossen).	
2-1-TEN 46	(6:12) D.Henry right tackle to 50 for 4 yards (J.Greenard).	R15
1-10-50	(5:46) (No Huddle) R.Tannehill pass incomplete deep right to C.Davis.	
2-10-50	(5:41) D.Henry right tackle to HST 5 for 45 yards (Z.Cunningham).	R16
1-5-HST 5	(5:04) D.Henry left tackle to HST 5 for no gain (B.Scarlett). TEN-R.Saffold III was injured during the play. He is Out.	
2-5-HST 5	(4:36) (Shotgun) R.Tannehill scrambles right end for 5 yards, TOUCHDOWN.	R17
	S.Sloman extra point is GOOD, Center-M.Overton, Holder-B.Kern.	

TEN 31 HST 15, 8 plays, 77 yards, 3:39 drive, 10:31 elapsed

S.Sloman kicks 64 yards from TEN 35 to HST 1. D.Hilliard to HST 9 for 8 yards. Lateral to J.Owens pushed ob at HST 35 for 26 yards (A.Hooker).

Houston Texans at 4:29, (1st play from scrimmage 4:18)

1-10-HST 35	(4:18) D.Johnson left tackle to TEN 46 for 19 yards (M.Butler).	R17
1-10-TEN 46	(3:42) D.Johnson left guard to TEN 20 for 26 yards (K.Byard).	R18
1-10-TEN 20	(3:06) D.Watson pass deep right to B.Cooks for 20 yards, TOUCHDOWN.	P19
	TWO-POINT CONVERSION ATTEMPT. D.Watson pass to C.Hansen is complete. ATTEMPT SUCCEEDS. The Replay Official reviewed the runner broke the plane ruling, and the play was REVERSED. TWO-POINT CONVERSION ATTEMPT. D.Watson pass to C.Hansen is complete. ATTEMPT FAILS.	

TEN 31 HST 21, 3 plays, 65 yards, 1:30 drive, 12:01 elapsed

K.Fairbairn kicks 65 yards from HST 35 to end zone, Touchback.

Tennessee Titans at 2:59

1-10-TEN 25	(2:59) D.Henry right guard to TEN 28 for 3 yards (Z.Cunningham). FUMBLES (Z.Cunningham), RECOVERED by HST-C.Watkins at TEN 28.
-------------	--

Houston Texans at 2:52

1-10-TEN 28	(2:52) (Shotgun) D.Watson pass deep left to B.Cooks to TEN 1 for 27 yards (K.Byard).	P20
-------------	--	-----

Tennessee Titans vs Houston Texans at NRG Stadium

1-1-TEN 1 (2:03) (No Huddle, Shotgun) D.Watson pass short middle to D.Johnson to TEN 1 for no gain (D.Long; D.Jones).

2-1-TEN 1 (1:24) (Shotgun) D.Johnson right guard for 1 yard, TOUCHDOWN.

R21

K.Fairbairn extra point is GOOD, Center-J.Weeks, Holder-B.Anger.

TEN 31 HST 28, 3 plays, 28 yards, 1:32 drive, 13:40 elapsed
--

K.Fairbairn kicks 65 yards from HST 35 to end zone, Touchback.

Tennessee Titans at 1:20

1-10-TEN 25 (1:20) D.Henry right end to TEN 26 for 1 yard (C.Watkins).

2-9-TEN 26 (:44) (Shotgun) R.Tannehill sacked at TEN 25 for -1 yards (C.Watkins).

3-10-TEN 25 (:03) (Shotgun) R.Tannehill pass short right to A.Brown to TEN 36 for 11 yards (V.Hargreaves) [C.Omenihu].

P18

PENALTY on HST-C.Omenihu, Roughing the Passer, 15 yards, enforced at TEN 36.

X19

END OF QUARTER

	Score	Time Poss	First Downs				Efficiencies	
			R	P	X	T	3 Down	4 Down
Tennessee Titans	31	10:13	6	3	1	10	3/3	0/0
Houston Texans	28	4:47	3	5	1	9	0/0	0/0

Fourth Quarter

1/3/2021

Play By Play

Tennessee Titans continued.

<u>1-10-HST 49</u>	(15:00) D.Henry right tackle to HST 43 for 6 yards (K.Crossen).	
2-4-HST 43	(14:39) D.Henry right tackle to HST 37 for 6 yards (R.Blacklock, A.Moore). FUMBLES (A.Moore), recovered by TEN-D.Kelly at HST 36.	R20
<u>1-10-HST 36</u>	(14:11) D.Henry right end to HST 37 for -1 yards (J.Watt, C.Omenihu).	
2-11-HST 37	(13:31) R.Tannehill pass incomplete deep left to C.Davis (V.Hargreaves).	
3-11-HST 37	(13:23) (Shotgun) R.Tannehill pass incomplete short middle to N.Westbrook-Ikhine [T.Adams].	
4-11-HST 37	(13:17) (Shotgun) R.Tannehill sacked at HST 48 for -11 yards (C.Omenihu).	

Houston Texans at 13:13

1-10-HST 48	(13:13) (Shotgun) D.Watson scrambles up the middle to TEN 45 for 7 yards (H.Landry III). <i>PENALTY on TEN-D.Long, Unnecessary Roughness, 15 yards, enforced at TEN 45.</i>	X22
<u>1-10-TEN 30</u>	(12:51) (Shotgun) D.Watson pass short left to D.Johnson to TEN 26 for 4 yards (K.Vaccaro).	
2-6-TEN 26	(12:13) (Shotgun) D.Johnson left tackle to TEN 23 for 3 yards (D.Jones).	
3-3-TEN 23	(11:29) (Shotgun) D.Watson pass short left to J.Akins pushed ob at TEN 14 for 9 yards (A.Hooker) [J.Simmons].	P23
<u>1-10-TEN 14</u>	(10:54) (Shotgun) D.Watson pass short right to B.Cooks to TEN 7 for 7 yards (A.Jackson).	
2-3-TEN 7	(10:20) (Shotgun) D.Watson pass short right to P.Brown for 7 yards, TOUCHDOWN. K.Fairbairn extra point is GOOD, Center-J.Weeks, Holder-B.Anger.	P24

TEN 31 HST 35, 6 plays, 52 yards, 1 penalty, 2:59 drive, 4:46 elapsed
--

K.Fairbairn kicks 65 yards from HST 35 to end zone, Touchback.

Tennessee Titans at 10:14

1-10-TEN 25	(10:14) D.Henry left tackle to TEN 26 for 1 yard (C.Omenihu).	
2-9-TEN 26	(9:47) (No Huddle) D.Henry left tackle to TEN 29 for 3 yards (C.Watkins; Z.Cunningham).	
3-6-TEN 29	(9:03) (Shotgun) R.Tannehill pass short right to A.Brown pushed ob at TEN 40 for 11 yards (K.Crossen).	P21
<u>1-10-TEN 40</u>	(8:32) R.Tannehill scrambles right end to TEN 45 for 5 yards (J.Greenard; Z.Cunningham).	
2-5-TEN 45	(7:46) D.Henry right tackle to HST 49 for 6 yards (A.Brown; J.Greenard).	R22
<u>1-10-HST 49</u>	(7:06) D.Henry right end to HST 48 for 1 yard (T.Adams).	
2-9-HST 48	(6:27) (Shotgun) R.Tannehill pass short left to A.Brown to HST 43 for 5 yards (V.Hargreaves, T.Adams).	
3-4-HST 43	(5:45) (Shotgun) R.Tannehill pass short left to A.Brown pushed ob at HST 38 for 5 yards (V.Hargreaves).	P23
<u>1-10-HST 38</u>	(5:11) D.Henry right guard to HST 34 for 4 yards (R.Blacklock).	
2-6-HST 34	(4:33) (Shotgun) R.Tannehill left end ran ob at HST 23 for 11 yards (A.Moore).	R24
<u>1-10-HST 23</u>	(4:28) D.Henry left tackle for 23 yards, TOUCHDOWN NULLIFIED by Penalty. <i>PENALTY on TEN-A.Brewer, Offensive Holding, 10 yards, enforced at HST 16.</i>	
1-13-HST 26	(4:20) R.Tannehill pass incomplete short middle to A.Brown [J.Watt].	
2-13-HST 26	(4:17) (Shotgun) R.Tannehill pass short right to A.Brown to HST 21 for 5 yards (T.Adams).	
3-8-HST 21	(3:34) (Shotgun) R.Tannehill pass short left to C.Davis to HST 12 for 9 yards (L.Johnson; A.Moore) [J.Watt].	P25
<u>1-10-HST 12</u>	(2:53) D.Henry up the middle to HST 5 for 7 yards (T.Adams).	
2-3-HST 5	(2:15) D.Henry up the middle to HST 4 for 1 yard (R.Blacklock).	

Two-Minute Warning

3-2-HST 4	(2:00) (Shotgun) R.Tannehill left end to HST 1 for 3 yards (L.Johnson; T.Adams).	R26
	Timeout #1 by HST at 01:53.	
<u>1-1-HST 1</u>	(1:53) R.Tannehill up the middle for 1 yard, TOUCHDOWN NULLIFIED by Penalty. <i>PENALTY on TEN-M.Newhouse, Illegal Formation, 4 yards, enforced at HST 1 - No Play.</i>	
1-5-HST 5	(1:50) (Shotgun) R.Tannehill pass incomplete short left to J.Smith (T.Adams).	
2-5-HST 5	(1:47) (Shotgun) R.Tannehill left end for 5 yards, TOUCHDOWN. S.Sloman extra point is GOOD, Center-M.Overton, Holder-B.Kern. <i>PENALTY on HST, Illegal Formation, 5 yards, enforced between downs.</i>	R27

TEN 38 HST 35, 19 plays, 75 yards, 8:32 drive, 13:18 elapsed

S.Sloman kicks 58 yards from TEN 40 to HST 2. D.Hilliard to HST 21 for 19 yards (B.Reed).

PENALTY on HST-P.Brown, Offensive Holding, 9 yards, enforced at HST 18.

Houston Texans at 1:42, (1st play from scrimmage 1:38)

1-10-HST 9	(1:38) (Shotgun) D.Watson pass short left to D.Johnson to HST 41 for 32 yards (A.Jackson).	P25
------------	--	-----

Tennessee Titans vs Houston Texans at NRG Stadium

- 1-10-HST 41 (1:07) (No Huddle, Shotgun) D.Watson pass short right to B.Cooks to HST 46 for 5 yards (M.Butler).
The Replay Official reviewed the pass completion ruling, and the play was Upheld. The ruling on the field stands.
- 2-5-HST 46 (:47) (Shotgun) D.Watson sacked at HST 38 for -8 yards (J.Crawford).
Timeout #2 by HST at 00:42.
- 3-13-HST 38 (:42) (Shotgun) D.Watson pass deep left to K.Coutee ran ob at TEN 33 for 29 yards.
- 1-10-TEN 33 (:36) (Shotgun) D.Watson pass incomplete short middle to B.Cooks.
- 2-10-TEN 33 (:32) (Shotgun) D.Watson pass incomplete deep middle to B.Cooks.
- 3-10-TEN 33 (:26) (Shotgun) D.Watson pass incomplete short left to C.Hansen [H.Landry III].
- 4-10-TEN 33 (:22) **K.Fairbairn 51 yard field goal is GOOD, Center-J.Weeks, Holder-B.Anger.**

P26

TEN 38 HST 38, 8 plays, 58 yards, 1:24 drive, 14:42 elapsed

K.Fairbairn kicks 65 yards from HST 35 to end zone, Touchback.

Tennessee Titans at 0:18

- 1-10-TEN 25 (:18) (Shotgun) R.Tannehill pass deep right to A.Brown to HST 23 for 52 yards (K.Crossen).
Timeout #1 by TEN at 00:10.
- 1-10-HST 23 (:10) D.Henry right end to HST 19 for 4 yards (Z.Cunningham; A.Moore).
Timeout #2 by TEN at 00:04.
Timeout #3 by HST at 00:04.
- 2-6-HST 19 (:04) **S.Sloman 37 yard field goal is GOOD, Center-M.Overton, Holder-B.Kern. Kick hits right upright and bounces through for the field goal.**

P28

TEN 41 HST 38, 3 plays, 56 yards, 0:18 drive, 15:00 elapsed

END OF QUARTER

	Score	Time Poss	First Downs				Efficiencies	
			R	P	X	T	3 Down	4 Down
Tennessee Titans	41	10:37	5	4	0	9	4/5	0/1
Houston Texans	38	4:23	0	4	1	5	2/3	0/0

Miscellaneous Statistics Report

Tennessee Titans vs Houston Texans
1/3/2021 at NRG Stadium

Ten Longest Plays for Tennessee Titans

Yards	Qtr	Play Start	Play Description
52	2	2-2-TEN 48	(15:00) D.Henry right tackle for 52 yards, TOUCHDOWN.
52	4	1-10-TEN 25	(:18) (Shotgun) R.Tannehill pass deep right to A.Brown to HST 23 for 52 yards (K.Crossen).
45	3	2-10-50	(5:41) D.Henry right tackle to HST 5 for 45 yards (Z.Cunningham).
29	3	3-8-TEN 45	(12:39) (Shotgun) R.Tannehill pass short right to A.Brown to HST 26 for 29 yards (V.Hargreaves; A.Moore).
28	2	1-10-HST 29	(5:48) (No Huddle) D.Henry left guard pushed ob at HST 1 for 28 yards (A.Moore).
26	3	3-10-TEN 25	(:03) (Shotgun) R.Tannehill pass short right to A.Brown to TEN 36 for 11 yards (V.Hargreaves) [C.Omenihu]. PENALTY on HST-C.Omenihu, Roughing the Passer, 15 yards, enforced at TEN 36.
21	1	1-10-TEN 10	(12:33) R.Tannehill pass deep right to A.Brown to TEN 31 for 21 yards (V.Hargreaves) [C.Omenihu]. TEN-A.Brown was injured during the play.
19	2	1-10-HST 48	(6:23) R.Tannehill pass short right to C.Davis to HST 29 for 19 yards (J.Greenard).
16	2	1-10-TEN 36	(6:59) D.Henry right end ran ob at HST 48 for 16 yards (A.Moore).
14	3	2-6-TEN 29	(14:33) (No Huddle) D.Henry left end to TEN 43 for 14 yards (L.Johnson).

Ten Longest Plays for Houston Texans

Yards	Qtr	Play Start	Play Description
42	1	1-10-HST 33	(4:58) (Shotgun) D.Watson pass deep left to K.Coutee ran ob at TEN 25 for 42 yards (K.Vaccaro).
38	3	1-10-TEN 38	(8:15) D.Watson pass deep middle to B.Cooks for 38 yards, TOUCHDOWN. Handoff to 31-Johnson; Pitch to 4-Watson
32	4	1-10-HST 9	(1:38) (Shotgun) D.Watson pass short left to D.Johnson to HST 41 for 32 yards (A.Jackson).
29	4	3-13-HST 38	(:42) (Shotgun) D.Watson pass deep left to K.Coutee ran ob at TEN 33 for 29 yards.
27	3	1-10-TEN 28	(2:52) (Shotgun) D.Watson pass deep left to B.Cooks to TEN 1 for 27 yards (K.Byard).
26	3	1-10-TEN 46	(3:42) D.Johnson left guard to TEN 20 for 26 yards (K.Byard).
22	4	1-10-HST 48	(13:13) (Shotgun) D.Watson scrambles up the middle to TEN 45 for 7 yards (H.Landry III).
20	1	1-10-HST 25	(15:00) (Shotgun) D.Watson pass deep middle to B.Cooks to HST 45 for 20 yards (M.Butler).
20	2	4-2-HST 46	(12:36) (Punt formation) Direct snap to A.McCarron. A.McCarron pass deep right to S.Mitchell to TEN 34 for 20 yards
20	3	1-10-TEN 20	(3:06) D.Watson pass deep right to B.Cooks for 20 yards, TOUCHDOWN.

Touchdown Scoring Information

		Offense	Defense	Special Teams
VISITOR	Tennessee Titans	5	0	0
HOME	Houston Texans	4	0	0

Player Scoring Information

Club	Player	TD	Rush TD	Rec TD	KO TD	Punt TD	Int TD	Fum TD	Misc TD	FG	XP	2Pt Rush	2Pt Rec	Sfty	Points
TEN	D.Henry	0	2	0	0	0	0	0	0	0	0	0	0	0	12
TEN	R.Tannehill	0	2	0	0	0	0	0	0	0	0	0	0	0	12
TEN	S.Sloman	0	0	0	0	0	0	0	0	2	5	0	0	0	11
TEN	A.Brown	0	0	1	0	0	0	0	0	0	0	0	0	0	6
HST	K.Fairbairn	0	0	0	0	0	0	0	0	4	2	0	0	0	14
HST	B.Cooks	0	0	2	0	0	0	0	0	0	0	0	0	0	12
HST	D.Johnson	0	1	0	0	0	0	0	0	0	0	0	0	0	6
HST	P.Brown	0	0	1	0	0	0	0	0	0	0	0	0	0	6

Possession Detail

	First Half		Second Half		Game	
	Visitor	Home	Visitor	Home	Visitor	Home
Largest Lead	11	0	16	4	16	4
Drives Leading	2	0	4	0	6	0
Time of Possession Leading	3:56	0:00	12:00	0:00	15:56	0:00
Largest Deficit	0	-11	-4	-16	-4	-16
Drives Trailing	0	3	1	5	1	8
Time of Possession Trailing	0:00	15:54	8:32	9:10	8:32	25:04
Times Score Tied Up		1		1		2
Lead Changes		2		3		5

Playtime Percentage

Percent of playtime per player on offense, defense and special teams

Tennessee Titans

Houston Texans

		Offense	Defense	Special Teams				Offense	Defense	Special Teams			
N Davis	G	71	100%	7	21%	M Scharping	T	63	100%	7	21%		
D Kelly	T	71	100%	7	21%	Z Fulton	G	63	100%	7	21%		
D Quessenberry	G	71	100%	7	21%	C Heck	T	63	100%	7	21%		
B Jones	C	71	100%			R Johnson	T	63	100%	3	9%		
R Tannehill	QB	71	100%			D Watson	QB	63	100%				
A Brown	WR	64	90%			N Martin	C	63	100%				
C Davis	WR	59	83%			D Johnson	RB	62	98%				
D Henry	RB	58	82%			B Cooks	WR	60	95%				
G Swaim	TE	46	65%	17	52%	C Hansen	WR	59	94%				
J Smith	TE	41	58%			K Coutee	WR	39	62%	1	3%		
R Saffold	G	38	54%	4	12%	P Brown	TE	38	60%	7	21%		
A Brewer	C	33	46%			D Fells	TE	26	41%	7	21%		
M Pruitt	TE	30	42%	10	30%	J Akins	TE	16	25%	7	21%		
C Batson	WR	17	24%			K Warring	TE	7	11%	8	24%		
J McNichols	RB	11	15%	9	27%	S Mitchell	WR	6	10%	2	6%		
A Firkser	TE	10	14%	9	27%	B Howell	RB	1	2%	19	58%		
N Westbrook	WR	7	10%	17	52%	G Mancz	C	1	2%	7	21%		
K Blasingame	FB	7	10%	1	3%	L Johnson	CB		71	100%	16	48%	
K Raymond	WR	3	4%	9	27%	Z Cunningham	LB		71	100%	9	27%	
D Evans	RB	1	1%	17	52%	T Adams	LB		71	100%	2	6%	
M Newhouse	T	1	1%	3	9%	A Moore	FS		70	99%	16	48%	
D Long	LB		63	100%		K Crossen	CB		70	99%			
K Byard	FS		63	100%		V Hargreaves	CB		70	99%			
M Butler	CB		63	100%		J Watt	DE		68	96%	1	3%	
K Vaccaro	SS		63	100%		C Omenihu	DE		58	82%	7	21%	
A Jackson	CB		62	98%		J Greenard	LB		50	70%			
H Landry	LB		60	95%		C Watkins	DE		46	65%	7	21%	
R Evans	LB		56	89%		R Blacklock	DT		35	49%	7	21%	
J Simmons	DT		51	81%	9	27%	A Alufohai	DT		29	41%	6	18%
D King	CB		44	70%	16	48%	J Reid	CB		25	35%		
W Ray	DE		39	62%						21	30%		
D Jones	NT		37	59%	16	48%	J Martin	DE		21	30%		
B Reed	LB		21	33%	7	21%	B Scarlett	LB		15	21%	17	52%
A Hooker	FS		16	25%	26	79%	A Brown	NT		10	14%	7	21%
K Fulton	CB		16	25%	2	6%	P Kalambayi	LB		1	1%	19	58%
M Dickerson	DT		15	24%	9	27%	C Armstrong	CB			26	79%	
L Murchison	DT		15	24%	7	21%	J Owens	CB			25	76%	
J Crawford	DT		9	14%	16	48%	K Emanuel	LB			19	58%	
D Bates	LB			26	79%	N Hall	LB			18	55%		
N Dzubnar	LB			26	79%	S Phillips	RB			16	48%		
W Compton	LB			24	73%	K Fairbairn	K			16	48%		
J Kalu	CB			16	48%	M Fields	CB			10	30%		
S Sloman	K			14	42%	B Anger	P			9	27%		
T Smith	CB			9	27%	J Weeks	LS			9	27%		
B Kern	P			8	24%	D Hilliard	RB			7	21%		

M Overton	LS	8	24%	B Benzschawel	C	7	21%
J Douglas	G	7	21%	S Kelemete	G	4	12%
				A McCarron	QB	1	3%



SUNDAY, JANUARY 3, 2021 - NRG STADIUM - HOUSTON, TEXAS - 3:25 P.M. CT

Table with columns NO., NAME, POS. listing Houston Texans players and their positions.

TEXANS OFFENSE

Table listing Houston Texans offensive players by position: QB, RB, WR, TE, LT, LG, C, RG, RT.

TITANS DEFENSE

Table listing Tennessee Titans defensive players by position: DE, NT, DT, OLB, ILB, DLB, CB, SS, FS, CB.

TEXANS SPECIALISTS

Table listing Houston Texans specialists by position: P, K, LS, H, PR, KR.

Rookies underlined

TEXANS PRONUNCIATIONS

Table listing pronunciations for Houston Texans players.

TEXANS DEFENSE

Table listing Houston Texans defensive players by position: DL, LB, CB, S.

TITANS OFFENSE

Table listing Tennessee Titans offensive players by position: WR, TE, LT, LG, C, RG, RT, WR, QB, RB.

TITANS SPECIALISTS

Table listing Tennessee Titans specialists by position: K, KO, P, H, PR, KOR, LS.

Rookies underlined

TODAY'S OFFICIALS

Table listing today's officials: Referee, Umpire, Down Judge, Line Judge, Field Judge, Side Judge, Back Judge, Replay Official, Replay Assistant.

TITANS PRONUNCIATIONS

Table listing pronunciations for Tennessee Titans players.

HOUSTON TEXANS

NO.	NAME	POS.
50	Adams, Tyrell	ILB
88	Akins, Jordan	TE
98	Alufohai, Auzoyah	DT
9	Anger, Bryan	P
30	Armstrong, Cornell	CB
90	Blacklock, Ross	DT
97	Brown, Andrew	DT
85	Brown, Pharaoh	TE
13	Cooks, Brandin	WR
82	Coulter, Isaiah	WR
16	Coutee, Keke	WR
35	Crossen, Keion	CB
41	Cunningham, Zach	ILB
56	Emanuel, Kyle	ILB
7	Fairbairn, Ka'imi	K
87	Fells, Darren	TE
39	Fields II, Mark	CB
73	Fulton, Zach	C/G
29	Gaines, Phillip	CB
52	Greenard, Jonathan	DLB
48	Hall, Nate	ILB
17	Hansen, Chad	WR
26	Hargreaves III, Vernon	CB
67	Heck, Charlie	T
22	Hilliard, Dontrell	RB
38	Howell, Buddy	RB
31	Johnson, David	RB
25	Johnson, Duke	RB
32	Johnson Jr., Lonnie	S
63	Johnson, Roderick	T
58	Kalambayi, Peter	ILB
64	Kelemete, Senio	G
54	Martin, Jacob	DLB
66	Martin, Nick	C
2	McCarron, A.J.	QB
3	McCown, Josh	QB
33	Moore Jr., A.J.	S
94	Omenihu, Charles	DE
36	Owens, Jonathan	S
40	Phillips, Scottie	RB
76	Qvale, Brent	G/T
19	Ratley, Damion	WR
34	Reid, John	CB
57	Scarlett, Brennan	DLB
74	Scharping, Max	G/T
78	Tunsil, Laremy	T
81	Warring, Kahale	TE
91	Watkins, Carlos	DE
4	Watson, Deshaun	QB
99	Watt, J.J.	DE
46	Weeks, Jon	LS

PRACTICE SQUAD

62	Benzschawel, Beau	C/G
47	Bolton, Curtis	ILB
72	Cabral, Cohl	C
43	Chesley, Anthony	CB
42	Ellerbe, Emmanuel	ILB
69	Henry Jr., Willie	DE
45	Kukwa, Anthony	LS
65	Mancz, Greg	C/G
11	Mitchell Jr., Steven	WR
83	Moore, J'Mon	WR
75	Nkansah, Elijah	T
27	Patterson, Manny	CB
14	Scott, Artavis	WR
37	Williams, Brandon	CB

HOUSTON TEXANS

NO.	NAME	POS.	HT.	WT.	AGE	EXP.	COLLEGE
2	AJ McCarron	QB	6-3	215	30	7	Alabama
3	Josh McCown	QB	6-4	218	41	18	Sam Houston State
4	Deshaun Watson	QB	6-2	215	25	4	Clemson
7	Ka'imi Fairbairn	K	6-0	183	26	5	UCLA
9	Bryan Anger	P	6-3	205	32	9	California
13	Brandin Cooks	WR	5-10	183	27	7	Oregon State
16	Keke Coutee	WR	5-11	187	23	3	Texas Tech
17	Chad Hansen	WR	6-2	202	25	2	California
19	Damion Ratley	WR	6-2	200	25	3	Texas A&M
22	Dontrell Hilliard	RB	5-11	202	25	3	Tulane
25	Duke Johnson	RB	5-9	210	27	6	Miami (Fla.)
26	Vernon Hargreaves III	CB	5-10	204	25	5	Florida
29	Phillip Gaines	CB	6-0	193	29	7	Rice
30	Cornell Armstrong	CB	6-0	185	25	3	Southern Miss
31	David Johnson	RB	6-1	224	29	6	Northern Iowa
32	Lonnie Johnson Jr.	S	6-2	213	25	2	Kentucky
33	A.J. Moore Jr.	S	5-11	200	25	3	Mississippi
34	John Reid	CB	5-10	187	24	R	Penn State
35	Keion Crossen	CB	5-10	185	24	3	Western Carolina
36	Jonathan Owens	S	5-11	210	25	2	Missouri Western State
38	Buddy Howell	RB	6-1	218	24	3	Florida Atlantic
39	Mark Fields II	CB	5-10	180	24	1	Clemson
40	Scottie Phillips	RB	5-8	209	23	R	Mississippi
41	Zach Cunningham	ILB	6-3	238	26	4	Vanderbilt
46	Jon Weeks	LS	5-10	242	34	11	Baylor
48	Nate Hall	ILB	6-2	235	24	1	Northwestern
50	Tyrell Adams	ILB	6-2	230	28	5	West Georgia
52	Jonathan Greenard	DLB	6-3	263	23	R	Florida
54	Jacob Martin	DLB	6-2	242	25	3	Temple
56	Kyle Emanuel	ILB	6-3	250	29	5	North Dakota State
57	Brennan Scarlett	DLB	6-4	263	27	5	Stanford
58	Peter Kalambayi	ILB	6-3	254	25	3	Stanford
63	Roderick Johnson	T	6-6	306	25	4	Florida State
64	Senio Kelemete	G	6-3	301	30	8	Washington
66	Nick Martin	C	6-4	295	27	5	Notre Dame
67	Charlie Heck	T	6-8	311	24	R	North Carolina
73	Zach Fulton	C/G	6-5	321	29	7	Tennessee
74	Max Scharping	G/T	6-6	327	24	2	Northern Illinois
76	Brent Qvale	G/T	6-7	315	29	6	Nebraska
78	Laremy Tunsil	T	6-5	313	26	5	Mississippi
81	Kahale Warring	TE	6-5	252	23	2	San Diego State
82	Isaiah Coulter	WR	6-2	198	22	R	Rhode Island
85	Pharaoh Brown	TE	6-6	258	26	3	Oregon
87	Darren Fells	TE	6-7	270	34	7	California-Irvine
88	Jordan Akins	TE	6-4	243	28	3	Central Florida
90	Ross Blacklock	DT	6-3	290	22	R	TCU
91	Carlos Watkins	DE	6-3	297	27	4	Clemson
94	Charles Omenihu	DE	6-5	280	23	2	Texas
97	Andrew Brown	DT	6-3	290	24	2	Virginia
98	Auzoyah Alufohai	DT	6-4	320	24	R	West Georgia
99	J.J. Watt	DE	6-5	288	31	10	Wisconsin

INTERIM HEAD COACH: Romeo Crennel

ASSISTANT COACHES: Tim Kelly (Offensive Coordinator / Quarterbacks), Tracy Smith (Special Teams Coordinator), Anthony Weaver (Defensive Coordinator / Defensive Line), John Aylward (Offensive Assistant), Danny Barrett (Running Backs), Deon Broomfield (Defensive Assistant), Akeem Dent (Defensive Assistant), Mike Devlin (Offensive Line), Bobby King (Inside Linebackers), Will Lawing (Tight Ends), D'Antonn Lynn (Secondary), DeNarius McGhee (Offensive Assistant), Matt O'Donnell (Coordinator of Football Research / Defensive Assistant), John Perry (Wide Receivers), Chris Rumph (Outside Linebackers), Carl Smith (Offensive Consultant), T.J. Yates (Assistant Quarterbacks).

TENNESSEE TITANS

NO.	NAME	POS.	HT.	WT.	AGE	EXP.	COLLEGE
5	Logan Woodside	QB	6-1	213	25	1	Toledo
6	Brett Kern	P	6-2	214	34	13	Toledo
11	A.J. Brown	WR	6-1	226	23	2	Mississippi
13	Cameron Batson	WR	5-8	175	25	3	Texas Tech
14	Kalif Raymond	WR	5-8	182	26	3	Holy Cross
15	Nick Westbrook-Ikhine	WR	6-2	211	23	R	Indiana
17	Ryan Tannehill	QB	6-4	217	32	9	Texas A&M
20	Senorise Perry	RB	6-0	210	29	6	Louisville
21	Malcolm Butler	CB	5-11	190	30	7	West Alabama
22	Derrick Henry	RB	6-3	247	26	5	Alabama
23	Tye Smith	CB	6-0	195	27	5	Towson
24	Kenny Vaccaro	S	6-0	214	29	8	Texas
25	Adoree' Jackson	CB	5-10	186	25	4	Southern California
26	Kristian Fulton	CB	5-11	197	22	R	Louisiana State
28	Jeremy McNichols	RB	5-9	205	25	1	Boise State
31	Kevin Byard	S	5-11	212	27	5	Middle Tennessee State
32	Darrynton Evans	RB	5-10	203	22	R	Appalachian State
33	Desmond King II	CB	5-10	201	26	4	Iowa
35	Chris Jackson	DB	5-10	193	22	R	Marshall
36	Kareem Orr	CB	5-11	195	24	1	Chattanooga
37	Amani Hooker	DB	5-11	210	22	2	Iowa
41	Khari Blasingame	FB/RB	6-0	233	24	2	Vanderbilt
45	D'Onta Foreman	RB	6-1	236	24	3	Texas
46	Joshua Kalu	DB	6-0	203	25	2	Nebraska
47	Matt Overton	LS	6-1	243	35	8	Western Washington
49	Nick Zubnar	LB	6-1	240	29	6	Cal Poly - San Luis Obispo
50	Derick Roberson	DLB	6-3	250	25	2	Sam Houston State
51	David Long Jr.	LB	5-11	227	24	2	West Virginia
53	Will Compton	LB	6-1	235	31	7	Nebraska
54	Rashaan Evans	LB	6-2	232	25	3	Alabama
56	Daren Bates	LB	5-11	225	30	8	Auburn
57	Wyatt Ray	DLB	6-3	255	24	1	Boston College
58	Harold Landry III	DLB	6-2	252	24	3	Boston College
60	Ben Jones	C	6-3	308	31	9	Georgia
62	Aaron Brewer	G/C	6-1	274	23	R	Texas State
64	Nate Davis	OL	6-3	316	24	2	Charlotte
71	Dennis Kelly	T	6-8	321	30	9	Purdue
72	David Quessenberry	OL	6-5	305	30	2	San Jose State
75	Jamil Douglas	G/C	6-4	309	28	3	Arizona State
76	Rodger Saffold III	G	6-5	325	32	11	Indiana
78	Marshall Newhouse	T	6-4	330	32	11	TCU
81	Jonnu Smith	TE	6-3	248	25	4	Florida International
84	Corey Davis	WR	6-3	209	25	4	Western Michigan
85	MyCole Pruitt	TE	6-2	245	28	5	Southern Illinois
86	Anthony Firkser	TE	6-2	246	25	3	Harvard
87	Geoff Swaim	TE	6-4	260	27	6	Texas
90	DaQuan Jones	DL	6-4	322	29	7	Penn State
91	Larrell Murchison	DL	6-2	297	23	R	North Carolina State
92	Matt Dickerson	DE	6-5	292	25	3	UCLA
93	Teair Tart	DT	6-2	304	23	R	Florida International
94	Jack Crawford	DL	6-5	274	32	9	Penn State
98	Jeffery Simmons	DT	6-4	305	23	2	Mississippi State

HEAD COACH: Mike Vrabel

ASSISTANT COACHES: Arthur Smith (Offensive Coordinator), Craig Aukerman (Special Teams), Brian Bell (Strength & Conditioning Assistant), Scott Booker (Safeties), Shane Bowen (Outside Linebackers), Keith Carter (Offensive Line), Ryan Crow (Assistant Special Teams), Tony Dews (Running Backs), Todd Downing (Tight Ends), Matt Edwards (Defensive Assistant), Mondray Gee (Strength & Conditioning Assistant), Jim Haslett (Inside Linebackers), Chandler Henley (Quality Control), Zak Kuhr (Defensive Quality Control), Anthony Midget (Secondary), Rob Moore (Wide Receivers), Pat O'Hara (Quarterbacks), Frank Piraino (Strength & Conditioning), Luke Steckel (Offensive Assistant), Mike Sullivan (Assistant Offensive Line), Terrell Williams (Defensive Line).

TENNESSEE TITANS

NO.	NAME	POS.
56	Bates, Daren	LB
13	Batson, Cameron	WR
41	Blasingame, Khari	FB/RB
62	Brewer, Aaron	G/C
11	Brown, A.J.	WR
21	Butler, Malcolm	CB
31	Byard, Kevin	S
53	Compton, Will	LB
94	Crawford, Jack	DL
84	Davis, Corey	WR
64	Davis, Nate	OL
92	Dickerson, Matt	DE
75	Douglas, Jamil	G/C
49	Dzubnar, Derrick	LB
32	Evans, Darrynton	RB
54	Evans, Rashaan	LB
86	Firkser, Anthony	TE
45	Foreman, D'Onta	RB
26	Fulton, Kristian	CB
22	Henry, Derrick	RB
37	Hooker, Amani	DB
25	Jackson, Adoree'	CB
35	Jackson, Chris	DB
60	Jones, Ben	C
90	Jones, DaQuan	DL
46	Kalu, Joshua	DB
71	Kelly, Dennis	T
6	Kern, Brett	P
33	King II, Desmond	CB
58	Landry III, Harold	DLB
51	Long Jr., David	LB
28	McNichols, Jeremy	RB
91	Murchison, Larrell	DL
78	Newhouse, Marshall	T
36	Orr, Kareem	CB
47	Overton, Matt	LS
20	Perry, Senorise	RB
85	Pruitt, MyCole	TE
72	Quessenberry, David	OL
57	Ray, Wyatt	DLB
14	Raymond, Kalif	WR
50	Roberson, Derick	DLB
76	Saffold III, Rodger	G
98	Simmons, Jeffery	DT
81	Smith, Jonnu	TE
23	Smith, Tye	CB
87	Swaim, Geoff	TE
17	Tannehill, Ryan	QB
93	Tart, Teair	DT
24	Vaccaro, Kenny	S
15	Westbrook-Ikhine, Nick	WR
5	Woodside, Logan	QB

PRACTICE SQUAD

73	Adams, Paul	T
95	Brown, Miles	DL
12	Daniel, Trevor	P
12	Davis, Rashard	WR
83	Hesse, Parker	TE
89	Hudson, Tommy	TE
66	Kemp, Brandon	T
4	Kizer, DeShane	QB
52	Munyer, Daniel	C
40	Orchard, Nate	DLB
44	Orzech, Matt	LS
42	Reed, Brooks	DLB
80	Rogers, Chester	WR
2	Sloman, Sam	K



TENNESSEE
TITANS

**LAST WEEK'S
GAME CLIPS**

**DERRICK HENRY
BECOMES 8TH PLAYER
WITH 2,000 YARDS
RUSHING**

**BY KRISTIE RIEKEN
ASSOCIATED PRESS
JANUARY 3, 2021**

HOUSTON (AP) — Tennessee's Derrick Henry became the eighth player in NFL history to run for 2,000 yards in a season, finishing with a career-high 250 yards on Sunday as the Titans beat the Houston Texans 41-38 to win their first AFC South title since 2008.

Henry, who entered the game with 1,777 yards rushing, reached the mark on a 6-yard run in the fourth quarter. He's the first player to top 2,000 yards since Adrian Peterson had 2,097 in 2012.

Henry finished that drive with 246 yards rushing. The Titans led 38-35 after quarterback Ryan Tannehill scored on a 5-yard run.

Henry added a 4-yard run on Tennessee's last drive and finished the season with a franchise-record 2,027 yards rushing.

Henry had a 52-yard touchdown run early in the second quarter and added a second score on a 6-yarder early in the third.

Another long run, this one for 45 yards later in the third quarter, put him at 201 yards rushing for the day. He lost a fumble on Tennessee's next drive before reaching 2,000 in the fourth quarter.

Chris Johnson held the previous franchise record. He rushed for 2,006 yards in 2009, making the Titans the only team to have two players eclipse the 2,000-yard mark. Johnson cheered for Henry on Twitter when he drew close to 2,000 yards, posting: "2 2k's!!!!"

Henry entered the game having already secured his second straight rushing title, making him the first player to lead the league in rushing in consecutive seasons since

LaDaianian Tomlinson in 2006-07. Second-place rusher Dalvin Cook of Minnesota entered the week with 1,557 yards rushing and missed Sunday's game after the death of his father.

Henry, the 2015 Heisman Trophy winner, ran for 1,540 yards last season.

He's the first player in the Super Bowl era to rush for 200 or more yards against the same team in three straight games. He had 212 yards rushing in a Week 6 win against Houston and piled up 211 yards rushing in last year's regular-season finale.

It was the fifth career 200-yard game for Henry, which ranks second behind Adrian Peterson and O.J. Simpson, who have six each.

###

**HENRY PASSES 2K,
TITANS BEAT TEXANS 41-
38 ON LATE FIELD GOAL**

**BY KRISTIE RIEKEN
ASSOCIATED PRESS
JANUARY 3, 2021**

HOUSTON (AP) — The Tennessee Titans won the AFC South on Sunday. All it took was Derrick Henry surpassing 2,000 yards rushing and rookie Sam Sloman's 37-yard field goal that bounced off the upright and through for a 41-38 victory over the Houston Texans.

Henry ran for a career-high 250 yards in the victory that gave Tennessee (11-5) its first AFC South title since 2008 and is the fifth straight loss for the Texans (4-12). The Titans needed the air game to set up Sloman's winner, though: a 52-yard reception by A.J. Brown moments after a 51-yard field goal by Houston tied it with 18 seconds left.

Tennessee will host Baltimore (11-5) next weekend.

Henry finished the regular season with a franchise-record 2,027 yards rushing to become the eighth player in NFL history to run for 2,000 yards. He passed Chris Johnson, who had 2,006 yards in 2009.

Henry had touchdown runs of 52 and 6 yards in his third straight 200-yard rushing game against the Texans.

Tennessee had a 3-point lead early in the fourth quarter when Tannehill was sacked on fourth-and-11 to give the Texans the ball at their 37. Houston took its first lead when Deshaun Watson found Pharaoh Brown on a 7-yard pass that made it 35-31 with about 10 minutes remaining.

The Titans then capped a long drive with a 5-yard TD run by Ryan Tannehill with less than two minutes remaining. Henry reached 2,000 yards with a 6-yard run early in that drive.

Tannehill threw for 216 yards and a touchdown and ran for two more scores. Watson threw for 365 yards and three touchdowns with an interception.

A 6-yard run by Henry extended the lead to 24-9 early in the third quarter. But Watson connected with Brandin Cooks on a 38-yard TD pass to cut the lead to 24-15 after a missed extra point.

A 5-yard scramble by Tannehill made it 31-15 later in the third. Henry had a 45-yard run two plays earlier to set up the score.

Cooks grabbed a 20-yard TD reception on Houston's next drive, but the 2-point conversion failed, leaving Houston down 31-21. Henry fumbled on Tennessee's next drive at its 28. Watson's 1-yard TD pass to David Johnson cut the lead to 31-28 late in the third.

Henry had put the Titans on top 10-3 when he dashed 52 yards early in the second quarter. Houston managed two field goals, but Tennessee extended the lead to 17-6 when Tannehill threw a 4-yard pass to Brown in the second quarter. Henry set up that score with a 28-yard run.

Houston added a field goal just before halftime to get within 17-9.

INJURIES

Titans: G Roger Saffold left in the third quarter with an ankle injury and didn't return.

Texans: LT Laremy Tunsil sat out on Sunday with an ankle injury. .

UP NEXT

Titans: host Baltimore next week in the wild-card round.

Texans: begin an offseason when they must hire a coach and general manager.

###

NFL TODAY, WEEK 17

**BY AP STAFF WRITER
ASSOCIATED PRESS
JANUARY 3, 2021**

Rushing

— Derrick Henry, Titans, became the eighth player to run for 2,000 yards by rushing for a career-high 250 in Tennessee's 41-38 victory over Houston.

Receiving

— A.J. Brown, Titans, caught 10 passes for 151 yards and a TD in Tennessee's 41-38 win at Houston.

Special Teams

— Sam Sloman, Titans, booted a 37-yard field goal that hit the right upright and went through with no time left to give Tennessee a 41-38 victory over Houston to clinch the AFC South title.

OH, HENRY!

Derrick Henry ran for a career-high 250 yards in Tennessee's 41-38 victory over Houston that gave the Titans (11-5) their first AFC South title since 2008. Henry finished the regular season with a franchise-record 2,027 yards rushing to become the eighth player in NFL history to run for 2,000 yards. He passed Chris Johnson, who had 2,006 yards in 2009. Henry had touchdown runs of 52 and 6 yards in his third straight 200-yard rushing game against the Texans.

###

**DERRICK HENRY
SURPASSES 2,000 RUSHING
YARDS AS TENNESSEE
TITANS SECURE AFC
SOUTH CHAMPIONSHIP**

***BY TURRON DAVENPORT
ESPN
JANUARY 3, 2021***

Few running backs have been as dominant as the Tennessee Titans' Derrick Henry over the past two seasons. Henry provided more proof Sunday, when he surpassed 2,000 rushing yards for the season in the Titans' 41-38 win over the Houston Texans.

On a lengthy drive in the fourth quarter, Henry reached 227 rushing yards -- surpassing the milestone. Henry finished with 250 yards and two touchdowns on 34 carries in the win, which gave Tennessee the AFC South title.

Henry is the eighth player in the 2,000-rushing-yards club, joining O.J. Simpson, Eric Dickerson, Barry Sanders, Terrell Davis, Jamal Lewis, Chris Johnson and Adrian Peterson. The Titans are the only NFL franchise to have two players (Johnson in 2006 was the other) who have rushed for 2,000 yards in a season.

Peterson was the last to do it when he picked up 2,097 in 2012.

"He's definitely showing that he is that next best thing. When you're Derrick Henry, teams are coming in and they are focused on stopping you. That right there makes it even more impressive," Peterson said last month.

Henry is the first player to post more than 200 rushing yards and two touchdowns in a game three times in a season. The 6-foot-3, 247-pound back joined Davis as the only players to have at least 1,900 rushing yards and 15 rushing touchdowns in a season. Henry will finish as the Triple Crown winner in rushing categories, leading running backs in rushing yards, touchdowns (17) and attempts.

Henry had more than 200 rushing yards for the third consecutive game against the Texans, making him the only player in NFL history to do so. He also joined Tiki Barber (New York Giants 2005, 2006) as the only NFL players to finish with 200-yard rushing games in back-to-back season finales.

###

WITH TOO MUCH TENSION, TITANS GET THEIR AFC SOUTH CROWN AND MORE

**BY PAUL KUHARSKY
PAULKUHARSKY.COM
JANUARY 3, 2021**

HOUSTON – That awful Titans' defense created a spectacularly tense and compelling football game at NRG Stadium late Sunday afternoon.

It looked fated for overtime despite the offenses' best efforts but then it found one more play, a terrific 52-yard Ryan Tannehill to A.J. Brown bomb that set up a game-winning field goal as time expired on a 41-38 thriller.

A fan of drama, I certainly didn't think the Titans would have enjoyed the part where they coughed up a 24-9 lead.

But I did wonder if, in the back-and-forth of the moment when the Texans took a lead, the Titans took it back and Houston pulled even before Tennessee won it, if there was some fun to be in the middle of the tautness.

"This ain't no video game," Brown said, laughing. "We're not trying to go back and forth like that. It's the NFL, you never know. You've got to keep going, anything can change at any moment. That's why you've got to keep your foot on the pedal. So, it's was definitely tough, but we came out with it."

Crown the 11-5 Titans AFC South Champions for the first time since 2008, and slot them for a home playoff game Sunday.

Put Derrick Henry down for the fifth-best rushing season in NFL history with the 2,027 yards he amassed after a 250-yard, two-score day, and notch a 1,075-yard receiving yard season for A.J. Brown in 14 games.

Having finally grabbed the flag of the AFC South, the question quickly

becomes whether the Titans can now maintain control of the Ravens?

They upset the No. 1 seed in Baltimore last January and won there in overtime in November.

A third consecutive win will be difficult, but they've found a successful formula.

It will have to include better defense against Lamar Jackson and a more talented offense than they played against the Texans, who amassed 457 yards. That's the ninth time a team has topped 412 against Tennessee this season. The Titans forced a punt and Amani Hooker ended their second drive with an interception.

After that, Houston scored every time it had the ball: field goal, field goal, field goal for the remainder of the first half. And after intermission, it got terrible: touchdown, touchdown, touchdown, field goal.

They did get a season-high four sacks against Deshaun Watson but still become just the second team in a 16-game season with fewer than 20 sacks to advance to the playoffs, joining the 1979 Broncos.

"I thought we played really good defensively in the first half in some tough spots," Mike Vrabel said. "We just didn't make enough plays defensively in the second half, and give them credit, they did. And I'll leave it at that."

But the Titans are built to match and surpass such things, and that's what they did, topping 40 points for the fifth time this season.

Tannehill supplemented his 18-for-27 passing with a TD with seven runs for 38 yards and two more scores.

He carried the ball 13 times in the Titans' final three games, averaging 8.8 yards and finding the end zone five times, as often as Henry.

The quarterback and Brown were marvelously efficient – Brown said "ah shit" when he learned he caught 10 of 11 targets because he thought he might have had them all. They totaled 151 yards and his 11th touchdown.

Brown seems to tweak his injured ankle every game or suffered some sort of leg injury that makes you wonder if he'll be able to return or be effective when he does. Then he returns in relatively short order and thrives. The toughness paired with the playmaking is what makes him a beloved teammate and a key leader.

"My mindset: Find a way when there is no way, find a way to win, that's what I tell myself," he said. "It is what it is, if I get banged up, unfortunately. If I can go back out there I'm going to go back out there. It's just another one. I hurt when it's over."

And while Henry was kicking himself for a lost fumble that helped make the game close, his 34 carries produced his fifth game of over 200 yards, this time a career-best 250 that came with what felt like relative ease, both inside and out.

"When he runs inside, guys collapse on him inside, and so everybody feels like they have to collapse down to try to stop him," Texans interim coach Romeo Crennel said. "And so when he sees that, he's good enough, has good enough feet, good enough speed and balance to get outside, and then once he gets outside in space, he's hard to slow down."

While Deshaun Watson threw for 365 yards and three TDs, the Titans stars came out ahead.

"That's what this league is, guys," Vrabel said. "Your best players have to play great for you to win. That's been the same before I came into the league as a player and it'll be the same when I leave as a coach."

The big Tannehill-to-Brown hookup that got the Titans to the Houston 23 yard-line with 10 seconds left set up a guy who's not a star, a guy Kevin

Byard saw hanging around and thought was a scout or something.

Sam Sloman, subbing for Stephen Gostkowski, who's on the Covid list, said he was in uncharted territory.

His 37-yarder hit the right upright and fell through to win the game and set off the Titans celebration.

Henry was cool and calm like he always is, both during the game and after. He was super appreciative and thankful to everyone who was part of the 2,000-yard campaign and said it was a "great accomplishment for us collectively."

While it was unfolding, he knew somebody was keeping track, but he wasn't interested in updates or anything of the like.

"Focus on winning, winning the division, beating the Texans, us being able to put on those hats and shirts, make it to the playoffs," he said. "That was the main focus."

Vrabel, Brown and Sloman were wearing the hats when we talked to them.

The blue shirts with a small Titans flame ball logo say, "Division Champions, Won Not Done."

###

**DERRICK HENRY
BECOMES TITANS
SECOND 2,000-YARD
RUSHER**

**THE TITANS RUNNING
BACK BECOMES THE
EIGHTH PLAYER IN NFL
HISTORY TO REACH THE
MILESTONE.**

**BY MICHAEL HOGAN
SPORTS ILLUSTRATED
JANUARY 3, 2021**

A few weeks ago, a 2,000-yard season was just a possibility for Derrick Henry. In fact, he was a little behind pace.

But for the Tennessee Titans running back, nothing should come as a surprise. Certainly not another massive performance against a team he has dominated in recent seasons, the Houston Texans.

To become the eighth player in league history to reach 2,000 rushing yards in a single season Sunday, Henry needed 223 yards. And he got every last one of them and then some.

Henry entered one of the most exclusive clubs in football and all of sports, the 2,000-yard club, with a six-yard run on his 28th carry of the contest. It came with 7:46 to play.

Henry finished with 250 yards on 34 carries (both career-highs) as the Titans outlasted the Texans 41-38 to finish first in the AFC South for the first time since 2008. His final total of 2,027 yards is the fifth-highest single-season total in NFL history.

“I am very thankful for those guys [on the offensive line],” Henry said. “I told those guys in the locker room, every single one of them, how thankful I was for them. I wouldn’t want anybody else blocking for me. I couldn’t do it without them.”

Henry makes the Titans the first NFL franchise to have two 2,000-yard rushers. Chris Johnson earned his ‘CJ2K’ nickname when he rushed for 2,006 yards in 2009.

Johnson gave his reaction on Twitter, saying “2 2k’s!!!!

The 2015 Heisman Trophy winner at Alabama becomes the first running back to reach the milestone since Adrian Peterson did it with the Minnesota Vikings in 2012.

“I keep saying it’s a really cool moment, a really cool thing,” right tackle Dennis Kelly said. “That’s something when you’re older, when you’re done playing, you’re able to talk to your kids, that’s something you can look back and be like, ‘I did that.’ Instantly, there’s this bond that we all accomplished this together.”

“It’s going to be pretty impossible to forget.”

From the start of Sunday’s contest, the two-time rushing champion had the looks of a man on a mission. Henry had more than 100 yards rushing by halftime, including a 52-yard touchdown run in the second quarter. He added a six-yard touchdown in the third quarter. He surpassed 200 rushing yards for the game on the Titans’ second offensive series of the third quarter. At the start of the fourth quarter, he was 18 yards away from 2,000.

Henry said that he knew somebody had been keeping track of his progress toward 2,000 yards throughout the game. Quarterback Ryan Tannehill, who had the greatest statistical season of any Titans quarterback, said he didn’t have much of a clue about how close Henry was getting. He is happy to have been a part of it, though.

“I enjoy, like I said, every opportunity I get to go out and play on Sundays or Saturdays,” Tannehill said of the day. “You know, it’s something that when you go through what I went through over the past couple years, you appreciate it a little bit more. So, to be able to get into the playoffs for a second time, win the division, it’s definitely a moment I’ll look back on and really appreciate.”

In the process of gaining the final yards to reach 2,000, Henry had one mistake that clearly did just enough to bother him to the point where he was not all smiles after a massive performance in a memorable victory.

He lost his second fumble of the season late in the third quarter -- a rare mishap from a player who almost never coughs up the football. The Texans scored a touchdown plays to close the Titans’ lead to three, 31-28.

“You know, after rushing 2,000 yards, but I’m serious, right now I’m just pissed off at myself for the mishaps that I had,” he said.

While Henry wouldn’t acknowledge much about his season, it has been historic.

He is the 10th player since 1953 to be the league’s rushing champion in consecutive seasons, and the other nine are members of the Pro Football Hall of Fame. Four of the previous 2,000-yard rushers also have a spot in Canton, Ohio.

In leading the league this season, Henry had seven 100-yard performances and three others with more than 200 yards. He is the first player to have three 200-yard rushing performances in a season since 2016 and fifth overall since the 1970 AFL-NFL merger. Only a handful of running backs have had one 200-yard rushing game since 2018.

Henry now has five career 200-yard rushing performances, and three of them have come in his last three games against Houston. He is the first player in league history to have that many against a single opponent.

A player who notoriously takes zero credit for his accolades and commends his teammates for just about everything he accomplishes, Henry might as well start writing his Hall of Fame speech.

He will have a lot of people to thank.

“I’m just thankful for my teammates,” he said. “Thankful for all of them, you know, week in and week out, you know, them doing their job. Just the unselfishness that they have for my success, I’m very thankful.”

But for now, reflection is something that will have to wait until this season is actually over.

“Regardless of if I got it, I did it or I didn’t,” he said. “I wasn’t pressing for it. I just wanted to be able to win the game as a team and make it to the playoffs in the division.”

###

SLOMAN MAKES A NAME FOR HIMSELF WITH GAME-WINNING KICK

SOME OF THE TENNESSEE TITANS PLAYERS HAD NO IDEA WHO THEIR PRACTICE SQUAD KICKER WAS UNTIL HE DELIVERED THE DECISIVE POINTS IN 41-38 VICTORY AT HOUSTON.

**BY IAN KAYANJA
SPORTS ILLUSTRATED
JANUARY 3, 2021**

Sam Sloman said he had no doubts. He was the only one.

The rookie kicker made a 37-yard field goal as time expired and lifted the Tennessee Titans to a 41-38 victory over the Houston Texans – and first place in the AFC South – on Sunday. The ball only went through after it bounced off the right upright.

“The last kick, it came off my foot, and I knew it was good,” Sloman said. “It was a little bit nerve-racking, but I knew it would be good.”

When the officials lifted their hands indicating the field goal was good, Sloman celebrated with teammates some of who, earlier this week, didn’t even know he was on the team. As a member of the practice squad since Nov. 24, Sloman largely has stayed away from the rest of the team to ensure his availability for a week such as this.

Regular placekicker Stephen Gostkowski was placed on the COVID-19 reserve list on Monday, and suddenly Sloman was pressed into service. For the game, Sloman made all five PATs and both field goals he attempted.

“Honestly I didn’t know who he was at practice,” safety Kevin Byard said. “I thought it was one of our scouts out there.

“He came up huge (Sunday). He made all his kicks. The guy comes

in from not having a job and then makes the game-winning field goal. God works in mysterious ways, man.”

Those teammates who didn’t know Sloman earlier this week, like many Titans fans, know him now. Linebacker Will Compton could be heard screaming during the post-game press conference, “You’re a stud (Sloman), you’re a stud.”

The game-winning kick was set up by a 54-yard pass from quarterback Ryan Tannehill to wide receiver A.J. Brown. A four-yard run from Henry made the kick shorter and set the stage for little-known Sloman to play the hero.

“I saw it hit off the post. And my stomach sank,” Tannehill said. “Then I saw it drop down. And I said, ‘I think it might of went in.’ And sure enough, the refs put their hands up and it was in.”

Given the way things turned out, it was only fitting that Sloman wore the number ‘2’ jersey for the Titans.

The number formerly belonged to the late Rob Bironas, who holds the NFL record for field goals made in one game (eight). He set that mark against none other than the Texans on Oct. 21, 2007. And in that game, he also kicked the game-winning field goal on the road.

In a way, history repeated itself.

“I was talking about (Bironas) at practice on Friday,” Sloman said. “It was pretty cool to be wearing the same number as him.”

Sometimes, there is no better story in football other than the practice squad kicker stepping up to win the division. The last kick, for Sloman, ranks number one in his career, he said. And because of his effort, the Titans finish the season first in the AFC South.

“It’s been a pretty crazy experience,” Sloman said. “It’s just been awesome to see everyone excited for me.”

###

TITANS 41, TEXANS 38: WHAT WE LEARNED

THE TITANS HAD TO WAIT UNTIL NO TIME REMAINED ON THE CLOCK BEFORE THEY KNEW THAT THEY HAD WON THE AFC SOUTH.

**BY DAVID BOCLAIR
SPORTS ILLUSTRATED
JANUARY 3, 2021**

It was not until time ran out on the regular season that the Tennessee Titans knew they had finished first in the AFC South.

Sam Sloman's 37-yard field goal as the last seconds ticked off lifted the Titans to a 41-38 victory over the Houston Texans, but only after it hit the right upright and bounced through. With that, they finished 11-5, claimed their first division title – their first since 2008 – by virtue of a tiebreaker with the Indianapolis Colts and earned the right to host a playoff game during wild card weekend.

Who knows what will happen during the postseason? As Tennessee proved with its run to the AFC Championship game last year, anything is possible.

Here is some of what we learned, however, about the Titans in their final contest before they set off in pursuit of a Super Bowl appearance.

- Derrick Henry earned it: The two-time NFL rushing champion became the eighth player in NFL history to rush for 2,000 yards in a season, and he did it with 250 yards on 34 carries, both of which were career-highs.

No one can say the Titans simply fed him in order to get him to that milestone. They needed every one of those carries and yards in order to outlast the Texans, who for the second time this season posed a stiff challenge.

He had more than 100 yards rushing in each half (113 in the first, 137 in

the second), scored two rushing touchdowns and at times was a valuable decoy, which allowed quarterback Ryan Tannehill to rush for 38 yards and two touchdowns on seven carries in his own right.

“Told those guys [on the offensive line] in the locker room, every single one of them on offense how thankful I was for them,” Henry said. “I wouldn't want nobody else blocking for me but the guys up front, and I couldn't do it without them.”

Fittingly, the final play for the offense was a four-yard run by Henry that got the ball a little closer for kicker Sam Sloman's game-winning field goal. That gave him 2,027 yards for the season, the fifth highest single-season total in NFL history.

- Not ready for anything: Houston came into this game with nothing to lose – and played like it. The Texans (4-12) attempted a reverse on a kickoff return, a fake punt and a flea-flicker. All of them worked to a degree on a day when little went well for the Titans' defense as Houston scored on each of its last eight possessions (four touchdowns, four field goals).

The fake punt came early in the second quarter. Backup quarterback A.J. McCarron lined up as the personal protector and completed a pass for 20 yards that ultimately led to a field goal.

The tricky return allowed Houston's offense to start a drive at its own 35, its best starting field position of the second half other than the time Tennessee's offense turned it over on downs. That drive ended with a touchdown 90 seconds later.

The flea-flicker came earlier in the third quarter and produced a 38-yard touchdown pass from Watson to Brandin Cooks, the Texans' first touchdown of the contest after three field goals.

“I think we're well aware that they would do anything that they possibly could, and they had

nothing to lose,” coach Mike Vrabel said. “We have to be better. You know what I mean? We have to be better in those situations. We have to get those guys covered. We have to be able to understand that flea flickers and keeping our eyes on our guy, all those different types of plays, reverse on the kickoff and on ask on and on.”

- Count on the kickers: The Titans had a hard time finding anyone to make a kick in 2019. Not so in 2020.

The season ended with Sloman's decisive three-pointers in his Titans' debut and capped a day in which the rookie out of Miami (Ohio) was a perfect 7-for-7 (five PATs, two field goals). Sloman, who started the season with the Rams, got the call this week because Stephen Gostkowski, who made game-winning kicks each of the first three weeks, is on the COVID-19 reserve list.

Signed to the practice squad in November, Sloman did not even meet many of his current teammates before Sunday. He sure made a good first impression.

“He came up huge,” safety Kevin Byard said. “He made all of his kicks. It's crazy because the guy comes from not having a job or whatever and then comes in here and makes the game-winning field goal to make us win the division.”

- All good things must end: Corey Davis' best season as a professional included the best stretch of performances he has strung together. It began in November, lasted until mid-December and included four 100-yard performances.

He was shut out in Week 16 against Green Bay, which had a lot to do with the fact that only two passes came his way the entire contest. Against Houston, he finished with five receptions for 39 yards, and the fact that he did not have better numbers was on him. The soon-to-be free agent had at least three drops and ultimately caught fewer than

half of the 11 passes that were thrown to him.

The quiet finish left him 16 yards shy of 1,000 for the season. He finished with 65 receptions for 984 yards, both career-highs but also second on the team to A.J. Brown, who caught 10 of 11 passes thrown his way against the Texans for 151 yards. That gave Brown 1,075 yards, his second 1,000-yard season in as many tries.

“My stomach is sick for Corey,” Tannehill said. “I really wanted him to reach his mark as well. But [it] doesn't take way what a season he's had. Four yards doesn't really change the season he's had.”

- One and won: It has become abundantly clear that Vrabel and his staff learn their lessons. Over the last two seasons, the Titans are 8-4 against AFC South opponents, but they are 6-0 in the second contests with Houston, Jacksonville and Indianapolis during those two campaigns.

This victory over Houston was reminiscent of the first meeting. Tennessee built a lead, allowed Houston to get rolling in the second half and had to do something dramatic late to win it. Take the season series with Indianapolis, though. Tennessee was blown out 34-17 in the first meeting but crushed the Colts 45-26 a mere 17 days later. With Jacksonville, it was a nail-biter the first time (33-30) and a laughier the second (31-10).

“Focus on winning, winning the division, beating the Texans, us being able to put on those hats and shirts, make it to the playoffs,” Henry said. “That was the main focus.”

All of this bodes well for the start of the postseason given that the Titans' opponent in the wild card round is one they faced already this season, the Baltimore Ravens. Tennessee won that one 30-24 in overtime on Nov. 22.

###

**RYAN TANNEHILL
REACHES WARREN
MOON IN TITANS/OILERS
RECORD BOOK**

***BY ADAM SPARKS
THE TENNESSEAN
JANUARY 3, 2021***

HOUSTON — Ryan Tannehill tied Warren Moon for second place in single-season touchdown passes in Titans/Oilers franchise history in Sunday's regular-season finale against the Texans.

Tannehill tossed his 33rd touchdown pass, equaling Moon's mark in 1990. Tannehill trails only George Blanda's 36 touchdown passes in 1961 for the franchise record.

Tannehill has now thrown a touchdown pass in 13 consecutive games.

Tannehill also moved into third place on the franchise's single-season list for passing yards. He passed Moon's mark of 3,631 yards in 1989. But Tannehill still trails two other massive totals by Moon of 4,689 in 1990 and 4,690 yards in 1991 in the Oilers' prolific run-and-shoot passing offense.

###

SAM SLOMAN HAD NOT MET ALL OF HIS TITANS TEAMMATES BEFORE MAKING WINNING KICK AGAINST TEXANS

**BY MIKE ORGAN
THE TENNESSEAN
JANUARY 3, 2021**

Titans safety Kevin Byard might not have known who Sam Sloman was before Sunday's thrilling final regular-season win against Houston, but he certainly knew who Sloman was when it was over.

Sloman, a kicker who signed with the practice squad late in the year, booted a 37-yard field goal, which doinked off the right upright, as time expired, lifting the Titans to a 41-38 victory at NRG Stadium.

"When we were in practice and I saw him doing his kicks and stuff, honestly, I didn't know who he was," Byard said. "Not to be funny or anything like that, but I thought he might have been one of our scouts. Not a scout team player; a scout. I didn't know that we had signed a new kicker."

Sloman, a Rosewell, Georgia, native who played at Miami (Ohio), was activated from the practice squad to replace Stephen Gostkowski, who was placed on the Reserve/COVID-19 list on Monday.

Byard and the rest of the defense had to be grateful for Sloman's clutch performance. It saved the defense from being blamed for what could have been a disappointing loss.

The Texans had come roaring back, scoring on eight consecutive possessions to take a fourth-quarter lead. The Titans mounted the game-winning drive with 18 seconds left. A 52-yard pass from Ryan Tannehill to A.J. Brown put the ball at the Texans' 25. Sloman's field goal came two plays later.

"It's crazy; the guy goes from not having a job and then he comes in here and made the game-winning

field goal to make us win the (AFC South) division," Byard said. "God works in mysterious ways honestly. I'm really happy for (Sloman)."

The other players on the team swarmed Sloman after he made the kick.

During Sloman's postgame interview with the media, Titans linebacker Will Compton could be heard yelling, "You're a stud, Sloman!"

Sloman admitted Byard wasn't the only player he had not met prior to kickoff.

"I spent the week just trying to get to know guys a little bit better; there's a few I still had not met," he said. "Leading up to the game I felt very comfortable around everybody. It's been awesome to see everybody so excited for me after that last kick."

Sloman was the last kicker selected with the 248th overall pick in the 2020 NFL Draft by the Los Angeles Rams. He converted on eight of 11 field goals with a long of 42 yards in seven games before being waived on Oct. 27.

Sloman was confident the winning kick against the Texans was good when he made contact, even though it bounced off the upright.

"I knew it was good off the foot; I didn't think it was going to be too close immediately and then I saw the ball," he said. "It was a little bit nerve-wracking, but I still knew it was going to be good."

Sloman was 2-for-2 on the day. He also connected on a 29-yarder in the first quarter to put the Titans up 3-0.

Coach Mike Vrabel said he was not sure whether Sloman would remain on the active roster when the Titans (11-5) face the Ravens (11-5) on Sunday (noon, ABC and ESPN) in the wild-card playoffs at Nissan Stadium.

"I'd say (Sloman) is more than a reasonable option, and we won't

know about Stephen until we get back," Vrabel said. "We'll put the injury report back out on Tuesday or Wednesday."

###

**TITANS' A.J. BROWN
JOINS JERRY RICE,
RANDY MOSS, OTHERS AS
FASTEST-STARTING WIDE
RECEIVERS IN NFL
HISTORY**

***BY ADAM SPARKS
THE TENNESSEAN
JANUARY 3, 2021***

HOUSTON — Titans wideout A.J. Brown joined a historic list of fast-starting receivers like Jerry Rice, Randy Moss, Larry Fitzgerald and others on Sunday.

In the regular-season finale against the Texans, Brown became the ninth player in NFL history to record at least 2,000 receiving yards and 18 touchdown receptions in his first two seasons.

The list includes Rice (49ers, 1985-86), Moss (Vikings, 1998-99), Fitzgerald (Cardinals, 2004-05), Odell Beckham Jr. (Giants, 2014-15), A.J. Green (Bengals, 2011-12), Julio Jones (Falcons, 2011-12), Marques Colston (Saints, 2006-07) and John Jefferson (Chargers, 1978-79).

Seahawks wide receiver D.K. Metcalf, a former Ole Miss teammate of Brown, could also join the group with a touchdown catch.

Brown caught a 4-yard TD pass in the second quarter, his 11th this season. That ties Drew Bennett's mark of 11 in 2004 as the most in a season in the franchise's Titans era, which began in 1999.

###

**TITANS' DERRICK HENRY
RUSHES FOR 2,000 YARDS,
EIGHTH PLAYER IN NFL
HISTORY TO DO SO**

touchdowns this season, while
Campbell scored 19 in 1979.

###

*BY ADAM SPARKS
THE TENNESSEAN
JANUARY 3, 2021*

HOUSTON — Titans running back Derrick Henry became the eighth player in NFL history to rush for at least 2,000 yards in a season.

He eclipsed the mark with another monster game against the Texans in Sunday's regular-season finale.

Henry joins Eric Dickerson (2,105), Adrian Peterson (2,097), Jamal Lewis (2,066), Barry Sanders (2,053), Terrell Davis (2,008), Chris Johnson (2,006) and O.J. Simpson (2,003) as players to have reached the milestone.

The Titans now have two players on that list, as Johnson hit the mark in 2009.

Henry got to 2,000 yards with his third 200-yard rushing game this season. He is only the fifth player to accomplish that feat, joining Earl Campbell (four in 1980), Simpson (1973), Tiki Barber (2005) and Jay Ajayi (2016).

Henry also became the sixth player since 1948 to rush for at least 1,000 yards on the road in a season, joining some all-time greats.

The list includes Jim Brown (1963), Simpson (1975), Dickerson (1984), Gerald Riggs (1985) Sanders (1997) and Peterson (2012).

Henry entered Sunday's regular-season finale against the Texans with 971 rushing yards on the road this season. He quickly passed the 1,000-yard mark with a 52-yard touchdown run to start the second quarter.

Henry also moved into second place behind Earl Campbell in single-season rushing touchdowns in franchise history. He has 17 rushing

**TITANS' FIRST AFC
SOUTH TITLE SINCE 2008
WASN'T EASY, BUT WHAT
WAS THIS SEASON? |
ESTES**

**BY GENTRY ESTES
THE TENNESSEAN
JANUARY 3, 2021**

So it took all that, a mulligan week with high drama, blown leads, late comebacks, a 2,000-yard rusher and a fill-in kicker bouncing the game-winner off an upright against a four-win opponent.

But, boy, they'll take it. After a dozen years? Of course, they will.

It might be more a hoarse whisper than a shout, but say it with me:

Tennessee Titans, AFC South champions.

First time since 2008. It's been awhile, so long that the fact it finally has happened will end up overshadowing the crazy manner in which it did – which was just barely.

I suppose if this 41-38 victory against the Texans had gone down any easier Sunday, it wouldn't have fit these Titans (11-5), flawed and undeniably tough as they are.

"It's never easy in this league," Titans coach Mike Vrabel said, "and I hope that everyone appreciates that. We don't take winning for granted."

Easy would have been finally clearing the divisional hurdle last Sunday in snowy Green Bay, fitting as it was to do it under those banners in Houston. The Texans won this division four of the past five seasons, but they've hit the skids in 2020. The Titans took the torch directly.

The Texans and quarterback Deshaun Watson made them earn it, though. They kept coming. They tied it with 18 seconds remaining, forcing the Titans into a 52-yard completion and Sam Sloman's 37-

yard field goal, with the kiss off the upright, to end the game.

"Almost gave me an ulcer on the sidelines," safety Kevin Byard said. "It was pretty intense."

Wild, but oddly on brand. The Titans have won 11 games, and more than a few have been of the fly-by-the-seat-of-your-britches variety, heartstoppers that could have gone the other way but ultimately didn't – in large part because of Derrick Henry.

We've also grown so accustomed to Henry's weekly brilliance that a 250-yard performance to secure a 2,000-yard season was entirely believable even before it played out in the same stadium in which Henry won the first of his two NFL rushing titles in Week 17 last season.

In reaching 2,000, Henry became the first NFL player to do it since Adrian Peterson in 2012 and the first Titans player since Chris Johnson in 2009.

That's right: The Titans' last 2,000-yard rushing season was more recent than their last divisional title.

And that's what Sunday was about more than anything else.

It was about the fact that since 2008, the Titans have struggled and rebuilt and watched each of the division's three other franchises get to celebrate what they finally did Sunday.

It was about a franchise with a reputation – even in recent times of success – for the bare minimum. The Titans made the playoffs two of the past three years with a 9-7 record and a wild card.

They could have snuck in there this time, too. By the time they kicked off their regular-season finale in Houston, they were assured of at least being in the playoffs. The Colts, though, were surely going to beat the Jaguars (and they did), meaning that the Titans needed to complete a season sweep of the Texans to win the division and bring

a playoff game to Nissan Stadium for the first time since ... checks notes ... that same 2008 season.

Then once the game started, the Titans seemed to have things in hand. And then they didn't.

The Texans trailed 31-15 with 4:29 left in the third quarter. But for this Titans' defense, few leads have been safe. Once the momentum started rolling Houston's way, it was difficult to stop.

Didn't help that Henry, good as he was in this game, fumbled in the second half.

Didn't help, too, that the Titans went for a fourth-and-11 and Ryan Tannehill was sacked near midfield.

After the Texans jumped in front, the Titans pieced together a 19-play drive to retake the lead, leaving it up to the defense to halt Watson with so much on the line.

They couldn't do it.

But neither could the Texans' defense.

Next up: The Ravens on Sunday. That playoff game won't be easy, either, but the Titans have earned the right to be there.

"They don't quit. They don't give in," Vrabel said of his team, "and I know there's times where you could. ... They didn't. They battled back."

We might soon be approaching an era in which the Titans can start taking playoff berths and division titles for granted, but we're not there yet.

That was clear on a Sunday that ended in a deserved celebration.

Finally.

###

**TITANS REPORT CARD:
DERRICK HENRY, SAM
SLOMAN SHINE WHILE
OTHER PARTS STRUGGLE**

###

**BY MIKE ORGAN
THE TENNESSEAN
JANUARY 3, 2021**

Grading the Titans' 41-38 victory over the Texans on Sunday night at NRG Stadium:

Passing offense: C+

What would have been a below average performance for the unit got upgraded when Ryan Tannehill tossed a 54-yard strikedown the middle of the field to A.J. Brown, which set up the game-winning field goal. It capped an outstanding game for Brown, who finished with 10 catches for 151 yards and a touchdown.

Brown also proved to be Tannehill's only dependable receiver. Corey Davis, who had no catches last week, struggled again with too many dropped passes. Davis did recover with a big catch for a key first down deep in Texans territory to keep alive a late scoring drive.

Rushing offense: A+

It was a historic day for the unit with Derrick Henry rushing for a career-high 250 yards. He became the eighth player in NFL history to reach the 2,000-yard mark in a season, finishing with 2,023.

Henry, who came into the game with a history of making long runs against the Texans, broke a big one on the first play of the second quarter when he went 52 yards for a touchdown. That finally got the offense in gear. On the next drive, Henry ran 28 yards to the Texans' 1-yard line, setting up another touchdown.

When Henry wasn't slicing through the Texans' defense, Tannehill slipped free for several key runs, including the last touchdown.

Passing defense: D

After starting the game by coming up with a rare interception against Texans quarterback Deshaun Watson, the Titans' pass defense unraveled late in the first half before completely collapsing in the second half. Houston scored on eight consecutive drives to take its first lead in the fourth quarter.

Watson punished the Titans on his way to completing 28 of 39 passes for 365 yards and three touchdowns. Brandin Cooks had 11 catches for 166 yards and two touchdowns.

Rushing defense: C

Texans running back David Johnson apparently grew tired of watching Henry run up and down the field and made some nice runs in the second half, which prevented the Titans from putting the game out of reach. The Titans were out of position and showed poor technique on several of Johnson's runs. He had 84 yards on 14 carries and a touchdown.

Special teams: A

Sam Sloman, who was signed to the practice squad during Week 12, replaced kicker Stephen Gostkowski, who was placed on the Reserve/COVID-19 list on Monday, and won the game with a 37-yard field goal. The kick bounced through after hitting the right upright, but Sloman said he knew it was good when it left his foot. Sloman also connected on a 27-yard field goal in the first quarter, making him 2-for-2.

Coaching: B

After the lapse on defense, coach Mike Vrabel was aggressive with his decision late in rally. The Titans maintained their poise in the face of adversity, and Vrabel deserves credit for that. After coming back to win, the Titans will be able to carry some momentum into the playoffs instead of going in on the heels of a disappointing loss. Vrabel is also to be congratulated on leading the Titans to their first AFC South title since 2008.

HENRY DRIVEN FOR MORE, AFTER 2,000-YARDS, DIVISION TITLE

**BY TERRY MCCORMICK
TITAN INSIDER
JANUARY 3, 2021**

On a day where Derrick Henry entered hallowed company by becoming just the eighth man in NFL history to rush for 2,000 yards in a season, the Tennessee Titans star still wasn't completely happy with his performance.

Henry, who ran for 250 yards on Sunday, ended the regular season with 2,027 yards, the fifth-highest total in league history, as the Titans squeezed out a 41-38 victory over the host Houston Texans.

After the win, and the milestone, Henry was still upset at himself for a fumble that helped to fuel a Houston comeback in the second half. The Titans managed to rally and win the game and clinch the AFC South in order to host a playoff game next Sunday at noon against the Baltimore Ravens.

But even with all the excitement of winning a division and entering the annals of NFL history, Henry was still concerned about the one thing he didn't do as well as he should have on Sunday, despite the personal and team accolades.

"You know, after rushing 2000 yards, but I'm serious, right now I'm just pissed off at myself for the mishaps that I had," Henry said.

Pressed on the matter a bit more, Henry – ever the perfectionist – offered this explanation.

"A fumble is a mistake. A fumble is not supposed to happen. Supposed to take care of the ball, and pride myself on taking care of the ball, and I didn't do that today well. Got to fix that. Got to be cautious of it and be better next week," he said.

As the centerpiece of an explosive Titans offense, everything runs off what Henry brings to the table. And

Henry seems determined now to do even more.

"We won as a team. It's a team game. We all do it together. It's not nobody individual," he said. "I'm just glad we were able to clinch the division and be able to make the playoffs as a team. I got to be better, I will be better, and that's the main focus going into the next week."

Henry also joined an even more exclusive club as part of his accomplishment Sunday. He joins Barry Sanders as the only men to have a 2,000-yard rushing season both in college and the NFL. Henry's milestone also allowed made the Titans the only team in league history to have two 1,000-yard rushers.

The Titans star also shrugged off any notion that his body might be tired after a 2,000-yard season that came on 378 carries this season.

"I don't know what type of question that is, but I'm me, I'm me, I work. I take care of my body just so I'm ready day in and day out," Henry said.

Big day for A.J.

Wide receiver A.J. Brown also had a milestone day. In addition to his 52-yard bomb that set up Sam Sloman's game-winning field goal, Brown reached 1,000 yards receiving for the second time in as many seasons. He finished the regular season with 1,075 yards on a career-high 70 receptions.

Wide receiver Corey Davis had a chance to give the Titans their first set of 1,000-yard receivers since Derrick Mason and Drew Bennett did it in 2004, but came up 16 yards short as he had five catches for 39 yards Sunday.

Unlikely hero

Sam Sloman was waived by the Rams in Week 7, and signed to the Titans practice squad as Covid insurance at the kicker position, just in case.

Just in case happened in a big way when regular kicker Stephen Gostkowski landed on the Covid/reserve list and was unable to kick Sunday in Houston, forcing Sloman into action.

The Titans cashed that insurance policy in in a big way Sunday, as Sloman came up big with a 37-yard game-winning field goal as time expired to give Tennessee a 41-38 victory over Houston, and to give them the AFC South championship for the first time in 12 years.

"It's been awesome to see everybody so excited for me after that last kick," said Sloman, whose kick hit the right upright then caromed through for the win. "This is No.1 for sure (in terms of biggest kicks in my life). That's the first last-second field goal I've ever attempted in my life."

###

**TITANS CLINCH AFC
SOUTH, RALLY PAST
TEXANS, 41-38**

**BY TERRY MCCORMICK
TITAN INSIDER
JANUARY 3, 2021**

On a day where Derrick Henry became the eighth man in NFL history to run for 250 yards to join the 2000-yard mark, the Tennessee Titans needed a 37-yard field goal from a practice squad kicker to claim their first division title in a dozen years.

Sam Sloman's kick caromed off the right upright through, allowing the Titans to avoid a second-half collapse to defeat the Houston Texans, 41-38, and claim the AFC South championship. The Titans will host the Baltimore Ravens on Sunday at noon in the first round of the playoffs next weekend at Nissan Stadium.

Sloman was only on the roster for the game, because Stephen Gostkowski was placed on the Covid-19/reserve list earlier in the week.

In order to get in position for that, the Titans needed a 52-yard bomb from Ryan Tannehill to A.J. Brown that helped to set up the winning kick after the Texans had tied the game on a 51-yard field goal with 18 seconds to go.

"I asked Coach (Mike) Vrabel as the kickoff team was lining up, what was the plan. I said, 'Are we going, or are we taking it to overtime?' He said, 'We're going,' Tannehill said. "At that point, I didn't know what call was coming in or what the defense they would be in. I liked the call and got a good look for it from the defense. I dropped back, put it up, and A.J. made a big play for us."

Henry easily cruised past the 2,000-yard mark and broke the franchise record for single-season yards with 2,027, surpassing Chris Johnson's 2,006 in 2009. As Henry was running rampant on the Texans defense, the Titans were busy

building a 31-15 lead in the third quarter, before Deshaun Watson and Brandin Cooks exploited Tennessee's porous defense, leading a huge comeback in the process.

Watson and the Texans scored 20 straight points, to take a 35-31 edge, before the Titans scored with 1:42 left when Tannehill scored from five yards out to give the Titans back a short-lived lead.

But Watson, who had 365 yards passing on 28 of 39 throws with three touchdowns and one interception, drove the Texans back downfield for a 51-yard game-tying field goal from Ka'imi Fairbairn with 18 seconds left.

But Vrabel elected not to play conservative with what remaining time he had left.

We had some timeouts, and I told Ryan, at the end of the day to launch one up to A.J. We got a favorable look and that's what happened," Vrabel said.

It helped to save the Titans, who had cruised to a 24-9 halftime lead and seeming had the game in hand before Watson's second-half heroics.

Nonetheless, the Titans head to the postseason at 11-5 and seeded fourth in the AFC. It will be a rematch of last year's divisional round when the Titans stunned the top-seeded Ravens in Baltimore.

"There is a lot to fix and correct, but we're not going to apologize for winning 11 games in the National Football League," Vrabel said.

###

**DH2K: TITANS RB
DERRICK HENRY
ECLIPSES 2,000-YARD
MARK IN WIN OVER
TEXANS**

***BY JIM WYATT
TENNESSEE TITANS
JANUARY 3, 2021***

HOUSTON – Titans running back Derrick Henry eclipsed the 2,000-yard mark here on Sunday against the Texans.

Henry finished Sunday's 41-38 win over the Texans with 250 yards, and he finished the 2020 season with 2,027 yards.

Henry became the first NFL player to run for 2,000 yards since Adrian Peterson with the Minnesota Vikings in 2012, and in doing so the Titans became the first franchise with two 2,000-yard rushers, as Chris Johnson tallied 2,006 rushing yards in 2009.

Henry also became the first player to win back-to-back rushing crowns since LaDainian Tomlinson from 2006 to 2007. Since 1970, seven players have won consecutive rushing titles, and all are enshrined in the Pro Football Hall of Fame.

###

**SAM-I-AM: UNHERALDED
KICKER SAM SLOMAN
COMES THROUGH IN THE
CLUTCH FOR TITANS**

**BY JIM WYATT
TENNESSEE TITANS
JANUARY 3, 2021**

HOUSTON – Sam Sloman spent the last six weeks separated from most of his Titans teammates, working out on his own to stay safe in case he was ever needed.

That's life for a handful of practice squad players in today's NFL/COVID-19 world.

Everyone knew Sloman on Sunday, as he was surrounded by teammates after kicking the game-winning field goal in the team's heart-stopping, 41-38 win over the Texans.

Yes, he was needed.

"It's been awesome to see everybody so excited for me after that last kick," Sloman said with a smile on a Zoom call after the game. "This is No.1 for sure (in terms of biggest kicks in my life). That's the first last-second field goal I've ever attempted in my life."

Sloman, promoted from the practice squad on Saturday to take the place of Stephen Gostkowski, who went on the Reserve/COVID-19 list earlier in the week, connected on a 37-yard kick on the final play of regulation on Sunday to help lift the Titans to the AFC South title. Sloman made both his kicks (he also kicked a 37-yarder) and all five of his extra point attempts.

"The last kick, it came off my foot, and I knew it was good," Sloman said. "I was super excited after they said it was good. ... It was a little bit nerve-racking (when it hit the upright), but I still knew it was going to be good, so I was super-excited."

Sloman began the season with the Rams, where he was 8-of-11 before being waived. He was signed to the

Titans practice squad back in November.

Sloman, who played collegiately at Miami (Ohio), kicked with the team in practices for the first time this week.

Titans safety Kevin Byard admitted he wasn't sure who Sloman was at practice this week.

"Honestly, I didn't know who he was," Byard said. "Not to be funny or anything, but I thought it might have been one of our scouts out there. I didn't know if we'd signed a new kicker or whatever. But he came up huge today – he came in here and made all of his kicks. It is crazy because this guy goes from not having a job and he makes the game-winning field goal to put us into the playoffs and makes us win the division. God works in mysterious ways. I was happy for him, and happy for the team."

During his Zoom call with reporters, Titans linebacker Will Compton could be heard yelling, "Sloman, you're a (expletive) stud! You're a stud, Slo!"

Sloman, outfitted in the same No.2 jersey number late Titans kicker Rob Bironas wore during his playing career, said he was proud to represent the number well.

"It is pretty cool to be wearing the same number as (Rob)," Sloman said.

###

TITANS CAPTURE AFC SOUTH WITH WILD WIN OVER TEXANS

**BY JIM WYATT
TENNESSEE TITANS
JANUARY 3, 2021**

HOUSTON – Crown 'em

The Titans on Sunday captured the AFC South crown with a 41-38 win over the Texans on a day when running back Derrick Henry eclipsed the 2,000-yard mark while establishing himself as the NFL's rushing leader in 2020.

The Titans took the lead on a six-yard touchdown run by quarterback Ryan Tannehill with 1:42 left, but Texans kicker Ka'imi Fairbairn kicked a 50-yard field goal with 18 seconds left in regulation to make it 38-38.

Tannehill then connected on a 58-yard bomb to receiver A.J. Brown to set up Sam Sloman's 37-yard field goal on the final play of regulation to cap a wild and crazy ending.

Henry ran for 250 yards in the contest, and he finished the season with 2,027 yards.

Even before kickoff, the Titans had clinched a playoff berth as a result of Miami's loss at Buffalo.

As a result of Sunday's win, they'll host the Ravens next week in the playoffs at Nissan Stadium.

The Titans scored first on a 47-yard field goal by Sloman, which was set up by an interception from safety Amani Hooker. But the Texans responded with a 24-yard field goal by kicker Ka'imi Fairbairn to make it 3-3 with 1:42 left in the first quarter.

Then Henry began to take over.

Henry broke free on a 52-yard touchdown run on the first play of the second quarter to give the Titans a 10-3 lead.

After another field goal by the Texans, Henry busted loose for another long run to give the Titans the ball on the Houston one-yard line. It set up a four-yard touchdown pass from Tannehill to receiver A.J. Brown, which made it 17-6 midway through the second quarter. During one stretch, Henry had consecutive carries of 52, 16 and 28 yards.

The Titans, who entered the contest with just 19 sacks in 15 game, sacked Texans quarterback Deshaun Watson four times. Titans defenders Brooks Reed, Harold Landry and Desmond King were all credited with sacks in the first half and defensive lineman Jack Crawford got him late.

The Titans led 17-9 at the half following a 28-yard field goal by Fairbairn with 10 seconds left in the second quarter.

The Titans stretched their lead to 24-9 on their first possession of the second half on a six-yard run by Henry, which capped a 10-play, 75-yard drive.

The Texans cut the lead to 24-15 in a flea-flicker that ended with a 38-yard pass from Watson to receiver Brandin Cooks.

But the Titans answered back with another Henry-led drive that was capped off with a five-yard run by Tannehill, which made it 31-15 with 4:29 left in the third quarter.

The Texans countered with another Watson-to-Cooks touchdown, and following a fumble by Henry, the Texans scored again on a David Johnson run to make it 31-28 Titans with 1:20 left in the third quarter.

The Texans then took the lead 35-31 on a seven-yard touchdown pass from Watson to tight end Pharaoh Brown to make it 35-31 with 10:14 left in the contest.

Then came the heart-stopping finish.

###

IS A.J. BROWN ELITE? HE SURE LOOKED LIKE IT WITH A CHAMPIONSHIP ON THE LINE

**BY KYLE TUCKER
THE ATHLETIC
JANUARY 3, 2021**

A.J. Brown's eyes almost rolled right out of his head before the question was even finished. He'd just played hero for the Tennessee Titans on the next-to-last offensive play of the last regular-season game to help clinch the franchise's first AFC South title since 2008. And the first thing a reporter asked Brown about after he hauled in a stunning, 52-yard bomb to set up a doinked-in, game-winning field goal in that 41-38 road escape against the Houston Texans on Sunday was about his recent dropped passes. His drops. If looks could kill, everyone in the Titans press corps would be a corpse slumped over their computers after Brown's epic eye roll on the postgame Zoom conference call.

He actually rolled his whole head. It was basically an internet meme of disgust. Thing is, that bit about the drops was just a set-up for the real question: Given those drops, some of them in big moments, had this monster game and that supremely clutch catch at the end been Brown's resounding answer to any growing grumbles about his reliability as Ryan Tannehill's top target?

"No," Brown said after his eyeballs stabilized in their sockets. "Today, like every other day, my mindset going into the game: Catch every opportunity."

Well, sure. But he hadn't. Coming into Sunday, Brown had caught 60 passes on 95 targets. Those other 35 weren't all drops. Not even close. In fact, he's credited with only five drops all season, officially. There are probably a few more than that, if we really want to debate. But there are a couple of indisputable doozies on that list.

He'd dropped a gorgeous deep ball from Tannehill that might've been a 72-yard touchdown to stake a 14-0 lead over the Indianapolis Colts on Nov. 12. Instead, the Titans lost that game. He dropped another perfect bomb from Tannehill — and fumbled twice — in the Dec. 6 loss to the Cleveland Browns. To be clear, Brown, a chiseled 6-foot-1, 226-pound force of nature, has been mostly terrific in his two years as a pro. The former second-round pick out of Ole Miss just wrapped up a second 1,000-yard season, after all. It's just that there were some whispers about the drops and debates about the wisdom of putting his name and "elite" in the same sentence.

And to that end, well, yes the 10 catches (on 11 targets) for 151 yards and a touchdown Sunday were his answer to all of that. An emphatic statement, in fact. Ultimately, even Brown could acknowledge that.

"Today was the day where I put it all together. I caught every target," he said, later dropping his head when he found out he fell just shy of perfection in that department. "I wasn't really too focused on the drops. I looked at that like it's a part of the game. I'm not trying to drop the ball. That's kind of stupid."

Well, sure. But he had dropped it some. When it mattered the most, though, and when the Titans absolutely had to have their newly minted Pro Bowl wide receiver play like one, he didn't drop it at all. He caught every last pass that Tennessee needed.

He converted a third-and-8 with a 29-yard catch and run to set up a Derrick Henry touchdown in the third quarter. Then he converted a third-and-10 with an 11-yard grab on the last play of that period after Houston got within a field goal. Brown caught four passes on the Titans' penultimate drive that (briefly) gave them the lead, eclipsing 1,000 yards along the way. There was a leaping, twisting, 11-yard catch while being drilled at the sideline on third-and-6 from the Tennessee 29 with 9:03 to go, then

a 5-yard reception and discarding of a defender on third-and-4 to keep that march alive.

"He battles, he competes," coach Mike Vrabel said. "He's got such a great play strength and demeanor. I just love coaching him."

But the play of the day — of the season, really — came after the Texans tied the score with 18 seconds to go and Tennessee took over at its own 25-yard line. Take a knee and go to overtime? With that abomination of a Titans defense and A.J. Brown on the roster? No chance. Tannehill asked Vrabel what was the plan. Like some kind of Top Gun commander, Vrabel gave his order: Take the shot.

"Hey, at the end of the day, just maybe launch one up to A.J.," Vrabel told Tannehill. "That's what this league is. Your best players have to play great for you to win. That's been the same before I came into the league as a player and it'll be the same when I leave as a coach. The best players gotta play good each week for you to win, and A.J. did."

The Texans played quarters coverage and the Titans lined up both Brown and Corey Davis — who finished just shy of 1,000 yards himself — on the right side. They hit Houston with a dig/post combination and the safety on that side followed Davis across the middle, leaving Brown in a one-on-one foot race with 5-foot-10, 185-pound cornerback Keion Crossen. It was no contest.

"I knew as soon as I lined up that I was getting it," said Brown, who ran by Crossen at the snap and then watched Tannehill loft another perfect ball deep down the field and drop it right over his shoulder in stride. Why the recent past mattered: He'd dropped this exact sort of pass before. More than once. "I really didn't see the ball. It kind of surprised me. I'm glad I ran out of the cut. When I saw the ball, I was like, 'Make sure you get to this ball. Get to this ball.' If I had to lay out, I was going to."

All he had to do, though, was reach up and grab it — and then hang on as Crossen climbed onto his back and took him tumbling to the turf. Brown somersaulted and popped back up onto his feet still in possession of the ball, and with it one of the most memorable catches in franchise history. Is A.J. Brown elite? He sure looked like it with a championship on the line Sunday.

On the same day Tannehill finished with 3,819 passing yards and Henry hit 2,027 rushing yards, Brown ended Year 2 ranked 12th in the NFL in receptions (70), seventh in yards per catch (15.4), sixth in yards (1,075) and second in touchdown grabs (11). All that in just 14 games, because he missed two early with an ankle injury and has been hobbled off and on for much of the second half of this season with that same problem. He got dinged again Sunday and briefly left the game, only to return with a vengeance.

“He’s either really tough or he likes us all to go out there and pick him up off the ground and dust him off and send him back in there,” Vrabel said, laughing. “I haven’t figured out which one it is.”

The hunch here is grit. And the hope for Tennessee is that he can hold up just a few more weeks, starting with a home playoff game against Baltimore next week. Brown would surely roll his eyes if he heard this part, but he had a big day in last year’s regular-season finale against Houston, too, with eight catches for 124 yards and a touchdown — then totaled five receptions, 64 yards and no scores in three playoff games. The Titans need Week 17 A.J. Brown to stick around a while and prove that Sunday was a breakthrough, not a blip.

“My mindset,” Brown said, “is find a way when there’s no way. Find a way to win. That’s what I tell myself. I’ll hurt when it’s over.”

###

**REXRODE: DERRICK
HENRY, RYAN
TANNEHILL EARN TITANS
LEGEND STATUS**

**BY JOE REXRODE
THE ATHLETIC
JANUARY 3, 2021**

This is a team sport in a strange time, which is how Sam Sloman went this week from random dude walking around the Titans practice facility to active roster to hero of the moment to trivia answer of the future.

Put Sloman's doink — off the right upright and through from 37 yards as regulation time expired Sunday in Houston to give the Titans a 41-38 win and the AFC South — in franchise lore. Same with A.J. Brown's 52-yard catch in the waning seconds to set it up. Several other plays made the Titans' first division title since 2008 possible. Some even came on the defensive side of the ball. And if we're talking franchise history, a whole bunch will be revisited this week before the AFC No. 4 seed Titans and No. 5 seed Baltimore Ravens resume their playoff rivalry Sunday in Nashville.

But this is about Derrick Henry and Ryan Tannehill. This season. This team. This franchise. Last year. This year. As many years as Nashville can breathe in this magic from one backfield. Henry just wrapped up one of the greatest seasons a running back has ever put together in the NFL. Tannehill just completed the greatest season by a Titans quarterback.

Henry did it with a performance that was even more monstrous than it sounds because it was so necessary — 34 carries, 250 yards, two touchdowns. He's the eighth running back to reach 2,000 yards in a season. His 2,027 yards rank fifth all-time, and he stands alone with 1,221 road rushing yards in a season. The previous record-holder there was Eric Dickerson, whose 1,087 road yards in 1984 aided the single-season record of 2,105 overall that still stands.

"You're gonna be on the Madden cover next year," Kevin Byard said he told Henry in the locker room after the game, and in the year 2021, that's saying something.

Tannehill was 18-for-27 for 216 yards and a touchdown, with 38 rushing and two scores thanks largely to the way Henry sucks in a defense on run fakes. Much of what Tannehill has achieved since taking over as Titans quarterback six games into the 2019 season can be attributed to playing with Henry, but as is obvious to anyone who watches this team, the same is true of Henry. This has been a mutually beneficial relationship. And quarterback is still the most important position. Tannehill's 40 total touchdowns, 33 in the air and seven on the ground, are tops in franchise history. His 3,819 passing yards rank third to two huge seasons Warren Moon had with the Houston Oilers in 1990 and '91. He's one of five quarterbacks in NFL history, along with Buffalo's Josh Allen, to reach 3,800 yards passing, 33 touchdowns passing and seven touchdowns rushing in one season. Steve Young, Cam Newton and Daunte Culpepper are the other three.

"I mean it's been historic, honestly," Byard said of watching Henry and Tannehill from the sideline this season. "I feel like every time they get the ball, they're gonna score."

And the numbers, contributing to a franchise-record 6,343 total yards, 491 points (third in the NFL this season and an average of 30.7 per game) and an 11-5 record that is the Titans' best since they last won the division at 13-3 in 2008, are great. What's better are the moments that create those numbers. TanneHenry hasn't just been prolific, TanneHenry has been clutch. And on Sunday that was necessary over and over, to compensate as they've done again and again for a bad defense, which allowed the great Deshaun Watson and the terrible Texans (4-12) to score on their final eight possessions to take a 35-31 lead with 10:14 to play.

Then came the drive of the year. It took 19 plays and 8:32 off the clock. It covered 75 yards but required 89 because of penalties.

It was Henry for a yard, Henry for 3, then Tannehill with a high-pressure 11-yard throw to A.J. Brown to convert. It was Tannehill running for 5, then Henry for 6, pushing him past the 2,000-yard mark. There was little celebrating of this milestone from Henry afterward — he was still "pissed," he said, about his rare fumble that aided the Texans' comeback — and no one was giving him the ball to take home in that moment.

He got it on the next run for a yard, though. Tannehill hit Brown for 5. Tannehill hit Brown for 5 and another third-down conversion. Then it was Henry for 4. Tannehill keeping for 11 to the Houston 23. Henry cutting hard to the outside, around left tackle, and racing into the end zone for the go-ahead touchdown — called back on what appeared to be a bad holding call on Aaron Brewer, who was filling in for injured left guard Rodger Saffold.

So Tannehill tried Brown again on first-and-13, incomplete with J.J. Watt in his face. He hit Brown for 5 to set up the play of the game to that point, third-and-8. Unlike Brown, Corey Davis did not reach the 1,000-yard mark Sunday, coming up 16 yards short. He had some drops. But he caught this bullet from Tannehill, for 9 yards, with two defenders draped on him. First down at the 12.

Then Henry up the middle, churning his legs through Texan after Texan for 7. Then Henry for a yard. Then the 2-minute warning. Then Tannehill, faking to Henry and running for 3 and a first down at the 1-yard line. Tannehill did it again and scored, but the Titans were called for illegal formation. After his dangerous pass to Jonnu Smith went off the hands of Houston's Tyrell Adams, Tannehill faked to Henry and bolted hard left, finding plenty of room to sprint into the end

zone. The Titans led 38-35 with 1:42 left.

“It’s great to be a part of it,” Titans right tackle Dennis Kelly said of this season with Henry and Tannehill. “It’s great to watch, it’s great to form a relationship to know that those two are gonna go to war with you every single chance they can, and they’re going to fight for everything they can. (That) makes you work a little harder.”

And this offense won’t be able to relax until this season ends. Along with the Henry fumble, which was punched out by Zach Cunningham, the Titans helped the Texans by going for it on fourth-and-11 from the Houston 37 early in the fourth. Vrabel wasn’t comfortable with Sloman kicking from there. Vrabel could have punted. But at this exact moment, if you’re Vrabel, do you trust your offense to pick up a fourth-and-11 against the Texans or your defense to get anything done against the Texans? Tannehill was sacked and the Texans went ahead six plays later. They also went right down the field after Tannehill put the Titans back up.

“Obviously, very disappointed with how we finished the game defensively,” Byard said, but at this point, no one is surprised.

Consider three straight Watson incompletions from the Titans’ 33, under some pressure on a four-sack day for the Titans, a win. Consider the decision by Vrabel and OC Arthur Smith after Ka’imi Fairbairn tied it from 51 — “At the end of the day, just maybe launch one up to A.J.,” Vrabel said afterward — a comment on the Titans’ confidence in and reliance on their offense. Just 18 seconds showed on the clock, but Tannehill dropped back from his 25 and launched. Brown, blazing open on a bum ankle with no safety in the area to help, caught it for 52.

“I can’t throw it to myself, so he’s going to get all the credit,” Brown said of Tannehill. “(That) was a dime. He dropped it in the bucket to give me an opportunity.”

Henry got one more carry and got four more yards. The Titans would need every one of them. Sloman, a rookie from Miami (Ohio) who was cut by the Rams in October after going 8-for-11 on field goals and missing three extra points, was elevated from the practice squad last week after starting kicker Stephen Gostkowski was placed on the Reserve/COVID-19 list. Byard said that when he saw Sloman on the practice field, he thought at first Sloman might be one of the Titans’ scouts. Sloman said that by the end of the week, he had “met most of the guys.”

And this is where a pandemic can at least create original stories. Sloman, who was perfect on his previous field goal and five extra points, pushed the kick. The ball smacked the right upright. The inside of the right upright.

“My stomach sank, and then I saw it drop down and I think I said, ‘I think it might have went in,’” recalled Tannehill, and in that moment the CBS cameras caught Henry saying: “He made it?!”

“First last-second field goal I’ve ever tried in my life,” said Sloman, smiling through a Zoom interview while new friends such as Will Compton popped in to scream at him in appreciation.

Said Vrabel, after his team with a historically good offense and dreadful defense still managed to win just the third AFC South title in Titans history with the fifth-best record: “We’re not gonna apologize for winning 11 games in the National Football League.”

There are plenty of reasons to think the Titans won’t have much of a stay in the postseason. There are four Titans-Ravens postseason games in history, including the No. 6 seed Titans’ stunner of the No. 1 seed Ravens a year ago, and the road team has won them all. There are two compelling reasons to think the Titans are going to be tough to eliminate, and to watch them until they are.

###

IN TRUE 2020 FASHION TITANS CAPTURE AFC SOUTH WITH A GAME- WINNING DOINK FROM A ROOKIE KICKER

**BY JOHN GLENNON
BROADWAY SPORTS
MEDIA
JANUARY 3, 2021**

Three days into the New Year, the Titans delivered the kind of season-ending finish that looked like something straight out of 2020.

Seriously, who would have believed a script written like this?

The Titans' hopes of capturing the AFC South title for the first time since 2008 came down to a 5-8, 205-pound rookie kicker, Sam Sloman, who'd been cut by the team that drafted him – the Los Angeles Rams – halfway through this season.

Of course it did.

How long had Sloman been a member of the Titans' 53-man roster? Since Saturday, when he was officially elevated from the team's practice squad, replacing Stephen Gostkowski who – again sticking with the chaotic 2020 theme – had been placed on the COVID-19 reserve list.

And did Sloman's 37-yard attempt sail smoothly through the uprights, immediately allowing all Titans fans to exhale? Of course not. It bounced off the right upright before sneaking over the crossbar, inducing heart palpitations among two-tone blue supporters before they could finally celebrate the 41-38 victory over Houston.

The doink for the division? The clank for the crown? Whatever you want to title the kick, it's already one for the ages.

"That's the number one (experience) for sure," Sloman said of his kicking career. "That's the first last-second field goal I ever attempted in my life."

Added Titans wide receiver A.J. Brown with a laugh: "It was a crazy ending. I think the kicker called 'bank.'"

Sloman's game-winner, which he converted after the Texans tried to ice him with a time-out, was merely the cherry on top of a thrilling contest that was chock full of milestones, momentum swings and huge offensive plays.

There was Titans running back Derrick Henry, who needed an outlandish 223 yards in the finale to become just the eighth running back in NFL history to hit the 2,000-yard mark in one season. Were you skeptical it would happen? Maybe we shouldn't have been, considering Henry had steamrolled the Texans for more than 200 yards in his previous two contests.

Sure enough, it became much easier to believe when Henry rolled up 113 yards in the first half against the Texans, even more realistic when Henry – thanks to 52- and 45-yard runs – had piled up 207 yards in the first three quarters alone.

He topped the 2,000-yard mark in typically workmanlike fashion early in the fourth quarter – no dancing, no strutting, no real indication on his part of the momentous achievement. Maybe that's because he was still so angry over the rare lost fumble Henry suffered in the third quarter, one that he was still having trouble shaking off following the contest.

"I'm just pissed off at myself for the mishaps that I had," Henry said. "A fumble is a mistake. A fumble is not supposed to happen. I'm supposed to take care of the ball, and I pride myself on taking care of the ball, and I didn't do that today. I've got to fix that. I've got to be cautious of it and be better next week."

Heaven help the Ravens if he fuels that anger next week.

There was wide receiver A.J. Brown, who went limping off the field following his first catch of the contest, a sight that's become all-

too-familiar over the past several weeks.

The second-year wide receiver had been rehabbing a knee injury he suffered in the Titans' season opener for most of this year until that injury concern was replaced by a hip issue in Week 14, and then an ankle injury that's slowed Brown over the past three weeks.

But after missing a few plays and getting the problem ankle re-taped, Brown put together a memorable performance Sunday, catching 10 passes on 11 targets for 151 yards and a touchdown. That total boosted him over 1,000 yards for the season, allowing him to become just the 11th receiver in NFL history to reach that mark in each of his first two years.

Odds are good, though, that Brown will look back with even more appreciation on the 52-yard catch he hauled in with just 10 seconds left in the contest, a stunning completion that set up Sloman's game-winner.

The ankle looked pretty sturdy when Brown flew past Texans cornerback Keion Crossen, roaring toward the football at 20.72 miles per hour, per NFL Next Gen Stats.

"My mindset is find a way when there's no way," Brown said. "Find a way to win, that's what I tell myself. It is what it is. If I get banged up and I'm fortunate enough to go back out there, I'm going to go back out there. I'll hurt when it's over."

Said Titans coach Mike Vrabel, perhaps tongue in cheek: "He's either really tough or he just likes us all to go out there and pick him up off the ground and dust him off and send him back in there. I haven't figured out which one it is."

And how can we forget the conductor, Tannehill, who's accounted for eight touchdowns over the past two weeks – four through the air and four on the ground?

Fairly or unfairly, quarterbacks are often judged largely on team accomplishments, no matter their individual stats.

One could make the argument, in fact, that Tannehill's failure to elevate the Dolphins into any kind of consistent winner was why Miami gave up on him, despite the fact he'd thrown for more than 20,000 yards in his six seasons there. He'd only guided Miami to one winning record during his tenure, had never appeared in a Dolphins playoff game.

But Sunday's typically efficient Tannehill performance – 18-for-27, 216 yards, one TD, 103.3 quarterback rating – was another example of he's changed the storyline since his trade to Tennessee. He's not only posted some of the best quarterback numbers in the league over the past two seasons but guided his Titans to multiple team milestones – back-to-back playoff berths, a spot in last year's AFC Championship game and the team's first division title since Kerry Collins was throwing to Justin Gage, Brandon Jones and Justin McCareins more than a decade ago.

“It's something that when you go through what I went through over the past couple years, you appreciate it a little bit more,” Tannehill said. “So to be able to get into the playoffs for a second time, win the division, it's definitely a moment I'll look back on and really appreciate.”

It was Tannehill's perfectly placed bomb to Brown, of course, that put the Titans in position to win, despite the fact they'd taken possession of the ball on their own 25 – with just 18 seconds left in the contest. One play and two time-outs later, out rolled Sloman, who was not so recently unrecognizable to his own teammates.

“When we were in practice and I saw him doing his kicks and stuff, honestly, I didn't know who he was,” Byard said. “Not to be funny or anything like that, but I thought

he might have been one of our scouts. Not a scout team player, a scout. I didn't know that we had signed a new kicker.”

Sloman's spot on the 53-man roster may be gone before the next game if Gostkowski returns from the COVID-19 reserve list in the coming days. But his teammates won't ever forget what he did on Sunday. That was clear when they chased the rookie from Miami of Ohio down on the NRG Stadium turf, swarming him in celebration.

Crazy.

It was 2020 madness all over again, days after we thought we'd left it behind.

###

TITANS TAKE AFC SOUTH THANKS TO GUTSY PLAY CALLING

TENNESSEE TO HOST FIRST PLAYOFF GAME SINCE 2008

**BY MICHAEL GALLAGHER
NASHVILLE POST
JANUARY 4, 2021**

It seemed only fitting that the Tennessee Titans won the AFC South title on a last-second field goal made by a backup kicker against division rival Houston.

Some would argue that Tennessee shouldn't have needed to go to the wire with the 4-12 Texans to pull off a win, and they're correct.

It took the best game of Derrick Henry's career — 34 carries, 250 yards, two touchdowns. It took a spectacular 52-yard throw from Ryan Tannehill to a streaking A.J. Brown in the final minute to set up the game-winning field goal.

It took a field goal attempt that looked destined to miss — which bounced off the right upright and then scaled the crossbar — from a backup kicker who was cut midseason by another team only to find his way to Nashville in the biggest moment of his career.

"I told them I'm fortunate and proud to be their coach, and they don't quit, they don't give in," Titans coach Mike Vrabel said. "I know that there are times where you could [quit]. Unfortunately, that happens sometimes in this league. They didn't. They battled back."

Vrabel has never been afraid to gamble. After Houston tied it with a 51-yard field goal with 18 seconds left, it was all but assumed overtime was coming. With the division championship and No. 4 seed on the line, the 45-year-old head coach had other plans.

From his own 25-yard line, Tannehill dropped back and knew where he wanted to go. Luckily for

him, Houston's safeties let Brown run free in the secondary and 52 yards later cornerback Keion Crossen found himself looking up as Brown celebrated with Corey Davis as the Titans were in field goal range.

"I asked Coach Vrabel as the kickoff team was lining up what was the plan," Tannehill stated. "I said, 'Are we going? Are we taking it to overtime?' He said, 'We are going.' At that point, it was just get ready to go. Didn't know what call was coming in or what the defense was going to look like."

From there, Sam Sloman did the rest. The 23-year-old looked shaky in pregame warmups, not connecting on any attempts from 50 yards out. However, Sloman was 2-for-2 on field goal attempts and hit all five of his extra points, and while his final kick wasn't pretty, he got the job done.

"I saw [the kick] hit off the post and my stomach sank. Then I saw it drop down and I think I said, 'I think it might have went in.' Sure enough, refs put their hands up and it was in."

The win wraps up a division title and ensures the Titans will host a playoff game at Nissan Stadium, both of which last happened in 2008. The bad news is the last time the Titans hosted a playoff game, they lost to the Baltimore Ravens, the same franchise Tennessee welcomes next week.

"It's never easy in this league and I hope that everybody appreciates that," Vrabel said. "We don't take winning for granted. Proud of our guys, our coaches, for the work they put in, and the entire organization."

###

**THE QUESTION FOR
TITANS IN NFL
PLAYOFFS: HOW FATAL
WILL THE DEFENSIVE
FLAWS BE? | ESTES**

**BY GENTRY ESTES
THE TENNESSEAN
JANUARY 4, 2021**

If any Titans player should have enjoyed the moment, it was Kevin Byard.

He grasped the significance as much as anyone.

“A legacy accomplishment” was how the former Middle Tennessee State star and cornerstone Titans safety perfectly described the franchise’s first AFC South title since 2008.

And yet, as he celebrated Sunday’s 41-38 win over the Texans, Byard felt a need to explain.

“Obviously, very disappointed with how we finished the game defensively,” he said. “... But at the end of the day, I’m not going to sit here and be upset or not celebrate winning the division.”

Kind of a shame that Byard couldn’t savor the day without a disclaimer.

It was understandable, though. That’s how brutal this season has been for the Titans’ defense, right down to a 16th game that nearly got away because of it.

There’s no reason to expect better as the Titans enter the playoffs like a weightlifter who has ignored leg day. Those arms and chest sure are something, but are they enough?

It’d be foolish to say they can’t keep winning this way. They’ve done it all season.

Odds are against it, though. Anyone who has followed this 11-5 season understands why it remains so difficult to buy in to these Titans as a Super Bowl contender in spite of a spectacular offense that is the

franchise’s best since arriving in Tennessee.

Shoddy defense has been a constant caveat, dimming joy and optimism that would otherwise be over the moon about Derrick Henry, Ryan Tannehill and A.J. Brown.

You can’t say these Titans are peaking at the right time, as they were last season. But they aren’t declining either. Really, they’re the same team they’ve been all along.

Of the 14 teams in the playoffs, the Titans are the weakest defensively. They are allowing the most points per game and yards per game.

If the Titans do manage to make another run in the coming weeks, it won’t look like it did last season. Yes, those wins over the Patriots and Ravens showcased Henry. But those victories last January also leaned on effective defensive performances against Tom Brady and Lamar Jackson, which allowed the run game to take over late, protecting leads and killing the clock.

At the time, it was ruthlessly effective. The Titans are built to win that way.

But these shootouts? As a football fan, there are few feelings more helpless than knowing that – barring a turnover -- your leaky defense simply can’t be relied on when it matters most.

That’s where the Titans were Sunday.

The Texans punted once. Then they threw an interception. Then they scored on eight consecutive possessions to finish the game.

More than likely, they’d have made it nine if given the opportunity.

I know it. You know it.

And Mike Vrabel did, too. Not embracing overtime in the final seconds and hoisting a deep pass that Brown caught, that might have been the best in-game decision

Vrabel has made as coach of the Titans. It won the game and the AFC South.

But a wonderful decision originated from weakness. Can’t blame Vrabel for not wanting to let the game – as was the case the first time these teams played – come down to a coin toss to start overtime.

“We just didn’t make enough plays defensively in the second half,” Vrabel said, “and give them credit. They did. And I’ll leave it at that.”

The Titans (11-5) found a way to win, though. They’re exceptionally adept at that. They perform in big moments and are a tough out in crunch time.

Ask the Ravens (11-5), their wild-card playoff opponent this Sunday (noon, ABC and ESPN) at Nissan Stadium. The Titans scratched out a similar, emotional victory in Baltimore earlier this season.

Why couldn’t it happen again?

Why would another playoff run loom as impossible?

Why not the Titans?

Unlike last season, there’s a good answer to those questions. It’s just the offense hasn’t often allowed us to see how fatal their defensive flaws will be.

###

WHY DERRICK HENRY, RYAN TANNEHILL CAN'T AFFORD TO LET UP FOR TITANS IN PLAYOFFS

**BY ADAM SPARKS
THE TENNESSEAN
JANUARY 4, 2021**

HOUSTON — With overtime a mere 18 seconds away and field-goal range almost out of sight, what were the Titans to do?

Past Titans might have played conservatively, run out the clock and taken their chances in overtime.

These Titans – with the AFC South title on the line – called on Ryan Tannehill to drop back, load up and heave the ball almost 60 yards in the air. A.J. Brown caught the pass, which set up Sam Sloman's game-winning field goal to beat the Texans 41-38 in the regular-season finale Sunday at NRG Stadium.

"We're going," Tannehill recalled coach Mike Vrabel telling him before taking the field for the final pass play.

These Titans are headed to the playoffs with that aggressive mentality, for better or worse.

The Titans (11-5) will host the Ravens (11-5) in a wild-card round playoff game Sunday (noon, ABC and ESPN) at Nissan Stadium. They clinched the division title in the way they've played all season.

The offense was explosive. The defense was vulnerable. And the kicking game was a question mark.

And when the game was on the line, Vrabel knew he had to be aggressive with the most reliable part of his team.

"I told (Tannehill), hey, maybe just launch one up to A.J.," Vrabel said. "We got a favorable look, and that's what happens. Guys go out and make plays in this league, and that's why you win."

Offense, defense couldn't be further apart

There's no doubting the Titans' offensive potency. Derrick Henry rushed for 2,027 yards, the fifth-most in NFL history. Tannehill passed for 3,819 yards, the third-most in franchise history. And Brown (1,075 yards) and Corey Davis (984 yards) combined for more than 2,000 receiving yards.

It presents a long list of reasons to like the Titans in the postseason. But they can't afford to let off the gas or else risk losing a double-digit lead, as they did against the Texans.

"In the end, we had some time, and we executed. And Ryan and A.J. hooked up," Vrabel said. "There's a lot to fix and correct. But we're not going to apologize for winning 11 games in the National Football League."

And they shouldn't. That aggressive, high-scoring approach earned the Titans their first AFC South title since 2008. But nine of those 11 wins came by scoring 30 points or more, a trend that must continue if they are to make a postseason run.

After all, there are just as many reasons to cringe at the defense's inefficiencies.

The Titans allowed the Texans to score on eight consecutive possessions. Their 19 sacks this season are tied for the fewest by a playoff team in NFL history. And they have the worst third-down defense (51.9%) since the league started keeping the stat in 1994.

"When the playoffs start, anything can happen," safety Kevin Byard said. "It's pretty much a reset. It's a whole new season. It's 2021, and these are the 2021 Titans."

Well, the 2021 Titans look a lot like the 2020 Titans – for better or worse.

###



TENNESSEE
TITANS

UPDATED BIOS



56 DAREN BATES

LINEBACKER • 5'11" • 225 LBS • COLLEGE: AUBURN
ACQUIRED: FREE AGENT - 2020 • NFL EXPERIENCE (NFL/TITANS): 8/4
HOMETOWN: OLIVE BRANCH, MISS.
GAMES PLAYED/GAMES STARTED: 118/0 (PLAYOFFS: 6/0)



Captain: 2018

PRO: Daren Bates is an athletic linebacker that has excelled on special teams coverage units during his NFL career. He joined the Titans in 2017 after spending time with the St. Louis Rams and Oakland Raiders. In 2018, he was named a Titans special teams captain for the first time. Bates, a former rookie free agent, will once again look to make his biggest impact as a core member of the Titans' special teams units and provide veteran depth in the linebacking corps.

CAREER HIGHLIGHTS:

- In 2018, Bates was a team captain (special teams) for the first time and tallied 10 special teams tackles.
- In 2017, Bates set a career high and ranked second on the team with 16 special teams tackles.
- Bates registered back-to-back seasons (2014-2015) of double-digit special teams tackles as a member of the St. Louis Rams.

TITANS TIDBITS:

- In 2018, Bates and NFL defensive end Armonty Bryant opened AstroKids Gym in Austin, Texas. The facility offers children's classes and camps based upon proprioceptive learning.
- Bates is a Memphis native and a huge Memphis Grizzlies fan.
- For the My Cause, My Cleats campaign, Bates has worn specially designed cleats featuring the words "American Heart Association" to raise awareness for the organization's life-saving mission. His mother, Weslynn Bates, was a heart transplant recipient and lived some wonderful years following her surgery. She sadly passed away in 2015 at the age of 56.
- Bates is a tattoo enthusiast and has 107 tattoos.

CAREER TRANSACTIONS:

- The Memphis, Tenn., native was originally signed by St. Louis Rams as an undrafted free agent on May 9, 2013.
- Signed by Oakland Raiders as a free agent on March 14, 2016.
- Signed by the Titans as an unrestricted free agent on March 11, 2017.
- Signed by the Houston Texans as a free agent on Aug. 23, 2020.
- Released by the Texans on Aug. 31, 2020.
- Signed by the Titans to their practice squad on Sept. 13, 2020.
- Activated from the practice squad to the active roster COVID-19 replacement on Oct. 13, 2020.
- Activated from the practice squad to the active roster COVID-19 replacement on Oct. 17, 2020.
- Activated from the practice squad to the active roster standard elevation on Oct. 24, 2020.

SEASON RECAPS:

- 2020 (13/0 - Tennessee):** Tied for second on the team with eight special teams tackles. Has led or tied for the team lead in special teams tackles three times in 2020 (vs. HOU, at BAL, at JAX).
- Against Buffalo (10/13), made his season debut as a reserve on special teams.
 - Against Houston (10/18), saw action as a reserve on special teams and notched a tackle on coverage units.
 - Against Pittsburgh (10/25), played as a reserve on special teams and registered a tackle on coverage units.
 - At Cincinnati (11/1), saw action as a reserve on special teams and collected a tackle on coverage units.
 - Against Chicago (11/8), registered two special teams tackles on coverage units.
 - Against Indianapolis (11/12), saw action as a reserve on special teams.
 - At Baltimore (11/22), led the team with two special teams tackles on

coverage units.

- At Indianapolis (11/29), saw action as a reserve on special teams.
- Against Cleveland (12/6), played as a reserve on special teams.
- At Jacksonville (12/13), led the team with a special teams tackle on coverage units.
- Against Detroit (12/20), saw action as a reserve on special teams.
- At Green Bay (12/27), played as a reserve on special teams.
- At Houston (1/3), saw action as a reserve on special teams in the Titans' division-clinching victory.

2019 (13/0, 3/0 - Tennessee): Played in 13 games and led the team with 11 special teams tackles. Also registered a tackle on defense and a forced fumble with a fumble recovery on special teams. Was inactive for three contests. Appeared in all three postseason games and collected two special teams stops. Led or tied for the team lead in special teams tackles seven times in 2019 (at JAX, vs. TB, at CAR, vs. KC, vs. JAX, at IND, at HOU). Played in his 100th career regular season contest against Tampa Bay (10/27/19).

- At Cleveland (9/8), saw action as a reserve on special teams and as a fullback on the goalline. Collected a solo tackle at linebacker late in the game.
- Against Indianapolis (9/15), registered a special teams tackle on coverage units.
- At Jacksonville (9/19), tied for the team lead with a special teams stop.
- At Atlanta (9/29), saw action on special teams.
- Against Buffalo (10/6), played as a reserve on special teams.
- At Denver (10/13), saw action as a reserve on special teams.
- Against L.A. Chargers (10/20), played as a reserve on special teams.
- Against Tampa Bay (10/27), saw action as a reserve on special teams in his 100th career regular season game and collected a tackle on coverage units.
- At Carolina (11/3), played as a reserve on special teams and tied for the team lead with two tackles on coverage units.
- Against Kansas City (11/10), saw action as a reserve on special teams and registered a tackle on coverage units.
- Against Jacksonville (11/24), played as a reserve on special teams and led the team with three special teams tackles, including a forced fumble and fumble recovery on kickoff coverage. Set up the Titans' fourth touchdown by stonewalling Michael Walker on a kickoff, while forcing and recovering a fumble at the Jaguars' seven-yard line in the third quarter.
- At Indianapolis (12/1), saw action as a reserve on special teams before leaving the game in the second quarter with an injury. Tied for the team lead with a special teams tackle on coverage units.
- At Oakland (12/8), was inactive.
- Against Houston (12/15), was inactive.
- Against New Orleans (12/22), was inactive.
- At Houston (12/29), returned to the lineup as a reserve on special teams and tied for the team lead with a special teams stop.
- At New England (1/4), saw action on special teams.
- At Baltimore (1/11), played as a reserve on special teams and collected a tackle on coverage units.
- At Kansas City (1/19), saw action as a reserve on special teams and notched a tackle on coverage units.

2018 (16/0 - Tennessee): Appeared in all 16 games and ranked second on the team with 10 special teams tackles. Notched six tackles on defense. Led the team in special teams tackles twice in 2018 (at MIA, vs. BAL).

- At Miami (9/9), led the team with two special teams tackles.
- At Buffalo (10/7), played as a reserve at inside linebacker and on special

teams.

- Against Baltimore (10/14), saw action as a reserve at linebacker and amassed a career-best three tackles. Led the teams with three special teams tackles on coverage units.
- Against New England (11/11), played as a reserve on special teams and limited snaps at linebacker. Notched three tackles on defense late in the fourth quarter.
- At N.Y. Giants (12/16), collected two tackles on coverage units.

2017 (16/0, 2/0 - Tennessee): Saw action in all 16 games primarily on special teams in his first season with the Titans. Ranked second on the team with a career-best 16 special teams tackles. Played in both postseason contests and notched two special teams tackles. Led or tied for the team lead in special teams tackles four times in 2017 (vs. SEA, at MIA, vs. BAL, at PIT).

- Against Oakland (9/10), saw action as a reserve on special teams in his Titans debut.
- At Miami (10/8), saw action as a reserve on special teams and led the team with three special teams tackles.
- Against Baltimore (11/5), led the team with three special teams tackles on coverage units.

2016 (16/0, 1/0 - Oakland): In his first year with the team played in all 16 games as a reserve and registered seven stops on special teams.

- At New Orleans (9/11), made his Raiders debut, seeing action exclusively as a special teams player and recorded one tackle on the unit.
- At San Diego (12/18), led the team with two special teams tackles, his sixth and seventh of the season.
- At Houston (1/7), in his first career postseason appearance, earned limited playing time on defense while serving primarily as a contributing member of the special teams unit. Recorded a special teams tackle.

2015 (15/0 - St. Louis): Appeared in 15 games as a reserve primarily on special teams. Finished the season with three tackles, a fumble recovery and a pass defensed on defense. Ranked third on the team with 10 special teams tackles.

- At Arizona (10/4), recorded a season-high two tackles while adding his second career fumble recovery.
- At Cincinnati (11/29), earned his first career pass defensed.

2014 (14/0 - St. Louis): Saw action in 14 games, mostly on special teams. Notched a tackle on defense and 10 stops on special teams.

- At Washington (12/7), recorded his first tackle of the season with a solo stop.
- Against N.Y. Giants (12/21), blocked a Josh Brown field goal.

2013 (15/0 - St. Louis): Played in 15 games as a rookie on special teams and collected four special teams tackles and a fumble recovery for a score.

- At Houston (10/13), grabbed his first career fumble recovery, which he returned 11 yards for a touchdown.

COLLEGE:

- Appeared in 49 games during his career at Auburn, totaling 316 tackles. Registered six double-digit tackle games in his collegiate career.

- As a senior, appeared in 12 games and recorded 94 tackles, two sacks, an interception and a touchdown.

• As a junior, started all 13 games and led the team with 104 tackles. Finished fourth in the SEC with eight tackles per game. Notched five double-digit tackle efforts, including three in the last four games of the season. Ranked third on team with 8.5 tackles for loss, 2.5 sacks and nine quarterback hurries.

- Moved to linebacker as a sophomore after playing safety as a freshman in 2009 and appeared in 12 games with nine starts. Ranked eighth on team with 48 tackles.

• As a freshman, started all 13 games at safety and totaled 70 tackles and one fumble recovery.

- Majored in philosophy at Auburn.

PERSONAL:

- Attended Olive Branch (Miss.) High School for his final high school campaign.

• As a senior, collected 90 tackles, four interceptions and had nearly 900 yards of total offense.

- Named to MHSAA All-Region 1 Class-5A team. Selected for the Commercial Appeal Shelby Metro All-Suburban team.

• Named BankPlus Player of the Week by the DeSoto Times following a 49-22 victory over Horn Lake in which he had 107 total yards and three touchdowns on offense and 10 tackles and one interception on defense.

• Played his freshman through junior years at Christian Brothers (Memphis, Tenn.) High School and was a two-time first-team Tennessee All-State safety.

- Follow Bates on Twitter at @DB_5trey.

- Follow Bates on Instagram at @weslynn_son56.

- Born Daren Weston Bates on Nov. 27, 1990 in Memphis, Tenn.

DAREN BATES' NFL STATISTICS

REGULAR SEASON		TACKLES										INTERCEPTIONS					FUMBLES			
Year	Team	GP	GS	Tot	Solo	Asst	Sk	Yds	QBP	TFL	No	Yds	Lg	TD	PD	FF	FR	Yds	SpT	
2013	St. Louis	15	0	0	0	0	0.0	0.0	NA	NA	0	0	-	0	0	0	0	0	4	
2014	St. Louis	14	0	1	1	0	0.0	0.0	NA	NA	0	0	-	0	0	0	0	0	10	
2015	St. Louis	15	0	3	2	1	0.0	0.0	NA	NA	0	0	-	0	1	0	1	0	10	
2016	Oakland	16	0	3	3	0	0.0	0.0	NA	NA	0	0	-	0	0	0	0	0	7	
2017	Tennessee	16	0	0	0	0	0.0	0.0	0	0	0	0	0	0	0	0	0	0	16	
2018	Tennessee	16	0	6	3	3	0.0	0.0	0	0	0	0	0	0	0	0	0	0	10	
2019	Tennessee	13	0	1	1	0	0.0	0.0	0	0	0	0	0	0	0	0	0	0	11	
2020	Tennessee	13	0	0	0	0	0.0	0.0	0	0	0	0	0	0	0	0	0	0	8	
NFL Totals		118	0	14	10	4	0.0	0.0	0	0	0	0	0	0	1	0	1	0	76	

PLAYOFFS		TACKLES										INTERCEPTIONS					FUMBLES			
Year	Team	GP	GS	Tot	Solo	Asst	Sk	Yds	QBP	TFL	No	Yds	Lg	TD	PD	FF	FR	Yds	SpT	
2016	Oakland	1	0	0	0	0	0.0	0.0	NA	NA	0	0	-	0	0	0	0	0	1	
2017	Tennessee	2	0	0	0	0	0.0	0.0	0	0	0	0	0	0	0	0	0	0	2	
2019	Tennessee	3	0	0	0	0	0.0	0.0	0	0	0	0	0	0	0	0	0	0	2	
NFL Totals		6	0	0	0	0	0.0	0.0	0	0	0	0	0	0	0	0	0	0	5	

Single-Game Highs

Tackles - 3 (Twice, last vs. New England 11/11/18)

Fumble Recovery - 1 at Arizona (10/4/15)

Passes Defensed - 1 at Cincinnati (11/29/15)

Playoff Single-Game Highs

Special Teams Tackles - 1 (Five times, last at Kansas City 1/19/20)

Additional Statistics

Blocked Field Goal - 1 (2014)

Touchdowns - 1 (11-yard fumble return at Houston, 10/13/13)

Special Teams Forced Fumble - 1 vs. Jacksonville (11/24/19)

Special Teams Fumble Recovery - 1 vs. Jacksonville (11/24/19)



13 CAMERON BATSON

WIDE RECEIVER • 5'8" • 175 LBS • COLLEGE: TEXAS TECH
ACQUIRED: FREE AGENT - 2018 • NFL EXPERIENCE (NFL/TITANS): 3/3
HOMETOWN: OKLAHOMA CITY, OKLA.
GAMES PLAYED/GAMES STARTED: 23/3 (PLAYOFFS: 0/0)



PRO: The Titans signed Cameron Batson as a rookie free agent following the 2018 NFL Draft. The 5-foot-8-inch, 180-pounder is a shifty route-runner with good burst and run-after-catch ability. The Texas Tech product also has experience in the return game having brought back both kickoffs and punts during his collegiate career. In four seasons with the Red Raiders, Batson collected 157 receptions for 1,499 yards and 14 touchdowns, while returning 22 kickoffs for 417 yards and 65 punts for 394 yards.

CAREER HIGHLIGHTS:

- In 2018, Batson made the Titans' active roster out of training camp as a rookie free agent. He appeared in 11 games with two starts at wide receiver and posted eight catches for 82 yards.

TITANS TIDBITS:

- Batson was the valedictorian of his class at Millwood (Okla.) High School, and at Texas Tech, he graduated cum laude with his accounting degree in just over three years. His valedictorian speech – he had 52 in his graduating class – focused on his class, along with his past, and his journey.
- Batson wasn't necessarily expecting to make the team's 53-man roster as a rookie free agent in 2018. So when he walked into general manager Jon Robinson's office during cutdown day, he was expecting the worst. But things took a nice turn, and then something happened even the GM had never experienced before. Robinson told Batson he'd made the team's 53-man roster, and an impromptu prayer broke out. "I sat there and prayed," Batson said, "and Jon bowed his head with me. He said, "That's the first time anyone had ever done that.' ... I just wanted to give God the glory, with everything that is going on good or bad, because without Him nothing is possible."
- He has a dog named Kookie, and runs an Instagram account for her @ms.kookiemonster.
- Batson was roommates with Kansas City Chiefs quarterback Patrick Mahomes at Texas Tech.

CAREER TRANSACTIONS:

- The Oklahoma City, Okla., native was signed by the Titans as an undrafted free agent on May 11, 2018.
- Waived by the Titans on Sept. 17, 2018 and signed to the team's practice squad a day later.
- Signed by the Titans to their active roster from the practice squad on Oct. 10, 2018.
- Waived by the Titans on Sept. 7, 2020 and signed to the team's practice squad two days later.
- Activated from the practice squad to the active roster standard elevation on Sept. 19, 2020.
- Activated from the practice squad to the active roster COVID-19 replacement on Oct. 17, 2020.
- Signed by the Titans to their active roster from the practice squad on Nov. 7, 2020.

SEASON RECAPS:

- 2020 (12/1):** Scored his first career touchdown against Cleveland (12/6/20).
- Against Jacksonville (9/20), returned to the lineup for the first time since 2018 and snared two passes for 26 yards. Rushed once for 11 yards on a jet sweep.
- At Minnesota (9/27), started at wide receiver.
- Against Houston (10/18), played as a reserve at wide receiver and hauled in one reception for 13 yards.

- Against Chicago (11/8), played as a reserve at wide receiver and caught one pass for six yards. Registered his first career kickoff return for 23 yards in the fourth quarter.
- Against Indianapolis (11/12), played as a reserve at wide receiver and snared two passes for eight yards. Returned two kickoffs for 60 yards. Kickstarted the Titans' initial touchdown drive with a 35-yard return on the opening kickoff of the game.
- At Baltimore (11/22), saw action as a reserve at wide receiver and caught two passes for 21 yards. Rushed for four yards on a direct snap. Returned three kickoffs for 47 yards. Kept the Titans' opening scoring drive alive with a 14-yard catch on third-and-11 in the first stanza.
- At Indianapolis (11/29), played as a reserve at wide receiver and rushed once for five yards out of the Wildcat formation. Returned one kickoff for 18 yards. Extended the Titans' fourth touchdown drive by taking a direct snap and gaining five yards off right end on third-and-one late in the second quarter.
- Against Cleveland (12/6), saw action as a reserve at wide receiver and caught three passes for 14 yards with his first career touchdown reception. Returned four kickoffs for 83 yards. Made a leaping eight-yard touchdown grab along the sideline in the end zone for his first career score with less than a minute remaining in the contest.
- At Jacksonville (12/13), played as a reserve at wide receiver and on special teams.
- Against Detroit (12/20), saw action as a reserve at wide receiver and as the punt returner.
- At Green Bay (12/27), played as a reserve at wide receiver and caught one pass for 12 yards.
- At Houston (1/3), saw action as a reserve at wide receiver in the Titans' division-clinching victory.

2019 (0/0, 0/0): Spent the entire season on injured reserve after getting injured during training camp.

- 2018 (11/2):** Appeared in 11 games with two starts at wide receiver as a rookie and recorded eight receptions for 82 yards. Carried the ball once for one yard. Returned three punts for four yards. Collected a special teams tackle on coverage units. Was inactive for two games. Spent three weeks on the team's practice squad. Saw action in his first career NFL game against Baltimore (10/14/18). Made his first career reception at L.A. Chargers in London (10/21/18). Made his first career start at Indianapolis (11/18/18).
- Against Baltimore (10/14), made his NFL debut as a reserve on special teams and returned one punt for zero yards.
- At Los Angeles Chargers in London (10/21), played as a reserve at wide receiver and hauled in his first NFL reception for no gain.
- At Dallas (11/5), saw action as a reserve at wide receiver and hauled in two receptions for 21 yards. Kept the Titans' second touchdown drive alive with a 12-yard grab on third-and-seven in the second quarter.
- Against New England (11/11), played as a reserve at wide receiver and collected two receptions for 36 yards. Hauled in a 26-yard reception with a toe-drag catch along the sideline in the third quarter.
- At Indianapolis (11/18), made his first career start at wide receiver and caught one pass for five yards. Rushed once for one yard.
- At Houston (11/26), saw action as a reserve at wide receiver and hauled in one reception for 13 yards. Collected a special teams stop on coverage units.
- Against N.Y. Jets (12/2), started at wide receiver and caught one pass for seven yards.

COLLEGE:

- Appeared in 50 games over four seasons at Texas Tech and totaled 157 receptions for 1,499 yards and 14 touchdowns. Also returned 22 kickoffs for 417 yards and returned 65 punts for 394 yards.
- As a senior (2017), saw action in all 13 games with nine starts. Set a single-season career-high with 924 all-purpose yards. Caught 59 passes for 487 yards and five touchdowns. Returned 14 kicks for 308 yards and 17 punts for 91 yards. Also rushed six times for 38 yards. Named a semifinalist for the Campbell Award given to the best football scholar-athlete in the nation and named first-team Academic All-Big 12.
- As a junior (2016), appeared in all 12 games with 10 starts and his 60 receptions ranked second on the team and his 644 receiving yards ranked fourth on the squad. Scored eight touchdowns on the season. Returned 13 kickoffs for 308 yards and 17 punts for 157 yards. Named first-team Academic All-Big 12.
- As a sophomore (2015), saw action in all 13 games and finished the season with 29 receptions for 327 yards and one touchdown. Returned 13 punts for 81 yards. Named Academic All-Big 12 first-team honoree.
- As a true freshman (2014), played in 12 games and tallied nine receptions for 41 yards. Returned 18 punts for 65 yards.
- Graduated cum laude with a degree in accounting in 2017 from Texas Tech.

PERSONAL:

- Attended Millwood (Okla.) High School where he was named the Oklahoma Gatorade State Player of the Year and The Oklahoman's first-team All-State selection.
- As a senior, passed for over 2,000 yards, rushed for over 1,200 yards

and returned four punts for touchdowns. As a defensive back, tallied 48 tackles and 19 career interceptions, including five interceptions he returned for touchdowns.

- Helped guide his high school basketball team to a state championship as a junior.
- Son of Ericka Batson and Willie Batson III and has twin sisters, Caira and Carmen.
- Follow Batson on Twitter at @KillaCam_3_.
- Follow Batson on Instagram at @Camb_13.
- Born Cameron Malik Batson on Dec. 20, 1995 in Oklahoma City, Okla.

CAMERON BATSON'S GAME-BY-GAME

2018 Tennessee Titans				RECEIVING				
Date	Opp.	W/L	P/S	No	Yds	Avg	Lg	TD
Sept 9	@ Mia	L	IA					
Sept 16	Hou	W	IA					
Sept 23	@ Jax	W	PS					
Sept 30	Phi	W	PS					
Oct 7	@ Buf	L	PS					
Oct 14	Bal	L	p	0	0	-	0	0
Oct 21	@ LAC	L	p	1	0	0.0	0	0
Nov 5	@ Dal	W	p	2	21	10.5	12	0
Nov 11	NE	W	p	2	36	18.0	26	0
Nov 18	@ Ind	L	S	1	5	5.0	5	0
Nov 26	@ Hou	L	p	1	13	13.0	13	0
Dec 2	NYJ	W	S	1	7	7.0	7	0
Dec 6	Jax	W	p	0	0	-	0	0
Dec 16	@ NYG	W	p	0	0	-	0	0
Dec 22	Was	W	p	0	0	-	0	0
Dec 30	Ind	L	p	0	0	-	0	0
Totals		9-7	11/2	8	82	10.3	26	0

2020 Tennessee Titans				RECEIVING				
Date	Opp.	W/L	P/S	No	Yds	Avg	Lg	TD
Sept 14	@ Den	W	PS					
Sept 20	Jax	W	p	2	26	13.0	18	0
Sept 27	@ Min	W	S	0	0	-	0	0
Oct 13	Buf	W	R/C					
Oct 18	Hou	W	p	1	13	13.0	13	0
Oct 25	Pit	L	PS					
Nov 1	@ Cin	L	PS					
Nov 8	Chi	W	p	1	6	6.0	6	0
Nov 12	Ind	L	p	2	8	4.0	5	0
Nov 22	@ Bal	W	p	2	21	10.5	14	0
Nov 29	@ Ind	W	p	0	0	-	0	0
Dec 6	Cle	L	p	3	14	4.7	8t	1
Dec 13	@ Jax	W	p	0	0	-	0	0
Dec 20	Det	W	p	0	0	-	0	0
Dec 27	@ GB	L	p	1	12	12.0	12	0
Jan 3	@ Hou	W	p	0	0	-	0	0
Totals		11-5	12/1	12	100	8.3	18	1

CAMERON BATSON'S NFL STATISTICS

REGULAR SEASON				RECEIVING					RUSHING				
Year	Team	GP	GS	No	Yds	Avg	Lg	TD	Att	Yds	Avg	Lg	TD
2018	Tennessee	11	2	8	82	10.3	26	0	1	1	1.0	1	0
2019	Tennessee	0	0						Injured Reserve				
2020	Tennessee	12	1	12	100	8.3	18	1	4	20	5.0	11	0
NFL Totals		23	3	20	182	9.1	26	1	5	21	4.2	11	0

REGULAR SEASON				PUNT RETURNS				KICKOFF RETURNS				
Year	Team	No	FC	Yds	Avg	Lg	TD	No	Yds	Avg	Lg	TD
2018	Tennessee	3	1	4	1.3	5	0	0	0	-	0	0
2019	Tennessee							Injured Reserve				
2020	Tennessee	0	1	0	-	0	0	11	231	21.0	35	0
NFL Totals		3	2	4	1.3	5	0	11	231	21.0	35	0


Single-Game Highs

Receptions - **3 vs. Cleveland (12/6/20)**
 Receiving Yards - 36 vs. New England (11/11/18)
 Long Reception - 26 vs. New England (11/11/18)
 Receiving Touchdown - **1 vs. Cleveland (12/6/20)**
 Rushes - **1 (Five times, last vs. Cleveland 12/6/20)**
 Rushing Yards - **11 vs. Jacksonville (9/20/20)**
 Long Rush - **11 vs. Jacksonville (9/20/20)**
 Kickoff Returns - **4 vs. Cleveland (12/6/20)**
 Kickoff Return Yards - **83 vs. Cleveland (12/6/20)**

Kickoff Return Long - **35 vs. Indianapolis (11/12/20)**
 Punt Returns - 2 vs. Jacksonville (12/6/18)
 Punt Return Yards - 4 vs. Jacksonville (12/6/18)
 Punt Return Long - 5 vs. Jacksonville (12/6/18)

Additional Career Statistics

Special Teams Tackles - 1 (2018)
 Fumble Recovery - **1 (2020)**



41 KHARI BLASINGAME

FULLBACK/RUNNING BACK • 6'0" • 233 LBS • COLLEGE: VANDERBILT
 ACQUIRED: FREE AGENT - 2019 • NFL EXPERIENCE (NFL/TITANS): 2/2
 HOMETOWN: NEW MARKET, ALA.
 GAMES PLAYED/GAMES STARTED: 21/10 (PLAYOFFS: 3/1)

PRO: The Titans signed fullback/running back Khari Blasingame off the Minnesota Vikings' practice squad during the 2019 season to provide depth in the backfield and on special teams. Blasingame originally signed with the Vikings as a rookie free agent following the 2019 NFL Draft and spent the first 10 weeks of his rookie campaign on the team's practice squad. The 6-foot, 233-pounder amassed 997 rushing yards and 15 rushing scores as well as 35 catches for 380 yards and two receiving touchdowns during his collegiate career at Vanderbilt.

TITANS TIDBITS:

- Blasingame enjoys playing the saxophone.
- Blasingame originally started his Vanderbilt career at linebacker before transitioning to running back as a sophomore in 2016.
- After his football career, Blasingame's goal is to become the CEO of a hospital or health care system. Once there, he wants to focus on improving health care outcomes for disadvantaged populations. He earned his undergraduate degree in medicine, health and society from Vanderbilt in 2017 and is working towards master's degree in education, after playing his final collegiate season in 2018 as a graduate student.

CAREER TRANSACTIONS:

- The New Market, Ala., native was originally signed by the Minnesota Vikings as a rookie free agent on May 3, 2019.
- Waived by the Vikings on Aug. 31, 2019 and signed to the team's practice squad a day later.
- Signed by the Titans to their active roster from the Minnesota Vikings' practice squad on Nov. 13, 2019.

SEASON RECAPS:

- 2020 (15/7 - Tennessee):** Has tied for the team lead in special teams tackles twice in 2020 (vs. IND, vs. CLE).
- At Denver (9/14), saw action as a reserve at fullback and snared one catch for five yards.
 - Against Jacksonville (9/20), started at fullback and saw action on special teams.
 - At Minnesota (9/27), played as a reserve at fullback and helped the Titans collect 134 yards on the ground.
 - Against Buffalo (10/13), missed the game while on reserve/COVID-19.
 - Against Houston (10/18), started at fullback and helped open holes for Titans' rushers to gain 263 yards on the ground, including 212 rushing yards by Derrick Henry.
 - Against Pittsburgh (10/25), played as a reserve at fullback and on special teams.
 - At Cincinnati (11/1), saw action as a reserve at fullback and snared a reception for five yards. Returned one kickoff for 11 yards
 - Against Chicago (11/8), started at fullback.
 - Against Indianapolis (11/12), started at fullback and snared one pass for 13 yards. Registered a special teams tackle on coverage units.
 - At Baltimore (11/22), started at fullback and helped open holes for Titans' ball carriers to gain 173 yards on the ground.
 - At Indianapolis (11/29), started at fullback and blocked for Titans' rushers to gain 229 yards on 45 carries.
 - Against Cleveland (12/6), played as a reserve at fullback and on special teams. Tied for the team lead with a special teams stop on coverage units.
 - At Jacksonville (12/13), saw action at fullback and helped open holes for Titans' rushers to gain 249 yards on the ground, including a 215-yard performance by Derrick Henry.
 - Against Detroit (12/20), started at fullback and helped block for Titans'

- ball carriers to gain 195 yards and score three touchdowns on the ground.
- At Green Bay (12/27), saw action as a reserve at fullback and on special teams. Notched a special teams tackle on coverage units.
- At Houston (1/3), played as a reserve at fullback and blocked for Derrick Henry to gain a franchise-record 250 rushing yards in the Titans' division-clinching victory and in the process become the eighth player in NFL history to eclipse 2,000 rushing yards in a season.

- 2019 (6/3, 3/1 - Tennessee):** Saw action in six games with three starts at fullback during his rookie campaign. Caught four passes for 54 yards and collected two special teams tackles. Played in all three postseason contests with a start at fullback and notched two special teams tackles and a forced fumble on coverage units. Spent the first 10 weeks of the season on the Minnesota Vikings' practice squad before being signed by the Titans to their active roster on Nov. 13, 2019. Tied for the team lead in special teams tackles twice in 2019 (at IND, at NE). Made his first career start in his NFL debut against Jacksonville (11/24/19).
- Against Jacksonville (11/24), started at fullback in his NFL debut. Notched a special teams tackle on coverage units.
 - At Indianapolis (12/1), played as a reserve at fullback and on special teams. Tied for the team lead with a special teams tackle on coverage units.
 - At Oakland (12/8), saw action as a reserve at fullback and snared two receptions for 47 yards. Helped open holes for Titans' rushers to gain 161 yards on the ground. Set up the Titans' opening score with his first career catch, a 24-yard reception, in the first quarter. Got the Titans offense some breathing room with a 23-yard catch to the Tennessee 34-yard line in the third quarter.
 - Against Houston (12/15), played as a reserve at fullback and caught one pass for no gain.
 - Against New Orleans (12/22), started at fullback and helped the Titans amass 149 rushing yards on 26 carries.
 - At Houston (12/29), started at fullback and caught one pass for seven yards. Helped open holes for Titans' rushers to gain 245 yards on the ground.
 - At New England (1/4), started at fullback in his first career postseason game and blocked for Derrick Henry to amass 182 rushing yards. Tied for the team lead with a special teams tackle and a forced fumble on coverage units.
 - At Baltimore (1/11), played as a reserve at fullback and helped open holes for Derrick Henry to collect a franchise postseason record 195 yards on the ground. Played as a reserve on special teams and collected a tackle on coverage units.
 - At Kansas City (1/19), saw action as a reserve at fullback and on special teams.

COLLEGE:

- Helped revitalize Vanderbilt's football program, advancing to Independence Bowl against N.C. State in 2016 and Texas Bowl against Baylor in 2018. Capped his collegiate career with CoSIDA Academic All-District honors in 2017 and 2018 and SEC Academic Honor Roll recognition from 2015-17.
- As a graduate student (2018), played in all 13 games with two starts and rushed for 401 yards and five touchdowns on 96 attempts, while adding 25 receptions for 320 yards and a score.
- As a junior (2017), participated in 11 games with one start at running back. As the top reserve to Commodores all-time leading rusher Ralph Webb, produced 147 yards on 45 carries.
- As a sophomore (2016), after moving from linebacker to running back in spring drills, played in all 13 games at running back and on special team

return units. Finished the season second on the squad with 449 rushing yards and 10 rushing touchdowns on 97 carries. Also registered four receptions.

- As a redshirt freshman (2015), played in 11 games, contributing at inside linebacker and on special teams.
- In 2014, did not see action as a true freshman.
- Earned an undergraduate degree in medicine, health and society from Vanderbilt in May 2017, and is currently working toward a Master's of Education from Vanderbilt's Peabody College.

PERSONAL:

- Named second team All-State as a defensive back at Buckhorn (Huntsville, Ala.) High School.
- As a senior, posted 64 solo tackles and pair of interceptions as a safety. Also rushed for 966 yards and 10 touchdowns.

- Started at cornerback during junior and sophomore seasons.
- Played baseball and did sprints and jumps on the track and field squad at Buckhorn.
- Served as school ambassador and member of National Honor Society.
- Son of Stanley and Tara Blasingame and has an older sister, Camara.
- Born Khari Thomas Blasingame on July 1, 1996 in Huntsville, Ala.

KHARI BLASINGAME'S GAME-BY-GAME

2019 Tennessee Titans				RUSHING				RECEIVING					
Date	Opp	W/L	P/S	Att	Yds	Avg	Lg	TD	No	Yds	Avg	Lg	TD
Nov 24	Jax	W	S	0	0	-	0	0	0	0	-	0	0
Dec 1	@ Ind	W	p	0	0	-	0	0	0	0	-	0	0
Dec 8	@ Oak	W	p	0	0	-	0	0	2	47	23.5	24	0
Dec 15	Hou	L	p	0	0	-	0	0	1	0	0.0	0	0
Dec 22	NO	L	S	0	0	-	0	0	0	0	-	0	0
Dec 29	@ Hou	W	S	0	0	-	0	0	1	7	7.0	7	0
Totals		4-2	6/3	0	0	-	0	0	4	54	13.5	24	0
Playoffs													
Jan 4	@ NE	W	S	0	0	-	0	0	0	0	-	0	0
Jan 11	@ Bal	W	p	0	0	-	0	0	0	0	-	0	0
Jan 19	@ KC	L	p	0	0	-	0	0	0	0	-	0	0
Totals		2-1	3/1	0	0	-	0	0	0	0	-	0	0

2020 Tennessee Titans				RUSHING				RECEIVING					
Date	Opp	W/L	P/S	Att	Yds	Avg	Lg	TD	No	Yds	Avg	Lg	TD
Sept 14	@ Den	W	p	0	0	-	0	0	1	5	5.0	5	0
Sept 20	Jax	W	S	0	0	-	0	0	0	0	-	0	0
Sept 27	@ Min	W	p	0	0	-	0	0	0	0	-	0	0
Oct 13	Buf	W	R/C										
Oct 18	Hou	W	S	0	0	-	0	0	0	0	-	0	0
Oct 25	Pit	L	p	0	0	-	0	0	0	0	-	0	0
Nov 1	@ Cin	L	p	0	0	-	0	0	1	5	5.0	5	0
Nov 8	Chi	W	S	0	0	-	0	0	0	0	-	0	0
Nov 12	Ind	L	S	0	0	-	0	0	1	13	13.0	13	0
Nov 22	@ Bal	W	S	0	0	-	0	0	0	0	-	0	0
Nov 29	@ Ind	W	S	0	0	-	0	0	1	16	16.0	16	0
Dec 6	Cle	L	p	0	0	-	0	0	0	0	-	0	0
Dec 13	@ Jax	W	p	0	0	-	0	0	0	0	-	0	0
Dec 20	Det	W	S	0	0	-	0	0	0	0	-	0	0
Dec 27	@ GB	L	p	0	0	-	0	0	0	0	-	0	0
Jan 3	@ Hou	W	p	0	0	-	0	0	0	0	-	0	0
Totals		11-5	15/7	0	0	-	0	0	4	39	9.8	16	0

KHARI BLASINGAME'S NFL STATISTICS

REGULAR SEASON		RUSHING				RECEIVING							
Year	Team	GP	GS	No	Yds	Avg	Lg	TD	Att	Yds	Avg	Lg	TD
2019	Tennessee	6	3	0	0	0.0	-	0	4	54	13.5	24	0
2020	Tennessee	15	7	0	0	-	0	0	4	39	9.8	16	0
NFL Totals		21	10	0	0	-	0	0	8	93	11.6	24	0

PLAYOFFS		RUSHING				RECEIVING							
Year	Team	GP	GS	Att	Yds	Avg	Lg	TD	No	Yds	Avg	Lg	TD
2019	Tennessee	3	1	0	0	0.0	-	0	0	0	0.0	-	0
NFL Totals		3	1	0	0	0.0	-	0	0	0	0.0	-	0

Single-Game Highs

- Receptions - 2 at Oakland (12/8/19)
- Receiving Yards - 47 at Oakland (12/8/19)
- Long Reception - 24 at Oakland (12/8/19)

Additional Statistics

- Special Teams Tackles - 2 (2019), **1 (2020)**
- Kickoff Returns - **1 for 11 yards at Cincinnati (11/1/20)**

Additional Playoff Statistics

- Special Teams Tackles - 2 (2019), **2 (2020)**
- Special Teams Forced Fumble - 1 at New England (1/4/20)



62 AARON BREWER

CENTER • 6'1" • 274 LBS • COLLEGE: TEXAS STATE
ACQUIRED: FREE AGENT - 2020 • NFL EXPERIENCE (NFL/TITANS): ROOKIE
HOMETOWN: DALLAS, TEXAS
GAMES PLAYED/GAMES STARTED: 12/1 (PLAYOFFS: 0/0)



PRO: The Titans signed Aaron Brewer as a rookie free agent following the 2020 NFL Draft. The 6-foot-1-inch, 274-pounder appeared in 48 games with 47 consecutive starts over four seasons (2016-19) at Texas State. The Dallas, Texas native brings versatility to the offensive line room, having made starts at center, left guard, right guard, left tackle and right tackle.

TITANS TIDBITS:

- As an extremely versatile athlete, Brewer has even taught himself to do backflips.

CAREER TRANSACTIONS:

- The Dallas, Texas native was signed by the Titans as a rookie free agent on May 7, 2020.

SEASON RECAPS:

2020 (12/1): Made his NFL debut at Denver (9/14/20). Started his first career NFL contest at Baltimore (11/22/20).

- At Denver (9/14), saw action as a reserve in his first NFL contest.
- Against Jacksonville (9/20), dressed but did not play.
- At Minnesota (9/27), was inactive.
- Against Buffalo (10/13), saw limited action as a reserve tight end in the jumbo package.
- Against Houston (10/18), suited up but did not play.
- Against Pittsburgh (10/25), saw limited action as an extra lineman on goalline packages.
- At Cincinnati (11/1), dressed but did not play.
- Against Chicago (11/8), saw action as a reserve on special teams.
- Against Indianapolis (11/12), played as a reserve at center late in the game and as an extra tight end.
- At Baltimore (11/22), made his first career NFL start at left guard and helped open holes for Titans' ball carriers to gain 173 yards on the ground.
- At Indianapolis (11/29), saw action as an extra tight end in goalline packages.
- Against Cleveland (12/6), saw action as an extra tight end in short-yardage formations.
- At Jacksonville (12/13), played as a reserve at left guard in the second half.
- Against Detroit (12/20), saw action as a reserve as an extra tight end.
- At Green Bay (12/27), saw limited action at left guard late in the fourth quarter.
- At Houston (1/3), entered the game as a reserve at left guard in the third quarter after Rodger Saffold III left with an injury. Blocked for Derrick Henry to gain a franchise-record 250 rushing yards in the Titans' division-clinching victory and in the process become the eighth player in NFL history to eclipse 2,000 rushing yards in a season.

COLLEGE:

- In four seasons at Texas State (2016-19), appeared in 48 games with 47 consecutive starts along the offensive line. Brewer recorded starts at center, left guard, right guard, left tackle and right tackle.
- As a senior (2019), started all 12 games at right tackle. Earned All-Sun Belt second team recognition.
- As a junior (2018), started 12 games with six starts at center and six starts at left tackle. Named to the All-Sun Belt first team Offense by Pro Football Focus and earned honorable mention All-Sun Belt recognition by the league's coaches and media.
- As a sophomore (2017), started all 12 games on the offensive line. Made five starts at center, five games at right guard and two games at left tackle. Earned All-Sun Belt second team honors by Phil Steele and All-Sun Belt

third team recognition by the league's coaches and media.

- At Arkansas State (11/18), caught one pass for seven yards.
- As a freshman (2016), played in 12 games and made 11 starts on the offensive line. Started seven games at left guard and four games at center. Earned All-Sun Belt third team honors by Phil Steele and All-Sun Belt honorable mention recognition by the league's coaches and media.
- Majored in general studies at Texas State.

PERSONAL:

- Attended Skyline (Texas) High School where he earned All-District 9-6A First-Team honors at guard.
- Rated a two-star recruit by Rivals.
- Also competed in track and field.
- Son of Thedra and Keith Brewer.
- Follow Brewer on Twitter and Instagram @bigtime_ab.
- Born Aaron Jamal Brewer on Oct. 28, 1997 in Dallas, Texas.

AARON BREWER'S NFL STATISTICS			
REGULAR SEASON			
Year	Team	GP	GS
2020	Tennessee	12	1
NFL Totals		12	1
Starts Breakdown:			
2020 - LG 1			
Additional Career Statistics			
Misc. Tackles -			



11 A.J. BROWN

WIDE RECEIVER • 6'1" • 226 LBS • COLLEGE: MISSISSIPPI
ACQUIRED: 2ND ROUND - 2019 • NFL EXPERIENCE (NFL/TITANS): 2/2
HOMETOWN: STARKVILLE, MISS.
GAMES PLAYED/GAMES STARTED: 30/23 (PLAYOFFS: 3/3)



PRO: The Titans selected A.J. Brown in the second round (51st overall) of the 2019 NFL Draft. The 6-foot-1-inch, 226-pounder owns a complete skill set as a wide receiver, excelling in route-running, blocking, and the ability to get open and catch the ball. As a rookie in 2019, he led all NFL rookies in receiving yards (1,051) and total touchdowns (nine), while his 20.2-yard receiving average ranked second among all players behind only Los Angeles Chargers veteran Mike Williams (20.4).

CAREER HIGHLIGHTS:

- In 2019, Brown led the Titans in every major receiving category, totaling 52 catches for 1,051 yards and eight touchdowns. Among all rookies in franchise history, he ranked third in receiving yards and fifth in receptions, and he tied for the third-highest receiving touchdown total.
- Brown led the 2019 NFL rookie class in receiving yards and total touchdowns, and he tied for the rookie lead in touchdown receptions. He also placed fifth among rookies in receptions. Among all NFL players in 2019—rookies and veterans—Brown finished second in receiving average (20.2), behind only the Los Angeles Chargers' Mike Williams (20.4).
- In his first NFL game at Cleveland on Sept. 8, 2019, he recorded three catches for 100 yards, becoming the franchise's first player with 100 receiving yards in his first career game since Sid Blanks on Sept. 12, 1964.
- In 2018, Brown started all 12 games in his final season at Ole Miss and set school single-season records in receiving yards (1,320) and catches (85). He led the SEC in both categories.

TITANS TIDBITS:

- Brown was selected in the 19th round of the 2016 Major League Baseball Draft by the San Diego Padres as a centerfielder, and he participated in the team's extended spring training program each summer from 2016-18.
- He has a dog, Bentley Juan Brown, and runs an Instagram account for him @bentleyjuan1.
- During a pre-draft visit to San Francisco, Brown was able to link up and work out with Hall of Fame NFL receiver and fellow Mississippian Jerry Rice. Rice took Brown on the horse trail at Edgewood Park in Redwood City, known as one of Rice's training sites, where the pair ran hills as part of their work out. Brown's hometown Starkville, Miss., and Rice's hometown Crawford, Miss., are a 30-minute drive apart.
- In every sport Brown played growing up, he wore jersey No. 1.
- Brown names the 2017 Egg Bowl as his most memorable college football moment. "Playing against Mississippi State in my hometown," he says, "Everything was great. We won, and I had six catches for 167 yards and one touchdown." After reaching the end zone, Brown yelled to the crowd, "This is my city."
- Brown briefly stopped playing football during junior high and his freshman year of high school. He returned to the field his sophomore year after his high school coach suggested he play again.
- He enjoys shooting pool in his free time.
- His transition from college to the pros was made easier due to his older sister, Reva, already living in Nashville before he was drafted by the Titans.

CAREER TRANSACTIONS:

- The Starkville, Miss., native was selected by the Titans in the second round (51st overall) the 2019 NFL Draft.

SEASON RECAPS:

2020 (14/12): Selected to his first career Pro Bowl. Led the team with 11 receiving touchdowns and tied Drew Bennett (11 touchdowns in 2004) for

the most touchdown catches in a season in the team's "Titans era." Led the team with a career-best 70 receptions and a career-high 1,075 receiving yards. Became the 11th player to reach 1,000 receiving yards in each of his first two NFL seasons. Became the fifth NFL player since 1970 with at least 2,000 receiving yards and 19 receiving touchdowns in their initial two seasons. Has led or tied for the team lead in receptions eight times in 2020 (vs. BUF, vs. PIT, vs. CHI, at IND, at JAX, vs. DET, at GB, at HOU). Has led the team in receiving yards seven times in 2020 (vs. BUF, vs. PIT, vs. CHI, at IND, at JAX, at GB, at HOU). Has at least one touchdown reception in 10 of the 14 games in which he has appeared in 2020. Has eight career 100-yard receiving performances, including four in 2020 (vs. PIT, vs. CHI, at JAX, at HOU). Became the franchise's third player to eclipse 1,500 career receiving yards before his 24th birthday at 23 years and 131 days old against Chicago (11/8/20). Became the fourth player in franchise history with at least eight touchdown receptions in back-to-back seasons.

- At Denver (9/14), started at wide receiver and hauled in five passes for 39 yards.
- Against Jacksonville (9/20), was inactive.
- At Minnesota (9/27), was inactive.
- Against Buffalo (10/13), returned to the lineup as a reserve at wide receiver and led the team with seven receptions and 82 receiving yards with a touchdown. Got the Titans on the board early in the first quarter by getting open down the left sideline for a 16-yard touchdown grab in the end zone. Extended the Titans' third touchdown drive by drawing a defensive pass interference penalty on third-and-four late in the second quarter.
- Against Houston (10/18), started at wide receiver and snared five passes for 58 yards with two touchdowns. Registered the 10th and 11th touchdown receptions of his career. In doing so, he became the franchise's first player since the 1970 AFL-NFL merger to reach 10 career touchdown receptions in less than 20 career games. Increased the Titans lead to 14-0 with a six-yard touchdown reception late in the opening quarter. Sent the game to overtime with a seven-yard touchdown grab in the end zone with four seconds left to play in regulation.
- Against Pittsburgh (10/25), started at wide receiver and led the team with career-high tying 153 yards on six catches with a touchdown. Got open over the middle and hauled in a 73-yard catch-and-run touchdown in the third quarter.
- At Cincinnati (11/1), started at wide receiver and collected four receptions for 24 yards with a touchdown. Cut the Bengals' lead to 24-14 by breaking tackles on the way to a nine-yard touchdown reception in the fourth quarter.
- Against Chicago (11/8), started at wide receiver and led the team with four catches and 101 receiving yards with a score. Set up the Titans' opening field goal with a 38-yard catch-and-run reception down to the Bears' 28-yard line in the first quarter. Extended the Titans' first touchdown drive with a 17-yard catch on third-and-six in the second quarter. Got open down the left sideline and hauled in a 40-yard touchdown strike for a 10-0 advantage in the second stanza.
- Against Indianapolis (11/12), saw action as a reserve at wide receiver and caught one pass for 21 yards.
- At Baltimore (11/22), started at wide receiver and snared four receptions for 62 yards with a score. Drew a 39-yard pass interference penalty during the Titans' opening scoring drive in the first quarter. Bulldozed his way into the end zone for a 14-yard touchdown on third-and-10 with 2:26 remaining in the fourth quarter.
- At Indianapolis (11/29), started at wide receiver and led the team with four catches and 98 receiving yards with a touchdown. Scored another touchdown on a 42-yard kickoff return. Became the first player in franchise history with a receiving touchdown and a kickoff return touchdown in the same game. Gave the Titans a 14-7 advantage by getting loose over the

middle for a 69-yard catch-and-run touchdown late in the opening stanza. Sealed the victory by hauling in an onside kick and racing 42 yards for a touchdown late in the fourth quarter.

- Against Cleveland (12/6), started at wide receiver and grabbed four receptions for 87 yards. Set up the Titans' first score with a 40-yard catch over the middle early in the second quarter.
- At Jacksonville (12/13), started at wide receiver and led the team with seven catches and 112 receiving yards with a touchdown. Gave the Titans an early 7-0 lead with a one-handed grab for 37-yard touchdown reception on a flea-flicker in the first quarter. Reached 100 career receptions on a 13-yard reception in the second quarter.
- Against Detroit (12/20), started at wide receiver and tied for the team lead with five catches for 44 yards with a touchdown. Extended the Titans' opening touchdown drive with a six-yard catch on third-and-two in the first quarter. Got open for a two-yard touchdown pass and a 39-18 lead in the fourth quarter. Converted a third-and-four with a 12-yard reception during the Titans' final touchdown drive in the final stanza.
- At Green Bay (12/27), started at wide receiver and led the team with four catches and 43 receiving yards. Extended the Titans' initial scoring drive with a 10-yard catch on third-and-four late in the second quarter.
- At Houston (1/3), started at wide receiver and led the team with a career-high 10 receptions for a team-best 151 receiving yards with a touchdown in the Titans' division-clinching victory. Increased the Titans lead to 17-6 with a four-yard touchdown grab in the second quarter. Extended the Titans' opening touchdown drive of the second half with a 29-yard grab on third-and-eight in the third quarter. Kept the Titans' season-long 19-play scoring drive alive with a pair of third-down conversions in the fourth quarter: an 11-yard catch on third-and-six and a five-yard reception on third-and-four. Set up the Titans' game-winning field goal with a 52-yard deep bomb to the Texans' 23-yard line with 10 seconds remaining in the game.

2019 (16/11, 3/3): Received all-rookie first team honors from the Pro Football Writers Association. Appeared in all 16 games with 11 starts at wide receiver. Led the team with 52 receptions, 1,051 receiving yards and eight receiving touchdowns. Led all NFL rookies with 1,051 receiving yards, ranked fifth among all rookies with 52 receptions and tied for first among all NFL rookies with eight touchdown receptions. Led all NFL rookies with five 100-yard receiving games in 2019. His 20.2-yard receiving average in 2019 ranked second among all qualifying NFL players. Also rushed three times for 60 yards with a rushing score. Started all three postseason contests and notched five catches for 64 yards to go along with one rush for nine yards. Led the team in receiving yards eight times (at CLE, at ATL, at CAR, vs. JAX, at IND, at OAK, vs. HOU, at HOU). Led or tied for the team lead in receptions six times (vs. LAC, vs. JAX, at IND, at OAK, vs. HOU, at HOU). Made his first career start in his NFL debut at Cleveland (9/8/19). Collected his first two receiving touchdowns at Atlanta (9/29/19). Became the first rookie in the "Titans era" (1999–present) to have five 100-yard receiving games. Became the first rookie in the "Titans era" (1999–present) with at least five touchdown receptions—he finished with eight. Ranked third in team history for receiving yards by a rookie, fifth in franchise history for receptions by a rookie and tied for third in franchise history for touchdown receptions by a rookie. Posted his fourth touchdown reception of the season of at least 50 yards at Houston (12/29/19), the first rookie to do so since Randy Moss (five in 1998). Named the AFC Offensive Rookie of the Month for December, after hauling in 21 receptions for 470 yards with four touchdowns.

- At Cleveland (9/8), started at wide receiver in his NFL debut and snared three catches for a team-best 100 yards. With his 100 receiving yards, he became the franchise's first player with 100 receiving yards in his first career game since Sid Blanks on Sept. 12, 1964. Got the Titans' opening scoring drive rolling with his first career reception, a 47-yard catch-and-run play, in the first quarter. Kickstarted the Titans' scoring drive early in the third quarter with a 51-yard reception over the middle.
- At Atlanta (9/29), led the team with 94 receiving yards on three catches, including a team-high two touchdowns. Became the first Titans rookie with two or more touchdown receptions in a game since Chris Sanders against the Denver Broncos on Nov. 26, 1995. Gave the Titans an early 7-0 lead with a 55-yard catch-and-run touchdown on the first play of the second possession. Made an acrobatic, toe-drag 11-yard touchdown reception in the corner of the end zone late in the first quarter.
- Against L.A. Chargers (10/20), tied for the team lead with six catches for 64 yards. Totaled three receptions for 42 yards during the Titans' touchdown drive late in the second quarter.
- Against Tampa Bay (10/27), gave the Titans a 27-23 lead with an eight-yard touchdown grab on third-and-eight midway through the fourth quarter.

• At Carolina (11/3), led the team with 81 receiving yards on four catches. Extended the Titans' second touchdown drive with a beautiful over the shoulder catch on a 35-yard bomb.

- Against Jacksonville (11/24), led the team with four catches and a then career-high 135 receiving yards with a touchdown. Kickstarted the Titans' touchdown drive to open the second half with a 35-yard catch early in the third quarter. Increased the Titans lead to 35-3 with a career-long 65-yard catch-and-run touchdown in the third stanza.
- At Oakland (12/8), started at wide receiver and led the team with five catches, a career-high 153 receiving yards and two receiving scores. Gave the Titans a 14-7 advantage with a career-long 91-yard touchdown grab early in the second quarter. His 91-yard touchdown reception was the fourth-longest touchdown catch in franchise history and the longest since 1965. Increased the Titans lead to 21-14 with a physical 16-yard touchdown catch on third-and-13 in the second quarter.
- Against Houston (12/15), started at wide receiver and led the team with a career-high eight catches and 114 receiving yards with a touchdown. Got open deep and hauled in a 60-yard reception down the right sideline in the opening quarter. Extended the Titans' initial touchdown drive with a pair of third-down conversions: a nine-yard catch on third-and-five and an 11-yard reception on third-and-three in the third quarter. Evened the score at 14-14 with a five-yard touchdown grab early in the fourth quarter.
- Against New Orleans (12/22), started at wide receiver and hauled in a 34-yard catch to go along with a 49-yard rushing touchdown. Extended the Titans lead to 14-0 with a 49-yard touchdown jaunt on a reverse in the first quarter.
- At Houston (12/29), started at wide receiver and led the team with 124 receiving yards while tying for the team lead with four receptions and a receiving touchdown. Evened the score at 7-7 with a 51-yard catch-and-run touchdown down the right sideline on third-and-five in the opening quarter. Eclipsed 1,000 yards receiving for the season with a 24-yard grab from Marcus Mariota during the Titans' second touchdown drive. Set up the Titans' fourth touchdown with a 47-yard catch over double coverage down to the Houston one-yard line early in the fourth quarter.
- At New England (1/4), started at wide receiver in his first career postseason game and caught one pass for four yards.
- At Baltimore (1/11), started at wide receiver and hauled in one reception for nine yards.
- At Kansas City (1/19), started at wide receiver and grabbed three receptions for 51 yards. Kickstarted the Titans' first scoring drive with a 37-yard reception over the middle on the second play from scrimmage.

COLLEGE:

- In three seasons at Ole Miss (2016-18), appeared in 36 games and made 25 starts. He became the program's all-time leading receiver with 2,984 yards, ranked third in school history with 189 receptions, and placed fifth all-time with 19 touchdowns. Brown averaged 15.8 yards per catch and 82.9 yards per game, and he tallied the most 100-yard receiving games in Ole Miss history with 12. He became the third player in school history to top 1,000 yards in a single season and the only receiver in Ole Miss history to tally 60 or more receptions in back-to-back seasons.
- As a junior (2018), played and started all 12 games and set career highs and Ole Miss single-season receiving records with 85 receptions and 1,320 yards. His 1,320 receiving yards led the SEC, were seventh in the nation, and broke the Ole Miss record for single-season receiving yards that he had set in 2017. He added six touchdowns on the year. Brown had six games of 100-plus yards and caught seven or more passes in seven contests. Earned All-America honors from FWAA (second team), Phil Steele (second team), Associated Press (third team), and All-SEC first team honors (Associated Press, coaches). Named a Biletnikoff Award semifinalist and was a finalist for the C Spire Conerly Trophy.
- As a sophomore (2017), played and started all 12 games and caught 75 passes for 1,254 yards and a career-high 11 touchdowns. His 11 scores tied Ole Miss' single-season school record, led the SEC and ranked 11th in the nation. Posted six 100-yard games and became the third receiver in Ole Miss history to record a 1,000-yard season. Brown's 1,254 receiving yards led the SEC, ranked 10th in the nation, and broke the school record for a single season. Scored two touchdowns in four different contests. Earned All-America honors from Phil Steele (second team), Associated Press (third team), All-SEC first team honors (coaches, Associated Press, Phil Steele) and second team honors (Athlon). He was the 2017 recipient of the C Spire Conerly Trophy, and was a semifinalist for the Biletnikoff Award.
- Established an Ole Miss single-game record with 233 receiving yards at South Alabama (9/1/17) and tied a team record with 14 receptions against

Louisiana (11/11/17).

- As a freshman (2016), played in all 12 games with one start as a true freshman. He finished fifth on the team with 29 catches and 412 yards, and added a pair of touchdowns. He ranked fourth among SEC freshman with 2.4 catches per game and fifth with 34.4 receiving yards per game.
- Majored in broadcast journalism and minored in criminal justice and education at Ole Miss.

PERSONAL:

- Attended Starkville (Miss.) High School, where he was an Under Armour All-America selection and a consensus 4-star prospect by the major recruiting services.
- Ranked the No. 45 overall recruit by Scout, No. 47 by 24/7 Sports, No. 53 by Rivals, and No. 66 by ESPN.
- As a senior, caught 83 passes for 1,371 yards and 13 touchdowns en

route to leading Starkville to a 6A state championship.

- Named first team All-State by USA Today, The Clarion-Ledger, and the Mississippi Association of Coaches.
- Became the second player ever to be selected to both the Under Armour football and baseball All-American games.
- Also played baseball and basketball in high school. Brown batted over .360 for the Yellowjackets.
- List of favorites: (movie) "Bad Boys"; (TV show) "Martin"; (musician) "Kevin Gates"; (dessert) chocolate cake.
- Has two older sisters.
- Son of Arthur Brown, Josette Robertson and Mellisa Smith.
- Follow Brown on Twitter at @Brown1arthur.
- Follow Brown on Instagram at @1k_alwaysopen.
- Born Arthur Juan Brown on June 30, 1997 in Starkville, Miss.

A.J. BROWN'S GAME-BY-GAME

2019 Tennessee Titans					RECEIVING				
Date	Opp.	W/L	P/S	No	Yds	Avg	Lg	TD	
Sept 8	@ Cle	W	S	3	100	33.3	51	0	
Sept 15	Ind	L	S	3	25	8.3	11	0	
Sept 19	@ Jax	L	S	1	4	4.0	4	0	
Sept 29	@ Atl	W	p	3	94	31.3	55t	2	
Oct 6	Buf	L	S	2	27	13.5	14	0	
Oct 13	@ Den	L	S	2	23	11.5	13	0	
Oct 20	LAC	W	p	6	64	10.7	16	0	
Oct 27	TB	W	p	2	11	5.5	8t	1	
Nov 3	@ Car	L	p	4	81	20.3	35	0	
Nov 10	KC	W	S	1	17	17.0	17	0	
Nov 24	Jax	W	p	4	135	33.8	65t	1	
Dec 1	@ Ind	W	S	3	45	15.0	16	0	
Dec 8	@ Oak	W	S	5	153	30.6	91t	2	
Dec 15	Hou	L	S	8	114	14.3	60	1	
Dec 22	NO	L	S	1	34	34.0	34	0	
Dec 29	@ Hou	W	S	4	124	31.0	51t	1	
Totals		9-7	16/11	52	1,051	20.2	91t	8	
Playoffs									
Jan 4	@ NE	W	S	1	4	4.0	4	0	
Jan 11	@ Bal	W	S	1	9	9.0	9	0	
Jan 19	@ KC	L	S	3	51	17.0	37	0	
Totals		2-1	3/3	5	64	12.8	37	0	

2020 Tennessee Titans					RECEIVING				
Date	Opp.	W/L	P/S	No	Yds	Avg	Lg	TD	
Sept 14	@ Den	W	S	5	39	7.8	12	0	
Sept 20	Jax	W	IA						
Sept 27	@ Min	W	IA						
Oct 13	Buf	W	p	7	82	11.7	16t	1	
Oct 18	Hou	W	S	5	58	11.6	18	2	
Oct 25	Pit	L	S	6	153	25.5	73t	1	
Nov 1	@ Cin	L	S	4	24	6.0	9t	1	
Nov 8	Chi	W	S	4	101	25.3	40t	1	
Nov 12	Ind	L	p	1	21	21.0	21	0	
Nov 22	@ Bal	W	S	4	62	15.5	25	1	
Nov 29	@ Ind	W	S	4	98	24.5	69t	1	
Dec 6	Cle	L	S	4	87	21.8	40	0	
Dec 13	@ Jax	W	S	7	112	16.0	37t	1	
Dec 20	Det	W	S	5	44	8.8	14	1	
Dec 27	@ GB	L	S	4	43	10.8	12	0	
Jan 3	@ Hou	W	S	10	151	15.1	52	1	
Totals		11-5	14/12	70	1,075	15.4	73t	11	

A.J. BROWN'S NFL STATISTICS

REGULAR SEASON				RECEIVING					RUSHING				
Year	Team	GP	GS	No	Yds	Avg	Lg	TD	Att	Yds	Avg	Lg	TD
2019	Tennessee	16	11	52	1,051	20.2	91t	8	3	60	20.0	49t	1
2020	Tennessee	14	12	70	1,075	15.4	73t	11	0	0	-	0	0
NFL Totals		30	23	122	2,126	17.4	91t	19	3	60	20.0	49t	1
PLAYOFFS				RECEIVING					RUSHING				
Year	Team	GP	GS	No	Yds	Avg	Lg	TD	Att	Yds	Avg	Lg	TD
2019	Tennessee	3	3	5	64	12.8	37	0	1	9	9.0	9	0
NFL Totals		3	3	5	64	12.8	37	0	1	9	9.0	9	0

Single-Game Highs

- Receptions - **10 at Houston (1/3/21)**
- Receiving Yards - **153 (Twice, last vs. Pittsburgh 10/25/20)**
- Long Reception - 91t at Oakland (12/8/19)
- Receiving Touchdowns - **2 (Three times, last vs. Houston 10/18/20)**
- Rushing Attempts - 1 (Three times, last vs. New Orleans 12/22/19)
- Rushing Yards - 49 vs. New Orleans (12/22/19)
- Long Rush - 49t vs. New Orleans (12/22/19)
- Rushing Touchdowns - 1 vs. New Orleans (12/22/19)

Playoff Single-Game Highs

- Receptions - 3 at Kansas City (1/19/20)
- Receiving Yards - 51 at Kansas City (1/19/20)
- Long Reception - 37 at Kansas City (1/19/20)
- Rushing Attempts - 1 at Baltimore (1/11/20)
- Rushing Yards - 9 at Baltimore (1/11/20)
- Long Rush - 9 at Baltimore (1/11/20)

Additional Career Statistics

- Kickoff Returns - **1 for 42-yard touchdown at Indianapolis (11/29/20)**
- Misc. Tackles - 1 (2019), **1 (2020)**



21 MALCOLM BUTLER

CORNERBACK • 5'11" • 190 LBS • COLLEGE: WEST ALABAMA
ACQUIRED: UNRESTRICTED FREE AGENT (NEW ENGLAND) - 2018
NFL EXPERIENCE (NFL/TITANS): 7/3 • HOMETOWN: VICKSBURG, MISS.
GAMES PLAYED/GAMES STARTED: 100/84 (PLAYOFFS: 11/7)



Super Bowl: 2014, 2016



Pro Bowl: 2015, 2016

PRO: The Titans entered the 2018 offseason looking to add more experience to their secondary. The club found just that when it signed two-time Super Bowl Champion and two-time Pro Bowler Malcolm Butler as an unrestricted free agent on March 16, 2018. The 5-foot-11-inch, 190-pounder arrived in Tennessee having collected nine total interceptions and 56 passes defended in four seasons (2014-17) with the New England Patriots. Butler originally entered the league as a rookie free agent out of West Alabama.

CAREER HIGHLIGHTS:

- Butler is a two-time Super Bowl champion, having captured the title with the New England Patriots in 2014 and 2016.
- In 2019, he posted his fifth consecutive season with at least two interceptions, and his second consecutive season with an interception returned for a touchdown.
- In 2018, Butler led the Titans with 13 passes defended and was second on the team with three interceptions in his first season with the Titans.
- In 2016, Butler was named to his second career Pro Bowl and received Associated Press second-team All-Pro honors after notching a career-high four interceptions and 17 passes defended.
- In 2015, Butler made his first career Pro Bowl after posting 72 tackles, two interceptions and 15 passes defended.
- As a rookie free agent in 2014, Butler was involved in one of the most clutch plays in Super Bowl history. With 26 seconds left in Super Bowl XLIX, he intercepted a pass intended for Ricardo Lockette at the goal line, preventing a go-ahead touchdown by the Seattle Seahawks, and sealing the Patriots' championship victory.

TITANS TIDBITS:

- Every offseason since 2015, Butler has hosted free skills and multi-sport experience camps in his hometown of Vicksburg, Miss., for 500 boys and girls in first through 12th grades.
- In February 2017, the production company Narrative Capital acquired the rights to the story of Butler for a film tentatively titled "The Secondary."
- Following Butler's crucial goal line interception to seal Super Bowl XLIX, Patriots quarterback Tom Brady, who received a 2015 Chevrolet Colorado as part of his Super Bowl XLIX MVP Award, requested Chevrolet award the truck directly to Butler.
- Prior to securing a rookie free agent tryout with the Patriots in 2014, Butler was operating the fryolator at a Popeye's restaurant.

CAREER TRANSACTIONS:

- The Vicksburg, Miss., native was signed by the New England Patriots as a rookie free agent on May 19, 2014.
- Signed by the Titans as a unrestricted free agent on March 16, 2018.

SEASON RECAPS:

2020 (16/16 - Tennessee): Led the team with 14 passes defended and tied for the team lead with four interceptions. Finished second on the squad with a career-high 100 tackles. Has led or tied for the team lead in passes defended nine times in 2020 (vs. JAX, at MIN, vs. BUF, vs. HOU, at CIN, vs. CHI, vs. IND, at JAX, at GB). Has led or tied for the team lead in tackles three times in 2020 (vs. JAX, vs. PIT, vs. CLE).

- At Denver (9/14), started at cornerback and collected three tackles.
- Against Jacksonville (9/20), started at cornerback and tied for the team lead with a career-high 11 tackles and two passes defended. Broke up a third-and-three pass intended for Laviska Shenault Jr. in the opening quarter. Batted down a pass intended for Chris Conley in the end zone on the first play of the fourth quarter.

- At Minnesota (9/27), started at cornerback and registered four tackles and a team-best two passes defended. Broke up a deep pass intended for Justin Jefferson in the end zone late in the second quarter. Forced the Vikings to settle for a field goal by defending a deep third-and-seven pass intended for Adam Thielen in the end zone two plays later.
- Against Buffalo (10/13), started at cornerback and tallied seven tackles, including a stop for loss, while grabbing two interceptions that were returned 97 yards. Registered his second career game with two interceptions. Got the early momentum by intercepting a Josh Allen third-and-four pass intended for Andre Roberts and raced 29 yards to the Buffalo 16-yard line setting up the Titans' first touchdown. Stopped Isaiah McKenzie for a seven-yard loss on a short pass in the third quarter. Picked off a Josh Allen pass intended for Gabriel Davis and maneuvered his way 68 yards on the return down to the Bills' 12-yard line setting up another Titans' touchdown.
- Against Houston (10/18), started at cornerback and produced eight tackles and a pass defended. Broke up a deep pass intended for Will Fuller V late in the fourth quarter.
- Against Pittsburgh (10/25), started at cornerback and tied for the team lead with eight tackles.
- At Cincinnati (11/1), started at cornerback and posted eight tackles and a passes defended. Broke up a pass intended for A.J. Green early in the second quarter.
- Against Chicago (11/8), started at cornerback and tallied four tackles and a team-high two passes defended. Broke up a pass intended for Allen Robinson late in the first quarter. Defended another pass intended for Robinson early in the second stanza.
- Against Indianapolis (11/12), started at cornerback and collected seven tackles and a pass defended. Ended a potential Colts' scoring drive by dropping Jordan Wilkins for no gain on a fourth-and-one rush in the first quarter. Broke up and nearly intercepted a deep pass intended for Marcus Johnson in the end zone in the third quarter.
- At Baltimore (11/22), started at cornerback and totaled four tackles.
- At Indianapolis (11/29), started at cornerback and recorded four tackles.
- Against Cleveland (12/6), started at cornerback and led the team with eight tackles. Stuffed Kareem Hunt for no gain on a rush off left end in the third quarter.
- At Jacksonville (12/13), started at cornerback and notched three tackles and two passes defended, including an interception. Intercepted a Mike Glennon deep pass intended for DJ Chark Jr. early in the third quarter. Knocked down a pass intended for Chark Jr. in the final stanza.
- Against Detroit (12/20), started at cornerback and produced nine tackles. Stuffed D'Andre Swift for no gain on a short pass in the right flat on the Lions first play from scrimmage.
- At Green Bay (12/27), started at cornerback and registered six tackles and an interception. Halted a Packers' drive by intercepting an Aaron Rodgers pass intended Davante Adams on third-and-11 early in the fourth quarter.
- At Houston (1/3), started at cornerback in his 100th career regular season game and notched six tackles in the Titans' division-clinching victory. Stopped Chad Hansen short of the goalline on a two-point conversion attempt in the third quarter.

2019 (9/9, 0/0 - Tennessee): Started nine games at cornerback and collected 30 tackles, two interceptions, including one he returned for a touchdown. Finished tied for second on the team with 10 passes defended. Placed on injured reserve on Nov. 5, 2019. Led or tied for the team lead in passes defended twice in 2019 (at DEN, at CAR).

- At Cleveland (9/8), started at cornerback and collected five tackles and an interception he returned 38 yards for a score. Picked off a Baker Mayfield pass intended for Jarvis Landry and returned the interception 38 yards for

a touchdown late in the fourth quarter.

- Against Indianapolis (9/15), started at cornerback and tallied seven tackles and a pass defended. Broke up a third-and-seven pass intended for Deon Cain early in the third quarter.
- At Atlanta (9/29), started at cornerback and registered six tackles and a pass defended. Stopped Devonta Freeman for a one-yard loss on a short pass in the fourth quarter.
- At Denver (10/13), started at cornerback and recorded two tackles and a team-best two passes defended. Broke up a third-and-seven pass intended for Courtland Sutton in the opening stanza. Knocked down a pass intended for Emmanuel Sanders in the first quarter.
- Against L.A. Chargers (10/20), started at cornerback and posted five tackles and a pass defended. Combined with Wesley Woodyard to stuff Austin Ekeler for no gain on a rush off left end late in the opening quarter.
- Against Tampa Bay (10/27), started at cornerback and tallied a tackle and an interception. Intercepted a Jameis Winston pass intended for Chris Godwin and returned it 23 yards to the Tampa Bay six-yard line late in the first quarter.
- At Carolina (11/3), started at cornerback and produced two passes defended before leaving the game late in the second quarter with an injury.

2018 (16/11 - Tennessee): Played in all 16 games with 11 starts at cornerback in his first season with the Titans and led the team with 13 passes defended. Ranked second on the team with three interceptions. Collected 56 tackles, a sack, three stops for loss, a quarterback pressure and a forced fumble. Led or tied for the team lead in passes defended seven times (at MIA, vs. HOU, vs. BAL, at IND, vs. NYJ, vs. JAX, vs. IND). Tied for the team lead in sacks once (vs. PHI).

- At Miami (9/9), started at cornerback in his first game with the Titans and collected five tackles, an interception, a stop for loss and two passes defended. Stuffed Kenyan Drake for a one-yard loss on a short pass to the flat in the second quarter. Intercepted a Ryan Tannehill pass intended for Mike Gesicki in the end zone and returned it 34 yards in the third quarter. Batted down a pass intended for Albert Wilson late in the third stanza.
- Against Houston (9/16), started at cornerback and tallied six tackles and two passes defended. Broke up a pass intended for DeAndre Hopkins early in the first quarter. Batted down a pass intended for Hopkins during the Texans' final drive late in the fourth quarter.
- Against Philadelphia (9/30), started at cornerback and notched seven tackles, including a sack. Came off the edge on a blitz and dropped Carson Wentz for a nine-yard sack in the first quarter. Forced an Alshon Jeffery fumble that went out of bounds in the second quarter.
- Against Baltimore (10/14), played as a reserve at cornerback and amassed three tackles and two passes defended. Broke up a deep pass intended for Michael Crabtree late in the second quarter.
- At Indianapolis (11/18), started at cornerback and collected two tackles and a pass defended. Halted the Colts' opening drive by breaking up a third-and-nine pass intended for Ryan Grant in the first quarter.
- Against N.Y. Jets (12/2), started at cornerback and tallied six tackles, an interception and a stop for loss. Halted a Jets' drive by stonewalling Elijah McGuire for a four-yard loss on a short third-and-two swing pass in the fourth quarter. Sealed the victory by intercepting a Josh McCown pass intended for Chris Herndon late in the fourth quarter.
- Against Washington (12/22), started at cornerback and totaled three tackles, an interception returned for a score, a stop for loss and a quarterback pressure. Broke up a pass intended for Josh Doctson in the third quarter. Sealed the victory by intercepting a Josh Johnson pass and racing 56 yards as time expired in the game.
- Against Indianapolis (12/30), started at cornerback and registered six tackles and two passes defended. Batted down a pass intended for Dontrelle Inman in the second quarter. Broke up a pass intended for Eric Ebron in the third stanza.

2017 (16/15, 3/2 - New England): Played in all 16 games with 15 starts at cornerback and amassed 60 tackles, two interceptions, a sack, 12 passes defended and three forced fumbles. Saw action in all three postseason games with two starts and posted four tackles.

- Against Carolina (10/1), started at cornerback and led the team with eight tackles, while adding a pass defended and a first quarter interception of Cam Newton that led to the Patriots first touchdown drive.
- At N.Y. Jets (10/15), started at cornerback and was a key contributor with four tackles, three passes defended and an interception late in the second quarter that led to a Patriots touchdown to tie the game going into halftime. Also forced a fumble of Austin Seferian-Jenkins as he was going into the end zone for a fourth-quarter score which caused the fumble out of bounds

to be ruled a touchback and returned possession to the Patriots.

- Against Atlanta (10/22), contributed with six tackles and a pass defended in a starting role at cornerback. The pass defended came on a third-and-one pass breakup of a Julio Jones fourth quarter target in the end zone which led to a fourth-down stop on the ensuing play for the Patriots.
- At Buffalo (12/3), made the start at cornerback and finished with a team-high eight tackles.
- At Pittsburgh (12/17), started at cornerback and finished with three tackles, including a key stop on the penultimate play of the game when he tackled Darrius Heyward-Bey inbounds to keep the clock running prior to Duron Harmon's game-sealing interception on the next play in the win.
- Against Buffalo (12/24), made the start at cornerback and finished with three tackles, a pass defended and a 13-yard sack of Tyrod Taylor in the fourth quarter.
- Against Jacksonville (1/21), started at cornerback and finished with six tackles total and added a pass defended in the AFC Championship victory.

2016 (16/16, 3/3 - New England): Earned his second career Pro Bowl invitation and named to the Associated Press All-Pro second team after starting all 16 regular season games and recording 63 tackles, one sack, and notched career-high four interceptions and 17 passes defended. Also forced one fumble and recovered two others. Started all three postseason contests and posted 11 tackles and one pass defended.

- Against Miami (9/18), led the team with eight tackles and one pass defended.
- At Pittsburgh (10/23), picked off Landry Jones in the end zone during the first quarter to end a Steelers scoring threat. Finished the game with six tackles and three passes defended.
- Against Seattle (11/13), led the defense with nine total tackles.
- At San Francisco (11/20), recorded his first ever NFL sack when he took down Colin Kaepernick. Added two tackles.
- At N.Y. Jets (11/27), forced and recovered a fumble to mark the first forced fumble and fumble recovery of his NFL career that led to a Patriots touchdown. Also added five total tackles.
- Against the Los Angeles Rams (12/4), picked off Jared Goff for seven yards. Added one total tackle and three passes defended.
- Against N.Y. Jets (12/24), had his first career two-interception game in the win when he picked off Bryce Petty on third-and-11 in the first quarter and Ryan Fitzpatrick for a 21-yard gain at the end of the third stanza. Had three total takeaways in the game after adding a fumble recovery in the second quarter to mark the first time that a Patriots player has had three takeaways in the same game since Steve Gregory had three (one interception and two fumble recoveries at N.Y. Jets Nov. 22, 2012).
- Against Pittsburgh (1/22), recorded four tackles and a pass defended in the AFC Championship.

2015 (16/16, 2/2 - New England): Earned his first career Pro Bowl invitation after starting all 16 regular season contests and recording 72 tackles, two interceptions and 15 passes defended. Started both playoff games and posted 12 tackles and three passes defended.

- At Buffalo (9/20), recorded his first career regular season interception off a Tyrod Taylor pass. Also added six tackles and one pass defended.
- At Indianapolis (10/18), recorded a single-game career-high nine tackles and two passes defended.
- At N.Y. Giants (11/15), recorded two solo tackles and three passes defended. Butler's three passes defended came against Odell Beckham Jr., who Butler held to four receptions on 12 targets.
- Against Tennessee (12/20), recorded seven tackles, an interception and one pass defended.
- Against Kansas City (1/16), made his first postseason start and recorded five tackles and one pass defended in the playoff victory.
- At Denver (1/24), recorded a career playoff-high seven tackles and two passes defended in the AFC Championship Game.

2014 (11/1, 3/0 - New England): Made the team as a rookie free agent and appeared in 11 regular season games with one start and totaled 14 tackles, four passes defended and one special teams tackle. Was inactive for four games and did not play in another contest. Played as a reserve in all three playoff contests and made four tackles, one interception and three passes defended.

- At Miami (9/7), made his NFL debut on special teams and at cornerback and recorded two tackles.
- Against Denver (11/2), saw significant playing time as a fourth cornerback and finished with four tackles and one pass defended.
- Against Miami (12/14), made his first NFL start at defensive back and

notched two tackles.

- Against Buffalo (12/28), posted four tackles and one special teams stop.
- Against Seattle (2/1), sealed the Patriots' 28-24 Super Bowl XLIX win by intercepting Russell Wilson's pass intended for Ricardo Lockette in the end zone with 26 seconds left to play. He undercut a slant route, picked off the pass and returned it to the two-yard line. It was his first career NFL interception. Two plays before the interception, Butler swatted a deep pass intended for Jermaine Kearse, but Kearse was able to gather the tipped ball before Butler pushed him out of bounds at the five-yard line. Butler led the team with a game-high three passes defended in just 18 defensive snaps and posted three tackles.

COLLEGE:

- Played two seasons at West Alabama after transferring from Hinds (Miss.) Community College. Was a two-time first team All-Gulf South Conference selection at cornerback as a junior and senior.
- Played in 25 games at West Alabama and compiled 94 tackles, seven interceptions, 27 passes defended and blocked a field goal. Also returned kickoffs and punts.
- As a senior (2013), named first-team All-Gulf South Conference selection at cornerback led the GSC with 18 passes defended. Posted 45 tackles, two interceptions, one returned for a touchdown and blocked a field goal.
- As a junior (2012), selected a first-team All-Gulf South Conference selection after starting 12 games and tallying 49 tackles, five interceptions and 14 passes defended. Intercepted three passes in a game against West Georgia.
- Recorded 43 tackles with three interceptions and 12 broken up passes as a sophomore at Hinds (Miss.) Community College. Averaged 15 yards per

interception return, including one for a score.

- Transferred to Alcorn State University before being invited back to Hinds Community College in 2011.
- Played in five games as a freshman (2010), making 22 tackles and picking off one pass at Hinds.
- Majored in physical education at West Alabama.

PERSONAL:

- Played for Coach Alonzo Stevens at Vicksburg (Miss.) High School and averaged five tackles per game as a senior.
- Despite only playing football as a freshman and senior at Vicksburg, Butler earned a scholarship to Hinds Community College in Raymond, Miss.
- Also participated in track & field at Vicksburg, where he competed in sprint events and jumps. Posted personal-bests of 12.07 seconds in the 100-meter dash, 1.83 meters (6'0") in the high jump, and 6.92 meters (22'8.5") in the long jump.
- Son of Deborah Butler and is one of five children.
- Follow Butler on Twitter and Instagram at @Mac_BZ.
- Born Malcolm Terel Butler on March 2, 1990, in Vicksburg, Miss.

MALCOLM BUTLER'S GAME-BY-GAME

2014 New England Patriots

Date	Opp	W/L	P/S	Tot	Solo	Asst	Sk	- Yds	QBP	TFL	Int	- Yds	-TD	PD	FF	FR	- Yds	SpT	
Sept 7	@ Mia	L	p	2	2	0	0.0	0.0	NA	NA	0	0	0	0	0	0	0	0	
Sept 14	@ Min	W	p	1	1	0	0.0	0.0	NA	NA	0	0	0	1	0	0	0	0	
Sept 21	Oak	W	p	0	0	0	0.0	0.0	NA	NA	0	0	0	0	0	0	0	0	
Sept 29	@ KC	L	p	1	1	0	0.0	0.0	NA	NA	0	0	0	0	0	0	0	0	
Oct 5	Cin	W	IA																
Oct 12	@ Buf	W	WDP																
Oct 16	NYJ	W	IA																
Oct 26	Chi	W	p	0	0	0	0.0	0.0	NA	NA	0	0	0	2	0	0	0	0	
Nov 2	Den	W	p	4	4	0	0.0	0.0	NA	NA	0	0	0	1	0	0	0	0	
Nov 16	@ Ind	W	p	0	0	0	0.0	0.0	NA	NA	0	0	0	0	0	0	0	0	
Nov 23	Det	W	IA																
Nov 30	@ GB	L	IA																
Dec 7	@ SD	W	p	0	0	0	0.0	0.0	NA	NA	0	0	0	0	0	0	0	0	
Dec 14	Mia	W	S	2	2	0	0.0	0.0	NA	NA	0	0	0	0	0	0	0	0	
Dec 21	@ NYJ	W	p	0	0	0	0.0	0.0	NA	NA	0	0	0	0	0	0	0	0	
Dec 28	Buf	L	p	4	3	1	0.0	0.0	NA	NA	0	0	0	0	0	0	0	1	
Totals	12-4	11/1		14	13	1	0.0	0.0	NA	NA	0	0	0	4	0	0	0	1	
Playoffs																			
Jan 10	Bal	W	p	0	0	0	0.0	0.0	NA	NA	0	0	0	0	0	0	0	0	0
Jan 18	Ind	W	p	1	1	0	0.0	0.0	NA	NA	0	0	0	0	0	0	0	0	0
Feb 1	Sea	W	p	3	3	0	0.0	0.0	NA	NA	1	3	0	3	0	0	0	0	0
Totals	3-0	3/0		4	4	0	0.0	0.0	NA	NA	1	3	0	3	0	0	0	0	

2015 New England Patriots

Date	Opp	W/L	P/S	Tot	Solo	Asst	Sk	- Yds	QBP	TFL	Int	- Yds	-TD	PD	FF	FR	- Yds	SpT	
Sept 10	Pit	W	S	5	3	2	0.0	0.0	NA	NA	0	0	0	0	0	0	0	0	
Sept 20	@ Buf	W	S	6	4	2	0.0	0.0	NA	NA	1	9	0	1	0	0	0	0	
Sept 27	Jax	W	S	4	4	0	0.0	0.0	NA	NA	0	0	0	3	0	0	0	0	
Oct 11	@ Dal	W	S	1	0	1	0.0	0.0	NA	NA	0	0	0	1	0	0	0	0	
Oct 18	@ Ind	W	S	9	7	2	0.0	0.0	NA	NA	0	0	0	2	0	0	0	0	
Oct 25	NYJ	W	S	6	4	2	0.0	0.0	NA	NA	0	0	0	0	0	0	0	0	
Oct 29	Mia	W	S	4	4	0	0.0	0.0	NA	NA	0	0	0	0	0	0	0	0	
Nov 8	Was	W	S	5	4	1	0.0	0.0	NA	NA	0	0	0	1	0	0	0	0	
Nov 15	@ NYG	W	S	2	2	0	0.0	0.0	NA	NA	0	0	0	3	0	0	0	0	
Nov 23	Buf	W	S	3	3	0	0.0	0.0	NA	NA	0	0	0	0	0	0	0	0	
Nov 29	@ Den	L	S	7	7	0	0.0	0.0	NA	NA	0	0	0	1	0	0	0	0	
Dec 6	Phi	L	S	2	2	0	0.0	0.0	NA	NA	0	0	0	1	0	0	0	0	
Dec 13	@ Hou	W	S	1	1	0	0.0	0.0	NA	NA	0	0	0	1	0	0	0	0	
Dec 20	Ten	W	S	7	5	2	0.0	0.0	NA	NA	1	0	0	1	0	0	0	0	
Dec 27	@ NYJ	L	S	3	2	1	0.0	0.0	NA	NA	0	0	0	0	0	0	0	0	
Jan 3	@ Mia	L	S	7	5	2	0.0	0.0	NA	NA	0	0	0	0	0	0	0	0	
Totals	12-4	16/16		72	57	15	0.0	0.0	NA	NA	2	9	0	15	0	0	0	0	
Playoffs																			
Jan 16	KC	W	S	5	4	1	0.0	0.0	NA	NA	0	0	0	1	0	0	0	0	0
Jan 24	@ Den	L	S	7	6	1	0.0	0.0	NA	NA	0	0	0	2	0	0	0	0	0
Totals	1-1	2/2		12	10	2	0.0	0.0	NA	NA	0	0	0	3	0	0	0	0	

2016 New England Patriots

Date	Opp	W/L	P/S	Tot	Solo	Asst	Sk	- Yds	QBP	TFL	Int	- Yds	-TD	PD	FF	FR	- Yds	SpT	
Sept 11	@ Ari	W	S	4	3	1	0.0	0.0	NA	NA	0	0	0	2	0	0	0	0	
Sept 18	Mia	W	S	8	7	1	0.0	0.0	NA	NA	0	0	0	1	0	0	0	0	
Sept 22	Hou	W	S	4	2	2	0.0	0.0	NA	NA	0	0	0	1	0	0	0	0	
Oct 2	Buf	L	S	3	3	0	0.0	0.0	NA	NA	0	0	0	0	0	0	0	0	
Oct 9	@ Cle	W	S	1	1	0	0.0	0.0	NA	NA	0	0	0	0	0	0	0	0	
Oct 16	Cin	W	S	3	2	1	0.0	0.0	NA	NA	0	0	0	4	0	0	0	0	
Oct 23	@ Pit	W	S	6	3	3	0.0	0.0	NA	NA	1	0	0	3	0	0	0	0	
Oct 30	@ Buf	W	S	4	3	1	0.0	0.0	NA	NA	0	0	0	0	0	0	0	0	
Nov 13	Sea	L	S	9	7	2	0.0	0.0	NA	NA	0	0	0	0	0	0	0	0	
Nov 20	@ SF	W	S	2	2	0	1.0	0.0	NA	NA	0	0	0	0	0	0	0	0	
Nov 27	@ NYJ	W	S	5	5	0	0.0	0.0	NA	NA	0	0	0	0	1	1	0	0	
Dec 4	LA	W	S	1	1	0	0.0	0.0	NA	NA	1	7	0	3	0	0	0	0	
Dec 12	Bal	W	S	4	3	1	0.0	0.0	NA	NA	0	0	0	1	0	0	0	0	
Dec 18	@ Den	W	S	3	3	0	0.0	0.0	NA	NA	0	0	0	0	0	0	0	0	
Dec 24	NYJ	W	S	0	0	0	0.0	0.0	NA	NA	2	21	0	2	0	1	0	0	
Jan 1	@ Mia	W	S	6	3	3	0.0	0.0	NA	NA	0	0	0	0	0	0	0	0	
Totals	14-2	16/16		63	48	15	1.0	0.0	NA	NA	4	28	0	17	1	2	0	0	
Playoffs																			
Jan 14	Hou	W	S	5	5	0	0.0	0.0	NA	NA	0	0	0	0	0	0	0	0	0
Jan 22	Pit	W	S	4	3	1	0.0	0.0	NA	NA	0	0	0	1	0	0	0	0	0
Feb 5	Atl	W	S	2	1	1	0.0	0.0	NA	NA	0	0	0	0	0	0	0	0	0
Totals	3-0	3/3		11	9	2	0.0	0.0	NA	NA	0	0	0	1	0	0	0	0	

2017 New England Patriots

Date	Opp	W/L	P/S	Tot	Solo	Asst	Sk	- Yds	QBP	TFL	Int	- Yds	-TD	PD	FF	FR	- Yds	SpT
Sept 7	KC	L	S	4	4	0	0.0	0.0	NA	NA	0	0	0	0	0	0	0	0
Sept 17	@ NO	W	p	2	2	0	0.0	0.0	NA	NA	0	0	0	1	0	0	0	0
Sept 24	Hou	W	S	3	2	1	0.0	0.0	NA	NA	0	0	0	0	0	0	0	0
Oct 1	Car	L	S	8	7	1	0.0	0.0	NA	NA	1	-2	0	1	0	0	0	0
Oct 5	@ TB	W	S	4	3	1	0.0	0.0	NA	NA	0	0	0	1	0	0	0	0
Oct 15	@ NYJ	W	S	4	4	0	0.0	0.0	NA	NA	1	1	0	3	1	0	0	0
Oct 22	Atl	W	S	6	6	0	0.0	0.0	NA	NA	0	0	0	1	0	0	0	0
Oct 29	LAC	W	S	1	1	0	0.0	0.0	NA	NA	0	0	0	0	0	0	0	0
Nov 12	@ Den	W	S	3	3	0	0.0	0.0	NA	NA	0	0	0	1	0	0	0	0
Nov 19	@ Oak	W	S	2	2	0	0.0	0.0	NA	NA	0	0	0	1	0	0	0	0
Nov 26	Mia	W	S	4	3	1	0.0	0.0	NA	NA	0	0	0	2	1	0	0	0
Dec 3	@ Buf	W	S	8	7	1	0.0	0.0	NA	NA	0	0	0	0	0	0	0	0
Dec 11	@ Mia	L	S	3	3	0	0.0	0.0	NA	NA	0	0	0	0	0	0	0	0
Dec 17	@ Pit	W	S	3	3	0	0.0	0.0	NA	NA	0	0	0	0	0	0	0	0
Dec 24	Buf	W	S	3	3	0	1.0	13.0	NA	NA	0	0	0	0	1	0	0	0
Dec 31	NYJ	W	S	2	2	0	0.0	0.0	NA	NA	0	0	0	0	0	0	0	0
Totals	13-3	16/15		60	55	5	1.0	13.0	NA	NA	2	-1	0	12	3</			

MALCOLM BUTLER'S GAME-BY-GAME

2018 Tennessee Titans

Date	Opp	W/L	P/S	Tot	Solo	Asst	Sk	- Yds	QBP	TFL	Int	- Yds	-TD	PD	FF	FR	- Yds	SpT	
Sept 9	@ Mia	L	S	5	4	1	0.0	0.0	0	1	1	34	0	1	0	0	0	0	
Sept 16	Hou	W	S	6	6	0	0.0	0.0	0	0	0	0	0	2	0	0	0	0	
Sept 23	@ Jax	W	S	3	3	0	0.0	0.0	0	0	0	0	0	0	0	0	0	0	
Sept 30	Phi	W	S	7	7	0	1.0	9.0	0	0	0	0	0	0	1	0	0	0	
Oct 7	@ Buf	L	S	1	0	1	0.0	0.0	0	0	0	0	0	0	0	0	0	0	
Oct 14	Bal	L	p	3	3	0	0.0	0.0	0	0	0	0	0	2	0	0	0	0	
Oct 21	@ LAC	L	p	1	1	0	0.0	0.0	0	0	0	0	0	0	0	0	0	0	
Nov 5	@ Dal	W	p	3	3	0	0.0	0.0	0	0	0	0	0	0	0	0	0	0	
Nov 11	NE	W	S	3	3	0	0.0	0.0	0	0	0	0	0	0	0	0	0	0	
Nov 18	@ Ind	L	S	2	2	0	0.0	0.0	0	0	0	0	0	1	0	0	0	0	
Nov 26	@ Hou	L	p	2	2	0	0.0	0.0	0	0	0	0	0	0	0	0	0	0	
Dec 2	NYJ	W	S	6	3	3	0.0	0.0	0	1	1	0	0	1	0	0	0	0	
Dec 6	Jax	W	S	4	3	1	0.0	0.0	0	0	0	0	2	0	0	0	0	0	
Dec 16	@ NYG	W	p	1	1	0	0.0	0.0	0	0	0	0	0	1	0	0	0	0	
Dec 22	Was	W	S	3	3	0	0.0	0.0	1	1	1	56	1	1	0	0	0	0	
Dec 30	Ind	L	S	6	5	1	0.0	0.0	0	0	0	0	0	2	0	0	0	0	
Totals				9-7	16/11	56	49	7	1.0	9.0	1	3	3	90	1	13	1	0	0

2019 Tennessee Titans

Date	Opp	W/L	P/S	Tot	Solo	Asst	Sk	- Yds	QBP	TFL	Int	- Yds	-TD	PD	FF	FR	- Yds	SpT	
Sept 8	@ Cle	W	S	5	3	2	0.0	0.0	0	0	1	38	1	1	0	0	0	0	
Sept 15	Ind	L	S	7	5	2	0.0	0.0	0	0	0	0	0	1	0	0	0	0	
Sept 19	@ Jax	L	S	0	0	0	0.0	0.0	0	0	0	0	0	1	0	0	0	0	
Sept 29	@ Atl	W	S	6	6	0	0.0	0.0	0	0	0	0	0	1	0	0	0	0	
Oct 6	Buf	L	S	4	3	1	0.0	0.0	0	0	0	0	0	0	0	0	0	0	
Oct 13	@ Den	L	S	2	1	1	0.0	0.0	0	0	0	0	0	2	0	0	0	0	
Oct 20	LAC	W	S	5	4	1	0.0	0.0	0	0	0	0	0	1	0	0	0	0	
Oct 27	TB	W	S	1	1	0	0.0	0.0	0	0	1	23	0	1	0	0	0	0	
Nov 3	@ Car	L	S	0	0	0	0.0	0.0	0	0	0	0	0	2	0	0	0	0	
Nov 10	KC																		
				Placed on injured reserve on Nov. 5, 2019															
Totals				4-5	9/9	30	23	7	0.0	0.0	0	0	2	61	1	10	0	0	0

2020 Tennessee Titans

Date	Opp	W/L	P/S	Tot	Solo	Asst	Sk	- Yds	QBP	TFL	Int	- Yds	-TD	PD	FF	FR	- Yds	SpT
Sept 14	@ Den	W	S	3	3	0	0.0	0.0	0	0	0	0	0	0	0	0	0	0
Sept 20	Jax	W	S	11	8	3	0.0	0.0	0	0	0	0	0	2	0	0	0	0
Sept 27	@ Min	W	S	4	4	0	0.0	0.0	0	0	0	0	0	2	0	0	0	0
Oct 13	Buf	W	S	7	7	0	0.0	0.0	0	1	2	97	0	2	0	0	0	0
Oct 18	Hou	W	S	8	8	0	0.0	0.0	0	0	0	0	0	1	0	0	0	0
Oct 25	Pit	L	S	8	7	1	0.0	0.0	0	0	0	0	0	0	0	0	0	0
Nov 1	@ Cin	L	S	8	4	4	0.0	0.0	0	0	0	0	0	1	0	0	0	0
Nov 8	Chi	W	S	4	3	1	0.0	0.0	0	0	0	0	0	2	0	0	0	0
Nov 12	Ind	L	S	7	5	2	0.0	0.0	0	0	0	0	0	1	0	0	0	0
Nov 22	@ Bal	W	S	4	4	0	0.0	0.0	0	0	0	0	0	0	0	0	0	0
Nov 29	@ Ind	W	S	4	4	0	0.0	0.0	0	0	0	0	0	0	0	0	0	0
Dec 6	Cle	L	S	8	7	1	0.0	0.0	0	0	0	0	0	0	0	0	0	0
Dec 13	@ Jax	W	S	3	3	0	0.0	0.0	0	0	1	11	0	2	0	0	0	0
Dec 20	Det	W	S	9	8	1	0.0	0.0	0	0	0	0	0	0	0	0	0	0
Dec 27	@ GB	L	S	6	6	0	0.0	0.0	0	0	1	3	0	1	0	0	0	0
Jan 3	@ Hou	W	S	6	5	1	0.0	0.0	0	0	0	0	0	0	0	0	0	0
Totals				11-5	16/16	100	86	14	0.0	0.0	0	1	4	111	0	14	0	0

MALCOLM BUTLER'S NFL STATISTICS

REGULAR SEASON

Year	Team	GP	GS	TACKLES							INTERCEPTIONS					FUMBLES			
				Tot	Solo	Asst	Sk	Yds	QBP	TFL	No	Yds	Lg	TD	PD	FF	FR	Yds	SpT
2014	New England	11	1	14	13	1	0.0	0.0	NA	NA	0	0	-	0	3	0	0	0	1
2015	New England	16	16	67	56	11	0.0	0.0	NA	NA	2	9	9	0	15	0	0	0	0
2016	New England	16	16	63	48	15	1.0	0.0	NA	NA	4	28	21	0	17	1	2	0	0
2017	New England	16	15	60	55	5	1.0	13.0	NA	NA	2	-1	1	0	12	3	0	0	0
2018	Tennessee	16	11	56	49	7	1.0	9.0	1	3	3	90	56t	1	13	1	0	0	0
2019	Tennessee	9	9	30	23	7	0.0	0.0	0	0	2	61	38t	1	10	0	0	0	0
2020	Tennessee	16	16	100	86	14	0.0	0.0	0	1	4	111	68	0	14	0	0	0	0
NFL Totals		100	84	390	330	60	3.0	22.0	1	4	17	298	68	2	84	5	2	0	1

PLAYOFFS

Year	Team	GP	GS	TACKLES							INTERCEPTIONS					FUMBLES			
				Tot	Solo	Asst	Sk	Yds	QBP	TFL	No	Yds	Lg	TD	PD	FF	FR	Yds	SpT
2014	New England	3	0	4	4	0	0.0	0.0	NA	NA	1	3	3	0	3	0	0	0	0
2015	New England	2	2	12	10	2	0.0	0.0	NA	NA	0	0	-	0	3	0	0	0	0
2016	New England	3	3	11	9	2	0.0	0.0	NA	NA	0	0	-	0	1	0	0	0	0
2017	New England	3	2	10	8	2	0.0	0.0	NA	NA	0	0	-	0	1	0	0	0	0
2019	Tennessee	0	0	0	0	0	0.0	0.0	0	0	0	0	-	0	0	0	0	0	0
Playoff Totals		11	7	37	31	6	0.0	0.0	NA	NA	1	3	3	0	8	0	0	0	0

Single-Game Highs


Tackles - **11 vs. Jacksonville (9/20/20)**
 Interceptions - **2 (Twice, last vs. Buffalo 10/13/20)**
 Interception Long - **56t vs. Washington (12/22/18)**
 Sacks - **1 (Three times, last vs. Philadelphia 9/30/18)**
 Passes Defensed - **4 vs. Cincinnati (10/16/16)**
 Forced Fumbles - **1 (Five times, last vs. Philadelphia 9/30/18)**
 Fumble Recoveries - **1 (Twice, last vs. N.Y. Jets 12/24/16)**

Playoff Single-Game Highs

Tackles - **7 at Denver (1/24/15)**
 Interceptions - **1 vs. Seattle (2/1/15)**
 Interception Long - **3 vs. Seattle (2/1/15)**
 Passes Defensed - **3 vs. Seattle (2/1/15)**

Additional Statistics

Touchdown - **2 (56-yard interception return vs. Washington, 12/22/18; 38-yard interception at Cleveland, 9/8/19)**



31 KEVIN BYARD

SAFETY • 5'11" • 212 LBS • COLLEGE: MIDDLE TENNESSEE STATE
ACQUIRED: 3RD ROUND - 2016 • NFL EXPERIENCE (NFL/TITANS): 5/5
HOMETOWN: LITHONIA, GA.
GAMES PLAYED/GAMES STARTED: 80/71 (PLAYOFFS: 5/5)



Captain: 2019, 2020



Pro Bowl: 2017



Community Man of the Year: 2020

PRO: The Titans selected Kevin Byard with the first pick of the third round in the 2016 NFL Draft, and he is now considered one of the top safeties in the NFL. Following his second season, during which he tied for the NFL lead in interceptions (eight) and led the NFL in total takeaways (10), he was named first-team Associated Press All-Pro and earned his first Pro Bowl berth. From 2017 through 2019, no player had more interceptions than Byard, who totaled 17. The 5-foot-11-inch, 212-pound defender was named a team captain for the defense for the first time in 2019. A product of Middle Tennessee State University, Byard has a reputation as a sideline-to-sideline, ball-hawking safety who plays with tremendous intelligence and effort.

CAREER HIGHLIGHTS:

- From 2017 through 2019, Byard led the NFL with 17 interceptions.
- In 2019, Byard led the team in interceptions (five) for the third consecutive season, while starting every contest for the third consecutive season.
- In 2018, Byard led the team with four interceptions and ranked third on the team with 96 tackles and 10 passes defended.
- In 2017, Byard was named to the Pro Bowl and earned first-team Associated Press All-Pro honors after tying Detroit's Darius Slay for the NFL lead with eight interceptions. He added a pair of fumble recoveries to pace the league with 10 total takeaways.
- His eight interceptions in 2017 tied for seventh in franchise history and made up the highest total by any franchise player since Oilers cornerback Richard Johnson picked off eight passes in 1990.
- In 2016, Byard saw action in all 16 games with seven starts and compiled 63 tackles, a sack, five tackles for loss, three quarterback pressures, four passes defended and 10 special teams tackles. His seven starts were the most by a Titans rookie safety since Michael Griffin (10) in 2007.

TITANS TIDBITS:

- In July 2020, Byard was named the official spokesperson for the United Way of Greater Nashville. His first order of business was to participate in the organization's virtual Stuff the Bus school supply drive.
- Byard credits his mother, Artina Stanley, for much of his success. Following a divorce when Byard was in ninth grade, his mother moved with the children from Philadelphia to Atlanta. Although it was a financial struggle, Stanley worked long hours to make sure her children received what they needed. Byard claims he and his older brother "had to grow up really fast" as they helped their mother with taking care of the younger kids in the family. In May 2020, Byard was able to accomplish a goal of helping to purchase his mother her "forever home."
- During the 2019 offseason, Byard hosted 200-plus youngsters at the inaugural Kevin Byard Football Camp at Ensworth School. He plans to hold the camp—which is free—every year.
- The Titans had an inside track in their scouting of Byard. Titans general manager Jon Robinson received glowing reports on Byard from his friend and MTSU recruiting coordinator Steve Ellis. When Robinson was a linebackers coach at Nicholls State, Ellis was one of his pupils, and the two remained close through the years. Additionally, Patrick Callaway, college scout for the Titans, was Byard's high school teammate.
- Byard says his football role models are Ed Reed, Brian Dawkins and Troy Polamalu.
- Byard has aspirations to travel the world, and his bucket list includes setting foot on every continent.

CAREER TRANSACTIONS:

- The Lithonia, Ga., native was selected by the Titans in the third round

(64th overall) of the 2016 NFL Draft.

SEASON RECAPS:

2020 (16/16): Ranks second in the NFL with 18 regular season interceptions since the beginning of the 2017 season. Led the team with a career-high 111 tackles. Has led or tied for the team lead in tackles four times in 2020 (at DEN, vs. IND, at JAX, at GB). Has led or tied for the team lead in passes defended three times in 2020 (at DEN, at CIN, vs. DET). Has tied for the team lead in quarterback pressures once in 2020 (at CIN).

- At Denver (9/14), started at safety and led the team with nine tackles. Also posted his first career forced fumble and a pass defended. Gave the Titans offense great field position by forcing a Melvin Gordon III fumble that was recovered by Jeffery Simmons at the Broncos' 23-yard line early in the second quarter. Stuffed Gordon III for no gain on a rush off left end in the final stanza. Broke up a pass intended for Noah Fant late in the fourth quarter.
- Against Jacksonville (9/20), started at safety and posted three tackles.
- At Minnesota (9/27), started at safety and registered four tackles and a pass defended. Sealed the victory by popping loose a deep pass intended for Adam Thielen that was then intercepted by Amani Hooker late in the fourth quarter.
- Against Buffalo (10/13), started at safety and tallied two tackles and a pass defended. Halted a Bills' drive by breaking up a third-and-six pass intended for Stefon Diggs late in the first quarter.
- Against Houston (10/18), started at safety and produced eight tackles. Stopped Brandin Cooks for no gain on a short pass near the goalline in the third quarter. Teamed with Jayon Brown to stonewall David Johnson for a two-yard loss on a rush off right tackle in the third stanza.
- Against Pittsburgh (10/25), started at safety and registered six tackles.
- At Cincinnati (11/1), started at safety and posted seven tackles, a quarterback pressure and a pass defended. Broke up a pass intended for Tee Higgins in the third quarter.
- Against Chicago (11/8), started at safety and tallied seven tackles with a quarterback pressure.
- Against Indianapolis (11/12), started at safety and led the team with 10 tackles. Teamed with Kenny Vaccaro to stuff Jonathan Taylor for no gain on a rush off left guard in the third quarter.
- At Baltimore (11/22), started at safety and totaled seven tackles and a pass defended. Broke up a pass intended for Mark Andrews in the end zone in the first quarter.
- At Indianapolis (11/29), started at safety and recorded seven tackles.
- Against Cleveland (12/6), started at safety and tallied six tackles.
- At Jacksonville (12/13), started at safety and led the team with 11 tackles.
- Against Detroit (12/20), started at safety and produced 11 tackles, including his first interception of the season, a stop for loss and another pass defended. Teamed with David Long Jr. to stuff Adrian Peterson for a one-yard loss on a rush off left guard in the first quarter. Broke up a pass intended for T.J. Hockenson late in the first quarter. Intercepted a Chase Daniel pass intended for Danny Amendola late in the fourth quarter.
- At Green Bay (12/27), started at safety and tied for the team lead with nine tackles.
- At Houston (1/3), started at safety and notched four tackles in the Titans' division-clinching victory.

2019 (16/16, 3/3): Started all 16 games for the third consecutive season and led the team and tied for fourth in the NFL with five interceptions. Tied for second on the squad with 10 passes defended. Also posted 91 tackles, including two stops for loss, a quarterback pressure and five special teams tackles. Also caught one pass for 11 yards in 2019. Started all three

postseason contests and registered 20 tackles, an interception and a special teams tackle. Led or tied for the team lead in passes defended four times (at ATL, vs. BUF, at IND, at HOU).

- At Cleveland (9/8), collected seven tackles and an interception. Intercepted a Baker Mayfield pass intended for Odell Beckham Jr. and returned it 28 yards early in the fourth quarter.
- At Atlanta (9/29), registered eight tackles and a team-best two passes defended. Broke up a pass intended for Austin Hooper late in the third quarter.
- Against Buffalo (10/6), notched seven tackles and two passes defended, including an interception. Set up the Titans' touchdown by intercepting a Josh Allen third-and-five pass in the third quarter. Halted a Bills' drive by knocking down a third-and-six pass intended for Dawson Knox late in the third quarter.
- At Denver (10/13), recorded three tackles and an interception. Notched a special teams tackle on coverage units. Halted a Broncos' drive by intercepting Joe Flacco's deep pass intended for Noah Fant and returning it 25 yards in the third quarter.
- Against L.A. Chargers (10/20), posted eight tackles and a pass defended. Posted his first career reception on a fake punt. Halted the Chargers' opening drive by breaking up a fourth-and-two pass intended for Hunter Henry. Extended the Titans' opening scoring drive with an 11-yard reception from Brett Kern on the fake punt on fourth-and-eight in the opening stanza.
- Against Jacksonville (11/24), notched a season-high 11 tackles and a special teams tackle on coverage units.
- At Indianapolis (12/1), posted four tackles, an interception and a quarterback pressure. Intercepted a Jacoby Brissett pass and returned it 21 yards to the Colts' 14-yard line setting up a Titans' field goal in the third quarter.
- At Houston (12/29), recorded six tackles and an interception. Intercepted an A.J. McCarron pass intended for Jordan Akins late in the fourth quarter.
- At New England (1/4), posted five tackles. Tied for the team lead with a special teams tackle on coverage units.
- At Baltimore (1/11), recorded 11 tackles and an interception. Intercepted a Lamar Jackson pass intended for Mark Andrews and returned it 31 yards setting up the Titans' opening touchdown in the first quarter. Stuffed Andrews for no gain on a short pass in the right flat early in the fourth quarter.
- At Kansas City (1/19), registered four tackles.

2018 (16/16): Started all 16 games for the second consecutive season and led the team with four interceptions. Ranked third on the team with 96 tackles and 10 passes defended. Collected two sacks, four quarterback pressures and six special teams tackles. Also posted a 66-yard touchdown pass on a fake punt. Led the team in tackles once (vs. WAS). Tied for the team lead in passes defended six times (at MIA, vs. PHI, at DAL, vs. NE, at NYG, vs. WAS). Tied for the team lead in quarterback pressures once (vs. NYJ). Tied for the team lead in sacks once (at NYG). Set a career-high with 16 tackles against Washington (12/22/18).

- Against Houston (9/16), tallied four tackles. Gave the Titans a 7-0 lead with a 66-yard touchdown pass to Dane Cruikshank on a fake punt early in the first quarter. It was the longest touchdown pass by a defensive player in the Super Bowl era. Byard became the first primarily defensive player in franchise history to record a touchdown pass. Posted a special teams stop on coverage units.
- Against Philadelphia (9/30), tied a then career-high with 10 tackles, and added a quarterback pressure and a pass defended.
- Against Baltimore (10/14), amassed five tackles, an interception and two quarterback pressures. Registered two special teams stops on coverage units. Teamed with Jayon Brown to stop Hayden Hurst for no gain on a jet sweep in the first quarter. Collected his first interception of the season on a Joe Flacco pass that was deflected by Logan Ryan late in the second quarter.
- At Dallas (11/5), posted five tackles with an interception. Stuffed Ezekiel Elliott for a one-yard loss on a rush off right end early in the first quarter. Halted a potential Cowboys' scoring drive by intercepting a pass intended for Amari Cooper in the back of the end zone in the first quarter.
- Against New England (11/11), notched five tackles and two passes defended. Halted a Patriots' drive by knocking down a third-and-four pass intended for Jacob Hollister in the third quarter.
- Against Jacksonville (12/6), amassed three tackles, including a sack and a quarterback pressure. Ended a Jaguars' drive by sacking Cody Kessler for an eight-yard loss on third-and-nine in the first quarter.
- At N.Y. Giants (12/16), posted three tackles, including a sack, an interception and another pass defended in the Titans' first shutout win since

2000. Collected a special teams tackle on coverage units. Ended the first half by sacking Eli Manning for a 10-yard loss on third-and-10. Halted a potential Giants' scoring drive by intercepting an Eli Manning pass intended for Russell Shepard on third-and-20 in the third quarter. Sealed the shutout by breaking up a fourth-and-goal pass intended for Evan Engram late in the fourth quarter.

- Against Washington (12/22), led the team with a career-best 16 tackles, an interception and another pass defended. Broke up a deep pass over the middle intended for Michael Floyd in the third quarter. Intercepted a Josh Johnson third-and-three pass intended for Josh Doctson late in the fourth quarter.

2017 (16/16, 2/2): Selected first-team Associated Press All-Pro at safety and named to his first career Pro Bowl. Started all 16 games and tied for the NFL lead with eight interceptions. Ranked second on the team with 18 passes defended and third on the squad with a career-high 87 tackles. Notched three quarterback pressures, four tackles for loss and two fumble recoveries. Started both postseason contests and led the team with 16 tackles. Named AFC Defensive Player of the Week after tallying eight tackles and two interceptions against Jacksonville (12/31/17). Named AFC Defensive Player of the Week after tying a single-game franchise record with three interceptions at Cleveland (10/22/17). His eight interceptions in 2017 were the most by any franchise player since Oilers cornerback Richard Johnson picked off eight passes in 1990. Collected his first career NFL interception at Houston (10/1/17). Tied a career-high with 10 tackles at Houston (10/1/17). Led or tied for the team lead in passes defended six times (at JAX, at HOU, at CLE, vs. CIN, at PIT, vs. JAX).

- At Jacksonville (9/17), collected nine tackles and a pass defended. Combined with Derrick Morgan to stonewall Leonard Fournette for no gain on a rush off left end in the second quarter. Halted a Jaguars' drive by batting down a pass intended for Mercedes Lewis on third-and-14 in the third quarter.
- At Houston (10/1), tied a career-high with 10 tackles while posting a team-best two passes defended, including his first career interception. Broke up a pass intended for DeAndre Hopkins in the second quarter. Halted a potential Texans' scoring drive by intercepting a Deshaun Watson pass intended for DeAndre Hopkins just before halftime.
- At Miami (10/8), totaled four tackles, including two stops for loss and a fumble recovery. Stuffed Jarvis Landry for no gain on a short pass in the first quarter. Recovered a Jay Ajayi fumble that was forced by Adoree' Jackson and returned it six yards in the second quarter. Stuffed Ajayi for a one-yard loss on a rush off right guard in the final stanza.
- At Cleveland (10/22), named AFC Defensive Player of the Week after posting two tackles, including a stop for loss and a career-high three interceptions. Tied a single-game franchise record with three interceptions and the feat had only happened nine previous times in team annals. Stonewalled Duke Johnson for a three-yard loss on a short pass in the second quarter. Halted a potential Browns' scoring drive by intercepting a DeShone Kizer pass intended for Rashard Higgins late in the second quarter. Intercepted Kizer for a second time by jumping in front of a pass intended for Bryce Treggs early in the third quarter. Collected his third interception of the afternoon by picking off a Cody Kessler pass intended for David Njoku on third-and-13 in the fourth quarter.
- Against Baltimore (11/5), collected six tackles, two interceptions and another pass defended. With three interceptions at Cleveland and two interceptions against the Ravens, became the first player in franchise history to record five interceptions in a two-game span. Intercepted a Joe Flacco pass intended for Breshad Perriman after Logan Ryan deflected the ball in the first quarter. Hauled in his second interception of the afternoon by picking off a deep pass intended for Benjamin Watson early in the third quarter. Batted down a deep pass intended for Mike Wallace in the end zone late in the fourth quarter.
- At Indianapolis (11/26), registered four tackles and a fumble recovery. Set up the Titans' first touchdown by pouncing on a Marlon Mack fumble on the Colts' four-yard line in the third quarter.
- Against Jacksonville (12/31), named AFC Defensive Player of the Week after tallying eight tackles and two interceptions. Picked off a Blake Bortles pass intended for Allen Hurns on third-and-nine early in the fourth quarter. Sealed the victory by intercepting a Bortles pass intended for James O'Shaughnessy with 10 seconds left in the game.
- At Kansas City (1/6), started at safety and recorded six tackles in his first career postseason game. Stuffed Kareem Hunt for no gain on a short pass in the left flat in the second quarter.
- At New England (1/13), started at safety and finished second on the team with 10 tackles. Teamed with Avery Williamson to stop James White for no

gain on a rush up the middle early in the second quarter.

2016 (16/7): Played in all 16 games with seven starts as a rookie and finished fifth on the team with 63 tackles. Ranked second on the squad with 10 special teams tackles. Collected a sack, five tackles for loss, three quarterback pressures and four passes defended. Led or tied for the team lead in tackles twice in 2016 (at SD, vs. GB). Tied for the team lead in passes defended twice in 2016 (vs. IND, at SD). Led or tied for the team lead in special teams tackles seven times in 2016 (vs. MIN, at DET, at MIA, vs. JAX, at SD, at CHI, vs. DEN). Appeared in his first career NFL game against Minnesota (9/11/16). Made his first NFL start at safety against Green Bay (11/13/16).

- Against Minnesota (9/11), made his NFL debut as a reserve safety and collected four tackles, including a stop for loss. Notched a special teams tackle on coverage units. Burst through the line and stuffed Adrian Peterson for a five-yard loss on a rush off right tackle at the end of the third quarter.
- Against Jacksonville (10/27), played significant snaps as a reserve at safety and posted five tackles, including two stops for loss. Tied for the team lead with a special teams tackle. Pounced on Chris Ivory for no gain after the running back recovered his own fumble late in the first quarter. Stuffed Blake Bortles for a one-yard loss on a rush off left end in the final quarter.

- At San Diego (11/6), saw significant action as a reserve at safety and tied for the team lead with a career-best 10 tackles, including a stop for loss and a pass defended. Tied for the team lead with a special teams tackle on coverage units. Ended a Chargers' drive by breaking up a third-and-two pass intended for Antonio Gates late in the second quarter. Stuffed Melvin Gordon for a two-yard loss on a rush off left guard late in the second quarter.

- Against Green Bay (11/13), made his first career NFL start at safety and notched a team-leading nine tackles, including a sack. Ended a Packers' drive by registering his first career sack when he dropped Aaron Rodgers for an eight-yard loss on third-and-eight in the opening stanza.

- At Chicago (11/27), started at safety and registered seven tackles. Led the team with two special teams tackles on coverage units. Defended a deep pass intended for Cameron Meredith in the fourth quarter.

- Against Denver (12/11), started at safety and collected five tackles, two quarterback pressures and a pass defended. Tied for the team lead with a special teams stop.

- Against Houston (1/1), started at safety and registered five tackles, including a stop for loss and a pass defended. Broke up a pass intended for Alfred Blue in the first quarter. Stuffed Jonathan Grimes for no gain on a rush off left tackle on the final play of the first quarter. Stuffed Alfred Blue for no gain on a third-and-goal rush off right tackle in the fourth quarter.

COLLEGE:

- During a four-year career at Middle Tennessee State, he appeared in 49 games and notched 46 starts at safety. He set school records with 19 career interceptions, 377 interception return yards and four interception returns for touchdowns. He finished sixth in MTSU history with 312 career tackles. In 49 career games, he had a hand in 25 turnovers (19 interceptions, five forced fumbles and one fumble recovery). Had 17 additional career passes defended and five tackles for loss. He was twice named first-team All-Conference USA.

- As a senior (2015), appeared in 12 games with nine starts as a permanent team captain. Ranked fourth on the team with 66 tackles and led the squad with four interceptions and six additional pass breakups. Ranked second among safeties with 718 snaps played. Named first-team All-Conference USA for the second consecutive season. Against North Texas on Nov. 21, 2015, he set the Middle Tennessee State record with his 18th career interception. He picked off another pass the following week to finish his career with 19 interceptions.

- As a junior (2014), played and started all 12 games and led the team with six interceptions. Ranked fourth on the team with 66 tackles, including three tackles for loss, and added four pass breakups, two forced fumbles and a blocked kick. Ranked seventh nationally and first in Conference USA in interceptions. Played a team-high 980 snaps. Named first-team All-

Conference USA.

- As a sophomore (2013), played and started all 13 games. Registered a career-best 106 tackles to finish second on the team. Led the team with five interceptions. Also finished with an additional five pass breakups, a forced fumble and a fumble recovery. Equaled his own school mark with two interceptions returned for touchdowns. Led the team with 996 snaps played. Voted honorable mention All-Conference USA.

- As a redshirt freshman (2012), started all 12 games and led the team with four interceptions. Tied for third on the team with 74 tackles and added two pass breakups, two forced fumbles and a hurry. Equaled the school record with two interception returns for touchdowns and set the single-season record for interception return yards with 167. Led the entire team with 925 total snaps played and had 80 or more snaps four times. Named FWAA Freshman All-American, second-team All-SBC. Against Troy (11/24), forced three turnovers in win with two interceptions and a forced fumble to go with a pass breakup and six tackles. Second pick went for 77 yards and game-winning score late in fourth quarter. Named the SBC Defensive Player of the Week and the College Performance Awards National Defensive Back of the Week.

- As a freshman (2011), redshirted.

- Graduated in May 2015 with a degree in liberal studies.

PERSONAL:

- He splits time between Nashville and Lithonia, Ga., with his wife, Clarke, and their daughter, Eliana.

- Attended M.L. King (Lithonia, Ga.), where as a senior he totaled 94 tackles, two interceptions, two blocked punts, and two fumble recoveries on defense. On offense, he recorded 35 receptions for 723 yards and six touchdowns, as well as 245 rushing yards and two rushing touchdowns. Also returned 12 kickoffs for 350 yards and a touchdown.

- Voted Class AAAAA first-team all-state by the Atlanta Journal Constitution and the Associated Press. Earned all-region honors on offense and defense, while also garnering all-area and all-county accolades.

- Also lettered in track as a high school athlete.

- Byard has three brothers and three sisters and is the second oldest of the group.

- List of favorites: (TV show) "Martin"; (movie) "Wolf of Wall Street" and "Paid in Full"; (musician or band) Future; (food) Philadelphia cheesesteaks and hot wings; (childhood sports teams) Philadelphia 76ers; (athlete as a child) Allen Iverson; and (guilty pleasure) late-night snacks.

- Follow Byard on Twitter at @KB31_Era.

- Follow Byard on Instagram at @kb31_savage.

- Born Kevin Leon Byard Jr. on Aug. 17, 1993 in Philadelphia, Pa.

KEVIN BYARD'S GAME-BY-GAME

2016 Tennessee Titans

Date	Opp	W/L	P/S	Tot Solo Asst	Sk - Yds	QBP	TFL	Int - Yds	-TD	PD	FF	FR - Yds	SpT
Sept 11	Min	L	p	4 3 1	0.0 0.0	0	1	0 0	0 0	0 0	0 0	0 0	1
Sept 18	@ Det	W	p	2 2 0	0.0 0.0	0	0	0 0	0 0	0 0	0 0	0 0	2
Sept 25	Oak	L	p	3 3 0	0.0 0.0	0	0	0 0	0 0	0 0	0 0	0 0	1
Oct 2	@ Hou	L	p	1 1 0	0.0 0.0	0	0	0 0	0 0	0 0	0 0	0 0	0
Oct 9	@ Mia	W	p	2 2 0	0.0 0.0	0	0	0 0	0 0	0 0	0 0	0 0	1
Oct 16	Cle	W	p	2 2 0	0.0 0.0	0	0	0 0	0 0	0 0	0 0	0 0	0
Oct 23	Ind	L	p	0 0 0	0.0 0.0	0	0	0 0	0 0	1 0	0 0	0 0	0
Oct 27	Jax	W	p	5 3 2	0.0 0.0	0	2	0 0	0 0	0 0	0 0	0 0	1
Nov 6	@ SD	L	p	10 5 5	0.0 0.0	0	1	0 0	0 1	0 0	0 0	0 0	1
Nov 13	GB	W	S	9 7 2	1.0 8.0	0	0	0 0	0 0	0 0	0 0	0 0	0
Nov 20	@ Ind	L	S	2 1 1	0.0 0.0	0	0	0 0	0 0	0 0	0 0	0 0	0
Nov 27	@ Chi	W	S	7 4 3	0.0 0.0	0	0	0 0	0 0	0 0	0 0	0 0	2
Dec 11	Den	W	S	5 3 2	0.0 0.0	2	0	0 0	0 1	0 0	0 0	0 0	1
Dec 18	@ KC	W	S	4 2 2	0.0 0.0	1	0	0 0	0 0	0 0	0 0	0 0	0
Dec 24	@ Jax	L	S	2 2 0	0.0 0.0	0	0	0 0	0 0	0 0	0 0	0 0	0
Jan 1	Hou	W	S	5 2 3	0.0 0.0	0	1	0 0	0 1	0 0	0 0	0 0	0
Totals				9-7 16/7	63 42 21	1.0 8.0	3 5	0 0	0 0	4 0	0 0	0 0	10

2017 Tennessee Titans

Date	Opp	W/L	P/S	Tot Solo Asst	Sk - Yds	QBP	TFL	Int - Yds	-TD	PD	FF	FR - Yds	SpT
Sept 10	Oak	L	S	9 7 2	0.0 0.0	1	0	0 0	0 0	0 0	0 0	0 0	0
Sept 17	@ Jax	W	S	9 8 1	0.0 0.0	0	0	0 0	0 1	0 0	0 0	0 0	0
Sept 24	Sea	W	S	1 0 1	0.0 0.0	1	0	0 0	0 1	0 0	0 0	0 0	0
Oct 1	@ Hou	L	S	10 5 5	0.0 0.0	0	0	1 7	0 2	0 0	0 0	0 0	0
Oct 8	@ Mia	L	S	4 3 1	0.0 0.0	0	2	0 0	0 0	0 1	6 0	0 0	0
Oct 16	Ind	W	S	3 3 0	0.0 0.0	0	0	0 0	0 0	0 0	0 0	0 0	0
Oct 22	@ Cle	W	S	2 2 0	0.0 0.0	0	1	3 60	0 3	0 0	0 0	0 0	0
Nov 5	Bal	W	S	6 4 2	0.0 0.0	0	0	2 33	0 3	0 0	0 0	0 0	0
Nov 12	Cin	W	S	5 3 2	0.0 0.0	0	1	0 0	0 2	0 0	0 0	0 0	0
Nov 16	@ Pit	L	S	1 1 0	0.0 0.0	0	0	0 0	0 3	0 0	0 0	0 0	0
Nov 26	@ Ind	W	S	4 3 1	0.0 0.0	0	0	0 0	0 0	0 1	0 0	0 0	0
Dec 3	Hou	W	S	8 6 2	0.0 0.0	0	0	0 0	0 1	0 0	0 0	0 0	0
Dec 10	@ Ari	L	S	6 4 2	0.0 0.0	0	0	0 0	0 0	0 0	0 0	0 0	0
Dec 17	@ SF	L	S	5 4 1	0.0 0.0	0	0	0 0	0 0	0 0	0 0	0 0	0
Dec 24	LAR	L	S	6 4 2	0.0 0.0	1	0	0 0	0 0	0 0	0 0	0 0	0
Dec 31	Jax	W	S	8 7 1	0.0 0.0	0	0	2 30	0 2	0 0	0 0	0 0	0
Totals				9-7 16/16	87 64 23	0.0 0.0	3 4	8 130	0 18	0 2	6 0	0 0	0
Playoffs													
Jan 6	@ KC	W	S	6 5 1	0.0 0.0	0	0	0 0	0 0	0 0	0 0	0 0	0
Jan 13	@ NE	L	S	10 9 1	0.0 0.0	0	0	0 0	0 0	0 0	0 0	0 0	0
Totals				1-1 2/2	16 14 2	0.0 0.0	0 0	0 0	0 0	0 0	0 0	0 0	0

2018 Tennessee Titans

Date	Opp	W/L	P/S	Tot Solo Asst	Sk - Yds	QBP	TFL	Int - Yds	-TD	PD	FF	FR - Yds	SpT
Sept 9	@ Mia	L	S	5 4 1	0.0 0.0	0	0	0 0	0 1	0 0	0 0	0 0	0
Sept 16	Hou	W	S	4 3 1	0.0 0.0	0	0	0 0	0 0	0 0	0 0	0 0	1
Sept 23	@ Jax	W	S	2 1 1	0.0 0.0	0	0	0 0	0 0	0 0	0 0	0 0	0
Sept 30	Phi	W	S	10 7 3	0.0 0.0	1	0	0 0	0 1	0 0	0 0	0 0	0
Oct 7	@ Buf	L	S	7 6 1	0.0 0.0	0	0	0 0	0 0	0 0	0 0	0 0	0
Oct 14	Bal	L	S	5 2 3	0.0 0.0	1	0	1 0	0 1	0 0	0 0	0 0	2
Oct 21	@ LAC	L	S	4 2 2	0.0 0.0	0	0	0 0	0 0	0 0	0 0	0 0	0
Nov 5	@ Dal	W	S	5 4 1	0.0 0.0	0	0	1 0	0 1	0 0	0 0	0 0	0
Nov 11	NE	W	S	5 4 1	0.0 0.0	0	0	0 0	0 2	0 0	0 0	0 0	0
Nov 18	@ Ind	L	S	8 7 1	0.0 0.0	0	0	0 0	0 0	0 0	0 0	0 0	0

Nov 26	@ Hou	L	S	4 2 2	0.0 0.0	0	0	0 0	0 0	0 0	0 0	0 0	1
Dec 2	NYJ	W	S	5 2 3	0.0 0.0	1	0	0 0	0 0	0 0	0 0	0 0	1
Dec 6	Jax	W	S	3 2 1	1.0 8.0	1	0	0 0	0 0	0 0	0 0	0 0	0
Dec 16	@ NYG	W	S	3 2 1	1.0 10.0	0	0	1 0	0 0	2 0	0 0	0 0	1
Dec 22	Was	W	S	16 10 6	0.0 0.0	0	0	1 1	0 0	2 0	0 0	0 0	0
Dec 30	Ind	L	S	10 6 4	0.0 0.0	0	0	0 0	0 0	0 0	0 0	0 0	0
Totals				9-7 16/16	96 64 32	2.0 18.0	4 0	4 1	0 10	0 0	0 0	0 0	6

2019 Tennessee Titans

Date	Opp	W/L	P/S	Tot Solo Asst	Sk - Yds	QBP	TFL	Int - Yds	-TD	PD	FF	FR - Yds	SpT
Sept 8	@ Cle	W	S	7 3 4	0.0 0.0	0	0	1 28	0 1	0 0	0 0	0 0	0
Sept 15	Ind	L	S	4 4 0	0.0 0.0	0	0	0 0	0 0	0 0	0 0	0 0	1
Sept 19	@ Jax	L	S	5 4 1	0.0 0.0	0	1	0 0	0 0	0 0	0 0	0 0	0
Sept 29	@ Atl	W	S	8 5 3	0.0 0.0	0	0	0 0	0 2	0 0	0 0	0 0	0
Oct 6	Buf	L	S	7 5 2	0.0 0.0	0	0	1 5	0 2	0 0	0 0	0 0	0
Oct 13	@ Den	L	S	3 3 0	0.0 0.0	0	0	1 25	0 1	0 0	0 0	0 0	1
Oct 20	LAC	W	S	8 4 4	0.0 0.0	0	0	0 0	0 0	1 0	0 0	0 0	0
Oct 27	TB	W	S	3 3 0	0.0 0.0	0	1	0 0	0 0	0 0	0 0	0 0	0
Nov 3	@ Car	L	S	6 3 3	0.0 0.0	0	0	0 0	0 1	0 0	0 0	0 0	1
Nov 10	KC	W	S	6 5 1	0.0 0.0	0	0	0 0	0 0	0 0	0 0	0 0	0
Nov 24	Jax	W	S	11 4 7	0.0 0.0	0	0	0 0	0 0	0 0	0 0	0 0	1
Dec 1	@ Ind	W	S	4 1 3	0.0 0.0	1	0	1 21	0 1	0 0	0 0	0 0	0
Dec 8	@ Oak	W	S	8 5 3	0.0 0.0	0	0	0 0	0 0	0 0	0 0	0 0	0
Dec 15	Hou	L	S	2 1 1	0.0 0.0	0	0	0 0	0 0	0 0	0 0	0 0	0
Dec 22	NO	L	S	3 3 0	0.0 0.0	0	0	0 0	0 0	0 0	0 0	0 0	1
Dec 29	@ Hou	W	S	6 4 2	0.0 0.0	0	0	1 0	0 0	1 0	0 0	0 0	0
Totals				9-7 16/16	91 57 34	0.0 0.0	1 2	5 79	0 10	0 0	0 0	0 0	5
Playoffs													
Jan 4	@ NE	W	S	5 4 1	0.0 0.0	0	0	0 0	0 0	0 0	0 0	0 0	1
Jan 11	@ Bal	W	S	11 8 3	0.0 0.0	0	0	1 31	0 1	0 0	0 0	0 0	0
Jan 19	@ KC	L	S	4 3 1	0.0 0.0	0	0	0 0	0 0	0 0	0 0	0 0	0
Totals				2-1 3/3	20 15 5	0.0 0.0	0 0	1 31	0 1	0 0	0 0	0 0	1

2020 Tennessee Titans

Date	Opp	W/L	P/S	Tot Solo Asst	Sk - Yds	QBP	TFL	Int - Yds	-TD	PD	FF	FR - Yds	SpT
Sept 14	@ Den	W	S	9 8 1	0.0 0.0	0	0	0 0	0 0	1 1	0 0	0 0	0
Sept 20	Jax	W	S	3 2 1	0.0 0.0	0	0	0 0	0 0	0 0	0 0	0 0	0
Sept 27	@ Min	W	S	4 1 3	0.0 0.0	0	0	0 0	0 0	1 0	0 0	0 0	0
Oct 13	Buf	W	S	2 2 0	0.0 0.0	0	0	0 0	0 0	1 0	0 0	0 0	0
Oct 18	Hou	W	S	8 6 2	0.0 0.0	0	0	0 0	0 0	0 0	0 0	0 0	0
Oct 25	Pit	L	S	6 6 0	0.0 0.0	0	0	0 0	0 0	0 0	0 0	0 0	0
Nov 1	@ Cin	L	S	7 4 3	0.0 0.0	1	0	0 0	0 0	1 0	0 0	0 0	0
Nov 8	Chi	W	S	7 4 3	0.0 0.0	1	0	0 0	0 0	0 0	0 0	0 0	0
Nov 12	Ind	L	S	10 6 4	0.0 0.0	0	0	0 0	0 0	0 0	0 0	0 0	0
Nov 22	@ Bal	W	S	7 5 2	0.0 0.0	0	0	0 0	0 0	1 0	0 0	0 0	0
Nov 29	@ Ind	W	S	7 7 0	0.0 0.0	0	0	0 0	0 0	0 0	0 0	0 0	0
Dec 6	Cle	L	S	6 4 2	0.0 0.0	0	0	0 0	0 0	0 0	0 0	0 0	0
Dec 13	@ Jax	W	S	11 8 3	0.0 0.0	0	0	0 0	0 0	0 0	0 0	0 0	0
Dec 20	Det	W	S	11 6 5	0.0 0.0	0	1	1 0	0 2	0 0	0 0	0 0	0
Dec 27	@ GB	L	S	9 6 3	0.0 0.0	0	0	0 0	0 0	0 0	0 0	0 0	0
Jan 3	@ Hou	W	S	4 4 0	0.0 0.0	0	0	0 0	0 0	0 0	0 0	0 0	0
Totals				11-5 16/16	111 79 32	0.0 0.0	2 1	1 0	0 7	1 0	0 0	0 0	0

KEVIN BYARD'S NFL STATISTICS

REGULAR SEASON				TACKLES							INTERCEPTIONS					FUMBLES			
Year	Team	GP	GS	Tot	Solo	Asst	Sk	Yds	QBP	TFL	No	Yds	Lg	TD	PD	FF	FR	Yds	SpT
2016	Tennessee	16	7	63	42	21	1.0	8.0	3	5	0	0	0	0	4	0	0	0	10
2017	Tennessee	16	16	87	64	23	0.0	0.0	3	4	8	130	33	0	18	0	2	6	0
2018	Tennessee	16	16	96	64	32	2.0	18.0	4	0	4	1	1	0	10	0	0	0	6
2019	Tennessee	16	16	91	57	34	0.0	0.0	1	2	5	79	28	0	10	0	0	0	5
2020	Tennessee	16	16	111	79	32	0.0	0.0	2	1	1	0	0	0	7	1	0	0	0
NFL Totals		80	71	448	306	142	3.0	26.0	13	12	18	210	33	0	49	1	2	6	21

PLAYOFFS				TACKLES							INTERCEPTIONS					FUMBLES			
Year	Team	GP	GS	Tot	Solo	Asst	Sk	Yds	QBP	TFL	No	Yds	Lg	TD	PD	FF	FR	Yds	SpT
2017	Tennessee	2	2	16	14	2	0.0	0.0	0	0	0	0	0	0	0	0	0	0	0
2019	Tennessee	3	3	20	15	5	0.0	0.0	0	0	1	31	31	0	1	0	0	0	1
NFL Totals		5	5	36	29	7	0.0	0.0	0	0	1	31	31	0	1	0	0	0	1

Single-Game Highs


Tackles - 16 vs. Washington (12/22/18)
 Interceptions - 3 at Cleveland (10/22/17)
 Sacks - 1 (Three times, last at N.Y. Giants 12/16/18)
 Tackles for Loss - 2 (Twice, last at Miami 10/8/17)
 Quarterback Pressures - 2 vs. Denver (12/11/16)
 Forced Fumble - **1 at Denver (9/14/20)**
 Fumble Recovery - 1 (Twice, last at Indianapolis 11/26/17)
 Passes Defensed - 3 (Three times, last at Pittsburgh 11/16/17)
 Special Teams Tackles - 2 (Three times, last vs. Baltimore 10/14/18)

Playoff Single-Game Highs

Tackles - 11 at Baltimore (1/11/20)
 Interceptions - 1 at Baltimore (1/11/20)
 Special Teams Tackles - 1 at New England (1/4/20)

Additional Statistics

Pass Attempts - 1 for 66 yards and a touchdown vs. Houston (9/16/18)
 Receptions - 1 for 11 yards vs. L.A. Chargers (10/20/19)



53 WILL COMPTON

LINEBACKER • 6'1" • 235 LBS • COLLEGE: NEBRASKA

ACQUIRED: FREE AGENT - 2020 • NFL EXPERIENCE (NFL/TITANS): 7/2

HOMETOWN: BONNE TERRE, MO.

GAMES PLAYED/GAMES STARTED: 90/40 (PLAYOFFS: 1/1)



PRO: The Titans brought back free agent Will Compton during 2020 training camp to add depth and competition to the linebacker unit. The 6-foot-1-inch, 235-pounder is a hard-nosed defender that has a reputation as an aggressive, sure-tackling inside linebacker. He spent part of 2019 campaign with the Oakland Raiders after playing in 12 games with the Titans in 2018. Prior to his initial arrival in Tennessee, the University of Nebraska product spent his first five seasons as a member of the Washington Football Team after entering the NFL as a rookie free agent in 2013. Compton provides veteran leadership having served as a team captain for Washington in 2016.

CAREER HIGHLIGHTS:

- In 2018, Compton led the Titans with 11 special teams tackles.
- In 2016, Compton registered 104 tackles, five passes defended, two fumble recoveries, one forced fumble and an interception.
- In 2015, Compton posted a career-best 122 tackles, a sack, an interception, six passes defended and a fumble recovery.
- In 2014, Compton ranked second on Washington with 18 special teams stops.

TITANS TIDBITS:

- Prior to his first training camp as a rookie free agent, Compton typed out five personal goals in his iPad that he wanted to accomplish over the next five years. Although he truly never imagined being able to achieve each of the goals, he checked off all the boxes. They included playing a vital role on Washington, earning a starting spot, being named a captain, reaching a specific financial goal by age 27 and doing at least three speaking engagements a year despite no prior experience.
- Compton is the co-founder of the popular podcast Bussin' With The Boys with teammate Taylor Lewan. The two friends host guests on an old Monte Carlo Budweiser bus and discuss any and everything.

CAREER TRANSACTIONS:

- The Bonne Terre, Mo., native was originally signed by the Washington Football Team as a rookie free agent on May 2, 2013.
- Waived by Washington on Aug. 31, 2013 and signed to the team's practice squad a day later.
- Signed by Washington to their active roster from the practice squad on Dec. 24, 2013.
- Signed by the Titans as an unrestricted free agent on April 6, 2018.
- Signed by the New Orleans Saints as a free agent on Aug. 21, 2019.
- Waived injured by the Saints on Aug. 30, 2019.
- Signed by the Oakland Raiders as a free agent on Oct. 30, 2019.
- Signed by the Titans as a free agent on Aug. 27, 2020.
- Released by the Titans on Oct. 26, 2020 and signed to the team's practice squad a day later.
- Activated from the practice squad to the active roster standard elevation on Nov. 21, 2020.
- Activated from the practice squad to the active roster standard elevation on Nov. 28, 2020.
- Signed by the Titans to their active roster from the practice squad on Dec. 1, 2020.

SEASON RECAPS:

2020 (12/1 - Tennessee): Has led the team in special teams tackles twice in 2020 (vs. PIT, vs. CLE).

- At Denver (9/14), saw significant action at linebacker after Rashaan Evans was ejected in the first quarter and collected three tackles.
- Against Jacksonville (9/20), played as a reserve on special teams.

- At Minnesota (9/27), saw action as a reserve on special teams.
- Against Buffalo (10/13), played as a reserve at linebacker and tallied a tackle.
- Against Houston (10/18), was inactive.
- Against Pittsburgh (10/25), led the team with two special teams tackles. Also saw action as a reserve at linebacker.
- At Baltimore (11/22), entered the game as a reserve at linebacker late in the second quarter and totaled six tackles.
- At Indianapolis (11/29), made his first start of the season at linebacker and recorded three tackles.
- Against Cleveland (12/6), played as a reserve at linebacker and tallied a tackle. Tied for the team lead with a special teams stop on coverage units.
- At Jacksonville (12/13), saw action as a reserve on special teams.
- Against Detroit (12/20), played as a reserve at linebacker and recovered a fumble. Completed a goalline stand by recovering a D'Andre Swift fumble at the Titans' three-yard line that was forced by DaQuan Jones in the second stanza.
- At Green Bay (12/27), registered a special teams tackle on coverage units.
- At Houston (1/3), saw action as a reserve on special teams in the Titans' division-clinching victory.

2019 (9/4 - Oakland): Joined the Raiders as a free agent on Oct. 30, 2019. Appeared in nine games with four starts and totaled 39 tackles and two special teams stops.

- Against Detroit (11/3), made his Raiders debut and recorded three tackles. Also recorded a stop on special teams.
- At N.Y. Jets (11/24), registered four tackles.
- Against Tennessee (12/8), made his first start for the Raiders at linebacker and registered three tackles.
- Against Jacksonville (12/15), started consecutive contests at middle linebacker and led the team with nine tackles.
- At L.A. Chargers (12/22), led the team in tackles for the second consecutive game, finishing with a season-high 12 tackles.

2018 (12/2 - Tennessee): Played in 12 games with two starts at linebacker in his first season with the Titans. Led the team with 11 special teams tackles. Posted 11 tackles and a pass defended on defense. Was inactive for four contests. Led or tied for the team lead in special teams tackles five times in 2018 (at JAX, vs. PHI, at BUF, at NYG, vs. IND). Tied for the team lead in passes defended once in 2018 (vs. PHI).

- At Miami (9/9), started at inside linebacker in his first game with the Titans and collected four tackles. Teamed with Kamalei Correa to stuff Kenyan Drake for a three-yard loss on a rush off right end late in the final stanza.
- Against Philadelphia (9/30), saw action as a reserve at linebacker and notched two tackles and a pass defended. Led the team with two special teams tackles. Broke up a third-and-12 pass intended for Zach Ertz in overtime.
- At Buffalo (10/7), played as a reserve at linebacker and on special teams. Recorded two tackles on defense and notched a special teams stop on coverage units.
- At Houston (11/26), saw action as a reserve on special teams and collected a tackle and a forced fumble on coverage units. Forced a DeAndre Carter fumble that was recovered by the Texans on a kickoff return.
- At N.Y. Giants (12/16), played as a reserve on special teams and led the team with four tackles on coverage units.
- Against Indianapolis (12/30), played as a reserve on special teams and tied for the team lead with a tackle on coverage units.

2017 (9/3 - Washington): Started three of the nine games in which he played and recorded 17 tackles and an interception. Collected four special teams tackles on coverage units. Was placed on injured reserve on Nov. 14, 2017.

- Against Dallas (10/29), recorded seven tackles.
- At Seattle (11/5), registered eight tackles, a career-high three passes defended and his first interception of the season in a win.

2016 (15/15 - Washington): Voted a defensive captain prior to the season. Started all 15 games in which he appeared and compiled 104 tackles, five passes defended, two fumble recoveries, one forced fumble and an interception. Posted two special teams tackle on coverage units. Was inactive for one game.

- At Pittsburgh (9/12), recorded 13 tackles in a start.
- Against Dallas (9/18), tied for team lead with 10 tackles in addition to registering a pass defended.
- Against Cleveland (10/2), led the team with 11 tackles, a forced fumble and a fumble recovery in a win.
- Against Baltimore (10/9), tied for team lead with nine tackles and made the hit on the game-clinching fourth down incompleting in a win.
- Against Cincinnati (10/30), led the team with 10 tackles and recorded his second career interception in the London matchup.
- Against Green Bay (11/20), notched nine tackles and a fumble recovery in a win.

2015 (16/10, 1/1 - Washington): Played in all 16 regular season games with 10 starts and notched 122 tackles, a sack, an interception, six passes defended and a fumble recovery. Collected five special teams tackles. Started his first postseason contest and amassed 12 tackles with a special teams tackle on coverage units.

- At N.Y. Giants (9/24), posted 14 tackles.
- At Atlanta (10/11), notched two tackles and recorded his first career fumble recovery.
- At New England (11/8), led the team with 10 tackles.
- At Philadelphia (12/26), registered nine tackles and his first career sack in a division-clinching win.
- At Dallas (1/3), registered five solo tackles and his first career interception in regular season finale.
- Against Green Bay (1/10), led the squad with 12 tackles in his postseason debut in the NFC Wild Card matchup.

2014 (16/5 - Washington): Appeared in all 16 games with five starts and compiled 61 tackles, three quarterback pressures, two tackles for loss and a pass defended. Finished second on the team with 18 special teams tackles.

- At Arizona (10/12), made his first career start at linebacker and recorded three tackles.
- Against Tennessee (10/19), started at linebacker and registered eight tackles.
- Against St. Louis (12/7), earned his third start of the season and posted a then-career-high 14 tackles.
- At N.Y. Giants (12/14), finished second on the team with 11 tackles.
- Against Philadelphia (12/20), recorded a career-high 15 tackles.

2013 (1/0 - Washington): Spent the first 16 weeks of the season on the team's practice squad. Signed to the team's active roster in Week 17.

- At N.Y. Giants (12/29), made his NFL debut on special teams and posted a tackle on coverage units.

COLLEGE:

- Appeared in 50 games with 37 starts as a linebacker at Nebraska and finished his career with 247 tackles, ranking 12th all-time for the Cornhuskers.
- Was a two-time All-Big Ten selection who posted four fumble recoveries, one interception returned for a touchdown, five sacks and 14.5 tackles for a loss during his career.
- As a senior (2012), named to the All-Big Ten team after recording a team-high three fumble recoveries and 110 tackles. Returned an interception 24 yards for a touchdown and had three sacks.
- As a junior (2011), played in all 13 games with 11 starts and recorded 82 tackles and seven tackles for a loss, earning an All-Big Ten selection. Had three games with at least 10 tackles, and recorded six or more stops in five Big Ten Conference contests.
- As a sophomore (2010), saw action in the final nine games with four starts and collected 15 tackles and one sack.
- As a redshirt freshman (2009), won the starting linebacker job and earned freshman All-Big 12 honors. Played in all 14 games with eight starts and helped Nebraska lead the nation in scoring defense with 40 tackles and half a sack.
- Redshirted in 2008.
- Graduated with a degree in business administration from Nebraska in December of 2011.

PERSONAL:

- Attended North County (Bonne Terre, Mo.) High School.
- As a senior, registered 107 tackles, four sacks, two interceptions, one forced fumble and one fumble recovery. On offense, had 500 rushing yards, 1,000 all-purpose yard and 14 touchdowns.
- Received first-team all-state honors from Missouri Sportswriters and Broadcasters Association.
- As a junior, recorded 71 tackles and an interception, earning all-district and all-conference honors. Finished with 455 rushing yards and 855 receiving yards, earning first-team all-state honors as a receiver.
- Will's younger brother, Cody, was a member of the Nebraska wrestling team.
- Follow Compton on Twitter and Instagram at @_willcompton.
- Born William Compton on Sept. 19, 1989 in Bonne Terre, Mo.

WILL COMPTON'S GAME-BY-GAME

2014 Washington Redskins

Date	Opp	W/L	P/S	Tot Solo	Asst	Sk	- Yds	QBP	TFL	Int - Yds	-TD	PD	FF	FR - Yds	SpT		
Sept 7	@ Hou	L	p	0	0	0	0.0	0.0	NA	NA	0	0	0	0	0	0	NA
Sept 14	Jax	W	p	0	0	0	0.0	0.0	NA	NA	0	0	0	0	0	0	NA
Sept 21	@ Phi	L	p	1	1	0	0.0	0.0	NA	NA	0	0	0	0	0	0	NA
Sept 25	NYG	L	p	4	1	3	0.0	0.0	NA	NA	0	0	0	0	0	0	NA
Oct 6	Sea	L	p	2	2	0	0.0	0.0	NA	NA	0	0	0	0	0	0	NA
Oct 12	@ Ari	L	S	3	2	1	0.0	0.0	NA	NA	0	0	0	0	0	0	NA
Oct 19	Ten	W	S	8	5	3	0.0	0.0	NA	NA	0	0	0	0	0	0	NA
Oct 27	@ Dal	W	p	1	0	1	0.0	0.0	NA	NA	0	0	0	0	0	0	NA
Nov 2	@ Min	L	p	0	0	0	0.0	0.0	NA	NA	0	0	0	0	0	0	NA
Nov 16	TB	L	p	0	0	0	0.0	0.0	NA	NA	0	0	0	0	0	0	NA
Nov 23	@ SF	L	p	0	0	0	0.0	0.0	NA	NA	0	0	0	0	0	0	NA
Nov 30	@ Ind	L	p	0	0	0	0.0	0.0	NA	NA	0	0	0	0	0	0	NA
Dec 7	StL	L	S	14	7	7	0.0	0.0	NA	NA	0	0	1	0	0	0	NA
Dec 14	@ NYG	L	S	11	5	6	0.0	0.0	NA	NA	0	0	0	0	0	0	NA
Dec 20	Phi	W	S	15	11	4	0.0	0.0	NA	NA	0	0	0	0	0	0	NA
Dec 28	Dal	L	p	0	0	0	0.0	0.0	NA	NA	0	0	0	0	0	0	NA
Totals			4-12	16/5	59	34	25	0.0	0.0	NA	NA	0	0	1	0	0	18

2015 Washington Redskins

Date	Opp	W/L	P/S	Tot Solo	Asst	Sk	- Yds	QBP	TFL	Int - Yds	-TD	PD	FF	FR - Yds	SpT				
Sept 13	Mia	L	p	0	0	0	0.0	0.0	NA	NA	0	0	0	0	0	0	NA		
Sept 20	StL	W	p	3	2	1	0.0	0.0	NA	NA	0	0	0	0	0	0	NA		
Sept 24	@ NYG	L	S	14	6	8	0.0	0.0	NA	NA	0	0	0	0	0	0	NA		
Oct 4	Phi	W	S	8	5	3	0.0	0.0	NA	NA	0	0	0	0	0	0	NA		
Oct 11	@ Atl	L	p	2	1	1	0.0	0.0	NA	NA	0	0	0	0	1	0	NA		
Oct 18	@ NYJ	L	p	2	1	1	0.0	0.0	NA	NA	0	0	0	0	0	0	NA		
Oct 25	TB	W	p	8	3	5	0.0	0.0	NA	NA	0	0	0	0	0	0	NA		
Nov 8	@ NE	L	p	10	3	7	0.0	0.0	NA	NA	0	0	0	0	0	0	NA		
Nov 15	NO	W	S	9	3	6	0.0	0.0	NA	NA	0	0	1	0	0	0	NA		
Nov 22	@ Car	L	S	13	6	7	0.0	0.0	NA	NA	0	0	1	0	0	0	NA		
Nov 29	NYG	W	S	11	6	5	0.0	0.0	NA	NA	0	0	1	0	0	0	NA		
Dec 7	Dal	L	S	8	4	4	0.0	0.0	NA	NA	0	0	0	0	0	0	NA		
Dec 13	@ Chi	W	S	9	4	5	0.0	0.0	NA	NA	0	0	1	0	0	0	NA		
Dec 20	Buf	W	S	7	5	2	0.0	0.0	NA	NA	0	0	1	0	0	0	NA		
Dec 26	@ Phi	W	S	9	5	4	1.0	7.0	NA	NA	0	0	0	0	0	0	NA		
Jan 3	@ Dal	W	S	5	5	0	0.0	0.0	NA	NA	1	24	0	1	0	0	NA		
Totals			9-7	16/10	122	63	59	1.0	7.0	NA	NA	1	24	0	6	0	1	0	5
Playoffs																			
Jan 10	GB	L	S	12	5	7	0.0	0.0	NA	NA	0	0	0	0	0	0	0	1	
Totals			0-1	1/1	12	5	7	0.0	0.0	NA	NA	0	0	0	0	0	0	0	1

2016 Washington Redskins

Date	Opp	W/L	P/S	Tot Solo	Asst	Sk	- Yds	QBP	TFL	Int - Yds	-TD	PD	FF	FR - Yds	SpT				
Sept 12	Pit	L	S	13	5	8	0.0	0.0	NA	NA	0	0	0	0	0	0	NA		
Sept 18	Dal	L	S	10	4	6	0.0	0.0	NA	NA	0	0	1	0	0	0	NA		
Sept 25	@ NYG	W	S	2	1	1	0.0	0.0	NA	NA	0	0	0	1	0	0	NA		
Oct 2	Cle	W	S	11	5	6	0.0	0.0	NA	NA	0	0	0	1	1	0	NA		
Oct 9	@ Bal	W	S	9	8	1	0.0	0.0	NA	NA	0	0	0	0	0	0	NA		
Oct 16	Phi	W	S	6	3	3	0.0	0.0	NA	NA	0	0	0	1	0	0	NA		
Oct 23	@ Det	L	S	7	5	2	0.0	0.0	NA	NA	0	0	0	1	0	0	NA		
Oct 30	@ Cin	T	S	10	8	2	0.0	0.0	NA	NA	1	5	0	1	0	0	NA		
Nov 13	Min	W	S	8	1	7	0.0	0.0	NA	NA	0	0	0	0	0	0	NA		
Nov 20	GB	W	S	9	6	3	0.0	0.0	NA	NA	0	0	0	0	1	0	NA		
Nov 24	@ Dal	L	S	4	2	2	0.0	0.0	NA	NA	0	0	0	0	0	0	NA		
Dec 4	@ Ari	L	S	6	6	0	0.0	0.0	NA	NA	0	0	0	0	0	0	NA		
Dec 11	@ Phi	W	S	4	3	1	0.0	0.0	NA	NA	0	0	0	0	0	0	NA		
Dec 19	Car	L	IA																
Dec 24	@ Chi	W	S	2	2	0	0.0	0.0	NA	NA	0	0	0	0	0	0	NA		
Jan 1	NYG	L	S	3	1	2	0.0	0.0	NA	NA	0	0	0	0	0	0	NA		
Totals			8-7-1	15/15	104	60	44	0.0	0.0	NA	NA	1	5	0	5	1	2	0	2

2017 Washington Redskins

Date	Opp	W/L	P/S	Tot Solo	Asst	Sk	- Yds	QBP	TFL	Int - Yds	-TD	PD	FF	FR - Yds	SpT				
Sept 10	Phi	L	p	0	0	0	0.0	0.0	NA	NA	0	0	0	0	0	0	0	NA	
Sept 27	@ LAR	W	p	0	0	0	0.0	0.0	NA	NA	0	0	0	0	0	0	0	NA	
Sept 24	Oak	W	S	1	1	0	0.0	0.0	NA	NA	0	0	0	0	0	0	0	NA	
Oct 2	@ KC	L	p	0	0	0	0.0	0.0	NA	NA	0	0	0	0	0	0	0	NA	
Oct 15	SF	W	p	0	0	0	0.0	0.0	NA	NA	0	0	0	0	0	0	0	NA	
Oct 23	@ Phi	L	p	0	0	0	0.0	0.0	NA	NA	0	0	0	0	0	0	0	NA	
Oct 29	Dal	L	p	7	3	4	0.0	0.0	NA	NA	0	0	0	0	0	0	0	NA	
Nov 5	@ Sea	W	S	8	7	1	0.0	0.0	NA	NA	1	2	0	3	0	0	0	NA	
Nov 12	Min	L	S	1	1	0	0.0	0.0	NA	NA	0	0	0	0	0	0	0	NA	
Nov 19	@ NO																		
Placed on injured reserve on Nov. 14, 2017																			
Totals			4-5	9/3	17	12	5	0.0	0.0	NA	NA	1	2	0	3	0	0	0	4

2018 Tennessee Titans

Date	Opp	W/L	P/S	Tot Solo	Asst	Sk	- Yds	QBP	TFL	Int - Yds	-TD	PD	FF	FR - Yds	SpT				
Sept 9	@ Mia	L	S	4	1	3	0.0	0.0	0	0	0	0	0	0	0	0	0	0	
Sept 16	Hou	W	S	2	2	0	0.0	0.0	0	0	0	0	0	0	0	0	0	0	
Sept 23	@ Jax	W	p	0	0	0	0.0	0.0	0	0	0	0	0	0	0	0	0	1	
Sept 30	Phi	W	p	2	2	0	0.0	0.0	0	0	0	0	0	1	0	0	0	2	
Oct 7	@ Buf	L	p	2	1	1	0.0	0.0	0	0	0	0	0	0	0	0	0	1	
Oct 14	Bal	L	IA																
Oct 21	@ LAC	L	IA																
Nov 5	@ Dal	W	IA																
Nov 11	NE	W	p	0	0	0	0.0	0.0	0	0	0	0	0	0	0	0	0	1	
Nov 18	@ Ind	L	IA																
Nov 26	@ Hou	L	p	0	0	0	0.0	0.0	0	0	0	0	0	0	0	0	0	1	
Dec 2	NYJ	W	p	0	0	0	0.0	0.0	0	0	0	0	0	0	0	0	0	0	
Dec 6	Jax	W	p	1	1	0	0.0	0.0	0	0	0	0	0	0	0	0	0	0	
Dec 16	@ NYG	W	p	0	0	0	0.0	0.0	0	0	0	0	0	0	0	0	0	4	
Dec 22	Was	W	p	0	0	0	0.0	0.0	0	0	0	0	0	0	0	0	0	0	
Dec 30	Ind	L	p	0	0	0	0.0	0.0	0	0	0	0	0	0	0	0	0	1	
Totals			9-7	12/2	11	7	4	0.0	0.0	0	0	0	0	1	0	0	0	11	

2019 Oakland Raiders

Date	Opp	W/L	P/S	Tot Solo	Asst	Sk	- Yds	QBP	TFL	Int - Yds	-TD	PD	FF	FR - Yds	SpT			
Nov 3	Det	W	p	3	3	0	0.0	0.0	0	0	0	0	0	0	0	0	0	1
Nov 7	LAC	W	p	1	0	1	0.0	0.0	0	0	0	0	0	0	0	0	0	0
Nov 17	Cin	W	p	0	0	0	0.0	0.0	0	0	0	0	0	0	0	0	0	1
Nov 24	@ NYJ	L	p	4	2	2	0.0	0.0	0	0	0	0	0	0	0	0	0	0
Dec 1	@ KC	L	p	2	1	1	0.0	0.0	0	0	0	0	0	0	0	0	0	0
Dec 8	Ten	L	S	3	2	1	0.0	0.0	0	0	0	0	0	0	0	0	0	0
Dec 15	Jax	L	S	9	5	4	0.0	0.0										

WILL COMPTON'S NFL STATISTICS

REGULAR SEASON		TACKLES									INTERCEPTIONS					FUMBLES				
Year	Team	GP	GS	Tot	Solo	Asst	Sk	Yds	QBP	TFL	No	Yds	Lg	TD	PD	FF	FR	Yds	SpT	
2013	Washington	1	0	0	0	0	0.0	0.0	NA	NA	0	0	-	0	0	0	0	0	0	1
2014	Washington	16	5	59	34	25	0.0	0.0	NA	NA	0	0	-	0	1	0	0	0	0	18
2015	Washington	16	10	122	63	59	1.0	7.0	NA	NA	1	24	24	0	6	0	1	0	0	5
2016	Washington	15	15	104	60	44	0.0	0.0	NA	NA	1	5	5	0	5	1	2	0	0	2
2017	Washington	9	3	17	12	5	0.0	0.0	NA	NA	1	2	2	0	3	0	0	0	0	4
2018	Tennessee	12	2	11	7	4	0.0	0.0	0	0	0	0	0	0	1	0	0	0	0	11
2019	Oakland	9	4	39	25	14	0.0	0.0	NA	NA	0	0	0	0	0	0	0	0	0	2
2020	Tennessee	12	1	14	8	6	0.0	0.0	0	0	0	0	0	0	0	0	1	0	0	4
NFL Totals		90	40	366	209	157	1.0	7.0	0	0	3	31	24	0	16	1	4	0	47	

PLAYOFFS		TACKLES									INTERCEPTIONS					FUMBLES				
Year	Team	GP	GS	Tot	Solo	Asst	Sk	Yds	QBP	TFL	No	Yds	Lg	TD	PD	FF	FR	Yds	SpT	
2015	Washington	1	1	12	5	7	0.0	0.0	0	0	0	0	-	0	0	0	0	0	0	1
NFL Totals		1	1	12	5	7	0.0	0.0	0	0	0	0	-	0	0	0	0	0	0	1

Single-Game Highs

Tackles - 15 vs. Philadelphia (12/20/14)
 Sacks - 1 at Philadelphia (12/26/15)
 Interceptions - 1 (Three times, last at Seattle 11/5/17)
 Forced Fumbles - 1 vs. Cleveland (10/2/16)
 Fumble Recovery - **1 (Four times, last vs. Detroit 12/20/20)**
 Passes Defensed - 3 at Seattle (11/5/17)

Playoff Single-Game Highs

Tackles - 12 vs. Green Bay (1/10/16)
 Special Teams Tackles - 1 vs. Green Bay (1/10/16)

Additional Career Statistics

Special Teams Forced Fumble - 1 at Houston (11/26/18)



94 JACK CRAWFORD

DEFENSIVE LINE • 6'5" • 274 LBS • COLLEGE: PENN STATE
ACQUIRED: UNRESTRICTED FREE AGENT (ATLANTA) - 2020
NFL EXPERIENCE (NFL/TITANS): 9/1 • HOMETOWN: LONDON, UNITED KINGDOM
GAMES PLAYED/GAMES STARTED: 109/35 (PLAYOFFS: 1/0)

PRO: The Titans signed unrestricted free agent Jack Crawford in the 2020 offseason to strengthen the team's depth and experience on the defensive front. The 6-foot-5-inch, 274-pounder saw action in 93 games with 26 starts while totaling 132 tackles, 16 sacks and 30 quarterback hits during his first eight seasons with the Oakland Raiders (2012-13), Dallas Cowboys (2014-16) and the Atlanta Falcons (2017-19). A physically imposing player, Crawford was born in London, England and did not play football until his junior year of high school when he moved to the United States. His versatility will allow him to be a key component on the defensive line with the Titans, as he has experience playing both inside and at the end positions.

CAREER HIGHLIGHTS:

- In 2018, Crawford played in all 16 games with a career-best 11 starts for the Falcons and recorded career-bests with 35 tackles and six sacks.
- In 2016, Crawford saw action in all 16 games for the Cowboys and posted 27 tackles, 3.5 sacks, and 12 quarterback pressures.
- In 2015, Crawford played in all 16 games for the first time in his career and registered 18 tackles, four sacks which ranked fourth on the team, 10 quarterback pressures and three tackles for loss.

TITANS TIDBITS:

- Crawford was born in London, England and moved to the United States in 2005. That year as a junior in high school marked his first year playing football. He initially moved to the United States to pursue a career playing basketball.

CAREER TRANSACTIONS:

- The London, United Kingdom, native was selected by the Oakland Raiders in the fifth round (158th overall) of the 2012 NFL Draft.
- Released by the Raiders on Aug. 30, 2014.
- Signed by the Dallas Cowboys as a free agent on Sept. 2, 2014.
- Signed by the Atlanta Falcons as an unrestricted free agent on March 9, 2017.
- Signed by the Titans as an unrestricted free agent on April 8, 2020.

SEASON RECAPS:

2020 (16/9 - Tennessee): Tied for third on the team with two sacks. Registered a career-high seven tackles against Cleveland (12/6/20). Has tied for the team lead in sacks twice in 2020 (vs. JAX, at HOU). Has tied for the team lead in quarterback pressures once in 2020 (vs. IND).

- At Denver (9/14), made his Titans debut as a reserve on the defensive front.
- Against Jacksonville (9/20), started at defensive end and posted a sack and a quarterback pressure. Chased down and dropped Gardner Minshew II for a 20-yard sack in the second quarter.
- At Minnesota (9/27), started at defensive end and registered a tackle.
- Against Buffalo (10/13), started on the defensive front and tallied a tackle and a quarterback pressure.
- Against Houston (10/18), saw action as a reserve on the defensive front and produced a tackle and a quarterback pressure.
- Against Pittsburgh (10/25), played as a reserve at defensive end and registered two tackles.
- At Cincinnati (11/1), saw action as a reserve on the defensive line in his 100th regular season contest.
- Against Chicago (11/8), started at defensive end and tallied a tackle and two quarterback pressures. Halted the Bears' opening drive by combining with Jayon Brown to stuff David Montgomery on a fourth-and-one rush in

the first quarter.

- Against Indianapolis (11/12), played as a reserve at defensive end and collected five tackles and a quarterback pressure.
- At Baltimore (11/22), started at defensive end.
- At Indianapolis (11/29), started at defensive end and recorded two tackles.
- Against Cleveland (12/6), started at defensive end and tallied a career-high seven tackles, including a stop for loss and a forced fumble. Stonewalled Nick Chubb for a one-yard loss on a rush off left end late in the first quarter. Stuffed Kareem Hunt for no gain on a rush off right tackle in the final period. Set up the Titans' final touchdown by forcing a Baker Mayfield fumble that was recovered by Kenny Vaccaro and returned 53 yards to the Browns' 13-yard line late in the fourth quarter.
- At Jacksonville (12/13), started at defensive end and notched two tackles and a quarterback pressure.
- Against Detroit (12/20), started at defensive end and produced a tackle and a quarterback pressure.
- At Green Bay (12/27), played as a reserve at defensive end and registered three tackles. Combined with Amani Hooker to stuff AJ Dillon for no gain on a rush off left tackle in the final stanza.
- At Houston (1/3), saw action as a reserve at defensive end and notched a sack and a quarterback pressure in the Titans' division-clinching victory. Dropped Deshaun Watson for an eight-yard sack late in the fourth quarter.

2019 (16/4 - Atlanta): Played all 16 games with four starts and recorded 27 tackles, one tackle for loss and a half sack.

- At Minnesota (9/8), notched four tackles in the regular season opener.
- Against L.A. Rams (10/20), posted four tackles.
- Against Jacksonville (12/22), collected a half sack and a quarterback hit.

2018 (16/11 - Atlanta): Saw action in all 16 games with a career-best 11 starts and recorded career-highs with 35 tackles and six sacks. Notched seven tackles for loss, a pass defensed, a forced fumble and nine quarterback hits.

- Against Cincinnati (9/30), posted four tackles and a half sack.
- Against Tampa Bay (10/14), collected two tackles, including a sack.
- Against N.Y. Giants (10/22), registered an eight-yard sack, his second in as many games.
- At Washington (11/4), tallied four tackles, including a pair of sacks and a quarterback hit.
- At New Orleans (11/22), notched three tackles, including a three-yard sack of Drew Brees.

2017 (4/0, 0/0 - Atlanta): Played in four games in his first season with the Falcons and amassed five tackles and three quarterback hits before being placed on injured reserve on Oct. 3, 2017.

- Against Green Bay (9/17), collected two tackles and a quarterback hit in the victory.

2016 (16/10, 1/0 - Dallas): Saw action in all 16 games with a then career-high 10 starts, mostly at left defensive end, posting 27 tackles, 3.5 sacks, and 12 quarterback pressures. Finished fifth on the team with 3.5 sacks and 12 pressures.

- At Washington (9/18), posted four tackles, a six-yard sack and a quarterback hit.
- Against Cincinnati (10/9), recorded two tackles and a half sack.
- Against Baltimore (11/20), notched a two-yard sack.
- At Philadelphia (1/1), collected three tackles, including a five-yard sack, a stop for loss and two quarterback hits in the regular season finale.
- Against Green Bay (1/15), made his postseason debut as a reserve and

notched a tackle.

2015 (16/1 - Dallas): Played in all 16 games for the first time in his career and registered then career-highs with 18 tackles, four sacks which ranked fourth on the team, 10 quarterback pressures and three tackles for loss.

- Against Atlanta (9/27), made his first career NFL start and assisted on a tackle.
- At New Orleans (10/4), had his first sack of the season to go along with two tackles and a hurry as a reserve lineman.
- Against New England (10/11), notched a sack and a pressure.
- At N.Y. Giants (10/25), collected a sack in his third straight game and added a pressure and a tackle.
- At Miami (11/22), posted a sack with a tackle.
- At Washington (1/3), tied his career-high with four tackles in the season finale.

2014 (6/0 - Dallas): Played in six games in his first season with the Cowboys and posted seven tackles, two sacks, a tackle for a loss, two pressures and a forced fumble. Was placed on injured reserve on Nov. 26, 2014. Was inactive for one contest.

- Against New Orleans (9/28), collected his first career sack when he took down the punter on a fake in the win.
- At Jacksonville (11/9), saw action in front of his countrymen for the win in London. Registered two tackles, a sack, his first career tackle for a loss, one pressure and his first career forced fumble.

2013 (15/0 - Oakland): Played both inside and outside in his second year on the Raiders defensive line, appearing in 15 games and contributing 12 tackles, two quarterback pressures and a tackle for loss. Was inactive for one contest.

- Against Washington (9/29), saw significant action along the defensive line, establishing a career-high with four solo tackles.
- Against Philadelphia (11/3), dropped Nick Foles for a four-yard loss in the fourth quarter. The play was originally ruled a sack, then reclassified as a tackle on a designed run.

2012 (4/0 - Oakland): Played in four games and posted five tackles as a rookie for the Raiders. Was inactive for 12 contests.

- Against Pittsburgh (9/23), made his NFL debut as a reserve and recorded his first two career tackles.

COLLEGE:

- Played four years at Penn State and saw action in 49 games with 33 starts and tallied 89 tackles, 14 sacks, 26.5 stops for loss, 11 passes defended, three fumble recoveries and a forced fumble.
- As a senior (2011), started all 13 games and totaled 42 stops with 7.5 tackles, 6.5 sacks, six passes defended and two fumble recoveries.
- As a junior (2010), played in 10 games with seven starts and compiled 14 tackles, with 4.5 tackles for loss and two sacks.
- As a sophomore (2009), started every game at defensive end and was among the Big Ten leaders in minus-yardage plays. Ranked ninth in the Big Ten with 14.5 tackles for losses and 10th with 5.5 sacks. Finished second on the team in minus-yardage hits, earning honorable-mention all-conference honors. Posted 31 tackles, was tied for the team lead with two fumble recoveries, had one forced fumble and three pass breakups.
- As a freshman (2008), was one of only three true freshmen to play in every game. Saw action at defensive tackle and tight end and made four tackles with two pass breakups.
- Studied anthropology at Penn State.

PERSONAL:

- After moving to the United States from London, England as a junior in 2006, Crawford attended St. Augustine (Longport, N.J.) High School. He joined the football team and found immediate success.
- During his senior season, he emerged as a standout playing defensive end and tight end and earned all-area and All-Parochial honors. He collected 12 touchdown receptions his senior season.
- Also played basketball and soccer.
- Follow Crawford on Twitter at @Sack_Religious and on Instagram at @j_crawford58.
- Born Jack Justin Crawford on Sept. 7, 1988 in London, England.

JACK CRAWFORD'S GAME-BY-GAME

2012 Oakland Raiders

Date	Opp	W/L	P/S	Tot Solo Asst	Sk	-Yds	QBP	TFL	Int-Yds	TD	PD	FF	FR	Yds	SpT
Sept 10	SD	L	IA												
Sept 16	@ Mia	L	IA												
Sept 23	Pit	W	p	2 1 1	0.0	0.0	NA	NA	0 0	0 0	0 0	0 0	0 0	0 0	0 0
Sept 30	@ Den	L	p	2 1 1	0.0	0.0	NA	NA	0 0	0 0	0 0	0 0	0 0	0 0	0 0
Oct 14	@ Atl	L	IA												
Oct 21	Jac	W	IA												
Oct 28	@ KC	W	IA												
Nov 4	TB	L	IA												

Nov 11	@ Bal	L	IA												
Nov 18	NO	L	p		1	1	0	0.0	0.0	NA	NA	0	0	0	0
Nov 25	@ Cin	L	IA												
Dec 2	Cle	L	IA												
Dec 6	Den	L	IA												
Dec 16	KC	W	IA												
Dec 23	@ Car	L	p		0	0	0	0.0	0.0	NA	NA	0	0	0	0
Dec 30	@ SD	L	DNP												
Totals					4-12	4/0		5	3	2	0.0	0.0	NA	NA	0

JACK CRAWFORD'S GAME-BY-GAME CONT.

2013 Oakland Raiders

Date	Opp	W/L	P/S	Tot Solo Asst	Sk - Yds	QBP	TFL	Int - Yds -TD	PD	FF	FR - Yds	SpT
Sept 8	@ Ind	L	p	1 1 0	0.0 0.0	NA	NA	0 0 0	0 0 0	0 0	0 0	0 0
Sept 15	Jac	W	IA									
Sept 23	@ Den	L	p	0 0 0	0.0 0.0	NA	NA	0 0 0	0 0 0	0 0	0 0	0 0
Sept 29	Was	L	p	4 4 0	0.0 0.0	NA	NA	0 0 0	0 0 0	0 0	0 0	0 0
Oct 6	SD	W	p	2 1 1	0.0 0.0	NA	NA	0 0 0	0 0 0	0 0	0 0	0 0
Oct 13	@ KC	L	p	0 0 0	0.0 0.0	NA	NA	0 0 0	0 0 0	0 0	0 0	0 0
Oct 27	Pit	W	p	0 0 0	0.0 0.0	NA	NA	0 0 0	0 0 0	0 0	0 0	0 0
Nov 3	Phi	L	p	1 1 0	0.0 0.0	NA	NA	0 0 0	0 0 0	0 0	0 0	0 0
Nov 10	@ NYG	L	p	0 0 0	0.0 0.0	NA	NA	0 0 0	0 0 0	0 0	0 0	0 0
Nov 17	@ Hou	W	p	1 1 0	0.0 0.0	NA	NA	0 0 0	0 0 0	0 0	0 0	0 0
Nov 24	Ten	L	p	1 1 0	0.0 0.0	NA	NA	0 0 0	0 0 0	0 0	0 0	0 0
Nov 28	@ Dal	L	p	0 0 0	0.0 0.0	NA	NA	0 0 0	0 0 0	0 0	0 0	0 0
Dec 8	@ NYJ	L	p	2 2 0	0.0 0.0	NA	NA	0 0 0	0 0 0	0 0	0 0	0 0
Dec 15	KC	L	p	0 0 0	0.0 0.0	NA	NA	0 0 0	0 0 0	0 0	0 0	0 0
Dec 22	@ SD	L	p	0 0 0	0.0 0.0	NA	NA	0 0 0	0 0 0	0 0	0 0	0 0
Dec 29	Den	L	p	0 0 0	0.0 0.0	NA	NA	0 0 0	0 0 0	0 0	0 0	0 0
Totals			4-12 15/0	12 11 1	0.0 0.0	NA	NA	0 0 0	0 0 0	0 0	0 0	0 0

2014 Dallas Cowboys

Date	Opp	W/L	P/S	Tot Solo Asst	Sk - Yds	QBP	TFL	Int - Yds -TD	PD	FF	FR - Yds	SpT
Sept 7	SF	L	IA									
Sept 14	@ Ten	W	p	0 0 0	0.0 0.0	NA	NA	0 0 0	0 0 0	0 0	0 0	0 0
Sept 21	@ Stl	W	p	1 1 0	0.0 0.0	NA	NA	0 0 0	0 1 0	0 0	0 0	0 0
Sept 28	NO	W	p	3 1 2	1.0 2.0	NA	NA	0 0 0	0 0 0	0 0	0 0	0 0
Oct 5	Hou	W	p	0 0 0	0.0 0.0	NA	NA	0 0 0	0 0 0	0 0	0 0	0 0
Oct 12	@ Sea	W	p	2 2 0	1.0 8.0	NA	NA	0 0 0	0 0 0	0 0	0 0	0 0
Oct 19	NYG	W	p	2 2 0	0.0 0.0	NA	NA	0 0 0	0 0 0	0 0	0 0	0 0
Oct 27	Was	L	IA									
Nov 2	Ari	L	IA									
Nov 9	@ Jac	W	IA									
Nov 23	@ NYG	W	IA									
Nov 27	Phi	L										
Totals			8-3 6/0	8 6 2	2.0 10.0	NA	NA	0 0 0	0 0 0	0 1	0 0	0 0

2015 Dallas Cowboys

Date	Opp	W/L	P/S	Tot Solo Asst	Sk - Yds	QBP	TFL	Int - Yds -TD	PD	FF	FR - Yds	SpT
Sept 13	NYG	W	p	1 0 1	0.0 0.0	NA	NA	0 0 0	0 0 0	0 0	0 0	0 0
Sept 20	@ Phi	W	p	1 0 1	0.0 0.0	NA	NA	0 0 0	0 0 0	0 0	0 0	0 0
Sept 27	Atl	L	S	1 0 1	0.0 0.0	NA	NA	0 0 0	0 0 0	0 0	0 0	0 0
Oct 4	@ NO	L	p	2 1 1	1.0 6.0	NA	NA	0 0 0	0 0 0	0 0	0 0	0 0
Oct 11	NE	L	p	1 1 0	1.0 4.0	NA	NA	0 0 0	0 0 0	0 0	0 0	0 0
Oct 25	@ NYG	L	p	2 2 0	1.0 8.0	NA	NA	0 0 0	0 0 0	0 0	0 0	0 0
Nov 1	Sea	L	p	0 0 0	0.0 0.0	NA	NA	0 0 0	0 0 0	0 0	0 0	0 0
Nov 8	Phi	L	p	0 0 0	0.0 0.0	NA	NA	0 0 0	0 0 0	0 0	0 0	0 0
Nov 15	@ TB	L	p	0 0 0	0.0 0.0	NA	NA	0 0 0	0 0 0	0 0	0 0	0 0
Nov 22	@ Mia	W	p	3 3 0	1.0 11.0	NA	NA	0 0 0	0 0 0	0 0	0 0	0 0
Nov 26	Car	L	p	1 1 0	0.0 0.0	NA	NA	0 0 0	0 0 0	0 0	0 0	0 0
Dec 7	@ Was	W	p	2 2 0	0.0 0.0	NA	NA	0 0 0	0 0 0	0 0	0 0	0 0
Dec 13	@ GB	L	p	1 1 0	0.0 0.0	NA	NA	0 0 0	0 0 0	0 0	0 0	0 0
Dec 19	NYJ	L	p	0 0 0	0.0 0.0	NA	NA	0 0 0	0 0 0	0 0	0 0	0 0
Dec 27	@ Buf	L	p	2 1 1	0.0 0.0	NA	NA	0 0 0	0 0 0	0 0	0 0	0 0
Jan 3	Was	L	p	4 2 2	0.0 0.0	NA	NA	0 0 0	0 0 0	0 0	0 0	0 0
Totals			4-12 16/1	21 14 7	4.0 29.0	NA	NA	0 0 0	0 0 0	0 0	0 0	0 0

2016 Dallas Cowboys

Date	Opp	W/L	P/S	Tot Solo Asst	Sk - Yds	QBP	TFL	Int - Yds -TD	PD	FF	FR - Yds	SpT
Sept 11	NYG	L	S	3 1 2	0.0 0.0	0	0	0 0 0	0 0 0	0 0	0 0	0 0
Sept 18	@ Was	W	S	4 3 1	1.0 6.0	0	1	0 0 0	0 0 0	0 0	0 0	0 0
Sept 25	Chi	W	S	0 0 0	0.0 0.0	0	0	0 0 0	0 0 0	0 0	0 0	0 0
Oct 2	@ SF	W	S	1 0 1	0.0 1.5	0	0	0 0 0	0 0 0	0 0	0 0	0 0
Oct 9	Cin	W	S	2 1 1	0.5 0.0	0	0	0 0 0	0 0 0	0 0	0 0	0 0
Oct 16	@ GB	W	S	2 0 2	0.0 0.0	0	0	0 0 0	0 0 0	0 0	0 0	0 0
Oct 30	Phi	W	OT S	1 1 0	0.0 0.0	0	0	0 0 0	0 0 0	0 0	0 0	0 0
Nov 6	@ Cle	W	S	0 0 0	0.0 0.0	0	0	0 0 0	0 0 0	0 0	0 0	0 0
Nov 13	@ Pit	W	S	0 0 0	0.0 0.0	0	0	0 0 0	0 0 0	0 0	0 0	0 0
Nov 20	Bal	W	p	1 1 0	1.0 2.0	0	1	0 0 0	0 0 0	0 0	0 0	0 0
Nov 24	Was	W	p	0 0 0	0.0 0.0	0	0	0 0 0	0 0 0	0 0	0 0	0 0
Dec 1	@ Min	W	p	1 1 0	0.0 0.0	0	0	0 0 0	0 0 0	0 0	0 0	0 0
Dec 11	@ NYG	L	p	3 1 2	0.0 0.0	0	0	0 0 0	0 0 0	0 0	0 0	0 0
Dec 18	TB	W	p	0 0 0	0.0 0.0	0	0	0 0 0	0 0 0	0 0	0 0	0 0
Dec 26	Det	W	p	4 1 3	0.0 0.0	0	0	0 0 0	0 0 0	0 0	0 0	0 0
Jan 1	@ Phi	W	S	3 3 0	1.0 5.0	0	2	0 0 0	0 0 0	0 0	0 0	0 0
Totals			13-3 16/10	25 13 12	3.5 14.5	0	4	0 0 0	0 0 0	0 0	0 0	0 0
Playoffs												
Jan 15	GB	L	p	1 0 1	0.0 0.0	NA	NA	0 0 0	0 0 0	0 0	0 0	0 0
Totals			0-1 1/0	1 0 1	0.0 0.0	NA	NA	0 0 0	0 0 0	0 0	0 0	0 0

2017 Atlanta Falcons

Date	Opp	W/L	P/S	Tot Solo Asst	Sk - Yds	QBP	TFL	Int - Yds -TD	PD	FF	FR - Yds	SpT
Sept 10	@ Chi	W	p	0 0 0	0.0 0.0	0	NA	0 0 0	0 1 0	0 0	0 0	0 0
Sept 17	GB	W	p	2 1 1	0.0 0.0	0	NA	0 0 0	0 1 0	0 0	0 0	0 0
Sept 24	@ Det	W	p	1 0 1	0.0 0.0	0	NA	0 0 0	0 0 0	0 0	0 0	0 0
Oct 1	Buf	L	p	2 2 0	0.0 0.0	0	NA	0 0 0	0 0 0	0 0	0 0	0 0
Oct 15	Mia	L										
Placed on injured reserve on Oct. 3, 2017												
Totals			3-2 4/0	5 3 2	0.0 0.0	0	NA	0 0 0	0 0 0	0 0	0 0	0 0

2018 Atlanta Falcons

Date	Opp	W/L	P/S	Tot Solo Asst	Sk - Yds	QBP	TFL	Int - Yds -TD	PD	FF	FR - Yds	SpT
Sept 6	@ Phi	L	p	1 1 0	0.0 0.0	0	0	0 0 0	0 0 0	0 0	0 0	0 0
Sept 16	Car	W	p	0 0 0	0.0 0.0	0	0	0 0 0	0 0 0	0 0	0 0	0 0
Sept 23	NO	L	p	1 0 1	0.0 0.0	0	0	0 0 0	0 0 0	0 0	0 0	0 0
Sept 30	Cin	L	S	4 3 1	0.5 5.0	0	0	0 0 0	0 0 0	0 0	0 0	0 0
Oct 7	@ Pit	L	p	1 1 0	0.0 0.0	0	1	0 0 0	0 0 0	0 0	0 0	0 0
Oct 14	TB	W	S	2 1 1	1.0 6.0	0	1	0 0 0	0 0 0	0 0	0 0	0 0
Oct 22	NYG	W	S	2 1 1	1.0 8.0	0	1	0 0 0	0 0 0	0 0	0 0	0 0
Nov 4	@ Was	W	S	4 4 0	2.0 10.0	0	2	0 0 0	0 0 0	0 0	0 0	0 0
Nov 11	@ Cle	L	p	2 0 2	0.0 0.0	0	0	0 0 0	0 0 0	0 0	0 0	0 0
Nov 18	Dal	L	S	2 2 0	0.0 0.0	0	0	0 0 0	0 1 0	0 0	0 0	0 0
Nov 22	@ NO	L	S	3 1 2	1.0 3.0	0	1	0 0 0	0 0 0	0 0	0 0	0 0
Dec 2	Bal	L	S	2 2 0	0.0 0.0	0	0	0 0 0	0 0 0	0 0	0 0	0 0
Dec 9	@ GB	L	S	3 2 1	0.0 0.0	0	1	0 0 0	0 0 0	0 0	0 0	0 0
Dec 16	Ari	W	S	4 1 3	0.0 0.0	0	0	0 0 0	0 0 0	0 0	0 0	0 0
Dec 23	@ Car	W	S	3 0 3	0.5 3.0	0	0	1 6 0	1 0 0	0 0	0 0	0 0
Dec 30	@ TB	W	S	1 0 1	0.0 0.0	0	0	0 0 0	0 0 0	0 0	0 0	0 0
Totals			7-9 16/11	35 19 16	6.0 35.0	0	7	1 6 0	1 1 0	0 0	0 0	0 0

2019 Atlanta Falcons

Date	Opp	W/L	P/S	Tot Solo Asst	Sk - Yds	QBP	TFL	Int - Yds -TD	PD	FF	FR - Yds	SpT
Sept 8	@ Min	L	p	4 1 3	0.0 0.0	0	0	0 0 0	0 0 0	0 0	0 0	0 0
Sept 15	Phi	W	S	1 0 1	0.0 0.0	0	0	0 0 0	0 0 0	0 0	0 0	0 0
Sept 22	@ Ind	L	S	1 1 0	0.0 0.0	0	0	0 0 0	0 0 0	0 0	0 0	0 0
Sept 29	Ten	L	p	1 0 1	0.0 0.0	0	0	0 0 0	0 0 0	0 0	0 0	0 0
Oct 6	@ Hou	L	S	1 0 1	0.0 0.0	0	0	0 0 0	0 0 0	0 0	0 0	0 0
Oct 13	@ Ari	L	S	1 1 0	0.0 0.0	0	0	0 0 0	0 0 0	0 0	0 0	0 0
Oct 20	Stl	L	p	4 0 4	0.0 0.0	0	0	0 0 0	0 0 0	0 0	0 0	0 0
Oct 27	Sea	L	p	1 1 0	0.0 0.0	0	0	0 0 0	0 0 0	0 0	0 0	0 0
Nov 10	@ NO	W	p	0 0 0	0.0 0.0	0	0	0 0 0	0 1 0	0 0	0 0	0 0
Nov 17	@ Car	W	p	3 0 3	0.0 0.0	0	0	0 0 0	0 0 0	0 0	0 0	0 0

JACK CRAWFORD'S NFL STATISTICS

REGULAR SEASON				TACKLES							INTERCEPTIONS					FUMBLES			
Year	Team	GP	GS	Tot	Solo	Asst	Sk	Yds	QBP	TFL	No	Yds	Lg	TD	PD	FF	FR	Yds	SpT
2012	Oakland	4	0	3	2	1	0.0	0.0	NA	0	0	0	0	0	0	0	0	0	0
2013	Oakland	15	0	11	5	6	0.0	0.0	NA	1	0	0	0	0	0	0	0	0	4
2014	Dallas	6	0	8	6	2	2.0	10.0	NA	2	0	0	0	0	0	1	0	0	0
2015	Dallas	16	1	21	13	8	4.0	29.0	NA	7	0	0	0	0	0	0	0	0	0
2016	Dallas	16	10	25	13	12	3.5	14.5	NA	4	0	0	0	0	0	0	0	0	0
2017	Atlanta	4	0	5	3	2	0.0	0.0	NA	0	0	0	0	0	0	0	0	0	0
2018	Atlanta	16	11	35	19	16	6.0	35.0	NA	7	1	6	6	0	1	1	0	0	0
2019	Atlanta	16	4	24	6	18	0.5	1.0	NA	1	0	0	0	3	0	0	0	0	0
2020	Tennessee	16	9	28	20	8	2.0	28.0	9	3	0	0	0	0	0	1	0	0	0
NFL Totals		109	35	160	87	73	18.0	117.5	9	25	1	6	6	0	4	3	0	0	4

PLAYOFFS				TACKLES							INTERCEPTIONS					FUMBLES			
Year	Team	GP	GS	Tot	Solo	Asst	Sk	Yds	QBP	TFL	No	Yds	Lg	TD	PD	FF	FR	Yds	SpT
2016	Dallas	1	0	1	0	1	0.0	0.0	NA	0	0	0	0	0	0	0	0	0	0
2017	Atlanta	0	0	0	0	0	0.0	0.0	NA	0	0	0	0	0	0	0	0	0	0
NFL Totals		1	0	1	0	1	0.0	0.0	NA	0	0	0	0	0	0	0	0	0	0

Single-Game Highs

Tackles - **7 vs. Cleveland (12/6/20)**
 Sacks - 2 at Washington (11/4/18)
 Tackles for Loss - 2 (Twice, last at Washington 11/4/18)
 Forced Fumbles - **1 (Three times, last vs. Cleveland 12/6/20)**
 Interceptions - 1 at Carolina (12/23/18)
 Interception Return Yards - 6 at Carolina (12/23/18)
 Passes Defensed - 1 (Four times, last vs. New Orleans 11/28/19)
 Special Teams Tackles - 2 at Houston (11/17/13)

Playoff Single-Game Highs

Tackles - 1 vs. Green Bay (1/15/17)

Additional Career Statistics

Punt Returns - 1 for -1 yard at N.Y. Giants (12/23/18)



84 COREY DAVIS

WIDE RECEIVER • 6'3" • 209 LBS • COLLEGE: WESTERN MICHIGAN
ACQUIRED: 1ST ROUND - 2017 • NFL EXPERIENCE (NFL/TITANS): 4/4
HOMETOWN: WHEATON, ILL.
GAMES PLAYED/GAMES STARTED: 56/48 (PLAYOFFS: 5/5)

PRO: The Titans selected Corey Davis with the fifth-overall pick in the 2017 NFL Draft, which was obtained in a 2016 trade with the Los Angeles Rams. During his first three seasons (2017-19), Davis led the Titans in total receptions (142), receiving yards (1,867) and receiving first downs (97), and his six touchdown catches tied for third place on the club. The 6-foot-3-inch, 209-pound wide receiver brings a complete skill set to his position, excelling in route running, making plays after the catch, and blocking. His 5,285 receiving yards at Western Michigan set an all-time FBS record, and he became the second player in FBS history to record 52 career receiving touchdowns. Davis became the highest drafted player from Western Michigan and the first rounder from the school since Jason Babin in 2004. The fifth pick was the highest selection ever used by the Titans/Oilers on a wide receiver by 11 slots, topping the 1998 choice of Kevin Dyson with the 16th pick.

CAREER HIGHLIGHTS:

- Davis' 2019 statistics included 43 receptions for 601 yards and a pair of touchdowns in 15 games. He added 68 yards and a touchdown on six receptions during the playoffs.
- In 2018, Davis led the Titans with 65 receptions, 891 receiving yards and four touchdowns. His yardage total ranked ninth among all AFC wide receivers.
- In a playoff game at New England on Jan. 13, 2018, Davis caught two touchdown passes to tie the franchise single-game postseason record (five previous times). He became the first player to accomplish the feat in the postseason since wide receiver Haywood Jeffires did so at Buffalo on Jan. 3, 1993. Davis was the first NFL rookie with two touchdown receptions in a playoff game since Panthers receiver Kelvin Benjamin on Jan. 10, 2015.
- In Week 1 of the 2017 season, Davis caught six passes for 69 yards. This reception total ranks second among all rookies in Week 1 games in the "Titans era" (1999–present).
- During his time at Western Michigan, Davis set an FBS all-time record with 5,285 career receiving yards.
- Davis set Western Michigan records for single-season touchdown receptions (19), single-game receiving yards (272), touchdown receptions in a bowl game (three), career receptions (332), career touchdown receptions (52) and career receiving yards (5,285).

TITANS TIDBITS:

- Davis and his six siblings survived a tough economic upbringing in Wheaton, Ill. While he has always maintained a loving relationship with his parents, Olasheni Timson and Michelle Davis, he made the decision as a high school junior to move into the home of Robin and Dan Graham, who became his legal guardians. Dan, Corey Davis' youth football coach, was an offensive lineman for the Tampa Bay Buccaneers. His son, Ryan Graham, played youth and high school football with Davis and currently plays quarterback at Northern Illinois.
- Davis' late brother, Titus, played football at Central Michigan and was signed by the Chargers as a rookie free agent in 2015. Titus also spent time with the Jets, Bills and Bears.
- One of Davis' favorite quotes is "Never die easy" by Walter Payton, who used the saying as the title to his autobiography.

CAREER TRANSACTIONS:

- The Wheaton, Ill., native was selected by the Titans in the first round (fifth overall) of the 2017 NFL Draft.

SEASON RECAPS:

- 2020 (14/12):** Ranked second on the team with a career-best 984 receiving yards and career-high-tying 65 receptions. Established a new career high with five touchdown receptions in 2020. Has posted seven career 100-yard receiving performances, including five in 2020 (at DEN, at CIN, at BAL, vs. CLE, vs. DET). Has led or tied for the team lead in receptions seven times in 2020 (at DEN, at MIN, vs. PIT, at CIN, vs. IND, at BAL, vs. CLE). Has led the team in receiving yards five times in 2020 (at DEN, at CIN, vs. IND, at BAL, vs. CLE). Posted career-highs with 11 catches and 182 receiving yards against Cleveland (12/6/20). Notched his 150th career reception and eclipsed the 2,000-yard career receiving mark against Jacksonville (9/20/20). Reached the 2,500-yard career receiving mark against Cleveland (12/6/20). Hauled in his 200th career reception and a career-long 75-yard touchdown catch against Detroit (12/20/20).
- At Denver (9/14), started at wide receiver and led the team with seven catches and 101 receiving yards. Extended the Titans' second touchdown drive with a seven-yard grab on third-and-two in the third quarter.
 - Against Jacksonville (9/20), started at wide receiver and grabbed three receptions for 36 yards with a touchdown. Increased the lead to 14-0 with an acrobatic nine-yard touchdown catch in the back of the end zone in the first stanza. Reached 150 career receptions on his nine-yard touchdown catch and eclipsed the 2,000-yard career receiving mark on his 17-yard catch in the third quarter.
 - At Minnesota (9/27), started at wide receiver and tied for the team lead with five catches for 69 yards. Hauled in a 38-yard reception over the middle down to the Vikings' eight-yard line setting up Derrick Henry's first touchdown in the third quarter. Kept a Titans' scoring drive alive with an eight-yard grab on third-and-two in the fourth quarter.
 - Against Buffalo (10/13), missed the game while on reserve/COVID-19.
 - Against Houston (10/18), missed the game while on reserve/COVID-19.
 - Against Pittsburgh (10/25), started at wide receiver and tied for the team lead with six receptions for 35 yards with a touchdown. Got the Titans on the scoreboard with a four-yard touchdown catch on third-and-goal in the second quarter.
 - At Cincinnati (11/1), started at wide receiver and led the team with eight receptions and 128 receiving yards with a touchdown. Hauled in a 27-yard catch down the left sideline in the first quarter. Got open in the end zone for a 12-yard, toe-drag touchdown in the final quarter.
 - Against Chicago (11/8), started at wide receiver.
 - Against Indianapolis (11/12), started at wide receiver and led the team with five receptions and 67 receiving yards. Extended the Titans' first touchdown drive with a 20-yard grab on third-and-two in the first quarter.
 - At Baltimore (11/22), saw action as a reserve in his 50th career regular season game and led the team with five receptions and 113 receiving yards. Helped set up a Titans' field goal with a 50-yard reception along the right sideline in the third quarter.
 - At Indianapolis (11/29), started at wide receiver and snared three receptions for 70 yards with all three of his catches resulting in first downs. Drew a 13-yard pass interference penalty on third-and-five and then on the next play hauled in a 21-yard catch to the Colts' four-yard line in the second quarter. Set up the Titans' fifth and final touchdown of the first half with a diving, 37-yard catch down to the Colts' one-yard line late in the second quarter.
 - Against Cleveland (12/6), started at wide receiver and led the team with a career-best 11 receptions for a career-high 182 receiving yards with a touchdown. Became the first Titans player with 11 or more receptions in a game since Kendall Wright on Dec. 15, 2013. Reached the 2,500-yard career receiving mark on his first reception. Got the Titans on the scoreboard with a leaping 17-yard touchdown grab in the second stanza.

Set up the Titans' second touchdown with a 43-yard catch along the left sideline in the third quarter. Extended a Titans' touchdown drive in the fourth quarter with an 18-yard reception on fourth-and-11.

- At Jacksonville (12/13), started at wide receiver and snared three receptions for 34 yards.
- Against Detroit (12/20), started at wide receiver and led the team with 110 receiving yards on four catches with a touchdown. Answered the Lions' opening touchdown in the first stanza with a career-long 75-yard touchdown catch-and-run along the left sideline on the first play from scrimmage following the Detroit score. On his second catch of the day, he became the 17th player in franchise history to reach 200 career receptions. Extended the Titans' third touchdown drive with a seven-yard grab on third-and-four in the second quarter. Kept a Titans' scoring drive alive with a 14-yard catch on third-and-10 late in the second quarter.
- At Green Bay (12/27), started at wide receiver.
- At Houston (1/3), started at wide receiver and snared five receptions for 39 yards in the Titans' division-clinching victory. Kept the Titans' season-long 19-play scoring drive alive with a nine-yard grab on third-and-eight in the final stanza.

2019 (15/11, 3/3): Played in 15 games with 11 starts at wide receiver and ranked second on the team with 601 receiving yards and 43 receptions to go along with two touchdowns. Started all three postseason contests at wide receiver and tied for the team lead with six catches for a team-best 68 receiving yards with a touchdown. Led or tied for the team lead in receptions four times (at ATL, vs. LAC, at HOU, at KC). Led the team in receiving yards twice (vs. LAC, at KC).

- Against Indianapolis (9/15), caught three passes for 38 yards. In the first quarter, recorded his 100th career catch on a six-yard grab. Set up the Titans' second touchdown with a 25-yard reception down to the Colts' three-yard line in the third quarter.
- At Atlanta (9/29), started at wide receiver and led the team with five catches for 91 yards with a touchdown. Extended the Titans' second touchdown drive with a 16-yard catch on third-and-15 in the first quarter. Increased the Titans lead to 24-7 with a 23-yard touchdown reception on third-and-five late in the second quarter.
- Against L.A. Chargers (10/20), started at wide receiver and tied for the team lead with six receptions for a team-best 80 receiving yards with a touchdown. Evened the score at 10-10 with an eight-yard touchdown catch late in the second quarter. Kept the Titans' final touchdown drive alive with a 38-yard catch-and-run reception on third-and-one in the final stanza.
- Against Kansas City (11/10), was inactive.
- Against Jacksonville (11/24), started at wide receiver and snared two receptions for 29 yards. Set up the Titans' opening touchdown with a 24-yard catch in the second quarter.
- At Oakland (12/8), started at wide receiver and grabbed two receptions for 34 yards. Helped set up the Titans' third touchdown with a 24-yard catch down to the Raiders' 13-yard line in the second quarter.
- Against Houston (12/15), played as a reserve at wide receiver and hauled in three passes for 57 yards. Helped set up the Titans first touchdown with a 16-yard reception in the third quarter.
- At Houston (12/29), started at wide receiver and tied for the team lead with four catches for 44 yards. Extended the Titans' second touchdown drive with a pair of third-down conversions: a 12-yard catch on third-and-nine and a five-yard grab to the Texans' one-yard line on third-and-two.
- At Baltimore (1/11), started at wide receiver and snared a touchdown. Extended the Titans lead to 21-6 by grabbing a three-yard touchdown pass from Derrick Henry out of the wildcat formation midway through the third stanza.
- At Kansas City (1/19), started at wide receiver and led the team with five catches and 65 receiving yards.

2018 (16/16): Started all 16 games at wide receiver and led the team with 65 catches, 891 receiving yards and four receiving touchdowns which were all career-highs. Rushed six times for 55 yards. Led or tied for the team lead in receptions 10 times (at MIA, vs. HOU, vs. PHI, at BUF, at DAL, vs. NE, vs. NYJ, at NYG, vs. WAS, vs. IND). Led the team in receiving yards eight times (at MIA, at JAX, vs. PHI, at BUF, vs. NE, at HOU, at NYG, vs. IND). Posted two career 100-yard receiving performances (vs. PHI, vs. NE). Posted his first career regular season touchdown against Philadelphia (9/30/18). Posted career-highs with nine receptions and 161 receiving yards against Philadelphia (9/30/18).

- At Miami (9/9), led the team with six receptions and 62 receiving yards. Extended the Titans' first scoring drive with a 17-yard reception on third-and-six in the first quarter. Kept the Titans' scoring drive alive with a

15-yard catch on third-and-nine on the first play of the fourth quarter.

- Against Houston (9/16), led the team with five receptions for 55 yards. Kept the Titans' second touchdown drive alive with a seven-yard catch on third-and-four late in the first quarter.
- At Jacksonville (9/23), snared two receptions for a team-high 34 yards. Kept the Titans' game-winning scoring drive alive with a 12-yard grab on third-and-five in the fourth quarter.
- Against Philadelphia (9/30), led the team with a career-best 161 receiving yards on a career-high nine receptions with his first career touchdown grab in the regular season. Became the third player in NFL history to score a touchdown in the final 10 seconds of overtime. Kept the Titans' initial scoring drive alive with a 28-yard grab on third-and-three in the first quarter. Extended the Titans' first touchdown drive with a 20-yard catch on third-and-one in the third stanza. Kickstarted a Titans' touchdown drive with a career-long 51-yard bomb from Marcus Mariota midway through the fourth quarter. Gave the Titans' 26-23 overtime victory with a leaping, 10-yard touchdown grab on third-and-10 with five seconds remaining in the extra session.
- At Dallas (11/5), led the team with six catches for 56 yards. Extended the Titans' initial touchdown drive with a 17-yard grab on third-and-nine in the opening quarter. Kept the Titans' final touchdown drive alive with an eight-yard catch on third-and-six in the fourth quarter.
- Against New England (11/11), led the team with seven catches and 125 receiving yards with a touchdown. Kickstarted the Titans' opening touchdown drive with a 24-yard grab over the middle. Increased the Titans lead to 14-3 with a 23-yard touchdown grab midway through the first quarter. Extended the Titans' third touchdown drive with a 20-yard reception on third-and-14 in the second quarter.
- At Houston (11/26), led the team with 96 receiving yards on four receptions, including a touchdown. On a 19-yard catch in the first quarter, reached the 1,000-yard receiving mark for his career. Took a reverse handoff from Derrick Henry and scampered 39 yards in the second quarter. Cut the Texans lead to 27-17 with a 48-yard touchdown catch on third-and-seven late in the third quarter.
- Against N.Y. Jets (12/2), snared three receptions for 42 yards with the game-winning touchdown. Gave the Titans a 26-22 lead with an 11-yard touchdown grab on third-and-seven with 36 seconds left in the game.
- At N.Y. Giants (12/16), tied for the team lead with three catches for a team-best 33 receiving yards. Converted a pair of third downs, an 11-yard catch on third-and-nine and a 17-yard reception on third-and-12, during the Titans' opening touchdown drive in the first quarter.

2017 (11/9, 2/2): Played in 11 games with nine starts at wide receiver during his rookie campaign and recorded 34 receptions for 375 yards. Was inactive for five games. Started his first two career postseason contests and tied for the team lead with nine catches for 98 yards with a team-best two receiving touchdowns. Tied for the team lead in receptions twice in 2017 (at IND, vs. LAR). Led the team in receiving yards once in 2017 (vs. LAR). Appeared in his first career NFL game against Oakland (9/10/17). Made his first career NFL start at Jacksonville (9/17/17).

- Against Oakland (9/10), played as a reserve at wide receiver in his NFL debut and finished second on the team with six receptions for 69 yards. In the team's "Titans era" (1999-2017), his reception total ranks second among all rookies in Week 1 games. Only Tajaé Sharpe had more, with seven catches (9/11/16). Only Sharpe (76 yards) and Kenny Britt (85 yards on 9/10/09) had more receiving yards than Davis in a rookie Week 1 debut. Registered his first career reception and extended the Titans' opening touchdown drive with a leaping 23-yard catch down the right sideline on third-and-eight in the first quarter.
- At Jacksonville (9/17), made his first career start at wide receiver and caught one pass for four yards before leaving the game in the second quarter with an injury.
- Against Baltimore (11/5), returned to the lineup as a starter at wide receiver and snared two receptions for 28 yards. Helped set up the Titans' first touchdown of the afternoon with a 23-yard, toe-drag reception along the right sideline in the first quarter.
- At Pittsburgh (11/16), started at wide receiver and grabbed three receptions for 27 yards. Extended the Titans' first touchdown drive with a 15-yard, toe-drag reception along the sideline in the first quarter.
- At Indianapolis (11/26), started at wide receiver and tied for the team lead with four receptions for 39 yards. Hauled in a leaping 19-yard reception during the Titans' game-winning touchdown drive in the fourth quarter.
- Against Los Angeles Rams (12/24), started at wide receiver and tied for the team lead with six receptions for a team-best 91 receiving yards.

Extended the Titans' opening scoring drive with a leaping, 18-yard catch on third-and-six. Hauled in a season-long 37-yard reception.

- At Kansas City (1/6), started at wide receiver and hauled in four passes for 35 yards in his first career postseason game.

- At New England (1/13), started at wide receiver and grabbed five passes for 63 yards with his first two career touchdowns. Gave the Titans a 7-0 lead with an acrobatic, one-handed 15-yard touchdown catch with 1:14 left to play in the opening quarter. Kept the Titans' final touchdown drive alive with a 17-yard catch on fourth-and-11. Got open in the corner of the end zone and hauled in an 11-yard touchdown reception with 1:55 left to play in the fourth quarter.

COLLEGE:

- In four seasons at Western Michigan (2013-16), Davis played and started 50 games. He registered 332 career receptions for 5,285 yards and 52 touchdowns, setting the Mid-American Conference record in each category and becoming the only player in FBS history with 300 catches, 5,000 yards and 50 touchdowns. His 5,285 career receiving yards were the most in FBS history, and he ended his career ranked second all-time in FBS history with 52 career receiving touchdowns (60 by Jarett Dillard). Davis' 332 career receptions ranked fourth all-time in FBS annals.

- As a senior (2016), played and started 13 games and set career highs with 97 receptions, 1,500 receiving yards and 19 touchdowns. He helped his team win the MAC and go undefeated until a Cotton Bowl loss. He had five games of 100-plus yards and six games of two or more receiving touchdowns. His receiving yardage total ranked seventh in FBS, while his reception total was eighth. Named a Biletnikoff Award semifinalist and earned All-American honors from Associated Press (first-team), FWAA (first-team), Phil Steele (first-team), USA Today, Sporting News and Sports Illustrated. Named Mid-American Conference Offensive Player of the Year. At Ball State (11/1), posted 12 catches for a WMU-record 272 yards with three touchdowns and was named MAC Player of the Week.

- As a junior (2015), played and started 13 games and caught 90 passes for 1,436 yards and 12 touchdowns. Finished fifth in the nation and second in the MAC in receiving yards, and his 6.9 receptions per game ranked third in the league and 11th nationally. He ended the season with seven consecutive 100-yard games and nine total for the year and was named first-team All-MAC.

- As a sophomore (2014), finished with 78 receptions for 1,408 yards and 15 touchdowns in 12 games (all starts). Ranked seventh in the nation and first in the MAC in receiving yards. Named first-team All-MAC and Phil Steele first-team All-MAC. Went over 100 yards receiving in eight games.

- As a freshman (2013), played and started 11 games and set WMU freshman records for receiving yards (941), receptions (67) and 100-yard games (five). Named MAC Freshman of the Year, earned Freshman All-America honors from FWAA and College Football News, and was a second-team All-MAC selection.

- Majored in sports management at Western Michigan.

PERSONAL:

- Attended Wheaton-Warrenville (Ill.) High School, where he totaled 45 receptions and six receiving touchdowns as a senior. He added three touchdowns on returns and was named all-conference and all-area.

- Follow Davis on Twitter at @c_davis_81, on Instagram at @coreydavis84, and on Snapchat at coreydavis3.

- List of favorites: (TV show) "Game of Thrones"; (movie) "Friday Night Lights"; (musician) Future; (athlete as a child) Walter Payton; (food) deep dish pizza; and (song on his pregame playlist) "Over" by Drake.

- Born Corey Damon Davis on Jan. 11, 1995 in Chicago, Ill.

COREY DAVIS' GAME-BY-GAME

2017 Tennessee Titans					RECEIVING				
Date	Opp.	W/L	P/S	No	Yds	Avg	Lg	TD	
Sept 10	Oak	L	p	6	69	11.5	23	0	
Sept 17	@ Jax	W	S	1	4	4.0	4	0	
Sept 24	Sea	W	IA						
Oct 1	@ Hou	L	IA						
Oct 8	@ Mia	L	IA						
Oct 16	Ind	W	IA						
Oct 22	@ Cle	W	IA						
Nov 5	Bal	W	S	2	28	14.0	23	0	
Nov 12	Cin	W	S	4	48	12.0	19	0	
Nov 16	@ Pit	L	S	3	27	9.0	15	0	
Nov 26	@ Ind	W	S	4	39	9.8	19	0	
Dec 3	Hou	W	S	2	12	6.0	13	0	
Dec 10	@ Ari	L	p	3	29	9.7	22	0	
Dec 17	@ SF	L	S	3	28	9.3	13	0	
Dec 24	LAR	L	S	6	91	15.2	37	0	
Dec 31	Jax	W	S	0	0	-	0	0	
Totals		9-7	11/9	34	375	11.0	37	0	
Playoffs									
Jan 6	@ KC	W	S	4	35	8.8	13	0	
Jan 13	@ NE	L	S	5	63	12.6	17	2	
Totals		1-1	2/2	9	98	10.9	17	2	

2018 Tennessee Titans					RECEIVING				
Date	Opp.	W/L	P/S	No	Yds	Avg	Lg	TD	
Sept 9	@ Mia	L	S	6	62	10.3	18	0	
Sept 16	Hou	W	S	5	55	11.0	18	0	
Sept 23	@ Jax	W	S	2	34	17.0	22	0	
Sept 30	Phi	W	S	9	161	17.9	51	1	
Oct 7	@ Buf	L	S	4	49	12.3	23	0	
Oct 14	Bal	L	S	1	24	24.0	24	0	
Oct 21	@ LAC	L	S	3	10	3.3	5	0	
Nov 5	@ Dal	W	S	6	56	9.3	17	0	
Nov 11	NE	W	S	7	125	17.9	27	1	
Nov 18	@ Ind	L	S	2	30	15.0	23	0	
Nov 26	@ Hou	L	S	4	96	24.0	48t	1	
Dec 2	NYJ	W	S	3	42	14.0	22	1	
Dec 6	Jax	W	S	2	21	10.5	13	0	
Dec 16	@ NYG	W	S	3	33	11.0	17	0	
Dec 22	Was	W	S	3	45	15.0	16	0	
Dec 30	Ind	L	S	5	48	9.6	18	0	
Totals		9-7	16/16	65	891	13.7	51	4	

2019 Tennessee Titans					RECEIVING				
Date	Opp.	W/L	P/S	No	Yds	Avg	Lg	TD	
Sept 8	@ Cle	W	S	0	0	-	0	0	
Sept 15	Ind	L	p	3	38	12.7	25	0	
Sept 19	@ Jax	L	S	3	44	14.7	19	0	
Sept 29	@ Atl	W	S	5	91	18.2	23t	1	
Oct 6	Buf	L	p	2	28	14.0	23	0	
Oct 13	@ Den	L	p	3	36	12.0	18	0	
Oct 20	LAC	W	S	6	80	13.3	38	1	
Oct 27	TB	W	S	2	9	4.5	8	0	
Nov 3	@ Car	L	S	4	48	12.0	18	0	
Nov 10	KC	W	IA						
Nov 24	Jax	W	S	2	29	14.5	24	0	
Dec 1	@ Ind	W	S	1	23	23.0	23	0	
Dec 8	@ Oak	W	S	2	34	17.0	24	0	
Dec 15	Hou	L	p	3	57	19.0	22	0	
Dec 22	NO	L	S	3	40	13.3	22	0	
Dec 29	@ Hou	W	S	4	44	11.0	16	0	
Totals		9-7	15/11	43	601	14.0	38	2	
Playoffs									
Jan 4	@ NE	W	S	0	0	-	0	0	
Jan 11	@ Bal	W	S	1	3	3.0	3t	1	
Jan 19	@ KC	L	S	5	65	13.0	22	0	
Totals		2-1	3/3	6	68	11.3	22	1	

2020 Tennessee Titans					RECEIVING				
Date	Opp.	W/L	P/S	No	Yds	Avg	Lg	TD	
Sept 14	@ Den	W	S	7	101	14.4	23	0	
Sept 20	Jax	W	S	3	36	12.0	17	1	
Sept 27	@ Min	W	S	5	69	13.8	38	0	
Oct 13	Buf	W	R/C						
Oct 18	Hou	W	R/C						
Oct 25	Pit	L	S	6	35	5.8	7	1	
Nov 1	@ Cin	L	S	8	128	16.0	27	1	
Nov 8	Chi	W	S	0	0	-	0	0	
Nov 12	Ind	L	p	5	67	13.4	20	0	
Nov 22	@ Bal	W	p	5	113	22.6	50	0	
Nov 29	@ Ind	W	S	3	70	23.3	37	0	
Dec 6	Cle	L	S	11	182	16.5	43	1	
Dec 13	@ Jax	W	S	3	34	11.3	19	0	
Dec 20	Det	W	S	4	110	27.5	75t	1	
Dec 27	@ GB	L	S	0	0	-	0	0	
Jan 3	@ Hou	W	S	5	39	7.8	19	0	
Totals		11-5	14/12	65	984	15.1	75t	5	

COREY DAVIS' NFL STATISTICS

REGULAR SEASON

Year	Team	REGULAR SEASON		RECEIVING					RUSHING				
		GP	GS	No	Yds	Avg	Lg	TD	Att	Yds	Avg	Lg	TD
2017	Tennessee	11	9	34	375	11.0	37	0	0	0	-	0	0
2018	Tennessee	16	16	65	891	13.7	51	4	6	55	9.2	39	0
2019	Tennessee	15	11	43	601	14.0	38	2	0	0	-	0	0
2020	Tennessee	14	12	65	984	15.1	75t	5	0	0	-	0	0
NFL Totals		56	48	207	2,851	13.8	75t	11	6	55	9.2	39	0

PLAYOFFS

Year	Team	PLAYOFFS		RECEIVING					RUSHING				
		GP	GS	No	Yds	Avg	Lg	TD	Att	Yds	Avg	Lg	TD
2017	Tennessee	2	2	9	98	10.9	17	2	0	0	-	0	0
2019	Tennessee	3	3	6	68	11.3	22	1	0	0	-	0	0
NFL Totals		5	5	15	166	11.1	22	3	0	0	-	0	0

Single-Game Highs

Receptions - **11 vs. Cleveland 12/6/20**
 Receiving Yards - **182 vs. Cleveland 12/6/20**
 Long Reception - 51 vs. Philadelphia (9/30/18)
 Touchdowns - **1 (11 times, last vs. Detroit 12/20/20)**

Playoff Single-Game Highs

Receptions - 5 (Twice, last at Kansas City 1/19/20)
 Receiving Yards - 65 at Kansas City (1/19/20)
 Long Reception - 22 at Kansas City (1/19/20)
 Touchdowns - 2 at New England (1/13/18)

Additional Career Statistics

Misc. Tackles - 1 (2017), 1 (2018), 1 (2019), **1 (2020)**
 Forced Fumble - 1 (2018)



64 NATE DAVIS

OFFENSIVE LINEMAN • 6'3" • 316 LBS • COLLEGE: CHARLOTTE
ACQUIRED: 3RD ROUND - 2019 • NFL EXPERIENCE (NFL/TITANS): 2/2
HOMETOWN: ASHBURN, VA.
GAMES PLAYED/GAMES STARTED: 29/28 (PLAYOFFS: 3/3)



PRO: The Titans selected Nate Davis in the third round (82nd overall) of the 2019 NFL Draft. The 6-foot-3-inch, 316-pounder brings quick feet and physicality to the trenches of the offensive line. The Ashburn, Va., native appeared in 13 games with 12 starts at right guard as a rookie, and also started all three postseason contests in 2019.

CAREER HIGHLIGHTS:

- As a rookie in 2019, Davis appeared in 13 games with 12 starts at right guard, assuming starting duties in Week 5. Davis also started all three playoff games.

TITANS TIDBITS:

- Growing up, Davis was 'always a pretty big kid.' He played on the offensive or defensive line during Pop Warner, and estimates that in the fourth grade he weighed around 200 pounds.
- Davis was invited to the 2019 Senior Bowl, which he credits for helping him during the draft process. He went head-to-head with defensive linemen from larger conferences, and as an athlete from a smaller conference, he credits his performance at the Senior Bowl for helping put his name into the conversation ahead of the draft.
- Davis' father purchased him a fishing rod as a child and would take him to the pond near their home in Ashburn, Va., to fish and relax.
- Davis is a car enthusiast who has a knack for identifying the year, make and model of a car. He lists his dream car as a Rolls-Royce.

CAREER TRANSACTIONS:

- The Ashburn, Va., native was selected by the Titans in the third round (82nd overall) of the 2019 NFL Draft.

SEASON RECAPS:

2020 (16/16 - Tennessee):

- At Denver (9/14), started at right guard and was a part of an offensive front that allowed the Titans to amass 377 total yards. Member of a line that allowed just one sack on 43 pass attempts.
- Against Jacksonville (9/20), started at right guard and helped the offense post 354 total yards.
- At Minnesota (9/27), started at right guard and was a member of an offensive front that allowed the Titans to collect 134 yards on the ground.
- Against Buffalo (10/13), started at right guard and was a part of an offensive line that blocked for Titans' rushers to gain 139 yards on the ground while not allowing a sack on 28 pass attempts.
- Against Houston (10/18), started at right guard and helped the offense become the first unit in NFL history to have a passer reach 350 yards (364 by Ryan Tannehill) and a rusher reach 200 yards (212 by Derrick Henry) in a game.
- Against Pittsburgh (10/25), started at right guard.
- At Cincinnati (11/1), started at right guard and blocked for Titans' rushers to gain 218 yards on 29 carries.
- Against Chicago (11/8), started at right guard.
- Against Indianapolis (11/12), started at right guard and helped open holes for Titans' ball carriers to gain 157 rushing yards on 32 carries (4.9 avg.).
- At Baltimore (11/22), started at right guard and helped open holes for Titans' ball carriers to gain 173 yards on the ground.
- At Indianapolis (11/29), started at right guard and blocked for Titans' rushers to gain 229 yards on 45 carries. Member of an offensive front that allowed just one sack on 22 pass attempts.
- Against Cleveland (12/6), started at right guard.
- At Jacksonville (12/13), started at right guard and helped open holes

for Titans' rushers to gain 249 yards on the ground, including a 215-yard performance by Derrick Henry.

- Against Detroit (12/20), started at right guard and helped block for Titans' ball carriers to gain 195 yards and score three touchdowns on the ground.
- At Green Bay (12/27), started at right guard.
- At Houston (1/3), started at right guard and blocked for Derrick Henry to gain a franchise-record 250 rushing yards in the Titans' division-clinching victory and in the process become the eighth player in NFL history to eclipse 2,000 rushing yards in a season.

2019 (13/12, 3/3): Played in 13 games with 12 starts at right guard and helped Derrick Henry lead the NFL with 1,540 rushing yards. Was inactive for the first three regular season contests. Started all three postseason contests at right guard. Appeared in his first career NFL contest at Atlanta (9/29/19). Made his first career NFL start against Buffalo (10/6/19).

- At Atlanta (9/29), made his NFL debut as a reserve at right guard. Was a part of an offensive front that did not allow a sack on 27 pass attempts, while opening holes for Titans' ball carriers to gain 138 yards on the ground.
- Against Buffalo (10/6), started his first career NFL contest at right guard.
- Against Kansas City (11/10), started at right guard and helped open holes for Titans' rushers to gain 225 yards on the ground.
- Against Jacksonville (11/24), started at right guard and blocked for Titans' ball carriers to gain 219 rushing yards.
- At Indianapolis (12/1), started at right guard and helped open holes for Derrick Henry to collect 149 rushing yards on 26 carries.
- At Oakland (12/8), started at right guard and was a part of an offensive front that blocked for Titans' ball carriers to gain 161 yards on the ground, while also not allowing a sack on 27 pass attempts.
- Against Houston (12/15), started at right guard and was a member of an offensive line that opened holes for Titans' rushers to gain 163 yards on the ground.
- Against New Orleans (12/22), started at right guard and helped the Titans amass 149 rushing yards on 26 carries.
- At Houston (12/29), started at right guard and was a part of an offensive front that blocked for Derrick Henry to amass 211 yards on the ground and become the NFL's leading rusher in 2019.
- At New England (1/4), started at right guard in his first career postseason game and was a member of an offensive front that opened holes for Derrick Henry to collect 182 yards on the ground.
- At Baltimore (1/11), started at right guard and was a part of an offensive line that blocked for Derrick Henry to collect a franchise postseason record 195 rushing yards.

COLLEGE:

- In four seasons at Charlotte (2015-18), Davis appeared in 41 career games with 37 starts. A four-year starter on the offensive line, Davis started at guard from 2015-17 before switching to right tackle for his senior season in 2018.
- As a senior (2018), appeared in eight games with seven starts at tackle. Blocked for the league's fifth-best rushing attack which averaged 159.9 yards per game. Helped create lanes for running back Benny LeMay to record a 1,000-yard season. Earned First Team All-C-USA recognition by Phil Steele and Second Team All-C-USA recognition by the league's coaches. Named Charlotte's Best Offensive Player for 2018 by SB Nation.
- As a junior (2017), started all 12 games at right guard. Helped the 49ers rushing offense rank eighth in C-USA, averaging 166.2 yards per game. Was part of an offensive line that ranked fifth in sacks allowed with 22. Earned Honorable Mention All-C-USA honors.
- As a sophomore (2016), saw action in nine games with eight starts at

right guard and helped the 49ers run game rank sixth in C-USA averaging 176.2 yards per game. Earned Honorable Mention All-C-USA honors.

- As a freshman (2015), appeared in all 12 games with 10 starts at right guard.

- Redshirted in 2014.

- Majored in Africana studies and minored in American studies at Charlotte.

PERSONAL:

- Attended Stone Bridge (Va.) High School and was a first-team all-state and 5A North All-Region First Team lineman. Davis was a four-year letterman in high school.

- Helped lead the Bulldogs to a Liberty District Championship as a senior in 2014.

- In 2013, he was named team MVP, captain, and first-team All-Liberty conference en route to helping the Bulldogs win the Virginia AAA Div. 5 Championship.

- Has one older sister, Kimberley.

- Son of Ken and Natalie Davis.

- Follow Davis on Twitter at @Nate_Davis73.

- Follow Davis on Instagram at @Nate.Davis64.

- List of favorites: (TV show) "Black-ish"; (movie) "The Dark Knight"; (musician) Drake; (food) chicken wings; and (dessert) ice cream.

- Born Nathaniel Matthew Eugene Davis on Sept. 23, 1996 in York, Maine.

NATE DAVIS' NFL STATISTICS

REGULAR SEASON

Year	Team	GP	GS
2019	Tennessee	13	12
2020	Tennessee	16	16
NFL Totals		29	28

PLAYOFFS

Year	Team	GP	GS
2019	Tennessee	3	3
NFL Totals		3	3

Starts Breakdown:

2019 - RG 12 (Playoffs - RG 3); 2020 - RG 16

Additional Career Statistics

Misc. Tackles - 3 (2019)



92 MATT DICKERSON

DEFENSIVE END • 6'5" • 292 LBS • COLLEGE: UCLA
ACQUIRED: FREE AGENT - 2018 • NFL EXPERIENCE (NFL/TITANS): 3/3
HOMETOWN: SAN MATEO, CALIF.
GAMES PLAYED/GAMES STARTED: 18/0 (PLAYOFFS: 3/0)

PRO: The Titans signed Matt Dickerson as a rookie free agent following the 2018 NFL Draft. He has appeared in 11 games, including three postseason contests in his first two NFL campaigns. The 6-foot-5-inch, 292-pounder is an athletic defensive lineman with good size that moves well along the line of scrimmage. In four seasons at UCLA, Dickerson saw action in 44 games and notched 97 tackles, seven tackles for loss, four passes defended and 1.5 sacks.

TITANS TIDBITS:

- Dickerson originally committed to play for Notre Dame. However, his father, Clarence, was diagnosed with prostate cancer before he left for South Bend. Dickerson decided to stay in-state to play for the Bruins to be an hour flight from home rather than across the country. His father is in remission.
- Dickerson's father, Clarence, played college football at Henderson State (Ark.).
- Dickerson has a twin sister named Megan.

CAREER TRANSACTIONS:

- The San Mateo, Calif., native was signed by the Titans as an undrafted free agent on May 11, 2018.
- Released by the Titans on Oct. 19, 2019.
- Signed by the Titans as a free agent on Oct. 22, 2019.
- Released by the Titans on Oct. 26, 2019.
- Signed by the Titans as a free agent on Oct. 29, 2019.

SEASON RECAPS:

2020 (10/0):

- At Denver (9/14), saw action as a reserve on the defensive front.
- Against Jacksonville (9/20), played as a reserve at defensive end.
- At Minnesota (9/27), was inactive.
- Against Buffalo (10/13), saw action as a reserve on the defensive front and tallied two tackles.
- Against Houston (10/18), was inactive.
- Against Pittsburgh (10/25), was inactive.
- At Cincinnati (11/1), was inactive.
- Against Chicago (11/8), was inactive.
- Against Indianapolis (11/12), was inactive.
- At Baltimore (11/22), entered the lineup as a reserve at defensive end and totaled two tackles.
- At Indianapolis (11/29), played as a reserve at defensive end and recorded a tackle and a quarterback pressure.
- Against Cleveland (12/6), saw action as a reserve at defensive end and tallied a tackle.
- At Jacksonville (12/13), played as a reserve at defensive end and notched a career-best three tackles.
- Against Detroit (12/20), saw action as a reserve at defensive end.
- At Green Bay (12/27), played as a reserve at defensive end and registered a tackle. Combined with Teair Tart to stop Aaron Jones for no gain on a rush off right guard in the third stanza.
- At Houston (1/3), saw action as a reserve at defensive end in the Titans' division-clinching victory.

2019 (5/0, 3/0): Saw action as a reserve in five games and posted two tackles, a quarterback pressure and a stop for loss. Was inactive for nine games. Saw action in all three postseason contests and notched a tackle.

- Against Indianapolis (9/15), played as a reserve on the defensive front and tallied a quarterback pressure.
- Against Buffalo (10/6), saw action as a reserve on the defensive front and

notched a tackle.

- Against New Orleans (12/22), played as a reserve at defensive end and produced a tackle for loss. Teamed with Rashaan Evans to stonewall Latavius Murray for a one-yard loss on a rush off left guard in the final quarter.
- At New England (1/4), made his postseason debut as a reserve on the defensive front and posted a tackle.
- At Baltimore (1/11), saw limited action as a reserve at defensive end.
- At Kansas City (1/19), played limited snaps as a reserve on the defensive front.

2018 (3/0): Played in three games as a rookie and collected three tackles. Was inactive for 12 games and did not play in another contest. Saw action in his first career NFL game at Jacksonville (9/23/18).

- At Jacksonville (9/23), made his NFL debut as a reserve at defensive end.
- Against Baltimore (10/14), played as a reserve on the defensive front and amassed a tackle.
- Against Indianapolis (12/30), saw his first action since Week 6 as a reserve on the defensive front and registered two tackles.

COLLEGE:

- Appeared in 44 games with 16 starts over four seasons at UCLA and totaled 97 tackles, seven tackles for loss, four passes defended and 1.5 sacks.
- As a senior (2017), started all seven games he saw action in before missing the remainder of the season due to injury. Recorded 21 tackles and a tackle for loss on the season. Posted a season-high five tackles three times as a senior, against Texas A&M (9/3), at Stanford (9/23) and at Arizona (10/14).
- As a junior (2016), appeared in 12 contests with eight starts along the defensive line and totaled 37 tackles and 1.5 tackles for loss. Notched a single-game career-high seven tackles at Washington State (10/15).
- As a sophomore (2015), saw action in all 13 games with one start and tallied 38 tackles, four tackles for loss, four passes defended and a sack. Earned second-team Academic All-Conference recognition.
- As a freshman (2014), played in 12 contests as a reserve on the defensive front and on special teams. Credited with one tackle, a half tackle for loss and a half sack.
- Graduated from UCLA in 2017 with a degree in political science.

PERSONAL:

- Attended Junipero Serra (Calif.) High School and played football for the first time as a freshman.
- Son of Clarence and Pamela Dickerson.
- His hobbies include fishing and golfing.
- Follow Dickerson on Twitter at @doublemdicky.
- Follow Dickerson on Instagram at @mattdicky.
- Born Matthew Miller Dickerson on Nov. 9, 1995 in San Francisco, Calif.

MATT DICKERSON'S DEFENSIVE GAME-BY-GAME

2018 Tennessee Titans

Date	Opp	W/L	P/S	Tot	Solo	Asst	Sk	- Yds	QBP	TFL	Int-	Yds	-TD	PD	FF	FR-	Yds	SpT	
Sept 9	@ Mia	L	DNP																
Sept 16	Hou	W	IA																
Sept 23	@ Jax	W	p	0	0	0	0.0	0.0	0	0	0	0	0	0	0	0	0	0	0
Sept 30	Phi	W	IA																
Oct 7	@ Buf	L	IA																
Oct 14	Bal	L	p	1	0	1	0.0	0.0	0	0	0	0	0	0	0	0	0	0	0
Oct 21	@ LAC	L	IA																
Nov 5	@ Dal	W	IA																
Nov 11	NE	W	IA																
Nov 18	@ Ind	L	IA																
Nov 26	@ Hou	L	IA																
Dec 2	NYJ	W	IA																
Dec 6	Jax	W	IA																
Dec 16	@ NYG	W	IA																
Dec 22	Was	W	IA																
Dec 30	Ind	L	p	2	2	0	0.0	0.0	0	0	0	0	0	0	0	0	0	0	0
Totals				9-7	3/0	3	2	1	0.0	0.0	0	0	0	0	0	0	0	0	0

2019 Tennessee Titans

Date	Opp	W/L	P/S	Tot	Solo	Asst	Sk	- Yds	QBP	TFL	Int-	Yds	-TD	PD	FF	FR-	Yds	SpT	
Sept 8	@ Cle	W	IA																
Sept 15	Ind	L	p	0	0	0	0.0	0.0	1	0	0	0	0	0	0	0	0	0	0
Sept 19	@ Jax	L	IA																
Sept 29	@ Atl	W	IA																
Oct 6	Buf	L	p	1	1	0	0.0	0.0	0	0	0	0	0	0	0	0	0	0	0
Oct 13	@ Den	L	IA																
Oct 20	LAC	W	NOR																
Oct 27	TB	W	NOR																
Nov 3	@ Car	L	p	0	0	0	0.0	0.0	0	0	0	0	0	0	0	0	0	0	0
Nov 10	KC	W	p	0	0	0	0.0	0.0	0	0	0	0	0	0	0	0	0	0	0

Nov 24	Jax	W	IA																
Dec 1	@ Ind	W	IA																
Dec 8	@ Oak	W	IA																
Dec 15	Hou	L	IA																
Dec 22	NO	L	p	1	1	0	0.0	0.0	0	1	0	0	0	0	0	0	0	0	0
Dec 29	@ Hou	W	IA																

Totals	9-7	5/0	2	2	0	0.0	0.0	1	1	0	0	0	0	0	0	0	0	0	0
---------------	------------	------------	----------	----------	----------	------------	------------	----------	----------	----------	----------	----------	----------	----------	----------	----------	----------	----------	----------

Playoffs

Jan 4	@ NE	W	p	1	0	1	0.0	0.0	0	0	0	0	0	0	0	0	0	0	0
Jan 11	@ Bal	W	p	0	0	0	0.0	0.0	0	0	0	0	0	0	0	0	0	0	0
Jan 19	@ KC	L	p	0	0	0	0.0	0.0	0	0	0	0	0	0	0	0	0	0	0

Totals	2-1	3/0	1	0	1	0.0	0.0	0	0	0	0	0	0	0	0	0	0	0	0
---------------	------------	------------	----------	----------	----------	------------	------------	----------	----------	----------	----------	----------	----------	----------	----------	----------	----------	----------	----------

2020 Tennessee Titans

Date	Opp	W/L	P/S	Tot	Solo	Asst	Sk	- Yds	QBP	TFL	Int-	Yds	-TD	PD	FF	FR-	Yds	SpT	
Sept 14	@ Den	W	p	0	0	0	0.0	0.0	0	0	0	0	0	0	0	0	0	0	0
Sept 20	Jax	W	p	0	0	0	0.0	0.0	0	0	0	0	0	0	0	0	0	0	0
Sept 27	@ Min	W	IA																
Oct 13	Buf	W	p	2	0	2	0.0	0.0	0	0	0	0	0	0	0	0	0	0	0
Oct 18	Hou	W	IA																
Oct 25	Pit	L	IA																
Nov 1	@ Cin	L	IA																
Nov 8	Chi	W	IA																
Nov 12	Ind	L	IA																
Nov 22	@ Bal	W	p	2	1	1	0.0	0.0	0	0	0	0	0	0	0	0	0	0	0
Nov 29	@ Ind	W	p	1	0	1	0.0	0.0	1	0	0	0	0	0	0	0	0	0	0
Dec 6	Cle	L	p	1	0	1	0.0	0.0	0	0	0	0	0	0	0	0	0	0	0
Dec 13	@ Jax	W	p	3	3	0	0.0	0.0	0	0	0	0	0	0	0	0	0	0	0
Dec 20	Det	W	p	0	0	0	0.0	0.0	0	0	0	0	0	0	0	0	0	0	0
Dec 27	@ GB	L	p	1	0	1	0.0	0.0	0	0	0	0	0	0	0	0	0	0	0
Jan 3	@ Hou	W	p	0	0	0	0.0	0.0	0	0	0	0	0	0	0	0	0	0	0
Totals				11-5	10/0	10	4	6	0.0	0.0	1	0	0	0	0	0	0	0	0

MATT DICKERSON'S NFL STATISTICS

REGULAR SEASON

Year	Team	GP	GS	TACKLES						INTERCEPTIONS					FUMBLES				
				Tot	Solo	Asst	Sk	Yds	QBP	TFL	No	Yds	Lg	TD	PD	FF	FR	Yds	SpT
2018	Tennessee	3	0	3	2	1	0.0	0.0	0	0	0	0	0	0	0	0	0	0	0
2019	Tennessee	5	0	2	2	0	0.0	0.0	1	1	0	0	0	0	0	0	0	0	0
2020	Tennessee	10	0	10	4	6	0.0	0.0	1	0	0	0	0	0	0	0	0	0	0
NFL Totals		18	0	15	8	7	0.0	0.0	2	1	0	0	0	0	0	0	0	0	0

PLAYOFFS

Year	Team	GP	GS	TACKLES						INTERCEPTIONS					FUMBLES				
				Tot	Solo	Asst	Sk	Yds	QBP	TFL	No	Yds	Lg	TD	PD	FF	FR	Yds	SpT
2019	Tennessee	3	0	1	0	1	0.0	0.0	0	0	0	0	0	0	0	0	0	0	0
NFL Totals		3	0	1	0	1	0.0	0.0	0	0	0	0	0	0	0	0	0	0	0

Single-Game Highs

Tackles - **3 at Jacksonville (12/13/20)**
 Quarterback Pressures - **1 (Twice, last at Indianapolis 11/29/20)**
 Tackles for Loss - **1 vs. New Orleans (12/22/19)**

Playoff Single-Game Highs

Tackles - **1 at New England (1/4/20)**



75 JAMIL DOUGLAS

GUARD • 6'4" • 309 LBS • COLLEGE: ARIZONA STATE
ACQUIRED: FREE AGENT - 2018 • NFL EXPERIENCE (NFL/TITANS): 3/2
HOMETOWN: CYPRESS, CALIF.
GAMES PLAYED/GAMES STARTED: 46/11 (PLAYOFFS: 3/0)

PRO: The Titans signed offensive lineman Jamil Douglas to the practice squad during Week 5 of the 2018 season. The 6-foot-4-inch, 309-pounder was originally drafted by the Miami Dolphins in the fourth round (114th overall) of the 2015 NFL Draft and has also spent time with the New England Patriots, Atlanta Falcons and Indianapolis Colts. He appeared in 15 games with four starts at right guard and one at center for the Titans in 2019.

CAREER HIGHLIGHTS:

- In 2019, Douglas appeared in 15 games for the Titans and made four starts at right guard and one start at center. Made his postseason debut and saw action in all three playoff contests.
- Douglas helped open holes for Derrick Henry to lead the NFL with 1,540 rushing yards in 2019.
- In 2015, rookie Douglas saw action in a career-high 16 games for the Dolphins and made a career-high six starts with four at right guard and two at center.

TITANS TIDBITS:

- First name is pronounced "Juh-MILL."
- Douglas was on the New England Patriots practice squad when the team won Super Bowl LI.

CAREER TRANSACTIONS:

- The Cypress, Calif., native was selected by the Miami Dolphins in the fourth round (114th overall) of the 2015 NFL Draft.
- Waived by the Dolphins on Sept. 3, 2016 and signed to the practice squad a day later.
- Signed by the Dolphins to the active roster off of the practice squad on Sept. 29, 2016.
- Waived by the Dolphins on Oct. 11, 2016.
- Signed by the New England Patriots to the team's practice squad on Oct. 18, 2016.
- Signed by the Patriots to a future's contract on Feb. 7, 2017.
- Waived by the Patriots on Sept. 2, 2017.
- Signed by the Atlanta Falcons to the team's practice squad on Sept. 5, 2017.
- Signed to the Falcons active roster off of the practice squad on Dec. 29, 2017.
- Waived by the Falcons on Sept. 2, 2018.
- Signed by the Indianapolis Colts to the practice squad on Sept. 3, 2018.
- Waived by the Colts on Sept. 10, 2018.
- Signed by the Titans to the practice squad on Oct. 3, 2018.

SEASON RECAPS:

2020 (14/0 - Tennessee): Has tied the team lead in special teams tackles once in 2020 (vs. HOU).

- At Denver (9/14), was inactive.
- Against Jacksonville (9/20), was inactive.
- At Minnesota (9/27), made his season debut as a reserve on special teams.
- Against Buffalo (10/13), saw limited action as a reserve at left guard late in the game.
- Against Houston (10/18), played as a reserve on special teams and collected a tackle after a blocked field goal in the third quarter.
- Against Pittsburgh (10/25), saw action as a reserve on special teams.
- At Cincinnati (11/1), played as a reserve on special teams and two snaps at left guard after Rodger Saffold III left the game briefly in the fourth

quarter.

- Against Chicago (11/8), saw significant action as a reserve at left guard after Rodger Saffold left the game in the second quarter with an injury.
- Against Indianapolis (11/12), saw significant action as a reserve at left guard and center while helping open holes for Titans' ball carriers to gain 157 rushing yards on 32 carries (4.9 avg.).
- At Baltimore (11/22), played as a reserve on special teams and one snap at center.
- At Indianapolis (11/29), saw action as a reserve on special teams.
- Against Cleveland (12/6), played as a reserve on special teams.
- At Jacksonville (12/13), saw action as a reserve at center late in the fourth quarter.
- Against Detroit (12/20), played as a reserve on special teams.
- At Green Bay (12/27), saw action as a reserve on special teams and limited snaps at center late in the fourth quarter.
- At Houston (1/3), played as a reserve on special teams in the Titans' division-clinching victory.

2019 (15/5, 3/0 - Tennessee): Played in 15 games with four starts at right guard and one start at center while helping Derrick Henry lead the NFL with 1,540 rushing yards. Dressed but did not play in one game. Saw action as a reserve in all three postseason contests.

- At Cleveland (9/8), started at right guard in his Titans debut and opened holes for Titans' ball carriers to gain 123 yards on the ground. It marked his first start since his 2015 rookie season as a member of the Miami Dolphins.
- Against Indianapolis (9/15), started at right guard.
- At Jacksonville (9/19), started at right guard.
- At Atlanta (9/29), started at right guard and was a part of an offensive front that did not allow a sack on 27 pass attempts, while opening holes for Titans' ball carriers to gain 138 yards on the ground.
- Against L.A. Chargers (10/20), entered the game as a reserve at right guard in the second quarter and helped the offense amass 403 total yards.
- Against Tampa Bay (10/27), saw significant action as a reserve at left guard after Rodger Saffold left the game in the first quarter with an injury.
- At Carolina (11/3), made his first start of the season at center.
- At New England (1/4), made his postseason debut as a reserve on special teams.

2018 (0/0 - Atlanta, Indianapolis, Tennessee): Spent the preseason with the Atlanta Falcons before being waived during roster cuts. Signed by the Indianapolis Colts to the team's practice squad during Week 1 but was waived the following week. Signed by the Titans to the practice squad during Week 5 where he spent the remainder of the season.

2017 (0/0 - New England, Atlanta): Spent the preseason with the New England Patriots before being waived during roster cuts. Signed by the Atlanta Falcons to the team's practice squad during Week 1 where he spent majority of the season. Signed to the Falcons' active roster during Week 17 but did not appear in a contest.

2016 (1/0 - Miami, New England): Began the season on the Miami Dolphins practice squad. Was signed to the active roster and appeared in one contest before being waived in Week 6. Signed by the New England Patriots to the team's practice squad in Week 7 where he spent the rest of the season.

- At Cincinnati (9/29), saw action at guard as a reserve.

2015 (16/6 - Miami): Appeared in 16 games with six starts as a rookie.

- At Washington (9/13), made his NFL debut and started at right guard.



49 NICK DZUBNAR

LINEBACKER • 6'1" • 240 LBS • COLLEGE: CAL POLY — SAN LUIS OBISPO
ACQUIRED: UNRESTRICTED FREE AGENT (LOS ANGELES CHARGERS) - 2020
NFL EXPERIENCE (NFL/TITANS): 6/1 • HOMETOWN: MISSION VIEJO, CALIF.
GAMES PLAYED/GAMES STARTED: 81/0 (PLAYOFFS: 2/0)

PRO: Nick Dzubnar is a savvy linebacker that has excelled on special teams coverage units during his NFL career. The 6-foot-1-inch, 240-pounder joined the Titans as a free agent in 2020 after spending time his first five seasons with the Chargers organization. Dzubnar, a former rookie free agent, will look to make his biggest impact as a core member of the Titans' special teams units having collected 61 special teams stops in 65 career games, as well as provide veteran depth in the linebacking corps.

CAREER HIGHLIGHTS:

- In 2019, Dzubnar appeared in all 16 games for the third time in his career, posting 12 special teams tackles.
- In 2018, Dzubnar collected 15 special teams tackles on coverage units and tied for the team lead with three special teams tackles in the 2018 postseason.
- In 2017, Dzubnar led the Chargers with a career-best 21 special teams tackles.

TITANS TIDBITS:

- Dzubnar feels he was better at hockey than football in high school. He participated as a Junior Anaheim Duck in his youth.
- Dzubnar's last name is pronounced duh-ZOOB-nar.

CAREER TRANSACTIONS:

- The Mission Viejo, Calif., native was originally signed by the San Diego Chargers as undrafted free agent on May 12, 2015.
- Waived by the Los Angeles Chargers on Sept. 4, 2017 and signed to the team's practice squad two days later.
- Signed by the Chargers to their active roster from the practice squad on Sept. 23, 2017.
- Signed by the Titans as an unrestricted free agent on March 26, 2020.

SEASON RECAPS:

2020 (16/0 - Tennessee): Led the team with 13 special teams tackles. Has led or tied for the team lead in special teams tackles five times in 2020 (vs. BUF, vs. HOU, vs. CLE, at GB, at HOU).

- At Denver (9/14), made his Titans debut as a reserve at linebacker and on special teams coverage units. Collected a tackle on defense. Stuffed Melvin Gordon III for no gain on a third-and-goal rush from the one-yard line in the second quarter.
- Against Jacksonville (9/20), saw action as a reserve on special teams.
- At Minnesota (9/27), played as a reserve on special teams.
- Against Buffalo (10/13), led the team with three special teams tackles on coverage units.
- Against Houston (10/18), registered a special teams tackle on coverage units.
- Against Pittsburgh (10/25), posted a special teams tackle on coverage units.
- At Cincinnati (11/1), notched a special teams tackle on coverage units.
- Against Chicago (11/8), tallied a special teams tackle on coverage units.
- Against Indianapolis (11/12), played as a reserve on special teams.
- At Baltimore (11/22), totaled a special teams tackle on coverage units.
- At Indianapolis (11/29), played as a reserve on special teams.
- Against Cleveland (12/6), tied for the team lead with a special teams stop on coverage units.
- At Jacksonville (12/13), saw action as a reserve on special teams.
- Against Detroit (12/20), collected a special teams tackle on coverage units.
- At Green Bay (12/27), led the team with two special teams tackles on coverage units.

- At Houston (1/3), notched a special teams tackle on coverage units in the Titans' division-clinching victory.

2019 (16/0 - L.A. Chargers): Saw action as a reserve in all 16 games and tallied 12 tackles on special teams.

- Against Indianapolis (9/8), appeared on special teams in his 50th career game.
- At Oakland (11/7), notched two tackles on special teams.
- At Jacksonville (12/8), recorded three tackles on special teams coverage units.
- Against Oakland (12/22), posted a pair of stops on special teams, reaching 60 career special teams tackles.

2018 (16/0 - L.A. Chargers): Appeared as a reserve in all 16 games and recorded 15 special teams tackles. Saw action in both postseason games and registered three special teams tackles.

- Against San Francisco (9/30), posted his third special teams tackle of the season. Provided a block on Desmond King II's 56-yard punt return at the end of the first half.
- At Pittsburgh (12/2), registered two special teams tackles, giving him 10 on the season. Threw a key block on Desmond King II's 73-yard punt return for a touchdown.
- Against Cincinnati (12/9), posted three tackles on special teams.
- At Denver (12/30), posted two special teams tackles.
- At Baltimore (1/6), made his NFL postseason debut in the wild card matchup and finished with a tackle on special teams.
- At New England (1/13), registered a pair of special teams tackles in the divisional playoff contest.

2017 (13/0 - L.A. Chargers): Appeared in 13 games as a reserve and tallied a team-high 21 special teams tackles with 13 on kickoff coverage and eight on punt coverage. Was inactive for one contest. Spent the first two weeks of the season on the Chargers' practice squad. Named Pro Football Journal second team All-AFC as a special teamer.

- At N.Y. Giants (10/8), recorded two special teams tackles on kickoff coverage and one on punt coverage.
- Against Denver (10/22), registered two special teams tackles on punt coverage, including one that forced Denver to start the ensuing drive inside the 20-yard line.
- Against Buffalo (11/19), collected a season-high five special teams tackles on kickoff coverage with one pinning the Bills inside their 20.
- Against Washington (12/10), appeared in the 30th game of his career, totaling three special teams tackles on kickoff coverage, including one that pinned Washington inside their 20. Added another special teams tackle on punt coverage.

2016 (4/0 - San Diego): Appeared in four games, finishing with six tackles. Was inactive for one contest. Suffered a season-ending injury and was placed on injured reserve on Oct. 10.

- At Indianapolis (9/25), posted a career-high four tackles.

2015 (16/0 - San Diego): Appeared in all 16 games as a reserve, finishing with two assisted tackles. Led the team with 13 special teams tackles.

- At Green Bay (10/18), tied for a team high with two tackles on special teams.
- Against Oakland (10/25), saw the first action of his career on defense and assisted on two tackles.

COLLEGE:

- Played four seasons (2011-14) at Cal Poly — San Luis Obispo, ending his Mustang career as the second-leading tackler in school history with 414 stops.
- Added 24 tackles for loss, four sacks, seven forced fumbles, five interceptions and 15 passes defended.
- As a senior (2014), after setting a single-season school record with 167 tackles, earned All-America, first-team All-Big Sky and team MVP honors.
- Finished sixth in voting for the Buck Buchanan Award, which recognizes the top defensive player in Football Championship Subdivision.
- Recognized as third-team All-Big Sky as a junior and was named honorable mention All-Big Sky as a sophomore.
- Redshirted during the 2010 campaign.
- Earned a degree in construction management from Cal Poly — San Luis Obispo.

1972.

- Was Senior class president and a four-year ASB member.
- Grew up surfing, wrestling and playing hockey.
- His brother-in-law is former Chargers offensive tackle Cory Lekkerkerker.
- Follow Dzubnar on Twitter and Instagram at @NickDzubnar.
- Born Nicholas David Dzubnar on Aug. 15, 1991 in Anaheim, Calif.

PERSONAL:

- Earned All-Orange County and All-CIF Southern Section Pac-5 honors at Mission Viejo (Calif.) High School.
- Recognized as a team captain, first-team All-League and as the league's Defensive MVP.
- Wrestled at 215 pounds and helped the school to its first league title since

NICK DZUBNAR'S TITANS GAME-BY-GAME

2020 Tennessee Titans

Date	Opp	W/L	P/S	Tot	Solo	Asst	Sk	-Yds	QBP	TFL	Int	-Yds	-TD	PD	FF	FR	-Yds	SpT	
Sept 14	@ Den	W	p	1	1	0	0.0	0.0	0	0	0	0	0	0	0	0	0	0	0
Sept 20	Jax	W	p	0	0	0	0.0	0.0	0	0	0	0	0	0	0	0	0	0	0
Sept 27	@ Min	W	p	0	0	0	0.0	0.0	0	0	0	0	0	0	0	0	0	0	0
Oct 13	Buf	W	p	0	0	0	0.0	0.0	0	0	0	0	0	0	0	0	0	0	3
Oct 18	Hou	W	p	0	0	0	0.0	0.0	0	0	0	0	0	0	0	0	0	0	1
Oct 25	Pit	L	p	0	0	0	0.0	0.0	0	0	0	0	0	0	0	0	0	0	1
Nov 1	@ Cin	L	p	0	0	0	0.0	0.0	0	0	0	0	0	0	0	0	0	0	1
Nov 8	Chi	W	p	0	0	0	0.0	0.0	0	0	0	0	0	0	0	0	0	0	1

Nov 12	Ind	L	p	0	0	0	0.0	0.0	0	0	0	0	0	0	0	0	0	0	0
Nov 22	@ Bal	W	p	0	0	0	0.0	0.0	0	0	0	0	0	0	0	0	0	0	1
Nov 29	@ Ind	W	p	0	0	0	0.0	0.0	0	0	0	0	0	0	0	0	0	0	0
Dec 6	Cle	L	p	0	0	0	0.0	0.0	0	0	0	0	0	0	0	0	0	0	1
Dec 13	@ Jax	W	p	0	0	0	0.0	0.0	0	0	0	0	0	0	0	0	0	0	0
Dec 20	Det	W	p	0	0	0	0.0	0.0	0	0	0	0	0	0	0	0	0	0	1
Dec 27	@ GB	L	p	0	0	0	0.0	0.0	0	0	0	0	0	0	0	0	0	0	2
Jan 3	@ Hou	W	p	0	0	0	0.0	0.0	0	0	0	0	0	0	0	0	0	0	1
Totals				11-5	16/0		1	1	0	0.0	0.0	0	0	0	0	0	0	0	13

NICK DZUBNAR'S NFL STATISTICS

REGULAR SEASON

Year	Team	GP	GS	TACKLES						INTERCEPTIONS					FUMBLES					
				Tot	Solo	Asst	Sk	Yds	QBP	TFL	No	Yds	Lg	TD	PD	FF	FR	Yds	SpT	
2015	San Diego	16	0	2	0	2	0.0	0.0	0	0	0	0	-	0	0	0	0	0	0	13
2016	San Diego	4	0	6	3	3	0.0	0.0	0	0	0	0	-	0	0	0	0	0	0	0
2017	L.A. Chargers	13	0	0	0	0	0.0	0.0	0	0	0	0	-	0	0	0	0	0	0	21
2018	L.A. Chargers	16	0	0	0	0	0.0	0.0	0	0	0	0	-	0	0	0	0	0	0	15
2019	L.A. Chargers	16	0	0	0	0	0.0	0.0	0	0	0	0	-	0	0	0	0	0	0	12
2020	Tennessee	16	0	1	1	0	0.0	0.0	0	0	0	0	0	0	0	0	0	0	0	13
NFL Totals		81	0	9	4	5	0.0	0.0	0	0	0	0	0	0	0	0	0	0	0	74

PLAYOFFS

Year	Team	GP	GS	TACKLES						INTERCEPTIONS					FUMBLES					
				Tot	Solo	Asst	Sk	Yds	QBP	TFL	No	Yds	Lg	TD	PD	FF	FR	Yds	SpT	
2018	L.A. Chargers	2	0	0	0	0	0.0	0.0	0	0	0	0	-	0	0	0	0	0	0	3
NFL Totals		2	0	0	0	0	0.0	0.0	0	0	0	0	-	0	0	0	0	0	0	3

Single-Game Highs

Tackles - 4 at Indianapolis (9/25/16)
 Special Teams Tackles - 5 vs. Buffalo (11/19/17)


Playoff Single-Game Highs

Special Teams Tackles - 2 at New England (1/13/19)



32 DARRYNTON EVANS

RUNNING BACK • 5'10" • 203 LBS • COLLEGE: APPALACHIAN STATE
ACQUIRED: 3RD ROUND - 2020 • NFL EXPERIENCE (NFL/TITANS): ROOKIE
HOMETOWN: OAK HILL, FLA.
GAMES PLAYED/GAMES STARTED: 5/0 (PLAYOFFS: 0/0)



PRO: The Titans selected Darrynton Evans in the third round (93rd overall) of the 2020 NFL Draft. The 5-foot-10-inch, 203-pounder brings a complete skill set to the running back corps, excelling in rushing between the tackles, blocking, and the ability to catch the ball out of the backfield. The Appalachian State product has also shown big-play ability having posted 11 rushes of at least 50 yards in his final two seasons for the Mountaineers. As a junior in 2019, Evans scored 24 total touchdowns which ranked third nationally.

CAREER HIGHLIGHTS:

- Evans was named the 2019 Sun Belt Offensive Player of the Year after posting 1,480 rushing yards and scoring 24 total touchdowns.
- In 2019, Evans joined Stanford's Christian McCaffrey (2015) and East Carolina's Chris Johnson (2007) as the only FBS players this millennium with at least 1,400 rushing yards, five touchdown receptions and a kickoff return for a score in the same season.
- In 2018, Evans was selected first-team All-Sun Belt after compiling a league-leading 1,187 rushing yards and nine total touchdowns. His 6.6-yards per carry was the third-best season average in Appalachian State history for a player with at least 150 attempts.

TITANS TIDBITS:

- In 2019, Evans' mother, Evelyn, a retired probation officer for the Department of Corrections, was diagnosed with endometrial cancer. Luckily, doctors caught it early, but she couldn't come to his games for half of the season because of treatment and needing to be close to home. But once she was cleared to attend, she didn't miss another game. At the NFL Scouting Combine in February, Evans raised money and brought awareness to ECANA (Endometrial Cancer Action Network for African-Americans) by getting pledges for every inch of his vertical leap. He raised more than \$3,200 with a vertical of 37 inches.
- Evans grew up with and went to high school with San Francisco 49ers running back Raheem Mostert, Tampa Bay Buccaneers safety D'Cota Dixon and Washington linebacker Cole Holcomb. Mostert, who led the NFC champion 49ers in rushing in 2019, was among the first to reach out to Evans on social media during the draft, tweeting three simple words: "We built different!"
- Evans got a headstart on the Titans' playbook during his final season at Appalachian State. Every year, the Mountaineer coaches study one NFL offense and incorporate some of its principles into their own playbook. It just so happened that App State chose the Titans prior to the 2019 season.
- Evans earned a grade point average of 3.34 and was tabbed the Sun Belt's Top Scholar by Street & Smith magazine.
- Evans enjoys playing video games, particularly NBA2K, Call of Duty and Madden, solving rubix cubes and producing music in his spare time.

CAREER TRANSACTIONS:

- The Oak Hill, Fla., native was selected by the Titans in the third round (93rd overall) of the 2020 NFL Draft.

SEASON RECAPS:

2020 (5/0): Placed on injured reserve on Oct. 15, 2020. Activated from injured reserve designated to return on Dec. 7, 2020. Has tied for the team lead in special teams tackles once in 2020 (at HOU). Made his NFL debut at Minnesota (9/27/20). Scored his first career touchdown on a three-yard reception against Detroit (12/20/20).

- At Denver (9/14), was inactive.
- Against Jacksonville (9/20), was inactive.

- At Minnesota (9/27), played as a reserve at running back in his first NFL contest and carried the ball three times for nine yards.
- Against Buffalo (10/13), saw action as a reserve at running back and rushed twice for 12 yards before leaving the contest in the second stanza with an injury.
- At Jacksonville (12/13), was inactive.
- Against Detroit (12/20), returned to the lineup as a reserve at running back and carried the ball eight times for 30 yards. Caught two passes for 27 yards with his first career score. Set up a Titans' touchdown with a 24-yard catch down to the Lions' five-yard line in the fourth quarter. Gave the Titans a 46-25 lead with his first career touchdown on a three-yard scoring catch late in the final stanza.
- At Green Bay (12/27), played as a reserve at running back and as a kickoff returner. Rushed once for three yards and returned six kickoffs for 145 yards.
- At Houston (1/3), saw action as a reserve at kick returner and on special teams coverage units in the Titans' division-clinching victory. Returned one kickoff for 16 yards. Notched a special teams stop on punt coverage.

COLLEGE:

- In three on-field seasons at Appalachian State (2016, 2018-19), Evans appeared in 39 games and made 22 starts. He was a two-time All-Sun Belt first-team selection and was the Sun Belt's Offensive Player of the Year in 2019. Evans was a two-time Sun Belt Championship Game MVP and MVP of the 2019 New Orleans Bowl. He finished his career with 2,884 rushing yards (ninth all-time at Appalachian State) despite being the primary running back for just 23 career games. Set school records for most career rushes without a fumble (482) and single-season rushes without a fumble (255 in 2019). Had 4,642 all-purpose yards, including 1,439 yards on kickoff returns and 319 yards as a receiver, plus 14 passing yards on a forward-flipped jet sweep. Scored 34 total touchdowns with 25 rushing, six receiving and a program-record three as a kick returner. Totaled 11 runs of at least 50 yards in his final two seasons.

AS A JUNIOR (2019), named Sun Belt Offensive Player of the Year after producing 2,064 all-purpose yards, including 1,480 rushing on 255 carries, 198 receiving yards on 21 catches and 386 yards on 16 kickoff returns. Scored 24 total touchdowns (18 rushing, five receiving, one on a kickoff return) to rank third nationally, tie the Sun Belt's single-season record and post the second-highest single-season total in Appalachian State history. Made watch lists for Maxwell, Doak Walker Award and Paul Hornung awards.

- Against Charlotte (9/7), became the first player this millennium to post at least 200 rushing yards (239), score three rushing touchdowns and have a kickoff return for a touchdown (45 yards) in the same game.
- At North Carolina (9/21), rushed for three touchdowns and 78 yards in the 34-31 win.
- Against Louisiana-Monroe (10/19), rushed 17 times for 136 yards with a touchdown and added three catches for 41 yards with another score.
- Against Texas State (11/23), carried the ball 21 times for 154 yards and completed one pass for 14 yards
- Against Louisiana (12/7), named MVP of the Sun Belt Championship Game after posting three touchdowns (one rushing, two on receptions) to help App State build a 21-0 lead in the first quarter.
- Against Alabama-Birmingham (12/21), selected as MVP of the New Orleans Bowl. Rushed 19 times for 157 yards with a touchdown.

AS A REDSHIRT SOPHOMORE (2018), named first-team All-Sun Belt after registering a league-leading 1,187 rushing yards on 179 attempts,

even though he didn't become the team's primary running back until Game 5, following a season-ending injury to starter Jalin Moore. His 6.6-yards per carry was the third-best season average in Appalachian State history for a player with at least 150 attempts. His nine touchdowns included seven rushing, one receiving and one via a kickoff return. Caught 12 passes for 87 yards. Returned 15 kickoffs for 490 yards with a score. As the primary back over the final nine games, rushed for 1,060 yards for an average of 117.8 yards per game. Led the Sun Belt at 91.3 rushing yards per game and second at 135.7 all-purpose yards per game. Rushed for more than 100 yards in seven of the last nine games.

- At Penn State (9/1), posted a 100-yard kickoff return in the first quarter of an overtime loss in the season opener. It marked the second consecutive game with a kickoff return touchdown going back to the Camellia Bowl to end his true freshman season in 2016. The two scores occurred over a span of three returns.

- Against Louisiana (10/20), had a then career-high 183 rushing yards with a touchdown and added 20-yard touchdown catch in the regular season win.

- At Coastal Carolina (11/3), tallied 159 rushing yards on 27 carries with a score.

- Against Georgia State (11/17), rushed the ball 15 times for 127 yards with a touchdown.

- Against Louisiana (12/1), totaled 218 all-purpose yards to become the Sun Belt Championship MVP. Posted 111 rushing yards on 17 carries. Also had a 97-yard kickoff return to set up a short touchdown run.

AS A SOPHOMORE (2017), redshirted because of an injury.

AS A FRESHMAN (2016), played in the final 12 games of the season, contributing as a kickoff returner and as a backup running back. Rushed for 217 yards on 48 carries and hauled in six passes for 34 yards. Returned 25 kickoffs for 563 yards with a touchdown. Finished with 814 all-purpose yards.

- At Akron (9/24), carried the ball three times for 22 yards and caught one pass for 23 yards. Returned six kickoffs for 154 yards.

- Against Toldeo (12/17), returned a kickoff 94 yards for a touchdown in the Camellia Bowl win.

- Graduated with a degree in communication studies with a minor in sports science and coaching from Appalachian State.

PERSONAL:

- Attended New Smyrna Beach (Fla.) High School and was named honorable-mention 6A All-State and first-team All-Area as a team captain and two-time team MVP.

- Rushed for more than 1,600 yards and 25 touchdowns over his final two high school seasons despite missing six games due to injury.

- As a senior (2105), recorded 940 rushing yards and nine touchdowns in just seven games. Participated in Central Florida East-West All-Star game.

- As a junior (2014), had a breakout campaign, rushing for nearly 700 yards and 16 touchdowns before suffering a broken thumb that forced him to miss the final three games of the season.

- Was an honor roll student and member of the National Honor Society.

- Also participated in track (100, long jump, 200, 4x100), and played basketball.

- Son of Darry and Evelyn Evans and has two older sisters, Kristen and Dasmine, and an older brother, Darryl II.

- Follow Evans on Twitter and Instagram at @ItzLiveee

- Born Darrynton L.A. Evans on July 9, 1998 in Daytona Beach, Fla.

DARRYNTON EVANS' COLLEGE STATISTICS

Year	Team	RUSHING							RECEIVING				
		GP	GS	Att	Yds	Avg	Lg	TD	No	Yds	Avg	Lg	TD
2016	Appalachian St.	12	0	48	217	4.5	25	0	6	34	5.7	23	0
2017	Appalachian St.	Redshirted											
2018	Appalachian St.	13	8	179	1,187	6.6	79t	7	12	87	7.3	25	1
2019	Appalachian St.	14	14	255	1,480	5.8	87t	18	21	198	9.4	58t	5
College Totals		39	22	482	2,884	6.0	87t	25	39	319	8.2	58t	6

Year	Team	PUNT RETURNS						KICKOFF RETURNS				
		No	FC	Yds	Avg	Lg	TD	No	Yds	Avg	Lg	TD
2016	Appalachian St.	0	0	0	0.0	-	0	25	563	22.5	94t	1
2017	Appalachian St.	Redshirted										
2018	Appalachian St.	0	0	0	0.0	-	0	15	490	32.7	100t	1
2019	Appalachian St.	0	0	0	0.0	-	0	16	386	24.1	45t	1
College Totals		0	0	0	0.0	-	0	56	1,439	25.7	100t	3

Single-Game Highs

- Rushes - 27 at Coastal Carolina (11/3/18)
- Rushing Yards - 234 vs. Charlotte (9/7/19)
- Long Rush - 87t vs. Charlotte (9/7/19)
- Rushing Touchdowns - 3 (Three times, last vs. Texas State 11/23/19)
- Receptions - 3 (Twice, last at Troy 11/29/19)
- Receiving Yards - 63 vs. Louisiana (12/7/19)
- Long Reception - 58t vs. Louisiana (12/7/19)
- Receiving Touchdowns - 2 vs. Louisiana (12/7/19)

- Kickoff Returns - 6 at Akron (9/24/16)
- Kickoff Return Yards - 154 at Akron (9/24/16)
- Long Kickoff Return - 100t at Penn State (9/1/18)
- Kickoff Return Touchdowns - 1 (Three times, last vs. Charlotte 9/7/19)

Additional Statistics

- Passing - 1 for 1 for 14 yards vs. Texas State (11/23/19)

DARRYNTON EVANS' GAME-BY-GAME

2020 Tennessee Titans				RUSHING					RECEIVING																							
Date	Opp	W/L	P/S	Att	Yds	Avg	Lg	TD	No	Yds	Avg	Lg	TD																			
Sept 14	@ Den	W	IA											Nov 12	Ind	L	IR															
Sept 20	Jax	W	IA											Nov 22	@ Bal	W	IR															
Sept 27	@ Min	W	p	3	9	3.0	4	0	0	0	-	0	0	Nov 29	@ Ind	W	IR															
Oct 13	Buf	W	p	2	12	6.0	9	0	0	0	-	0	0	Dec 6	Cle	L	IR															
Oct 18	Hou	W	IR											Dec 13	@ Jax	W	IA															
Oct 25	Pit	L	IR											Dec 20	Det	W	p	8	30	3.8	9	0	2	27	13.5	24	1					
Nov 1	@ Cin	L	IR											Dec 27	@ GB	L	p	1	3	3.0	3	0	0	0	-	0	0					
Nov 8	Chi	W	IR											Jan 3	@ Hou	W	p	0	0	-	0	0	0	0	-	0	0					
														Totals																		
															11-5	5/0	14	54	3.9	9	0	2	27	13.5	24	1						

DARRYNTON EVANS' NFL STATISTICS

REGULAR SEASON		RUSHING								RECEIVING				
Year	Team	GP	GS	No	Yds	Avg	Lg	TD	Att	Yds	Avg	Lg	TD	
2020	Tennessee	5	0	14	54	3.9	9	0	2	27	13.5	24	1	
NFL Totals		5	0	14	54	3.9	9	0	2	27	13.5	24	1	

REGULAR SEASON		PUNT RETURNS					KICKOFF RETURNS					
Year	Team	No	FC	Yds	Avg	Lg	TD	No	Yds	Avg	Lg	TD
2020	Tennessee	0	0	0	-	0	0	9	206	22.9	31	0
NFL Totals		0	0	0	-	0	0	9	206	22.9	31	0

Single-Game Highs

Rushes - **8 vs. Detroit (12/20/20)**

Rushing Yards - **30 vs. Detroit (12/20/20)**

Long Rush - **9 (Twice, last 8 vs. Detroit 12/20/20)**

Touchdowns -

Receptions - **2 vs. Detroit (12/20/20)**

Receiving Yards - **27 vs. Detroit (12/20/20)**

Long Reception - **24 vs. Detroit (12/20/20)**

Touchdowns - **1 vs. Detroit (12/20/20)**

Kickoff Returns - **6 at Green Bay (12/27/20)**

Kickoff Return Yards - **145 at Green Bay (12/27/20)**

Long Kickoff Return - **31 at Green Bay (12/27/20)**

Additional Statistics

Special Teams Tackles - **1 (2020)**



54 RASHAAN EVANS

LINEBACKER • 6'2" • 232 LBS • COLLEGE: ALABAMA

ACQUIRED: 1ST ROUND - 2018 • NFL EXPERIENCE (NFL/TITANS): 3/3

HOMETOWN: AUBURN, ALA.

GAMES PLAYED/GAMES STARTED: 47/39 (PLAYOFFS: 3/3)



PRO: The Titans traded up to select Rashaan Evans with the 22nd overall pick in the first round of the 2018 NFL Draft. The 6-foot-2 inch, 232-pound defender was identified as a playmaker that could quickly bolster the linebacking corps and develop into a leader on defense. He appeared in all but one game in his first two campaigns, including starts at inside linebacker in every game of 2019. He led the Titans defense with 139 tackles and 11 tackles for loss in his second season. At Alabama, Evans tied for a team-leading 74 tackles as a senior while helping the Crimson Tide capture a 2018 College Football Playoff National Championship title.

CAREER HIGHLIGHTS:

- In 2019, Evans started every game during the regular season and playoffs. He led the team with 139 tackles and 11 tackles for loss.
- As a rookie in 2018, Evans played in 15 games with seven starts at inside linebacker and totaled 63 tackles, six quarterback pressures, two tackles for loss and three passes defended.

TITANS TIDBITS:

- Upon being drafted by Tennessee, Evans was reunited with former Crimson Tide teammate Derrick Henry. Henry phoned Evans immediately after he was selected with the 22nd pick to congratulate him.
- He has two pregame rituals. Evans prays before each game and pulls grass from the field early in pregame to get a feel for the turf.
- His nickname is 'Razor, because I cut up.'
- At Alabama, Evans shared the field with his brother, Alex, a member of the Crimson Tide spirit squad.
- Two of his football role models are DeMarcus Ware and Lawrence Taylor. He met Ware, who also is from Auburn, Ala., at the 2018 NFL Draft. He later had a chance to meet Taylor during a trip to Miami and calls each experience an "amazing moment."
- Growing up in rural Alabama, Evans would chase wild horses to work on improving his speed and athleticism.
- Evans' father, Alan, was a star running back at Auburn. Evans' mother, Chenavis, received four degrees from Auburn, including her doctorate. Evans' older sister was a cheerleader at Auburn, and despite the family ties including his cousins attending Auburn, Evans stuck with his gut and instead chose Alabama.

CAREER TRANSACTIONS:

- The Auburn, Ala., native was selected by the Titans in the first round (22nd overall) of the 2018 NFL Draft.

SEASON RECAPS:

2020 (16/16): Finished third on the team with 96 tackles. Has led the team in tackles twice in 2020 (vs. BUF, at BAL). Has led or tied for the team lead in quarterback pressures three times in 2020 (at BAL, vs. CLE, at GB). Has tied for the team lead in passes defended twice in 2020 (at JAX, at HOU).
• At Denver (9/14), started at linebacker and collected a tackle before being ejected late in the first quarter.
• Against Jacksonville (9/20), started at linebacker and posted seven tackles.
• At Minnesota (9/27), started at linebacker and registered seven tackles and a fumble recovery. Recovered a Dalvin Cook fumble that was forced by Johnathan Joseph and returned it 25 yards to the Vikings' 20-yard line setting up a Titans' field goal in the opening quarter.
• Against Buffalo (10/13), started at linebacker and led the team with eight tackles.
• Against Houston (10/18), started at linebacker and produced seven

tackles and a quarterback pressure. Combined with Jeffery Simmons to stuff David Johnson for no gain on a goalline rush in the second quarter. Shot through the line and stuffed David Johnson for no gain on a goalline rush in the fourth quarter.

- Against Pittsburgh (10/25), started at linebacker and registered five tackles and a pass defended.
- At Cincinnati (11/1), started at linebacker and posted seven tackles. Combined with Jayon Brown to stop Samaje Perine for a one-yard loss on a rush off right guard in the fourth quarter.
- Against Chicago (11/8), started at linebacker and tallied four tackles, including a half sack and a quarterback pressure. Teamed with DaQuan Jones to drop Nick Foles for a sack early in the fourth quarter.
- Against Indianapolis (11/12), started at linebacker and collected six tackles. Finished off a goalline stand by stuffing Jordan Wilkins for no gain a fourth-down rush off right guard in the third quarter.
- At Baltimore (11/22), started at linebacker and led the team with nine tackles. Combined with Harold Landry III to stuff Lamar Jackson for no gain on a rush early in the fourth quarter.
- At Indianapolis (11/29), started at linebacker and recorded four tackles and a pass defended. Broke up a pass intended for Zach Pascal on the first play of the fourth quarter.
- Against Cleveland (12/6), started at linebacker and tallied six tackles, including a stop for loss and a quarterback pressure. Teamed with Jeffery Simmons to stonewall Kareem Hunt for a one-yard loss on a rush up the middle in the opening stanza.
- At Jacksonville (12/13), started at linebacker and notched eight tackles, two passes defended and a quarterback pressure. Ended a Jaguars' drive by breaking up a third-and-four pass intended for Laviska Shenault Jr. late in the first quarter. Batted down a deep pass intended for Keelan Cole Sr. in the second stanza.
- Against Detroit (12/20), started at linebacker and produced eight tackles.
- At Green Bay (12/27), started at linebacker and registered five tackles with a quarterback pressure.
- At Houston (1/3), started at linebacker and notched four tackles and a pass defended in the Titans' division-clinching victory. Deflected a pass intended for David Johnson in the first quarter.

2019 (16/16, 3/3): Started all 16 games at linebacker and led the team with a career-best 139 tackles and 11 stops for loss. Also posted 2.5 sacks, 11 quarterback pressures, a pass defended and a fumble recovery he returned for a touchdown. Started all three postseason contests and recorded 22 tackles, two quarterback pressures and three stops for loss. Led the team in tackles seven times (at ATL, vs. BUF, at DEN, vs. LAC, vs. TB, at CAR, at NE). Tied for the team lead in sacks twice (vs. KC, vs. JAX).

- At Atlanta (9/29), led the team with 10 tackles, a half sack, a stop for loss and two quarterback pressures. Combined with Isaiah Mack to drop Matt Ryan for a five-yard sack in the final quarter.
- Against Buffalo (10/6), led the team with 10 tackles, including a stop for loss. Stonewalled Frank Gore for a one-yard loss in the first quarter.
- At Denver (10/13), led the team with 11 tackles. Forced the Broncos to kick a field goal by stonewalling Phillip Lindsay for no gain on a third-and-one rush in the second quarter.
- Against L.A. Chargers (10/20), led the team with 11 tackles, including a stop for loss and a quarterback pressure. Combined with Logan Ryan to stuff Melvin Gordon for a two-yard loss on a rush off right guard in the opening quarter. Combined with Jeffery Simmons to stop Gordon for no gain on first-and-goal during the final goal-line stand.
- Against Tampa Bay (10/27), led the team with a career-best 14 tackles, including a stop for loss. Shot through the line and stuffed Dare

Ogunbowale for a two-yard loss on a third-and-four rush up the middle in the second quarter.

- At Carolina (11/3), led the team with 12 tackles to go along with a quarterback pressure.
- Against Kansas City (11/10), registered seven tackles, a sack, two stops for loss, two quarterback pressures and a fumble recovery he returned for a touchdown. Stopped Darwin Thompson for a one-yard loss on a rush off left end in the second quarter. Scooped up a Damien Williams' fumble that was forced by David Long Jr. and raced 53 yards for a touchdown, his first career score, in the second stanza. Halted a Chiefs' drive by dropping Patrick Mahomes for a five-yard sack on third-and-two late in the fourth quarter.
- Against Jacksonville (11/24), notched three tackles, a sack, a stop for loss and a quarterback pressure. Dropped Nick Foles for a six-yard sack late in the fourth quarter.
- Against New Orleans (12/22), started at linebacker and produced 10 tackles, including two stops for loss. Stuffed Alvin Kamara for a one-yard loss on a rush up the middle in the first quarter. Stopped Deonte Harris for no gain on a short pass in the fourth quarter. Teamed with Matt Dickerson to stonewall Latavius Murray for a one-yard loss on a rush off left guard in the final quarter.
- At New England (1/4), started at linebacker in his first career postseason game and led the team with 12 tackles, including a team-high three tackles for loss. Stuffed Rex Burkhead for a one-yard loss on a rush off left guard in the first quarter. Combined with Jayon Brown to stonewall Sony Michel for no gain on a rush off right tackle in the opening quarter. Stopped Michel for a one-yard loss on a first-and-goal rush off left tackle during the Titans' goal-line stand in the second quarter. Shot through the line and stuffed Michel for a two-yard loss on a third-and-goal rush during the Titans' goal-line stand in the second quarter.
- At Baltimore (1/11), recorded nine tackles and two quarterback pressures. Stopped Mark Ingram II for no gain on a rush off right guard in the opening quarter.
- At Kansas City (1/19), started at linebacker but was in and out of the lineup because of injury. Registered a tackle on defense.

2018 (15/7): Played in 15 games with seven starts at linebacker as a rookie. Collected 63 tackles, six quarterback pressures, two tackles for loss and three passes defended. Was inactive for one contest. Led the team in tackles twice (vs. BAL, vs. NYJ). Tied for the team lead in passes defended once (vs. PHI). Saw action in his first career NFL game against Houston (9/16/18). Made his first career start at Jacksonville (9/23/18).

- Against Houston (9/16), made his NFL debut on special teams.
- At Jacksonville (9/23), made his first career start at linebacker and posted a tackle.
- Against Philadelphia (9/30), saw significant action as a reserve at linebacker and notched four tackles, a quarterback pressure and a pass defended.
- Against Baltimore (10/14), started at linebacker and led the team with nine tackles, including a stop for loss. Combined with Brian Orakpo to stuff Alex Collins for a one-yard loss on a rush off right end in the first quarter. Stopped Gus Edwards for no gain on a rush off right tackle late in the fourth quarter.
- Against New England (11/11), played as a reserve at linebacker and notched two tackles, two quarterback pressures and a pass defended. Combined with Austin Johnson to stop Sony Michel for no gain on a rush up the middle in the second quarter.
- At Houston (11/26), started at linebacker and recorded seven tackles and a quarterback pressure. Halted a Texans' drive by stuffing Alfred Blue for no gain on a third-and-one rush early in the fourth quarter.
- Against N.Y. Jets (12/2), played as a reserve at linebacker and led the team with eight tackles. Stuffed Isaiah Crowell for no gain on a rush off right guard in the second quarter. Ended a Jets' drive by stonewalling Crowell for no gain on a run up the middle on third-and-two in the second stanza. Stopped Elijah McGuire for no gain on a rush off right tackle in the fourth quarter.
- Against Jacksonville (12/6), saw action as a reserve at linebacker and amassed five tackles and a quarterback pressure. Shot through the line and stonewalled Leonard Fournette for no gain on a fourth-and-goal rush from the one-yard line in the second quarter. Combined with Adoree' Jackson to stuff Carlos Hyde for a two-yard loss on a short pass in the second quarter.
- At N.Y. Giants (12/16), started at linebacker and posted five tackles, including a stop for loss and a quarterback pressure in the Titans' first shutout win since 2000. Stuffed Saquon Barkley for no gain on a rush up

the middle late in the first quarter. Stonewalled Barkley for a four-yard loss on a rush off left end to begin the second half.

- Against Washington (12/22), played as a reserve at linebacker and totaled six tackles. Halted a drive by combining with Jayon Brown to stuff Adrian Peterson for no gain on a third-and-one rush off left guard in the first quarter.
- Against Indianapolis (12/30), saw action as a reserve at linebacker and registered three tackles and a pass defended. Broke up a third-and-10 pass intended for T.Y. Hilton late in the second quarter.

COLLEGE:

- In four seasons at Alabama (2014-17), Evans appeared in 53 games with 14 starts and totaled 152 tackles, 15.0 sacks, 23.5 tackles for loss, five passes defended, 19 quarterback hurries, two forced fumbles and two fumble recoveries. He started 14 games over his final two seasons and appeared in three CFP National Championship contests with two victories.
- As a senior (2017), played and started 12 games and tied for the team lead in tackles with 74. He led the Crimson Tide with 13 tackles for loss despite missing a pair of games due to injury. Also posted seven quarterback hurries, six sacks, three passes defended, one forced fumble and one fumble recovery. Named First Team All-American by the AFCA, Associated Press First Team All-SEC and Second Team All-SEC by conference coaches. Chosen as one of 15 semifinalists for the Butkus Award. Tabled to the Nagurski Trophy Preseason Watch Lists and earned Second Team Preseason All-American recognition by Phil Steele.
- As a junior (2016), saw action in 14 games with two starts in his first season at inside linebacker, entering the starting lineup after an injury to Shaun Dion Hamilton. Totaled 53 tackles, four sacks, 4.5 tackles for loss, two passes defended, six quarterback hurries, one forced fumble and one fumble recovery.
- As a sophomore (2015), saw action in 14 games as outside linebacker and on special teams. Totaled 10 tackles, four sacks, four tackles for loss and three quarterback hurries.
- As a freshman (2014), appeared in 13 games as a true freshman and totaled 15 tackles, a sack, two tackles for loss and three quarterback hurries.
- Graduated from Alabama in December 2017 with a degree in psychology.

PERSONAL:

- Attended Auburn (Ala.) High School where he became a five-star prospect. Ranked as the No. 2 outside linebacker in the nation and No. 52 overall player by ESPN. Rated as ESPN's No. 4 player in Alabama and No. 30 player in the Southeast Region. Named First Team 6A All-State by the Alabama Sports Writers Association as a senior, and named ASWA 6A Lineman of the Year.
- As a senior, finished with 77 tackles, 17.5 sacks, five passes defended, three forced fumbles, one fumble recovery and one blocked punt.
- Son of Chenavis and Alan Evans.
- Evans is the second oldest of five children. He has one younger brother and three sisters.
- List of favorites: (TV show) "Martin"; (movies) "Transformers"; (musicians) Green Day, Boys II Men, James Brown, Michael Jackson, Prince, Jodeci; (song on his pregame playlist) "No Heart" by 21 Savage; (athlete as a child) LeBron James; (food) chicken fettuccine; and (guilty pleasure) cheesecake.
- Follow Evans on Twitter at @616evans4.
- Follow Evans on Instagram at @r.blade_.
- Born Alan Rashaan Evans on Nov. 8, 1995 in Auburn, Ala.

RASHAAN EVANS' DEFENSIVE GAME-BY-GAME

2018 Tennessee Titans

Date	Opp	W/L	P/S	Tot Solo	Asst	Sk	- Yds	QBP	TFL	Int- Yds	-TD	PD	FF	FR- Yds	SpT				
Sept 9	@ Mia	L	IA																
Sept 16	Hou	W	p	0	0	0	0.0	0.0	0	0	0	0	0	0	0				
Sept 23	@ Jax	W	S	1	1	0	0.0	0.0	0	0	0	0	0	0	0				
Sept 30	Phi	W	p	4	2	2	0.0	0.0	1	0	0	0	1	0	0				
Oct 7	@ Buf	L	S	6	5	1	0.0	0.0	0	0	0	0	0	0	0				
Oct 14	Bal	L	S	9	8	1	0.0	0.0	0	1	0	0	0	0	0				
Oct 21	@ LAC	L	S	2	1	1	0.0	0.0	0	0	0	0	0	0	0				
Nov 5	@ Dal	W	S	4	2	2	0.0	0.0	0	0	0	0	0	0	0				
Nov 11	NE	W	p	2	2	0	0.0	0.0	2	0	0	0	1	0	0				
Nov 18	@ Ind	L	p	1	1	0	0.0	0.0	0	0	0	0	0	0	0				
Nov 26	@ Hou	L	S	7	4	3	0.0	0.0	1	0	0	0	0	0	0				
Dec 2	NYJ	W	p	8	6	2	0.0	0.0	0	0	0	0	0	0	0				
Dec 6	Jax	W	p	5	4	1	0.0	0.0	1	0	0	0	0	0	0				
Dec 16	@ NYG	W	S	5	4	1	0.0	0.0	1	1	0	0	0	0	0				
Dec 22	Was	W	p	6	2	4	0.0	0.0	0	0	0	0	0	0	0				
Dec 30	Ind	L	p	3	0	3	0.0	0.0	0	0	0	0	1	0	0				
Totals				9-7	15/7	63	42	21	0.0	0.0	6	2	0	0	3	0	0	0	0

2019 Tennessee Titans

Date	Opp	W/L	P/S	Tot Solo	Asst	Sk	- Yds	QBP	TFL	Int- Yds	-TD	PD	FF	FR- Yds	SpT		
Sept 8	@ Cle	W	S	8	6	2	0.0	0.0	0	0	0	0	1	0	0		
Sept 15	Ind	L	S	6	4	2	0.0	0.0	0	1	0	0	0	0	0		
Sept 19	@ Jax	L	S	7	2	5	0.0	0.0	1	0	0	0	0	0	0		
Sept 29	@ Atl	W	S	10	8	2	0.5	2.5	2	1	0	0	0	0	0		
Oct 6	Buf	L	S	10	8	2	0.0	0.0	0	1	0	0	0	0	0		
Oct 13	@ Den	L	S	11	7	4	0.0	0.0	0	0	0	0	0	0	0		
Oct 20	LAC	W	S	11	8	3	0.0	0.0	1	1	0	0	0	0	0		
Oct 27	TB	W	S	14	6	8	0.0	0.0	0	1	0	0	0	0	0		
Nov 3	@ Car	L	S	12	9	3	0.0	0.0	1	0	0	0	0	0	0		
Nov 10	KC	W	S	7	3	4	1.0	5.0	2	2	0	0	0	0	1	53t	0
Nov 24	Jax	W	S	3	1	2	1.0	6.0	1	1	0	0	0	0	0	0	0

Dec 1	@ Ind	W	S	4	2	2	0.0	0.0	1	0	0	0	0	0	0				
Dec 8	@ Oak	W	S	7	5	2	0.0	0.0	0	0	0	0	0	0	0				
Dec 15	Hou	L	S	12	5	7	0.0	0.0	2	0	0	0	0	0	0				
Dec 22	NO	L	S	10	6	4	0.0	0.0	0	2	0	0	0	0	0				
Dec 29	@ Hou	W	S	7	4	3	0.0	0.0	0	1	0	0	0	0	0				
Totals				9-7	16/16	139	84	55	2.5	13.5	11	11	0	0	1	0	1	53t	0

Playoffs

Jan 4	@ NE	W	S	12	8	4	0.0	0.0	0	3	0	0	0	0	0				
Jan 11	@ Bal	W	S	9	8	1	0.0	0.0	2	0	0	0	0	0	0				
Jan 19	@ KC	L	S	1	0	1	0.0	0.0	0	0	0	0	0	0	0				
Totals				2-1	3/3	22	16	6	0.0	0.0	2	3	0	0	0	0	0	0	0

2020 Tennessee Titans

Date	Opp	W/L	P/S	Tot Solo	Asst	Sk	- Yds	QBP	TFL	Int- Yds	-TD	PD	FF	FR- Yds	SpT					
Sept 14	@ Den	W	S	1	0	1	0.0	0.0	0	0	0	0	0	0	0					
Sept 20	Jax	W	S	7	6	1	0.0	0.0	0	0	0	0	0	0	0					
Sept 27	@ Min	W	S	7	4	3	0.0	0.0	0	0	0	0	0	0	1	25	0			
Oct 13	Buf	W	S	8	6	2	0.0	0.0	0	0	0	0	0	0	0	0	0			
Oct 18	Hou	W	S	7	5	2	0.0	0.0	1	0	0	0	0	0	0					
Oct 25	Pit	L	S	5	2	3	0.0	0.0	0	0	0	0	0	1	0	0	0			
Nov 1	@ Cin	L	S	7	3	4	0.0	0.0	0	0	0	0	0	0	0	0	0			
Nov 8	Chi	W	S	4	1	3	0.5	0.5	1	0	0	0	0	0	0	0	0			
Nov 12	Ind	L	S	6	4	2	0.0	0.0	0	0	0	0	0	0	0	0	0			
Nov 22	@ Bal	W	S	9	5	4	0.0	0.0	1	0	0	0	0	0	0	0	0			
Nov 29	@ Ind	W	S	4	3	1	0.0	0.0	0	0	0	0	0	1	0	0	0			
Dec 6	Cle	L	S	6	3	3	0.0	0.0	1	1	0	0	0	0	0	0	0			
Dec 13	@ Jax	W	S	8	6	2	0.0	0.0	1	0	0	0	0	2	0	0	0			
Dec 20	Det	W	S	8	5	3	0.0	0.0	0	0	0	0	0	0	0	0	0			
Dec 27	@ GB	L	S	5	3	2	0.0	0.0	1	0	0	0	0	0	0	0	0			
Jan 3	@ Hou	W	S	4	4	0	0.0	0.0	0	0	0	0	0	1	0	0	0			
Totals				11-5	16/16	96	60	36	0.5	0.5	6	1	0	0	0	5	0	1	25	0

RASHAAN EVANS' NFL STATISTICS

REGULAR SEASON

Year	Team	GP	GS	TACKLES				Sk	Yds	QBP	TFL	INTERCEPTIONS					FUMBLES			
				Tot	Solo	Asst	Asst					No	Yds	Lg	TD	PD	FF	FR	Yds	SpT
2018	Tennessee	15	7	63	42	21	0.0	0.0	6	2	0	0	-	0	3	0	0	0	0	
2019	Tennessee	16	16	139	84	55	2.5	13.5	11	11	0	0	0	0	1	0	1	53t	0	
2020	Tennessee	16	16	96	60	36	0.5	0.5	6	1	0	0	0	0	5	0	1	25	0	
NFL Totals		47	39	298	186	112	3.0	14.0	23	14	0	0	0	0	9	0	2	53t	0	

PLAYOFFS

Year	Team	GP	GS	TACKLES				Sk	Yds	QBP	TFL	INTERCEPTIONS					FUMBLES			
				Tot	Solo	Asst	Asst					No	Yds	Lg	TD	PD	FF	FR	Yds	SpT
2019	Tennessee	3	3	22	16	6	0.0	0.0	2	3	0	0	0	0	0	0	0	0	0	
NFL Totals		3	3	22	16	6	0.0	0.0	2	3	0	0	0	0	0	0	0	0	0	

Single-Game Highs

Tackles - 14 vs. Tampa Bay (10/27/19)
 Sacks - 1 (Twice, last vs. Jacksonville 11/24/19)
 Tackles for Loss - 2 (Twice, last vs. New Orleans 12/22/19)
 Quarterback Pressures - 2 (Four times, vs. Houston 12/15/19)
 Fumble Recovery - **1 (Twice, last at Minnesota 9/27/20)**
 Passes Defensed - **2 at Jacksonville (12/13/20)**

Playoff Single-Game Highs

Tackles - 12 at New England (1/4/20)
 Tackles For Loss - 3 at New England (1/4/20)

Additional Statistics

Touchdowns - 1, 53-yard fumble return vs. Kansas City (11/10/19)



86 ANTHONY FIRKSER

TIGHT END • 6'2" • 246 LBS • COLLEGE: HARVARD
ACQUIRED: FREE AGENT - 2018 • NFL EXPERIENCE (NFL/TITANS): 3/3
HOMETOWN: MANALAPAN, N.J.
GAMES PLAYED/GAMES STARTED: 43/2 (PLAYOFFS: 3/0)

PRO: The Titans signed Anthony Firkser during the 2018 offseason to add competition and depth to the tight end position. The 6-foot-2-inch, 246-pounder out of Harvard appeared in 15 contests with one start during his second season in Tennessee in 2019. He was originally signed as a rookie free agent by the New York Jets following the 2017 NFL Draft and has also spent time on the Kansas City Chiefs practice squad.

CAREER HIGHLIGHTS:

- In his second season with the Titans, Firkser appeared in a career-best 15 games and posted 14 receptions for 204 yards with a touchdown.
- In 2019, Firkser made his postseason debut and appeared in all three games while leading the team with two touchdown catches. He became the first NFL player from Harvard to score a touchdown in a postseason game.
- In 2018, Firkser made his NFL debut against Houston (9/16) and scored his first career touchdown against New York Jets (12/2). He appeared in 12 contests on the season.

TITANS TIDBITS:

- Firkser grew up playing basketball and both roller and ice hockey at elite levels and didn't begin playing football until his sophomore year of high school.
- In the offseason, Firkser volunteers with his former high school football coach to help train and give advice to aspiring young football players in his hometown community of Manalapan, N.J.

CAREER TRANSACTIONS:

- The Manalapan, N.J., native was originally signed by the New York Jets as an undrafted free agent on May 5, 2017.
- Released by the Jets on Sept. 2, 2017.
- Signed by the Kansas City Chiefs to the team's practice squad on Nov. 29, 2017.
- Signed by the Chiefs to a future's contract on Jan. 8, 2018.
- Released by the Chiefs on April 30, 2018.
- Signed by the Titans as a free agent on May 14, 2018 following a rookie minicamp tryout.
- Waived by the Titans on Sept. 17, 2018 and signed to the team's practice squad a day later.
- Signed by the Titans to their active roster from the practice squad on Oct. 9, 2018.

SEASON RECAPS:

2020 (16/1 - Tennessee): Ranked fourth on the team with a career-high 39 receptions and a career-best 387 receiving yards. Registered a career-best eight receptions and 113 receiving yards against Houston (10/18/20). Has led the team lead in receptions once in 2020 (vs. HOU). Has led the team in receiving yards once in 2020 (vs. HOU).

- At Denver (9/14), saw action as a reserve at tight end and hauled in two receptions for five yards.
- Against Jacksonville (9/20), played as a reserve at tight end and snared four catches for 45 yards. Extended the Titans' second touchdown drive with a 14-yard grab on third-and-six in the first quarter. Hauled in a 16-yard pass setting up a 51-yard Stephen Gostkowski field goal as time expired in the first half. Drew a key pass interference penalty on third-and-five during the game-winning scoring drive in the fourth quarter.
- At Minnesota (9/27), saw action as a reserve at tight end.
- Against Buffalo (10/13), started at tight end and hauled in three passes for 19 yards. Kept the Titans' third touchdown drive alive with a 12-yard catch on third-and-four in the second quarter.

- Against Houston (10/18), played as a reserve at tight end and led the team with career-bests in receptions (8) and receiving yards (118) to go along with a touchdown. Totaled two catches for 30 yards during the game-tying drive late in the fourth quarter. Gave the Titans a 7-0 lead with a seven-yard touchdown catch in the opening stanza. Kept the Titans' third touchdown drive alive with a five-yard grab on third-and-five in the second quarter. Hauled in a career-long 45-yard reception over the middle in the third quarter.
- Against Pittsburgh (10/25), saw action as a reserve at tight end and caught two passes for seven yards.
- At Cincinnati (11/1), played as a reserve at tight end and collected two receptions for 36 yards.
- Against Chicago (11/8), saw action as a reserve at tight end and caught three passes for 19 yards. Extended the Titans' first touchdown drive with a nine-yard catch on third-and-seven in the second quarter. Extended the Titans' final touchdown drive with a 12-yard reception on third-and-four in the final stanza.
- Against Indianapolis (11/12), played as a reserve at tight end and caught one pass for five yards. Kept a Titans' scoring drive alive with a five-yard catch on third-and-two early in the second quarter.
- At Baltimore (11/22), saw action as a reserve at tight end and hauled in four receptions for 33 yards. Hauled in a 12-yard catch on third-and-10 late in the third quarter to extend a Titans' scoring drive.
- At Indianapolis (11/29), played as a reserve at tight end.
- Against Cleveland (12/6), saw action as a reserve at tight end and grabbed five receptions for 51 yards. Extended a Titans' touchdown drive in the fourth quarter with a six-yard grab on third-and-five.
- At Jacksonville (12/13), played as a reserve at tight end and caught one pass for five yards.
- Against Detroit (12/20), saw action as a reserve at tight end and snared one reception for 20 yards. Converted a critical third-and-11 to extend a touchdown drive with 20-yard reception late in the third quarter.
- At Green Bay (12/27), played as a reserve at tight end and caught one pass for 11 yards.
- At Houston (1/3), saw action as a reserve at tight end and snared two receptions for 18 yards in the Titans' division-clinching victory. Extended the Titans' opening touchdown drive of the second half with a 12-yard catch on third-and-10 in the third quarter.

2019 (15/1, 3/0 - Tennessee): Saw action in 15 games with one start at tight end and hauled in 14 passes for 204 yards with a touchdown. Was inactive for one contest. Played as a reserve in all three postseason games and snared three receptions for 45 yards with a team-best two receiving touchdowns. Tied for the team lead in receptions twice in 2019 (at IND, at NE). Led the team in receiving yards once in 2019 (at NE).

- At Denver (10/13), played as a reserve at tight end and snared one reception for 25 yards. Made a leaping 25-yard grab over the middle on third-and-12 late in the fourth quarter.
- Against L.A. Chargers (10/20), saw action as a reserve at tight end and hauled in one pass for 27 yards. Helped set up a Titans' touchdown with a 27-yard catch late in the third stanza.
- Against Tampa Bay (10/27), played as a reserve at tight end and hauled in three receptions for 43 yards.
- Against Kansas City (11/10), played as a reserve at tight end and snared three receptions for 36 yards with a touchdown. Cut the Chiefs' lead to 10-7 with a diving nine-yard touchdown catch in the second quarter. Set up the game-winning score with a 20-yard grab over the middle with less than a minute remaining in the fourth quarter.
- At Indianapolis (12/1), saw action as a reserve at tight end and tied for the

team lead with three catches for 22 yards. Extended the Titans' opening touchdown drive with a four-yard grab on third-and-two in the first quarter.

- At Oakland (12/8), played as a reserve at tight end and hauled in one reception for 39 yards. Set up a Titans' field goal attempt with a career-long 39-yard reception late in the second quarter.
- Against Houston (12/15), made his first career start at tight end and posted one catch for seven yards.
- At New England (1/4), played as a reserve at tight end in his postseason debut and tied for the team lead with two catches for a team-best 23 yards and a touchdown. Became the first NFL player from Harvard to score a touchdown in a postseason game. Gave the Titans a 7-3 lead with a 12-yard touchdown grab on third-and-10 in the first quarter. Converted a key third-and-eight with an 11-yard catch along the sideline allowing the offense to run more clock late in the fourth quarter.
- At Kansas City (1/19), played as a reserve at tight end and snared a touchdown. Cut the Chiefs' lead to 35-24 with a 22-yard touchdown reception in the final quarter.

2018 (12/0 - Tennessee): Played in 12 games in his first season with the Titans. Collected 19 receptions for 225 yards with a touchdown. Was inactive for one contest. Spent three weeks on the team's practice squad early in the season. Tied for the team lead in receptions twice in 2018 (vs. BAL, vs. NYJ). Tied for the team lead in receiving yards once in 2018 (at IND). Saw action in his first career NFL game against Houston (9/16/18). Registered his first career touchdown against N.Y. Jets (12/2/18).

- Against Houston (9/16), made his NFL debut as a reserve tight end and on special teams.
- Against Baltimore (10/14), played as a reserve at tight end and tied for the team lead with two receptions for 25 yards. Snared his first career reception on an 18-yard pass on third-and-six in the second quarter.
- Against New England (11/11), saw action as a reserve at tight end and hauled in one reception for 11 yards. Extended the Titans' third touchdown drive with a leaping, 11-yard grab on third-and-two late in the second quarter.
- At Indianapolis (11/18), played as a reserve at tight end and tied for the team lead with 44 receiving yards on three catches. Extended the Titans' touchdown drive with a 28-yard reception on third-and-eight in the fourth quarter.
- At Houston (11/26), saw action as a reserve at tight end and set career highs with four receptions and 52 receiving yards.
- Against N.Y. Jets (12/2), played as a reserve at tight end and snared three catches for 42 yards with his first career touchdown. Cut the Jets' lead to 16-6 with his first career touchdown, a 12-yard reception, just before halftime. Hauled in a 25-yard catch during the Titans' game-winning touchdown drive.
- Against Jacksonville (12/6), saw action as a reserve at tight end and snagged three passes for 27 yards. Kept the Titans' initial touchdown drive of the second half alive with a 10-yard catch on third-and-eight in the third quarter.
- Against Washington (12/22), saw action as a reserve at tight end and hauled in two receptions for 16 yards. Kept the Titans' second scoring drive alive with a 12-yard catch-and-run reception on third-and-11 in the second quarter.

2017 (0/0 - Kansas City): Spent training camp with the Jets but was released prior to the start of the regular season. Signed to the Chiefs practice squad for the final five weeks of the regular season and during the playoffs.

COLLEGE:

- Appeared in 29 games with 24 starts over four seasons at Harvard (2013-16) and caught 99 passes for 1,559 yards and 14 touchdowns. Ranks 12th all-time in school history in receptions, ninth all-time in receiving yards and sixth all-time in touchdown receptions. Named to the All-Ivy League second team as both a junior and sophomore.
- As a senior (2016), started all 10 games for Harvard and made 45 receptions for 702 yards and seven touchdowns.
- As a junior (2015), started nine games and caught 22 passes for 372 yards and three touchdowns. Named to the All-Ivy League second team for the second consecutive season.
- As a sophomore (2014), appeared in 10 games for Harvard and made 32 catches for 485 yards and four touchdowns. Tied for first on the team in touchdown receptions and ranked second on the squad in both catches and yards. Named to the All-Ivy second team.
- As a freshman (2013), did not see game action.
- Graduated from Harvard in 2017 with a degree in applied mathematics.

PERSONAL:

- Attended Manalapan (N.J.) High School, where he was named All-Shore Offensive Player of the Year as a senior wide receiver. Also was a two-time All-Shore first team selection.
- Set Manalapan's records in receptions (110), receiving yards (2,118) and touchdown receptions (19).
- Was also a four-year letter winner in basketball.
- He enjoys pencil drawings, jigsaw puzzles and playing online collectible card games.
- Brother, Josh, played football at Wagner.
- Son of Alex and Donna Firkser.
- Follow Firkser on Instagram at @asapfirk.
- Born Anthony Paul Firkser on Feb. 19, 1995 in Manalapan, N.J.

ANTHONY FIRKSER'S GAME-BY-GAME

2018 Tennessee Titans

Date	Opp.	W/L	P/S	RECEIVING				
				No	Yds	Avg	Lg	TD
Sept 9	@ Mia	L	IA					
Sept 16	Hou	W	p	0	0	-	0	0
Sept 23	@ Jax	W	PS					
Sept 30	Phi	W	PS					
Oct 7	@ Buf	L	PS					
Oct 14	Bal	L	p	2	25	12.5	18	0
Oct 21	@ LAC	L	p	0	0	-	0	0
Nov 5	@ Dal	W	p	0	0	-	0	0
Nov 11	NE	W	p	1	11	11.0	11	0
Nov 18	@ Ind	L	p	3	44	14.7	28	0
Nov 26	@ Hou	L	p	4	52	13.0	20	0
Dec 2	NYJ	W	p	3	42	14.0	25	1
Dec 6	Jax	W	p	3	27	9.0	16	0
Dec 16	@ NYG	W	p	0	0	-	0	0
Dec 22	Was	W	p	2	16	8.0	12	0
Dec 30	Ind	L	p	1	8	8.0	8	0
Totals		9-7	12/0	19	225	11.8	28	1

2019 Tennessee Titans

Date	Opp.	W/L	P/S	RECEIVING				
				No	Yds	Avg	Lg	TD
Sept 8	@ Cle	W	p	0	0	-	0	0
Sept 15	Ind	L	p	0	0	-	0	0
Sept 19	@ Jax	L	p	0	0	-	0	0
Sept 29	@ Atl	W	IA					
Oct 6	Buf	L	p	0	0	-	0	0
Oct 13	@ Den	L	p	1	25	25.0	25	0
Oct 20	LAC	W	p	1	27	27.0	27	0
Oct 27	TB	W	p	3	43	14.3	23	0
Nov 3	@ Car	L	p	0	0	-	0	0
Nov 10	KC	W	p	3	36	12.0	20	1

Nov 24	Jax	W	p	0	0	-	0	0
Dec 1	@ Ind	W	p	3	22	7.3	13	0
Dec 8	@ Oak	W	p	1	39	39.0	39	0
Dec 15	Hou	L	S	1	7	7.0	7	0
Dec 22	NO	L	p	0	0	-	0	0
Dec 29	@ Hou	W	p	1	5	5.0	5	0
Totals		9-7	15/1	14	204	14.6	39	1

2020 Tennessee Titans

Date	Opp.	W/L	P/S	RECEIVING				
				No	Yds	Avg	Lg	TD
Sept 14	@ Den	W	p	2	5	2.5	6	0
Sept 20	Jax	W	p	4	45	11.3	16	0
Sept 27	@ Min	W	p	0	0	-	0	0
Oct 13	Buf	W	S	3	19	6.3	12	0
Oct 18	Hou	W	p	8	113	14.1	45	1
Oct 25	Pit	L	p	2	7	3.5	4	0
Nov 1	@ Cin	L	p	2	36	18.0	26	0
Nov 8	Chi	W	p	3	19	6.3	12	0
Nov 12	Ind	L	p	1	5	5.0	5	0
Nov 22	@ Bal	W	p	4	33	8.3	12	0
Nov 29	@ Ind	W	p	0	0	-	0	0
Dec 6	Cle	L	p	5	51	10.2	14	0
Dec 13	@ Jax	W	p	1	5	5.0	5	0
Dec 20	Det	W	p	1	20	20.0	20	0
Dec 27	@ GB	L	p	1	11	11.0	11	0
Jan 3	@ Hou	W	p	2	18	9.0	12	0
Totals		11-5	16/1	39	387	9.9	45	1

ANTHONY FIRKSER'S NFL STATISTICS

REGULAR SEASON

Year	Team	GP	GS	RECEIVING					RUSHING					
				No	Yds	Avg	Lg	TD	Att	Yds	Avg	Lg	TD	
2017	Kansas City													
Practice Squad														
2018	Tennessee	12	0	19	225	11.8	28	1	0	0	-	0	0	
2019	Tennessee	15	1	14	204	14.6	39	1	0	0	-	0	0	
2020	Tennessee	16	1	39	387	9.9	45	1	0	0	-	0	0	
NFL Totals		43	2	72	816	11.3	45	3	0	0	-	0	0	

PLAYOFFS

Year	Team	GP	GS	RECEIVING					RUSHING				
				No	Yds	Avg	Lg	TD	Att	Yds	Avg	Lg	TD
2019	Tennessee	3	0	3	45	15.0	22t	2	0	0	-	0	0
NFL Totals		3	0	3	45	15.0	22t	2	0	0	-	0	0

Single-Game Highs

Receptions - **8 vs. Houston (10/18/20)**
 Receiving Yards - **113 vs. Houston (10/18/20)**
 Long Reception - **45 vs. Houston (10/18/20)**
 Touchdowns - **1 (Three times, last vs. Houston 10/18/20)**

Playoff Single-Game Highs

Receptions - 2 at New England (1/4/20)
 Receiving Yards - 23 at New England (1/4/20)
 Long Reception - 22t at Kansas City (1/19/20)
 Touchdowns - 1 (Twice, last at Kansas City 1/19/20)

Additional Career Statistics

Misc. Tackles - **1 (2020)**



45 D'ONTA FOREMAN

RUNNING BACK • 6'1" • 236 LBS • COLLEGE: TEXAS

ACQUIRED: FREE AGENT - 2020 • NFL EXPERIENCE (NFL/TITANS): 3/1

HOMETOWN: TEXAS CITY, TEXAS

GAMES PLAYED/GAMES STARTED: 17/1 (PLAYOFFS: 1/0)

PRO: The Titans signed D'Onta Foreman to the practice squad during Week 4 of the 2020 season to bring depth and experience to the running back corps. The 6-foot-1-inch, 236-pounder was originally drafted by the Houston Texans in the third round (89th overall) of the 2017 NFL Draft. The University of Texas product has appeared in 11 NFL contests with one start over two seasons (2017-18) for the Texans and posted 326 rushing yards on 85 carries with two rushing touchdowns, as well as eight catches for 111 yards with a receiving score. The Texas City, Texas native has also spent time with the Indianapolis Colts prior to arriving in Tennessee.

TITANS TIDBITS:

- Foreman was a consensus All-American in 2016, making him the first Texas running back to earn those honors since Ricky Williams in 1998. Foreman also won the 2016 Doak Walker Award, the 2016 Earl Campbell Tyler Rose Award, and was a 2016 Heisman Trophy candidate.
- His twin brother, Armani, was a wide receiver for the Longhorns.
- Foreman's son, D'Onta Jr., was born prematurely in September 2016 and passed away on Nov. 5, 2016 due to an intestinal infection. On the day of his passing, Foreman carried Texas to a road win at Texas Tech and rushed 33 times for 341 yards and three touchdowns, all career-high marks. "It was just something about that game, it was like, 'I'm doing it for my son. I'm leaving it all out here,'" Foreman said.
- Foreman founded the D'Onta Foreman Family Foundation, which advocates for fathers to become more involved in their children's lives.

CAREER TRANSACTIONS:

- The Texas City, Texas native was originally selected by the Houston Texans in the third round (89th overall) of the 2017 NFL Draft.
- Waived by the Texans on Aug. 4, 2019.
- Claimed off of waivers by the Indianapolis Colts on Aug. 5, 2019.
- Waived by the Colts on Aug. 24, 2019.
- Signed by the Titans to the team's practice squad on Sept. 29, 2020.
- Activated from the practice squad to the active roster standard elevation on Oct. 31, 2020.
- Signed by the Titans to their active roster from the practice squad on Nov. 7, 2020.

SEASON RECAPS:

2020 (6/0 - Tennessee):

- At Cincinnati (11/1), made his Titans debut as a reserve at running back and rushed five times for 37 yards. It was his first appearance in an NFL contest since 2018.
- Against Chicago (11/8), played as a reserve at running back and carried the ball five times for 11 yards.
- Against Indianapolis (11/12), saw action as a reserve at running back and rushed seven times for 18 yards while adding a touchdown reception. Gave the Titans an early 7-0 lead with a five-yard touchdown catch in the right flat in the opening stanza.
- At Baltimore (11/22), saw limited action at running back and rushed once for one yard.
- At Indianapolis (11/29), played as a reserve at running back and rushed four times for 28 yards.
- Against Cleveland (12/6), saw action as a reserve on special teams.
- At Jacksonville (12/13), was inactive.
- Against Detroit (12/20), was inactive.
- At Green Bay (12/27), was inactive.
- At Houston (1/3), was inactive.

2019 (0/0 - Indianapolis): Spent a portion of training camp with the Colts before being waived-injured.

2018 (1/0; 1/0 - Houston): Appeared in one game and one postseason contest while with the Houston Texans. Finished with two receptions for 28 yards and one touchdown, and rushed seven times for -1 yard in the regular season. Carried the ball once for three yards in the playoffs. Was on the physically unable to perform list Weeks 1-13. Was inactive for Weeks 14-15 and Week 17.

- At Philadelphia (12/23), caught two passes for 28 yards and one touchdown, his first career receiving score, in his season debut.
- Against Indianapolis on Wild Card Weekend (1/5/19), carried the ball once for three yards.

2017 (10/1 - Houston): Saw action in 11 games with one start as a rookie before being placed on injured reserve. Rushed 78 times for 327 yards and two touchdowns, and caught six passes for 83 yards.

- Against Jacksonville (9/10), made his NFL debut and carried the ball once for four yards.
- At New England (9/24), tallied eight rushes for 25 yards and made two catches for a career-best 65 yards. Led the team with 90 all-purpose yards.
- Against Tennessee (10/1), recorded a career-high 13 carries for 45 yards.
- Against Cleveland (10/15), carried the ball 12 times for 59 yards including a career-long 39-yard gain.
- At Los Angeles Rams (11/12), made his first career start and rushed seven times for 18 yards.
- Against Arizona (11/19), carried the ball 10 times for a career-high 65 yards and two touchdowns. Also caught three passes for 15 yards.

COLLEGE:

- Played in 28 games with 10 starts over three seasons at the University of Texas (2014-16). Totaled 433 carries for 2,782 yards and 20 touchdowns as a Longhorn. His 2,782 rushing yards ranks ninth in school history. Posted 15 career 100-yard rushing games, including a school-best 13 consecutive performances to end his career at Texas. Added 13 receptions for 146 yards.
- As a junior (2016), appeared in 11 games with 10 starts and carried the ball 323 times for 2,028 yards and 15 touchdowns. Posted 100-yard rushing games in all 11 contests. Added seven catches for 75 yards. His 2,028 rushing yards were the second-most in program history and in the top 20 for most in a single season in NCAA history. Was a consensus All-American, making him the first Texas running back to earn that honor since Ricky Williams in 1998. Awarded the 2016 Doak Walker Award, the 2016 Earl Campbell Tyler Rose Award, and finished eighth in Heisman Trophy voting. Was a unanimous first-team All-Big 12 selection by conference coaches and Associated Press. Earned first-team All-American recognition by Associated Press, Sporting News, Football Writers Association of America, American Football Coaches Association, ESPN.com, Sports Illustrated, FOX Sports, CBS Sports, Phil Steele and USA Today.
- As a sophomore (2015), saw action in 10 games and rushed 95 times for 681 yards and five touchdowns. Added five receptions for 64 yards. Finished eighth in the Big 12 with a team-high 681 rush yards. Ranked seventh in the league with four 100-yard games. Earned second-team Academic All-Big 12 recognition.
- As a true freshman (2014), played in seven games as a reserve and on special teams. Rushed 15 times for 73 yards and caught one seven-yard pass.

PERSONAL:

- Attended Texas City (Texas) High School where he rushed for 4,382 yards and 61 touchdowns in his career.
- Four-time district honoree and named second-team 4A All-State as a running back by the Associated Press as a senior in 2013 after rushing for 2,102 yards and 31 touchdowns on 202 carries.
- Shared District 24-4A MVP honors with his twin brother, Armanti, in 2013.
- Tabbed first-team All-District 24-4A as a running back and second-team All-District 24-4A as a linebacker as a junior in 2012. Rushed 112 times for 1,073 and 18 touchdowns.
- Ranked as the No. 67 running back nationally and No. 143 player in Texas by 247 Sports.
- Has one brother, Armanti.
- Has a daughter, Nike, and a son, Master.
- Son of Derrick Foreman and Shawn Smith.
- Follow Foreman on Twitter @D33_foreman and Instagram at

@iamdeeforeman.

- Born D'Onta Foreman on April 24, 1996 in Texas City, Texas.

D'ONTA FOREMAN'S GAME-BY-GAME

2017 Houston Texans				RUSHING					RECEIVING						
Date	Opp	W/L	P/S	Att	Yds	Avg	Lg	TD	No	Yds	Avg	Lg	TD		
Sept 10	Jax	L	p	1	4	4.0	4	0	0	0	-	-	0		
Sept 14	@ Cin	W	p	12	40	3.3	9	0	0	0	-	-	0		
Sept 24	@ NE	L	p	8	25	3.1	5	0	2	65	32.5	34	0		
Oct 1	Ten	W	p	13	45	3.5	16	0	0	0	-	-	0		
Oct 8	KC	L	p	4	34	8.5	25	0	1	3	3.0	3	0		
Oct 15	Cle	W	p	12	59	4.9	39	0	0	0	-	-	0		
Oct 29	@ Sea	L	p	0	0	-	-	0	0	0	-	-	0		
Nov 5	Ind	L	p	11	37	3.4	8	0	0	0	-	-	0		
Nov 12	@ LAR	L	S	7	18	2.6	6	0	0	0	-	-	0		
Nov 19	Ari	W	p	10	65	6.5	34t	2	3	15	5.0	8	0		
Nov 27	@ Bal	L		Placed on injured reserve on Nov. 22, 2017											
Dec 3	@ Ten	L													
Dec 10	SF	L													
Dec 17	@ Jax	L													
Dec 25	Pit	L													
Dec 31	@ Ind	L													
Totals				4-12	10/1	78	327	4.2	39	2	6	83	13.8	34	0

2018 Houston Texans				RUSHING					RECEIVING				
Date	Opp	W/L	P/S	Att	Yds	Avg	Lg	TD	No	Yds	Avg	Lg	TD
Sept 9	@ NE	L	PUP										
Sept 16	@ Ten	L	PUP										
Sept 23	NYG	L	PUP										
Sept 30	@ Ind	W	PUP										
Oct 7	Dal	W	PUP										
Oct 14	Buf	W	PUP										
Oct 21	@ Jax	W	PUP										
Oct 25	Mia	W	PUP										
Nov 4	@ Den	W	PUP										
Nov 18	@ Was	W	PUP										

Nov 26	Ten	W	PUP												
Dec 2	Cle	W	PUP												
Dec 9	Ind	L	IA												
Dec 15	@ NYJ	W	IA												
Dec 23	@ Phi	L	p	7	-1	-0.1	2	0	2	28	14.0	20t	1		
Dec 30	Jax	W	IA												
Totals				11-5	1/0	7	-1	-0.1	2	0	2	28	14.0	20t	1

Playoffs															
Date	Opp	W/L	P/S	Att	Yds	Avg	Lg	TD	No	Yds	Avg	Lg	TD		
Jan 5	Ind	L	p	1	3	3.0	3	0	0	0	-	-	0		
Totals				0-1	1/0	1	3	3.0	3	0	0	0	-	-	0

2020 Tennessee Titans				RUSHING					RECEIVING						
Date	Opp	W/L	P/S	Att	Yds	Avg	Lg	TD	No	Yds	Avg	Lg	TD		
Oct 13	Buf	W	PS												
Oct 18	Hou	W	PS												
Oct 25	Pit	L	PS												
Nov 1	@ Cin	L	p	5	37	7.4	15	0	0	0	-	0	0		
Nov 8	Chi	W	p	5	11	2.2	3	0	0	0	-	0	0		
Nov 12	Ind	L	p	7	18	2.6	8	0	1	5	5.0	5t	1		
Nov 22	@ Bal	W	p	1	1	1.0	1	0	0	0	-	0	0		
Nov 29	@ Ind	W	p	4	28	7.0	12	0	0	0	-	0	0		
Dec 6	Cle	L	p	0	0	-	0	0	0	0	-	0	0		
Dec 13	@ Jax	W	IA												
Dec 20	Det	W	IA												
Dec 27	@ GB	L	IA												
Jan 3	@ Hou	W	IA												
Totals				8-5	6/0	22	95	4.3	15	0	1	5	5.0	5t	1

D'ONTA FOREMAN'S NFL STATISTICS

REGULAR SEASON

Year	Team	REGULAR SEASON		RUSHING					RECEIVING				
		GP	GS	No	Yds	Avg	Lg	TD	Att	Yds	Avg	Lg	TD
2017	Houston	10	1	78	327	4.2	39	2	6	83	13.8	34	0
2018	Houston	1	0	7	-1	-0.1	2	0	2	28	14.0	20t	1
2020	Tennessee	6	0	22	95	4.3	15	0	1	5	5.0	5t	1
NFL Totals		17	1	107	421	3.9	39	2	9	116	12.9	34	2

PLAYOFFS

Year	Team	PLAYOFFS		RUSHING					RECEIVING				
		GP	GS	No	Yds	Avg	Lg	TD	Att	Yds	Avg	Lg	TD
2018	Houston	1	0	1	3	3.0	3	0	0	0	-	-	0
NFL Totals		1	0	1	3	3.0	3	0	0	0	-	-	0

Single-Game Highs

Rushes - 13 vs. Tennessee (10/1/17)
 Rushing Yards - 65 vs. Arizona (11/19/17)
 Long Rush - 39 vs. Cleveland (10/15/17)
 Rushing Touchdowns - 2 vs. Arizona (11/19/17)
 Receptions - 3 vs. Arizona (11/19/17)
 Receiving Yards - 65 at New England (9/24/17)
 Long Reception - 34 at New England (9/24/17)

Receiving Touchdowns - 1 (Twice, last vs. Indianapolis 11/12/20)

Playoff Single-Game Highs

Rushes - 1 vs. Indianapolis (1/5/19)
 Rushing Yards - 3 vs. Indianapolis (1/5/19)
 Long Rush - 3 vs. Indianapolis (1/5/19)



26 KRISTIAN FULTON

CORNERBACK • 5'11" • 197 LBS • COLLEGE: LOUISIANA STATE
ACQUIRED: 2ND ROUND - 2020 • NFL EXPERIENCE: ROOKIE
HOMETOWN: NEW ORLEANS, LA.
GAMES PLAYED/GAMES STARTED: 6/2 (PLAYOFFS: 0/0)

PRO: The Titans selected Kristian Fulton with the 61st overall pick in the second round of the 2020 NFL Draft. The 5-foot-11 inch, 197-pound defender displays excellent speed when defending vertical routes and has the versatility to play both outside and in the slot. The New Orleans, La., native helped guide the Tigers to a CFP National Championship title as a senior in 2019. A two-year starter at Louisiana State, Fulton appeared in 28 games with 25 starts and finished his career with 65 tackles, 25 passes defended and two interceptions.

CAREER HIGHLIGHTS:

- As a senior in 2019, Fulton helped LSU secure a National Championship victory over Clemson with a career-high six tackles and one pass defended. He earned second-team All-SEC honors as a senior.

TITANS TIDBITS:

- Fulton's older brother, Keith Fulton, played wide receiver at LSU. Kristian and Keith were teammates in 2018.
- Fulton wears jersey No. 26 to fuel his competitive fire. "It just reminds me every day that I had eight corners selected before me," Fulton told the Official Titans Podcast. Two plus six equals eight, "So, if you add it up, it's a reminder for me every day."
- His grandfather, Louis Fulton, passed away from coronavirus complications on April 6, 2020, just 18 days before Fulton was drafted.

CAREER TRANSACTIONS:

- The New Orleans, La., native was selected by the Titans in the second round (61st overall) of the 2020 NFL Draft.

SEASON RECAPS:

- 2020 (6/2):** Placed on injured reserve on Oct. 31, 2020. Activated from injured reserve designated to return on Dec. 15, 2020. Made his NFL debut at Denver (9/14/20). Collected his first career interception against Jacksonville (9/20/20). Made his first career start against Houston (10/18/20). Has tied for the team lead in sacks once in 2020 (at MIN).
- At Denver (9/14), played as a reserve at cornerback in his first NFL contest and collected four tackles.
 - Against Jacksonville (9/20), saw action as a reserve at cornerback and posted three tackles and his first career NFL interception. Registered his first career interception off a deflected Gardner Minshew II pass and raced 44 yards to the Jaguars' 30-yard line setting up the Titans second touchdown.
 - At Minnesota (9/27), played as a reserve at cornerback and registered two tackles, a sack and a quarterback pressure. Posted his first career sack by dropping Kirk Cousins for a seven-yard loss in the final quarter.
 - Against Buffalo (10/13), was inactive after coming off reserve/COVID-19 earlier in the day.
 - Against Houston (10/18), made his first career start at cornerback and produced three tackles.
 - Against Pittsburgh (10/25), started at cornerback and registered three tackles before leaving the game late in the second quarter with an injury.
 - Against Detroit (12/20), was inactive.
 - At Green Bay (12/27), was inactive.
 - At Houston (1/3), returned to the lineup as a reserve at cornerback and notched a tackle in the Titans' division-clinching victory.

COLLEGE:

- During a three-year career at Louisiana State, played in 28 games with 25 starts and totaled 65 tackles, two tackles for loss, 25 passes defended,

two interceptions and one forced fumble.

AS A SENIOR (2019), started all 15 games and posted 38 tackles, one tackle for loss, 15 passes defended and one interception. Earned second-team All-SEC recognition by the Associated Press.

- Against Florida (10/12), recorded three tackles and one pass defended.
- At Mississippi State (10/19), tallied three tackles, two passes defended and one interception. Allowed one reception on five targets.
- At Alabama (11/9), amassed two tackles and one pass defended. Allowed one reception on two targets.
- Against Georgia (12/7), posted one tackle and one pass defended in the SEC Championship. Allowed one reception on five targets.
- Against Clemson (1/13/20), notched a career-high six tackles, one tackle for loss and one pass defended en route to winning a National Championship.

AS A JUNIOR (2018), started 10 games and tallied 25 tackles, one tackle for loss, 10 passes defended, one interception and one forced fumble.

- Against Miami (9/2), recorded three tackles and two passes defended in his first game since 2016.
- Against Southeastern Louisiana (9/8), posted a then career-high five tackles.
- Against Louisiana Tech (9/22), notched three tackles, two passes defended and one forced fumble.
- Against Georgia (10/13), made one tackle and his first career interception.
- At Arkansas (11/10), amassed one tackle, one tackle for loss and one pass defended before suffering a season-ending injury.

AS A SOPHOMORE (2017), did not see game action.

AS A FRESHMAN (2016), appeared in three games and totaled two tackles.

- Against Missouri (10/1), saw action in his first career game and posted one tackle.
- Graduated from Louisiana State in December 2019 with a degree in sports administration.

PERSONAL:

- Attended Archbishop Rummel (Metairie, La.) High School where he was a five-star prospect by 247Sports and a four-star prospect by Rivals, Scouts and ESPN.
- Listed as the No. 1 overall prospect in Louisiana by Rivals and 247 Sports, and the No. 3 corner in the nation by ESPN and Scout.
- Earned Defensive Player of the Year honors on the New Orleans Times Picayune All-Metro list as a senior.
- Named the New Orleans Advocate's Defensive Player of the Year as a junior after tallying 11 interceptions.
- Also played basketball and ran track (hurdles, long jump and triple jump).
- List of favorites: (TV show) "Snowfall," "Power," "Ozark," and "Martin"; (movies) "Harlem Nights," "Maze Runner," and "Harry Potter"; (musicians) Meek Mill and Kodak Black.
- Follow Fulton on Twitter and Instagram at @Kriss1_.
- Son of Michelle and Keith Fulton.
- Has two brothers and one sister.
- Born Kristian Michael Shaw Fulton on Sept. 3, 1998 in New Orleans, La.

KRISTIAN FULTON'S COLLEGE STATISTICS

SEASON		TACKLES										INTERCEPTIONS					FUMBLES		
Year	Team	GP	GS	Tot	Solo	Asst	Sk	Yds	QBP	TFL	No	Yds	Lg	TD	PD	FF	FR	Yds	
2016	Louisiana State	3	0	2	1	1	0.0	0.0	N/A	0	0	0	-	-	0	0	0	0	
2018	Louisiana State	10	10	25	20	5	0.0	0.0	N/A	1.0	1	0	0	0	10	1	0	0	
2019	Louisiana State	15	15	38	28	10	0.0	0.0	N/A	1.0	1	0	0	0	15	0	0	0	
Totals		28	25	65	49	16	0.0	0.0	N/A	2.0	2	0	0	0	25	1	0	0	

Single-Game Highs

Tackles - 6 vs. Clemson (1/13/20)

Interceptions - 1 (Two times, last at Mississippi State 10/19/19)

Tackles for Loss - 1 (Two times, last vs. Clemson 1/13/20)

Passes Defensed - 2 (Six times, last vs. Texas A&M 11/30/19)

KRISTIAN FULTON'S DEFENSIVE GAME-BY-GAME

2020 Tennessee Titans																															
Date	Opp	W/L	P/S	Tot	Solo	Asst	Sk	- Yds	QBP	TFL	Int	Yds	-TD	PD	FF	FR	Yds	SpT													
Sept 14	@ Den	W	p	4	3	1	0.0	0.0	0	0	0	0	0	0	0	0	0	0	0												
Sept 20	Jax	W	p	3	3	0	0.0	0.0	0	0	1	44	0	1	0	0	0	0	0												
Sept 27	@ Min	W	p	2	2	0	1.0	7.0	1	1	0	0	0	0	0	0	0	0	0												
Oct 13	Buf	W	R/C																												
Oct 18	Hou	W	S	3	3	0	0.0	0.0	0	0	0	0	0	0	0	0	0	0	0												
Oct 25	Pit	L	S	3	2	1	0.0	0.0	0	0	0	0	0	0	0	0	0	0	0												
Nov 1	@ Cin	L	IR																												
Nov 8	Chi	W	IR																												
Nov 12	Ind	L	IR																												
Nov 22	@ Bal	W	IR																												
Nov 29	@ Ind	W	IR																												
Totals															11-5	6/2	16	14	2	1.0	7.0	1	1	1	44	0	1	0	0	0	0

KRISTIAN FULTON'S NFL STATISTICS

REGULAR SEASON		TACKLES										INTERCEPTIONS					FUMBLES			
Year	Team	GP	GS	Tot	Solo	Asst	Sk	Yds	QBP	TFL	No	Yds	Lg	TD	PD	FF	FR	Yds	SpT	
2020	Tennessee	6	2	16	14	2	1.0	7.0	1	1	1	44	44	0	1	0	0	0	0	
NFL Totals		6	2	16	14	2	1.0	7.0	1	1	1	44	44	0	1	0	0	0	0	

Single-Game Highs

Tackles - 4 at Denver (9/14/20)

Interceptions - 1 vs. Jacksonville (9/20/20)

Interception Long - 44 vs. Jacksonville (9/20/20)

Passes Defensed - 1 vs. Jacksonville (9/20/20)

Sacks - 1 at Minnesota (9/27/20)



3 STEPHEN GOSTKOWSKI

KICKER • 6'1" • 215 LBS • COLLEGE: MEMPHIS

ACQUIRED: FREE AGENT - 2020 • NFL EXPERIENCE (NFL/TITANS): 15/1

HOMETOWN: MADISON, MISS.

GAMES PLAYED/GAMES STARTED: 219/0 (PLAYOFFS: 28/0)



Super Bowl: 2014, 2016, 2018



Pro Bowl: 2008, 2013, 2014, 2015

PRO: The Titans signed veteran kicker Stephen Gostkowski following training camp in early September 2020. After entering the NFL as a fourth-round pick of the New England Patriots in 2006, the 6-foot-1-inch, 215-pounder spent the next 14 years with the club, earning four Pro Bowl selections and three Super Bowl championships. He became the franchise's all-time leading scorer with 1,775 points over 204 regular season games and also added 205 points in the postseason to rank second in NFL history in playoff scoring. At the end of the 2019 campaign, his 87.4 percent success rate on field goals made him the fifth-most accurate kicker in NFL history.

CAREER HIGHLIGHTS:

- Finished his Patriots' career as the franchise's all-time leader with 1,775 career points and 374 field goals. Enters 2020 in 12th place on the NFL's all-time scoring list and 15th in field goals.
- During his time in New England (2006-19), Gostkowski hit 374 of 428 career field goal attempts, and his 87.4 percent accuracy rate is the highest in Patriots history and is fifth-best in NFL history.
- Gostkowski has been selected to the Pro Bowl four times (2008, 13-15), named Associated Press All-Pro first team in 2008 and 2015 and AP All-Pro second team in 2014.
- With 151 points in 2015, Gostkowski became one of three players to lead the league in scoring for at least five seasons, and with 156 points in 2017, became the first player in NFL history with five separate 150-point seasons.
- In 2013, Gostkowski finished with a career-high and NFL-leading 158 points, surpassing Gino Cappelletti's Patriots record of 155 set in 1964. The 158 points tied for fifth-most in NFL history among kickers. Also broke his own Patriots single-season record and led the NFL with 38 successful field goals, tied for sixth-most in NFL history.
- Gostkowski became the first player in NFL history to reach the 1,000-point plateau in under 120 games (119).
- Gostkowski converted 478 consecutive extra points in the regular season from 2006-16, an NFL record.
- Gostkowski is tied for second all-time with 39 postseason field goals and second on the NFL postseason points list with 205.

TITANS TIDBITS:

- Coming out of high school, Gostkowski received an athletic scholarship to pitch for the University of Memphis baseball team. He made the football team as a walk-on and finished his college career as the team's all-time leading scorer with 369 points.

CAREER TRANSACTIONS:

- The Madison, Miss., native was originally selected by the New England Patriots in the fourth round (118th overall) of the 2006 NFL Draft.
- Signed by the Patriots as an unrestricted free agent on April 10, 2019.
- Released by the Patriots on March 23, 2020.
- Signed by the Titans as a free agent on Sept. 3, 2020.

SEASON RECAPS:

2020 (15/0 - Tennessee): Has connected on 12 career game-winning field goals (including playoffs), including three in 2020 (at DEN, vs. JAX, at MIN). Became the first player since the 1970 NFL-AFL merger to kick a game-winning field goal in the final two minutes of regulation in each of his team's first three games of the season. Named AFC Special Teams Player of the Week after connecting on a career-best six-of-six field goals (39, 31, 30, 51, 54, 55) and his lone extra point chance tying his career-high with 19 points for Week 3 at Minnesota (9/27/20). Named AFC Special Teams

Player of the Month for September after making good on nine of 12 field goals, including game-winning field goals in each of the Titans' victories.

- At Denver (9/14), made his Titans debut and connected on one of four field goals (25) and one of two extra point chances. Posted four touchbacks on four kickoffs. Gave the Titans a 16-14 victory by nailing a 25-yard field goal with 17 seconds remaining in the game.
- Against Jacksonville (9/20), nailed both field goals (51, 49) and three of four extra points. Posted five touchbacks on six kickoffs. Increased the Titans lead to 24-10 with a 51-yard field goal as time expired in the first half. Made good on a 49-yard game-winning field goal with 1:36 remaining in the game. Became the first kicker since Adam Vinatieri with New England in 1999 to make a game-winning field goal in the final two minutes of regulation in each of his team's first two games of a season.
- At Minnesota (9/27), named AFC Special Teams Player of the Week after connecting on a career-best six-of-six field goals (39, 31, 30, 51, 54, 55) and his lone extra point chance tying his career-high with 19 points. In his 15-year career, he previously made five total field goals on two occasions, most recently against Kansas City on Oct. 14, 2018. Hit three field goals of at least 50 yards in distance for the first time in his career. Gave the Titans an early 3-0 lead with a 39-yard field goal in the first quarter. Extended the Titans' lead to 6-0 with a 31-yard field goal in the opening stanza. Nailed a 30-yard field goal which cut the Vikings advantage to 14-9 in the second quarter. Made a 51-yard field goal midway through the third quarter to cut the Vikings' lead to 17-12. Trimmed the Minnesota lead to 30-28 with a 54-yard field goal in the fourth quarter. Made his third game-winning field goal in as many games with a 55-yard connection with 1:44 left to play in the final stanza.
- Against Buffalo (10/13), connected on all six extra point chances in the victory.
- Against Houston (10/18), made good on all four extra point chances. Missed a field goal (37) and had another attempt blocked (27). Collected four touchbacks on six kickoffs.
- Against Pittsburgh (10/25), converted one of two field goals (51) and all three extra point tries. Cut the Steelers lead to 27-17 with a 51-yard field goal late in the third quarter.
- At Cincinnati (11/1), connected on both extra point chances and had a 53-yard field goal hit off the upright.
- Against Chicago (11/8), made good on his lone field goal (40) and all three extra point chances. Gave the Titans a 3-0 lead with a 40-yard field goal in the opening quarter.
- Against Indianapolis (11/12), connected on one of two field goals (50) and both extra point chances. Gave the Titans a 10-3 advantage with a 50-yard field goal early in the second quarter.
- At Baltimore (11/22), made good on all three field goals (40, 40, 22) and his lone extra point chance. Cut the Ravens' lead to 14-10 with a 40-yard field goal with less than a minute remaining in the second quarter. Nailed another 40-yard field goal in the third stanza. Inched the Titans closer with a 22-yard field goal making the score 21-16 early in the fourth quarter.
- At Indianapolis (11/29), made goal on his lone field goal attempt (49) and all six extra point chances. Increased the Titans' lead to 38-14 with a 49-yard field goal late in the third quarter.
- Against Cleveland (12/6), connected on all three extra point chances. Posted four touchbacks on six kickoffs with two failed onside kicks.
- At Jacksonville (12/13), made good on his lone field goal attempt (53) and all four extra point opportunities. Nailed a 53-yard field goal to increase the Titans lead to 17-3 as time expired in the first half. Improved his season totals to seven successful field goals in eight attempts from 50 yards and beyond in 2020. His previous career high for the most field goals in a season of 50-plus yards was five in 2013 with the New England Patriots.

- Against Detroit (12/20), made good on his lone field goal (38) and all five extra point chances. Notched a special teams tackle on kickoff coverage. Nailed a 38-yard field goal as time expired in the first half to give the Titans a 24-15 halftime lead.
- At Green Bay (12/27), connected on both of his extra point opportunities to give him 100 points on the season. It marks his 13th career season with at least 100 points.
- At Houston (1/3), missed the game while on reserve/COVID-19.

2019 (4/0, 0/0 - New England): Played in four regular season contests and converted seven of eight field goal attempts and 11 of 15 extra points before being placed on injured reserve on Oct. 2.

- Against Pittsburgh (9/8), contributed to the season-opening victory by making all four of his field goal attempts and all three extra points.
- At Miami (9/15), made a 28-yard field goal and four extra points in the win.
- Against N.Y. Jets (9/22), converted three of four extra point attempts and a 37-yard field goal in the win. Registered seven touchbacks on nine kickoffs.

2018 (16/0, 3/0 - New England): Played in all 16 regular season games and converted 27 of 32 field goal attempts and 49 of 50 extra points, good for fifth in the NFL with 130 points. Appeared in all three playoff contests and successfully converted five of six field goals and all 10 extra point attempts. Earned AFC Special Teams Player of the Month for October after converting 11 of 12 field goal attempts, 15 of 15 extra points and booting 17 touchbacks over a four-game span during the month.

- Against Kansas City (10/14), connected on all five of his field goal attempts to tie a career-high, including a game-winning 28-yard attempt as time expired to give the Patriots the win. Also converted a 50-yard field goal with three minutes remaining to push the Patriots lead to seven before Kansas City tied the game on the next possession, leading to the game-winning kick by Gostkowski on the ensuing possession. Also made all four of his extra point attempts. His 19 points tied a single-game career high.
- At N.Y. Jets (11/25), converted field goal attempts of 34 and 32 yards and all three extra point attempts in the victory.
- At Kansas City (1/20), made his lone field goal attempt of 47 yards and made all four extra point attempts in the AFC Championship victory.
- Against the L.A. Rams (2/3), nailed field goals of 42 and 41 yards, with the latter effectively icing the game with under two minutes left to play by extending the New England lead to two scores in the Super Bowl LIII victory. Also converted his lone extra point attempt.

2017 (16/0, 3/0 - New England): Played in all 16 regular season games and converted 37 of 40 field goal attempts and 45 of 47 extra points, finishing second in the NFL in scoring with 156 points. Appeared in all three postseason contests and converted three-of-five field goals and 11-of-12 extra points.

- Against Carolina (10/1), converted all four field goal attempts including a then-franchise record 58-yard field goal at the end of the first half that was the longest field goal ever made at Gillette Stadium. Also made both extra point attempts.
- Against L.A. Chargers (10/29), made four of six field goal attempts, including a 26-yarder with 1:08 left in the fourth quarter that gave the Patriots an eight-point lead in their victory. Also converted his lone extra point attempt.
- At Oakland (11/19), named AFC Special Teams Player of the Week following his performance in the Week 11 win in Mexico City, in which he set a new franchise record by converting a 62-yard field goal. Converted all three extra point attempts and all four field goal attempts. Also converted a 51-yard attempt, marking the third time in his career he successfully converted two 50-yard attempts in a single game. His 15 total points moved him into the top-20 all-time in total points.

2016 (16/0, 3/0 - New England): Played in all 16 regular season games and converted 27 of 32 field goals and 46 of 49 extra points. Appeared in all three postseason contests, converting all seven field goal attempts and seven of nine extra point attempts. His 28 points helped move him into third place on the all-time postseason scoring list with 160 points. Earned AFC Special Teams Player of the Week honors following his performances in a Week 1 victory at Arizona and Week 13 win vs. Los Angeles.

- At Arizona (9/11), converted all three field goal attempts, including a 47-yarder, a 53-yarder and the game-winning 32-yarder, and connected on both extra point attempts in the season-opener. Earned AFC Special Teams Player of the Week honors for his Week 1 performance.
- At Buffalo (10/30), finished the game with two successful field goal

attempts, including a 51-yard field goal in the win. Was perfect on extra point attempts, converting all five tries.

- At N.Y. Jets (11/27), made good on three of four field goal attempts in the win, including a 41-yarder in the fourth quarter to pull within one point of the Jets in a 22-17 comeback victory. Also was successful on his lone extra point try.
- Against Los Angeles (12/4), converted all four field goal attempts and both extra points. Earned his second AFC Special Teams Player of the Week award of the season for his performance.
- At Denver (12/18), accounted for 10 of the Patriots 16 points in the win after making good on three of three field goal attempts and succeeding on the game's lone extra point attempt.
- Against N.Y. Jets (12/24), became the 30th NFL player to reach 300 career field goals with a 29-yard field goal in the first quarter of the win. Finished the day two of two on field goal attempts and made good on all five extra point attempts.
- Against Houston (1/14), moved past Jerry Rice into sole possession of fourth place in most postseason points in NFL history after making good on two field goal attempts and four extra points to put up 10 total points in the Divisional Round victory. Also tied Adam Vinatieri with 26 field goals made in Patriots postseason history.
- Against Pittsburgh (1/22), became the Patriots' all-time leader in postseason field goals after his 31-yard field goal in the first quarter of the AFC Championship Game. Finished the day three of three on field goal attempts and three of four on extra point attempts.
- Against Atlanta (2/5), successfully converted field goals of 41 and 33 yards in Super Bowl LI and kickoff duty limited Atlanta's field position throughout the game, especially in the fourth quarter. Moved into fourth all-time in postseason field goals with 31, becoming one of only four players in NFL history with 30 postseason field goals.

2015 (16/0, 2/0 - New England): Selected to his fourth career Pro Bowl. Earned Associated Press All Pro first-team honors, named to the Sporting News All-Pro team and to the Pro Football Writers Association All-NFL team. Played in all 16 regular season games and led the NFL in scoring (151 points) for the fourth consecutive season and fifth time in his career. Became the first player in NFL history with four seasons of 150 or more points and entered 2016 with an NFL record 463 consecutive extra points made. Moved past Adam Vinatieri (263) to become the Patriots all-time leader with 276 field goals and set a new team record by converting 31 consecutive field goals. Earned AFC Special Teams Player of the Month honors for September and AFC Special Teams Player of the Week following his performances in Week 7 and Week 10. Appeared in both playoff games, converting three of four extra point attempts and all four field goal attempts.

- Against Jacksonville (9/27), converted all six extra points and all three field goals in the win.
- At Dallas (10/11), converted three of three field goals and all three extra point attempts in the win, including a career-long 57-yarder that tied Adam Vinatieri's record for the longest field goal in team history.
- At N.Y. Giants (11/15), connected on two of two field goals and three of three extra points in the win. Gostkowski's second field goal was from 54 yards with one second remaining in the game. The kick marked the seventh game-winning field goal of his career.
- At Denver (11/29), converted three of three extra points and a 47-yard field goal in the snow during the final seconds of the fourth quarter to send the game into overtime.
- Against Philadelphia (12/6), made all four extra point attempts and executed a successful onside kick in the fourth quarter, marking the third successful onside kick of his career.

2014 (16/0, 3/0 - New England): Named to his third career Pro Bowl and earned Associated Press All-Pro second-team honors after leading the league in points (156) and field goals made (35). Also set a team record with his 94.6 field goal percentage (35-of-37).

- Against Cincinnati (10/5), connected on a career high five of five field goals and tacked on four of four extra points for a career-high 19 points in the win.
- At Buffalo (10/12), converted three of four field goals, including a season-long 53-yarder, and tacked on four extra points in the win.
- Against Detroit (11/23), passed Gino Cappelletti for second on the Patriots all-time scoring list after converting two-of-two field goals and tacking on four-of-four extra points in the win.
- Against Miami (12/14), became the Patriots all-time leading scorer (1,165 points) after converting two-of-two field goals and five-of-five extra points in

the win.

- Against Baltimore (1/10), converted five of five extra points in the AFC Divisional win, becoming just the seventh player in NFL history with at least 100 kicking points in the postseason.
- Against Indianapolis (1/18), made a 21-yard field goal and tacked on six of six extra points in the AFC Championship Game win, becoming just the 11th player to make at least 20 career postseason field goals.
- Against Seattle (2/1), converted four-of-four extra points in the Super Bowl XLIX win to tie Adam Vinatieri (117) for most postseason kicking points in Patriots history and move into fourth place on the NFL's all-time postseason kicking points list. Kicked touchbacks on all five kickoff attempts in the Super Bowl, becoming the first kicker in NFL history to prevent a kickoff return in a Super Bowl in NFL history.

2013 (16/0, 2/0 - New England): Earned Pro Bowl honors for the second time in his career. Played in all 16 regular season games and finished first in the NFL with 158 total points, a single-season career high and a Patriots team record, surpassing the 155 total points scored by Gino Cappelletti in 1964. Became one of six players in NFL history to lead the league in scoring in three separate seasons. Converted 38 of 41 field goals, setting the franchise record for most field goals in a season. His 92.7 conversion rate was second-highest in team history. The 38 field goals tied for fifth-most in a single season in NFL history. Reached the 1,000 point mark in his 119th career game, the only player in NFL history to reach that mark in fewer than 120 games. Set a then career-high with 21 consecutive field goals made in 2013, falling just two games shy of Adam Vinatieri's franchise record. Earned AFC Special Teams Player of the Month honors for October. Played in both playoff games and converted all six extra points and the lone field goal he attempted.

- At Buffalo (9/8), nailed a game-winning 35-yard field goal with five seconds left to give the Patriots a 23-21 season-opening win.
- Against New Orleans (10/13), connected on all three field goal attempts, including a then career-long 54-yarder in the third quarter.
- At N.Y. Jets (10/20), successfully converted three extra points and two field goal attempts, including a 44-yard try with 16 seconds left to tie the score and send the game into overtime.
- Against Denver (11/24), hit his third career regular season game-winning field goal in overtime to cap a Patriots 34-31 comeback win. Also set a new team record by scoring in his 102nd straight game.
- At Houston (12/1), connected on a game-winning field goal for the second straight game and fourth time in his regular-season career. Ended his then career-long streak of 21 straight conversions when he missed a 55-yard attempt in the second quarter. It was the second-longest streak in a single season in team history.
- Against Cleveland (12/8), made his 200th career field goal and reached 30 field goals in a season for the second time after setting the franchise record with 36 in 2008. Squibbed the first onside kick recovered by the Patriots since 1995, and first that led to a win since 1964, with 1:01 left that led to the game-winning touchdown. Gostkowski's 50-yard field goal in the fourth quarter was his 13th in 2013 of 40 or more yards to set a new team mark.
- At Baltimore (12/22), became the third player in team history to reach 1,000 points after two extra points in the first quarter, joining Adam Vinatieri (1,158) and Gino Cappelletti (1,130).
- Against Indianapolis (1/11), converted all six extra point attempts in the Divisional Playoff and was forced into punting duties for the first time in his career after Ryan Allen left in the second quarter with a shoulder injury and did not return. Finished with five punts for 209 yards (41.8 avg), including two 50-plus yard kicks.

2012 (16/0, 2/0 - New England): Finished the regular season with an NFL-best and then-career-high 153 points, connecting on all 66 extra point attempts and 29 of 35 field goals.

- Against Arizona (9/16), hit four-of-five field goal attempts. Became the first player in Patriots history to connect on two 50-yard field goals in the same game when he drilled a 51-yarder in the third quarter and tied his career long with a 53-yarder in the fourth quarter.
- Against N.Y. Jets (10/21), converted two key field goals in the overtime win. The first was a 43-yard field goal to tie the game as time expired in regulation; the second was a 48-yarder in overtime to give the Patriots a 29-26 lead and the eventual victory.

2011 (16/0, 3/0 - New England): Played in all 16 games and finished the regular season 59 for 59 on extra points and 28 for 33 on field goal attempts, scoring 143 points, fourth most in team history. Added six special

teams tackles. Appeared in all three playoff games, kicking 10 extra points and successfully converting five field goal attempts.

- At N.Y. Jets (11/13), connected on field goals from 36, 37 and a season-long 50 yards, accounting for a season-high 13 points in the 37-16 win. Made two special teams tackles.
- Against Miami (12/24), made a touchdown-saving special teams tackle during the third quarter of the Patriots 17-point come-from-behind win.
- Against Baltimore (1/22), made all three field goal attempts from 29, 35 and 24 yards and both extra points in a three-point AFC Championship win.

2010 (8/0, 0/0 - New England): Played in the first eight games of the season, converting 10 of 13 field goal attempts and all 26 of his attempted extra points. Placed on injured reserve with a thigh injury on Nov. 10, 2010.

- Against Baltimore (10/17), nailed a game-winning 35-yard field goal with 1:56 remaining in overtime, marking his first career game-winning overtime field goal in his first career opportunity. Also made a 24-yard field goal to tie the game at 20 with 1:51 remaining in regulation and a 26-yard field goal in the first quarter.

2009 (16/0, 1/0 - New England): Kicked in all 16 games and connected on 26 of 31 field goals and 47 of 47 extra points for 125 total points. Finished the season with 513 career points to move into fourth place on the franchise scoring list.

- Against Buffalo (9/14), recovered a key fumble in the fourth quarter of the season-opener, diving on a Leodis McKelvin fumble on a kickoff return that was forced by Pierre Woods, giving the Patriots possession at the 31-yard line to help set up the go-ahead touchdown in a come-from-behind 25-24 Patriots win.
- Against Atlanta (9/27), passed Stanley Morgan (408 points) to move into fifth place on the Patriots all-time scoring list during the victory. Tied his career-high with four field goals in the win over the Falcons.
- At Denver (10/11), set a then-career-long with a 53-yard field goal, besting a 52-yard field goal he had vs. Chicago (11/26/06).
- Against Tennessee (10/18), tied a team record with eight extra points.
- Against Miami (11/8), named AFC Special Teams Player of the Week after tying his then-career-high with four field goals (30, 38, 34 and 40) in the Patriots 27-17 victory.
- Against Carolina (12/13), went over 100 points on the season with two field goals and two extra points. His 47-yard field goal was the 100th field goal of his career.

2008 (16/0 - New England): Selected to the Pro Bowl for the first time in his career and named to the Associated Press All-Pro first team. Set a Patriots single-season record and led the NFL with 36 field goals. Led the NFL with 148 points, the most by a Patriots player since the 1970 AFL-NFL merger and the second highest total in team history (Gino Cappelletti, 155 in 1964). Connected on 90 percent of his field goal tries (36 of 40), tying the third highest single-season field goal percentage in team history. Also selected as an All-Pro by ESPN.com, SI.com, The Sporting News and Pro Football Weekly. Named AFC Special Teams Player of the Month for the month of October, when he made nine of 10 field goal attempts.

- At N.Y. Jets (9/14), tied a then single-game career high with four field goals attempted.
- Against Arizona (12/21), set a then-single-game career high with 17 points (five extra point attempts and four field goals) in a snowstorm.

2007 (16/0, 3/0 - New England): Finished with a then-career-high 137 points for the season while successfully making 21 of 24 field goal attempts. Set a then-NFL record for extra point attempts while going a perfect 74 for 74.

- At Dallas (10/14), tallied a season-high 12 points while going six of six on extra point attempts and two of two on field goal attempts.
- At Buffalo (11/18), set career-highs in extra points made and extra points attempted with eight in the Patriots' dominating 56-10 win.
- At N.Y. Giants (12/29), tied a season-high with 12 points in the season finale, kicking a season-high three field goals and knocking in three extra points to finish the season a perfect 74 for 74 in extra point attempts.
- Against Jacksonville (1/12), connected on all four extra point attempts while making one-of-two field goal tries in the Patriots win in the AFC Divisional Playoff.

2006 (16/0, 3/0 - New England): Saw action in all 16 regular season contests and three postseason games and made good on 20 of 26 field goals and 43 of 44 extra point opportunities in his rookie season. Made 18 of his last 21 field goal attempts in the regular season. Finished fifth in the

AFC with 12 touchbacks. Connected on all eight of his field goal attempts in the 2006 postseason.

- Against Buffalo (9/10), connected on his first career NFL field goal from 32 yards out in the Patriots 19-17 victory.
- Against Houston (12/17), made on all four field goal attempts and all of his extra point opportunities.
- Against N.Y. Jets (1/7), made good on all three field goal attempts and all four extra point opportunities in the Wild Card game.
- At San Diego (1/14), gave the Patriots a 3-0 lead with a 50-yard field goal in the first quarter of the Divisional Playoff game. Then connected on his first career game-winning field goal from 31 yards out to give the Patriots a 24-21 lead with 1:10 remaining in the fourth quarter.
- At Indianapolis (1/21) in the AFC Championship Game, gave the Patriots a 31-28 lead with a 28-yard field goal in the fourth quarter. Nailed a 43-yard field goal with 3:49 left to play in the game, giving the Patriots a 34-31 lead.

COLLEGE:

- Finished his collegiate career placing 13th in NCAA Division 1-A history with 369 points and 14th with 70 successful field goals.
- His 369 career points set a Memphis record, shattering the old mark of 263 points by Joe Allison (1990-93).
- Made 70 of 92 field goals during his career, good for a 76.1 percent accuracy rate.
- Over his final two seasons, made 85.7 percent of his field goal attempts (42-of-49).
- Held the top three spots on the Tigers' single-season record list for points scored by a kicker, totaling 101 points in 2003, 108 in 2004 and 101 in 2005.
- His 44 successful extra points in 2003 topped the old school single-season record of 42 by John Cobb (1949), and his 48 extra points in 2004 broke the previous record of 44, which he had established a year earlier.
- Majored in exercise and sport science at Memphis.

PERSONAL:

- Attended Madison (Miss.) Central High School, where he lettered for four years in football and soccer and three years in baseball.
- Earned all-state honors in all three sports.
- Holds the school record for the longest field goal at 55 yards.
- Completed his prep baseball career with a 16-2 record and a 1.00 ERA, leading Madison Central to the 2002 Mississippi state championship.
- Also played baseball at the University of Memphis.
- Stephen and his wife, Hallie, have two sons, Slayden Kyle and Gannon William, and a daughter, Lyla.
- Born Stephen Carroll Gostkowski on Jan. 28, 1984 in Baton Rouge, La.

STEPHEN GOSTKOWSKI'S GAME-BY-GAME

2006 New England Patriots

Date	Opp	W/L	PAT		FG			1-19		20-29		30-39		40-49		50+		LG	Pts	Kick-by-Kick	Kickoffs				
			Ma	Att	Ma	Att	Pct	Ma	Att	Ma	Att	Ma	Att	Ma	Att	Ma	Att				No	InEZ	TB	PctTB	
Sept 10	Buf	W	2	2	1	1	100.0	0	0	0	0	1	1	0	0	0	0	32	5	32	4	4	0	0.0	
Sept 17	@ NYJ	W	3	3	1	2	50.0	0	0	1	2	0	0	0	0	0	0	20	6	20, 29b	5	3	1	20.0	
Sept 24	Den	L	1	1	0	1	0.0	0	0	0	0	0	1	0	0	0	0	0	1	37b	2	1	1	50.0	
Oct 1	@ Cin	W	5	5	1	2	50.0	0	0	1	1	0	0	0	1	0	0	24	8	48n, 24	7	6	4	57.1	
Oct 8	Mia	W	2	2	2	2	100.0	0	0	0	0	2	2	0	0	0	0	35	8	31, 31	5	3	1	20.0	
Oct 22	@ Buf	W	4	4	0	0	0.0	0	0	0	0	0	0	0	0	0	0	0	4		5	3	1	20.0	
Oct 30	@ Min	W	4	4	1	1	100.0	0	0	1	1	0	0	0	0	0	0	23	7	23	6	1	1	16.7	
Nov 5	Ind	L	2	2	2	3	66.7	0	0	1	1	0	1	1	1	0	0	49	8	49, 36n, 26	5	0	0	0.0	
Nov 12	NYJ	L	0	0	2	2	100.0	0	0	1	1	1	1	0	0	0	0	31	6	31, 21	4	1	0	0.0	
Nov 19	@ GB	W	5	5	0	0	0.0	0	0	0	0	0	0	0	0	0	0	5		6	3	0	0.0		
Nov 26	Chi	W	2	2	1	1	100.0	0	0	0	0	0	0	0	0	1	1	52	5	52	4	2	0	0.0	
Dec 3	Det	W	2	2	2	2	100.0	0	0	2	2	0	0	0	0	0	0	27	8	25, 27	5	0	0	0.0	
Dec 10	@ Mia	L	0	0	0	0	0.0	0	0	0	0	0	0	0	0	0	0	0	0		1	1	1	100.0	
Dec 17	Hou	W	4	4	4	4	100.0	0	0	1	1	3	3	0	0	0	0	36	16	26, 32, 31, 21	9	3	1	11.1	
Dec 24	@ Jax	W	3	3	1	2	50.0	0	0	0	0	0	0	1	2	0	0	48	6	48, 49n	5	2	1	20.0	
Dec 31	@ Ten	W	4	5	2	3	66.7	0	0	2	2	0	1	0	0	0	0	28	10	28, 26, 33n	8	2	0	0.0	
Totals			12-4	43	44	20	26	76.9	0	0	10	11	7	10	2	4	1	1	52	103		81	35	12	15.0
Playoffs																									
Jan 1	NYJ	W	4	4	3	3	100.0	0	0	2	2	0	0	1	1	0	0	40	13	20, 40, 28	8	3	1	14.3	
Jan 14	@ SD	W	1	1	3	3	100.0	0	0	0	0	2	2	0	0	1	1	50	10	50, 34, 31	6	0	0	0.0	
Jan 21	@ IND	L	4	4	2	2	100.0	0	0	1	1	0	0	1	1	0	0	43	10	28, 43	7	4	2	28.6	
Totals			2-1	9	9	8	8	100.0	0	0	3	3	2	2	2	2	1	1	50	33		21	7	3	15.0

2007 New England Patriots

Date	Opp	W/L	PAT		FG			1-19		20-29		30-39		40-49		50+		LG	Pts	Kick-by-Kick	Kickoffs				
			Ma	Att	Ma	Att	Pct	Ma	Att	Ma	Att	Ma	Att	Ma	Att	Ma	Att				No	InEZ	TB	PctTB	
Sept 9	@ NYJ	W	5	5	1	1	100.0	0	0	1	1	0	0	0	0	0	0	22	8	22	7	5	1	14.3	
Sept 16	SD	W	5	5	1	2	50.0	0	0	1	1	0	0	0	1	0	0	24	8	41n, 24	7	2	1	14.3	
Sept 23	Buf	W	5	5	1	1	100.0	0	0	1	1	0	0	0	0	0	0	24	8	24	7	5	2	28.6	
Oct 1	@ Cin	W	4	4	2	2	100.0	0	0	0	0	2	2	0	0	0	0	36	10	31, 36	7	3	1	14.3	
Oct 7	Cle	W	4	4	2	2	100.0	0	0	2	2	0	0	0	0	0	0	25	10	20, 25	7	0	0	0.0	
Oct 14	@ Dal	W	6	6	2	2	100.0	0	0	1	1	0	0	1	1	0	0	45	12	45, 22	9	6	2	22.2	
Oct 21	@ Mia	W	7	7	0	0	0.0	0	0	0	0	0	0	0	0	0	0	0	7		8	5	3	37.5	
Oct 28	Was	W	7	7	1	1	100.0	0	0	0	0	1	1	0	0	0	0	36	10	36	9	2	2	22.2	
Nov 4	@ Ind	W	3	3	1	1	100.0	0	0	0	0	1	1	0	0	0	0	34	6	34	5	3	2	40.0	
Nov 18	@ Buf	W	8	8	0	0	0.0	0	0	0	0	0	0	0	0	0	0	0	8		9	1	0	0.0	
Nov 25	Phi	W	4	4	1	2	50.0	0	0	1	1	0	1	0	0	0	0	23	7	23, 32n	6	2	0	0.0	
Dec 3	@ Bal	W	3	3	2	2	100.0	0	0	1	1	1	1	0	0	0	0	38	9	21, 38	6	2	1	16.7	
Dec 9	Pit	W	4	4	2	3	66.7	0	0	1	1	0	0	1	2	0	0	42	10	48n, 42, 28	7	2	0	0.0	
Dec 16	NYJ	W	2	2	2	2	100.0	0	0	1	1	1	1	0	0	0	0	34	8	26, 34	5	0	0	0.0	
Dec 23	Mia	W	4	4	0	0	0.0	0	0	0	0	0	0	0	0	0	0	0	4		5	0	0	0.0	
Dec 29	@ NYG	W	3	3	3	3	100.0	0	0	0	0	2	2	1	1	0	0	45	12	37, 45, 37	8	0	0	0.0	
Totals			16-0	74	74	21	24	87.5	0	0	10	10	8	9	3	5	0	0	45	137		112	38	15	13.4
Playoffs																									
Jan 12	Jax	W	4	4	1	2	50.0	0	0	0	0	1	2	0	0	0	0	35	7	35n, 35	6	2	1	16.7	
Jan 20	SD	W	3	3	0	0	0.0	0	0	0	0	0	0	0	0	0	0	0	3		4	1	0	0.0	
Feb 3	NYG	L	2	2	0	0	0.0	0	0	0	0	0	0	0	0	0	0	0	2		3	1	0	0.0	
Totals			2-1	9	9	1	2	50.0	0	0	0	0	1	2	0	0	0	0	35	12		13	4	1	7.7

2008 New England Patriots

Date	Opp	W/L	PAT		FG			1-19		20-29		30-39		40-49		50+		LG	Pts	Kick-by-Kick	Kickoffs				
			Ma	Att	Ma	Att	Pct	Ma	Att	Ma	Att	Ma	Att	Ma	Att	Ma	Att				No	InEZ	TB	PctTB	
Sept 7	KC	W	2	2	1	1	100.0	0	0	0	0	1	1	0	0	0	0	37	5	37	4	2	0	0.0	
Sept 14	@ NYJ	W	1	1	4	4	100.0	0	0	3	3	1	1	0	0	0	0	37	13	21, 37, 28, 27	6	6	5	83.3	
Sept 21	Mia	L	1	1	2	2	100.0	0	0	0	0	1	1	1	1	0	0	44	7	37, 44	4	1	1	25.0	
Oct 5	@ SF	W	3	3	3	3	100.0	0	0	0	0	1	1	2	2	0	0	49	12	35, 40, 49	7	4	3	42.9	
Oct 12	@ SD	L	1	1	1	2	50.0	0	0	0	0	0	0	1	2	0	0	47	4	48n, 47	3	1	1	33.3	
Oct 20	Den	W	5	5	2	2	100.0	0	0	0	0	1	1	1	1	0	0	40	11	31, 40	8	2	1	12.5	
Oct 26	StL	W	2	2	3	3	100.0	0	0	1	1	1	1	1	1	0	0	41	11	30, 27, 41	5	2	1	20.0	
Nov 2	@ Ind	L	0	0	3	3	100.0	0	0	2	2	1	1	0	0	0	0	35	9	29, 35, 25	5	2	1	20.0	
Nov 9	Buf	W	2	2	2	3	66.7	0	0	0	0	2	2	0	1	0	0	37	8	32, 49n, 37	5	1	1	20.0	
Nov 13	NYJ	L	2	2	3	3	100.0	0	0	0	0	1	1	2	2	0	0	47	11	42, 31, 47	8	2	1	14.29	
Nov 23	@ Mia	W	6	6	2	2	100.0	0	0	0	0	2	2	0	0	0	0	30	12	30, 30	9	5	1	11.1	
Nov 30	Pit	L	1	1	1	2	50.0	0	0	1	2	0	0	0	0	0	0	29	4	29, 27n	3	0	0	0.0	
Dec 7	@ Sea	W	1	1	3	3	100.0	0	0	1	1	0	0	1	1	1	1	50	10	50, 42, 27	6	0	0	0.0	
Dec 14	@ Oak	W	7	7	0	0	0.0	0	0	0	0	0	0	0	0	0	0	0	7		8	2	0	0.0	
Dec 21	Ari	W	5	5	4	4	100.0	0	0	1	1	3	3	0	0	0	0	38	17	38, 35, 24, 30	10	0	0	0.0	
Dec 28	@ Buf	W	1	1	2	3	66.7	0	0	1	2	1	1	0	0	0	0	33	7	33, 26n, 23	4	1	1	25.0	
Totals			11-5	40	40	36	40	90.0	0	0	10	12	16	16	9	11	1	1	50	148		95	31	17	18.1

STEPHEN GOSTKOWSKI'S GAME-BY-GAME CONT.

2009 New England Patriots

Date	Opp	W/L	PAT		FG			1-19		20-29		30-39		40-49		50+		LG	Pts	Kick-by-Kick	Kickoffs			
			Ma	Att	Ma	Att	Pct	Ma	Att	Ma	Att	Ma	Att	Ma	Att	Ma	Att				No	InEZ	TB	PctTB
Sept 14	Buf	W	1	1	2	3	66.7	0	0	2	2	0	0	0	1	0	0	28	7	41n, 20, 28	5	4	1	20.0
Sept 20	@ NYJ	L	0	0	3	3	100.0	0	0	2	2	0	0	1	1	0	0	45	9	45, 25, 29	4	2	0	0.0
Sept 27	Atl	W	2	2	4	4	100.0	0	0	2	2	2	2	0	0	0	0	33	14	21, 33, 22, 33	7	4	2	28.6
Oct 4	Bal	W	3	3	2	2	100.0	0	0	0	0	2	2	0	0	0	0	33	9	32, 33	6	6	2	33.3
Oct 11	@ Den	L	2	2	1	2	50.0	0	0	0	0	0	0	0	1	1	1	53	5	53, 40n	5	4	3	60.0
Oct 18	Ten	W	8	8	1	2	50.0	0	0	0	0	1	2	0	0	0	0	33	11	39n, 33	10	2	2	20.0
Oct 25	@ TB	W	5	5	0	0	0.0	0	0	0	0	0	0	0	0	0	0	0	5		6	3	3	50.0
Nov 8	Mia	W	1	1	4	4	100.0	0	0	0	0	3	3	1	1	0	0	40	13	30, 38, 34, 40	6	3	2	33.3
Nov 15	@ Ind	L	4	4	2	2	100.0	0	0	0	0	2	2	0	0	0	0	36	10	31, 36	7	6	3	42.9
Nov 22	NYJ	W	4	4	1	2	50.0	0	0	1	1	0	0	0	1	0	0	26	7	26, 40n	6	4	1	16.7
Nov 30	@ NO	L	2	2	1	2	50.0	0	0	0	0	1	1	0	0	0	1	36	5	36, 50n	4	2	0	0.0
Dec 6	@ Mia	L	3	3	0	0	0.0	0	0	0	0	0	0	0	0	0	0	0	3		4	2	0	0.0
Dec 13	Car	W	2	2	2	2	100.0	0	0	0	0	0	0	2	2	0	0	48	8	48, 47	5	0	0	0.0
Dec 20	@ Buf	W	2	2	1	1	100.0	0	0	0	0	1	1	0	0	0	0	30	5	30	4	0	0	0.0
Dec 27	Jax	W	5	5	0	0	0.0	0	0	0	0	0	0	0	0	0	0	0	5		6	2	1	16.7
Jan 3	@ Hou	L	3	3	2	2	100.0	0	0	0	0	0	0	1	1	1	1	51	9	51, 43	6	3	1	16.7
Totals	10-6		47	47	26	31	83.9	0	0	7	7	12	13	5	8	2	3	53	125		91	47	21	23.1
Playoffs																								
Jan 10	Bal	L	2	2	0	1	0.0	0	0	0	0	0	0	0	1	0	0	0	2	44n	3	1	0	0.0
Totals	0-1		2	2	0	1	0.0	0	0	0	0	0	0	0	1	0	0	0	2		3	1	0	0.0

2010 New England Patriots

Date	Opp	W/L	PAT		FG			1-19		20-29		30-39		40-49		50+		LG	Pts	Kick-by-Kick	Kickoffs			
			Ma	Att	Ma	Att	Pct	Ma	Att	Ma	Att	Ma	Att	Ma	Att	Ma	Att				No	InEZ	TB	PctTB
Sept 12	Cin	W	5	5	1	3	33.3	0	0	0	0	1	1	0	1	0	1	32	8	32, 47n, 56n	7	3	3	42.9
Sept 19	@ NYJ	L	2	2	0	1	0.0	0	0	0	0	0	1	0	0	0	0	0	2	37n	3	1	1	33.3
Sept 26	Buf	W	5	5	1	1	100.0	0	0	0	0	0	0	1	1	0	0	43	8	43	6	3	1	16.7
Oct 4	@ Mia	W	5	5	2	2	100.0	0	0	1	1	1	1	0	0	0	0	30	11	23, 30	7	7	5	71.4
Oct 17	Bal	W	2	2	3	3	100.0	0	0	1	1	2	2	0	0	0	0	38	11	38, 24, 35	6	5	3	50.0
Oct 24	@ SD	W	2	2	3	3	100.0	0	0	0	0	2	2	1	1	0	0	40	11	40, 35, 35	6	4	1	16.7
Oct 31	Min	W	4	4	0	0	0.0	0	0	0	0	0	0	0	0	0	0	0	4		5	1	1	20.0
Nov 7	@ Cle	L	1	1	0	0	0.0	0	0	0	0	0	0	0	0	0	0	0	1		2	0	0	0.0
Placed on injured reserve on Nov. 10, 2010																								
Totals	6-2		26	26	10	13	76.9	0	0	2	2	6	7	2	3	0	1	43	56		42	24	15	35.7

2011 New England Patriots

Date	Opp	W/L	PAT		FG			1-19		20-29		30-39		40-49		50+		LG	Pts	Kick-by-Kick	Kickoffs			
			Ma	Att	Ma	Att	Pct	Ma	Att	Ma	Att	Ma	Att	Ma	Att	Ma	Att				No	InEZ	TB	PctTB
Sept 12	@ Mia	W	5	5	1	2	50.0	0	0	1	1	0	0	0	1	0	0	20	8	48n, 20	7	4	1	14.3
Sept 18	SD	W	3	3	2	2	100.0	0	0	1	1	0	0	1	1	0	0	47	9	22, 47	6	5	3	50.0
Sept 25	@ Buf	L	4	4	1	1	100.0	0	0	1	1	0	0	0	0	0	0	23	7	23	6	6	5	83.3
Oct 2	@ Oak	W	4	4	1	1	100.0	0	0	0	0	0	0	1	1	0	0	44	7	44	6	4	1	16.7
Oct 9	NYJ	W	3	3	3	3	100.0	0	0	2	2	0	0	1	1	0	0	44	12	44, 24, 28	7	7	2	28.6
Oct 16	Dal	W	2	2	2	2	100.0	0	0	1	1	1	1	0	0	0	0	31	8	31, 26	5	4	3	60.0
Oct 30	@ Pit	L	2	2	1	2	50.0	0	0	0	0	0	0	1	2	0	0	46	5	46, 42n	5	2	0	0.0
Nov 6	NYG	L	2	2	2	3	66.7	0	0	0	1	1	1	1	1	0	0	45	8	27n, 32, 45	5	3	1	20.0
Nov 13	@ NYJ	W	4	4	3	3	100.0	0	0	1	1	1	1	0	0	1	1	50	13	50, 36, 27	8	4	2	25.0
Nov 21	KC	W	4	4	2	2	100.0	1	1	1	1	0	0	0	0	0	0	21	10	21, 19	7	4	1	14.3
Nov 27	@ Phi	W	5	5	1	2	50.0	0	0	0	0	0	1	1	1	0	0	45	8	39n, 45	7	7	5	71.4
Dec 4	Ind	W	4	4	1	1	100.0	0	0	0	0	1	1	0	0	0	0	39	7	39	6	6	4	66.7
Dec 11	@ Was	W	4	4	2	2	100.0	0	0	2	2	0	0	0	0	0	0	24	10	23, 24	6	3	0	0.0
Dec 18	@ Den	W	5	5	2	2	100.0	0	0	1	1	1	1	0	0	0	0	34	11	21, 34	7	7	3	42.9
Dec 24	Mia	W	3	3	2	3	66.7	0	0	0	0	0	0	2	2	0	1	45	9	51n, 45, 42	6	5	3	50.0
Jan 1	Buf	W	5	5	2	2	100.0	0	0	1	1	0	0	1	1	0	0	47	11	47, 20	9	9	7	77.8
Totals	13-3		59	59	28	33	84.8	1	1	12	13	5	6	9	11	1	2	50	143		103	80	41	40.6
Playoffs																								
Jan 14	Den	W	6	6	1	1	100.0	0	0	1	1	0	0	0	0	0	0	20	9	20	8	6	4	50.0
Jan 22	Bal	W	2	2	3	3	100.0	0	0	2	2	1	1	0	0	0	0	35	11	29, 35, 24	6	5	5	83.3
Feb 5	NYG	L	2	2	1	1	100.0	0	0	1	1	0	0	0	0	0	0	29	5	29	4	1	1	25.0
Totals	2-1		10	10	5	5	100.0	0	0	4	4	1	1	0	0	0	0	35	25		18	12	10	55.6

STEPHEN GOSTKOWSKI'S GAME-BY-GAME CONT.

2012 New England Patriots

Date	Opp	W/L	PAT		FG			1-19		20-29		30-39		40-49		50+		LG	Pts	Kick-by-Kick	Kickoffs				
			Ma	Att	Ma	Att	Pct	Ma	Att	Ma	Att	Ma	Att	Ma	Att	Ma	Att				No	InEZ	TB	PctTB	
Sept 9	@ Ten	W	4	4	2	2	100.0	0	0	1	1	1	0	0	0	0	31	10	25, 31	7	6	3	42.9		
Sept 16	Ari	L	0	0	4	5	80.0	0	0	0	0	1	1	1	2	2	53	12	46, 34, 51, 53, 42n	6	5	4	66.7		
Sept 23	@ Bal	L	3	3	3	3	100.0	0	0	1	1	1	1	1	1	0	49	12	37, 49, 20	7	5	3	42.9		
Sept 30	@ Buf	W	7	7	1	3	33.3	0	0	0	0	1	1	0	2	0	30	10	49n, 42n, 30	9	9	8	88.9		
Oct 7	Den	W	4	4	1	1	100.0	0	0	1	1	0	0	0	0	0	23	7	23	6	5	2	33.3		
Oct 14	@ Sea	L	2	2	3	3	100.0	0	0	1	1	2	2	0	0	0	35	11	25, 35, 35	6	6	4	66.7		
Oct 21	NYJ	W	3	3	2	2	100.0	0	0	0	0	0	0	2	2	0	48	9	43, 48	5	4	1	20.0		
Oct 28	@ STL	W	6	6	1	1	100.0	0	0	1	1	0	0	0	0	0	26	9	26	8	5	3	37.5		
Nov 11	Buf	W	4	4	3	3	100.0	0	0	1	1	0	0	2	2	0	48	13	43, 48, 27	8	8	6	75.0		
Nov 18	Ind	W	8	8	1	2	50.0	0	0	0	0	1	2	0	0	0	31	11	36n, 31	10	4	3	30.0		
Nov 22	@ NYJ	W	7	7	0	1	0.0	0	0	0	0	0	1	0	0	0	0	7	39n	8	7	1	12.5		
Dec 2	@ Mia	W	2	2	3	4	75.0	0	0	1	1	1	1	1	2	0	43	11	49n, 43, 32, 20	6	6	5	83.3		
Dec 10	Hou	W	6	6	0	0	0.0	0	0	0	0	0	0	0	0	0	0	6		7	7	5	71.4		
Dec 12	SF	L	4	4	2	2	100.0	0	0	0	0	1	1	1	1	0	41	10	32, 41	7	4	1	16.7		
Dec 23	@ Jax	W	2	2	3	3	100.0	0	0	1	1	1	1	1	1	0	49	11	25, 49, 38	6	2	1	16.7		
Dec 30	Mia	W	4	4	0	0	0.0	0	0	0	0	0	0	0	0	0	0	4		5	4	2	40.0		
Totals	12-4		66	66	29	35	82.9	0	0	8	8	10	12	9	13	2	2	53	153	111	87	52	47.3		
Playoffs																									
Jan 13	Hou	W	5	5	2	2	100.0	0	0	0	0	2	2	0	0	0	0	0	38	11	37, 38	8	6	3	37.5
Jan 20	Bal	L	1	1	2	2	100.0	0	0	1	1	1	1	0	0	0	0	0	31	7	31, 25	3	0	0	0.0
Totals	1-1		6	6	4	4	100.0	0	0	1	1	3	3	0	0	0	0	38	18	11	6	3	27.3		

2013 New England Patriots

Date	Opp	W/L	PAT		FG			1-19		20-29		30-39		40-49		50+		LG	Pts	Kick-by-Kick	Kickoffs			
			Ma	Att	Ma	Att	Pct	Ma	Att	Ma	Att	Ma	Att	Ma	Att	Ma	Att				No	InEZ	TB	PctTB
Sept 8	@ Buf	W	2	2	3	3	100.0	0	0	0	0	2	2	1	1	0	0	48	11	48, 33, 35	6	6	5	83.3
Sept 12	NYJ	W	1	1	2	3	66.7	0	0	1	1	1	1	0	1	0	0	30	7	21, 30, 43n	4	4	4	100.0
Sept 22	TB	W	2	2	3	3	100.0	0	0	0	0	1	1	1	1	1	1	53	11	53, 46, 33	5	5	5	100.0
Sept 29	@ Atl	W	3	3	3	3	100.0	0	0	1	1	0	0	2	2	0	0	49	12	48, 22, 49	7	7	6	85.7
Oct 6	@ Cin	L	0	0	2	2	100.0	1	1	0	0	0	0	1	1	0	0	42	6	42, 19	3	3	2	66.7
Oct 13	NO	W	3	3	3	3	100.0	0	0	1	1	1	1	0	0	1	1	54	12	35, 54, 23	7	6	4	57.1
Oct 20	@ NYJ	L	3	3	2	2	100.0	0	0	0	0	1	1	1	1	0	0	44	9	39, 44	6	6	5	83.3
Oct 27	Mia	W	3	3	2	2	100.0	0	0	0	0	1	1	1	1	0	0	48	9	34, 48	6	5	3	50.0
Nov 3	Pit	W	7	7	2	2	100.0	0	0	1	1	1	1	0	0	0	0	32	13	20, 32	10	6	4	40.0
Nov 13	@ Car	L	2	2	2	2	100.0	0	0	1	1	0	0	1	1	0	0	42	8	42, 26	5	5	2	40.0
Nov 24	Den	W	4	4	2	2	100.0	0	0	0	0	2	2	0	0	0	0	31	10	31, 31	7	4	4	57.1
Dec 1	@ Hou	W	4	4	2	3	66.7	0	0	0	0	0	0	0	0	2	3	53	10	55n, 53, 53	7	7	5	71.4
Dec 8	Cle	W	1	1	2	2	100.0	0	0	0	0	1	1	0	0	1	1	50	7	33, 50	6	3	2	40.0
Dec 15	@ Mia	L	2	2	2	3	66.7	0	0	2	2	0	0	0	1	0	0	23	8	22, 48n, 23	5	3	2	40.0
Dec 22	@ Bal	W	5	5	2	2	100.0	0	0	0	0	0	0	2	2	0	0	45	11	45, 42	8	8	6	75.0
Dec 29	Buf	W	2	2	4	4	100.0	0	0	1	1	2	2	1	1	0	0	43	14	43, 35, 29, 35	7	6	6	85.7
Totals	12-4		44	44	38	41	92.7	1	1	8	8	13	13	11	13	5	6	54	158	99	84	65	66.3	
Playoffs																								
Jan 11	Ind	W	5	5	0	0	0.0	0	0	0	0	0	0	0	0	0	0	0	5		7	7	7	100.0
Jan 19	@ Den	L	1	1	1	1	100.0	0	0	0	0	0	0	1	1	0	0	47	4	47	4	2	2	66.7
Totals	1-1		6	6	1	1	100.0	0	0	0	0	0	0	1	1	0	0	47	9	11	9	9	90.0	

2014 New England Patriots

Date	Opp	W/L	PAT		FG			1-19		20-29		30-39		40-49		50+		LG	Pts	Kick-by-Kick	Kickoffs			
			Ma	Att	Ma	Att	Pct	Ma	Att	Ma	Att	Ma	Att	Ma	Att	Ma	Att				No	InEZ	TB	PctTB
Sept 7	@ Mia	L	2	2	2	2	100.0	0	0	0	0	0	0	2	2	0	0	47	8	45, 47	5	4	2	40.0
Sept 14	@ Min	W	3	3	3	3	100.0	0	0	1	1	0	0	2	2	0	0	48	12	48, 47, 27	7	5	4	57.1
Sept 21	Oak	W	1	1	3	3	100.0	0	0	2	2	1	1	0	0	0	0	36	10	21, 20, 36	4	4	4	100.0
Sept 29	@ KC	L	2	2	0	0	0.0	0	0	0	0	0	0	0	0	0	0	0	2		3	2	1	33.3
Oct 5	Cin	W	4	4	5	5	100.0	1	1	1	1	1	1	2	2	0	0	48	19	48, 19, 23, 47, 35	10	8	3	30.0
Oct 12	@ Buf	W	4	4	3	4	75.0	0	0	0	0	0	1	2	2	1	1	53	13	36n, 42, 53, 40	7	7	5	71.4
Oct 16	NYJ	W	3	3	2	2	100.0	0	0	0	0	2	2	0	0	0	0	39	9	39, 36	5	5	3	60.0
Oct 26	Chi	W	6	6	3	3	100.0	0	0	2	2	1	1	0	0	0	0	39	15	23, 27, 39	10	8	5	50.0
Nov 2	Den	W	4	4	3	3	100.0	0	0	1	1	0	0	2	2	0	0	49	13	49, 29, 45	9	3	3	33.3
Nov 16	@ Ind	W	6	6	0	0	0.0	0	0	0	0	0	0	0	0	0	0	0	6		7	6	5	71.4
Nov 23	Det	W	4	4	2	2	100.0	0	0	0	0	1	1	1	1	0	0	43	10	35, 43	6	6	5	83.3
Nov 30	@ GB	L	3	3	0	1	0.0	0	0	0	0	0	0	0	1	0	0	0	3	47n	4	2	0	0.0
Dec 7	@ SD	W	2	2	3	3	100.0	0	0	2	2	1	1	0	0	0	0	38	11	22, 22, 38	6	5	4	66.7
Dec 14	Mia	W	5	5	2	2	100.0	0	0	0	0	2	2	0	0	0	0	36	11	35, 36	8	6	6	75.0
Dec 21	@ NYJ	W	2	2	1	1	100.0																	

STEPHEN GOSTKOWSKI'S GAME-BY-GAME CONT.

Playoffs

Jan 10	Bal	W	5	5	0	0	0.0	0	0	0	0	0	0	0	0	0	5	6	2	0	0.0	
Jan 18	Ind	W	6	6	1	1	100.0	0	0	1	1	0	0	0	0	0	21	9	6	4	50.0	
Feb 1	Sea	W	4	4	0	0	0.0	0	0	0	0	0	0	0	0	0	4	5	5	5	100.0	
Totals			3-0	15	15	1	1	100.0	0	0	1	1	0	0	0	0	21	18	19	13	9	47.4

2015 New England Patriots

Date	Opp	W/L	PAT		FG			1-19		20-29		30-39		40-49		50+		LG	Pts	Kick-by-Kick	Kickoffs			
			Ma	Att	Ma	Att	Pct	Ma	Att	Ma	Att	Ma	Att	Ma	Att	Ma	Att				No	InEZ	TB	PctTB
Sept 10	Pit	W	4	4	0	0	0.0	0	0	0	0	0	0	0	0	0	0	4	5	4	80.0			
Sept 20	@ Buf	W	4	4	4	4	100.0	0	0	2	2	0	0	1	1	1	1	16	46, 21, 50, 25	9	8	7	77.8	
Sept 27	Jax	W	6	6	3	3	100.0	0	0	1	1	0	0	2	2	0	0	15	46, 20, 46	10	9	7	70.0	
Oct 11	@ Dal	W	3	3	3	3	100.0	0	0	0	0	1	1	1	1	1	1	12	49, 57, 34	7	7	6	85.7	
Oct 18	@ Ind	W	4	4	2	2	100.0	0	0	0	0	1	1	1	1	0	0	10	40, 35	7	7	6	85.7	
Oct 25	NYJ	W	3	3	3	3	100.0	0	0	1	1	1	1	1	1	0	0	12	38, 46, 24	7	7	5	71.4	
Oct 29	Mia	W	4	4	2	2	100.0	0	0	0	0	1	1	0	0	1	1	10	52, 36	7	7	5	71.4	
Nov 8	Was	W	3	3	2	2	100.0	0	0	2	2	0	0	0	0	0	0	9	21, 21	6	4	2	40.0	
Nov 15	@ NYG	W	3	3	2	2	100.0	0	0	0	0	1	1	0	0	1	1	9	31, 54	6	5	3	50.0	
Nov 23	Buf	W	2	2	2	3	66.7	0	0	0	0	2	2	0	0	0	1	35	8	35, 54n, 35	5	4	3	60.0
Nov 29	@ Den	L	3	3	1	1	100.0	0	0	0	0	0	0	1	1	0	0	6	47	4	4	2	50.0	
Dec 6	Phi	L	4	4	0	0	0.0	0	0	0	0	0	0	0	0	0	0	4		3	1	0	0.0	
Dec 13	@ Hou	W	3	3	2	2	100.0	0	0	0	0	0	0	2	2	0	0	9	43, 49	6	6	5	83.3	
Dec 20	Ten	W	3	3	4	5	80.0	0	0	0	0	2	2	2	3	0	0	15	43, 48	8	7	6	75.0	
Dec 27	@ NYJ	L	2	2	2	2	100.0	0	0	0	0	1	1	1	1	0	0	8	43, 48n, 38, 42, 32	6	5	5	83.3	
Jan 3	@ Mia	L	1	1	1	2	50.0	0	0	0	0	1	1	0	1	0	0	4		3	3	3	100.0	
Totals			12-4	52	52	33	36	91.7	0	0	6	6	11	11	12	14	4	5	57	151	99	89	69	71.1
Playoffs																								
Jan 16	KC	W	3	3	2	2	100.0	0	0	0	0	1	1	1	1	0	0	9	40, 32	6	6	3	50.0	
Jan 24	@ Den	L	0	1	2	2	100.0	0	0	0	0	1	1	1	1	0	0	6	46, 38	5	4	4	100.0	
Totals			1-1	3	4	4	4	100.0	0	0	0	0	2	2	2	2	0	0	46	15	11	10	7	70.0

2016 New England Patriots

Date	Opp	W/L	PAT		FG			1-19		20-29		30-39		40-49		50+		LG	Pts	Kick-by-Kick	Kickoffs			
			Ma	Att	Ma	Att	Pct	Ma	Att	Ma	Att	Ma	Att	Ma	Att	Ma	Att				No	InEZ	TB	PctTB
Sept 11	@ Ari	W	2	2	3	3	100.0	0	0	0	0	1	1	1	1	1	1	11	47, 53, 32	6	4	2	33.3	
Sept 18	Mia	W	4	4	1	2	50.0	0	0	0	0	1	2	0	0	0	0	7	34, 39n	6	6	5	83.3	
Sept 22	Hou	W	3	3	2	2	100.0	0	0	2	2	0	0	0	0	0	0	9	24, 25	6	4	3	50.0	
Oct 2	Buf	L	0	0	0	1	0.0	0	0	0	0	0	0	0	1	0	0	0	48n	1	1	1	100.0	
Oct 9	@ Cle	W	4	4	1	2	50.0	0	0	0	0	1	1	0	0	0	1	7	50n, 31	6	2	2	33.3	
Oct 16	Cin	W	3	4	2	2	100.0	0	0	0	0	1	1	1	1	0	0	9	46, 31	7	5	4	57.1	
Oct 23	@ Pit	W	3	4	0	0	0.0	0	0	0	0	0	0	0	0	0	0	3		5	3	2	40.0	
Oct 23	@ Buf	W	5	5	2	2	100.0	0	0	0	0	1	1	0	0	1	1	11	51, 32	7	5	4	57.1	
Nov 23	Sea	L	3	3	1	1	100.0	0	0	0	0	1	1	0	0	0	0	6	30	5	3	3	60.0	
Nov 20	@ SF	W	3	4	1	1	100.0	0	0	0	0	1	1	0	0	0	0	6	38	6	5	5	83.3	
Nov 27	@ NYJ	W	1	1	3	4	75.0	0	0	2	2	0	1	1	1	0	0	10	28, 39n, 29, 41	6	4	3	50.0	
Dec 4	LAR	W	2	2	4	4	100.0	0	0	1	1	0	0	3	3	0	0	14	28, 48, 45, 45	7	7	3	42.9	
Dec 12	Bal	W	4	4	0	0	0.0	0	0	0	0	0	0	0	0	0	0	4		5	5	3	60.0	
Dec 18	@ Den	W	1	1	3	3	100.0	0	0	1	1	0	0	2	2	0	0	10	45, 40, 21	5	4	3	60.0	
Dec 24	NYJ	W	5	5	2	2	100.0	0	0	2	2	0	0	0	0	0	0	11	29, 22	8	4	4	50.0	
Jan 1	@ Mia	W	3	3	2	3	66.7	0	0	1	1	0	0	1	1	0	1	9	40, 26, 52n	7	5	5	71.4	
Totals			14-2	46	49	27	32	84.4	0	0	9	9	7	9	9	10	2	4	53	127	93	67	52	55.9
Playoffs																								
Jan 14	Hou	W	4	4	2	2	100.0	1	1	0	0	0	0	1	1	0	0	10	19, 43	7	4	4	57.1	
Jan 22	Pit	W	3	4	3	3	100.0	0	0	1	1	1	1	1	1	0	0	12	31, 47, 26	8	6	5	62.5	
Feb 5	Atl	W	0	1	2	2	100.0	0	0	0	0	1	1	1	1	0	0	6	41, 33	6	1	0	0.0	
Totals			3-0	7	9	7	7	100.0	1	1	1	1	2	2	3	3	0	0	47	28	21	11	9	45.0

2017 New England Patriots

Date	Opp	W/L	PAT		FG			1-19		20-29		30-39		40-49		50+		LG	Pts	Kick-by-Kick	Kickoffs			
			Ma	Att	Ma	Att	Pct	Ma	Att	Ma	Att	Ma	Att	Ma	Att	Ma	Att				No	InEZ	TB	PctTB
Sept 7	KC	L	3	3	2	2	100.0	0	0	1	1	1	1	0	0	0	0	9	25, 32	6	6	2	33.3	
Sept 17	@ NO	W	3	4	3	3	100.0	0	0	3	3	0	0	0	0	0	0	12	28, 24, 27	7	3	2	28.6	
Sept 24	Hou	W	4	4	0	0	0.0	0	0	0	0	0	0	0	0	0	0	4		6	4	2	33.3	
Oct 1	Car	L	3	3	3	3	100.0	0	0	0	0	1	1	1	1	1	1	12	41, 35, 58	6	4	3	50.0	
Oct 5	@ TB	W	1	1	4	4	100.0	0	0	2	2	0	0	2	2	0	0	13	27, 23, 45, 48	6	5	5	83.3	
Oct 15	@ NYJ	W	3	3	1	2	50.0	0	0	1	1	0	0	0	1	0	0	6	47n, 28	5	4	2	40.0	
Oct 22	Atl	W	2	2	3	3	100.0	0	0	2	2	1	1	0	0	0	0	11	29, 21, 38	6	1	1	16.7	
Oct 29	LAC	W	1	1	4	6	66.7	0	0	2	2	1	1	1	3	0	0	13	25, 36, 43n, 43, 43n, 26	6	5	2	33.3	
Nov 12	@ Den	W	5	5	2	2	100.0	0	0	2	2	0	0	0	0	0	0	11	25, 28	8	3	1	12.5	
Nov 19	@ Oak	W	3	3	4	4	100.0	0	0	1	1	0	0	1	1	2	2	15	62, 51, 40, 29	7	6	6	85.7	
Nov 26	Mia	W	5	5	0	0	0.0	0	0	0	0	0	0	0	0	0	0	5		6	4	2	33.3	

STEPHEN GOSTKOWSKI'S GAME-BY-GAME CONT.

Dec 3	@ Buf	W	2	2	3	3	100.0	0	0	0	0	2	2	0	0	1	1	50	11	50, 31, 39	6	5	3	50.0
Dec 11	@ Mia	L	2	2	2	2	100.0	0	0	0	0	1	1	1	1	0	0	46	8	46, 33	5	1	1	25.0
Dec 17	@ Pit	W	1	2	2	2	100.0	0	0	0	0	1	1	1	1	0	0	46	7	32, 46	6	2	1	16.7
Dec 24	Buf	W	4	4	3	3	100.0	0	0	1	1	1	1	1	1	0	0	40	13	21, 40, 34	8	6	6	75.0
Dec 31	NYJ	W	3	3	1	1	100.0	0	0	1	1	0	0	0	0	0	0	21	6	21	5	1	1	20.0
Totals	13-3		45	47	37	40	92.5	0	0	16	16	9	9	8	11	4	4	62	156		99	60	40	40.8
Playoffs																								
Jan 13	Ten	W	5	5	0	1	0.0	0	0	0	0	0	0	0	0	0	1	0	5	53n	6	5	2	33.3
Jan 21	Jax	W	3	3	1	1	100.0	0	0	0	0	1	1	0	0	0	0	31	6	31	5	4	3	60.0
Feb 4	Phi	L	3	4	2	3	66.7	0	0	1	2	0	0	1	1	0	0	45	9	26, 26n, 45	7	4	3	42.9
Totals	2-1		11	12	3	5	60.0	0	0	1	2	1	1	1	1	0	1	45	20		18	13	8	44.4

2018 New England Patriots

Date	Opp	W/L	PAT		FG			1-19		20-29		30-39		40-49		50+		LG	Pts	Kick-by-Kick	Kickoffs			
			Ma	Att	Ma	Att	Pct	Ma	Att	Ma	Att	Ma	Att	Ma	Att	Ma	Att				No	InEZ	TB	PctTB
Sept 9	Hou	W	3	3	2	2	100.0	0	0	0	0	2	2	0	0	0	0	39	9	39, 35	6	4	1	16.7
Sept 16	@ Jax	L	2	2	2	3	66.7	0	0	1	1	0	0	1	1	0	1	46	8	54n, 29, 46	5	3	2	40.0
Sept 23	@ Det	L	1	1	1	1	100.0	0	0	0	0	1	1	0	0	0	0	36	4	36	3	3	3	100.0
Sept 30	Mia	W	5	5	1	1	100.0	0	0	1	1	0	0	0	0	0	0	20	8	20	7	6	5	71.4
Oct 4	Ind	W	5	5	1	1	100.0	0	0	0	0	0	0	1	1	0	0	45	8	45	7	6	6	85.7
Oct 14	KC	W	4	4	5	5	100.0	0	0	2	2	1	1	1	1	1	1	50	19	48, 24, 39, 50, 28	9	6	4	44.4
Oct 21	@ Chi	W	5	5	1	1	100.0	0	0	1	1	0	0	0	0	0	0	29	8	29	7	6	3	42.9
Oct 29	@ Buf	W	1	1	4	5	80.0	0	0	2	2	1	1	1	1	0	1	40	13	25, 40, 28, 50n, 25	7	4	4	57.1
Nov 4	GB	W	4	4	1	1	100.0	0	0	1	1	0	0	0	0	0	0	28	7	28	6	4	4	66.7
Nov 11	@ Ten	L	1	1	1	2	50.0	0	0	0	0	0	0	0	0	1	2	52	4	52, 52n	3	1	1	33.3
Nov 24	@ NYJ	W	3	3	2	2	100.0	0	0	0	0	2	2	0	0	0	0	34	9	34, 32	6	5	4	66.7
Dec 2	Min	W	3	3	1	2	50.0	0	0	1	1	0	0	0	1	0	0	20	6	20, 48n	5	3	3	60.0
Dec 9	@ Mia	L	3	4	2	3	66.7	0	0	1	1	1	1	0	1	0	0	32	9	42n, 32, 22	7	6	5	71.4
Dec 16	@ Pit	L	1	1	1	1	100.0	0	0	0	0	1	1	0	0	0	0	33	4	33	3	2	2	66.7
Dec 23	Buf	W	3	3	1	1	100.0	0	0	1	1	0	0	0	0	0	0	24	6	24	5	2	1	20.0
Dec 30	NYJ	W	5	5	1	1	100.0	0	0	0	0	1	1	0	0	0	0	38	8	38	7	3	2	28.6
Totals	11-5		49	50	27	32	84.4	0	0	11	11	10	10	4	6	2	5	52	130		93	64	50	53.8
Playoffs																								
Jan 13	LAC	W	5	5	2	2	100.0	0	0	1	1	1	1	0	0	0	0	30	11	28, 30	8	2	2	25.0
Jan 20	@ KC	W	4	4	1	1	100.0	0	0	0	0	0	0	1	1	0	0	47	7	47	6	2	1	16.7
Feb 3	LAR	W	1	1	2	3	66.7	0	0	0	0	0	0	2	3	0	0	42	7	46n, 42, 41	4	3	3	75.0
Totals	3-0		10	10	5	6	83.3	0	0	1	1	1	1	3	4	0	0	47	25		18	7	6	33.3

2019 New England Patriots

Date	Opp	W/L	PAT		FG			1-19		20-29		30-39		40-49		50+		LG	Pts	Kick-by-Kick	Kickoffs			
			Ma	Att	Ma	Att	Pct	Ma	Att	Ma	Att	Ma	Att	Ma	Att	Ma	Att				No	InEZ	TB	PctTB
Sept 8	Pit	W	3	3	4	4	100.0	0	0	1	1	2	2	1	1	0	0	41	15	25, 41, 35, 39	8	6	6	75.0
Sept 15	@ Mia	W	4	6	1	2	50.0	0	0	1	1	0	0	0	1	0	0	28	7	48n, 28	8	8	7	87.5
Sept 22	NYJ	W	3	4	1	1	100.0	0	0	0	0	1	1	0	0	0	0	37	6	37	6	6	6	100.0
Sept 29	@ Buf	W	1	2	1	1	100.0	0	0	1	1	0	0	0	0	0	0	23	4	23	4	3	2	50.0
Placed on injured reserve on Oct. 2, 2019																								
Totals	4-0		11	15	7	8	87.5	0	0	3	3	3	3	1	2	0	0	41	32		26	23	21	80.8

2020 Tennessee Titans

Date	Opp	W/L	PAT		FG			1-19		20-29		30-39		40-49		50+		LG	Pts	Kick-by-Kick	Kickoffs			
			Ma	Att	Ma	Att	Pct	Ma	Att	Ma	Att	Ma	Att	Ma	Att	Ma	Att				No	InEZ	TB	PctTB
Sept 14	@ Den	W	1	2	1	4	25.0	0	0	1	1	0	0	0	3	0	0	25	4	47wr, 44b, 42wl, 25	4	4	4	100.0
Sept 20	Jax	W	3	4	2	2	100.0	0	0	0	0	0	0	1	1	1	1	51	9	51, 49	6	5	5	83.3
Sept 27	@ Min	W	1	1	6	6	100.0	0	0	0	0	3	3	0	0	3	3	55	19	39, 31, 30, 51, 54, 55	9	7	7	77.8
Oct 13	Buf	W	6	6	0	0	-	0	0	0	0	0	0	0	0	0	0	-	6	-	7	4	1	14.3
Oct 18	Hou	W	4	4	0	2	0.0	0	0	0	1	0	1	0	0	0	0	-	4	27b, 37wr	6	5	4	66.7
Oct 25	Pit	L	3	3	1	2	50.0	0	0	0	0	0	0	0	1	1	1	51	6	51, 45wr	5	4	4	80.0
Nov 1	@ Cin	L	2	2	0	1	0.0	0	0	0	0	0	0	0	0	0	0	-	2	53ru	4	0	0	0.0
Nov 8	Chi	W	3	3	1	1	100.0	0	0	0	0	0	0	1	1	0	0	40	6	40	5	3	2	40.0
Nov 12	Ind	L	2	2	1	2	50.0	0	0	0	0	0	0	0	1	1	1	50	5	50, 44wr	4	2	1	25.0
Nov 22	@ Bal	W	1	1	3	3	100.0	0	0	1	1	0	0	2	2	0	0	40	10	40, 40, 22	7	7	5	71.4
Nov 29	@ Ind	W	6	6	1	1	100.0	0	0	0	0	0	0	1	1	0	0	49	9	49	8	7	6	75.0
Dec 6	Cle	L	3	3	0	0	-	0	0	0	0	0	0	0	0	0	0	-	3	-	6	4	4	66.7
Dec 13	@ Jax	W	4	4	1	1	100.0	0	0	0	0	0	0	0	0	1	1	53	7	53	5	4	4	80.0
Dec 20	Det	W	5	5	1	1	100.0	0	0	0	0	1	1	0	0	0	0	38	8	38	8	7	4	50.0
Dec 27	@ GB	L	2	2	0	0	-	0	0	0	0	0	0	0	0	0	0	-	2	-	3	0	0	0.0
Jan 3	@ Hou	W	Reserve/COVID-19																					
Totals	10-5		46	48	18	26	69.2	0	0	2	3	4	5	5	10	7	8	55	100		87	63	51	58.6

STEPHEN GOSTKOWSKI'S NFL STATISTICS

REGULAR SEASON			PAT		FG			1-19		20-29		30-39		40-49		50+		Kickoffs					
Date	Team	GP	Ma	Att	Ma	Att	Pct	Ma	Att	Ma	Att	Ma	Att	Ma	Att	Ma	Att	LG	Pts	No	InEZ	TB	PctTB
2006	New England	16	43	44	20	26	76.9	0	0	10	11	7	10	2	4	1	1	52	103	81	35	12	15.0
2007	New England	16	74	74	21	24	87.5	0	0	10	10	8	9	3	5	0	0	45	137	112	38	15	13.4
2008	New England	16	40	40	36	40	90.0	0	0	10	12	16	16	9	11	1	1	50	148	95	31	17	18.1
2009	New England	16	47	47	26	31	83.9	0	0	7	7	12	13	5	8	2	3	53	125	91	47	21	23.1
2010	New England	8	26	26	10	13	76.9	0	0	2	2	6	7	2	3	0	1	43	56	42	24	15	35.7
2011	New England	16	59	59	28	33	84.8	1	1	12	13	5	6	9	11	1	2	50	143	103	80	41	40.6
2012	New England	16	66	66	29	35	82.9	0	0	8	8	10	12	9	13	2	2	53	153	111	87	52	47.3
2013	New England	16	44	44	38	41	92.7	1	1	8	8	13	13	11	13	5	6	54	158	99	84	65	66.3
2014	New England	16	51	51	35	37	94.6	1	1	11	11	10	11	12	13	1	1	53	156	99	76	53	53.5
2015	New England	16	52	52	33	36	91.7	0	0	6	6	11	11	12	14	4	5	57	151	99	89	69	71.1
2016	New England	16	46	49	27	32	84.4	0	0	9	9	7	9	9	10	2	4	53	127	93	67	52	55.9
2017	New England	16	45	47	37	40	92.5	0	0	16	16	9	9	8	11	4	4	62	156	99	60	40	40.8
2018	New England	16	49	50	27	32	84.4	0	0	11	11	10	10	4	6	2	5	52	130	93	64	50	53.8
2019	New England	4	11	15	7	8	87.5	0	0	3	3	3	3	1	2	0	0	41	32	26	23	21	80.8
2020	Tennessee	15	46	48	18	26	69.2	0	0	2	3	4	5	5	10	7	8	55	100	87	63	51	58.6
NFL Totals		219	699	712	392	454	86.3	3	3	125	130	131	144	101	134	32	43	62	1,875	1,330	868	574	43.2

PLAYOFFS			PAT		FG			1-19		20-29		30-39		40-49		50+		Kickoffs					
Date	Team	GP	Ma	Att	Ma	Att	Pct	Ma	Att	Ma	Att	Ma	Att	Ma	Att	Ma	Att	LG	Pts	No	InEZ	TB	PctTB
2006	New England	3	9	9	8	8	100.0	0	0	3	3	2	2	2	2	1	1	50	33	21	7	3	15.0
2007	New England	3	9	9	1	2	50.0	0	0	0	0	1	2	0	0	0	0	35	12	13	4	1	7.7
2009	New England	1	2	2	0	1	0.0	0	0	0	0	0	0	0	1	0	0	0	2	3	1	0	0.0
2011	New England	3	10	10	5	5	100.0	0	0	4	4	1	1	0	0	0	0	35	25	18	12	10	55.6
2012	New England	2	6	6	4	4	100.0	0	0	1	1	3	3	0	0	0	0	38	18	11	6	3	27.3
2013	New England	2	6	6	1	1	100.0	0	0	0	0	0	0	1	1	0	0	47	9	11	9	9	90
2014	New England	3	15	15	1	1	100.0	0	0	1	1	0	0	0	0	0	0	21	18	19	13	9	47.4
2015	New England	2	3	4	4	4	100.0	0	0	0	0	2	2	2	2	0	0	46	15	11	10	7	70
2016	New England	3	7	9	7	7	100.0	1	1	1	1	2	2	3	3	0	0	47	28	21	11	9	45
2017	New England	3	11	12	3	5	60.0	0	0	1	2	1	1	1	1	0	1	45	20	18	13	8	44.4
2018	New England	3	10	10	5	6	83.3	0	0	1	1	1	1	3	4	0	0	47	25	18	7	6	33.3
Playoff Totals		28	88	92	39	44	88.6	1	1	12	13	13	14	12	14	1	2	50	205	164	93	65	40.6

Single-Game Highs

Field Goals Made - **6 at Minnesota (9/27/20)**
 Field Goal Attempts - **6 (Twice, last at Minnesota 9/27/20)**
 Longest Field Goal - 62 at Oakland (11/19/17)
 PATs Made - 8 (Three times, last vs. Indianapolis 11/18/12)
 PATs Attempted - 8 (Three times, last vs. Indianapolis 11/18/12)
 Points - **19 (Three times, last at Minnesota 9/27/20)**
 Consecutive Field Goals Made - 31 (12/7/14-11/23/15)
 Consecutive Extra Points Made - 478 (2006-16)
 Touchbacks - 8 at Buffalo (9/30/12)

Additional Career Statistics

Special Teams Tackles - 3 (2006), 3 (2007), 2 (2008), 6 (2009), 1 (2010), 6 (2011), 3 (2012), 1 (2013), 2 (2014), 3 (2019), **1 (2020)**
 Fumble Recovery - 1 vs. Buffalo (9/14/09)

Playoff Single-Game Highs

Field Goals Made - 3 (Four times, last vs. Pittsburgh 1/22/17)
 Field Goals Attempts - 3 (Six times, last vs. Los Angeles Rams 2/3/19)
 Longest Field Goal - 50 at San Diego Chargers (1/14/07)
 PATs Made - 6 (Twice, last vs. Indianapolis 1/18/15)
 PATs Attempted - 6 (Twice, last vs. Indianapolis 1/18/15)
 Points - 13 vs. New York Jets (1/7/07)

Additional Career Playoff Statistics

Punts - 5 for 209 yards, 41.8 avg., 36.6 net avg., 1 TB, 2 In 20, 53 Lg vs. Indianapolis (1/11/14)
 Special Teams Tackles - 1 vs. Houston (1/13/13), 1 vs. Philadelphia (2/4/18)

Game-Winning Field Goals*

1/14/07 at San Diego^ (31 yards)
 10/17/10 vs. Baltimore (35 yards, OT)
 10/21/12 vs. N.Y. Jets (48 yards, OT)
 9/8/13 at Buffalo (35 yards)
 11/24/13 vs. Denver (31 yards, OT)
 12/1/13 at Houston (53 yards)
 11/15/15 at N.Y. Giants (54 yards)
 9/11/16 at Arizona (32 yards)
 10/14/18 vs. Kansas City (28 yards)
9/14/20 at Denver (25 yards)
9/20/20 vs. Jacksonville (49 yards)
9/27/20 at Minnesota (55 yards)

* A game-winning field goal is defined as one that was the final score of the game and gave the kicker's team the lead at any time in the fourth quarter or overtime.

^ Denotes postseason game



22 DERRICK HENRY

RUNNING BACK • 6'3" • 247 LBS • COLLEGE: ALABAMA
ACQUIRED: 2ND ROUND - 2016 • NFL EXPERIENCE (NFL/TITANS): 5/5
HOMETOWN: YULEE, FLA.
GAMES PLAYED/GAMES STARTED: 78/47 (PLAYOFFS: 5/5)



Pro Bowl: 2019, 2020



Captain: 2020

PRO: The Titans selected Heisman Trophy winner Derrick Henry in the second round of the 2016 NFL Draft out of the University of Alabama. The 6-foot-3-inch, 247-pounder is a powerful, downhill runner who displays tremendous speed and balance. In 2019, Henry was the NFL's leading rusher with 1,540 yards and 16 rushing scores. He racked up 3,833 rushing yards and scored 38 rushing touchdowns during his first four NFL seasons, including back-to-back 1,000-yard seasons in 2018 and 2019. At Alabama, the Heisman Trophy winner set numerous school and SEC records while leading his team to a National Championship in 2015.

CAREER HIGHLIGHTS:

- In 2019, Henry was the NFL's leading rusher with a career-best 1,540 rushing yards on a career-high 303 carries for a career-high 16 rushing touchdowns.
- In 2019, Henry received numerous awards and recognition, including the NFL's FedEx Ground Player of the Year, second-team All-Pro by the Associated Press and his first career Pro Bowl selection.
- In 2019, led the AFC, ranked third in the NFL, and led the team with a career-high 18 total touchdowns.
- Ranked second in the AFC and fourth in the NFL with a career-high 1,746 yards from scrimmage in 2019.
- In 2019, Henry recorded eight 100-yard rushing performances including the postseason.
- In 2019, moved into fifth place on the franchise's all-time rushing touchdowns list after passing Lorenzo White (29) against Kansas City (11/10/19). In the same game, Henry also became the ninth player in franchise history to reach 3,000 career rushing yards.
- In Week 17 of the 2019 season, he was named AFC Offensive Player of the Week after his performance at Houston (12/29/19), where he rushed a season-high 32 times for a season-best 211 yards with three touchdowns to secure the NFL's rushing title.
- In 2019, became the sixth player in franchise history with at least 12 touchdowns in two or more consecutive seasons.
- In 2019, joined Napoleon Kaufman (1997-99) and Robert Smith (1997-2000) as the only players in NFL history to record a rushing touchdown of at least 70 yards in three consecutive seasons.
- Passed Steve McNair (3,439 career rushing yards) for sixth place on the team's all-time rushing list, and later passed Hoyle Granger (3,514) for fifth place on the team's all-time rushing list in 2019.
- In 2019, Henry started all three of the team's playoff games and finished the postseason with 83 carries for a league-best 446 yards and two touchdowns, all of which set career-highs. His 446 rushing yards in the postseason ranked second in franchise playoff history behind Eddie George's 449 rushing yards during the 1999 playoffs.
- In 2019, during Wild Card Weekend at New England (1/4/20), Henry set a then-franchise playoff record with 182 rushing yards on 34 carries and a touchdown, which marked the second-most yards on the road in an NFL playoff game since 1950. The following week during the Divisional Round at Baltimore (1/11/20), set a franchise playoff record with 195 rushing yards on 30 carries.
- In 2018, Henry was named to the PFWA All-AFC team after setting then single-season career highs in carries (215), rushing yards (1,059), rushing long (99t), and touchdowns (12).
- 2018 marked Henry's first career 1,000-yard season. He finished sixth in the NFL in rushing yards.
- In 2018, named AFC Offensive Player of the Week for Week 13 after collecting a franchise-best 238 rushing yards with a franchise-tying four

rushing touchdowns against Jacksonville on Thursday Night Football (12/6). In the same game, he scored four rushing touchdowns to tie the franchise's single-game record (Earl Campbell, Lorenzo White).

- In Week 13 of the 2018 season, recorded the second 99-yard touchdown run in NFL history (Tony Dorsett). The run also set the mark for the longest touchdown run in franchise history and tied for the longest scrimmage play in NFL history. He also became the second player in NFL history with a rushing touchdown of at least 90 yards and a rushing touchdown of at least 50 yards in the same game (Chris Johnson).
- In 2018, named AFC Offensive Player of the Month for December after registering 97 carries for 625 yards and eight touchdowns.
- In 2018, became the seventh NFL player since the 1970 AFL-NFL merger with at least four rushing touchdowns and at least 200 rushing yards in a game (Clinton Portis, Barry Sanders, Doug Martin, Jonas Gray, Mike Anderson and Corey Dillon). Henry became the first to accomplish the feat in fewer than 20 carries (17).
- In 2017, Henry led the Titans with 744 rushing yards on 176 carries, and he rushed for five touchdowns for the second consecutive season.
- In the team's Wild Card playoff victory at Kansas City on Jan. 6, 2018, Henry recorded a franchise postseason record of 191 scrimmage yards (156 rushing, 35 receiving), breaking a 57-year-old postseason record set on Jan. 1, 1961, when Billy Cannon had 178 scrimmage yards against the Los Angeles Chargers. Henry's 156 rushing yards ranked second in franchise postseason history (162 by Eddie George on Jan. 16, 2000).
- In 2016, Henry rushed for 490 yards and five touchdowns to become the third rookie for the franchise in the "Titans era" to score at least five touchdowns in a season, joining Vince Young (seven rushing touchdowns in 2006) and Chris Johnson (nine rushing and one receiving in 2008).
- Despite playing just three seasons and not seeing extensive action in his first campaign at Alabama, Henry finished his career as the school's all-time rushing leader with 3,591 yards.
- As a senior in 2015, Henry claimed the Heisman Trophy and led his team to the College Football Playoff National Championship. He also won the Doak Walker and Maxwell Award and was selected as the Walter Camp Player of the Year after rushing for an Alabama and Southeastern Conference record 2,219 yards.

TITANS TIDBITS:

- In high school, Henry broke the 51-year-old national high school rushing record with 12,124 yards after compiling 4,261 rushing yards as a senior.
- Henry sealed an Iron Bowl victory with an epic, career-best 271 rushing yards against the Tigers in 2015. He put the Crimson Tide on his back by carrying the ball a school-record 46 times. His 271 rushing yards were 11 more yards than Auburn had in total offense (260). He ended the game with 14 consecutive rushes to run out the clock.
- His late grandmother, Gladys Henry, helped raise him and played a key inspirational role in his development. In 2018, he fulfilled a promise to her and graduated from Alabama with his bachelor's degree. He has a portrait tattoo of her on his chest.
- Gladys Henry nicknamed him "Shocka" as a baby because he "shocked the whole family" when he was born.
- Henry has been growing out his hair since he was in elementary school.

CAREER TRANSACTIONS:

- The Yulee, Fla., native was selected by the Titans in the second round (45th overall) the 2016 NFL Draft.

SEASON RECAPS:

2020 (16/16): Selected to his second career Pro Bowl. Led the NFL with a franchise-record 2,027 rushing yards becoming the eighth player in NFL history to eclipse 2,000 rushing yards in a season. Became the first player since LaDainian Tomlinson (2006-07) to lead the NFL in rushing yards in consecutive seasons. Became the fifth all-time NFL player to lead the NFL in rushing yards, attempts and rushing touchdowns in consecutive seasons and the first since 1967-68. Led the NFL with 2,141 yards from scrimmage which ranks second in franchise history. Led the NFL with a career-high 17 rushing touchdowns. Has 23 career 100-yard rushing performances (including the playoffs), including 10 in 2020 (at DEN, at MIN, vs. HOU, at CIN, vs. IND, at BAL, at IND, at JAX, vs. DET, at HOU). Has led the team in rushing yards 16 times in 2020 (at DEN, vs. JAX, at MIN, vs. BUF, vs. HOU, vs. PIT, at CIN, vs. CHI, vs. IND, at BAL, at IND, vs. CLE, at JAX, vs. DET, at GB, at HOU). Named AFC Offensive Player of the Month for October after averaging a league-high 114.7 rushing yards per game, totaling an AFC-high 344 yards on 61 attempts and scoring an NFL-best five rushing touchdowns. Became the third player in franchise history to rush for 1,200 yards and 10 touchdowns in at least two consecutive seasons. Passed Lorenzo White (4,079 career rushing yards) for fourth place on the franchise's all-time rushing list at Minnesota (9/27/20). Became the fourth player in franchise history to hit 40 career rushing touchdowns at Minnesota (9/27/20). Registered his 50th career touchdown (rushing and receiving) at Baltimore (11/22/20), becoming the fifth player in franchise history to score at least 50 career touchdowns of any kind. Became the first player in NFL history with multiple game-winning overtime touchdowns in a single season (vs. HOU, at BAL). Went over the 5,000-yard career rushing mark and became the fourth player in franchise history to reach the plateau at Indianapolis (11/29/20). Logged his fourth career game with at least 200 rushing yards and two touchdowns at Jacksonville (12/13/20), becoming the NFL's first player to record four such performances, breaking Jim Brown's NFL record of three games that was later matched by Barry Sanders and LaDainian Tomlinson. Became the NFL's fifth player to rush for at least 175 and two touchdowns three times in a season, joining Baltimore's Jamal Lewis (2003), the New York Giants' Joe Morris (1986), San Diego's LaDainian Tomlinson (2006) and Miami's Ricky Williams (2002).

- At Denver (9/14), led the team with 116 rushing yards on 31 carries. Caught three passes for 15 yards out of the backfield. Became the third player in franchise history to record 10 consecutive regular season games with at least 80 scrimmage yards. Extended the Titans' initial scoring drive with an 11-yard rush on third-and-one in the second quarter.
- Against Jacksonville (9/20), rushed 25 times for 84 yards. Became the second player in franchise history to record 11 consecutive regular season games with at least 80 scrimmage yards. Extended the Titans' third touchdown drive with a seven-yard run on third-and-three in the second quarter.
- At Minnesota (9/27), rushed 26 times for 119 yards with two touchdowns. Snared two passes for 11 yards. Extended the Titans' scoring drive in the second quarter with a one-yard rush on fourth-and-one. Cut the Vikings' lead to 24-19 with a one-yard touchdown plunge in the third quarter. Gave the Titans a 25-24 lead with a one-yard touchdown rumble late in the third stanza.
- Against Buffalo (10/13), started at running back and carried the ball 19 times for 57 yards with two touchdowns. It was his 10th career game with at least two rushing touchdowns. Caught one pass for six yards. Gave the Titans a 14-7 advantage with a one-yard touchdown plunge on the third play of the second quarter. Increased the Titans lead to 35-16 with a nine-yard touchdown jaunt off right end in the final quarter.
- Against Houston (10/18), named AFC Offensive Player of the Week after recording 22 carries for a team-best 212 yards and two touchdowns, recording his third career 200-yard rushing game. His 212 rushing yards rank fifth in franchise history, and he now owns three of the top six single-game rushing performances in team annals. Kickstarted the Titans' second touchdown drive with a 34-yard run up the middle in the first quarter. Extended the Titans' second touchdown drive with a two-yard rumble on third-and-one in the opening quarter. Allowed the Titans to regain the lead with a 94-yard touchdown run in the fourth quarter. Became the fifth NFL player to record two career rushing touchdowns of 90 or more yards. Kickstarted the Titans' game-winning drive with a 53-yard catch-and-run down the right sideline in overtime. Sealed the 42-36 victory with a game-winning five-yard touchdown run out the Wildcat formation in overtime.
- Against Pittsburgh (10/25), started at running back and rushed 20 times for 75 yards with a score. Caught two passes out of the backfield. Cut the Steelers lead to 27-24 with a one-yard touchdown plunge in the fourth

quarter.

- At Cincinnati (11/1), led the team with 112 rushing yards on 18 carries with a score. Rushed seven times for 46 yards during the Titans' initial scoring drive in the second quarter. Extended the Titans initial touchdown drive with a four-yard run on third-and-one. Cut the Bengals' lead to 10-7 with a three-yard touchdown jaunt off right guard in the second quarter. Kept the Titans' second touchdown drive alive with a seven-yard run on third-and-one in the fourth quarter.
- Against Chicago (11/8), rushed 21 times for a team-high 68 yards. Extended the Titans' first touchdown drive with a two-yard run on third-and-two in the second quarter. Kickstarted the Titans' final touchdown drive with a 26-yard jaunt off right end in the fourth quarter.
- Against Indianapolis (11/12), led the team with 103 rushing yards on 19 carries. Hauled in one pass for six yards.
- At Baltimore (11/22), carried the ball 28 times for 133 yards with the game-winning score, his 50th career touchdown. Extended a Titans' scoring drive with a three-yard run on third-and-one late in the second quarter. Ran for a 24-yard gain in the fourth quarter, which put him over the 1,000-yard rushing mark for the third consecutive season. Gave the Titans a 30-24 victory with a 29-yard game-winning, walkoff touchdown run in overtime.
- At Indianapolis (11/29), led the team with 178 rushing yards on 27 carries with three rushing scores. Extended his streak to eight consecutive regular season road games with at least 100 rushing yards. Registered his third career game with at least three rushing touchdowns. Caught two passes for seven yards. Gave the Titans an early 7-0 lead by taking a sweep lateral and sprinting 12 yards for the opening touchdown. Increased the Titans lead to 21-14 with a one-yard touchdown run off right end in the second quarter. On his second touchdown of the day, he passed Charlie Hennigan (51) for fourth place on the franchise's all-time touchdowns list. Kickstarted the Titans' fourth touchdown drive with a 31-yard jaunt off right tackle in the second stanza. Slashed his way to an 11-yard touchdown run and a 28-14 lead with less than two minutes remaining in the first half.
- Against Cleveland (12/6), rushed 15 times for 60 yards and caught one pass for nine yards.
- At Jacksonville (12/13), carried the ball 26 times for 215 yards (8.3 avg.) with two touchdowns. Logged his fourth career game with at least 200 rushing yards and two touchdowns, becoming the NFL's first player to record four such performances, breaking Jim Brown's NFL record of three games that was later matched by Barry Sanders and LaDainian Tomlinson. Registered his ninth consecutive road game with at least 100 rushing yards. Caught two passes for seven yards out of the backfield. Increased the Titans lead to 14-3 with a 36-yard touchdown run up the middle late in the second quarter. Set up the Titans third touchdown of the day with a 47-yard scamper down to the Jaguars' five-yard line early in the third stanza. Gave the Titans a commanding 31-3 advantage with a one-yard touchdown plunge in the third quarter.
- Against Detroit (12/20), rushed 24 times for 147 yards with a touchdown. Caught two passes for five yards. Gave the Titans an early 7-0 lead with a three-yard score off left end for his 15th rushing touchdown of the season. With the touchdown, he joined Terrell Davis (1997-98), Shaun Alexander (2004-05) and Larry Johnson (2005-06) as the only players in NFL history to rush for 1,500 yards and 15 touchdowns in two consecutive seasons. Set up a Titans' touchdown with a 33-yard run down to the Lions' three-yard line on third-and-one on the first play of the fourth quarter. Increased the Titans' lead to 32-18 with a two-point conversion plunge early in the fourth quarter.
- At Green Bay (12/27), rushed 23 times for 98 yards.
- At Houston (1/3), carried the ball 34 times for a franchise-record 250 rushing yards with two touchdowns in the Titans' division-clinching victory and in the process became the eighth player in NFL history to eclipse 2,000 rushing yards in a season. Became the first player in NFL history with five career games with at least 200 rushing yards and two rushing touchdowns. Gave the Titans a 10-3 lead with a 52-yard touchdown jaunt off right tackle on the first play of the second quarter. Set up the Titans' second touchdown of the afternoon with a 28-yard run to the Texans' one-yard line in the second stanza. Extended the Titans' lead to 24-9 with a six-yard touchdown run off left end in the third quarter. Set up a Titans' touchdown in the third quarter with a 45-yard rumble down the right sideline to the Houston five-yard line in the third quarter.

2019 (15/15, 3/3): Named the NFL's FedEx Ground Player of the Year. Named second-team All-Pro by the Associated Press. Selected to his first career Pro Bowl. Started 15 games at running back and led the NFL with a career-best 1,540 rushing yards. Led the AFC, ranked third in NFL and led the squad with a career-high 18 total touchdowns. Hauled in 18 receptions

for 206 yards with two receiving touchdowns. Ranked second in the AFC and fourth in the NFL with a career-best 1,746 yards from scrimmage. Has posted 24 rushing touchdowns in his past 20 regular season games, which leads the NFL in that time period. Finished with the fourth-best rushing yardage total in franchise history and second in franchise history with 16 rushing touchdowns. Was inactive for one contest. Started all three playoff contests and finished the postseason with 83 rushing attempts for a league-best 446 yards and two touchdowns. His rushing yardage total ranked second in franchise postseason history behind Eddie George's 449 rushing yards during the 1999 playoffs. Hauled in five passes for 21 yards and threw a three-yard touchdown pass. Led the team in rushing yards 17 times in 2019 (at CLE, vs. IND, at ATL, vs. BUF, at DEN, vs. LAC, vs. TB, at CAR, vs. KC, at IND, at OAK, vs. HOU, at HOU, at NE, at BAL, at KC). Tied for the team lead in receptions once in 2019 (at BAL). With two rushing touchdowns against Kansas City (11/10/19), passed Lorenzo White (29) for fifth place on the franchise's all-time rushing touchdowns list. Became the sixth player in franchise history with at least 12 touchdowns in two or more consecutive seasons. With his 74-yard touchdown run against Jacksonville (11/24/19), he joined Napoleon Kaufman (1997-1999) and Robert Smith (1997-2000) as the only players in NFL history to record a rushing touchdown of at least 70 yards in three consecutive seasons. Passed Steve McNair (3,439 career rushing yards) for sixth place on the team's all-time rushing list and later passed Hoyle Granger (3,514) for fifth place on the team's all-time rushing list at Oakland (12/8/19). Set a franchise playoff record with 182 rushing yards at New England (1/4/20) and then reset it with 195 rushing yards at Baltimore (1/11/20).

- At Cleveland (9/8), started at running back and rushed a game-high 19 times for a team-best 84 yards with a touchdown. Snared one reception for a career-best 75-yard touchdown. It was his first career performance with a rushing touchdown and receiving touchdown in a game. Gave the Titans a 10-6 lead with a one-yard touchdown plunge in the second quarter. Answered a Browns touchdown with a 75-yard touchdown reception on a screen to give the Titans a 22-13 lead late in the third quarter.
- Against Indianapolis (9/15), started at running back and led the team with 82 rushing yards on 15 carries with a touchdown. Caught two passes for 12 yards. Gave the Titans a 14-13 lead with a one-yard touchdown plunge in the third stanza.
- At Atlanta (9/29), started at running back and led the team with 100 rushing yards on 27 carries. Hauled in one reception for eight yards out of the backfield.
- Against Buffalo (10/6), started at running back and led the team with 78 rushing yards on 20 carries with a touchdown. Rumbled for 24 yards on a rush off right end late in the first quarter. Evened the score at 7-7 with a one-yard touchdown plunge on third-and-one in the third quarter.
- Against L.A. Chargers (10/20), started at running back and led the team with 90 rushing yards on 22 rushes with a touchdown. Snagged one reception for 18 yards. Extended the Titans' lead to 23-13 with an 11-yard touchdown rumble off left end in the fourth quarter. On an eight-yard run in the fourth quarter, he passed Ronnie Coleman (2,769 career rushing yards) for ninth place on the franchise's all-time rushing list.
- At Carolina (11/3), started at running back and carried the ball 13 times for 63 yards with a touchdown. Snared three passes for 36 yards with a receiving score. During the Titans' initial touchdown drive in the third quarter, rushed seven times for 47 yards and finished the march with an eight-yard touchdown run up the middle. Cut the Panthers' lead to 24-14 with a 23-yard touchdown reception on a screen early in the final quarter.
- Against Kansas City (11/10), started at running back and rushed 23 times for a then-season-best 188 rushing yards with two touchdowns. Caught two passes for three yards. Gave the Titans a 20-19 with a 68-yard touchdown run up the middle in the third quarter. On his 68-yard touchdown, became the ninth player in franchise history to reach 3,000 career rushing yards. Cut the Chiefs' lead to 29-27 with a one-yard touchdown plunge midway through the fourth quarter.
- Against Jacksonville (11/24), started at running back and rushed 19 times for 159 yards with two touchdowns. Caught one pass for 16 yards. Set up the Titans' second touchdown with a pass to Jonnu Smith which drew a 16-yard pass interference penalty in the end zone in the third quarter. Broke the game open with a 74-yard touchdown run down the left sideline in the third quarter. Less than 30 seconds later after a Titans' fumble recovery on the ensuing kickoff, gave the team a commanding 28-3 lead with a seven-yard touchdown plunge.
- At Indianapolis (12/1), started at running back and carried the ball 26 times for 149 yards with a touchdown. Tied for the team lead with three receptions for 17 yards. Posted his third consecutive 100-yard+ rushing performance. Kept the Titans' opening touchdown drive alive with a three-

yard run on third-and-one in the first quarter. Kickstarted the Titans' second touchdown march with a 34-yard run off right end in the third stanza. Cut the Colts lead to 17-14 with a 13-yard touchdown jaunt on fourth-and-one in the third quarter.

- At Oakland (12/8), started at running back and posted his fourth consecutive 100-yard rushing performance with a team-best 103 yards on the ground on 18 carries with two rushing scores. Caught one pass for six yards. Extended the Titans' first touchdown drive with a 12-yard rumble on third-and-one in the opening quarter. Evened the score at 7-7 with a 12-yard touchdown run off left end in the opening quarter. Gave the Titans a 28-21 lead with a 10-yard touchdown jaunt up the middle in the third stanza.
- At Houston (12/29), named AFC Offensive Player of the Week. Rushed a season-high 32 times for a season-best 211 yards with three touchdowns to become the NFL's leading rusher in 2019. Carried the ball seven times for 46 yards during the Titans' touchdown march to start the second half. Increased the Titans lead to 21-7 with a three-yard touchdown plunge in the third quarter. Gave the Titans a 28-14 advantage with a one-yard touchdown run early in the final stanza. Sealed the victory and captured the 2019 NFL rushing title with a 53-yard touchdown jaunt late in the fourth quarter.
- At New England (1/4), started at running back and led the team with a then franchise playoff record 182 rushing yards on 34 carries with a touchdown. Snared a 22-yard reception out of the backfield. Rushed for the second-most yards on the road in an NFL playoff game since 1950. Fueled the Titans' opening touchdown march with seven carries for 49 yards. Kickstarted the Titans' second touchdown drive with a 29-yard jaunt off right tackle in the second quarter. Set up the Titans' second touchdown with a 22-yard catch on a screen down to the Patriots' one-yard line late in the second quarter. Gave the Titans a 14-13 lead with a one-yard touchdown plunge late in the second stanza. Accounted for all 75 yards during the Titans' second touchdown drive.
- At Baltimore (1/11), started at running back. Collected a franchise postseason record 195 rushing yards on 30 carries and threw his first career touchdown pass. Tied for the team lead with two catches for seven yards. Set up the Titans' third touchdown of the afternoon with a 66-yard jaunt up the middle to the Ravens' six-yard line in the third quarter. Extended the Titans lead to 21-6 with a three-yard touchdown pass to Corey Davis out of the wildcat formation midway through the third stanza.
- At Kansas City (1/19), started at running back and rushed 19 times for 69 yards with a touchdown. Hauled in two passes for minus-eight yards. Gave the Titans a 10-0 lead with a four-yard touchdown run on a direct snap in the first quarter. Extended the Titans' second touchdown drive with a three-yard run on third-and-one in the second stanza.

2018 (16/12): Named to the PFWA's All-AFC team. Played in all 16 games with 12 starts at running back. Led the team and tied for the AFC lead with a then career-best 12 rushing touchdowns. Led the team and ranked second in the AFC with a then career-high 1,059 rushing yards on 215 carries. Hauled in 15 receptions for 99 yards. Completed two of three passes for 14 yards. Set a franchise record with 238 rushing yards and tied a franchise mark with four rushing touchdowns, including an NFL-record-tying 99-yard rushing score against Jacksonville (12/6/18). Led the team in rushing yards eight times in 2018 (vs. HOU, at JAX, at BUF, vs. NE, at IND, vs. JAX, at NYG, vs. WAS). Named AFC Offensive Player of the Week after collecting a franchise-best 238 rushing yards with a franchise-tying four rushing touchdowns against Jacksonville (12/6/18). Named AFC Offensive Player of the Month for December 2018 after registering 97 carries for 625 yards and eight touchdowns. Henry authored one of only four calendar months for the franchise since 1970 in which a player rushed for at least 600 yards.

- Against Houston (9/16), started at running back and led the team with 18 carries and 56 rushing yards. Posted his first career completion with a toss to Taywan Taylor for eight yards on a play out of the Wildcat formation. Extended the Titans' second scoring drive with a five-yard jaunt out of the Wildcat on third-and-one in the first quarter.
- At Los Angeles Chargers in London (10/21), started at running back and carried the ball 12 times for 33 yards with a touchdown. Snared two receptions for 32 yards out of the backfield. Ignited the Titans' second scoring drive with a 21-yard catch in the second stanza. Cut the Chargers' lead to 17-13 with a one-yard touchdown plunge with 9:43 left to play in the third quarter. Kept the Titans' final touchdown drive alive with a three-yard run on third-and-one in the fourth quarter.
- Against New England (11/11), started at running back and led the team with 58 rushing yards on 11 carries with a then career-high-tying

two rushing scores. Extended the Titans lead to 24-10 with a one-yard touchdown plunge late in the second quarter. Sealed the Titans' victory with a 10-yard touchdown run out of the Wildcat to make the score 34-10 in the fourth quarter.

- Against Jacksonville (12/6), named AFC Offensive Player of the Week after rushing 17 times for a franchise-best 238 rushing yards with a franchise-tying four rushing touchdowns. His 238 rushing yards set a new franchise record, breaking Chris Johnson's mark of 228 yards against the Jaguars on Nov. 1, 2009. Became the seventh NFL player since the 1970 AFL-NFL merger with at least four rushing touchdowns and at least 200 rushing yards in a game. Matched Johnson as the only players in NFL history with a rushing touchdown of at least 90 yards and a rushing touchdown of at least 50 yards in the same game. Gave the Titans an early 7-0 lead with a three-yard touchdown plunge in the first quarter. Gave the Titans a commanding 13-2 lead with an NFL record-tying long 99-yard touchdown jaunt that featured multiple stiff arms in the second quarter. Notched his third rushing touchdown of the evening with a 16-yard rumble up the middle in the third quarter. Tied the franchise record with his fourth rushing score on a 54-yard sprint down the right sideline in the third stanza. With his four touchdowns in the game, he set a new career high with nine rushing touchdowns on the season.
- At N.Y. Giants (12/16), started at running back and posted a career-high 33 rushes for 170 yards and two touchdowns. Grabbed one reception out of the backfield. Recorded a team-best 10 first downs. Gave the Titans an early 7-0 lead with a one-yard touchdown plunge on fourth-and-goal in the first stanza. On a 22-yard run in the second quarter, surpassed 2,000 career rushing yards. Increased the Titans lead to 14-0 with his second one-yard touchdown run of the afternoon with 2:20 left to play in the third quarter.
- Against Washington (12/22), started at running back and rushed 21 times for 84 yards with a touchdown. Caught one pass for eight yards. Gave the Titans an early 6-3 lead with a one-yard touchdown plunge in the first quarter. Set up the Titans' game-winning touchdown with an 18-yard rumble down to the Redskins' two-yard line in the final stanza.
- Against Indianapolis (12/30), started at running back and led the team with 93 rushing yards on 16 carries. Hauled in one reception for 13 yards. Set up a Titans' touchdown by rumbling 33 yards to the Colts' 22-yard line late in the third quarter.

2017 (16/2, 2/2): Saw action in all 16 games with two starts at running back and led the team with a career-best 744 rushing yards on 176 carries. Tied for second on the squad with five rushing touchdowns. Caught 11 passes for 136 yards with a touchdown. Started his first two career postseason contests and led the squad with 184 rushing yards on 35 carries with a touchdown. Recorded five catches for 56 yards. Led the team in rushing yards eight times in 2017 (at JAX, vs. IND, vs. BAL, vs. CIN, at PIT, at IND, vs. HOU, at KC). Had three 100-yard rushing performances (including the playoffs) in 2017 (vs. IND, vs. HOU, at KC). Collected a career-best 131 rushing yards against Indianapolis (10/16/17). Set a new single-game postseason franchise record with 191 scrimmage yards at Kansas City (1/6/18), breaking a 57-year-old record.

- At Jacksonville (9/17), saw action as a reserve at running back and led the team with a then career-best 92 rushing yards on 14 carries with a touchdown. Posted 87 of his rushing yards in the second half. Kept the Titans' second scoring drive alive with a two-yard run on third-and-one in the second quarter. Gave the Titans a 16-3 lead with a punishing 17-yard touchdown run up the middle with 6:36 left to play in the third quarter. Extended the Titans' final touchdown drive with a three-yard plunge on third-and-one in the final quarter.
- Against Indianapolis (10/16), saw action as a reserve at running back and led the team with a career-best 131 rushing yards on a career-high 19 rushes with a touchdown. Caught one pass for 14 yards out of the backfield. Sealed the Titans' win with a 72-yard touchdown rumble down the left sideline on third-and-five with 47 second left to play in the game.
- Against Baltimore (11/5), played as a reserve at running back and led the team with 26 rushing yards on eight carries including a touchdown. Caught two passes for 10 yards. Increased the Titans lead to 16-6 with a one-yard touchdown run on third-and-one in the second quarter. Extended the Titans' game-winning touchdown drive with a six-yard catch on third-and-three in the fourth quarter.
- At Indianapolis (11/26), saw action as a reserve at running back and led the team with 79 rushing yards on 13 carries. Hauled in one reception for 10 yards out of the backfield. During the team's game-winning drive in the fourth quarter, posted five carries for 42 yards and one reception for 10 yards. Helped seal the game with a 16-yard run on the first play after the

two-minute warning.

- Against Houston (12/3), played as a reserve at running back and led the team with 109 rushing yards on 11 carries with a score. Set up the Titans' first touchdown with a 24-yard rumble down to the Texans' nine-yard line. Extended the Titans' second touchdown drive with a three-yard run on fourth-and-one late in the third quarter. Clinched the victory with a 75-yard touchdown run on third-and-five late in the fourth quarter.
- At Arizona (12/10), started at running back as the team opened in a two-back set and rushed eight times for 20 yards with a touchdown. Gave the Titans a 7-0 lead with a six-yard touchdown run off left end with 7:16 remaining in the first half.
- Against Jacksonville (12/31), started at running back and carried the ball a career-high 28 times for 51 yards. Led the team with 66 receiving yards and a touchdown. Gave the Titans a 6-0 lead with a 66-yard touchdown catch on a screen pass early in the second quarter.
- At Kansas City (1/6), started at running back and led the team with 156 rushing yards on 23 carries with a touchdown in his first career postseason game. Caught two passes for 35 yards out of the backfield. His 191 scrimmage yards set a new single-game postseason record for the franchise, breaking a 57-year-old record. Cut the Chiefs' lead to 21-16 with a 35-yard touchdown jaunt with 14:08 left to play in the game. Sealed the victory with a 22-yard rumble for a first down on third-and-10 with 1:53 remaining in the game.

2016 (15/2): Played in 15 games with two starts at running back as a rookie and ranked second on the team with 490 rushing yards on 110 carries with five touchdowns. Became the third rookie for the franchise in the "Titans era" to score at least five touchdowns in a season. Hauled in 13 receptions for 137 yards. Did not play in one contest after suffering an injury in pregame warmups. Led the team in rushing yards twice (at CHI, vs. HOU). Tied for the team lead in receptions once (vs. JAX). Appeared in his first career NFL game and started at running back against Minnesota (9/11/16). Posted his first career touchdown against Jacksonville (10/27/16).

- Against Minnesota (9/11), made his NFL debut and started in a two-running back set. Carried the ball five times for three yards and caught two passes for 41 yards. Set up the Titans' opening field goal by hauling in his first career catch and reversing field for a 29-yard gain in the first quarter.
- At Detroit (9/18), played as a reserve at running back and rushed nine times for 40 yards. Caught one pass for nine yards. Extended the Titans' first scoring drive with a five-yard jaunt on third-and-one late in the opening stanza.
- At Miami (10/9), started at running back as the team opened the game in a two-running back set. Rushed seven times for 54 yards with a long rush of 22 yards. Set up the Titans' second touchdown with a 22-yard dash up the middle in the second quarter.
- Against Jacksonville (10/27), played significant snaps as a reserve at running back and rushed 16 times for 60 yards with his first career touchdown. Tied for the team lead with four receptions for 37 yards. Increased the Titans lead to 17-0 with his first career rushing touchdown on a six-yard run off right end in the second quarter. Kept the Titans' final scoring drive alive with a two-yard rumble on third-and-one on the first play of the fourth quarter.
- At San Diego (11/6), did not play after being injured in pregame warmups.
- At Chicago (11/27), played as a reserve at running back and led the team with 60 rushing yards on eight carries with a touchdown. Evened the score at 7-7 with an 11-yard touchdown run off left tackle with four seconds left to play in the first quarter.
- At Kansas City (12/18), played as a reserve at running back and carried the ball nine times for 58 yards with two touchdowns. Carried the ball five times for 41 yards during the Titans' initial touchdown drive that was punctuated by his four-yard touchdown run with 11:58 left to play in the second quarter. Cut the Chiefs' lead to 17-16 with his second touchdown of the afternoon, a one-yard jaunt, with 3:12 left to play in the fourth quarter.
- Against Houston (1/1), played as a reserve at running back and led the team with a career-best 65 rushing yards on 15 carries with a touchdown. Caught one pass for three yards. Kept the Titans' final touchdown drive alive with a 14-yard run on third-and-one in the third quarter. Gave the Titans a 21-7 advantage with a two-yard touchdown jaunt with 4:44 left to play in the third stanza.

COLLEGE:

- In three seasons at Alabama (2013-15), Henry played in 39 games and totaled 602 carries for a school-record 3,591 yards and 42 rushing touchdowns and added 285 yards on 17 career receptions with three

receiving scores. Henry won numerous awards including the Heisman Trophy, the Doak Walker Award, Walter Camp Award, and Maxwell Award. During Alabama's victory over Clemson on the 2016 College Football Playoff National Championship, he broke Shaun Alexander's record for most career rushing yards in Alabama history.

- As a junior (2015), claimed the Crimson Tide's second Heisman Trophy and led his team to the College Football Playoff National Championship. Also won the Doak Walker and Maxwell Award and was selected as the Walter Camp Player of the Year. Named a unanimous first team All-American and first team All-SEC by the league's coaches and the Associated Press. Selected as the SEC Offensive Player of the Year by both outlets. Rushed for a school- and Southeastern Conference record 2,219 yards, which led the nation and was the fifth most in a single-season by an FBS player in college football history. Averaged 147.9 yards per game, which was second in the country. His 28 rushing touchdowns were a national best and an SEC record, snapping Tim Tebow and Tre Mason's old mark of 23. Led the SEC in rushing in conference games with a 179.2 yards per game average, including 13 touchdowns. Had multiple rushing touchdowns in nine games and set the Alabama single-season record with 10 100-yard rushing games and four 200-yard games, which broke Bobby Humphrey's school record (3) set in 1986. Only the third running back in SEC history (Herschel Walker and Bo Jackson) to have four 200-yard games in a single season. Set the school record with 11 consecutive games with a rushing touchdown and finished his career 20 straight, which was the most in the SEC history. Caught 11 passes for 91 yards. Accounted for a team-high 109 first down rushes on a school-record 395 carries. Was a five-time SEC Offensive Player of the Week (Wisconsin, Georgia, Texas A&M, Mississippi State and Auburn).
- At Auburn (11/28/15), produced a Heisman-worthy performance as he rushed his way past the Tigers on the Plains to the tune of a career-high 271 yards on the ground on a school-record 46 carries. Scored a touchdown on his 46th and final carry on a 25-yard jaunt that capped 14 straight rushes to end the game. Earned Walter Camp National Player of the Week honors and SEC Player of the Week accolades.
- Against Clemson (1/11/16), rushed for 158 yards and three touchdowns as the Crimson Tide claimed a 45-40 victory to win the national championship. Carried 36 times, including a 50-yard touchdown scamper in the first quarter and then sealed the win with a one-yard plunge with 1:07 remaining in the game.
- As a sophomore (2014), finished the year with 990 rushing yards on 172 carries with 11 rushing touchdowns. Had five receptions for 133 yards and two receiving touchdowns. Played in all 14 games with two starts and had 21 explosive rushes of 12 yards or more while converting 47 first downs, including four on third down. Three of his five receptions were explosive, taking screen passes 29, 41 and 52 yards.
- As a freshman (2013), as a true freshman saw action in 12 games and totaled 382 rushing yards on 35 carries for a 10.9 yards per carry average. Rushed 10 times (28.6 percent) for 12 yards or more while converting 17 first downs. Took his one pass reception to the end zone for a 61-yard catch and run in the Sugar Bowl. Contributed three tackles on special teams. Registered two 100-yard game (111 vs. Arkansas and 100 vs. Oklahoma).
- Graduated from Alabama in May 2018 with a degree in communications.

PERSONAL:

- Single, splits time between Nashville and Yulee, Fla.
- Attended Yulee (Fla.) High School, where he was five-star prospect that was listed as the nation's No. 1 athlete and No. 4 running back prospect.
- Was a member of the 2012 All-USA Football Team, chosen by USA Today and also was named the 2012 Maxwell Football Club National High

School Player of the Year.

- Broke Ken Hall's 51-year-old national high school rushing record with 12,124 yards after rushing for 4,261 yards as a senior in 2012. Was a Parade Magazine All-American and the publication's National Player of the Year.
- Played for the East squad in the U.S. Army All-American Bowl, rushing for 53 yards with a touchdown and a two-point conversion.
- Named MaxPreps National Player of the Year and first-team All-American after finishing his high school career with 153 rushing touchdowns, which ranks fifth all time, including 55 scores in 2012.
- Set the Florida high school record with a 510-yard performance against Jacksonville Jackson and averaged 9.2 yards per carry and 327.8 yards per game as a senior.
- Named 2012 first-team All-State selection by the Associated Press and was the Player of the Year on the All-First Coast team.
- Named the 2012 Columbus (Ohio) Touchdown Club National High School Player of the Year as a senior.
- As a junior (2011), rushed for 2,610 yards and 34 scores to earn first-team All-Coast honors from the Florida Times-Union.
- As a sophomore (2010) was named first-team All-Coast running back after rushing for 2,788 yards and 38 touchdowns while averaging 8.9 yards per attempt.
- As a freshman (2009), rushed for 2,465 yards and 26 scores.
- Also played basketball and ran track (100, 400, 4x100, 4x400) in high school.
- As a standout track & field athlete, he competed as a sprinter and posted a personal-best time of 11.11 seconds in the 100-meter dash at the 2011 FHSAA 2A District 3 Championships, where he placed seventh.
- List of favorites: (movie) "Remember the Titans"; (musician) Kevin Gates; (place to get away) anywhere with his family; (food) wings; (athletes as a child) LaDainian Tomlinson and Eddie George; (sports teams as a child) New York Yankees, Los Angeles Lakers.
- Has a dog, Nino.
- Follow Henry on Twitter at @kinghenry_2.
- Follow Henry on Instagram at @last_king_2.
- Born Derrick Lamar Henry, Jr. on Jan. 4, 1994 in Yulee, Fla.

DERRICK HENRY'S GAME-BY-GAME

2016 Tennessee Titans

Date	Opp	W/L	P/S	Att	RUSHING				RECEIVING				
					Yds	Avg	Lg	TD	No	Yds	Avg	Lg	TD
Sept 11	Min	L	S	5	3	0.6	5	0	2	41	20.5	29	0
Sept 18	@ Det	W	p	9	40	4.4	9	0	1	9	9.0	9	0
Sept 25	Oak	L	p	10	45	4.5	13	0	0	0	-	0	0
Oct 2	@ Hou	L	p	3	9	3.0	6	0	0	0	-	0	0
Oct 9	@ Mia	W	S	7	54	7.7	22	0	0	0	-	0	0
Oct 16	Cle	W	p	2	7	3.5	4	0	2	20	10.0	12	0
Oct 23	Ind	L	p	1	3	3.0	3	0	0	0	-	0	0
Oct 27	Jax	W	p	16	60	3.8	15	1	4	37	9.3	15	0
Nov 6	@ SD	L	DNP										
Nov 13	GB	W	p	9	31	3.4	19	0	0	0	-	0	0
Nov 20	@ Ind	L	p	0	0	-	0	0	0	0	-	0	0
Nov 27	@ Chi	W	p	8	60	7.5	17	1	0	0	-	0	0
Dec 11	Den	W	p	12	42	3.5	6	0	1	5	5.0	5	0
Dec 18	@ KC	W	p	9	58	6.4	15	2	0	0	-	0	0
Dec 24	@ Jax	L	p	4	13	3.3	10	0	2	22	11.0	11	0
Jan 1	Hou	W	p	15	65	4.3	14	1	1	3	3.0	3	0
Totals		9-7	15/2	110	490	4.5	22	5	13	137	10.5	29	0

2017 Tennessee Titans

Date	Opp	W/L	P/S	Att	RUSHING				RECEIVING				
					Yds	Avg	Lg	TD	No	Yds	Avg	Lg	TD
Sept 10	Oak	L	p	6	25	4.2	8	0	0	0	-	0	0
Sept 17	@ Jax	W	p	14	92	6.6	17t	1	0	0	-	0	0
Sept 24	Sea	W	p	13	54	4.2	25	0	1	10	10.0	10	0
Oct 1	@ Hou	L	p	6	7	1.2	3	0	0	0	-	0	0
Oct 8	@ Mia	L	p	4	9	2.3	11	0	0	0	-	0	0
Oct 16	Ind	W	p	19	131	6.9	72t	1	1	14	14.0	14	0
Oct 22	@ Cle	W	p	13	13	1.0	9	0	2	11	5.5	8	0
Nov 5	Bal	W	p	8	26	3.3	10	1	2	10	5.0	6	0
Nov 12	Cin	W	p	11	52	4.7	23	0	0	0	-	0	0
Nov 16	@ Pit	L	p	7	32	4.6	16	0	0	0	-	0	0
Nov 26	@ Ind	W	p	13	79	6.1	16	0	1	10	10.0	10	0
Dec 3	Hou	W	p	11	109	9.9	75t	1	0	0	-	0	0
Dec 10	@ Ari	L	S	8	20	2.5	9	1	0	0	-	0	0
Dec 17	@ SF	L	p	7	19	2.7	10	0	2	9	4.5	8	0
Dec 24	LAR	L	p	8	25	3.1	10	0	1	6	6.0	6	0
Dec 31	Jax	W	S	28	51	1.8	13	0	1	66	66.0	66t	1
Totals		9-7	16/2	176	744	4.2	75t	5	11	136	12.4	66t	1
Playoffs													
Jan 6	@ KC	W	S	23	156	6.8	35t	1	2	35	17.5	29	0
Jan 13	@ NE	L	S	12	28	2.3	4	0	3	21	7.0	14	0
Totals		1-1	2/2	35	184	5.3	35t	1	5	56	11.2	29	0

2018 Tennessee Titans

Date	Opp	W/L	P/S	Att	RUSHING				RECEIVING				
					Yds	Avg	Lg	TD	No	Yds	Avg	Lg	TD
Sept 9	@ Mia	L	S	10	26	2.6	5	0	1	5	5.0	5	0
Sept 16	Hou	W	S	18	56	3.1	9	0	0	0	-	0	0
Sept 23	@ Jax	W	S	18	57	3.2	14	0	0	0	-	0	0
Sept 30	Phi	W	S	8	24	3.0	14	0	2	7	3.5	13	0
Oct 7	@ Buf	L	S	11	56	5.1	14	0	0	0	-	0	0
Oct 14	Bal	L	S	7	21	3.0	6	0	1	5	5.0	5	0
Oct 21	@ LAC	L	S	12	33	2.8	7	1	2	32	16.0	21	0
Nov 5	@ Dal	W	S	6	27	4.5	13	1	2	5	2.5	3	0
Nov 11	NE	W	S	11	58	5.3	14	2	0	0	-	0	0
Nov 18	@ Ind	L	p	9	46	5.1	16	0	0	0	-	0	0

Nov 26	@ Hou	L	p	8	30	3.8	8	0	2	19	9.5	11	0
Dec 2	NYJ	W	p	10	40	4.0	12	1	2	5	2.5	4	0
Dec 6	Jax	W	p	17	238	14.0	99t	4	0	0	-	0	0
Dec 16	@ NYG	W	S	33	170	5.2	22	2	1	0	0.0	0	0
Dec 22	Was	W	S	21	84	4.0	18	1	1	8	8.0	8	0
Dec 30	Ind	L	S	16	93	5.8	33	0	1	13	13.0	13	0
Totals		9-7	16/12	215	1,059	4.9	99t	12	15	99	6.6	21	0

2019 Tennessee Titans

Date	Opp	W/L	P/S	Att	RUSHING				RECEIVING				
					Yds	Avg	Lg	TD	No	Yds	Avg	Lg	TD
Sept 8	@ Cle	W	S	19	84	4.4	18	1	1	75	75.0	75t	1
Sept 15	Ind	L	S	15	82	5.5	18	1	2	12	6.0	9	0
Sept 19	@ Jax	L	S	17	44	2.6	11	1	1	2	2.0	2	0
Sept 29	@ Atl	W	S	27	100	3.7	16	0	1	8	8.0	8	0
Oct 6	Buf	L	S	20	78	3.9	24	1	0	0	-	0	0
Oct 13	@ Den	L	S	15	28	1.9	6	0	1	5	5.0	5	0
Oct 20	LAC	W	S	22	90	4.1	12	1	1	18	18.0	18	0
Oct 27	TB	W	S	16	75	4.7	34	0	1	8	8.0	8	0
Nov 3	@ Car	L	S	13	63	4.8	12	1	3	36	12.0	23t	1
Nov 10	KC	W	S	23	188	8.2	68t	2	2	3	1.5	6	0
Nov 24	Jax	W	S	19	159	8.4	74t	2	1	16	16.0	16	0
Dec 1	@ Ind	W	S	26	149	5.7	34	1	3	17	5.7	9	0
Dec 8	@ Oak	W	S	18	103	5.7	24	2	1	6	6.0	6	0
Dec 15	Hou	L	S	21	86	4.1	23	0	0	0	-	0	0
Dec 22	NO	L	IA										
Dec 29	@ Hou	W	S	32	211	6.6	53t	3	0	0	-	0	0
Totals		9-7	15/15	303	1,540	5.1	74t	16	18	206	11.4	75t	2
Playoffs													
Jan 4	@ NE	W	S	34	182	5.4	29	1	1	22	22.0	22	0
Jan 11	@ Bal	W	S	30	195	6.5	66	0	2	7	3.5	8	0
Jan 19	@ KC	L	S	19	69	3.6	13	1	2	-8	-4.0	-2	0
Totals		2-1	3/3	83	446	5.4	66	2	5	21	4.2	22	0

2020 Tennessee Titans

Date	Opp	W/L	P/S	Att	RUSHING				RECEIVING				
					Yds	Avg	Lg	TD	No	Yds	Avg	Lg	TD
Sept 14	@ Den	W	S	31	116	3.7	13	0	3	15	5.0	6	0
Sept 20	Jax	W	S	25	84	3.4	14	0	0	0	-	0	0
Sept 27	@ Min	W	S	26	119	4.6	16	2	2	11	5.5	6	0
Oct 13	Buf	W	S	19	57	3.0	12	2	1	6	6.0	6	0
Oct 18	Hou	W	S	22	212	9.6	94t	2	2	52	26.0	53	0
Oct 25	Pit	L	S	20	75	3.8	17	1	2	-3	-1.5	-1	0
Nov 1	@ Cin	L	S	18	112	6.2	21	1	0	0	-	0	0
Nov 8	Chi	W	S	21	68	3.2	26	0	0	0	-	0	0
Nov 12	Ind	L	S	19	103	5.4	20	0	1	6	6.0	6	0
Nov 22	@ Bal	W	S	28	133	4.8	29t	1	1	-1	-1.0	-1	0
Nov 29	@ Ind	W	S	27	178	6.6	31	3	2	7	3.5	4	0
Dec 6	Cle	L	S	15	60	4.0	10	0	1	9	9.0	9	0
Dec 13	@ Jax	W	S	26	215	8.3	47	2	2	7	3.5	6	0
Dec 20	Det	W	S	24	147	6.1	33	1	2	5	2.5	6	0
Dec 27	@ GB	L	S	23	98	4.3	10	0	0	0	-	0	0
Jan 3	@ Hou	W	S	34	250	7.4	52t	2	0	0	-	0	0
Totals		11-5	16/16	378	2,027	5.4	94t	17	19	114	6.0	53	0

DERRICK HENRY'S NFL STATISTICS

REGULAR SEASON

Year	Team	REGULAR SEASON		RUSHING					RECEIVING				
		GP	GS	Att	Yds	Avg	Lg	TD	No	Yds	Avg	Lg	TD
2016	Tennessee	15	2	110	490	4.5	22	5	13	137	10.5	29	0
2017	Tennessee	16	2	176	744	4.2	75t	5	11	136	12.4	66t	1
2018	Tennessee	16	12	215	1,059	4.9	99t	12	15	99	6.6	21	0
2019	Tennessee	15	15	303	1,540	5.1	74t	16	18	206	11.4	75t	2
2020	Tennessee	16	16	378	2,027	5.4	94t	17	19	114	6.0	53	0
NFL Totals		78	47	1,182	5,860	5.0	99t	55	76	692	9.1	75t	3

PLAYOFFS

Year	Team	PLAYOFFS		RUSHING					RECEIVING				
		GP	GS	Att	Yds	Avg	Lg	TD	No	Yds	Avg	Lg	TD
2017	Tennessee	2	2	35	184	5.3	35t	1	5	56	11.2	29	0
2019	Tennessee	3	3	83	446	5.4	66	2	5	21	4.2	22	0
NFL Totals		5	5	118	630	5.3	66	3	10	77	7.7	29	0

Single-Game Highs

Rushes - **34 at Houston (1/3/21)**
 Rushing Yards - **250 at Houston (1/3/21)**
 Long Rush - 99t vs. Jacksonville (12/6/18)
 Touchdowns - 4 vs. Jacksonville (12/6/18)
 Receptions - 4 vs. Jacksonville (10/27/16)
 Receiving Yards - 75 at Cleveland (9/8/19)
 Long Reception - 75t at Cleveland (9/8/19)
 Touchdowns - 1 (Three times, last at Carolina 11/3/19)

Additional Statistics

Pass Attempts - 2 for 3 for 14 yards (2018)
 Tackles - 4 (2018), 1 (2019)
 Two-Point Conversions - **1 run (2020)**
 Fumble Recoveries - **1 (2020)**

Playoff Single-Game Highs

Rushes - 34 at New England (1/4/20)
 Rushing Yards - 195 at Baltimore (1/11/20)
 Long Rush - 66 at Baltimore (1/11/20)
 Touchdowns - 1 (Three times, last at Kansas City 1/19/20)
 Receptions - 3 at New England (1/13/18)
 Receiving Yards - 35 at Kansas City (1/6/18)
 Long Reception - 29 at Kansas City (1/6/18)

Additional Playoff Statistics

Pass Attempts - 1 for 1 for 3-yard touchdown at Baltimore (1/11/20)
 Fumble Recoveries - 1 (2019)



37 AMANI HOOKER

DEFENSIVE BACK • 5'11" • 210 LBS • COLLEGE: IOWA
ACQUIRED: 4TH ROUND - 2019 • NFL EXPERIENCE (NFL/TITANS): 2/2
HOMETOWN: MINNEAPOLIS, MINN.
GAMES PLAYED/GAMES STARTED: 32/3 (PLAYOFFS: 3/0)



PRO: The Titans traded up to select Amani Hooker with the 116th overall pick in the fourth round of the 2019 NFL Draft. The 5-foot-11-inch, 210-pound defender was coveted for his versatility, having played safety, and a hybrid linebacker/cornerback position at Iowa. As a rookie with the Titans, he played in all 16 games and collected 13 tackles, while ranking third on the team with eight special teams tackles.

CAREER HIGHLIGHTS:

- In 2019, Hooker played as a reserve safety in all 16 games as a rookie and collected 13 tackles while ranking third on the team with eight special teams tackles.
- As a junior in 2018, Hooker received the Tatum-Woodson award given to the best defensive back in the Big Ten.

TITANS TIDBITS:

- Hooker was named a finalist for Minnesota's Mr. Football in 2015. Yet he had just two FBS scholarship offers. When the in-state university showed hesitancy after multiple workouts, Hooker knew he belonged at Iowa saying, "love who loves me."
- In February 2019, Hooker helped crowdfund about \$1,200 for the Park Center high school football program through a Pledge-It campaign raising a dollar amount for every inch of his vertical jump at the NFL Scouting Combine. His 37-inch jump ranked fifth among safeties and equaled money for better equipment at his alma mater.
- Amani's brother, Quinton, played basketball for North Dakota and helped take the team to the NCAA tournament his senior year. Quinton was Minnesota's Mr. Basketball in high school and currently plays basketball professionally in France.

CAREER TRANSACTIONS:

- The Minneapolis, Minn., native was selected by the Titans in the fourth round (116th overall) of the 2019 NFL Draft.

SEASON RECAPS:

2020 (16/3): Tied for the team lead with four interceptions. Ranked fourth on the team with seven special teams tackles. Has tied for the team lead in passes defended twice at 2020 (at BAL, at HOU). Has tied for the team lead in special teams tackles once in 2020 (at HOU). Collected his first career interception at Minnesota (9/27/20). Made his first career NFL start at Baltimore (11/22/20).

- At Denver (9/14), tied for the team lead with a stop on special teams.
- Against Jacksonville (9/20), played as a reserve at safety and posted two tackles and a pass defended. Broke up a deep pass intended for Collin Johnson in the end zone late in the second quarter.
- At Minnesota (9/27), saw action as a reserve at safety and registered a tackle and his first career interception. Sealed the victory by intercepting a deep pass intended for Adam Thielen that was originally deflected by Kevin Byard late in the fourth quarter.
- Against Buffalo (10/13), played as a reserve at safety and tallied two tackles. Posted a special teams stop on coverage units.
- Against Houston (10/18), saw action as a reserve at safety and produced a tackle.
- Against Pittsburgh (10/25), played as a reserve at safety and registered three tackles and two passes defended, including an interception. Notched a special teams tackle on coverage units. Broke up a pass intended for James Conner in the second quarter. Intercepted a Ben Roethlisberger pass in the end zone that was initially deflected by Jayon Brown late in the final quarter.

- At Cincinnati (11/1), saw action as a reserve at safety and posted a tackle. Recorded a special teams tackle on coverage units.
- Against Chicago (11/8), played as a reserve at safety and tallied a career-high seven tackles. Registered two special teams tackles on coverage units. Sealed the victory by recovering an onside kick late in the fourth quarter.
- Against Indianapolis (11/12), played as a reserve at safety and collected a tackle.
- At Baltimore (11/22), made his first career start at safety and totaled six tackles with an interception and another pass defended. Defended a deep pass intended for Marquise Brown in the end zone in the second quarter. Intercepted Lamar Jackson's deep pass intended for Devin Duvernay late in the third quarter.
- At Indianapolis (11/29), played as a reserve at safety and recorded a pass defended. Ended a Colts' drive by breaking up a third-and-seven pass intended for Trey Burton early in the third quarter.
- Against Cleveland (12/6), saw action as a reserve at safety and tallied two tackles. Combined with Kenny Vaccaro to stuff Kareem Hunt for no gain on a third-and-10 reception in the fourth quarter.
- At Jacksonville (12/13), started at safety and notched seven tackles, including a stop for loss. Rushed for a first down on a four-yard carry on a fake punt. Stuffed James Robinson for a one-yard loss on a rush up the middle early in the first quarter.
- Against Detroit (12/20), started at safety and produced seven tackles.
- At Green Bay (12/27), played as a reserve at safety and registered two tackles. Combined with Jack Crawford to stuff AJ Dillon for no gain on a rush off left tackle in the final stanza.
- At Houston (1/3), saw action as a reserve at safety and notched two tackles and an interception in the Titans' division-clinching victory. Collected a special teams tackle on coverage units. Intercepted a Deshaun Watson pass intended for Brandin Cooks in the first quarter.

2019 (16/0, 3/0): Played as a reserve safety in all 16 games as a rookie and collected 13 tackles. Ranked third on the team with eight special teams tackles. Saw action as a reserve in all three postseason contests and notched three tackles on defense and a special teams stop on coverage units. Caught one pass for 28 yards on a fake punt. Tied for the team lead in special teams tackles five times in 2019 (at JAX, vs. BUF, vs. TB, at IND, at HOU). Appeared in his first career NFL contest at Cleveland (9/8/19).

- At Cleveland (9/8), made his NFL debut as a reserve at safety and on special teams. Notched a stop on special teams coverage units.
- At Jacksonville (9/19), saw action as a reserve at safety and on special teams. Tied for the team lead with a special teams stop.
- At Atlanta (9/29), played as a reserve at safety and registered four tackles.
- Against Tampa Bay (10/27), saw action as a reserve at safety and tallied a tackle. Notched a special teams tackle on coverage units.
- Against Kansas City (11/10), saw action as a reserve at safety and registered two tackles.
- Against Jacksonville (11/24), played as a reserve at safety and on special teams. Notched two tackles on special teams coverage units.
- At Indianapolis (12/1), saw action as a reserve at safety and posted two tackles. Tied for the team lead with a special teams tackle on coverage units.
- At Oakland (12/8), saw significant action as a reserve at safety and amassed three tackles.
- Against Houston (12/15), played as a reserve at safety and on special teams.
- At Houston (12/29), played as a reserve at safety and on special teams. Tied for the team lead with a special teams stop on coverage units.

- At New England (1/4), saw action as a reserve safety in his postseason debut and posted two tackles.
- At Kansas City (1/19), saw action as a reserve at safety and on special teams. Posted a special teams tackle on coverage units and hauled in his first career reception on a fake punt. Extended the Titans' final touchdown drive with a 28-yard reception from Brett Kern on a fake punt in the fourth quarter.

COLLEGE:

- During a three-year career at Iowa, played in 36 games with 19 starts and totaled 125 tackles, six interceptions, a sack, 3.5 tackles for loss and nine passes defended. Declared for the NFL Draft following his junior campaign.
- As a junior (2018), named Tatum-Woodson Defensive Back of the Year in the Big Ten. Selected second-team All-America by The Associated Press and USA Today and All-Big Ten by league coaches and media. Selected as Roy Carver Most Valuable Player for the Iowa defense. Started all 13 games and shared the team lead with four interceptions and seven pass break-ups, while ranking second with 65 tackles.
- As a sophomore (2017), saw action in 10 games with six starts and recorded 56 tackles, two interceptions with a touchdown return, and two passes defended. Named to Associated Press All-Bowl team following his performance in PinStripe Bowl win over Boston College.
- As a freshman (2016), saw action in all 13 games, primarily on special teams, recording three solo tackles and one assist.
- Majored in sports and recreation management with a minor in entrepreneurship at Iowa.

PERSONAL:

- Attended Parker Center (Brooklyn Park, Minn.), High School where he played primarily safety and wide receiver, but also lined up as cornerback, running back, quarterback and linebacker.
- As a senior, was selected Conference MVP, named first-team All-State and was a finalist for "Mr. Football."
- In his final high school campaign, the team captain set the school record for interceptions in a season (11) and helped team post a 9-3 record, while

reaching state playoffs.

- Named second-team All-State as a junior and third-team All-State as a sophomore and was selected first-team All-Conference for three straight seasons.
- Also played basketball.
- List of favorites: (TV show) "Naruto"; (movies) "Transformers" series; (musician) Drake; (meal) My mom's chicken and rice; (dessert) My mom's brownies or her scotcheroos; (childhood sports team) Miami Heat because of Dwyane Wade and LeBron James; and (hidden talent) Fortnite.
- Follow Hooker on Twitter at @amaniball.
- Follow Hooker on Instagram at @amanihooker27.
- Born Amani Corvelle Hooker on June 14, 1998 in Minneapolis, Minn.

AMANI HOOKER'S DEFENSIVE GAME-BY-GAME

2019 Tennessee Titans

Date	Opp	W/L	P/S	Tot Solo	Asst	Sk	- Yds	QBP	TFL	Int - Yds	-TD	PD	FF	FR - Yds	SpT	
Sept 8	@ Cle	W	p	0	0	0	0.0	0.0	0	0	0	0	0	0	0	1
Sept 15	Ind	L	p	0	0	0	0.0	0.0	0	0	0	0	0	0	0	0
Sept 19	@ Jax	L	p	0	0	0	0.0	0.0	0	0	0	0	0	0	0	1
Sept 29	@ Atl	W	p	4	3	1	0.0	0.0	0	0	0	0	0	0	0	0
Oct 6	Buf	L	p	0	0	0	0.0	0.0	0	0	0	0	0	0	0	1
Oct 13	@ Den	L	p	0	0	0	0.0	0.0	0	0	0	0	0	0	0	0
Oct 20	LAC	W	p	1	1	0	0.0	0.0	0	0	0	0	0	0	0	0
Oct 27	TB	W	p	1	0	1	0.0	0.0	0	0	0	0	0	0	0	1
Nov 3	@ Car	L	p	0	0	0	0.0	0.0	0	0	0	0	0	0	0	0
Nov 10	KC	W	p	2	1	1	0.0	0.0	0	0	0	0	0	0	0	0
Nov 24	Jax	W	p	0	0	0	0.0	0.0	0	0	0	0	0	0	0	2
Dec 1	@ Ind	W	p	2	2	0	0.0	0.0	0	0	0	0	0	0	0	1
Dec 8	@ Oak	W	p	3	1	2	0.0	0.0	0	0	0	0	0	0	0	0
Dec 15	Hou	L	p	0	0	0	0.0	0.0	0	0	0	0	0	0	0	0
Dec 22	NO	L	p	0	0	0	0.0	0.0	0	0	0	0	0	0	0	0
Dec 29	@ Hou	W	p	0	0	0	0.0	0.0	0	0	0	0	0	0	0	1
Totals				9-7	16/0	13	8	5	0.0	0.0	0	0	0	0	0	8
Playoffs																
Jan 4	@ NE	W	p	2	0	2	0.0	0.0	0	0	0	0	0	0	0	0
Jan 11	@ Bal	W	p	1	0	1	0.0	0.0	0	0	0	0	0	0	0	0
Jan 19	@ KC	L	p	0	0	0	0.0	0.0	0	0	0	0	0	0	0	1
Totals				2-1	3/0	3	0	3	0.0	0.0	0	0	0	0	0	1

2020 Tennessee Titans

Date	Opp	W/L	P/S	Tot Solo	Asst	Sk	- Yds	QBP	TFL	Int - Yds	-TD	PD	FF	FR - Yds	SpT					
Sept 14	@ Den	W	p	0	0	0	0.0	0.0	0	0	0	0	0	0	0	1				
Sept 20	Jax	W	p	2	2	0	0.0	0.0	0	0	0	0	0	1	0	0	0			
Sept 27	@ Min	W	p	1	1	0	0.0	0.0	0	0	1	3	0	1	0	0	0			
Oct 13	Buf	W	p	2	2	0	0.0	0.0	0	0	0	0	0	0	0	0	1			
Oct 18	Hou	W	p	1	1	0	0.0	0.0	0	0	0	0	0	0	0	0	0			
Oct 25	Pit	L	p	3	2	1	0.0	0.0	0	0	1	0	0	2	0	0	1			
Nov 1	@ Cin	L	p	1	0	1	0.0	0.0	0	0	0	0	0	0	0	0	1			
Nov 8	Chi	W	p	7	5	2	0.0	0.0	0	0	0	0	0	0	0	0	2			
Nov 12	Ind	L	p	1	1	0	0.0	0.0	0	0	0	0	0	0	0	0	0			
Nov 22	@ Bal	W	S	6	3	3	0.0	0.0	0	0	1	6	0	2	0	0	0			
Nov 29	@ Ind	W	p	0	0	0	0.0	0.0	0	0	0	0	0	1	0	0	0			
Dec 6	Cle	L	p	2	1	1	0.0	0.0	0	0	0	0	0	0	0	0	0			
Dec 13	@ Jax	W	S	7	5	2	0.0	0.0	0	1	0	0	0	0	0	0	0			
Dec 20	Det	W	S	7	5	2	0.0	0.0	0	0	0	0	0	0	0	0	0			
Dec 27	@ GB	L	p	2	1	1	0.0	0.0	0	0	0	0	0	0	0	0	0			
Jan 3	@ Hou	W	p	2	1	1	0.0	0.0	0	0	1	2	0	1	0	0	1			
Totals				11-5	16/3	44	30	14	0.0	0.0	0	1	4	11	0	8	0	0	0	7

AMANI HOOKER'S NFL STATISTICS

REGULAR SEASON		TACKLES										INTERCEPTIONS					FUMBLES			
Year	Team	GP	GS	Tot	Solo	Asst	Sk	Yds	QBP	TFL	No	Yds	Lg	TD	PD	FF	FR	Yds	SpT	
2019	Tennessee	16	0	13	8	5	0.0	0.0	0	0	0	0	0	0	0	0	0	0	8	
2020	Tennessee	16	3	44	30	14	0.0	0.0	0	1	4	11	6	0	8	0	0	0	7	
NFL Totals		32	3	57	38	19	0.0	0.0	0	1	4	11	6	0	8	0	0	0	15	

PLAYOFFS		TACKLES										INTERCEPTIONS					FUMBLES			
Year	Team	GP	GS	Tot	Solo	Asst	Sk	Yds	QBP	TFL	No	Yds	Lg	TD	PD	FF	FR	Yds	SpT	
2019	Tennessee	3	0	3	0	3	0.0	0.0	0	0	0	0	0	0	0	0	0	0	1	
NFL Totals		3	0	3	0	3	0.0	0.0	0	0	0	0	0	0	0	0	0	0	1	

Single-Game Highs

Tackles - **7 (Three times, last vs. Detroit 12/20/20)**
 Interceptions - **1 (Four times, last at Houston 1/3/21)**
 Passes Defensed - **2 (Twice, last at Baltimore 11/22/20)**
 Special Teams Tackles - **2 (Twice, last vs. Chicago 11/8/20)**

Additional Statistics


Rushes - **1 for 4 yards at Jacksonville (12/13/20)**

Playoff Single-Game Highs

Tackles - 2 at New England (1/4/20)
 Special Teams Tackles - 1 at Kansas City (1/19/20)

Additional Playoff Statistics

Receptions - 1 for 28 yards at Kansas City (1/19/20)



25 ADOREE' JACKSON

CORNERBACK • 5'11" • 185 LBS • COLLEGE: SOUTHERN CALIFORNIA
ACQUIRED: 1ST ROUND - 2017 • NFL EXPERIENCE (NFL/TITANS): 4/4
HOMETOWN: EAST ST. LOUIS, ILL.
GAMES PLAYED/GAMES STARTED: 46/41 (PLAYOFFS: 5/5)



PRO: The Titans added the versatile and electric Adoree' Jackson with the 18th overall pick in the first round of the 2017 NFL Draft, and Jackson proceeded to start every game during his rookie season at cornerback while also serving as the team's primary returner. He has played in 43 games during his first three NFL campaigns and has collected 176 tackles and 41 passes defended, including two interceptions. The 5-foot-11-inch, 185-pound playmaker possesses game-breaking speed but is also a proven and willing tackler.

CAREER HIGHLIGHTS:

- In 2019, Jackson saw action in 11 games with 10 starts at cornerback and posted 40 tackles, seven passes defended and two stops for loss.
- In 2018, Jackson set single-season career highs in tackles (69) and interceptions (2). His two interceptions ranked third on the team.
- In 2018, he appeared in all 16 games for the second consecutive season.
- In 2017, Jackson was the first rookie cornerback for the team in the "Titans era" (1999–present) to record 16 starts. His 1,260 total plays (1,017 defensive snaps, 231 special teams snaps and 12 offensive snaps) ranked second in the NFL among all players behind only Arizona Cardinals safety Tyrann Mathieu (1,261).
- Jackson led the Titans with 23 passes defended as a rookie.
- Jackson was awarded the 2016 Jim Thorpe Award as college football's top defensive back.
- During his three-year stint at Southern California, he scored 15 total touchdowns in four different ways: via reception (six), interception (one), punt return (four) and kickoff return (four).
- At Southern California, Jackson tied two NCAA records with eight career touchdowns on kick returns and nine touchdowns on all runbacks. He also set USC career records with 2,141 kickoff return yards and 79 kickoff returns.

TITANS TIDBITS:

- Jackson was a long jumper and sprinter on USC's track team in the springs of 2015 and 2016, winning the Pac-12 outdoor long jump title both years (and placing second in the Pac-12 100 meters in 2016) and earning All-American status both years after twice placing fifth in the NCAA long jump. He also placed 10th in the long jump during the U.S. Olympic Trials.
- Jackson lists his parents, Chris and Vianca Jackson, as the people that inspire him the most. "They've always steered me in the right direction. All of their experiences and guidance helped get me where I'm at."
- Vianca Jackson, a survivor of breast cancer, served as the team's Honorary 12th Titan prior to the team's 2017 Breast Cancer Awareness Game (Oct. 16).
- Jackson's father, Chris Jackson, is the ultimate grill master and can be found at Titans home games smoking turkey legs, Cornish hams, chicken, rabbits, alligator and frog legs for a pre-game tailgate among family and friends, as well as a post-game meal with players and coaches. He makes all of his own rubs and sauces and has been cooking since 1984.
- Jackson, business partner James Moore, and Jay Levine co-founded Kor Media Entertainment (KME), a Los Angeles-based entertainment agency under the Warner Brothers Digital umbrella. Their tagline is "Where Creatives Come to Play" and their goal is to create culture relevance for both creators and brands through interactive and labs with a focus on gaming and esports.
- Jackson is a Reese's Peanut Butter Cups enthusiast. He names creator Harry Burnett Reese as a historical person he would have loved to meet.

"He's a genius. That's by far and away my favorite candy. I eat that like it ain't nothing."

- Jackson watched the movie "Space Jam" continuously as a child to the point he memorized most of the movie.
- During the 2018 offseason, Jackson worked with Microsoft to host children from the Boys & Girls Club in Nashville and Los Angeles at parties where they could compete with him in video games Fortnite and Forza Motorsport.
- In May 2018, Jackson and his business partner James Moore paid for the burial costs of Jaylon McKenzie, an eighth-grade football player who was killed by a stray bullet. McKenzie, a St. Louis, Ill., native, grew up idolizing Jackson.

CAREER TRANSACTIONS:

- The East St. Louis, Ill., native was selected by the Titans in the first round (18th overall) of the 2017 NFL Draft.

SEASON RECAPS:

2020 (3/2): Placed on injured reserve on Sept. 14, 2020. Activated from injured reserve designated for return on Nov. 11, 2020.

- Against Indianapolis (11/12), was inactive.
- At Baltimore (11/22), was inactive.
- At Indianapolis (11/29), was inactive.
- Against Cleveland (12/6), was inactive.
- At Jacksonville (12/13), was inactive.
- Against Detroit (12/20), made his season debut as a reserve at cornerback and produced two tackles.
- At Green Bay (12/27), started at cornerback and registered six tackles.
- At Houston (1/3), started at cornerback and notched four tackles in the Titans' division-clinching victory.

2019 (11/10, 3/3): Played in 11 games with 10 starts at cornerback and posted 40 tackles, seven passes defended and two stops for loss. Returned three punts for 26 yards and two kickoffs for 23 yards. Was inactive for five games. Started all three postseason contests and collected nine tackles and a team-best six passes defended. Led or tied for the team lead in passes defended four times in 2019 (at CAR, vs. JAX, at NE, at BAL).

- At Atlanta (9/29), started at cornerback and registered four tackles and a pass defended. Ended the Falcons' opening drive by breaking up a third-and-six pass intended for Calvin Ridley in the first stanza.
- Against Buffalo (10/6), started at cornerback and notched two tackles and a pass defended. Ended a Bills' drive by breaking up a third-and-nine pass intended for Dawson Knox in the second quarter.
- At Carolina (11/3), started at cornerback and produced three tackles, a stop for loss and two passes defended. Stopped Jarius Wright for a seven-yard loss on a reverse in the opening stanza. Broke up a deep pass intended for Curtis Samuel in the third quarter.
- Against Kansas City (11/10), started at cornerback and registered seven tackles and two passes defended. Broke up a deep shot intended for Tyreek Hill early in the fourth quarter. Batted down a deep pass intended for Hill late in the final quarter.
- Against Jacksonville (11/24), started at cornerback and notched a career-best 10 tackles, including a stop for loss and a pass defended. Stonewalled Leonard Fournette for a three-yard loss on a rush off left end in the opening stanza. Stuffed Dede Westbrook for no gain on a short pass late in the third quarter. Defended a deep pass intended for Keelan Cole late in the fourth quarter.
- At Indianapolis (12/1), started at cornerback and posted a tackle before

leaving the game early in the second quarter with an injury. Stuffed Jonathan Williams for no gain on a rush off right end in the first quarter.

- At New England (1/4), returned to the lineup as a starter at cornerback and posted two tackles and two passes defended. Ended a Patriots' drive by breaking up a third-and-six pass intended for N'Keal Harry late in the third quarter.

- At Baltimore (1/11), started at cornerback and recorded three tackles and a team-best four passes defended. Knocked down a deep pass intended for Marquise Brown down the right sideline in the second quarter. Deflected a deep pass intended for Miles Boykin in the third stanza. Broke up a deep pass intended for Chris Moore late in the fourth quarter.

2018 (16/13): Played in all 16 games with 13 starts at cornerback. Ranked third on the team with two interceptions and second on the squad with 11 passes defended. Collected 69 tackles, three stops for loss and a quarterback pressure. Returned 16 punts for 148 yards. Tied for the team lead in passes defended five times in 2018 (vs. HOU, at JAX, at BUF, vs. NE, vs. WAS). Collected his first career interception against Houston (9/16/18).

- Against Houston (9/16), started at cornerback and tallied eight tackles, an interception and two passes defended. Teamed with Derrick Morgan to stuff Lamar Miller for a two-yard loss on a short pass in the first quarter. Posted his first career interception with a leaping grab on a Deshaun Watson deep pass intended for DeAndre Hopkins in the end zone during the second quarter.

- At Jacksonville (9/23), played as a reserve at cornerback and posted a pass defended before leaving the game in the second quarter with an injury. Broke up a pass intended for Austin Seferian-Jenkins in the first stanza.

- At Buffalo (10/7), started at cornerback and recorded two tackles and an interception. Picked off a Josh Allen pass intended for Andre Holmes and returned it seven yards in the fourth quarter.

- Against New England (11/11), started at cornerback and notched five tackles, including a stop for loss, and two passes defended. Stuffed Josh Gordon for no gain on a short pass in the first quarter. Halted a Patriots' drive by breaking up a deep pass intended for Josh Gordon on third-and-six in the second stanza. Knocked down a pass intended for Gordon in the fourth quarter.

- Against Jacksonville (12/6), started at cornerback and amassed five tackles, a stop for loss and a pass defended. Broke up a deep pass intended for James O'Shaughnessy late in the first quarter. Combined with Rashaan Evans to stuff Carlos Hyde for a two-yard loss on a short pass in the second quarter.

- At N.Y. Giants (12/16), started at cornerback and posted four tackles, including a stop for loss, a quarterback pressure and a pass defended in the Titans' first shutout win since 2000. Stopped Sterling Shepard for a one-yard loss on a short pass in the third quarter.

- Against Washington (12/22), started at cornerback and totaled four tackles and two passes defended. Returned one punt for 16 yards. Broke up a third-and-seven pass intended for Jamison Crowder in the third quarter. Knocked down a pass intended for Michael Floyd late in the final stanza.

2017 (16/16, 2/2): Started all 16 games at cornerback as a rookie and led the team with 23 passes defended. Registered 67 tackles, a quarterback pressure, four tackles for loss and three forced fumbles. Returned 34 punts for 290 yards (8.5 avg.) and 25 kickoffs for 578 yards (23.1 avg.). Started his first two career postseason contests and tallied seven tackles and three passes defended. Returned four punts for 18 yards and six kickoffs for 126 yards. Tied for the team lead in tackles once in 2017 (at PIT). Led or tied for the team lead in passes defended eight times in 2017 (vs. OAK, at JAX, vs. BAL, vs. CIN, at SF, vs. LAR, vs. JAX, at NE). Appeared in his first career NFL game and made his first career start against Oakland (9/10/17).

- Against Oakland (9/10), started at cornerback in his NFL debut and posted five tackles and a team-high two passes defended. Returned one kickoff for 35 yards and one punt for five yards. Broke up a pass intended for Amari Cooper late in the first quarter. Halted a Raiders' drive by defending a third-and-three pass intended for Michael Crabtree in the third quarter.

- At Jacksonville (9/17), collected six tackles, including a stop for loss and a pass defended. Set up the Titans first touchdown of the afternoon with an electric 46-yard punt return in the third quarter.

- At Miami (10/8), totaled two tackles, a forced fumble and a pass defended. Returned two punts for 14 yards and one kickoff for 21 yards. Forced an Ajayi fumble that was recovered by Kevin Byard in the second quarter.

- Against Indianapolis (10/16), recorded two tackles and a pass defended. Brought back two kickoffs for 46 yards with a long return of 40 yards to kickstart the Titans' opening scoring drive.

- Against Baltimore (11/5), collected five tackles, a team-high four passes defended and a stop for loss. Returned two punts for 22 yards and one kickoff for four yards. Helped set up the Titans' opening field goal with a 20-yard rush off left guard in the first quarter.

- Against Cincinnati (11/12), recorded five tackles, including two stops for loss, and a team-best two passes defended. Carried the ball three times for 30 yards out of the backfield. Returned three kickoffs for 71 yards and three punts for 17 yards. Totaled a season-high 118 all-purpose yards which was the most all-purpose yards by a non-offensive Titans player since defensive back/returner Chris Carr had 144 yards (all on kickoff and punt returns) at the Detroit Lions on Nov. 27, 2008.

- At Pittsburgh (11/16), tied for the team lead with nine tackles. Notched two passes defended and a forced fumble. Returned five kickoffs for 103 yards and one punt for 10 yards. Carried the ball once for five yards. Forced an Antonio Brown fumble that was recovered by Pittsburgh late in the second quarter.

- At San Francisco (12/17), started at cornerback and posted six tackles, a team-high three passes defended and a quarterback pressure. Returned one kickoff for 21 yards.

- Against Los Angeles Rams (12/24), notched a tackle and a pass defended. Kickstarted the Titans' touchdown drive with a season-long 57-yard kickoff return in the third quarter.

- Against Jacksonville (12/31), tallied four tackles, two passes defended and a forced fumble. Returned four punts for 19 yards with a long return of 16 yards. Halted a Jaguars' drive by breaking up a pass intended for Keelan Cole on third-and-four in the first quarter. Knocked down a pass intended for Dede Westbrook early in the second quarter. Punched out the ball from Keelan Cole and the fumble was recovered by Jayon Brown late in the second quarter.

- At Kansas City (1/6), recorded four tackles and a pass defended in his first career postseason game. Returned two kickoffs for 43 yards and three punts for 18 yards.

COLLEGE:

- In three seasons at Southern California, posted 139 tackles, 29 passes defended, six interceptions including one for a touchdown, six stops for loss, three fumble recoveries and two forced fumbles on defense. Notched 39 receptions for 628 yards with six touchdowns and 15 carries for 92 yards on offense. As a return specialist, notched 79 kickoff returns for 2,141 yards with four touchdowns and 46 punt returns for 578 yards with four touchdowns on special teams. In his career, he scored 15 touchdowns in four different ways: via reception (six), interception (one), punt return (four) and kickoff return (four). Registered 37 career starts (34 at cornerback, one at safety, one at wide receiver and one concurrently at cornerback and wide receiver).

- Tied the NCAA records for most career touchdowns on kick returns (eight) and all runbacks (nine). Owns the USC career records for kickoff return yardage (2,141 yards) and kickoff returns (79) and his 27.1 career kick return average is second in USC annals. Ranks fifth on USC's all-time punt return list (578 yards) and his four career punt return touchdowns is tied for the school record.

- As a junior (2016), started all 13 games at cornerback, and collected 55 tackles, a team-best 11 deflections, a team-high five interceptions, a team-best two fumble recoveries and two tackles for loss on defense. Returned 26 kickoffs for 767 yards with two touchdowns and 20 punts for 315 yards with two touchdowns on special teams on special teams. Notched seven carries for 51 yards and two receptions for 76 yards with a touchdown while playing 18 plays on offense. Ranked second nationally in punt return touchdowns (two, first in Pac-12), second in kickoff return touchdowns (two, first in Pac-12), third in punt returns (15.8, first in Pac-12), sixth in kickoff returns (29.5, first in Pac-12), 18th in interceptions (0.4, third in Pac-12) and 19th in passes defended (1.2, third in Pac-12).

- Won the 2016 Thorpe Award and was among four finalists for the Hornung Award and four finalists for the Lott IMPACT Trophy. Was named a 2016 consensus All-American first teamer by AP (cornerback), Football Writers (punt returner), Football Coaches (all-purpose player), Walter Camp (defensive back; second team kick returner), Sporting News (cornerback), ESPN (all-purpose player), Sports Illustrated (all-purpose player; second team returner), Phil Steele (punt returner; second team all-purpose player and third team defensive back and kick returner) and a second teamer by

USA Today (returner).

- Named the 2016 Pac-12 Defensive Player of the Year and made the All-Pac-12 first team at two positions (defensive back and return specialist).
- As a team captain, named USC's 2016 Most Valuable Player (the first Trojan to repeat as team MVP since 2004-05 and only the ninth to win the honor twice since the award was first presented in 1967), as well as USC's Special Teams Player of the Year and Defensive Perimeter Player of the Year.
- As a sophomore (2015), started 12 games at cornerback, one contest at safety and one game at wide receiver. Notched 35 tackles, eight pass deflections, a forced fumble and an interception for a touchdown on defense. Registered 27 receptions for 414 yards with two touchdowns and seven carries for 36 yards on offense. Recorded 30 kickoff returns for 690 yards and 24 punt returns for 251 yards with two touchdowns on special teams. He was the only player nationally with at least 400 receiving yards, 600 kickoff return yards, 200 punt return yards and 30 tackles.
- Was named to the 2015 All-Pac-12 first team (defensive back) and second team (return specialist), AP All-Pac-12 first team (defensive back) and Phil Steele All-Pac-12 first team (defensive back) and second team (punt returner). He was also named USC's MVP.
- As a freshman (2014), made an impact on defense, offense and special teams as a cornerback, wide receiver and returner. Appeared in all 13 games with 10 starts at cornerback and one start concurrently at wide receiver. Recorded 49 tackles, including four stops for losses, 10 passes defended, a forced fumble and a fumble recovery on defense. Added 10 receptions for 138 yards with three touchdowns and one carry for five yards on offense. Posted 23 kickoff returns for 684 yards with two touchdowns and two punt returns for 12 yards.
- Named Sporting News Freshman All-American first team, USA Today Freshman All-American first team and ESPN.com True Freshman All-American first team.
- Named the 2014 Pac-12 Defensive Freshman of the Year and made All-Pac-12 honorable mention (all-purpose player).
- Majored in communications with a real estate minor at Southern California.

PERSONAL:

- Attended Serra (Gardena, Calif.) High School and was named 2013 USA Today All-USA first team, Parade All-American first team, Prep Star All-American Dream Team, Max Preps All-American first team, Student Sports All-American first team, ESPN 300, Max Preps All-American Medium Schools first team, Cal-Hi Sports California Mr. Football, Cal-Hi Sports All-State first team, Max Preps All-State Division II first team, All-CIF Western Division Defensive Player of the Year, Los Angeles Times All-Area, Orange County Register Fab 15 first team, South Bay Daily Breeze All-South Bay Player of the Year, Wave Newspapers All-West Region Player of the Year and All-Mission League MVP.
- As a senior (2013), played wide receiver, running back, defensive back and return specialist. He ran for 639 yards on 66 carries with five touchdowns and caught 38 passes for 812 yards with seven touchdowns on offense, plus he had 36 tackles, six interceptions (three for touchdowns), eight deflections and a forced fumble on defense and he had three additional touchdowns on returns. He played in the 2013 CIF Western Division final and had a 92-yard punt return and a 93-yard kickoff return in the game.
- As a junior (2012), he was named Cal-Hi Sports All-State first team, Cal-

Hi Sports All-State Junior first team, All-CIF Western Division Defensive Player of the Year, Los Angeles Times All-Area, South Bay Daily Breeze All-South Bay Player of the Year, Los Angeles Wave Player of the Year and All-Mission League Defensive MVP. He had 33 receptions for 546 yards with five touchdowns and 175 yards on seven carries with five touchdowns on offense, plus he had 56 tackles, five interceptions, seven passes defended, two forced fumbles and a fumble recovery on defense and averaged 37.8 yards on 12 punts. Serra won the 2012 CIF Western Division and he had a 78-yard touchdown run on a fake punt in the game. Serra also won the CIF state championship Division II bowl game and he had a 95-yard run on a fake punt in the game.

- As a sophomore (2011), had two receptions for 39 yards and made 23 tackles, six interceptions and 10 pass deflections.
- During his freshman year in high school, he went to Belleville (Ill.) East High School. He moved to California prior to his sophomore year in high school.
- Was also on Serra's track team and finished with career bests of 10.68 in the 100 meters, 21.59 in the 200 and 25-5.25 in the long jump. Serra won the 2013 CIF state championship while he placed second in the long jump at 24-7. He won the 2012 state long jump title at 20-0.5 and was named the 2012 Cal-Hi Sports California Sophomore Athlete of the Year and 2013 Cal-Hi Sports California Junior Athlete of the Year.
- Was also a guard on Serra's basketball team.
- List of favorites: (movie) "Space Jam"; (TV show) Food Network shows, "Love & Hip Hop," "Scandal," "How To Get Away with Murder"; (musician or band) Drake, ASAP Rocky; (food) Chinese food and Imo's Pizza; (guilty pleasure) Reese's Peanut Butter Cups; (sports teams as a child) Chicago Bulls, St. Louis Rams, St. Louis Cardinals and (athlete as a child) Reggie Bush.
- Follow Jackson on Twitter, Instagram and Snapchat at @AdoreeKnows.
- Born Adoree' Jackson on Sept. 18, 1995 in East St. Louis, Ill.

ADOREE' JACKSON'S DEFENSIVE GAME-BY-GAME

2017 Tennessee Titans

Date	Opp	W/L	P/S	Tot Solo	Asst	Sk	- Yds	QBP	TFL	Int - Yds	-TD	PD	FF	FR - Yds	SpT	
Sept 10	Oak	L	S	5	5	0	0.0	0.0	0	0	0	0	2	0	0	
Sept 17	@ Jax	W	S	6	5	1	0.0	0.0	0	1	0	0	1	0	0	
Sept 24	Sea	W	S	5	5	0	0.0	0.0	0	0	0	0	2	0	0	
Oct 1	@ Hou	L	S	3	3	0	0.0	0.0	0	0	0	0	1	0	0	
Oct 8	@ Mia	L	S	2	1	1	0.0	0.0	0	0	0	0	1	1	0	
Oct 16	Ind	W	S	2	2	0	0.0	0.0	0	0	0	0	1	0	0	
Oct 22	@ Cle	W	S	5	4	1	0.0	0.0	0	0	0	0	0	0	0	
Nov 5	Bal	W	S	5	5	0	0.0	0.0	0	1	0	0	4	0	0	
Nov 12	Cin	W	S	5	3	2	0.0	0.0	0	2	0	0	2	0	0	
Nov 16	@ Pit	L	S	9	8	1	0.0	0.0	0	0	0	0	2	1	0	
Nov 26	@ Ind	W	S	1	1	0	0.0	0.0	0	0	0	0	0	0	0	
Dec 3	Hou	W	S	4	3	1	0.0	0.0	0	0	0	0	1	0	0	
Dec 10	@ Ari	L	S	4	3	1	0.0	0.0	0	0	0	0	0	0	0	
Dec 17	@ SF	L	S	6	6	0	0.0	0.0	1	0	0	0	3	0	0	
Dec 24	LAR	L	S	1	0	1	0.0	0.0	0	0	0	0	1	0	0	
Dec 31	Jax	W	S	4	4	0	0.0	0.0	0	0	0	0	2	1	0	
Totals			9-7	16/16	67	58	9	0.0	0.0	1	4	0	0	23	3	0
Playoffs																
Jan 6	@ KC	W	S	4	4	0	0.0	0.0	0	0	0	0	1	0	0	
Jan 13	@ NE	L	S	3	2	1	0.0	0.0	0	0	0	0	2	0	0	
Totals			1-1	2/2	7	6	1	0.0	0.0	0	0	0	0	3	0	0

2018 Tennessee Titans

Date	Opp	W/L	P/S	Tot Solo	Asst	Sk	- Yds	QBP	TFL	Int - Yds	-TD	PD	FF	FR - Yds	SpT	
Sept 9	@ Mia	L	p	4	4	0	0.0	0.0	0	0	0	0	0	0	0	
Sept 16	Hou	W	S	8	8	0	0.0	0.0	0	0	1	0	0	2	0	
Sept 23	@ Jax	W	p	0	0	0	0.0	0.0	0	0	0	0	1	0	0	
Sept 30	Phi	W	S	4	3	1	0.0	0.0	0	0	0	0	0	0	0	
Oct 7	@ Buf	L	p	2	2	0	0.0	0.0	0	0	1	7	0	1	0	
Oct 14	Bal	L	S	8	6	2	0.0	0.0	0	0	0	0	0	0	0	
Oct 21	@ LAC	L	S	1	1	0	0.0	0.0	0	0	0	0	0	0	0	
Nov 5	@ Dal	W	S	4	4	0	0.0	0.0	0	0	0	0	0	0	0	
Nov 11	NE	W	S	5	4	1	0.0	0.0	0	1	0	0	2	0	0	
Nov 18	@ Ind	L	S	7	6	1	0.0	0.0	0	0	0	0	0	0	0	
Nov 26	@ Hou	L	S	3	2	1	0.0	0.0	0	0	0	0	0	0	0	
Dec 2	NYJ	W	S	7	7	0	0.0	0.0	0	0	0	0	0	0	0	
Dec 6	Jax	W	S	5	5	0	0.0	0.0	0	1	0	0	1	0	0	
Dec 16	@ NYG	W	S	4	3	1	0.0	0.0	1	1	0	0	1	0	0	
Dec 22	Was	W	S	4	4	0	0.0	0.0	0	0	0	0	2	0	0	
Dec 30	Ind	L	S	3	3	0	0.0	0.0	0	0	0	0	1	0	0	
Totals			9-7	16/13	69	62	7	0.0	0.0	1	3	2	7	0	11	0

2019 Tennessee Titans

Date	Opp	W/L	P/S	Tot Solo	Asst	Sk	- Yds	QBP	TFL	Int - Yds	-TD	PD	FF	FR - Yds	SpT	
Sept 8	@ Cle	W	S	5	4	1	0.0	0.0	0	0	0	0	0	0	0	
Sept 15	Ind	L	S	1	1	0	0.0	0.0	0	0	0	0	0	0	0	
Sept 24	@ Jax	L	p	2	2	0	0.0	0.0	0	0	0	0	0	0	0	
Sept 29	@ Atl	W	S	4	4	0	0.0	0.0	0	0	0	0	1	0	0	
Oct 6	Buf	L	S	2	2	0	0.0	0.0	0	0	0	0	1	0	0	
Oct 13	@ Den	L	S	3	3	0	0.0	0.0	0	0	0	0	0	0	0	
Oct 20	LAC	W	S	2	1	1	0.0	0.0	0	0	0	0	0	0	0	
Oct 27	TB	W	IA													
Nov 3	@ Car	L	S	3	3	0	0.0	0.0	0	1	0	0	2	0	0	
Nov 10	KC	W	S	7	7	0	0.0	0.0	0	0	0	0	2	0	0	
Nov 24	Jax	W	S	10	8	2	0.0	0.0	0	1	0	0	1	0	0	
Dec 1	@ Ind	W	S	1	1	0	0.0	0.0	0	0	0	0	0	0	0	
Dec 8	@ Oak	W	IA													
Dec 15	Hou	L	IA													
Dec 22	NO	L	IA													
Dec 29	@ Hou	W	IA													
Totals			9-7	11/10	40	36	4	0.0	0.0	0	2	0	0	7	0	0
Playoffs																
Jan 4	@ NE	W	S	2	2	0	0.0	0.0	0	0	0	0	0	2	0	0
Jan 11	@ Bal	W	S	3	3	0	0.0	0.0	0	0	0	0	4	0	0	
Jan 19	@ KC	L	S	4	4	0	0.0	0.0	0	0	0	0	0	0	0	
Totals			2-1	3/3	9	9	0	0.0	0.0	0	0	0	0	6	0	0

2020 Tennessee Titans

Date	Opp	W/L	P/S	Tot Solo	Asst	Sk	- Yds	QBP	TFL	Int - Yds	-TD	PD	FF	FR - Yds	SpT	
Sept 14	@ Den	W	IR													
Sept 20	Jax	W	IR													
Sept 27	@ Min	W	IR													
Oct 13	Buf	W	IR													
Oct 18	Hou	W	IR													
Oct 25	Pit	L	IR													
Nov 1	@ Cin	L	IR													
Nov 8	Chi	W	IR													
Nov 12	Ind	L	IA													
Nov 22	@ Bal	W	IA													
Nov 29	@ Ind	W	IA													
Dec 6	Cle	L	IA													
Dec 13	@ Jax	W	IA													
Dec 20	Det	W	p	2	1	1	0.0	0.0	0	0	0	0	0	0	0	
Dec 27	@ GB	L	S	6	4	2	0.0	0.0	0	0	0	0	0	0	0	
Jan 3	@ Hou	W	S	4	4	0	0.0	0.0	0	0	0	0	0	0	0	
Totals			11-5	3/2	12	9	3	0.0	0.0	0	0	0	0	0	0	0

ADOREE' JACKSON'S RETURN GAME-BY-GAME

2017 Tennessee Titans

Date	Opp	W-L	PUNT RETURNS							KICKOFF RETURNS						
			P/S	No	FC	Yds	Avg	Lg	TD	No	Yds	Avg	Lg	TD		
Sept 10	Oak	L	S	1	0	5	5.0	5	0	1	35	35.0	35	0		
Sept 17	@ Jax	W	S	2	2	55	27.5	46	0	0	0	-	0	0		
Sept 24	Sea	W	S	5	0	51	10.2	22	0	2	27	13.5	25	0		
Oct 1	@ Hou	L	S	1	0	3	3.0	3	0	3	71	23.7	48	0		
Oct 8	@ Mia	L	S	2	1	14	7.0	12	0	1	21	21.0	21	0		
Oct 16	Ind	W	S	0	0	0	-	0	0	2	46	23.0	40	0		
Oct 22	@ Cle	W	S	3	0	20	6.7	12	0	0	0	-	0	0		
Nov 5	Bal	W	S	2	1	22	11.0	13	0	1	4	4.0	4	0		
Nov 12	Cin	W	S	3	2	17	5.7	9	0	3	71	23.7	32	0		
Nov 16	@ Pit	L	S	1	0	10	10.0	10	0	5	103	20.6	36	0		
Nov 26	@ Ind	W	S	2	1	7	3.5	7	0	1	15	15.0	15	0		
Dec 3	Hou	W	S	2	0	41	20.5	25	0	0	0	-	0	0		
Dec 10	@ Ari	L	S	3	0	14	4.7	14	0	2	55	27.5	29	0		
Dec 17	@ SF	L	S	1	0	0	0.0	0	0	1	21	21.0	21	0		
Dec 24	LAR	L	S	2	0	12	6.0	11	0	3	109	36.3	57	0		
Dec 31	Jax	W	S	4	2	19	4.8	16	0	0	0	-	0	0		
Totals			9-7	16/16	34	9	290	8.5	46	0	25	578	23.1	57	0	
Playoffs																
Jan 6	@ KC	W	S	3	1	18	6.0	13	0	2	43	21.5	24	0		
Jan 13	@ NE	L	S	1	1	0	0.0	0	0	4	83	20.8	25	0		
Totals			1-1	2/2	4	2	18	4.5	13	0	6	126	21.0	25	0	

2018 Tennessee Titans

Date	Opp	W-L	PUNT RETURNS							KICKOFF RETURNS				
			P/S	No	FC	Yds	Avg	Lg	TD	No	Yds	Avg	Lg	TD
Sept 9	@ Mia	L	p	1	0	26	26.0	26	0	0	0	-	0	0
Sept 16	Hou	W	S	1	1	2	2.0	2	0	0	0	-	0	0
Sept 23	@ Jax	W	p	1	0	6	6.0	6	0	0	0	-	0	0
Sept 30	Phi	W	S	0	0	0	-	0	0	0	0	-	0	0
Oct 7	@ Buf	L	p	0	0	0	-	0	0	0	0	-	0	0
Oct 14	Bal	L	S	0	0	0	-	0	0	0	0	-	0	0
Oct 21	@ LAC	L	S	1	1	0	0.0	0	0	0	0	-	0	0

ADOREE' JACKSON'S NFL STATISTICS

REGULAR SEASON		TACKLES									INTERCEPTIONS					FUMBLES			
Year	Team	GP	GS	Tot	Solo	Asst	Sk	Yds	QBP	TFL	No	Yds	Lg	TD	PD	FF	FR	Yds	SpT
2017	Tennessee	16	16	67	58	9	0.0	0.0	1	4	0	0	0	0	23	3	0	0	0
2018	Tennessee	16	13	69	62	7	0.0	0.0	1	3	2	7	7	0	11	0	0	0	0
2019	Tennessee	11	10	40	36	4	0.0	0.0	0	2	0	0	0	0	7	0	0	0	0
2020	Tennessee	3	2	12	9	3	0.0	0.0	0	0	0	0	0	0	0	0	0	0	0
NFL Totals		46	41	188	165	23	0.0	0.0	2	9	2	7	7	0	41	3	0	0	0

REGULAR SEASON		PUNT RETURNS						KICKOFF RETURNS				
Year	Team	No	FC	Yds	Avg	Lg	TD	No	Yds	Avg	Lg	TD
2017	Tennessee	34	9	290	8.5	46	0	25	578	23.1	57	0
2018	Tennessee	16	9	148	9.3	26	0	0	0	-	0	0
2019	Tennessee	3	1	26	8.7	17	0	2	23	11.5	23	0
NFL Totals		53	19	464	8.8	46	0	27	601	22.3	80	0

PLAYOFFS		TACKLES									INTERCEPTIONS					FUMBLES			
Year	Team	GP	GS	Tot	Solo	Asst	Sk	Yds	QBP	TFL	No	Yds	Lg	TD	PD	FF	FR	Yds	SpT
2017	Tennessee	2	2	7	6	1	0.0	0.0	0	0	0	0	0	0	3	0	0	0	0
2019	Tennessee	3	3	9	9	0	0.0	0.0	0	0	0	0	0	0	6	0	0	0	0
NFL Totals		5	5	16	15	1	0.0	0.0	0	0	0	0	0	0	9	0	0	0	0

PLAYOFFS		PUNT RETURNS						KICKOFF RETURNS				
Year	Team	No	FC	Yds	Avg	Lg	TD	No	Yds	Avg	Lg	TD
2017	Tennessee	4	2	18	4.5	13	0	6	126	21.0	25	0
NFL Totals		4	2	18	4.5	13	0	6	126	21.0	25	0

Single-Game Highs

Tackles - 10 vs. Jacksonville (11/24/19)
 Interceptions - 1 (Twice, last at Buffalo 10/7/18)
 Passes Defensed - 4 vs. Baltimore (11/5/17)
 Tackle for Loss - 2 vs. Cincinnati (11/12/17)
 Forced Fumble - 1 (Three times, last vs. Jacksonville 12/31/17)
 Punt Returns - 5 vs. Seattle (9/24/17)
 Punt Return Yards - 55 at Jacksonville (9/17/17)
 Punt Return Long - 46 at Jacksonville (9/17/17)
 Kickoff Returns - 5 at Pittsburgh (11/16/17)
 Kickoff Return Yards - 109 vs. L.A. Rams (12/24/17)
 Kickoff Return Long - 57 vs. L.A. Rams (12/24/17)

Playoff Single-Game Highs

Tackles - 4 (Twice, last at Kansas City 1/19/20)
 Passes Defensed - 4 at Baltimore (1/11/20)
 Punt Returns - 3 at Kansas City (1/6/18)
 Punt Return Yards - 18 at Kansas City (1/6/18)
 Kickoff Returns - 4 at New England (1/13/18)
 Kickoff Return Yards - 83 at New England (1/13/18)

Additional Statistics

Rushing - 1 for 20 yards vs. Baltimore (11/5/17), 3 for 30 yards vs. Cincinnati (11/12/17), 1 for 5 yards at Pittsburgh (11/16/17)



35 CHRIS JACKSON

DEFENSIVE BACK • 5'10" • 193 LBS • COLLEGE: MARSHALL
ACQUIRED: 7TH ROUND - 2020 • NFL EXPERIENCE: ROOKIE
HOMETOWN: TALLAHASSEE, FLA.
GAMES PLAYED/GAMES STARTED: 11/3 (PLAYOFFS: 0/0)

PRO: The Titans selected Chris Jackson with the 243rd overall pick in the seventh round of the 2020 NFL Draft. The 5-foot-10 inch, 193-pounder was coveted for his versatility with experience at both corner and safety, as well as for his speed and ball disruption skills. The Tallahassee, Fla., native was a four-year starter at Marshall where his 45 passes defended rank first in program history. He started 48 games from 2016-19 and tallied 189 tackles, 6.5 tackles for loss, two sacks, seven interceptions with one returned for a touchdown, 45 passes defended, and two fumble recoveries with one returned for a score for the Thundering Herd.

CAREER HIGHLIGHTS:

- Jackson's 45 passes defended rank first in Marshall history and his 48 career starts rank 14th in program history.
- Jackson earned all-conference recognition each year of his collegiate career: named to the Conference USA first team all-conference team after recording a team-high 11 passes defended as a senior in 2019, earned second team all-conference honors at defensive back as a junior in 2018, garnered all-conference team honorable mention recognition as a sophomore in 2017, and he was named to the Conference USA All-Freshman team in 2016.

TITANS TIDBITS:

- A two-time state track champion in high school, Jackson runs a 4.47 second 40-yard dash. 'I still work out like a track athlete when I can,' Jackson said. 'I watch it a lot and keep up with it.'
- Jackson lived with and was primarily raised by his paternal grandmother, Delores Madison, after his mother was killed by a home invader when Jackson was 10 years old.
- He has a love of cars that he attributes to his father and uncle, the latter of which does competitive drag racing. Jackson lists his top three cars as a 1969 Camaro, a 1984 Buick Grand National and a Ferrari F40.

CAREER TRANSACTIONS:

- The Tallahassee, Fla., native was selected by the Titans in the seventh round (243rd overall) of the 2020 NFL Draft.

SEASON RECAPS:

2020 (11/3): Made his NFL debut and his first career NFL start at Denver (9/14/20). Has led the team in special teams tackles once in 2020 (at CIN).
• At Denver (9/14), started at cornerback in his first career NFL contest and collected a tackle. Became the franchise's first rookie drafted in the seventh round or later to start a Week 1 game since Sept. 10, 1989, when Oilers ninth-round rookie tight end Bob Mrosko started at Minnesota.
• Against Jacksonville (9/20), played as a reserve at cornerback and posted six tackles.
• At Minnesota (9/27), was inactive.
• Against Buffalo (10/13), started at cornerback and tallied four tackles and a pass defended. Combined with Larrell Murchison to stuff Devin Singletary for a three-yard loss on a rush up the middle in the first quarter. Ended a Bills' drive by deflecting a third-and-nine pass intended for Stefan Diggs in the second stanza.
• Against Houston (10/18), was inactive.
• Against Pittsburgh (10/25), played as a reserve at cornerback and registered three tackles.
• At Cincinnati (11/1), started at cornerback and posted four tackles, including a stop for loss. Led the team with two special teams tackles on coverage units. Stuffed Giovanni Bernard for a three-yard loss on a rush off left tackle in the second stanza.

- Against Chicago (11/8), played as a reserve at cornerback.
- Against Indianapolis (11/12), saw action as a reserve on special teams and at cornerback.
- At Baltimore (11/22), posted a special teams tackle on coverage units.
- At Indianapolis (11/29), missed the game while on reserve/COVID-19.
- Against Cleveland (12/6), missed the game while on reserve/COVID-19.
- At Jacksonville (12/13), returned to the lineup as a reserve at cornerback.
- Against Detroit (12/20), played as a reserve at cornerback and produced three tackles.
- At Green Bay (12/27), saw action as a reserve on special teams.
- At Houston (1/3), was inactive.

COLLEGE:

- During a four-year career at Marshall, started 48 games and posted 189 tackles, 6.5 tackles for loss, 2.0 sacks, seven interceptions with one returned for a touchdown, 45 passes defended and two fumble recoveries with one returned for a score on kickoff coverage for the Thundering Herd. Jackson's 45 passes defended rank first in Marshall history and his 48 career starts rank 14th in program history. He earned all-conference recognition in all four of his collegiate seasons.

AS A SENIOR (2019), started 11 games and recorded 25 tackles, one interception and a team-high 11 passes defended. Earned first team all-conference recognition.

- Against Cincinnati (9/28), had a season-high five tackles.
- At Charlotte (11/23), notched two tackles and one interception.
- Against Florida International (11/30), tallied three tackles and three passes defended.

AS A JUNIOR (2018), started all 13 games and posted 61 tackles, one interception, 15 passes defended and one fumble recovery. Earned second team all-conference honors at defensive back.

- At Old Dominion (10/13), tied a career-high with 10 tackles and posted a career-high four passes defended.
- Against Florida Atlantic (10/20), amassed six tackles, one interception and three passes defended.

AS A SOPHOMORE (2017), started 12 games and tallied 62 tackles, 2.5 tackles for loss, one half sack, a team-high three interceptions for 108 yards and one touchdown, a team-high 10 passes defended and recovered one fumble on kickoff coverage that he returned for a score. Named all-conference honorable mention.

- Against Miami (Ohio) (9/2), posted eight tackles, an interception which he returned 72 yards for a touchdown and one pass defended.
- Against Kent State (9/16), amassed six tackles, 0.5 tackle for loss, and a 32-yard interception.
- At Charlotte (10/7), notched five tackles, 0.5 tackle for loss, one interception and two passes defended.
- Against Old Dominion (10/14), recorded six tackles and one fumble recovery on special teams that he returned for a 15-yard touchdown.

AS A FRESHMAN (2016), started all 12 games as a true freshman and tallied 41 tackles, four tackles for loss, 1.5 sacks, two interceptions and nine passes defended. Named to the Conference USA All-Freshman team.

- Against Florida Atlantic (10/15), recorded five tackles, 1.5 tackles for loss, one half sack, one interception and one pass defended.
- Against Charlotte (10/22), posted a season-high eight tackles, two tackles for loss, one sack and one 31-yard interception.
- At Missouri (10/1), saw action in his first career game and posted one

- tackle.
- Graduated from Marshall in December 2019 with a degree in criminal justice.

- Born Christopher D'Wayne Jackson on April 13, 1998 in Minneapolis, Minn.

PERSONAL:

- Attended FAMU Developmental Research (Tallahassee, Fla.) School where he was rated as a two-star prospect by Rivals.
- Named a Florida 2A All-State wide receiver as a senior in 2015. Also played safety.
- Jackson was a two-time Florida state high school track champion in the 110-meter hurdles and was a runner up in the 300-meter hurdles.
- Also played basketball.
- List of favorites: (TV show) "Spongebob Squarepants"; (movies) "Shrek," and "Coming to America"; (musician) Kanye West.
- Follow Jackson on Twitter @C3Jack and on Instagram @_3cjack.
- Son of D'Wayne Jackson and Tanesha Overstreet.
- Has two brothers and two sisters.

CHRIS JACKSON'S COLLEGE STATISTICS

SEASON		TACKLES										INTERCEPTIONS					FUMBLES		
Year	Team	GP	GS	Tot	Solo	Asst	Sk	Yds	QBP	TFL	No	Yds	Lg	TD	PD	FF	FR	Yds	
2016	Marshall	12	12	41	22	19	1.5	7	0	4.0	2	36	31	0	9	0	0	-	
2017	Marshall	12	12	62	31	31	0.5	3	0	2.5	3	108	72t	1	10	0	1	15t	
2018	Marshall	13	13	61	40	21	0.0	-	0	0.0	1	21	21	0	15	0	1	2	
2019	Marshall	11	11	25	17	8	0.0	-	0	0.0	1	35	35	0	11	0	0	-	
Totals		48	48	189	110	79	2.0	10	0	6.5	7	200	72t	1	45	0	2	17	

Single-Game Highs

- Tackles - 10 (Two times, last at Old Dominion 10/13/18)
- Interceptions - 1 (Seven times, last at Charlotte 11/23/19)
- Tackles for Loss - 1.5 vs. Florida Atlantic (10/15/16)

- Sacks - 1.0 vs. Charlotte (10/22/16)
- Passes Defensed - 4 at Old Dominion (10/13/18)

CHRIS JACKSON'S DEFENSIVE GAME-BY-GAME

2020 Tennessee Titans																		
Date	Opp	W/L	P/S	Tot	Solo	Asst	Sk	-Yds	QBP	TFL	Int	-Yds	TD	PD	FF	FR	-Yds	SpT
Sept 14	@ Den	W	S	1	0	1	0.0	0.0	0	0	0	0	0	0	0	0	0	0
Sept 20	Jax	W	p	6	3	3	0.0	0.0	0	0	0	0	0	0	0	0	0	0
Sept 27	@ Min	W	IA															
Oct 13	Buf	W	S	4	3	1	0.0	0.0	0	0	0	0	0	1	0	0	0	0
Oct 18	Hou	W	IA															
Oct 25	Pit	L	p	3	2	1	0.0	0.0	0	0	0	0	0	0	0	0	0	0
Nov 1	@ Cin	L	S	4	2	2	0.0	0.0	0	1	0	0	0	0	0	0	0	2
Nov 8	Chi	W	p	0	0	0	0.0	0.0	0	0	0	0	0	0	0	0	0	0
Nov 12	Ind	L	p	0	0	0	0.0	0.0	0	0	0	0	0	0	0	0	0	0
Nov 22	@ Bal	W	p	0	0	0	0.0	0.0	0	0	0	0	0	0	0	0	0	1
Nov 29	@ Ind	W	R/C															
Totals				11-5	11/3	21	12	9	0.0	0.0	0	1	0	0	1	0	0	3

CHRIS JACKSON'S NFL STATISTICS

REGULAR SEASON		TACKLES										INTERCEPTIONS					FUMBLES			
Year	Team	GP	GS	Tot	Solo	Asst	Sk	Yds	QBP	TFL	No	Yds	Lg	TD	PD	FF	FR	Yds	SpT	
2020	Tennessee	11	3	21	12	9	0.0	0.0	0	1	0	0	0	0	1	0	0	0	3	
NFL Totals		11	3	21	12	9	0.0	0.0	0	1	0	0	0	0	1	0	0	0	3	

Single-Game Highs

- Tackles - 6 vs. Jacksonville (9/20/20)
- Tackle For Loss - 1 at Cincinnati (11/1/20)
- Passes Defensed - 1 vs. Buffalo (10/13/20)
- Special Teams Tackles - 2 at Cincinnati (11/1/20)



60 BEN JONES

CENTER • 6'3" • 308 LBS • COLLEGE: GEORGIA
ACQUIRED: UNRESTRICTED FREE AGENT (HOU) - 2016
NFL EXPERIENCE (NFL/TITANS): 9/5 • HOMETOWN: BRENT, ALA.
GAMES PLAYED/GAMES STARTED: 143/122 (PLAYOFFS: 8/8)



Community Man of the Year: 2019

PRO: The Titans signed Ben Jones early in the 2016 free agency period to bring veteran leadership and experience to the center position and he has provided just that during his tenure with the club. The 6-foot-3-inch, 308-pounder was originally selected by the Houston Texans in the fourth round (99th overall) of the 2012 NFL Draft. The University of Georgia product is a versatile player, having started contests at center and both guard spots in his first four seasons with the Texans.

CAREER HIGHLIGHTS:

- Jones has started games at center, left guard and right guard during his NFL career and has opened holes for an 1,000-yard rusher in five different seasons.
- In 2019, Jones started 15 games at center and helped Derrick Henry lead the NFL with 1,540 rushing yards.
- In Week 9 of the 2019 season, Jones missed the first game of his eight-year NFL career when he was inactive due to injury. It ended his streak of 120 consecutive games played and 88 consecutive starts. At the time, Jones' consecutive games streak tied Kansas City's Mitchell Schwartz for the longest active streak in the NFL among offensive linemen, and his starting streak ranked first in the NFL among all centers.
- In Week 11 of the 2019 season, Jones returned to the lineup and started his 100th career game.
- Jones made a career-high three postseason starts in 2019.
- In 2018, Jones started all 16 games at center, registering five consecutive seasons with a start in every contest (2014-15 with Houston).
- Jones appeared in his 100th career game in Week 4 of the 2018 season.
- As of the completion of the 2018 season, among NFL offensive linemen listed as centers, Jones ranked first in the NFL with 80 consecutive games started. He had played in 112 consecutive games, which at this point tied for the longest active consecutive games streak among NFL offensive linemen.
- In 2016, Jones centered all 16 games in his first campaign with the Titans and was a part of an offensive front that blocked for the NFL's third-ranked rushing attack which averaged 136.7 rush yards per game.
- In 2015, Jones transitioned to his natural position of center and started all 16 games and the playoff contest for the Texans.
- In 2014, Jones started all 16 contests at left guard.
- As a rookie in 2012, Jones started the final 10 games of the season at right guard and was named the Texans Rookie of the Year.

TITANS TIDBITS:

- Jones switched from jersey #61 to #60 prior to his senior season at Georgia, to honor his father, Steve, a former collegiate star, who was killed in a helicopter crash when he was 10 years old.
- Jones' pregame ritual consists of walking barefoot on the field "to get a feel for the turf." The routine began before one game with his brother in high school and after enjoying success that night, it has continued ever since.
- When he was 10 years old, Jones suffered a blow to the head with a baseball bat. The impact caused a blood clot to develop on his brain and fractured his skull. The injury kept him out of all athletic activity for a year, proving to be a challenging time for an active and athletic boy. Although it was a tough period in his life, Ben says this time turned him into the man he is today. As soon as he was cleared for activities, Jones threw himself into being the best athlete he could be.
- In 2017, Jones established The Jones Mission Fund at The Community Foundation to provide at-risk youth with opportunities they might otherwise

not have through grants, additional resources and educational opportunities.

- For the past three offseasons, Jones and his wife has hosted the annual Ben Jones Celebrity Clay Shoot. The three events combined have raised more than \$400,000 benefitting The Jones Mission Fund.
- Jones hosts a free Friday Night Lights youth football camp in his native Alabama every June.
- Jones sponsors a trip to a Titans game each fall for the seniors of his high school's football team in Alabama. The experience includes round trip transportation from his hometown, tickets, a private tailgate, swag bags, and a meet-and-greet with a tour of the Titans practice facility after the game with Jones.
- Jones' brother, Clay, played baseball for the University of Alabama and then was drafted by the Detroit Tigers.

CAREER TRANSACTIONS:

- A native of Brent, Ala., Jones was originally selected by the Houston Texans in the fourth round (99th overall) of the 2012 NFL Draft.
- Signed by the Titans as an unrestricted free agent on March 10, 2016.

SEASON RECAPS:

2020 (16/16 - Tennessee):

- At Denver (9/14), started at center and was a part of an offensive front that allowed the Titans to amass 377 total yards. Member of a line that allowed just one sack on 43 pass attempts.
- Against Jacksonville (9/20), started at center and helped the offense post 354 total yards.
- At Minnesota (9/27), started at center and was a member of an offensive front that allowed the Titans to collect 134 yards on the ground.
- Against Buffalo (10/13), started at center and was a part of an offensive line that blocked for Titans' rushers to gain 139 yards on the ground while not allowing a sack on 28 pass attempts.
- Against Houston (10/18), started at center and helped the offense become the first unit in NFL history to have a passer reach 350 yards (364 by Ryan Tannehill) and a rusher reach 200 yards (212 by Derrick Henry) in a game.
- Against Pittsburgh (10/25), started at center.
- At Cincinnati (11/1), started at center and blocked for Titans' rushers to gain 218 yards on 29 carries.
- Against Chicago (11/8), started at center.
- Against Indianapolis (11/12), started at center and helped open holes for Titans' ball carriers to gain 157 rushing yards on 32 carries (4.9 avg.).
- At Baltimore (11/22), started at center and helped open holes for Titans' ball carriers to gain 173 yards on the ground.
- At Indianapolis (11/29), started at center and blocked for Titans' rushers to gain 229 yards on 45 carries. Member of an offensive front that allowed just one sack on 22 pass attempts.
- Against Cleveland (12/6), started at center.
- At Jacksonville (12/13), started at center and helped open holes for Titans' rushers to gain 249 yards on the ground, including a 215-yard performance by Derrick Henry.
- Against Detroit (12/20), started at center and helped block for Titans' ball carriers to gain 195 yards and score three touchdowns on the ground.
- At Green Bay (12/27), started at center.
- At Houston (1/3), started at center and blocked for Derrick Henry to gain a franchise-record 250 rushing yards in the Titans' division-clinching victory and in the process become the eighth player in NFL history to eclipse 2,000 rushing yards in a season.

2019 (15/15, 3/3 - Tennessee): Started 15 games at center and helped Derrick Henry lead the NFL with 1,540 rushing yards. Was inactive for

one game ending his streak of 120 consecutive games played and 88 consecutive starts. Started all three postseason contests at center.

- At Cleveland (9/8), started at center and opened holes for Titans' ball carriers to gain 123 yards on the ground.
- At Atlanta (9/29), started at center and was a part of an offensive front that did not allow a sack on 27 pass attempts, while opening holes for Titans' ball carriers to gain 138 yards on the ground.
- Against L.A. Chargers (10/20), started at center and helped the offense amass 403 total yards.
- At Carolina (11/3), was inactive, ending his streak of 120 consecutive games played and 88 consecutive starts.
- Against Kansas City (11/10), started his 100th career game at center and helped open holes for Titans' rushers to gain 225 yards on the ground.
- Against Jacksonville (11/24), started at center and blocked for Titans' ball carriers to gain 219 rushing yards.
- At Indianapolis (12/1), started at center and helped open holes for Derrick Henry to collect 149 rushing yards on 26 carries.
- At Oakland (12/8), started at center and was a part of an offensive front that blocked for Titans' ball carriers to gain 161 yards on the ground, while also not allowing a sack on 27 pass attempts.
- Against Houston (12/15), started at center and was a member of an offensive line that opened holes for Titans' rushers to gain 163 yards on the ground.
- At Houston (12/29), started at center and was a part of an offensive front that blocked for Derrick Henry to amass 211 yards on the ground and become the NFL's leading rusher in 2019.
- At New England (1/4), started at center and was a member of an offensive front that opened holes for Derrick Henry to collect 182 yards on the ground.
- At Baltimore (1/11), started at center and was a part of an offensive line that blocked for Derrick Henry to collect a franchise postseason record 195 rushing yards.

2018 (16/16 - Tennessee): Started all 16 games at center for the third consecutive season with the Titans. Played in his 100th consecutive career NFL contest against Philadelphia (9/30/18).

- At Miami (9/9), started at center and was a member of an offensive front that did not allow a sack on 38 pass attempts.
- At Jacksonville (9/23), started at center and was a part of an offensive front that opened holes for Titans' rushers to gain 150 yards on the ground.
- Against Philadelphia (9/30), started at center in his 100th consecutive contest and was a part of an offensive line that helped amass 397 total yards.
- At Los Angeles Chargers in London (10/21), started at center and helped block for Titans' ball carriers to gain 164 yards on the ground.
- At Dallas (11/5), started at center and helped the Titans' offense accumulate 340 total yards.
- Against New England (11/11), started at center and was a part of an offensive front that opened holes for Titans' rushers to gain 150 yards on the ground.
- Against N.Y. Jets (12/2), started at center and switched to left guard at the start of the third quarter.
- Against Jacksonville (12/6), started at center and helped open holes for Titans' ball carriers to gain 264 yards on the ground, including a franchise-best 238 rushing yards by Derrick Henry. Part of an offensive front that allowed just one sack for zero yards on 24 pass attempts.
- At N.Y. Giants (12/16), started at center and helped block for Titans' rushers to amass 215 yards, including a 170-yard performance by Derrick Henry.
- Against Indianapolis (12/30), started at center and was a member of an offensive front that did not allow a sack on 29 pass attempts.

2017 (16/16, 2/2 - Tennessee): Started all 16 games and both postseason contests at center in his second campaign with the Titans. Among NFL offensive linemen presently listed as centers, ranks second in the NFL with 64 consecutive games started.

- Against Oakland (9/10), started at center and was a part of an offensive line that helped produce 350 total yards and allow just one sack on 41 pass attempts.
- At Jacksonville (9/17), started at center, his 50th consecutive start, and opened holes for a rushing attack that amassed 179 yards on 36 carries (5.0 avg.). Member of a unit that allowed just one sack on 27 pass attempts.
- Against Seattle (9/24), started at center and helped block for Titans' ball carriers to collect 195 rushing yards on 35 carries (5.6 avg.). Member of an offensive front that did not allow a sack on 32 pass attempts.
- Against Indianapolis (10/16), started at center and was a member of an

offensive front that helped produce 473 total yards and allow just one sack for one yard on 32 pass attempts.

- Against Cincinnati (11/12), started at center and helped open holes for Titans' rushers to gain 180 yards on the ground.
- At Indianapolis (11/26), started at center and was a part of an offensive front that did not allow a sack on 25 pass attempts.
- Against Houston (12/3), started at center and helped open holes for Titans' ball carriers to gain 198 yards on 25 carries with two scores on the ground.
- At Kansas City (1/6), started at center and helped open holes for Titans' ball carriers to gain 202 rushing yards on 31 carries (6.5 avg.) in the Wild Card matchup.

2016 (16/16 - Tennessee): Started all 16 games at center in his first season with the Titans and was a part of an offensive front that blocked for the NFL's third-ranked rushing attack which averaged 136.7 rush yards per game.

- Against Minnesota (9/11), made his Titans debut as the starting center.
- At Detroit (9/18), started at center and blocked for an offense that amassed 363 total yards in a 16-15 comeback win.
- Against Oakland (9/25), started at center and was a part of an offensive line that helped produce 393 total yards and allow just one sack on 33 pass attempts.
- At Miami (10/9), started at center and was a member of an offensive front that opened holes for Titans' rushers to gain 235 yards on the ground and did not allow a sack on 29 pass attempts.
- Against Cleveland (10/16), started at center and blocked for an offense that compiled a season-high 407 total yards, including 137 rushing yards.
- Against Jacksonville (10/27), started at center and opened holes for Titans' ball carriers to accumulate 214 yards on the ground. Was a part of an offensive front that did not allow a sack in 23 pass attempts.
- At San Diego (11/6), started at center and was a part of an offensive line that did not allow a sack on 43 pass attempts.
- Against Green Bay (11/13), started at center and blocked for an offense that amassed 446 total yards and six touchdowns in a 47-25 victory against the Packers.
- At Chicago (11/27), started at center and was a member of an offensive front that did not allow a sack on 23 pass attempts. Blocked for Titans' ball carriers to gain 149 yards on the ground.
- Against Denver (12/11), started at center and was a part of an offensive line that opened holes for Titans' rushers to amass 180 rushing yards on 42 carries in a 13-10 victory over the Broncos.
- At Kansas City (12/18), started at center and helped pave the way for Titans' ball carriers to gain 148 yards on the ground. Member of an offensive front that allowed just one sack for zero yards on 33 pass attempts.

2015 (16/16, 1/1 - Houston): Started all 16 games at center and in Wild Card Game against Kansas City (1/9). Extended his streak of consecutive regular season games played to 64, which is the second-longest active streak among NFL centers.

2014 (16/16 - Houston): Started all 16 games at left guard in his third season with the Texans.

2013 (16/1 - Houston): Played in all 16 games with one start for the Texans.

- At San Francisco (10/6), started at right guard and blocked for a ground game that produced 131 yards.

2012 (16/10, 2/2 - Houston): Appeared in all 16 games with 10 starts as a rookie. Was originally drafted as a center, but worked his way into a starting role at right guard. Was a part of seven 100-yard rushing performances by Arian Foster for the NFL's seventh-ranked offense.

- Against Miami (9/9), made his Texans and NFL debut on special teams in the season opener.
- At Jacksonville (9/17), saw action at right guard and was part of an offensive line that cleared the way for Texans running backs to rush for 216 yards and three touchdowns while not allowing Matt Schaub to be sacked.
- At Denver (9/23), helped provide protection for Matt Schaub, enabling him to tie a career-high with four touchdown passes.
- At N.Y. Jets (10/8), helped Arian Foster rush for a season-high 157 yards and a touchdown.

COLLEGE:

- Finished his collegiate career ranked third in Georgia history with 49 starts.
- Was a two-time All-SEC selection by the league's coaches and four-time SEC Offensive Lineman of the Week during his career. Was named to Georgia's Team of the Decade.
- As a senior (2011), earned All-SEC first-team honors and was rated the nation's second-best center in the draft by The NFL Draft Report. Named second-team All-SEC honoree by the Associated Press, Phil Steele and the league's coaches for his senior season.
- In his final collegiate season, served as a team captain and started all 14 games at center.
- As a junior (2010), appeared in 13 games making 12 starts. Earned All-SEC second-team honors from The NFL Draft Report.
- As a sophomore (2009), started all 13 games and was named All-SEC second-team by the league's coaches.
- As a freshman (2008), appeared in 13 games making 10 starts at center and was selected a Freshman All-American and Freshman All-SEC. Named Freshman All-American first-team by College Football News, adding second-team honors from The Sporting News and Phil Steele.
- Member of the fall 2009 Georgia Athletic Director's Honor Roll.
- Majored in Health & Physical Education at Georgia.

PERSONAL:

- Attended Bibb County High School in Centreville, Ala., where he earned Super Prep All-Dixie Team, Prep Star All-Southeast Region and Alabama Sports Writers Association Class 5A first-team All-State honors as a senior.
- Was a standout first baseman and pitcher on Bibb County's baseball team, where in 2007 he was selected to the Tuscaloosa News West Alabama Baseball All-Star squad. Had a .345 career batting average and collected a school-record 48 RBI in 2007.
- Follow Jones on Instagram at @jones60ben.
- Born Benjamin Jones on July 2, 1989 in Birmingham, Ala.

BEN JONES' NFL STATISTICS**REGULAR SEASON**

Year	Team	GP	GS
2012	Houston	16	10
2013	Houston	16	1
2014	Houston	16	16
2015	Houston	16	16
2016	Tennessee	16	16
2017	Tennessee	16	16
2018	Tennessee	16	16
2019	Tennessee	15	15
2020	Tennessee	16	16
NFL Totals		143	122

PLAYOFFS

Year	Team	GP	GS
2012	Houston	2	2
2015	Houston	1	1
2017	Tennessee	2	2
2019	Tennessee	3	3
NFL Totals		8	8

Starts Breakdown:

2012 - RG 10 (Playoffs - RG 2); 2013 - RG 1; 2014 - LG 16; 2015 - C 16 (Playoffs - C 1); 2016 - C 16; 2017 - C 16 (Playoffs - C 2); 2018 - C 16; 2019 - C 15 (Playoffs - C 3); 2020 - C 16

Additional Career Statistics

Tackles - 2 (2014), 1 (2015), **1 (2020)**
Fumble Recoveries - 1 (2013)

Additional Career Playoff Statistics

Misc. Tackles - 2 (2015), 1 (2019)



90 DAQUAN JONES

DEFENSIVE LINEMAN • 6'4" • 322 LBS • COLLEGE: PENN STATE
ACQUIRED: 4TH ROUND - 2014 • NFL EXPERIENCE (NFL/TITANS): 7/7
HOMETOWN: JOHNSON CITY, N.Y.
GAMES PLAYED/GAMES STARTED: 99/93 (PLAYOFFS: 3/3)



Captain: 2020

PRO: Seeking a big, physical and versatile defensive lineman, the Titans selected Penn State's DaQuan Jones in the fourth round of the 2014 NFL Draft. Since then, he has become one of the mainstays of the Titans defensive lineup, appearing in all 16 games in four of his first six seasons, including every game in 2018 and 2019. Jones offers an impressive combination of size, athleticism, intelligence and power. The 6-foot-4-inch, 322-pounder earned a full-time role as a 3-4 defensive end by his second season but has the ability to play multiple spots on the line. He was signed to a new multi-year contract extension in 2018.

CAREER HIGHLIGHTS:

- In 2019, Jones started all 16 games for the fourth time in his career and for the second consecutive season. He achieved career highs with 21 quarterback pressures and three passes defended.
- In 2018, Jones started all 16 games for the third time in his career. His 39 tackles made up the second-highest total of his career and included a career-high four tackles for loss.
- In 2016, Jones joined Brian Orakpo as the only two Titans to start every game from 2015–2016.
- Against Houston in the 2016 season finale (1/1/17), recovered a Tom Savage fumble in the end zone for his first career touchdown.
- In 2015, Jones was one of four members of the team to start all 16 games, holding down a spot at defensive end for the duration of the campaign. He totaled 67 tackles, 15 quarterback pressures, two tackles for loss and a fumble recovery.
- As a rookie in 2014, Jones played in seven games with one start. He posted his first career sack against Indianapolis on Dec. 28.
- As a senior at Penn State, Jones earned first-team All-Big Ten Conference honors and was named Penn State's Outstanding Senior Player and the recipient of the team's Reid-Robinson Award. He was one of the team's leaders who opted to stay with the program during a time of turmoil.

TITANS TIDBITS:

- Jones has a reputation as an upbeat, positive influence. "I've always had that positive mindset, even when things weren't as good," he says. "The guys laugh at me sometimes because I'm always smiling ... It's not that I'm happy all the time, but I just feel like in today's world, if you let anything get you down, it will. The smallest thing will turn into the biggest problem if you let it, so I just try my best to keep a positive mindset."
- Jones majored in criminal justice at Penn State and spent a portion of his 2013 summer as an intern observing the Spring Township Police Department near State College.
- Jones entered the Penn State program after being rated the second-best offensive lineman in the nation during his playing days at Johnson City High School. He switched to the other side of the ball and made an immediate impact as a true freshman.
- Jones lists his father, Steve, as the most inspirational person in his life. Steve raised DaQuan as a single father and one of his father's greatest traits is that he works extremely hard in everything he does. Steve works as an executive chef at Cornell University.
- Jones is in the process of launching his own non-profit organization called "Create Your Legacy." In June 2019, he hosted the DaQuan Jones Create Your Legacy Football Camp for more than 100 kids ages 11-18 at Johnson City (N.Y.) High School.
- Jones has four dogs, one of which he named Titan.

CAREER TRANSACTIONS:

- The Johnson City, N.Y., native was selected by the Titans in the fourth

round (112th overall) of the 2014 NFL Draft.

SEASON RECAPS:

2020 (16/16): Tied for third on the team with two sacks. Has led the team in sacks once in 2020 (vs. IND). Has tied for the team lead in quarterback pressures twice in 2020 (at CIN, vs. IND).

- At Denver (9/14), started on the defensive front and collected two tackles.
- Against Jacksonville (9/20), started at nose tackle and posted four tackles.
- At Minnesota (9/27), started at nose tackle and registered two tackles and two quarterback pressures.
- Against Buffalo (10/13), started on the defensive front and tallied two tackles.
- Against Houston (10/18), started at nose tackle and produced four tackles, including a sack, another tackle for loss and a quarterback pressure. Combined with Harold Landry III to drop Deshaun Watson for a three-yard sack early in the first quarter. Teamed with Jeffery Simmons to stuff David Johnson for a one-yard loss on a rush off left tackle in the first quarter.
- Against Pittsburgh (10/25), started on the defensive front and registered three tackles.
- At Cincinnati (11/1), started at nose tackle and posted two tackles and a quarterback pressure.
- Against Chicago (11/8), started at nose tackle and tied a career-high with seven tackles, including a half sack, two stops for loss and two quarterback pressures. Stuffed David Montgomery for a one-yard loss on a rush off right tackle in the first quarter. Halted a Bears' drive by stonewalling Montgomery for no gain on a third-and-two rush in the second quarter. Stopped Montgomery for a two-yard loss on a rush up the middle in the second quarter. Teamed with Rashaan Evans to drop Nick Foles for a sack early in the fourth quarter.
- Against Indianapolis (11/12), started on the defensive front and collected five tackles, including a sack and a quarterback pressure. Dropped Philip Rivers for an 11-yard sack late in the second quarter. Stuffed Jonathan Taylor for no gain on a rush up the middle in the third stanza.
- At Baltimore (11/22), started at nose tackle and totaled a tackle.
- At Indianapolis (11/29), started at nose tackle and recorded four tackles and a quarterback pressure.
- Against Cleveland (12/6), started at nose tackle and tallied three tackles.
- At Jacksonville (12/13), started at nose tackle and notched a tackle, a tackle for loss, a quarterback pressure and a blocked a field goal. Blocked Aldrick Rosas' 53-yard field goal attempt early in the first stanza.
- Against Detroit (12/20), started at nose tackle and produced three tackles, a forced fumble and a quarterback pressure. Completed a goalline stand by forcing a D'Andre Swift fumble at the Titans' one-yard line that was recovered by Will Compton in the second stanza.
- At Green Bay (12/27), started at nose tackle and registered two tackles. Stonewalled AJ Dillon for no gain on a rush off right tackle in the fourth quarter.
- At Houston (1/3), started on the defensive front and notched four tackles in the Titans' division-clinching victory. Combined with David Long Jr. to stuff David Johnson for no gain on a short pass in the third stanza.

2019 (16/16, 3/3): Started all 16 games at nose tackle and ranked third on the team with 21 quarterback pressures. Also posted 50 tackles, a sack, a stop for loss and three passes defended. Started all three postseason contests and notched nine tackles, a half sack and three quarterback pressures. Tied for the team lead in sacks once (vs. BUF). Tied for the team lead in quarterback pressures twice (at ATL, vs. LAC). Tied for the team lead in passes defended once (vs. JAX).

- At Cleveland (9/8), collected three tackles, a stop for loss and a

quarterback pressure. Teamed with Sharif Finch to stuff Nick Chubb for a three-yard loss on a rush off left guard in the opening quarter.

- At Atlanta (9/29), registered a tackle and a career-best four quarterback pressures.
- Against Buffalo (10/6), notched three tackles, including a sack and two quarterback pressures. Halted a Bills' drive by chasing Josh Allen out of bounds for a sack on third-and-seven in the opening quarter. Stuffed Frank Gore for no gain on a rush off right tackle in the second stanza.
- Against L.A. Chargers (10/20), posted three tackles, while tying for the team lead with four quarterback pressures. Stonewalled Melvin Gordon for no gain on a rush off left guard in the second quarter.
- At Carolina (11/3), started at defensive end and produced six tackles, a quarterback pressure and a pass defended. Batted down a Kyle Allen pass at the line of scrimmage early in the second quarter.
- Against Jacksonville (11/24), notched two tackles, including a quarterback pressure and a pass defended. Batted down a pass intended for Ben Koyack at the line of scrimmage in the second quarter.
- Against Houston (12/15), totaled five tackles and a quarterback pressure. Stuffed Carlos Hyde for no gain on a rush off right tackle in the third quarter. Stonewalled Hyde for no gain on a rush up the middle late in the fourth quarter.
- At New England (1/4), made his postseason debut as a starter at defensive end and posted three tackles. Stopped Rex Burkhead at the one-yard line on second-and-goal during the Titans' goalline stand in the second quarter.
- At Baltimore (1/11), recorded two tackles and two quarterback pressures.
- At Kansas City (1/19), registered four tackles, including a half sack and a quarterback pressure. Teamed with Jurrell Casey to sack Patrick Mahomes in the fourth quarter.

2018 (16/16): Started all 16 games at defensive end and collected 39 tackles, 14 quarterback pressures, a career-best four tackles for loss and a pass defended. Tied for the team lead in quarterback pressures once (vs. IND).

- Against Philadelphia (9/30), notched two tackles and three quarterback pressures. Teamed with Derrick Morgan to stop Jay Ajayi for no gain on a rush off right tackle in the fourth quarter.
- At Buffalo (10/7), tied a career-high with seven tackles, including two stops for loss and two quarterback pressures. Stonewalled LeSean McCoy for a two-yard loss on a rush off left end in the first quarter. Burst through the line and leveled LeSean McCoy for a five-yard loss on a rush off right guard in the second stanza. Combined with Jurrell Casey to stop Chris Ivory for a two-yard loss on a rush up the middle in the third quarter.
- Against Baltimore (10/14), started at defensive end and amassed three tackles, a quarterback pressure and a pass defended. Stonewalled Alex Collins for a two-yard loss on a rush up the middle in the second stanza. Knocked down a third-and-nine pass intended for Mark Andrews early in the fourth quarter.
- At Los Angeles Chargers in London (10/21), started at defensive end and tallied three tackles, including a stop for loss and a quarterback pressure. Shot through the line and dropped Austin Ekeler for a three-yard loss on a rush off left tackle early in the final stanza.
- At N.Y. Giants (12/16), started at defensive end and posted two tackles and a quarterback pressure in the Titans' first shutout win since 2000.

2017 (12/12, 0/0): Started 12 games at defensive end and posted 36 tackles, a career-high 3.5 sacks, nine quarterback pressures and a stop for loss. Placed on injured reserve on Dec. 4, 2017. Registered a career-high two sacks at Indianapolis (11/26/17). Led the team in sacks twice (at IND, vs. HOU).

- Against Oakland (9/10), posted four tackles. Stuffed DeAndré Washington for no gain on a rush off left guard in the second quarter.
- At Miami (10/8), totaled six tackles. Stuffed Kenyan Drake for no gain on a rush off left end in the second quarter. Teamed with Erik Walden to stuff Jay Ajayi for a one-yard loss on a rush off left guard in the fourth quarter.
- At Indianapolis (11/26), started at defensive end in his 50th career game and registered five tackles, including a career-best two sacks, a stop for loss and three quarterback pressures. Dropped Jacoby Brissett for an eight-yard sack on third-and-10 during the Colts' opening drive of the game. Stuffed Frank Gore for a three-yard loss on a rush up the middle in the first quarter. Sacked Brissett for a one-yard loss in the second stanza.
- Against Houston (12/3), produced three tackles, including a team-best 1.5 sacks and a quarterback pressure. Left the game early in the third quarter with an injury. Combined with Avery Williamson to stuff Lamar Miller for no gain on a rush off left guard in the first quarter. Dropped Tom Savage for

a seven-yard sack late in the second quarter. Halted a Texans' drive by teaming with Brian Orakpo to sack Tom Savage for a eight-yard loss on third-and-10 late in the second quarter.

2016 (16/16): Started all 16 games at defensive end for the second consecutive season and collected 29 tackles, 1.5 sacks, eight quarterback pressures, a stop for loss and a fumble recovery for a touchdown. Tied for the team lead in sacks once (at KC). Notched his first career NFL touchdown with a fumble recovery in the end zone against Houston (1/1/17).

- At Miami (10/9), registered a tackle for loss. Stonewalled Kenyan Drake for a two-yard loss on a rush off right tackle late in the second quarter.
- Against Indianapolis (10/23), collected three tackles. Teamed with David Bass to stuff Frank Gore for no gain on a rush off right guard in the fourth quarter.
- At San Diego (11/6), tied a career-high with seven tackles and a quarterback pressure. Stopped Melvin Gordon for no gain on a goal line rush off left guard in the third quarter.
- Against Green Bay (11/13), notched three tackles, including a sack and two quarterback pressures. Ended a Packers' drive by sacking Aaron Rodgers for a 10-yard loss on third-and-13 in the opening stanza.
- Against Denver (12/11), collected a tackle. Combined with Brice McCain to stuff Justin Forsett for a two-yard loss on a rush off right tackle in the fourth quarter.
- At Kansas City (12/18), tallied a half sack and a quarterback pressure. Teamed with Brian Orakpo to drop Alex Smith for a four-yard sack in the third quarter.
- At Jacksonville (12/24), posted four tackles. Stuffed Corey Grant for no gain on a rush off right guard in the opening stanza.
- Against Houston (1/1), registered a tackle and a fumble recovery that resulted in his first career touchdown. Recovered a Tom Savage fumble in the end zone after a Sean Spence strip-sack to give the Titans an early 7-0 lead with 9:57 left to play in the opening stanza.

2015 (16/16): Started all 16 games at defensive end and registered 67 tackles, 15 quarterback pressures, two stops for loss and a fumble recovery. Tied for the team lead in quarterback pressures twice (vs. BUF, at NYJ).

- At Tampa Bay (9/13), led all Titans defensive linemen with a career-high seven tackles, including a stop for loss. Teamed with Karl Klug to stuff Doug Martin for no gain on a rush off right guard at the end of the first quarter. Stuffed Jorvorskie Lane for no gain on a rush off right guard in the third quarter. Combined with Wesley Woodyard to stuff Bobby Rainey for a two-yard loss on a rush up the middle in the fourth quarter.
- Against Buffalo (10/11), posted three tackles and two quarterback pressures. Combined with Zach Brown to stonewall Cierre Wood for no gain on a rush off left end in the second stanza.
- At Houston (11/1), registered six tackles and a quarterback pressure. Combined with Derrick Morgan to stop Alfred Blue for no gain on a rush off right tackle in the second quarter.
- At New Orleans (11/8), totaled five tackles and two quarterback pressures. Combined with Angelo Blackson to stuff Mark Ingram for no gain on a goalline rush early in the second quarter. Halted a Saints' drive by combining with Michael Griffin to stuff Mark Ingram for no gain on a third-and-one rush early in the third quarter. Stonewalled Mark Ingram for no gain on a rush off right guard late in the third quarter.
- Against Carolina (11/15), tallied four tackles, including a stop for loss. Crashed through the line and dropped Jonathan Stewart for a five-yard loss on rush off left guard in the second quarter.
- Against Oakland (11/29), recorded two tackles, a fumble recovery and a quarterback pressure. Recovered a Derek Carr botched snap in the fourth quarter.
- At New England (12/20), tallied five tackles and a quarterback pressure. Combined with Avery Williamson to stuff Brandon Bolden for no gain on a rush off right tackle in the final stanza. Stonewalled Joey Iosefa for a one-yard loss on a rush up the middle late in the fourth quarter.

2014 (7/1): Appeared in seven games with one start at defensive end during his rookie campaign and registered 13 tackles, a sack, three quarterback pressures, two stops for loss and a forced fumble. Was inactive for eight games and did not play in one contest. Made his NFL debut at Indianapolis (9/28/14). Made his first career NFL start and notched his first career sack against Indianapolis (12/28/14). Led the team in sacks once (vs. IND).

- At Indianapolis (9/28), made his NFL debut as a reserve defensive tackle and amassed his first career tackle.

- At Philadelphia (11/23), saw action as a reserve defensive tackle and amassed two tackles, including a stop for loss. Stuffed Chris Polk for a two-yard loss on a rush up the middle in the final stanza.
- At Jacksonville (12/18), saw action as a reserve at defensive end and registered two tackles, including a stop for loss. Combined with Avery Williamson to stuff Toby Gerhart for no gain on a rush up the middle in the fourth quarter.
- Against Indianapolis (12/28), registered his first career NFL start and tallied a career-high six tackles, his first career sack, a forced fumble and two quarterback pressures. Dropped Andrew Luck for a seven-yard sack while forcing a fumble that was recovered by the Colts in the first quarter.

COLLEGE:

- Started 23 of 46 games at Penn State, with all of his starting assignments coming during the last two seasons. Jones finished his career with 92 tackles, adding 4.5 sacks for minus 28 yards, 15.5 stops for losses totaling 55 yards, two fumble recoveries and a pass deflection.
- As a senior (2013), was first-team All-Big Ten Conference by the league's coaches and second-team All-Conference by the media and BTN.com. Was named Penn State's Outstanding Senior Player and the recipient of the team's Reid-Robinson Award. Also named to the Outland Trophy Watch List. Named Most Valuable Player by his teammates after the season. Started all 12 games at defensive tackle, finishing fifth on the team with a career-high 56 tackles (33 solos). His tackle total was the most for any interior defensive lineman in the Big Ten during the 2013 campaign. Added three sacks for minus 21 yards and led the Nittany Lions with 11.5 stops for losses of 42 yards and also recovered one fumble.
- As a junior (2012), secured a starting role during training camp and started the first 11 games at defensive tackle. Recorded 22 tackles, with an assisted sack, two stops for losses of six yards, a fumble recovery and a pass deflection. Played an instrumental role for a defense that ranked second in the Big Ten Conference and 16th nationally in scoring defense at 19.1 points per game, as the Nittany Lions held six teams to 17 or fewer points.
- As a sophomore (2011), was a top reserve at defensive tackle and played in all 13 games, recording eight tackles.
- As a freshman (2010), held out of the initial four games for a possible redshirt season, but his play in practice and potential got him on the field.

Made his debut in the Big Ten-opener at Iowa and played in the final nine games. Was one of seven true freshmen to play, registering six tackles, including a sack and two tackles for loss.

- Majored in criminal justice at Penn State.

PERSONAL:

- Married to Alexis, the couple splits time between Nashville and Johnson City, N.Y., with their daughter, Mya.
- Attended Johnson City (N.Y.) Senior High School and was rated as the second-best offensive lineman in the state by Rivals.com.
- Was a standout on both sides of the ball and earned four-star prospect status from Scout.com. Recorded 60 tackles as a senior.
- Totaled 70 tackles during his junior season, and also posted three sacks and recovered four fumbles.
- Served as football and basketball team captain and was also a member of the track and field team throwing the shot put.
- List of favorites: (movie) "Captain America: The Winter Soldier"; (TV show) "Supernatural"; (actor) Martin Lawrence; (music artist) Jay-Z; (school subject) criminal justice; (car) Mercedes S Class; (video game) NBA 2K; (food) dad's chicken parmesan; (book) "The Five People You Meet in Heaven" by Mitch Albom; and (pro sports team as a child) Philadelphia Eagles.
- Follow Jones on Twitter at @RiDQulous_98.
- Follow Jones on Instagram at @dqj_90.
- Born DaQuan Steven Jones on Dec. 27, 1991 in Johnson City, N.Y.

DaQUAN JONES' GAME-BY-GAME

2014 Tennessee Titans

Date	Opp	W/L	P/S	Tot Solo Asst	Sk - Yds	QBP	TFL	Int - Yds -TD	PD	FF	FR - Yds	SpT
Sept 7	@ KC	W	IA									
Sept 14	Dal	L	IA									
Sept 21	@ Cin	L	IA									
Sept 28	@ Ind	L	p	1 0 1	0.0 0.0	0	0 0	0 0 0 0 0 0	0	0	0	0
Oct 5	Cle	L	IA									
Oct 12	Jax	W	DNP									
Oct 19	@ Was	L	p	1 0 1	0.0 0.0	0	0 0	0 0 0 0 0 0	0	0	0	0
Oct 26	Hou	L	IA									
Nov 9	@ Bal	L	p	0 0 0	0.0 0.0	0	0 0	0 0 0 0 0 0	0	0	0	0
Nov 17	Pit	L	IA									
Nov 23	@ Phi	L	p	2 1 1	0.0 0.0	0	1 0	0 0 0 0 0 0	0	0	0	0
Nov 30	@ Hou	L	IA									
Dec 7	NYG	L	IA									
Dec 14	NYJ	L	p	1 1 0	0.0 0.0	1	0 0	0 0 0 0 0 0	0	0	0	0
Dec 18	@ Jax	L	p	2 1 1	0.0 0.0	0	1 0	0 0 0 0 0 0	0	0	0	0
Dec 28	Ind	L	S	6 4 2	1.0 1.0	2	0 0	0 0 0 0 1 0	0	0	0	0
Totals			2-14 7/1	13 7 6	1.0 1.0	3	2 0	0 0 0 0 1 0	0	0	0	0

2015 Tennessee Titans

Date	Opp	W/L	P/S	Tot Solo Asst	Sk - Yds	QBP	TFL	Int - Yds -TD	PD	FF	FR - Yds	SpT
Sept 13	@ TB	W	S	7 7 0	0.0 0.0	0	1 0	0 0 0 0 0 0	0	0	0	0
Sept 20	@ Cle	L	S	2 2 0	0.0 0.0	1	0 0	0 0 0 0 0 0	0	0	0	0
Sept 27	Ind	L	S	4 2 2	0.0 0.0	0	0 0	0 0 0 0 0 0	0	0	0	0
Oct 11	Buf	L	S	3 1 2	0.0 0.0	2	0 0	0 0 0 0 0 0	0	0	0	0
Oct 18	Mia	L	S	6 2 4	0.0 0.0	0	0 0	0 0 0 0 0 0	0	0	0	0
Oct 25	Atl	L	S	4 2 2	0.0 0.0	0	0 0	0 0 0 0 0 0	0	0	0	0
Nov 1	@ Hou	L	S	6 5 1	0.0 0.0	1	0 0	0 0 0 0 0 0	0	0	0	0
Nov 8	@ NO	W	S	5 4 1	0.0 0.0	2	0 0	0 0 0 0 0 0	0	0	0	0
Nov 15	Car	L	S	4 1 3	0.0 0.0	1	1 0	0 0 0 0 0 0	0	0	0	0
Nov 19	@ Jax	L	S	3 3 0	0.0 0.0	2	0 0	0 0 0 0 0 0	0	0	0	0
Nov 29	Oak	L	S	2 1 1	0.0 0.0	1	0 0	0 0 0 0 0 1	0	0	0	0
Dec 6	Jax	W	S	3 1 2	0.0 0.0	1	0 0	0 0 0 0 0 0	0	0	0	0
Dec 13	@ NYJ	L	S	3 3 0	0.0 0.0	2	0 0	0 0 0 0 0 0	0	0	0	0
Dec 20	@ NE	L	S	5 4 1	0.0 0.0	1	0 0	0 0 0 0 0 0	0	0	0	0
Dec 27	Hou	L	S	5 3 2	0.0 0.0	1	0 0	0 0 0 0 0 0	0	0	0	0
Jan 3	@ Ind	L	S	5 4 1	0.0 0.0	0	0 0	0 0 0 0 0 0	0	0	0	0
Totals			3-13 16/16	67 45 22	0.0 0.0	15	2 0	0 0 0 0 0 1	0	0	0	0

2016 Tennessee Titans

Date	Opp	W/L	P/S	Tot Solo Asst	Sk - Yds	QBP	TFL	Int - Yds -TD	PD	FF	FR - Yds	SpT
Sept 11	Min	L	S	1 0 1	0.0 0.0	1	0 0	0 0 0 0 0 0	0	0	0	0
Sept 18	@ Det	W	S	1 0 1	0.0 0.0	0	0 0	0 0 0 0 0 0	0	0	0	0
Sept 25	Oak	L	S	1 0 1	0.0 0.0	0	0 0	0 0 0 0 0 0	0	0	0	0
Oct 2	@ Hou	L	S	3 3 0	0.0 0.0	0	0 0	0 0 0 0 0 0	0	0	0	0
Oct 9	@ Mia	W	S	1 1 0	0.0 0.0	0	1 0	0 0 0 0 0 0	0	0	0	0
Oct 16	Cle	W	S	1 1 0	0.0 0.0	1	0 0	0 0 0 0 0 0	0	0	0	0
Oct 23	Ind	L	S	3 2 1	0.0 0.0	0	0 0	0 0 0 0 0 0	0	0	0	0
Oct 27	Jax	W	S	1 0 1	0.0 0.0	2	0 0	0 0 0 0 0 0	0	0	0	0
Nov 6	@ SD	L	S	7 6 1	0.0 0.0	1	0 0	0 0 0 0 0 0	0	0	0	0
Nov 13	GB	W	S	3 1 2	1.0 10.0	2	0 0	0 0 0 0 0 0	0	0	0	0
Nov 20	@ Ind	L	S	0 0 0	0.0 0.0	0	0 0	0 0 0 0 0 0	0	0	0	0
Nov 27	@ Chi	W	S	0 0 0	0.0 0.0	0	0 0	0 0 0 0 0 0	0	0	0	0
Dec 11	Den	W	S	1 0 1	0.0 0.0	0	0 0	0 0 0 0 0 0	0	0	0	0
Dec 18	@ KC	W	S	1 0 1	0.5 2.0	1	0 0	0 0 0 0 0 0	0	0	0	0
Dec 24	@ Jax	L	S	4 3 1	0.0 0.0	0	0 0	0 0 0 0 0 0	0	0	0	0
Jan 1	Hou	W	S	1 1 0	0.0 0.0	0	0 0	0 0 0 0 0 1	0	0	0	0
Totals			9-7 16/16	29 18 11	1.5 12.0	8	1 0	0 0 0 0 0 1	0	0	0	0

2017 Tennessee Titans

Date	Opp	W/L	P/S	Tot Solo Asst	Sk - Yds	QBP	TFL	Int - Yds -TD	PD	FF	FR - Yds	SpT
Sept 10	Oak	L	S	4 1 3	0.0 0.0	0	0 0	0 0 0 0 0 0	0	0	0	0
Sept 17	@ Jax	W	S	1 1 0	0.0 0.0	0	0 0	0 0 0 0 0 0	0	0	0	0
Sept 24	Sea	W	S	1 0 1	0.0 0.0	0	0 0	0 0 0 0 0 0	0	0	0	0
Oct 1	@ Hou	L	S	2 1 1	0.0 0.0	1	0 0	0 0 0 0 0 0	0	0	0	0
Oct 8	@ Mia	L	S	6 6 0	0.0 0.0	0	0 0	0 0 0 0 0 0	0	0	0	0
Oct 16	Ind	W	S	3 1 2	0.0 0.0	0	0 0	0 0 0 0 0 0	0	0	0	0
Oct 22	@ Cle	W	S	6 5 1	0.0 0.0	2	0 0	0 0 0 0 0 0	0	0	0	0
Nov 5	Bal	W	S	3 2 1	0.0 0.0	0	0 0	0 0 0 0 0 0	0	0	0	0
Nov 12	Cin	W	S	0 0 0	0.0 0.0	0	0 0	0 0 0 0 0 0	0	0	0	0
Nov 16	@ Pit	L	S	2 1 1	0.0 0.0	2	0 0	0 0 0 0 0 0	0	0	0	0
Nov 26	@ Ind	W	S	5 4 1	2.0 9.0	3	1 0	0 0 0 0 0 0	0	0	0	0
Dec 3	Hou	W	S	3 2 1	1.5 11.0	1	0 0	0 0 0 0 0 0	0	0	0	0
Dec 10	@ Ari											
Placed on injured reserve on Dec. 4, 2017												
Totals			8-4 12/12	36 24 12	3.5 20.0	9	1 0	0 0 0 0 0 0	0	0	0	0

2018 Tennessee Titans

Date	Opp	W/L	P/S	Tot Solo Asst	Sk - Yds	QBP	TFL	Int - Yds -TD	PD	FF	FR - Yds	SpT
Sept 9	@ Mia	L	S	2 1 1	0.0 0.0	1	0 0	0 0 0 0 0 0	0	0	0	0
Sept 16	Hou	W	S	2 1 1	0.0 0.0	2	0 0	0 0 0 0 0 0	0	0	0	0
Sept 23	@ Jax	W	S	1 1 0	0.0 0.0	0	0 0	0 0 0 0 0 0	0	0	0	0
Sept 30	Phi	W	S	2 2 0	0.0 0.0	3	0 0	0 0 0 0 0 0	0	0	0	0
Oct 7	@ Buf	L	S	7 4 3	0.0 0.0	0	2 0	0 0 0 0 0 0	0	0	0	0
Oct 14	Bal	L	S	3 3 0	0.0 0.0	1	1 0	0 0 0 1 0 0	0	0	0	0
Oct 21	@ LAC	L	S	3 1 2	0.0 0.0	1	1 0	0 0 0 0 0 0	0	0	0	0
Nov 5	@ Dal	W	S	1 0 1	0.0 0.0	1	0 0	0 0 0 0 0 0	0	0	0	0
Nov 11	NE	W	S	2 1 1	0.0 0.0	0	0 0	0 0 0 0 0 0	0	0	0	0
Nov 18	@ Ind	L	S	0 0 0	0.0 0.0	0	0 0	0 0 0 0 0 0	0	0	0	0
Nov 26	@ Hou	L	S	3 0 3	0.0 0.0	1	0 0	0 0 0 0 0 0	0	0	0	0
Dec 2	NYJ	W	S	3 1 2	0.0 0.0	0	0 0	0 0 0 0 0 0	0	0	0	0
Dec 6	Jax	W	S	3 1 2	0.0 0.0	2	0 0	0 0 0 0 0 0	0	0	0	0
Dec 16	@ NYG	W	S	2 0 2	0.0 0.0	1	0 0	0 0 0 0 0 0	0	0	0	0
Dec 22	Was	W	S	3 1 2	0.0 0.0	0	0 0	0 0 0 0 0 0	0	0	0	0
Dec 30	Ind	L	S	2 2 0	0.0 0.0	1	0 0	0 0 0 0 0 0	0	0	0	0
Totals			9-7 16/16	39 19 20	0.0 0.0	14	4 0	0 0 0 0 1 0	0	0	0	0

2019 Tennessee Titans

Date	Opp	W/L	P/S	Tot Solo Asst	Sk - Yds	QBP	TFL	Int - Yds -TD	PD	FF	FR - Yds	SpT
Sept 8	@ Cle	W	S	3 2 1	0.0 0.0	1	1 0	0 0 0 0 0 0	0	0	0	0
Sept 15	Ind	L	S	6 5 1	0.0 0.0	0	0 0	0 0 0 0 0 0	0	0	0	0
Sept 19	@ Jax	L	S	2 1 1	0.0 0.0	1	0 0	0 0 0 0 0 0	0	0	0	0
Sept 29	@ Atl	W	S	1 0 1	0.0 0.0	4	0 0	0 0 0 0 0 0	0	0	0	0
Oct 6	Buf	L	S	3 3 0	1.0 0.0	2	0 0	0 0 0 0 0 0	0	0	0	0
Oct 13	@ Den	L	S	2 2 0	0.0 0.0	0	0 0	0 0 0 0 0 0	0	0	0	0
Oct 20	LAC	W	S	3 2 1	0.0 0.0	4	0 0	0 0 0 0 0 0	0	0	0	0
Oct 27	TB	W	S	4 3 1	0.0 0.0	0	0 0	0 0 0 0 0 1	0	0	0	0
Nov 3	@ Car	L	S	6 3 3	0.0 0.0	1	0 0	0 0 0 0 1 0	0	0	0	0
Nov 10	KC	W	S	3 2 1	0.0 0.0	1	0 0	0 0 0 0 0 0	0	0	0	0
Nov 24	Jax	W	S	2 2 0	0.0 0.0	1	0 0	0 0 0 0 1 0	0	0	0	0
Dec 1	@ Ind	W	S	3 2 1	0.0 0.0	2	0 0	0 0 0 0 0 0	0	0	0	0
Dec 8	@ Oak	W	S	2 1 1	0.0 0.0	1	0 0	0 0 0 0 0 0	0	0	0	0
Dec 15	Hou	L	S	5 4 1	0.0 0.0	1	0 0	0 0 0 0 0 0	0	0	0	0
Dec 22	NO	L	S	3 1 2	0.0 0.0	1	0 0	0 0 0 0 0 0	0	0	0	0
Dec 29	@ Hou	W	S	2 1 1	0.0 0.0	1	0 0	0 0 0 0 0 0	0	0	0	0
Totals			9-7 16/16	50 34 16	1.0 0.0	21	1 0	0 0 0 3 0 0	0	0	0	0

Playoffs

Jan 4	@ NE	W	S	3 1 2	0.0 0.0	0	0 0	0 0 0 0 0 0	0	0	0	0
Jan 11	@ Bal	W	S	2 1 1	0.0 0.0	2	0 0	0 0 0 0 0 0	0	0	0	0
Jan 19	@ KC	L	S	4 1 3	0.5 0.0	1	0 0	0 0 0 0 0 0	0	0	0	0
Totals			2-1 3/3	9 3 6	0.5 0.0	3	0 0	0 0 0 0 0 0	0	0	0	0

DaQUAN JONES' NFL STATISTICS

REGULAR SEASON				TACKLES							INTERCEPTIONS					FUMBLES			
Year	Team	GP	GS	Tot	Solo	Asst	Sk	Yds	QBP	TFL	No	Yds	Lg	TD	PD	FF	FR	Yds	SpT
2014	Tennessee	7	1	13	7	6	1.0	1.0	3	2	0	0	0	0	0	1	0	0	0
2015	Tennessee	16	16	67	45	22	0.0	0.0	15	2	0	0	0	0	0	0	1	0	0
2016	Tennessee	16	16	29	18	11	1.5	12.0	8	1	0	0	0	0	0	0	1	0	0
2017	Tennessee	12	12	36	24	12	3.5	20.0	9	1	0	0	0	0	0	0	0	0	0
2018	Tennessee	16	16	39	19	20	0.0	0.0	14	4	0	0	0	0	1	0	0	0	0
2019	Tennessee	16	16	50	34	16	1.0	0.0	21	1	0	0	0	0	3	0	0	0	0
2020	Tennessee	16	16	49	29	20	2.0	13.0	10	6	0	0	0	0	0	1	0	0	0
NFL Totals		99	93	283	176	107	9.0	46.0	80	17	0	0	0	0	4	2	2	0	0

PLAYOFFS				TACKLES							INTERCEPTIONS					FUMBLES			
Year	Team	GP	GS	Tot	Solo	Asst	Sk	Yds	QBP	TFL	No	Yds	Lg	TD	PD	FF	FR	Yds	SpT
2017	Tennessee	0	0	0	0	0	0.0	0.0	0	0	0	0	0	0	0	0	0	0	0
2019	Tennessee	3	3	9	3	6	0.5	0.0	3	0	0	0	0	0	0	0	0	0	0
NFL Totals		3	3	9	3	6	0.5	0.0	3	0	0	0	0	0	0	0	0	0	0

Single-Game Highs

Tackles - **7 (Four times, last vs. Chicago 11/8/20)**
 Sacks - 2 at Indianapolis (11/26/17)
 Quarterback Pressures - 4 (Twice, last vs. L.A. Chargers 10/20/19)
 Forced Fumble - **1 (Twice, last vs. Detroit 12/20/20)**
 Pass Defensed - 1 (Four times, last vs. Jacksonville 11/24/19)
 Fumble Recovery - 1 (Twice, last vs. Houston 1/1/17)
 Touchdowns - 1 - fumble recovery in the end zone vs. Houston, (1/1/17)

Playoff Single-Game Highs

Tackles - 4 at Kansas City (1/19/20)
 Sacks - 0.5 at Kansas City (1/19/20)
 Quarterback Pressures - 2 at Baltimore (1/11/20)

Additional Career Statistics

Blocked Field Goal - **1 (2020)**



46 JOSHUA KALU

DEFENSIVE BACK • 6'0" • 203 LBS • COLLEGE: NEBRASKA
ACQUIRED: FREE AGENT - 2018 • NFL EXPERIENCE (NFL/TITANS): 2/2
HOMETOWN: HOUSTON, TEXAS
GAMES PLAYED/GAMES STARTED: 28/0 (PLAYOFFS: 3/0)

PRO: The Titans originally signed Joshua Kalu as a rookie free agent following the 2018 NFL Draft. The 6-foot, 203-pounder is a versatile defensive back that can line up at safety or cornerback in the secondary. The University of Nebraska product spent the first 12 weeks of the 2018 season on the Titans' practice squad before being signed to the active roster on Dec. 1, 2018. He began 2019 on injured reserve before being activated and appearing in the final eight games and all three postseason contests as a reserve and on special teams. In four seasons with the Cornhuskers, Kalu saw action in 48 games and notched 27 passes defended, including seven interceptions.

CAREER HIGHLIGHTS:

- In Week 10 of 2019 against Kansas City, Kalu secured the victory by coming off the edge and blocking Harrison Butker's potential game-tying 52-yard field goal as time expired.
- In 2018, made his NFL debut and appeared in five games during his rookie season.

TITANS TIDBITS:

- In the 2019 offseason during the COVID-19 pandemic, Kalu spent time giving back to his hometown of Houston, Texas. He partnered with local restaurants and hand-delivered free meals to healthcare workers fighting the pandemic.
- Kalu was heavily involved in the Lincoln community while at Nebraska. He was named to the Brook Berringer Citizenship Team and the Tom Osborne Citizenship Team as a sophomore, junior and senior.

CAREER TRANSACTIONS:

- The Houston, Texas, native was signed by the Titans as an undrafted free agent on May 11, 2018.
- Waived by the Titans on Aug. 12, 2018.
- Signed by the Titans as a free agent on Aug. 20, 2018.
- Waived by the Titans on Sept. 1, 2018 and signed to the team's practice squad a day later.
- Signed by the Titans to their active roster from the practice squad on Dec. 1, 2018.

SEASON RECAPS:

2020 (15/0): Tied for second on the team with eight special teams tackles. Has led or tied for the team lead in special teams tackles four times in 2020 (at MIN, vs. CHI, vs. IND, vs. DET).

- At Denver (9/14), played as a reserve on special teams and saw limited snaps in the secondary where he collected a tackle and a forced fumble. On the final play of the first half, forced a Jerry Jeudy fumble that went out of bounds.
- Against Jacksonville (9/20), saw action as a reserve on special teams and pounced on a squib kick late in the second quarter allowing the Titans to get into field goal range to convert a 51-yard field goal as time expired in the first half.
- At Minnesota (9/27), tied for the team lead with a special teams tackle on coverage units.
- Against Buffalo (10/13), registered a special teams tackle on coverage units.
- Against Houston (10/18), played as a reserve on special teams.
- Against Pittsburgh (10/25), was inactive.
- At Cincinnati (11/1), saw action as a reserve on special teams.
- Against Chicago (11/8), led the team with a career-high three special teams tackles on coverage units.

- Against Indianapolis (11/12), collected a special teams tackle on coverage units.
- At Baltimore (11/22), saw significant action as a reserve at safety and totaled a career-high four tackles.
- At Indianapolis (11/29), played as a reserve on special teams.
- Against Cleveland (12/6), saw action as a reserve on special teams.
- At Jacksonville (12/13), played significant snaps as a reserve at safety and notched a tackle.
- Against Detroit (12/20), saw significant action as a reserve at safety and produced two tackles. Led the team with two special teams tackles on coverage units.
- At Green Bay (12/27), played as a reserve on special teams.
- At Houston (1/3), saw action as a reserve on special teams in the Titans' division-clinching victory.

2019 (8/0, 3/0): Saw action in eight games as a reserve and posted two tackles, three special teams stops and a blocked field goal. Placed on injured reserve on Sept. 2, 2019 where he spent the first eight weeks of the season. Activated from injured reserve/designated to return on Nov. 2, 2019. Played in all three postseason contests and collected a special teams fumble recovery. Tied for the team lead in passes defended once in 2019 (at HOU). Tied for the team lead in special teams tackles once in 2019 (at OAK).

- At Carolina (11/3), made his season debut as a reserve on special teams and collected a tackle on coverage units.
- Against Kansas City (11/10), played as a reserve on special teams. Secured the victory by coming off the edge and blocking Harrison Butker's potential game-tying 52-yard field goal as time expired.
- Against Jacksonville (11/24), saw action as a reserve at cornerback in the fourth quarter and notched two tackles.
- At Oakland (12/8), saw action as a reserve on special teams and tied for the team lead with a special teams tackle on coverage units.
- Against New Orleans (12/22), saw action as a reserve on special teams and registered a tackle on coverage units.
- At Houston (12/29), played as a reserve on special teams and limited snaps late in the game at safety. Broke up a pass intended for Steven Mitchell Jr. late in the fourth quarter.
- At New England (1/4), made his postseason debut as a reserve on special teams and sealed the victory with a special teams fumble recovery on the Patriots' last-ditch kickoff return to end the game.

2018 (5/0): Played in five contests as a rookie and collected four special teams tackles on coverage units. Spent the first 11 games of the season on the team's practice squad before being elevated to the active roster. Tied for the team lead in special teams tackles once in 2018 (vs. IND). Saw action in his first career NFL game against N.Y. Jets (12/2/18).

- Against N.Y. Jets (12/2), made his NFL debut as a reserve on special teams.
- Against Jacksonville (12/6), played as a reserve on special teams and notched a tackle on coverage units.
- At N.Y. Giants (12/16), saw action as a reserve on special teams and collected two tackles on coverage units.
- Against Indianapolis (12/30), saw action as a reserve on special teams and tied for the team lead with a tackle on coverage units.

COLLEGE:

- Played in 48 games with 37 starts at cornerback and safety over four seasons at Nebraska. Totaled 215 tackles, two sacks, 27 passes defended, seven interceptions for 78 yards and a score, three forced fumbles and

one fumble recovery. His 27 passes defended rank tied for seventh in Cornhusker history and his 215 career tackles rank fifth all-time among Nebraska defensive backs and among the top 30 overall tacklers in Cornhusker history.

- As a senior (2017), started nine games at safety while missing three contests due to injury. Finished with 47 tackles which was fifth-best on the team and also recorded two interceptions for 32 yards, six passes defended and one forced fumble. Named to the Academic All-Big Ten list.
- As a junior (2016), started all 13 games at cornerback and totaled 66 tackles, three tackles for loss, a sack, a team-leading 11 passes defended and one interception.
- As a sophomore (2015), started all 13 games at cornerback and nickel back and tallied 75 tackles, five tackles for loss, a sack, a team-leading seven passes defended and added three interceptions for 41 yards and a touchdown. Earned Honorable-Mention All-Big Ten accolades by the conference's coaches.
- As a freshman (2014), appeared in all 13 games with two starts and posted 27 tackles, three passes defended, one interception and two forced fumbles.
- Graduated from Nebraska with a degree in child, youth and family studies in 2017.

PERSONAL:

- Attended Alief Taylor (Texas) High School and earned Houston Chronicle All-Greater Houston first-team honors as a senior. Helped Alief Taylor to the second round of the Class 5A Division 1 state playoffs in 2013.
- Also participated in track and basketball.
- Son of Elekwachi and Prisca Kalu.
- Follow Kalu on Twitter and Instagram at @BluesKalus.
- Born Joshua Elekwachi Kalu on Aug. 28, 1995 in Houston, Texas.

JOSHUA KALU'S DEFENSIVE GAME-BY-GAME

2018 Tennessee Titans

Date	Opp	W/L	P/S	Tot Solo Asst	Sk	- Yds	QBP	TFL	Int- Yds	-TD	PD	FF	FR- Yds	SpT
Sept 9	@ Mia	L	PS											
Sept 16	Hou	W	PS											
Sept 23	@ Jax	W	PS											
Sept 30	Phi	W	PS											
Oct 7	@ Buf	L	PS											
Oct 14	Bal	L	PS											
Oct 21	@ LAC	L	PS											
Nov 5	@ Dal	W	PS											
Nov 11	NE	W	PS											
Nov 18	@ Ind	L	PS											
Nov 26	@ Hou	L	PS											
Dec 2	NYJ	W	p	0	0	0	0.0	0.0	0	0	0	0	0	0
Dec 6	Jax	W	p	0	0	0	0.0	0.0	0	0	0	0	0	1
Dec 16	@ NYG	W	p	0	0	0	0.0	0.0	0	0	0	0	0	2
Dec 22	Was	W	p	0	0	0	0.0	0.0	0	0	0	0	0	0
Dec 30	Ind	L	p	0	0	0	0.0	0.0	0	0	0	0	0	1
Totals	9-7	5/0		0	0	0	0.0	0.0	0	0	0	0	0	4

2019 Tennessee Titans

Date	Opp	W/L	P/S	Tot Solo Asst	Sk	- Yds	QBP	TFL	Int- Yds	-TD	PD	FF	FR- Yds	SpT
Sept 8	@ Cle	W	IR											
Sept 15	Ind	L	IR											
Sept 19	@ Jax	L	IR											
Sept 29	@ Atl	W	IR											
Oct 6	Buf	L	IR											
Oct 13	@ Den	L	IR											
Oct 20	LAC	W	IR											
Oct 27	TB	W	IR											
Nov 3	@ Car	L	p	0	0	0	0.0	0.0	0	0	0	0	0	1
Nov 10	KC	W	p	0	0	0	0.0	0.0	0	0	0	0	0	0
Nov 24	Jax	W	p	2	2	0	0.0	0.0	0	0	0	0	0	0

Dec 1	@ Ind	W	p	0	0	0	0.0	0.0	0	0	0	0	0	0
Dec 8	@ Oak	W	p	0	0	0	0.0	0.0	0	0	0	0	0	1
Dec 15	Hou	L	p	0	0	0	0.0	0.0	0	0	0	0	0	0
Dec 22	NO	L	p	0	0	0	0.0	0.0	0	0	0	0	0	1
Dec 29	@ Hou	W	p	0	0	0	0.0	0.0	0	0	0	1	0	0
Totals	9-7	8/0		2	2	0	0.0	0.0	0	0	0	1	0	3
Playoffs														
Jan 4	@ NE	W	p	0	0	0	0.0	0.0	0	0	0	0	0	0
Jan 11	@ Bal	W	p	0	0	0	0.0	0.0	0	0	0	0	0	0
Jan 19	@ KC	L	p	0	0	0	0.0	0.0	0	0	0	0	0	0
Totals	2-1	3/0		0	0	0	0.0	0.0	0	0	0	0	0	0

2020 Tennessee Titans

Date	Opp	W/L	P/S	Tot Solo Asst	Sk	- Yds	QBP	TFL	Int- Yds	-TD	PD	FF	FR- Yds	SpT
Sept 14	@ Den	W	p	1	1	0	0.0	0.0	0	0	0	0	1	0
Sept 20	Jax	W	p	0	0	0	0.0	0.0	0	0	0	0	0	0
Sept 27	@ Min	W	p	0	0	0	0.0	0.0	0	0	0	0	0	1
Oct 13	Buf	W	p	0	0	0	0.0	0.0	0	0	0	0	0	1
Oct 18	Hou	W	p	0	0	0	0.0	0.0	0	0	0	0	0	0
Oct 25	Pit	L	IA											
Nov 1	@ Cin	L	p	0	0	0	0.0	0.0	0	0	0	0	0	0
Nov 8	Chi	W	p	0	0	0	0.0	0.0	0	0	0	0	0	3
Nov 12	Ind	L	p	0	0	0	0.0	0.0	0	0	0	0	0	1
Nov 22	@ Bal	W	p	4	3	1	0.0	0.0	0	0	0	0	0	0
Nov 29	@ Ind	W	p	0	0	0	0.0	0.0	0	0	0	0	0	0
Dec 6	Cle	L	p	0	0	0	0.0	0.0	0	0	0	0	0	0
Dec 13	@ Jax	W	p	1	1	0	0.0	0.0	0	0	0	0	0	0
Dec 20	Det	W	p	2	2	0	0.0	0.0	0	0	0	0	0	2
Dec 27	@ GB	L	p	0	0	0	0.0	0.0	0	0	0	0	0	0
Jan 3	@ Hou	W	p	0	0	0	0.0	0.0	0	0	0	0	0	0
Totals	11-5	15/0		8	7	1	0.0	0.0	0	0	0	0	1	8

JOSHUA KALU'S NFL STATISTICS

REGULAR SEASON				TACKLES							INTERCEPTIONS					FUMBLES				
Year	Team	GP	GS	Tot	Solo	Asst	Sk	Yds	QBP	TFL	No	Yds	Lg	TD	PD	FF	FR	Yds	SpT	
2018	Tennessee	5	0	0	0	0	0.0	0.0	0	0	0	0	0	0	0	0	0	0	0	4
2019	Tennessee	8	0	2	2	0	0.0	0.0	0	0	0	0	0	1	0	0	0	0	3	
2020	Tennessee	15	0	8	7	1	0.0	0.0	0	0	0	0	0	0	1	0	0	0	8	
NFL Totals		28	0	10	9	1	0.0	0.0	0	0	0	0	0	1	1	0	0	0	15	

PLAYOFFS				TACKLES							INTERCEPTIONS					FUMBLES			
Year	Team	GP	GS	Tot	Solo	Asst	Sk	Yds	QBP	TFL	No	Yds	Lg	TD	PD	FF	FR	Yds	SpT
2019	Tennessee	3	0	0	0	0	0.0	0.0	0	0	0	0	0	0	0	0	0	0	0
NFL Totals		3	0	0	0	0	0.0	0.0	0	0	0	0	0	0	0	0	0	0	0

Single-Game Highs

Tackles - **4 at Baltimore (11/22/20)**

Passes Defensed - 1 at Houston (12/29/19)

Forced Fumble - **1 at Denver (9/14/20)**

Special Teams Tackles - **3 vs. Chicago (11/8/20)**


Additional Statistics

Blocked Field Goal - 1 vs. Kansas City (11/10/19)

Kickoff Returns - **1 for 2 yards vs. Jacksonville (9/20/20)**

Additional Playoff Statistics

Special Teams Fumble Recovery - 1 at New England (1/4/20)



71 DENNIS KELLY

TACKLE/GUARD • 6'8" • 321 LBS • COLLEGE: PURDUE
ACQUIRED: TRADE (PHI) - 2016 • NFL EXPERIENCE (NFL/TITANS): 9/5
HOMETOWN: CHICAGO HEIGHTS, ILL.
GAMES PLAYED/GAMES STARTED: 104/47 (PLAYOFFS: 5/0)

PRO: The Titans acquired Dennis Kelly in a trade with the Philadelphia Eagles in 2016. The 6-foot-8-inch, 321-pounder provides quality experience and depth along the offensive front, having logged starts at right tackle, left tackle, right guard, left guard and tight end during his NFL career. In his first four seasons in Nashville, he appeared in 58 games with 16 starts. The 2012 fifth-round pick spent his first four NFL campaigns as a member of the Eagles and appeared in 30 games with 15 starts from 2012-15.

CAREER HIGHLIGHTS:

- In 2019, he made his first career start at left tackle and finished the season with four starts at left tackle.
- In Week 12 of the 2019 season against Jacksonville, Kelly caught his first career touchdown on a one-yard reception as an extra tight end.
- In the 2019 AFC Championship at Kansas City, Kelly caught his first postseason touchdown and became the first offensive lineman to catch a touchdown pass in the NFL postseason since the 2014 playoffs.
- In 2018, Kelly saw action in 11 games and logged five starts at right tackle.
- In 2016, Kelly appeared in all 16 games for the first time in his career and recorded six starts in his first campaign in Tennessee.
- In 2012, he started 10 games as a rookie—three starts at right guard and seven starts at right tackle.

TITANS TIDBITS:

- Kelly went back to school during the 2014 offseason to earn his degree in organizational leadership from Purdue, and in May 2019, Kelly received his MBA from the Kelley School of Business at Indiana University.
- Kelly is an avid professional wrestling fan that does not let the opportunity pass him by whenever a live WWE show is in town. He lists the Undertaker as the one person in the world he would like to have dinner with.
- Kelly's brother, Tim, played football at Eastern Illinois and is currently the offensive coordinator for the Houston Texans.
- Kelly's favorite football player growing up was former Titans great Jevon Kearse.
- Kelly claims that the biggest influence on his life and career has been his entire family. "We're a Southside [Chicago] Irish family, so we share a really tight bond and they've inspired me to get to where I am today."

CAREER TRANSACTIONS:

- A native of Chicago Heights, Ill., Kelly was originally selected by the Philadelphia Eagles in the fifth round (153rd overall) of the 2012 NFL Draft.
- Traded by the Eagles to the Titans in exchange for wide receiver Dorial Green-Beckham on Aug. 16, 2016.

SEASON RECAPS:

2020 (16/16 - Tennessee):

- At Denver (9/14), started at right tackle and was a part of an offensive front that allowed the Titans to amass 377 total yards. Member of a line that allowed just one sack on 43 pass attempts.
- Against Jacksonville (9/20), started at right tackle and helped the offense post 354 total yards.
- At Minnesota (9/27), started at right tackle and was a member of an offensive front that allowed the Titans to collect 134 yards on the ground.
- Against Buffalo (10/13), started at right tackle and was a part of an offensive line that blocked for Titans' rushers to gain 139 yards on the ground while not allowing a sack on 28 pass attempts.
- Against Houston (10/18), started at right tackle and helped the offense become the first unit in NFL history to have a passer reach 350 yards (364

by Ryan Tannehill) and a rusher reach 200 yards (212 by Derrick Henry) in a game.

- Against Pittsburgh (10/25), started at right tackle.
- At Cincinnati (11/1), started at right tackle and blocked for Titans' rushers to gain 218 yards on 29 carries.
- Against Chicago (11/8), started at right tackle.
- Against Indianapolis (11/12), started at right tackle and helped open holes for Titans' ball carriers to gain 157 rushing yards on 32 carries (4.9 avg.).
- At Baltimore (11/22), started at right tackle and helped open holes for Titans' ball carriers to gain 173 yards on the ground.
- At Indianapolis (11/29), started at right tackle and blocked for Titans' rushers to gain 229 yards on 45 carries. Member of an offensive front that allowed just one sack on 22 pass attempts.
- Against Cleveland (12/6), started at right tackle in his 100th regular season contest.
- At Jacksonville (12/13), started at right tackle and helped open holes for Titans' rushers to gain 249 yards on the ground, including a 215-yard performance by Derrick Henry.
- Against Detroit (12/20), started at right tackle and helped block for Titans' ball carriers to gain 195 yards and score three touchdowns on the ground.
- At Green Bay (12/27), started at right tackle.
- At Houston (1/3), started at right tackle and blocked for Derrick Henry to gain a franchise-record 250 rushing yards in the Titans' division-clinching victory and in the process become the eighth player in NFL history to eclipse 2,000 rushing yards in a season. Recovered a Derrick Henry fumble in the fourth quarter.

2019 (15/4, 3/0 - Tennessee): Saw action in 15 games with four starts at left tackle and helped Derrick Henry lead the NFL with 1,540 rushing yards. Collected his first career touchdown, a one-yard catch, against Jacksonville (11/24/19). Played as a reserve in all three postseason contests and notched a one-yard touchdown reception at Kansas City (1/19/20).

- At Cleveland (9/8), started at left tackle and opened holes for Titans' ball carriers to gain 123 yards on the ground.
- Against Indianapolis (9/15), started at left tackle. Recovered a Marcus Mariota fumble in the second quarter.
- At Jacksonville (9/19), started at left tackle.
- At Atlanta (9/29), started at left tackle and was a part of an offensive front that did not allow a sack on 27 pass attempts, while opening holes for Titans' ball carriers to gain 138 yards on the ground.
- Against L.A. Chargers (10/20), entered the game as a reserve at right tackle in the first quarter and helped the offense amass 403 total yards.
- Against Tampa Bay (10/27), saw action on special teams and limited snaps at left guard.
- Against Jacksonville (11/24), saw action as a reserve at left tackle and as an extra tight end where he hauled in a one-yard touchdown. Extended the Titans' lead to 14-3 with a one-yard touchdown catch early in the third quarter.
- At Indianapolis (12/1), played as a reserve on special teams and saw limited snaps as a reserve at left tackle.
- At Kansas City (1/19), saw action as an extra tackle and hauled in a goalline touchdown reception. Increased the Titans lead to 17-7 with a one-yard touchdown grab in the second stanza. Became the first offensive lineman to catch a touchdown pass in the NFL postseason since the 2014 playoffs.

2018 (11/5 - Tennessee): Played in 11 games with five starts at right tackle. Was inactive for four games and did not play in another contest.

- At Miami (9/9), started at right tackle and was a member of an offensive

front that did not allow a sack on 38 pass attempts.

- At Los Angeles Chargers in London (10/21), entered the game at right guard late in the fourth quarter after Josh Kline suffered an injury.
- At Dallas (11/5), saw action at right tackle at the beginning of the second half after Jack Conklin left the remainder of the game with an injury.
- Against New England (11/11), started at right tackle and was a part of an offensive front that opened holes for Titans' rushers to gain 150 yards on the ground.
- Against Jacksonville (12/6), played as a reserve at both right tackle and left tackle in the contest.
- At N.Y. Giants (12/16), started at right tackle and helped block for Titans' rushers to amass 215 yards, including a 170-yard performance by Derrick Henry.
- Against Indianapolis (12/30), started at right tackle and was a member of an offensive front that did not allow a sack on 29 pass attempts.

2017 (16/1, 2/0 - Tennessee): Played in all 16 games with one start as an extra tight end. Saw action as a reserve in his first two career postseason contests.

- At Jacksonville (9/17), played as a reserve as an extra tight end and helped open holes for a rushing attack that amassed 179 yards on 36 carries (5.0 avg.).
- At Houston (10/1), started as an extra tight end as the team opened the game in a jumbo package.
- At Miami (10/8), saw significant action at left tackle after Taylor Lewan left the game in the second quarter with an injury.
- Against Cincinnati (11/12), saw action as a reserve as an extra tight end and helped open holes for Titans' rushers to gain 180 yards on the ground.
- At Arizona (12/10), saw significant action as a reserve at left tackle after Taylor Lewan left the game in the second quarter with an injury.
- Against Jacksonville (12/31), saw action as a reserve as an extra tight end and for a series at left tackle when Taylor Lewan left the game briefly with an injury.
- At Kansas City (1/6), played limited snaps as a reserve on special teams in his first career postseason game.
- At New England (1/13), saw significant action at right tackle after Jack Conklin left the game in the first quarter with an injury.

2016 (16/6 - Tennessee): Played in all 16 games with six starts as an extra tight end in his first season with the Titans. Helped open holes for the NFL's third-ranked rushing attack which averaged 136.7 rush yards per game.

- At Houston (10/2), saw limited action as a reserve at right tackle when Jack Conklin left the game briefly with an injury.
- Against Cleveland (10/16), made his first Titans start as an extra tight end.
- Against Indianapolis (10/23), started as an extra tight end and saw 11 snaps in that role.
- Against Jacksonville (10/27), played as a reserve as an extra tackle and helped open holes for Titans' ball carriers to accumulate 214 yards on the ground.
- Against Green Bay (11/13), entered the game at left tackle early in the first quarter after Taylor Lewan was disqualified for contacting an official. Blocked for an offense that amassed 446 total yards and six touchdowns in a 47-25 victory against the Packers.
- At Indianapolis (11/20), started as an extra tight end. Played left tackle in the fourth quarter after Taylor Lewan left the game with an injury.
- At Chicago (11/27), started as an extra tight end and helped block for Titans' ball carriers to gain 149 yards on the ground.
- Against Denver (12/11), saw action as a reserve as an extra tight end and helped open holes for Titans' rushers to amass 180 rushing yards on 42 carries in a 13-10 victory over the Broncos.
- At Kansas City (12/18), played as a reserve as an extra tight end and helped pave the way for Titans' ball carriers to gain 148 yards on the ground.

2015 (14/2 - Philadelphia): Appeared in a career-high 14 games with two starts at right tackle.

2014 (3/3 - Philadelphia): Started three games for the Eagles, two at left guard and one at right guard. Was inactive for 13 contests.

- At Indianapolis (9/15), started at left guard for the first time in his career, filling in for an injured Evan Mathis

2013 (0/0 - Philadelphia): Was inactive for all 16 contests.

2012 (13/10 - Philadelphia): Played in 13 games with 10 starts as a rookie. Made three starts at right guard and seven starts at right tackle. Did not play in three contests.

- Against Atlanta (10/28), made his first-career start at right guard.
- At Washington (11/18), started at right tackle for the first time in his career.

COLLEGE:

- Spent four seasons (2008-11) at Purdue and appeared in 42 career games, including starts in 37 consecutive games.
- Named the team's Bob Griese Offensive Most Valuable Player in both 2010 and 2011.
- Was a team co-captain and offensive MVP as a senior in 2011. Selected an All-Big Ten honorable mention choice by the conference's coaches and media. With Kelly anchoring the left tackle spot, the 2011 Boilermaker line cleared the way for a running game that produced 11 100-yard rushing games in 13 contests, including 393 yards against Southeast Missouri and 265 yards against Western Michigan in the Little Caesars Pizza Bowl.
- Named the team MVP on offense as a junior in 2010. Started in all 12 games and helped anchor an offensive line that blocked for a school-record five consecutive games with 200-plus rushing yards. Earned All-Big Ten honorable mention and Academic All-Big Ten accolades as a junior.
- Started at left tackle in all 12 games as a sophomore in 2009 and garnered Academic All-Big Ten honors.
- Appeared in five games as a reserve during his freshman campaign in 2008.
- Graduated with a degree in organizational leadership and supervision from Purdue.

PERSONAL:

- Married to Jerianna with daughters Eden, Isla and Emilia. They own two dogs, Harley and Sanford.
- Attended Marian Catholic (Chicago Heights, Ill.) High School, where he was a three-year starter at tight end. Named All-area and team captain as senior and honorable mention all-area his junior year.
- Also played basketball in high school.
- Follow Kelly on Twitter and Instagram at @DennisKelly67.
- List of favorites: (movies) "Inception," "Boondock Saints" and "The Dark Knight" trilogy; (TV show) "How I Met Your Mother"; (book) *To Kill A Mockingbird*; (meal) his dad's spaghetti; and (musical artists) Killswitch Engage and Breaking Benjamin.
- Born Dennis Andrew Kelly on Jan. 16, 1990 in Chicago Heights, Ill.

DENNIS KELLY'S NFL STATISTICS

REGULAR SEASON

Year	Team	GP	GS
2012	Philadelphia	13	10
2013	Philadelphia	0	0
2014	Philadelphia	3	3
2015	Philadelphia	14	2
2016	Tennessee	16	6
2017	Tennessee	16	1
2018	Tennessee	11	5
2019	Tennessee	15	4
2020	Tennessee	16	16
NFL Totals		104	47

PLAYOFFS

Year	Team	GP	GS
2017	Tennessee	2	0
2019	Tennessee	3	0
NFL Totals		5	0

Starts Breakdown:


2012 - RG 3, RT 7; 2014 - LG 2, RG 1; 2015 - RT 2; 2016 - TE 6; 2017 - TE 1; 2018 - RT 5; 2019 - LT 4; 2020 - RT 16

Additional Career Statistics

Receptions - 1-yard touchdown vs. Jacksonville (11/24/19)
Fumble Recovery - 2 (2015), 1 (2019), **1 (2020)**
Tackles - 1 (2016)

Additional Playoff Statistics

Receptions - 1-yard touchdown at Kansas City (1/19/20)



6 BRETT KERN

PUNTER • 6'2" • 214 LBS • COLLEGE: TOLEDO

ACQUIRED: WAIVERS - 2009 (DEN) • NFL EXPERIENCE (NFL/TITANS): 13/12

HOMETOWN: GRAND ISLAND, N.Y.

GAMES PLAYED/GAMES STARTED: 205/0 (PLAYOFFS: 5/0)



Pro Bowl: 2017, 2018, 2019



Captain: 2020

PRO: Since joining the Titans in 2009, Brett Kern has placed his name at the very top of most of the franchise's leaderboards at his position. At the end of the 2019 campaign, he ranked as the team's all-time career leader in gross punting average (45.9 yards), net punting average (40.8) and punts placed inside the 20 (333). He punted 839 times in a Titans uniform from 2009–2019, second all-time for the franchise (861 by Craig Hentrich). Kern owns the top eight net punting seasons in franchise history and six of the team's top eight gross punting seasons. His 170 consecutive games played (regular season) at the conclusion of 2019 ranked second in team history behind only Bruce Matthews' 232 consecutive contests, while his 170 total games ranked sixth in franchise annals and were the most in the organization's "Titans era" (1999–2019). He was named to three consecutive Pro Bowls (2017-19) and earned first-team Associated Press All-Pro honors for the first time in 2019. Kern also has served as the team's holder on field goal and extra point attempts for his entire tenure. The University of Toledo product was acquired by the Titans during the 2009 season when he was claimed off waivers from the Denver Broncos.

CAREER HIGHLIGHTS:

- In 2019, Kern was named to the Pro Bowl for the third consecutive season, and he earned first-team Associated Press All-Pro honors for the first time in his career. His 37 punts inside the 20 led the NFL, and his 43.1-yard net average ranked second in team history.
- In 2018, Kern was named to the Pro Bowl for the second consecutive season. His 39 punts inside the 20-yard line on 74 attempts established a franchise record and a career high. He finished the season with a career-long streak of 16 consecutive punts placed inside the 20, including every punt in the final three games of the season.
- In 2017, Kern's gross punting average (49.7) ranked eighth in NFL history and was the highest of any player since 2012. His net punting average (44.6) ranked second in NFL history. He was named to his first career Pro Bowl and was selected second-team Associated Press All-Pro after leading the NFL with a career-high and franchise-best 49.7 gross average and a career-best and franchise-high 44.6 net average.
- In 2016, Kern placed 41.6 percent of his punts inside the opponent's 20-yard line (32 of 77), which at the time ranked second in his career (42.2 in 2009).
- In 2015, Kern launched a career-high tying 88 punts to become the second-leading punter (career punts) in franchise history. He placed a then-career-high 34 punts inside the 20 with only one touchback (career low). He also accomplished a first-of-its-kind feat, becoming the first punter in NFL history to record 80 or more punts, a net average of 40 yards, and one or zero touchbacks in a single season.
- In 2014, Kern booted 88 total punts for a gross average of 46.8 yards and a net average of 40.8 yards, which broke his own single-season team record (40.4-yard net average in 2012).
- In 2013, Kern established then-career benchmarks with 32 punts inside the 20-yard line and only two touchbacks.
- Kern arguably had his most productive season in 2012 when he ranked fifth in the AFC with what at the time was a franchise record and career-best 47.6 gross punt average. He also finished ninth in the AFC with a then-franchise record 40.4 net punting average.
- In 2009, Kern's combined average of 45.5 yards per punt with the Titans and Broncos ranked eighth in the NFL.
- In 2008, Kern ranked fifth in the league with a 46.7-yard punting average and was named to the All-Rookie team by Pro Football Weekly/PFWA and the Sporting News.

TITANS TIDBITS:

- Kern's father, Cal, is a former professional soccer goalie.
- Kern is an avid golfer that sports a +1 handicap. He picked the game up late in his high school years and caddied for three summers at Inverness Golf Club while in college. The course is located in Toledo, Ohio, and has hosted PGA and NCAA Championships. In 2011, Kern competed in The Vinny, a local golf fundraising tournament hosted by singers Vince Gill and Amy Grant, and finished fourth in the event.

CAREER TRANSACTIONS:

- The Grand Island, N.Y., native was originally signed by the Denver Broncos as a rookie free agent on April 28, 2008.
- Claimed by the Titans off waivers from the Broncos on Oct. 27, 2009.

SEASON RECAPS:

- 2020 (13/0 - Tennessee):** Placed on injured reserve on Nov. 7, 2020. Activated from injured reserve designated to return on Nov. 28, 2020. Became the seventh player in franchise history to play in 12 seasons with the organization. Ranks as the franchise's all-time leader with 876 punts. Has appeared in 183 games with the Titans, which ranks fourth on the team's all-time career games played list. Has registered 13 punts of 50 or more yards in 2020. Passed Craig Hentrich (177 games) for fourth place on the franchise's career games played list at Indianapolis (11/29/20). Set a franchise record and a career-high with a 60.5-yard gross average against Pittsburgh (10/25/20). Appeared in his 200th NFL regular season game and became the franchise's all-time leader in punts at Indianapolis (11/29/20).
- At Denver (9/14), punted four times for 204 yards (51.0 avg.) with a long punt of 66 yards. Placed a 41-yard punt that was fair caught at the Denver 11-yard line in the opening stanza. Flipped field position by booming a 66-yard punt to the Denver three-yard line early in the second quarter.
 - Against Jacksonville (9/20), punted three times for 122 yards (40.7 avg.) with all three kicks placed inside the 15-yard line. Pinned the Jaguars deep in their own territory with a 34-yard punt that was downed by Chris Milton at the Jacksonville six-yard line early in the second quarter. Boomed a 56-yard punt to the Jaguars' 15-yard line in the final quarter. Placed a 31-yard punt that was fair caught at the 11-yard line in the final stanza.
 - At Minnesota (9/27), punted three times for 143 yards (47.7 avg.) with one kick placed inside the 20-yard line. Boomed a 59-yard punt that just made the end zone corner for a touchback late in the second quarter. Placed a 40-yard punt that was fair caught at the Vikings' 12-yard line in the third stanza.
 - Against Buffalo (10/13), punted three times for 128 yards (42.7 avg.) with all three punts placed inside the 10-yard line. Boomed a 55-yard punt to the Bills 10-yard line in the opening quarter. Placed a 32-yard punt that was fair caught at the Bills' nine-yard line in the second stanza. Pinned the Bills deep in their own territory with a 41-yard punt that was downed by Chris Milton at the Buffalo three-yard line in the third quarter.
 - Against Houston (10/18), punted once for 54 yards, his fewest punts in a game since he punted once at Dallas (11/5/18). Boomed a 54-yard punt to the Texans' 20-yard line with no return early in the first quarter.
 - Against Pittsburgh (10/25), recorded four punts for 242 yards, establishing a franchise record and career-high 60.5 gross avg. with one kick placed inside the 20-yard line. His 60.5-yard gross average ranked third in the NFL since 1970.
 - At Cincinnati (11/1), punted twice for 72 yards with one kick placed inside the 20-yard line.
 - At Indianapolis (11/29), returned to the lineup for his 200th career regular season contest and punted four times for 160 yards (40.0 avg.) with all four

kicks placed inside the 20-yard line. Passed Craig Hentrich (861 punts) for the most punts in franchise history. Nailed a 47-yard punt that went out of bounds at the Colts' 12-yard line in the second quarter. Boomed a 48-yard punt that went out of bounds at the Colts' eight-yard line in the third stanza. Placed a 32-yard punt that was fair caught at the Indianapolis' 13-yard line in the third quarter. Pinned the Colts deep in their own territory with a 33-yard punt to the Indianapolis' six-yard line in the fourth quarter.

- Against Cleveland (12/6), punted three times for 138 yards (46.0 avg.) with a 45.7 net avg. and a long punt of 54 yards.

- At Jacksonville (12/13), punted four times for 165 yards (41.3 avg.) with four kicks placed inside the 20-yard line. Pinned the Jaguars deep in their own territory with a 37-yard punt to the Jacksonville 13-yard line late in the first quarter. Boomed a 50-yard punt to the Jaguars' 12-yard line on the first play of the fourth quarter.

- Against Detroit (12/20), punted once for 47 yards with that kick placed inside the 20-yard line. Pinned the Lions deep in their own territory with a 47-yard punt to the Detroit eight-yard line in the third quarter.

- At Green Bay (12/27), punted four times for 174 yards (43.5 avg.) with one kicked placed inside the 20-yard line. Boomed a 60-yard punt to the Green Bay 14-yard line late in the fourth quarter.

- At Houston (1/3), punted once for 46 yards with the kick placed inside the 20-yard line in the Titans' division-clinching victory.

2019 (16/0, 3/0 - Tennessee): Named first-team All-Pro by the Associated Press. Selected to his third career Pro Bowl. Led the NFL with 37 kicks placed inside the 20-yard line. Led the AFC with a 47.1 gross avg. and ranked third in the AFC with a 43.1 net avg. Saw action in all 16 games for the 12th consecutive season and punted 78 times for 3,672 yards (47.1 avg.). Completed one of two passes for 11 yards and rushed once for no gain. Played in all three postseason contests and punted 15 times for 729 yards (48.6 avg.). Completed his only postseason pass for 28 yards. Registered 39 punts of 50 or more yards in 2019. Tied the NFL record with eight punts placed inside the 20 at Denver (10/13/19). Became the second player in franchise history to reach 800 career punts with the team at Denver (10/13/19).

- At Cleveland (9/8), punted six times for 277 yards (46.2 avg.) with three kicks placed inside the 20-yard line. Pinned the Browns deep in their own territory with a 46-yard punt that was downed at the Cleveland seven-yard line late in the opening stanza. Flipped field position with a massive 70-yard punt that was downed at the Browns' three-yard line and led to Cameron Wake's safety of Baker Mayfield two plays later.

- At Atlanta (9/29), punted five times for 225 yards (45.0 avg.) with all five kicks placed inside the 20-yard line. It was the seventh time in his career he placed at least five punts inside the 20 in a game. Boomed a 53-yard punt that went out of bounds at the Falcons' 10-yard line early in the second quarter. Pinned Atlanta deep in their own territory with a 50-yard punt that went out of bounds at the Falcons' five-yard line in the third stanza. Placed a 39-yard punt that went out of bounds at the Atlanta 10-yard line late in the third quarter. Pinned the Falcons' at their two-yard line with a 33-yard punt that was downed by Beau Brinkley late in the final quarter.

- At Denver (10/13), punted nine times for 424 yards (47.1 avg.) with a career-best eight kicks placed inside the 20 in a game. Flipped field position with a 61-yard punt to the Broncos' seven-yard line in the first quarter. Pinned the Broncos deep in their own territory with a 40-yard punt to the Denver 10-yard line in the third quarter. Nailed a 57-yard punt out of bounds at the Denver 15-yard line in the third stanza. Placed a 38-yard punt that was downed by LeShaun Sims at the Broncos' three-yard line in the final quarter.

- Against L.A. Chargers (10/20), punted twice for 84 yards with both kicks being placed inside the 20-yard line. Extended the Titans' opening scoring drive with an 11-yard pass to Kevin Byard on the fake punt on fourth-and-eight in the opening stanza.

- Against Tampa Bay (10/27), punted five times for 248 yards (49.6 avg.) with one kick placed inside the 20-yard line. Had one rush for zero yards on a fake field goal. Flipped field position with a 61-yard punt to the Tampa Bay 15-yard line in the third stanza.

- Against Kansas City (11/10), punted four times for 204 yards (51.0 avg.) with two kicks inside the 20-yard line. His 49.8-yard net average was the second-highest net average of his career and tied for the second-highest net average in franchise history. Pinned the Chiefs deep in their own territory with a 41-yard punt that was fair caught at the Kansas City eight-yard line late in the opening stanza. Boomed a 56-yard punt to the Chiefs' four-yard line late in the second quarter. Flipped field position with a 65-yard punt to the Kansas City 18-yard line early in the third quarter.

- At Indianapolis (12/1), punted five times for 244 yards (48.8 avg.) with four kicks placed inside the 20-yard line. Pinned the Colts deep in their own territory with a 31-yard punt that was fair caught at the 10-yard line in the second quarter. Boomed a 48-yard punt that downed at the Indianapolis six-yard line late in the second stanza. Flipped field position by blasting a 63-yard punt late in the third quarter. Placed a 37-yard punt that was fair caught at the Colts' 10-yard line in the final quarter.

- At New England (1/4), punted six times for 275 yards (45.8 avg.) with four kicks placed inside the 20-yard line. Pinned the Patriots deep in their own territory with a 44-yard punt to the New England 13-yard line in the third quarter. Placed a 36-yard punt that was downed at the Patriots' seven-yard line in the third quarter. Boomed a 58-yard punt that rolled dead at the New England one-yard line late in the fourth quarter.

- At Baltimore (1/11), punted six times for 315 yards (52.5 avg.) with a touchback. Placed a 32-yard punt to the Ravens' 12-yard line early in the fourth quarter.

- At Kansas City (1/19), punted three times for 139 yards (46.3 avg.) with one kick placed inside the 20-yard line. Flipped field position with a 53-yard punt to the Kansas City 12-yard line in the fourth quarter. Extended the Titans' final touchdown drive with a 28-yard pass to Amani Hooker on a fake punt in the fourth quarter.

2018 (16/0 - Tennessee): Named to his second consecutive Pro Bowl. Named to the PFWA's All-AFC team. Ranked second in the AFC with a 47.1 gross avg. Ranked second in the AFC with a 41.7 net avg. Set a career-high with 39 punts placed inside the 20-yard line, including a career-best 16 consecutive punts inside the 20 to conclude the season. Punted 74 times for 3,483 yards and collected a special teams tackle. Registered 34 punts of 50 or more yards.

- At Miami (9/9), punted four times for 179 yards (44.8 avg.) with four kicks placed inside the 20-yard line. Flipped field position with a 55-yard punt to the Dolphins' 18-yard line in the second stanza.

- Against Houston (9/16), punted five times for 261 yards (52.2 avg.) with one kick placed inside the 20-yard line. Flipped field position by booming a season-long 62-yard punt to the Texans' seven-yard line early in the third quarter.

- Against Philadelphia (9/30), punted five times for 254 yards (50.8 avg.) with two kicks placed inside the 10-yard line. Registered his first career tackle with a key stop along the sideline in the fourth quarter. Pinned the Eagles deep in their own territory twice in the second quarter with a 48-yard kick that was downed at the Philadelphia five-yard line and a 49-yarder that rolled out of bounds at the Philadelphia three-yard line.

- At Los Angeles Chargers in London (10/21), punted twice for 103 yards (51.5 avg.) with a long of 54 yards. Appeared in his 145th consecutive game with the Titans, the fourth longest streak in franchise history.

- Against New England (11/11), punted five times for 241 yards (48.2 avg.) with two kicks placed inside the 20-yard line. Pinned the Patriots deep in their own territory with a 36-yard punt that was fair caught at the New England nine-yard line in the second quarter. With his 147th consecutive game in a Titans uniform, he passed Craig Hentrich (146) and tied Robert Brazile for third place on the franchise's all-time consecutive games played list.

- At Indianapolis (11/18), punted six times for 296 yards (49.3 avg.) with three kicks placed inside the 20-yard line. Moved into second place on the team's consecutive games played list (148) trailing only Bruce Matthews (232).

- Against Jacksonville (12/6), punted twice for 118 yards (59.0 avg.) with one kick placed inside the 20-yard line. Flipped field position and tied his season long with a 63-yard punt to the Jaguars' 25-yard line in the second quarter. Pinned the Jaguars deep in their own territory with a 56-yard punt to the Jacksonville five-yard line early in the fourth quarter.

- At N.Y. Giants (12/16), punted five times for 220 yards (44.0 avg.) with all five kicks placed inside the 20-yard line on a rainy and windy day.

- Against Washington (12/22), punted four times for 169 yards (42.3 avg.) with all four kicks placed inside the 20-yard line. With his 152nd game in a Titans uniform, passed Benji Olson (152) for ninth place on the team's all-time games played list. Pinned Washington' deep in its own territory with a 40-yard punt to the Washington seven-yard line late in the first quarter. Placed a 49-yard punt that was downed at the' seven-yard line early in the third quarter. Launched a 50-yard punt that went out of bounds at the' 15-yard line with less than 20 seconds to play in the fourth quarter.

- Against Indianapolis (12/30), punted six times for 272 yards (45.3 avg.) with all six kicks placed inside the 20-yard line. Finished the season with 16 consecutive kicks placed inside the 20-yard line. Pinned the Colts deep in their own territory with a booming 58-yard punt that went out of bounds

at the Indianapolis 10-yard line in the opening stanza. Set up the Titans' defensive touchdown by plaining a 56-yard punt that was downed at the Colts' six-yard line in the second quarter. Nailed a 54-yard punt to the Indianapolis seven-yard line in the third stanza.

2017 (16/0, 2/0 - Tennessee): Named to his first career Pro Bowl and was selected second-team Associated Press All-Pro. Led the NFL with a career-high and franchise-best 49.7 gross average and a career-best and franchise-high 44.6 net average. His gross punting average ranked eighth in NFL history and was the highest of any player since 2012. His net punting average ranked second in NFL history. Registered 42 punts of 50 or more yards in 2017. Posted a career-best 56.8 gross punt average against Seattle (9/24/17). Notched a career-high 50.2 net punt average at Miami (10/8/17). Played in his 150th career game against Indianapolis (10/16/17). Played in his 136th consecutive game with the Titans at San Francisco (12/17/17) and in doing so, passed former linebacker Keith Bulluck (135) and former defensive end Elvin Bethea (135) for fifth place in franchise history for consecutive games played.

- Against Seattle (9/24), punted six times for 341 yards for a career-best 56.8 gross punt average. Boomed three punts of 60 or more yards and placed two kicks inside the 20-yard line. Flipped field position by nailing a 62-yard punt to the Seattle two-yard line in the first quarter.

- At Houston (10/1), punted five times for 246 yards (49.2 avg.) with one kick placed inside the 20-yard line. Flipped field position with a 54-yard punt to the Texans' 14-yard line in the third stanza.

- At Miami (10/8), tied a career-high with 10 punts for a career-best 549 yards (54.9 avg.) while setting a single-game career mark with a 50.2 net avg. Placed four punts inside the 20-yard line. Flipped field position with a 60-yard punt to the Dolphins' 10-yard line in the first quarter. Pinned the Dolphins deep in their own territory with a 48-yard punt that was downed at the Miami three-yard line in the opening stanza. Nailed a 58-yard punt that was fair caught at the Dolphins' 13-yard line in the second stanza. Boomed a season-long 71-yard punt from deep in his own end zone in the third quarter.

- At Cleveland (10/22), punted four times for 208 yards (52.0 avg.) with two kicks placed inside the 20-yard line. Flipped field position with a 55-yard punt to the Browns' 12-yard line in the first quarter. Pinned the Browns deep in their own territory with a 58-yard punt to the Cleveland nine-yard line late in the fourth quarter.

- Against Baltimore (11/5), punted five times for 256 yards (51.2 avg.) with three kicks placed inside the 20-yard line. Pinned the Ravens deep in their own territory with a 56-yard punt that was downed at the Baltimore six-yard line. Placed a 41-yard punt that was fair caught at the Ravens' nine-yard line in the third quarter.

- Against Cincinnati (11/12), punted six times for 339 yards (56.5 avg.) with a season-long kick of 74 yards, the second-longest kick of his career. Flipped field position with a pair of punts (74, 66) in the final stanza.

- At Arizona (12/10), punted six times for 313 yards (52.2 avg.) with two kicks placed inside the 20-yard line. Flipped field position by nailing a 54-yard punt that went out of bounds at the Arizona 12-yard line early in the second quarter.

- At San Francisco (12/17), punted twice for 111 yards (55.5 avg.) with one kick placed inside the 20-yard line. Played in his 136th consecutive game with the Titans. In doing so, he passed former linebacker Keith Bulluck (135) and former defensive end Elvin Bethea (135) for fifth place in franchise history for consecutive games played. Flipped field position with a 59-yard punt that was downed at the San Francisco 13-yard line in the fourth quarter.

- Against Jacksonville (12/31), punted nine times for 383 yards (42.6 avg.) with four kicks placed inside the 20-yard line. Flipped field position with a 70-yard punt to the Jaguars' two-yard line in the third quarter.

- At Kansas City (1/6), punted three times for 131 yards (43.7 avg.) with two kicks placed inside the 20-yard line in his first career postseason game. Flipped field position by booming a 57-yard punt in the first stanza.

2016 (16/0 - Tennessee): Punted 77 times for 3,402 yards (44.2 avg.) with 32 kicks placed inside the 20-yard line. Registered 19 punts of 50 or more yards.

- At Detroit (9/18), punted three times for 142 yards (47.3 avg.) with one kick placed inside the 20-yard line. Pinned the Lions deep in their own territory with a 37-yard punt that was downed by Cody Riggs at the Lions' one-yard line in the second stanza.

- Against Oakland (9/25), punted six times for 311 yards (51.8 avg.) with three kicks placed inside the 20-yard line. Pinned the Raiders deep in their own territory with a 53-yard punt that was fair caught at the Oakland

seven-yard line. Boomed a 40-yard punt that was fair caught at the Raiders' nine-yard line in the second quarter. Pinned the Raiders deep in their own territory with a booming 62-yard punt that went out of bounds at the Oakland 10-yard line in the third quarter.

- Against Cleveland (10/16), punted five times for 225 yards (45.0 avg.) with three kicks placed inside the 20-yard line. Pinned the Browns deep in their own territory with a 29-yard punt that was fair caught at the Cleveland eight-yard line in the second quarter. Launched a 52-yard punt that was downed at the Browns' 11-yard line in the second stanza. Flipped field position with a 46-yard punt that was fair caught at the Browns' six-yard line in the third quarter.

- Against Indianapolis (10/23), punted four times for 188 yards (47.0 avg.) with three kicks placed inside the 20-yard line. Pinned the Colts deep in their own territory with a 29-yard punt that was downed at the Indianapolis seven-yard line in the second quarter. Boomed a 48-yard punt that was downed at the Colts' seven-yard line in the second quarter. Flipped field position with a 62-yard punt in the third quarter.

- Against Green Bay (11/13), punted four times for 166 yards (41.5 avg.). Forced a Trevor Davis muffed punt that was recovered by LeShaun Sims in the second quarter.

- At Chicago (11/27), punted four times for 177 yards (44.3 avg.) with two kicks placed inside the 20-yard line. Pinned the Bears deep in their own territory with a 44-yard punt that was fair caught at the Chicago 11-yard line.

- Against Denver (12/11), punted a season-high seven times for 308 yards (44.0 avg.) with three kicks placed inside the 20-yard line. Nailed a 43-yard punt that was fair caught at the Denver six-yard line late in the first stanza. Pinned the Broncos deep in their own territory late in the fourth quarter with a 47-yard punt that was downed by Tre McBride at the Denver two-yard line.

- At Kansas City (12/18), punted four times for 142 yards (35.5 avg.) and limited Tyreek Hill to just three return yards on three punt returns.

- Against Houston (1/1), punted five times for 211 yards (42.2 avg.) with a season-high five punts placed inside the 20-yard line. Boomed a 48-yard punt that went out of bounds at the Houston 10-yard line in the second quarter.

2015 (16/0 - Tennessee): Totaled 88 punts (tied for fifth place in franchise history), a 47.4-yard gross average (second in franchise history), a 40.3 net average (third in franchise history), a career-high 34 punts inside the 20 (third in franchise history) and only one touchback (career low). Accomplished a first-of-its-kind feat, becoming the first punter in NFL history to record 80 or more punts, a net average of 40 yards, and one or zero touchbacks in a single season. Boomed 42 punts of 50 or more yards in 2015. Placed a career-high seven punts inside the 20-yard line against Houston (12/27/15), which also qualified as the most ever recorded for the franchise (statistic tracked since 1976) and the most by any NFL punter in 2015. The seven punts inside the 20 also tied for the third-highest total in any NFL game since 1976. On his third punt of the day against Houston (12/27/15), passed Jim Norton (522) for second place on the franchise's all-time career punting list. Registered four punts at Tampa Bay (9/13/15) and became the third player in franchise history to reach 450 punts in a Titans/Oilers uniform.

- At Tampa Bay (9/13), punted four times for 189 yards (47.3 avg.) with one kick placed inside the 20-yard line. Boomed a 57-yard punt in the second quarter. Pinned the Browns deep in their territory with a 38-yard punt that was downed at the two-yard line in the third quarter.

- Against Atlanta (10/25), punted seven times for 305 yards (43.6 avg.) with five kicks placed inside the 20-yard line. Pinned Atlanta deep in their own territory with a 36-yard punt that was fair caught at the Falcons' 12-yard line. Boomed a 54-yard punt that was fair caught at the Falcons' 15-yard line. Placed a 39-yard punt that was fair caught at the Atlanta 11-yard line in the second quarter. Pinned the Falcons deep in their own territory with a 38-yard punt that went out of bounds at the Atlanta 12-yard line.

- At Houston (11/1), posted seven punts for 349 yards (49.9 avg.) with three kicks placed inside the 20-yard line and a 45.9 net avg. Six of his seven punts went at least 50 yards or pinned the Texans inside the 20. Pinned the Texans deep in their territory with a 39-yard punt that was fair caught at the Houston 10-yard line in the second quarter. Boomed a 55-yard punt that went out of bounds at the Texans' seven-yard line.

- At Jacksonville (11/19), appeared in his 100th game with the Titans and punted five times for 226 yards (45.2 avg.) with two kicks placed inside the 20-yard line.

- At New England (12/20), punted five times for 272 yards (54.4 avg.) with one kick placed inside the 20-yard line. Boomed a 61-yard punt that Danny

Amendola later fumbled setting up the Titans' first scoring drive. Boomed a 56-yard punt that went out of bounds at the Patriots' six-yard line in the third quarter.

- Against Houston (12/27), punted a season-high nine punts for 427 yards (47.4 avg.) with a career-high seven kicks placed inside the 20-yard line. Boomed a 58-yard punt to the Texans' six-yard line in the first quarter. Pinned the Texans deep in their own territory with a 31-yard punt that went out of bounds at the Houston five-yard line. Blasted a 59-yard punt to the Texans' six-yard line in the fourth quarter. On his third punt of the day, passed Jim Norton (522) for second place on the franchise's all-time career punting list.
- At Indianapolis (1/3), punted six times for 300 yards (50.0 avg.) with two kicks placed inside the 20-yard line. Pinned the Colts deep in their own territory with a 51-yard punt to the Indianapolis nine-yard line in the opening stanza. Boomed a 52-yard punt that was fair caught at the Colts' eight-yard line in the third quarter.

2014 (16/0 - Tennessee): Appeared in all 16 games and set a franchise record with a 40.8 net punt average. Punted career-high 88 times for career-best 4,118 yards (46.8 avg.) with 28 kicks placed inside the opponents' 20-yard line. His 46.8 gross average was the third-highest of his career. Boomed 37 punts of 50 or more yards in 2014. Notched a 48.8-yard net average at Baltimore (11/9/14), the third best of his career and the fourth best in team history. Notched a career-long and franchise-tying long 79-yard punt against Indianapolis (12/28/14).

- At Kansas City (9/7), punted six times for 304 yards with three kicks placed inside the 20-yard line. Boomed a 63-yard punt in the first quarter and nailed a 56-yard punt that forced the returner out of bounds at the Chiefs' two-yard line in the second quarter. His 50.7 gross average was his highest since Dec. 30, 2012 (51.0 against Jacksonville), and his 63-yard punt was his longest since a 63-yarder on Sept. 22, 2013 against the Chargers.
- At Indianapolis (9/28), saw action in his 100th career regular season game and punted six times for 265 yards (44.2 avg.) with two kicks placed inside the 20-yard line. Pinned the Colts deep in their own territory with a 35-yard punt that was fair caught at the Indianapolis nine-yard line in the third quarter.
- Against Jacksonville (10/12), punted five times for 249 yards (49.8 avg.) with three kicks placed inside the 20-yard line. Flipped field position by booming a 69-yard punt in the fourth quarter. It was the third-longest punt of his career and his longest since Dec. 2, 2012 against the Houston Texans (70 yards).
- Against Houston (10/26), totaled six punts for a 51.7-yard gross average and a 48.7 net average with two punts placed inside the 20. His net average at the time was the third best of his career and the fourth best in team history (minimum four punts). In the third quarter, he booted a punt that went 62 yards and pinned the Texans on their own two-yard line. His six punts gave him 400 total punts in a Titans uniform. He became the fourth player in franchise history to reach 400 punts, joining Craig Hentrich (861), Jim Norton (519) and Cliff Parsley (429).
- At Baltimore (11/9), punted eight times for 414 yards (51.8 avg.) with a 48.8 net avg. His 48.8-yard net average was the third best of his career and the fourth best in team history. Boomed a 58-yard punt to the Ravens' 18-yard line in the fourth quarter.
- Against N.Y. Giants (12/7), punted six times for 284 yards (47.3 avg.). In the third quarter, recorded the 500th punt of his seven-year NFL career. He also moved past Cliff Parsley (431 career punts) for third place on the team's all-time career punts list.
- Against N.Y. Jets (12/14), punted six times for 295 yards (49.2 avg.) with three kicks placed inside the 20-yard line. Pinned the Jets deep in their own territory with a 49-yard punt that was fair caught at the New York seven-yard line in the second quarter. Placed a 38-yard punt that was fair caught at the Jets' 10-yard line in the second stanza. On his third punt of the game, which marked his 432nd punt as a member of the Titans, he moved past Cliff Parsley (431 career punts) for third place on the team's all-time punting list.
- Against Indianapolis (12/28), punted seven times for 383 yards (54.7 avg.) with a career-long punt of 79 yards. Three of his kicks were placed inside the 20-yard line. His 79-yarder broke his previous career long of 71 yards (at Miami on Nov. 11, 2012) and tied the franchise record. Jim Norton set the record against Kansas City on Nov. 22, 1964, and it never was equaled until Kern's attempt. Kern punted seven times against the Colts for a gross average of 54.7 yards per punt, a net average of 46.1 yards per punt and three punts inside the 20. His gross average was the third-highest of his career.

2013 (16/0 - Tennessee): Appeared in all 16 games and punted 78 times for 3,386 yards (43.4 avg.). Placed a career-best 32 punts inside the 20-yard line with a career-low two kicks as touchbacks. Set a career-high and a franchise record by placing six punts inside the 20-yard line against Houston (12/29/13). Boomed 24 punts of 50 or more yards in 2013.

- Against San Diego (9/22), punted three times for 140 yards (46.7 avg.) with two kicks placed inside the 20-yard line and a long of 63 yards. Flipped field position with a 63-yard punt that was downed at the Chargers' 17-yard line in the first quarter. Was credited with one rush for zero yards after fumbling a snap in the second quarter. Pinned the Chargers deep in their own territory with a 35-yard punt that was downed at the San Diego 11-yard line in the fourth quarter.
- Against N.Y. Jets (9/29), punted seven times for 293 yards (41.9 avg.) and tied a career-best with four kicks inside the 20-yard line. Boomed a 53-yard punt to the Jets' 15-yard line in the second quarter. Nailed a 50-yard punt to the Jets' 12-yard line early in the third quarter. Pinned the Jets deep in their territory with a 34-yard punt that was downed by Tommie Campbell at the New York one-yard line in the third quarter. Boomed a 54-yard punt to the Jets' 24-yard line in the third stanza.
- Against Arizona (12/15), punted three times for 145 yards (48.3 avg.) with two kicks placed inside the 20-yard line. Pinned the Cardinals deep in their own territory with a 51-yard punt that was downed at the Arizona three-yard line in the second quarter.
- Against Houston (12/29), punted six times for 253 yards (42.2 avg.) and set a franchise record with all six kicks being placed inside the 20-yard line. Pinned the Texans at their own five-yard line with a 38-yard punt late in the third quarter. Boomed a 53-yard punt that was fair caught at the Houston 10-yard line. Nailed a 56-yard punt that went out of bounds at the Texans' nine-yard line.

2012 (16/0 - Tennessee): Appeared in all 16 games and ranked fifth in the AFC with a franchise record 47.6 gross punt average. Ranked ninth in the AFC with a franchise record 40.4 net punting average. Posted career-highs with 10 punts and 391 punt yards against N.Y. Jets (12/17/12). Ranked third in franchise history with a career-best 49.0 net punting average at Jacksonville (11/25/12). Boomed a career-long 71-yard punt at Miami (11/11/12). Boomed 34 punts of 50 or more yards in 2012.

- Against New England (9/9), punted four times for 209 yards (52.3 avg.) and placed two punts inside the 20-yard line. Flipped field position by booming a 56-yard punt in the opening quarter. Nailed a 54-yard punt to the Patriots' eight-yard line late in the second quarter. Lined up in the back of the end zone and booted a 55-yard punt in the third quarter.
- At San Diego (9/16), punted seven times for a then career-best 361 yards (51.6 avg.). Notched the third-best net punt average in franchise history with a then career-high 48.6 net punt average. Boomed a 63-yard punt to the Chargers' 25-yard line in the second quarter. Nailed a 54-yard punt that was marked out of bounds at the Chargers' 16-yard line in the third quarter.
- At Houston (9/30), punted seven times for 326 yards (46.6 avg.) and placed two kicks inside the 20-yard line. Boomed a 50-yard punt to the Texans' 14-yard line in the first quarter. Pinned the Texans deep in their own territory with a 52-yard punt to the Houston 12-yard line in the second stanza. Placed a 33-yard punt that was downed at the Houston seven-yard line. Blasted a 60-yard punt to the Texans' 14-yard line late in the third quarter.
- Against Pittsburgh (10/11), punted five times for 261 yards (52.2 avg.) with two kicks placed inside the 20-yard line. Boomed a 61-yard punt to the Steelers' 15-yard line in the second quarter. Flipped field position by nailing a 58-yard punt late in the second quarter.
- At Miami (11/11), punted four times for 208 yards (52.0 avg.) with a net avg. of 48.0 yards. Placed three kicks inside the 20-yard line. Boomed a career-long 71-yard punt that rolled out of bounds at the Dolphins' 15-yard line in the first quarter. Nailed a 50-yard punt to the Dolphins' 14-yard line in the second quarter. Placed a 36-yard punt that was downed at the Miami eight-yard line in the fourth quarter.
- At Jacksonville (11/25), punted four times for 201 yards (50.3 avg.) and posted a career-best 49.0 net punting average. The net punting average ranked third in Titans' franchise history.
- Against Houston (12/2), punted six times for 303 yards (50.5 avg.) with two kicks inside the 20-yard line. Boomed a 70-yard punt to flip field position in the first quarter. Pinned the Texans deep in their own territory with a 40-yard punt that was downed at the Houston one-yard line in the second quarter. Registered a special teams tackle on coverage units.
- Against N.Y. Jets (12/17), punted a career-best 10 times for a career-high 391 yards with four kicks placed inside the 20-yard line. Pinned the Jets

deep in their territory with a 44-yard punt that was fair-caught at the New York seven-yard line in the second quarter. Flipped field position with a 43-yard punt that fair-caught at the Jets' eight-yard line in the fourth quarter.

2011 (16/0 – Tennessee): Appeared in all 16 games and set a new franchise record with his 39.4-yard net average, topping Craig Hentrich's previous franchise high of 39.2 yards, set in 1998. Registered a career-high 86 punts for 3,747 yards (43.6 avg.). Set a career-high with 31 punts placed inside the 20-yard line in 2011. Ranked seventh in the AFC with a 39.4-yard net punt avg. Boomed 22 punts of 50 or more yards in 2011.

- Against Baltimore (9/18), punted three times for 119 yards with two punts placed inside the 20-yard line. Nailed a 55-yard punt in the first quarter. Pinned the Ravens deep in their own territory with a 33-yard punt that was downed by Gerald McRath at the Baltimore four-yard line in the opening stanza.

- Against Denver (9/25), punted four times for 176 yards (44.0 avg.). Boomed a 62-yard punt in the first quarter. Nailed a 51-yard punt later in the opening stanza. Kept a Titans' scoring drive alive by scooping up an errant snap and racing 21 yards down the right sideline in the second quarter.

- Against Houston (10/23), punted seven times for 319 yards (45.6 avg.) with two kicks inside the 20-yard line. Tallied a 44-yard punt that was downed at the Texans' eight-yard line in the first quarter. Boomed a 54-yard punt in the second quarter that went out of bounds at the Texans' six-yard line. Launched a 53-yard punt early in the third quarter.

- Against Indianapolis (10/30), tied a career-high with eight punts for 330 yards (41.3 avg.). Placed a 30-yard punt that was fair caught at the Colts' 13-yard line late in the first stanza. Boomed a 55-yard punt in the third quarter and a 54-yard punt in the final stanza.

- Against Jacksonville (12/24), punted four times for 172 yards (43.0 avg.) with three kicks placed inside the 20-yard line. Nailed a 47-yard punt that was downed at the Jaguars' three-yard line in the first quarter. Placed a 30-yard punt that was downed at the Jaguars' eight-yard line in the second stanza. Boomed a 51-yard punt that was fair caught at the Jaguars' 16-yard line in the third quarter.

- At Houston (1/1), punted six times for 286 yards (47.7 avg.) and tied a season-best with four kicks placed inside the 20-yard line and a 45.8 net avg. Placed a 35-yard punt that was downed at the Texans' 10-yard line in the first quarter. Nailed a 47-yard punt that was downed at the Texans' three-yard line in the second stanza. Boomed a 58-yard punt in the third quarter. Booted a 52-yard punt that went out of bounds at the Texans' five-yard line in the fourth quarter.

2010 (16/0 – Tennessee): Appeared in all 16 games and finished fifth in the AFC with a 39.1-yard net avg. Registered career-highs with 77 punts, 3,302 yards and 39.1 net avg. Tied a career high with four punts inside the 20-yard line at San Diego (10/31/10). Set new career-high with 352 punt yards at Kansas City (12/26/10). Boomed a career-best 68-yard punt against Philadelphia (10/24/10).

- Against Oakland (9/12), punted four times for 200 yards (50.0 avg.) with two kicks placed inside the 20-yard line. Booted a 37-yard punt that was downed at the Raiders' nine-yard line in the second quarter. Boomed a 59-yard punt in the fourth quarter.

- At N.Y. Giants (9/26), punted five times for 214 yards (42.8 avg.). Placed a 37-yard punt that was downed by Michael Griffin at the Giants' one-yard line, which led to a Titans' safety in the third quarter. Boomed a 55-yard punt in the third quarter.

- At San Diego (10/31), punted six times for 279 yards (46.5 avg.) and tied a career high by placing four punts inside the Chargers' 20-yard line. Placed a 35-yard punt that was downed at the San Diego nine-yard line. Boomed a 63-yard punt late in the third quarter. Nailed a 48-yard punt that was downed at the Chargers' three-yard line.

- At Houston (11/28), punted seven times for 328 yards (46.9 avg.) with two kicks placed inside the 20-yard line. Boomed a 56-yard punt to the Houston nine-yard line in the first quarter. Nailed a 50-yard punt later in the opening stanza. Booted a 56-yard punt to the Houston 15-yard line in the third quarter.

2009 (6/0 - Denver; 10/0 - Tennessee): In 10 games with Titans, punted 37 times for 1,665 yards with 18 punts placed inside the 20-yard line and ranked fourth in the AFC with a 45.5 gross avg. Appeared in the first six games with the Denver Broncos and punted 27 times for 1,245 yards (46.1 avg.) while placing nine punts inside the 20-yard line.

- Against Dallas (10/4), boomed six punts for 305 yards (50.8 avg.) with two kicks downed inside the 20-yard line. Nailed four punts for a 55.3

average from Denver territory.

- Against Jacksonville (11/1), made his Titans debut and punted four times for 193 yards (48.3 avg.) with three punts placed inside the 20-yard line in the Titans' 30-13 victory. Boomed a 55-yard punt that sailed out of bounds at the Jaguars' seven-yard line in the second quarter. Nailed a 51-yard punt that was downed at the Jaguars' seven-yard line during the final stanza. Perfectly placed a 37-yard punt that was downed at the Jaguars' three-yard line late in the fourth quarter.

- Against Arizona (11/29), punted four times for 184 yards (46.0 avg.) with two kicks placed inside the 20-yard line in the Titans' 20-17 come-from-behind victory. Placed a 38-yard punt that was downed at the Cardinals' 10-yard line in the fourth quarter.

- At Seattle (1/3), punted four times for 214 yards (53.5 avg.), including a career-best 46.5 net avg. and a career-long 67-yard punt in the Titans' season-ending 17-13 victory. Nailed a 56-yard punt to the Seahawks' 19-yard line in the second quarter. Booted a career-best 67-yard punt in the second stanza.

2008 (16/0 - Denver): Appeared in all 16 games and ranked fifth in the league with a 46.7-yard gross punting average that marked the third-best season total by a Bronco in club history (min. 45 punts). Received all-rookie honors from Pro Football Weekly/PFWA and The Sporting News. Punted 46 times for 2,150 yards (46.7 gross / 37.8 net) with 13 punts placed inside the 20-yard line. Tied for the third-fewest touchbacks in the NFL with four, marking the fewest in a season by a Bronco with at least 45 punts since 1997 (Tom Rouen, 4).

- Against San Diego (9/14), punted three times for 161 yards (53.7 avg.)

- Against Tampa Bay (10/5), posted five punts for 248 yards (49.6 avg.) with two kicks placed inside the 20-yard line.

- At N.Y. Jets (11/30), nailed five punts for 214 yards (42.8 avg.) with four kicks inside the 20-yard line.

COLLEGE:

- Played 47 career games at the University of Toledo, punting 189 times for 7,994 yards (42.3 avg.) with 59 punts placed inside the 20-yard line.

- Ranked second in the nation in gross punting average (46.1 yds., 52 punts for 2,399 yards) and was a finalist for the Ray Guy Award (nation's best punter) as a senior.

- Earned third team All-America honors as a senior as the only player from the Mid-American Conference to receive Associated Press All-America honors.

- Named Mid-American Conference's Special Teams Player of the Year as a senior.

- Earned a bachelor's degree in geography from Toledo and posted a 3.38 grade point average while earning CoSIDA second-team academic all-district recognition as a senior.

PERSONAL:

- Married to Tiffany Kern and the couple has a son, Bryce Jeremiah, and two daughters, Anelle Naomi and Quinn Eliana.

- Was a two-time first-team all-state selection at Grand Island High School in Grand Island, N.Y., and averaged 39 yards per punt as a senior and 42.5 yards per punt as a junior.

- Also played basketball and was a long jumper and high hurdler on the track team in high school.

- List of favorites: (movie) "Shooter"; (TV show) "Gold Rush"; (music artist) LeCrae, Thousand Foot Krutch, KB, tobyMac; (school subject) geography; (car) 1969 Dodge Charger; (video game) "FIFA," "Tiger Woods PGA Golf"; (food) spaghetti; and (book) the Bible.

- Follow Kern on Twitter and on Instagram at @brettkern6.

- Born Brett Alan Kern on Feb. 17, 1986, in Grand Island, N.Y.

BRETT KERN'S GAME-BY-GAME

2008 Denver Broncos

Date	Opp	W/L	No	Yds	Avg	Net	TB	In 20	Lg	Blk
Sept 8	@ Oak	W	2	80	40.0	38.5	0	1	42	0
Sept 14	SD	W	3	161	53.7	42.0	1	1	64	0
Sept 21	NO	W	2	105	52.5	37.5	0	0	56	0
Sept 28	@ KC	L	2	77	38.5	38.0	0	0	51	0
Oct 5	TB	W	5	248	49.6	45.8	0	2	63	0
Oct 12	Jax	L	4	192	48.0	39.5	1	0	52	0
Oct 20	@ NE	L	5	243	48.6	32.0	1	1	62	0
Nov 2	Mia	L	4	185	46.3	45.0	0	3	61	0
Nov 6	@ Cle	W	1	29	29.0	24.0	0	0	29	0
Nov 16	@ Atl	W	3	127	42.3	39.3	0	1	52	0
Nov 23	Oak	L	2	112	56.0	11.5	0	0	60	0
Nov 30	@ NYJ	W	5	214	42.8	41.4	0	4	52	0
Dec 7	KC	W	1	52	52.0	20.0	0	0	52	0
Dec 14	@ Car	L	5	241	48.2	39.8	1	0	57	0
Dec 21	Buf	L	0	0	0.0	0.0	0	0	0	0
Dec 28	@ SD	L	2	84	42.0	34.0	0	0	46	0
Totals		8-8	46	2,150	46.7	37.8	4	13	64	0

2009 Denver Broncos/Tennessee Titans

Date	Opp	W/L	No	Yds	Avg	Net	TB	In 20	Lg	Blk
Sept 13	@ Cin	W	8	340	42.5	36.4	0	3	56	0
Sept 20	Cle	W	2	109	54.5	42.5	0	1	57	0
Sept 27	@ Oak	W	2	81	40.5	27.0	1	0	48	0
Oct 4	Dal	W	6	305	50.8	41.7	2	2	62	0
Oct 11	NE	W	5	231	46.2	37.8	1	2	64	0
Oct 19	@ SD	W	4	179	44.8	15.5	2	1	50	0
Nov 1	Jax	W	4	193	48.3	43.3	1	3	55	0
Nov 8	@ SF	W	5	217	43.4	44.0	0	2	57	0
Nov 15	Buf	W	3	119	39.7	31.3	0	2	58	0
Nov 23	@ Hou	W	4	176	44.0	41.5	0	2	51	0
Nov 29	Ari	W	4	184	46.0	41.3	1	2	56	0
Dec 6	@ Ind	L	2	78	39.0	39.0	0	1	46	0
Dec 13	StL	W	3	115	38.3	36.3	0	1	54	0
Dec 20	Mia	W	5	244	48.8	44.0	1	2	59	0
Dec 25	SD	L	3	125	41.7	39.7	0	2	46	0
Jan 3	@ Sea	W	4	214	53.5	46.5	1	1	67	0
Totals		14-2	64	2,910	45.5	38.5	10	27	67	0

* First six games with Denver; final 10 games with Tennessee

2010 Tennessee Titans

Date	Opp	W/L	No	Yds	Avg	Net	TB	In 20	Lg	Blk
Sept 12	Oak	W	4	200	50.0	44.5	0	2	60	0
Sept 19	Pit	L	5	244	48.8	42.2	0	1	57	0
Sept 26	@ NYG	W	5	214	42.8	36.6	1	1	55	0
Oct 3	Den	L	6	245	40.8	31.5	1	0	60	0
Oct 10	@ Dal	W	5	174	34.8	34.6	0	2	45	0
Oct 18	@ Jax	W	2	98	49.0	50.0	0	1	51	0
Oct 24	Phi	W	4	192	48.0	44.0	0	0	68	0
Oct 31	@ SD	L	6	279	46.5	44.2	0	4	63	0
Nov 14	@ Mia	L	5	209	41.8	37.8	1	2	52	0
Nov 21	Was	L	5	169	33.8	31.4	0	2	51	0
Nov 28	@ Hou	L	7	328	46.9	43.6	0	2	56	0
Dec 5	Jax	L	2	72	36.0	36.0	0	0	40	0
Dec 9	Ind	L	4	165	41.3	41.3	0	0	46	0
Dec 19	Hou	W	4	150	37.5	34.5	0	2	46	0
Dec 26	@ KC	L	8	352	44.0	37.0	1	3	58	0
Jan 2	@ Ind	L	5	211	42.2	42.2	0	2	48	0
Totals		6-10	77	3,302	42.9	39.1	4	24	68	0

2011 Tennessee Titans

Date	Opp	W/L	No	Yds	Avg	Net	TB	In 20	Lg	Blk
Sept 11	@ Jax	L	7	291	41.6	34.3	1	2	48	0
Sept 18	Bal	W	3	119	39.7	38.3	0	2	55	0
Sept 25	Den	W	4	176	44.0	32.3	0	0	62	0
Oct 2	@ Cle	W	6	237	39.5	36.5	0	2	64	0
Oct 9	@ Pit	L	4	169	42.3	42.3	0	1	44	0
Oct 23	Hou	L	7	319	45.6	42.7	1	2	54	0
Oct 30	Ind	W	8	330	41.3	34.1	2	2	55	0
Nov 6	Cin	L	7	320	45.7	41.6	1	1	54	0
Nov 13	@ Car	W	5	221	44.2	38.2	1	1	48	0
Nov 20	@ Atl	L	5	225	45.0	39.6	0	0	57	0
Nov 27	TB	W	3	88	29.3	29.3	0	3	41	0
Dec 4	@ Buf	W	5	239	47.8	45.8	0	4	57	0
Dec 11	NO	L	5	226	45.2	37.6	1	1	52	0
Dec 18	@ Ind	L	7	329	47.0	45.0	0	3	58	0
Dec 24	Jax	W	4	172	43.0	41.8	0	3	51	0
Jan 1	@ Hou	W	6	286	47.7	45.8	0	4	58	0
Totals		9-7	86	3,747	43.6	39.4	7	31	64	0

2012 Tennessee Titans

Date	Opp	W/L	No	Yds	Avg	Net	TB	In 20	Lg	Blk
Sept 9	NE	L	4	209	52.3	45.5	0	2	56	0
Sept 16	@ SD	L	7	361	51.6	48.6	1	3	63	0
Sept 23	Det	W	1	41	41.0	41.0	0	0	41	0
Sept 30	@ Hou	L	7	326	46.6	41.7	0	2	60	0
Oct 7	@ Min	L	6	256	42.7	42.8	0	3	53	0
Oct 11	Pit	W	5	261	52.2	44.8	1	2	61	0
Oct 21	@ Buf	W	3	124	41.3	34.7	1	2	57	0
Oct 28	Ind	L	3	130	43.3	39.0	0	1	61	0
Nov 4	Chi	L	6	299	49.8	30.0	1	1	59	1
Nov 11	@ Mia	W	4	208	52.0	48.0	0	3	71	0
Nov 25	@ Jax	L	4	201	50.3	49.0	0	1	57	0
Dec 2	Hou	L	6	303	50.5	39.3	0	2	70	0
Dec 9	@ Ind	L	3	165	55.0	47.0	0	1	57	0
Dec 17	NYJ	W	10	391	39.1	36.4	1	4	55	0
Dec 23	@ GB	L	8	376	47.0	34.4	0	2	54	0
Dec 30	Jax	W	4	204	51.0	35.8	0	1	55	1
Totals		6-10	81	3,855	47.6	40.4	5	30	71	2

2013 Tennessee Titans

Date	Opp	W/L	No	Yds	Avg	Net	TB	In 20	Lg	Blk
Sept 8	@ Pit	W	5	208	41.6	41.4	0	4	55	0
Sept 15	@ Hou	L	8	382	47.8	46.6	0	1	54	0
Sept 22	SD	W	3	140	46.7	44.3	0	2	63	0
Sept 29	NYJ	W	7	293	41.9	40.9	0	4	54	0
Oct 6	KC	L	6	272	45.3	38.8	0	2	56	0
Oct 13	@ Sea	L	4	140	35.0	31.3	0	1	46	0
Oct 20	SF	L	6	263	43.8	43.8	0	3	55	0
Nov 3	@ StL	W	5	228	45.6	35.0	1	1	55	0
Nov 10	Jax	L	5	219	43.8	42.6	0	1	53	0
Nov 14	Ind	L	3	117	39.0	34.0	0	0	48	0
Nov 24	@ Oak	W	4	163	40.8	29.0	0	1	49	1
Dec 1	@ Ind	L	6	222	37.0	32.2	0	4	35	0
Dec 8	@ Den	L	4	201	50.3	43.5	0	0	62	0
Dec 15	Ari	L	3	145	48.3	48.3	0	2	51	0
Dec 22	@ Jax	W	3	140	46.7	38.7	1	0	50	0
Dec 29	Hou	W	6	253	42.2	42.2	0	6	56	0
Totals		7-9	78	3,386	43.4	39.7	2	32	63	1

2014 Tennessee Titans

Date	Opp	W/L	No	Yds	Avg	Net	TB	In 20	Lg	Blk
Sept 7	@ KC	W	6	304	50.7	42.8	0	3	63	0
Sept 14	Dal	L	5	225	45.0	38.0	1	1	54	0
Sept 21	@ Cin	L	4	141	35.3	25.3	2	0	45	0
Sept 28	@ Ind	L	6	265	44.2	41.8	0	2	55	0
Oct 5	Cle	L	4	188	47.0	34.8	0	1	54	1
Oct 12	Jax	W	5	249	49.8	39.8	2	3	69	0
Oct 19	@ Was	L	5	196	39.2	39.0	0	2	44	0
Oct 26	Hou	L	6	310	51.7	48.7	0	2	62	0
Nov 9	@ Bal	L	8	414	51.8	48.8	0	0	58	0
Nov 17	Pit	L	4	141	35.3	31.8	0	2	51	0
Nov 23	@ Phi	L	6	294	49.0	40.7	0	2	57	0
Nov 30	@ Hou	L	5	226	45.2	41.2	0	2	58	0
Dec 7	NYG	L	6	284	47.3	39.2	0	1	55	0
Dec 14	NYJ	L	6	295	49.2	45.3	0	3	56	0
Dec 18	@ Jax	L	5	203	40.6	34.4	1	1	51	0
Dec 28	Ind	L	7	383	54.7	46.1	1	3	79	0
Totals		2-14	88	4,118	46.8	40.8	7	28	79	1

2015 Tennessee Titans

Date	Opp	W/L	No	Yds	Avg	Net	TB	In 20	Lg	Blk
Sept 13	@ TB	W	4	189	47.3	43.0	0	1	57	0
Sept 20	@ Cle	L	6	298	49.7	24.0	0	1	55	0
Sept 27	Ind	L	5	212	42.4	42.4	0	2	49	0
Oct 11	Buf	L	6	251	41.8	31.8	1	3	58	0
Oct 18	Mia	L	3	125	41.7	39.7	0	2	61	0
Oct 25	Atl	L	7	305	43.6	41.9	0	5	54	0
Nov 1	@ Hou	L	7	349	49.9	45.9	0	3	60	0
Nov 8	@ NO	W	5	253	50.6	46.4	0	2	56	0
Nov 15	Car	L	5	259	51.8	39.				

BRETT KERN'S GAME-BY-GAME CONT.

2016 Tennessee Titans

Date	Opp	W/L	No	Yds	Avg	Net	TB	In 20	Lg	Blk
Sept 11	Min	L	5	231	46.2	38.4	1	1	64	0
Sept 18	@ Det	W	3	142	47.3	39.7	0	1	54	0
Sept 25	Oak	L	6	311	51.8	45.5	0	3	62	0
Oct 2	@ Hou	L	5	257	51.4	30.6	1	1	71	0
Oct 9	@ Mia	W	5	175	35.0	17.8	0	3	51	0
Oct 16	Cle	W	5	225	45.0	43.8	0	3	52	0
Oct 23	Ind	L	4	188	47.0	42.5	0	3	62	0
Oct 27	Jax	W	4	155	38.8	38.8	0	2	44	0
Nov 6	@ SD	L	4	182	45.5	44.8	0	1	55	0
Nov 13	GB	W	4	166	41.5	38.0	0	0	46	0
Nov 20	@ Ind	L	5	219	43.8	37.4	1	1	57	0
Nov 27	@ Chi	W	4	177	44.3	43.3	0	2	47	0
Dec 11	Den	W	7	308	44.0	38.1	1	3	61	0
Dec 18	@ KC	W	4	142	35.5	34.8	0	0	38	0
Dec 24	@ Jax	L	7	313	44.7	43.3	0	3	54	0
Jan 1	Hou	W	5	211	42.2	41.0	0	5	48	0
Totals		9-7	77	3,402	44.2	38.6	4	32	71	0

2017 Tennessee Titans

Date	Opp	W/L	No	Yds	Avg	Net	TB	In 20	Lg	Blk
Sept 10	Oak	L	4	188	47.0	40.8	1	2	53	0
Sept 17	@ Jax	W	3	125	41.7	40.3	0	0	42	0
Sept 24	Sea	W	6	341	56.8	48.2	1	2	66	0
Oct 1	@ Hou	L	5	246	49.2	48.4	0	1	54	0
Oct 8	@ Mia	L	10	549	54.9	50.2	0	4	71	0
Oct 16	Ind	W	1	44	44.0	44.0	0	1	44	0
Oct 22	@ Cle	W	4	208	52.0	43.8	1	2	58	0
Nov 5	Bal	W	5	256	51.2	46.8	0	3	56	0
Nov 12	Cin	W	6	339	56.5	42.2	2	1	74	0
Nov 16	@ Pit	L	3	142	47.3	39.7	0	0	54	0
Nov 26	@ Ind	W	3	139	46.3	46.3	0	1	58	0
Dec 3	Hou	W	4	199	49.8	42.5	0	2	59	0
Dec 10	@ Ari	L	6	313	52.2	46.7	0	2	58	0
Dec 17	@ SF	L	2	111	55.5	49.5	0	1	59	0
Dec 24	LAR	L	4	145	36.3	35.5	0	2	62	0
Dec 31	Jax	W	9	383	42.6	41.1	0	4	70	0
Totals		9-7	75	3,728	49.7	44.6	5	28	74	0
Playoffs										
Jan 6	@ KC	W	3	131	43.7	41.0	0	2	57	0
Jan 13	@ NE	L	7	316	45.1	41.3	0	2	62	0
Totals		1-1	10	447	44.7	41.2	0	4	62	0

2018 Tennessee Titans

Date	Opp	W/L	No	Yds	Avg	Net	TB	In 20	Lg	Blk
Sept 9	@ Mia	L	4	179	44.8	44.5	0	4	55	0
Sept 16	Hou	W	5	261	52.2	47.2	0	1	62	0
Sept 23	@ Jax	W	6	280	46.7	41.5	1	3	54	0
Sept 30	Phi	W	5	254	50.8	38.4	1	2	58	0
Oct 7	@ Buf	L	2	106	53.0	49.0	0	1	61	0
Oct 14	Bal	L	9	375	41.7	36.1	0	3	52	0
Oct 21	@ LAC	L	2	103	51.5	44.5	0	0	54	0
Nov 5	@ Dal	W	1	45	45.0	38.0	0	1	45	0
Nov 11	NE	W	5	241	48.2	42.2	0	2	55	0

Nov 18	@ Ind	L	6	296	49.3	38.5	0	3	58	0
Nov 26	@ Hou	L	6	298	49.7	43.5	0	2	59	0
Dec 2	NYJ	W	6	266	44.3	34.6	1	1	53	1
Dec 6	Jax	W	2	118	59.0	59.0	0	1	62	0
Dec 16	@ NYG	W	5	220	44.0	43.6	0	5	57	0
Dec 22	Was	W	4	169	42.3	42.3	0	4	50	0
Dec 30	Ind	L	6	272	45.3	45.3	0	6	58	0
Totals		9-7	74	3,483	47.1	41.7	3	39	62	1

2019 Tennessee Titans

Date	Opp	W/L	No	Yds	Avg	Net	TB	In 20	Lg	Blk
Sept 8	@ Cle	W	6	277	46.2	43.2	0	3	70	0
Sept 15	Ind	L	6	288	48.0	41.0	0	2	61	0
Sept 19	@ Jax	L	8	372	46.5	40.1	2	4	63	0
Sept 29	@ Atl	W	5	225	45.0	44.6	0	5	53	0
Oct 6	Buf	L	6	300	50.0	49.7	0	1	56	0
Oct 13	@ Den	L	9	424	47.1	41.8	0	8	61	0
Oct 20	LAC	W	2	84	42.0	42.0	0	2	50	0
Oct 27	TB	W	5	248	49.6	40.6	0	1	61	0
Nov 3	@ Car	L	3	139	46.3	42.7	0	0	53	0
Nov 10	KC	W	4	204	51.0	49.8	0	2	65	0
Nov 24	Jax	W	3	132	44.0	45.7	0	1	49	0
Dec 1	@ Ind	W	5	244	48.8	42.4	0	4	65	0
Dec 8	@ Oak	W	2	102	51.0	45.0	0	0	55	0
Dec 15	Hou	L	3	145	48.3	48.3	0	1	52	0
Dec 22	NO	L	7	299	42.7	39.7	0	1	55	0
Dec 29	@ Hou	W	4	189	47.3	41.0	0	2	58	0
Totals		9-7	78	3,672	47.1	43.1	2	37	70	0
Playoffs										
Jan 4	@ NE	W	6	275	45.8	42.0	0	4	58	0
Jan 11	@ Bal	W	6	315	52.5	39.2	4	1	63	0
Jan 19	@ KC	L	3	139	46.3	44.0	0	1	53	0
Totals		2-1	15	729	48.6	41.3	4	6	63	0

2020 Tennessee Titans

Date	Opp	W/L	No	Yds	Avg	Net	TB	In 20	Lg	Blk
Sept 14	@ Den	W	4	204	51.0	47.0	0	2	66	0
Sept 20	Jax	W	3	122	40.7	40.7	0	3	57	0
Sept 27	@ Min	W	3	143	47.7	41.0	1	1	59	0
Oct 13	Buf	W	3	128	42.7	43.0	0	3	55	0
Oct 18	Hou	W	1	54	54.0	54.0	0	0	54	0
Oct 25	Pit	L	4	242	60.5	39.8	0	1	63	0
Nov 1	@ Cin	L	2	72	36.0	26.0	1	1	36	0
Nov 8	Chi	W	IR							
Nov 12	Ind	L	IR							
Nov 22	@ Bal	W	IR							
Nov 29	@ Ind	W	4	160	40.0	40.0	0	4	48	0
Dec 6	Cle	L	3	138	46.0	45.7	0	0	54	0
Dec 13	@ Jax	W	4	165	41.3	41.3	0	4	50	0
Dec 20	Det	W	1	47	47.0	48.0	0	1	47	0
Dec 27	@ GB	L	4	174	43.5	38.5	1	1	60	0
Jan 3	@ Hou	W	1	46	46.0	44.0	0	1	46	0
Totals		11-5	37	1,695	45.8	41.5	3	22	66	0

BRETT KERN'S NFL STATISTICS

REGULAR SEASON

Year	Team	GP	No.	PUNTING								
				Yds	Avg	Ret	Yds	TB	In	Lg	Blk	Net
2008	Denver	16	46	2,150	46.7	28	330	4	13	64	0	37.8
2009	Denver/Tennessee	16	64	2,910	45.5	27	249	10	27	67	0	38.5
2010	Tennessee	16	77	3,302	42.9	35	214	4	24	68	0	39.1
2011	Tennessee	16	86	3,747	43.6	36	221	7	31	64	0	39.4
2012	Tennessee	16	81	3,855	47.6	39	405	5	30	71	2	40.4
2013	Tennessee	16	78	3,386	43.4	35	210	2	32	63	1	39.7
2014	Tennessee	16	88	4,118	46.8	43	350	7	28	79	1	40.8
2015	Tennessee	16	88	4,175	47.4	47	605	1	34	61	0	40.3
2016	Tennessee	16	77	3,402	44.2	36	347	4	32	71	0	38.6
2017	Tennessee	16	75	3,728	49.7	40	286	5	28	74	0	44.6
2018	Tennessee	16	74	3,483	47.1	33	296	3	39	62	1	41.7
2019	Tennessee	16	78	3,672	47.1	30	269	2	37	70	0	43.1
2020	Tennessee	13	37	1,695	45.8	13	100	3	22	66	0	41.5
NFL Totals		205	949	43,623	46.0	442	3,882	57	377	79	5	40.5

PLAYOFFS

Year	Team	GP	No.	PUNTING								
				Yds	Avg	Ret	Yds	TB	In	Lg	Blk	Net
2017	Tennessee	2	10	447	44.7	5	35	0	4	62	0	41.2
2019	Tennessee	3	15	729	48.6	3	30	4	6	63	0	41.3
NFL Totals		5	25	1176	47.0	8	65	4	10	63	0	41.2

Single-Game Highs

Punts - 10 (Twice, last at Miami 10/8/17)
 Yards - 549 at Miami (10/8/17)
 Gross Avg. - **60.5 vs. Pittsburgh (10/25/20)**
 Net Avg. - 50.2 at Miami (10/8/17)
 Long Punt - 79 vs. Indianapolis (12/28/14)
 In20 - 8 at Denver (10/13/19)

Additional Statistics

Rushing - 1 rush for 21 yards vs. Denver (9/25/11); 1 for 0 yards vs. Tampa Bay (10/27/19)
 Pass Attempts - 1 for 1 for 11 yards vs. L.A. Chargers (10/20/19); 0 for 1 vs. Houston (12/15/19)
 Tackles - 1 (2012), 1 (2018)

Playoff Single-Game Highs

Punts - 7 at New England (1/13/18)
 Yards - 316 at New England (1/13/18)
 Gross Avg. - 52.5 at Baltimore (1/11/20)
 Net Avg. - 44.0 at Kansas City (1/19/20)
 Long Punt - 63 at Baltimore (1/11/20)
 In20 - 4 at New England (1/4/20)

Additional Playoff Statistics

Pass Attempts - 1 for 1 for 28 yards at Kansas City (1/19/20); **0 for 1 vs. Pittsburgh (10/25/20)**



33 DESMOND KING II

CORNERBACK • 5'10" • 201 LBS • COLLEGE: IOWA

ACQUIRED: TRADE (LAC) - 2020 • NFL EXPERIENCE (NFL/TITANS): 4/1

HOMETOWN: DETROIT, MICH.

GAMES PLAYED/GAMES STARTED: 62/28 (PLAYOFFS: 2/2)



PRO: The Titans acquired Desmond King II from the Los Angeles Chargers prior to the 2020 trade deadline. The 5-foot-10-inch, 201-pound playmaker appeared in 53 games with Los Angeles and earned Associated Press All-Pro honors as both a cornerback and punt returner. The University of Iowa product is a skilled cover corner that has excelled in the slot and is also a willing tackler and blitzer. King II is also an accomplished return specialist having returned two punts for touchdowns during his NFL career.

CAREER HIGHLIGHTS:

- In 2018, King II was named first-team All-Pro at defensive back and a second-team All-Pro at punt returner by the Associated Press.
- With four sacks as a rookie in 2017, King II became the second defensive back to post at least four sacks as a rookie (Bill Bates, 1983).
- King became just the sixth player in NFL history and second defensive back ever to post multiple pick-sixes and at least four sacks over the first two seasons of his career (S Roy Williams, 2002-03).

TITANS TIDBITS:

- King founded the King Kares Foundation in 2017, which provides financial support to underprivileged families in the Detroit area. After establishing itself, King Kares Foundation will expand its financial assistance to Eastern Iowa and Southern California.
- In May 2020 during the COVID-19 pandemic, King and his foundation delivered 100 meals to medical professionals at Placentia-Linda Hospital in Placentia, Calif. Additionally, this past Thanksgiving King and his foundation provided 400 ready-to-cook meals to children and their families of Boys & Girls Clubs in the area. Most recently, King Kares held a backpack giveaway in Detroit on July 18, 2020, where recipients received the backpacks filled with notebooks, pencils, football gear and other supplies.
- King is an avid bowler and participates in a bowling league. He has a lifetime high score of 215.

CAREER TRANSACTIONS:

- The Detroit, Mich., native was originally selected by the Los Angeles Chargers in the fifth round (151st overall) of the 2017 NFL Draft.
- Traded by the Chargers to the Titans on Nov. 2, 2020 for a Titans 2021 sixth-round draft choice.

SEASON RECAPS:

2020 (6/3 - Los Angeles Chargers; 9/5 - Tennessee): Saw action in six games with three starts as the nickel back with the Chargers and posted 23 tackles, a sack and a special teams stop. Traded to the Titans on Nov. 2. Has tied for the team lead in passes defended once at 2020 (at BAL). Has tied for the team lead in sacks once in 2020 (at HOU). Has tied for the team lead in quarterback pressures once at 2020 (vs. CLE).

- Against Kansas City (9/20), played as a reserve at cornerback and notched six tackles.
- Against Jacksonville (10/25), recorded four tackles, including a sack. Dropped Gardner Minshew II for a sack in the second quarter.
- Against Chicago (11/8), made his Titans debut as a starter at cornerback and tallied two tackles and a fumble recovery returned for a score. Recovered a David Montgomery fumble that was forced by Jeffery Simmons and raced 63 yards for a touchdown in the third quarter.
- Against Indianapolis (11/12), started as the nickel back and collected five tackles.

- At Baltimore (11/22), saw action as a reserve at nickel back and totaled four tackles and two passes defended. Combined with Jayon Brown to stuff Mark Ingram II for no gain on a rush off right tackle in the first quarter. Knocked down a pass intended for Willie Snead IV in the second quarter. Broke up a pass over the middle intended for Snead IV late in the fourth quarter.

- At Indianapolis (11/29), started as the nickel and recorded three tackles and a quarterback pressure.
- Against Cleveland (12/6), saw significant action as a reserve at the nickel back and tallied six tackles and a quarterback pressure.
- At Jacksonville (12/13), played as a reserve at nickel back and notched three tackles, including a stop for loss. Tripped up Laviska Shenault Jr. for a five-yard loss on a short pass late in the second quarter.
- Against Detroit (12/20), started as the nickel back and produced two tackles.
- At Green Bay (12/27), played as a reserve as the nickel corner and registered two tackles.
- At Houston (1/3), started at nickel back and notched three tackles, including a sack and a quarterback pressure in the Titans' division-clinching victory. Came on the blitz and dropped Deshaun Watson for a two-yard sack in the second quarter.

2019 (15/7 - Los Angeles Chargers): Played in 15 games, starting seven as the third cornerback and one at safety. Was inactive for another contest. Totaled 54 tackles, 2.5 sacks and four tackles for loss. Broke up a pass, forced a fumble and recovered a fumble. Returned 16 kickoffs for 331 yards (20.7 avg.), including a 43-yarder, to reach 1,000 career kickoff return yards. Added 21 punt returns for 118 yards (5.6 avg.), including one that he took 68 yards for a touchdown. Posted a special teams tackle.

- Against Indianapolis (9/8), recorded three tackles and a tackle for loss. Shed the block of Anthony Castonzo in the first quarter to run Marlon Mack out of bounds for a three-yard loss. Returned a kickoff 43 yards and returned a punt.
- At Miami (9/29), posted four tackles. Recorded a single-game career-high 2.5 sacks for 14 yards. Beat Kenyan Drake late in the first half to split a sack with Joey Bosa. On one of the solo sacks, sprinted up in the face of Josh Rosen to bring him down for a five-yard sack as the quarterback rolled to his right. Added a forced fumble.
- Against Denver (10/6), returned a punt for a 68-yard touchdown to become the eighth Charger with multiple touchdowns on punt returns while with the team.

2018 (16/8, 2/2 - Los Angeles Chargers): Recognized by The Associated Press as a first-team All-Pro as a defensive back and second-team All-Pro as a punt returner. Appeared in 16 games with eight starts as the third corner and recorded 60 tackles, four tackles for loss, 13 passes defended and a fumble recovery. Registered three interceptions, returning them for a total of 75 yards, including one for a 42-yard touchdown. Became just the sixth player in NFL history and second defensive back ever to post multiple pick-sixes and at least four sacks over the first two seasons of his career (S Roy Williams, 2002-03). Added 23 punt returns for 318 yards, including a 73-yarder that went for a score. Forced a fumble and posted a tackle on kickoff coverage. Returned 22 kickoffs for 522 yards. Started both postseason games as the team's nickel back and recorded 10 tackles, a one-yard sack and a tackle for loss. Posted six kickoff returns for 179 yards (29.8 avg.), including a 72-yarder. Returned five punts for 46 yards (9.2 avg.), including a 33-yarder to set a record for the longest in Chargers postseason history.

- At Los Angeles Rams (9/23), started as the nickel and posted five tackles

and a tackle for loss. Recovered a first quarter fumble by Todd Gurley II after he was stripped by Brandon Mebane, marking the first recovery of his career.

- At Cleveland (10/14), started as the third cornerback and set a single-game career high with two interceptions. On the first pick, undercut Jarvis Landry and returned the interception 33 yards to the Cleveland 10-yard line. Picked off his second pass of the day in the fourth quarter after jumping a hitch-route by David Njoku.
- At Seattle (11/4), named AFC Defensive Player of the Week for his performance in a Week 9 win over the Seahawks. Totaled three pass breakups and an interception in the fourth quarter that he returned for a touchdown. On the play, jumped the route of David Moore along the left sideline to pick off Russell Wilson and return it for the 42-yard score.
- At Pittsburgh (12/2), posted 10 tackles and a pair of passes defended. Dove to break up a pass on a crossing-route by JuJu Smith-Schuster in the second quarter. In the fourth quarter, dove to undercut a route by Jesse James. Earned AFC Special Teams Player of the Week honors in a Week 13 victory after registering a 73-yard punt return for a score. Added two tackles on special teams.
- At Denver (12/30), posted five tackles and a tackle for loss. Forced a fumble on kickoff coverage and recorded a special teams tackle. Punched the ball away from River Cracraft on kickoff coverage in the fourth quarter, forcing a turnover after it was recovered by Brandon Facyson along the sideline with a diving effort.
- At Baltimore (1/6), registered three tackles, a sack and a tackle for loss in the Wild Card matchup. Contained Lamar Jackson on a passing play before beating the block of Maxx Williams to record the one-yard sack as Jackson began to scramble. Returned four punts for 46 yards (11.5 avg.), including a 33-yarder that set a record as the longest in Chargers postseason history. Recorded a 72-yard kickoff return, the second-longest in team postseason history.
- At New England (1/13), posted seven tackles after starting as the third cornerback in the divisional playoffs. Added a special teams tackle.

2017 (16/4 - Los Angeles Chargers): Appeared in all 16 games, starting four contests as the third cornerback. Registered 71 tackles, including four sacks and six tackles for loss. Posted a 90-yard pick-six on his first interception of his career. With four sacks, tied Rodney Harrison (1997, '98) for the second-most sacks by a defensive back in a single season in Chargers history. Became the first defensive back since 1997 to post at least 3.5 sacks as a rookie and the second-ever to have four (Bill Bates, 1983). Posted seven special teams tackles on kickoff coverage, pinning opponents inside the 20-yard line once. Registered 17 kickoff returns for 353 yards (20.8 avg.) and a two-yard punt return.

- At Denver (9/11), made his NFL debut, appearing on three defensive snaps and nine special teams plays. Broke up a pass from Trevor Siemian intended for Bennie Fowler III that ended up being intercepted by Adrian Phillips.
- Against Miami (9/17), started first game of his career as the third cornerback and registered five tackles, including a tackle for loss. Dropped WR Jarvis Landry for a seven-yard loss on an end-around run in the first quarter.
- At New England (10/29), started the third game of his career as the nickel back, finishing with four solo tackles, the first sack of his career, a tackle for loss and a pass defended. Broke up a third-down pass at the end of the first half from Tom Brady intended for Danny Amendola in the middle of the field to force a New England field goal. In the third quarter, sacked Brady for zero yards, registering the first sack of his career.
- At Jacksonville (11/12), posted five solo tackles, including a sack. Chased down Blake Bortles for a zero-yard sack in the third quarter.
- At Dallas (11/23), registered three solo tackles, a 90-yard pick-six on his first interception of his career and two special teams tackles on kickoff coverage. Jumped in front of a fourth quarter pass from Dak Prescott intended for Cole Beasley in the left flat and returned it 90 yards for a score.
- Against Cleveland (12/3), posted a then-career-high six solo tackles, including two tackles for loss and a five-yard sack. Came off the edge to bring down DeShone Kizer for his third sack of the season. Returned three kickoffs for 82 yards (27.3 avg.), including a career-long 44-yard return.
- Against Washington (12/10), started as the third cornerback, setting a career high with 10 tackles while adding a six-yard sack, a tackle for loss and a pass defended. Broke up a pass from Kirk Cousins to Vernon Davis by putting his helmet on the football as Davis tried to corral the pass. On third down in the third quarter, dropped Cousins to the ground for the sack.

COLLEGE:

- Played four seasons (2013-16) at Iowa, setting school records with 53 games played and 51 starts. Was the only Big Ten player in a 20-year stretch with 12-plus interceptions and over 1,500 combined return yards. Finished his career as one of two players in Iowa history with three career interceptions returned for touchdowns.
- In 2015, received the Jim Thorpe Award, which is annually given to the nation's best defensive back. Also won the Jack Tatum Award, presented by the Touchdown Club of Columbus, as the best defensive back in college football. Also received the Tatum-Woodson Big Ten Conference Defensive Back of the Year Award while winning Iowa's Most Valuable Player on defense and the Reggie Roby Special Teams Award
- As a senior (2016), started all 13 games at cornerback and recorded 58 tackles, with 3.5 tackles for loss. Shared the team lead with three interceptions and ranked second with seven pass break-ups. Averaged 10.2 yards on 26 punt returns and 27.8 yards on 27 kickoff returns.
- As a junior (2015), started all 14 games at cornerback and recorded 72 tackles and eight interceptions for 118 yards and one touchdown. Led the team with 13 pass break-ups. Averaged 14.2 yards on 17 punt returns and 24.4 yards on 29 kickoff returns.
- As a sophomore (2014), started all 13 games and recorded 64 tackles. Shared the team lead with three interceptions for 72 yards and one touchdown. Also had five pass break-ups and two tackles for loss.
- As a true freshman (2013), saw action in all 13 games, with 12 starts and recorded 69 tackles, including three tackles for loss. Collected eight pass break-ups and two recovered fumbles
- Earned a degree with a double-major in African-American studies and broadcasting from Iowa.

PERSONAL:

- Earned first-team All-State honors as a junior and senior at East English Village Preparatory Academy in Detroit, Mich.
- Set a Michigan high school record with 29 career interceptions. Also played running back for the Bulldogs, setting a school record for career rushing yards.
- As a senior, ran for 2,360 yards and 33 touchdowns and posted 56 tackles and seven interceptions.
- Named first-team All-City for his sophomore, junior and senior seasons. Earned second-team All-State honors as a sophomore.
- Lettered four years in football and four years in track & field, competing in sprint events and relays.
- Follow King on Twitter at @blaqbadger14.
- Follow King on Instagram at @iam_blaqbadger14.
- Born Desmond E. King II on Dec. 14, 1994 in Detroit, Mich.

DESMOND KING II'S TITANS DEFENSIVE GAME-BY-GAME

2020 Tennessee Titans

Date	Opp	W/L	P/S	Tot	Solo	Asst	Sk	- Yds	QBP	TFL	Int	- Yds	-TD	PD	FF	FR	- Yds	SpT
Nov 8	Chi	W	S	2	2	0	0.0	0.0	0	0	0	0	0	0	0	1	63t	0
Nov 12	Ind	L	S	5	2	3	0.0	0.0	0	0	0	0	0	0	0	0	0	0
Nov 22	@ Bal	W	p	4	3	1	0.0	0.0	0	0	0	0	0	2	0	0	0	0
Nov 29	@ Ind	W	S	3	2	1	0.0	0.0	1	0	0	0	0	0	0	0	0	0
Dec 6	Cle	L	p	6	3	3	0.0	0.0	1	0	0	0	0	0	0	0	0	0

Dec 13	@ Jax	W	p	3	3	0	0.0	0.0	0	1	0	0	0	0	0	0	0	0	
Dec 20	Det	W	S	2	1	1	0.0	0.0	0	0	0	0	0	0	0	0	0	0	
Dec 27	@ GB	L	p	2	2	0	0.0	0.0	0	0	0	0	0	0	0	0	0	0	
Jan 3	@ Hou	W	S	3	3	0	1.0	2.0	1	1	0	0	0	0	0	0	0	0	
Totals				6-3	9/5	30	21	9	1.0	2.0	3	2	0	0	0	2	0	1	63t

DESMOND KING II'S TITANS RETURN GAME-BY-GAME

2020 Tennessee Titans

Date	Opp	W-L	P/S	PUNT RETURNS					KICKOFF RETURNS									
				No	FC	Yds	Avg	Lg	TD	No	Yds	Avg	Lg	TD				
Nov 8	Chi	W	S	0	0	0	-	0	0	0	0	0	0	0	0	0	0	0
Nov 12	Ind	L	S	0	0	0	-	0	0	0	0	0	0	0	0	0	0	0
Nov 22	@ Bal	W	p	0	0	0	-	0	0	0	0	0	0	0	0	0	0	0
Nov 29	@ Ind	W	S	0	0	0	-	0	0	0	0	0	0	0	0	0	0	0
Dec 6	Cle	L	p	0	0	0	-	0	0	0	0	0	0	0	0	0	0	0

Dec 13	@ Jax	W	p	0	0	0	-	0	0	0	0	0	0	0	0	0	0	0
Dec 20	Det	W	S	0	0	0	-	0	0	0	0	0	0	0	0	0	0	0
Dec 27	@ GB	L	p	0	0	0	-	0	0	0	0	0	0	0	0	0	0	0
Jan 3	@ Hou	W	S	0	0	0	-	0	0	0	0	0	0	0	0	0	0	0
Totals				6-3	9/5	0	0	0	0.0	0	0	0	0	0	0	0	0	0

DESMOND KING II'S NFL STATISTICS

REGULAR SEASON

Year	Team	GP	GS	TACKLES					QBP	TFL	INTERCEPTIONS					FUMBLES			
				Tot	Solo	Asst	Sk	Yds			No	Yds	Lg	TD	PD	FF	FR	Yds	SpT
2017	L.A. Chargers	16	4	71	61	10	4.0	11.0	NA	6	1	90	90t	1	6	0	0	0	7
2018	L.A. Chargers	16	8	60	46	14	0.0	0.0	NA	4	3	75	42t	1	13	1	1	0	1
2019	L.A. Chargers	15	8	54	40	14	2.5	14.0	NA	4	0	0	0	0	1	1	1	13	1
2020	L.A. Chargers	6	3	23	18	5	1.0	0.0	NA	0	0	0	0	0	0	0	0	0	1
2020	Tennessee	9	5	30	21	9	1.0	2.0	3	2	0	0	0	0	2	0	1	63t	0
NFL Totals		62	28	238	186	52	8.5	27.0	3	16	4	165	90t	2	22	2	3	63t	10

REGULAR SEASON

Year	Team	PUNT RETURNS					KICKOFF RETURNS					
		No	FC	Yds	Avg	Lg	TD	No	Yds	Avg	Lg	TD
2017	L.A. Chargers	1	1	2	2.0	2	0	17	353	20.8	44	0
2018	L.A. Chargers	23	8	318	13.8	73t	1	22	522	23.7	40	0
2019	L.A. Chargers	21	11	118	5.6	68t	1	16	331	20.7	43	0
2020	L.A. Chargers	6	4	17	2.8	7	0	0	0	0.0	0	0
2020	Tennessee	0	0	0	0.0	0	0	0	0	0.0	0	0
NFL Totals		51	24	455	8.9	73t	2	55	1,206	21.9	44	0

PLAYOFFS

Year	Team	GP	GS	TACKLES					QBP	TFL	INTERCEPTIONS					FUMBLES				
				Tot	Solo	Asst	Sk	Yds			No	Yds	Lg	TD	PD	FF	FR	Yds	SpT	
2018	L.A. Chargers	2	2	10	6	4	1.0	1.0	NA	1	0	0	0	0	0	0	0	0	0	2
NFL Totals		2	2	10	6	4	1.0	1.0	NA	1	0	0	0	0	0	0	0	0	0	2

PLAYOFFS

Year	Team	PUNT RETURNS					KICKOFF RETURNS					
		No	FC	Yds	Avg	Lg	TD	No	Yds	Avg	Lg	TD
2018	L.A. Chargers	5	1	46	9.2	33	0	6	179	29.8	72	0
NFL Totals		5	1	46	9.2	33	0	6	179	29.8	72	0

Single-Game Highs

Tackles - 10 (Twice, last at Pittsburgh 12/2/18)
 Interceptions - 2 at Cleveland (10/14/18)
 Passes Defensed - 3 at Cleveland (10/14/18)
 Sacks - 2.5 at Miami (9/29/19)
 Tackles For Loss - 2 vs. Cleveland (12/3/17)
 Forced Fumble - 1 (Twice, last at Miami 9/29/19)
 Fumble Recoveries - **1 (Three times, last vs. Chicago 11/8/20)**
 Punt Returns - 4 (Three times, last at Seattle 11/4/18)
 Punt Return Yards - 82 vs. San Francisco (9/30/18)
 Punt Return Long - 73t at Pittsburgh (12/2/18)
 Punt Return Touchdowns - 1 (Twice, last vs. Denver 10/6/19)
 Kickoff Returns - 3 (Five times, last vs. Arizona 11/25/18)
 Kickoff Return Yards - 87 vs. Arizona (11/25/18)
 Kickoff Return Long - 44 vs. Cleveland (12/3/17)

Playoff Single-Game Highs

Tackles - 7 at New England (1/13/19)
 Sacks - 1 at Baltimore (1/6/19)
 Punt Returns - 4 at Baltimore (1/6/19)
 Punt Return Yards - 46 at Baltimore (1/6/19)
 Punt Return Long - 33 at Baltimore (1/6/19)
 Kickoff Returns - 5 at New England (1/13/19)
 Kickoff Return Yards - 107 at New England (1/13/19)
 Kickoff Return Long - 72 at Baltimore (1/6/19)


Additional Statistics

Defensive Touchdowns - 3 (90-yard interception return at Dallas, 11/23/17; 42-yard interception return at Seattle, 11/4/18; **63-yard fumble return vs. Chicago 11/8/20**)
 Special Teams Forced Fumble - 1 at Denver (12/30/18)



58 HAROLD LANDRY III

OUTSIDE LINEBACKER • 6'2" • 252 LBS • COLLEGE: BOSTON COLLEGE
ACQUIRED: 2ND ROUND - 2018 • NFL EXPERIENCE (NFL/TITANS): 3/3
HOMETOWN: SPRING LAKE, N.C.
GAMES PLAYED/GAMES STARTED: 47/35 (PLAYOFFS: 3/3)



PRO: The Titans traded up to select outside linebacker Harold Landry III with the 41st overall pick in the second round of the 2018 NFL Draft. The 6-foot-2-inch, 252-pound defender possesses a unique ability to bend the edge as a pass rusher and use his speed, athleticism and long arms to get to the quarterback. He finished his career at Boston College ranked second in school history with 26 career sacks.

CAREER HIGHLIGHTS:

- In 2019, Landry started all 16 games and led the team with a career-high nine sacks. He started all three postseason games in 2019 and tallied a team-best eight quarterback pressures.
- In 2018, made his NFL debut and appeared in 15 games on the season. His 4.5 sacks tied for third on the team and his 18 quarterback pressures tied for second.

TITANS TIDBITS:

- Landry could have entered the NFL Draft following his 16.5-sack junior season at Boston College. However, he chose to stay in school and received his degree in communications in December 2017.
- Landry enjoys traveling. One of his favorite getaways is Destin, Fla.
- He and his son, Greyson, share the same June 5 birthday.
- Landry's 26 career sacks at Boston College were exceeded in school history by only Mathias Kiwanuka (37.5 from 2002-05).
- In 2016, he set a Boston College record and led the nation with 16.5 sacks. His seven forced fumbles also ranked first nationally.

CAREER TRANSACTIONS:

- The Spring Lake, N.C., native was selected by the Titans in the second round (41st overall) of the 2018 NFL Draft.

SEASON RECAPS:

2020 (16/16): Led the team with 5.5 sacks, 29 quarterback pressures and 10 tackles for loss. Has led or tied for the team lead in sacks five times in 2020 (vs. BUF, vs. CHI, at BAL, at IND, at HOU). Has led or tied for the team lead in quarterback pressures nine times in 2020 (at DEN, vs. JAX, vs. BUF, vs. CHI, at BAL, at IND, vs. CLE, at JAX, vs. DET). Has tied for the team lead in passes defended twice in 2020 (vs. JAX, at CIN).

- At Denver (9/14), started at outside linebacker and collected four tackles, including a stop for loss and a team-best three quarterback pressures. Stopped Jerry Jeudy for a two-yard loss on a short pass in the fourth quarter.
- Against Jacksonville (9/20), started at outside linebacker and posted five tackles, an interception, three quarterback pressures and two passes defended. Came off the edge and deflected a pass intended for Collin Johnson in the second quarter. Sealed the victory by intercepting a Gardner Minshew II pass that was deflected by Jeffrey Simmons with 47 seconds remaining in the game.
- At Minnesota (9/27), started at outside linebacker and registered five tackles, three quarterback pressures and a pass defended. Broke up a pass intended for Kyle Rudolph in the opening quarter.
- Against Buffalo (10/13), started at outside linebacker and tallied three tackles, including a sack. Dipped through the middle and dropped Josh Allen for a 10-yard sack in the second quarter.
- Against Houston (10/18), started at outside linebacker and produced six tackles, including a half sack, a stop for loss and two quarterback pressures. Combined with DaQuan Jones to drop Deshaun Watson for a three-yard sack early in the first quarter. Shot through the line and dropped Duke Johnson for a two-yard loss on a rush up the middle early in the

second quarter.

- Against Pittsburgh (10/25), started at outside linebacker and registered three tackles, including a stop for loss and a quarterback pressure. Stuffed James Conner for a one-yard loss on a rush up the middle in the third quarter.
 - At Cincinnati (11/1), started at outside linebacker and posted five tackles and a pass defended. Deflected a pass intended for A.J. Green in the final stanza.
 - Against Chicago (11/8), started at outside linebacker and tallied four tackles, including a sack, a team-best four quarterback pressures and a pass defended. Sacked Nick Foles for a nine-yard loss in the third quarter. Drew an intentional grounding call with a pass rush on Foles in the third quarter. Broke up a third-and-four pass intended for Darnell Mooney in the final quarter.
 - Against Indianapolis (11/12), started at outside linebacker and collected five tackles, including a stop for loss. Stuffed Jonathan Taylor for no gain on a rush up the middle in the first stanza. Dropped Jordan Wilkins for a two-yard loss on a rush off right tackle in the fourth quarter.
 - At Baltimore (11/22), started at outside linebacker and totaled seven tackles, including a sack and a quarterback pressure. Combined with Rashaan Evans to stuff Lamar Jackson for no gain on a rush early in the fourth quarter. Dropped Jackson for a nine-yard sack on the second play from scrimmage in overtime to help force a three-and-out, which preceded the Titans' game-winning drive.
 - At Indianapolis (11/29), started at outside linebacker and recorded a sack and two quarterback pressures. Dropped Jacoby Brissett for a nine-yard sack late in the fourth quarter.
 - Against Cleveland (12/6), started at outside linebacker and tallied three tackles and a quarterback pressure.
 - At Jacksonville (12/13), started at outside linebacker and notched two tackles and a team-best three quarterback pressures.
 - Against Detroit (12/20), started at outside linebacker and produced four tackles and a team-best three quarterback pressures.
 - At Green Bay (12/27), started at outside linebacker and tied a career-high with eight tackles, including a stop for loss. Stuffed Aaron Jones for a one-yard loss on a rush off right end in the third quarter.
 - At Houston (1/3), started at outside linebacker and notched four tackles, including a sack and two quarterback pressures in the Titans' division-clinching victory. Forced the Texans to settle for a field goal by dropping Deshaun Watson for a seven-yard sack on third-and-10 in the second quarter.
- 2019 (16/16, 3/3):** Started all 16 games at outside linebacker and led the team with a career-high nine sacks. Ranked second on the squad with a career-best 28 quarterback pressures. Also notched a career-high 81 tackles, four stops for loss, an interception, a forced fumble and two fumble recoveries. Started all three postseason contests and recorded eight tackles, a sack, a team-best eight quarterback pressures, a stop for loss and a pass defended. Led or tied for the team lead in sacks eight times in 2019 (vs. IND, at ATL, vs. BUF, vs. TB, at CAR, vs. KC, vs. JAX, at IND). Led or tied for the team lead in quarterback pressures nine times in 2019 (vs. LAC, at CAR, vs. KC, vs. JAX, at IND, vs. HOU, at NE, at BAL, at KC).
- Against Indianapolis (9/15), started at outside linebacker and tallied six tackles, including a sack, a tackle for loss and a fumble recovery. Recovered a Jacoby Brissett fumble midway through the third quarter. Dropped Marlon Mack for no gain on a rush off left end in the final quarter. Ended a Colts' drive by sacking Brissett on third-and-five in the fourth quarter. Stonewalled Mack for a three-yard loss on a rush off left guard in the fourth stanza.

- At Atlanta (9/29), started at outside linebacker and registered five tackles, including a team-best and career-high two sacks. Sacked Matt Ryan for a six-yard loss in the third quarter. Ended a Falcons' drive by dropping Ryan for a nine-yard sack on fourth-and-one in the third stanza.
- Against Buffalo (10/6), started at outside linebacker and notched seven tackles, including a sack, a stop for loss and a quarterback pressure. Ended a Bills' drive by coming off the edge and sacking Josh Allen for a six-yard loss on third-and-four early in the third quarter. Teamed with Reggie Gilbert to stuff Frank Gore for a one-yard loss on a rush off left end late in the fourth quarter.
- Against L.A. Chargers (10/20), started at outside linebacker and posted three tackles, while tying for the team lead with four quarterback pressures. Teamed with Jeffery Simmons to stonewall Melvin Gordon for a one-yard loss on a rush off right tackle in the opening quarter.
- Against Tampa Bay (10/27), started at outside linebacker and tallied five tackles, including a sack, a forced fumble and a fumble recovery. Combined with Kevin Byard to stuff Ronald Jones for a two-yard loss on a rush up the middle in the first quarter. Came off the edge and sacked Jameis Winston while forcing a fumble that he recovered at the Buccaneers' 36-yard line in the final stanza.
- At Carolina (11/3), started at outside linebacker and produced seven tackles, a sack, an interception, two quarterback pressures and a stop for loss. Collected his first career interception by picking off a Kyle Allen pass that was initially tipped by Kenny Vaccaro on third-and-nine in the opening stanza. Dropped Kyle Allen for an eight-yard sack early in the second quarter. Stonewalled Kyle Allen for a two-yard loss on a bootleg run late in the game.
- Against Kansas City (11/10), started at outside linebacker and registered three tackles, including a sack and a team-high three quarterback pressures. Registered a sack in his third consecutive game. Came off the edge and sacked Patrick Mahomes for an eight-yard loss late in the second quarter.
- Against Jacksonville (11/24), started at outside linebacker and notched eight tackles, including a sack and a team-high three quarterback pressures. Knocked the Jaguars out of field goal range by dropping Nick Foles for an eight-yard sack on third-and-15 in the opening stanza. Recorded his fourth consecutive game with at least one sack.
- At Indianapolis (12/1), started at outside linebacker and posted seven tackles, a sack and a team-best four quarterback pressures. Combined with Austin Johnson to stuff Jonathan Williams for a two-yard loss on a rush off right end late in the first quarter. Dropped Jacoby Brissett for a two-yard sack early in the third quarter. Extended his streak of consecutive games with a sack to five. Stonewalled Jordan Wilkins for no gain on a rush off left end late in the third quarter.
- At Oakland (12/8), started at outside linebacker and amassed five tackles and two quarterback pressures. Dropped Jalen Richard for no gain on a rush off left tackle in the second stanza.
- At Houston (12/29), started at outside linebacker and recorded three tackles and two quarterback pressures. Teamed with Kenny Vaccaro to stuff Taiwan Jones for no gain on a rush off right end in the third quarter.
- At New England (1/4), started at outside linebacker in his postseason debut and posted a tackle, a pass defended and a team-high three quarterback pressures. Halted a Patriots' drive by stuffing Elandon Roberts for no gain on a third-and-one rush in the second stanza. Broke up a pass intended for Mohamed Sanu Jr. late in the third quarter.
- At Baltimore (1/11), started at outside linebacker and recorded five tackles, including a sack, a stop for loss and three quarterback pressures. Ended a Ravens' drive by stuffing Lamar Jackson for no gain on a fourth-and-one quarterback sneak in the third quarter. Sacked Lamar Jackson for a one-yard loss on a scramble play late in the fourth quarter.

2018 (15/3): Played in 15 games (inactive at Miami 9/9) with three starts at outside linebacker as a rookie. Tied for third on the team with 4.5 sacks and tied for second on the squad with 18 quarterback pressures. Collected 46 tackles, two stops for loss, two passes defended and a forced fumble. Notched four special teams tackles on coverage units. Was inactive for the regular season opener. Led or tied for the team lead in sacks four times in 2018 (vs. PHI, at DAL, vs. WAS, vs. IND). Led or tied for the team lead in quarterback pressures three times in 2018 (at IND, at NYG, vs. IND). Tied for the team lead in special teams tackles once in 2018 (at BUF). Saw action in his first career NFL game against Houston (9/16/18). Registered his first career sack against Philadelphia (9/30/18). Made his first career start at N.Y. Giants (12/16/18).

- Against Houston (9/16), made his NFL debut as a reserve at outside linebacker and tallied a tackle and two quarterback pressures.

- At Jacksonville (9/23), played as a reserve at outside linebacker and posted three tackles and a quarterback pressure. Halted a Jaguars' drive by stonewalling T.J. Yeldon for no gain on a short pass on third-and-10 late in the second quarter.
- Against Philadelphia (9/30), played as a reserve at outside linebacker and notched four tackles, including a sack, a stop for loss, a forced fumble and a quarterback pressure. Dropped Jay Ajayi for a two-yard loss on a short pass in the first quarter. Came off the edge and strip-sacked Carson Wentz and the fumble was recovered by Derrick Morgan at the Eagles' 35-yard line early in the fourth quarter.
- At Dallas (11/5), played as a reserve at outside linebacker and posted four tackles, including a sack, a stop for loss and a quarterback pressure. Stuffed Ezekiel Elliott for a two-yard loss on a rush off left tackle in the first stanza. Halted a Cowboys' drive by dropping Dak Prescott for an eight-yard sack in the fourth quarter.
- At Houston (11/26), saw action as a reserve at outside linebacker and recorded a career-best six tackles, including a half sack. Teamed with Bennie Logan to drop Alfred Blue for a two-yard loss on a rush off right tackle late in the third quarter. Ended a Texans' drive by combining with Brian Orakpo to sack Deshaun Watson for an eight-yard loss on third-and-three late in the third quarter.
- Against N.Y. Jets (12/2), played as a reserve at outside linebacker and tied a career-high with six tackles.
- At N.Y. Giants (12/16), made his first career NFL start at outside linebacker and posted two tackles and a team-best nine quarterback pressures in the Titans' first shutout win since 2000. Stuffed Saquon Barkley for no gain on a rush up the middle in the second quarter.
- Against Washington (12/22), started at outside linebacker and totaled five tackles, including a sack. Came off the edge and dropped Josh Johnson for a 10-yard sack on third-and-nine in the fourth quarter.
- Against Indianapolis (12/30), started at outside linebacker and registered four tackles, including a sack and a quarterback pressure. Halted a Colts' drive by coming off the edge and dropping Andrew Luck for a seven-yard sack on third-and-three early in the fourth quarter.

COLLEGE:

- In 46 career games playing defensive end for Boston College, he totaled 160 tackles, 26 sacks, 47.5 tackles for loss, seven passes defended, 10 forced fumbles, one fumble recovery and one interception. His sack total and tackles for loss total ranked second in Eagles history.
- As a senior (2017), played and started eight games before a season-ending ankle injury ended his year. Finished second on the team with five sacks and totaled 38 tackles, 8.5 tackles for loss and two passes defended. Named third-team All-ACC and SBNation honorable mention All-American.
- As a junior (2016), played in all 13 games and recorded 12 starts. Set the school's single-season record with 16.5 sacks, which led the nation. Recorded seven forced fumbles, which also led the country, while his 22 tackles for loss ranked fifth nationally and ranked second all-time for the Eagles. His numerous honors included Walter Camp second-team All-America, AP second-team All-America, Phil Steele fourth-team All-America, second-team All-ACC (Atlantic Coast Sports Media Association and head coaches), AP and Phil Steele first-team All-ACC, the Division I Gold Helmet of the Year and the George "Bulger" Lowe awards.
- As a sophomore (2015), appeared in all 12 games with 11 starts, including the final nine games of the season. Recorded 60 tackles, 15.5 tackles for a loss, 4.5 sacks, three forced fumbles and one fumble recovery. Earned honorable mention All-ACC honors from the league's coaches. He was a member of a defense that was ranked first nationally in total defense (254.3 yards per game). In the ACC, tied for fourth in forced fumbles and tied for eighth in tackles for loss.
- As a freshman (2014), appeared in all 13 games and recorded 11 tackles and 1.5 tackles for a loss.
- Graduated from Boston College with a degree in communications in December 2017.

PERSONAL:

- He and his wife, Danielle, have two sons, Greyson and Ollie.
- At Pine Forest (Fayetteville, N.C.) High School, earned Semper Fi All-America honors as a senior in 2013. Also garnered Associated Press All-State and first-team All-Conference honors in 2013. Ranked seventh among all high school players in North Carolina by Rivals.com. Named the 2013 Mid-South Defensive Player of the Year. Finished the 2013 campaign with 96 tackles (78 solo), 15 tackles for a loss and 17 sacks.
- Tallied second-team All-Conference honors in 2012.

- List of favorites: (TV show) "Suits"; (movie) "Transformers"; (musicians) 21 Savage and Drake; (song on his pregame playlist) "Dreams and Nightmares" by Meek Mill; (meal) Honeycomb cereal; (dessert) vanilla ice cream; and (throwback jersey) Dwyane Wade's Marquette jersey.
- He is the son of Doreen and Harold Landry.
- Follow Landry on Twitter and Instagram at @haroldlandry.
- Born Harold Antonio Landry III on June 5, 1996 in Spring Lake, N.C.

HAROLD LANDRY III'S DEFENSIVE GAME-BY-GAME

2018 Tennessee Titans

Date	Opp	W/L	P/S	Tot Solo Asst	Sk - Yds	QBP	TFL	Int - Yds -TD	PD	FF	FR - Yds	SpT
Sept 9	@ Mia	L	IA									
Sept 16	Hou	W	p	1 0 1	0.0 0.0	2	0 0	0 0 0 0 0 0	0	0	0 0	0
Sept 23	@ Jax	W	p	3 2 1	0.0 0.0	1	0 0	0 0 0 0 0 0	0	0	0 0	0
Sept 30	Phi	W	p	4 3 1	1.0 5.0	1	1 0	0 0 0 1 0 0	0	0	0 0	0
Oct 7	@ Buf	L	p	2 1 1	0.0 0.0	1	0 0	0 0 0 0 0 0	0	0	0 0	1
Oct 14	Bal	L	p	2 1 1	0.0 0.0	0	0 0	0 0 0 1 0 0	0	0	0 0	0
Oct 21	@ LAC	L	p	2 0 2	0.0 0.0	0	0 0	0 0 0 0 0 0	0	0	0 0	1
Nov 5	@ Dal	W	p	4 2 2	1.0 8.0	1	1 0	0 0 0 0 0 0	0	0	0 0	0
Nov 11	NE	W	p	2 1 1	0.0 0.0	1	0 0	0 0 0 0 0 0	0	0	0 0	0
Nov 18	@ Ind	L	p	3 2 1	0.0 0.0	1	0 0	0 0 0 0 0 0	0	0	0 0	1
Nov 26	@ Hou	L	p	6 4 2	0.5 4.0	0	0 0	0 0 0 0 0 0	0	0	0 0	0
Dec 2	NYJ	W	p	6 3 3	0.0 0.0	0	0 0	0 0 0 0 0 0	0	0	0 0	0
Dec 6	Jax	W	p	0 0 0	0.0 0.0	0	0 0	0 0 1 0 0 0	0	0	0 0	1
Dec 16	@ NYG	W	S	2 1 1	0.0 0.0	9	0 0	0 0 0 0 0 0	0	0	0 0	0
Dec 22	Was	W	S	5 3 2	1.0 10.0	0	0 0	0 0 0 0 0 0	0	0	0 0	0
Dec 30	Ind	L	S	4 3 1	1.0 7.0	1	0 0	0 0 0 0 0 0	0	0	0 0	0
Totals				9-7 15/3	46 26 20 4.5 34.0	18	2 0	0 0 0 2 1 0	0 4			

2019 Tennessee Titans

Date	Opp	W/L	P/S	Tot Solo Asst	Sk - Yds	QBP	TFL	Int - Yds -TD	PD	FF	FR - Yds	SpT
Sept 8	@ Cle	W	S	5 3 2	0.0 0.0	1	0 0	0 0 0 0 0 0	0	0	0 0	0
Sept 15	Ind	L	S	6 4 2	1.0 0.0	1	1 0	0 0 0 0 0 1	0	0	0 0	0
Sept 19	@ Jax	L	S	4 2 2	0.0 0.0	0	1 0	0 0 0 0 0 0	0	0	0 0	0
Sept 29	@ Atl	W	S	5 3 2	2.0 15.0	0	0 0	0 0 0 0 0 0	0	0	0 0	0
Oct 6	Buf	L	S	7 6 1	1.0 6.0	1	1 0	0 0 0 0 0 0	0	0	0 0	0
Oct 13	@ Den	L	S	7 6 1	0.0 0.0	1	0 0	0 0 0 0 0 0	0	0	0 0	0
Oct 20	LAC	W	S	3 2 1	0.0 0.0	4	0 0	0 0 0 0 0 0	0	0	0 0	0
Oct 27	TB	W	S	5 4 1	1.0 6.0	0	0 0	0 0 0 0 1 1	0	0	0 0	0
Nov 3	@ Car	L	S	7 6 1	1.0 8.0	2	1 1	0 0 1 0 0 0	0	0	0 0	0
Nov 10	KC	W	S	3 2 1	1.0 8.0	3	0 0	0 0 0 0 0 0	0	0	0 0	0
Nov 24	Jax	W	S	8 6 2	1.0 8.0	3	0 0	0 0 0 0 0 0	0	0	0 0	0

Dec 1	@ Ind	W	S	7 3 4	1.0 2.0	4	0 0	0 0 0 0 0 0	0	0	0 0	0
Dec 8	@ Oak	W	S	5 4 1	0.0 0.0	2	0 0	0 0 0 0 0 0	0	0	0 0	0
Dec 15	Hou	L	S	4 3 1	0.0 0.0	3	0 0	0 0 0 0 0 0	0	0	0 0	0
Dec 22	NO	L	S	2 1 1	0.0 0.0	1	0 0	0 0 0 0 0 0	0	0	0 0	0
Dec 29	@ Hou	W	S	3 1 2	0.0 0.0	2	0 0	0 0 0 0 0 0	0	0	0 0	0
Totals	9-7 16/16			81 56 25 9.0 53.0	28	4 1	0 0	1 1 2 0 0	0			
Playoffs												
Jan 4	@ NE	W	S	1 1 0	0.0 0.0	3	0 0	0 0 0 0 0 0	0	0	0 0	0
Jan 11	@ Bal	W	S	5 4 1	1.0 1.0	3	1 0	0 0 0 0 0 0	0	0	0 0	0
Jan 19	@ KC	L	S	2 1 1	0.0 0.0	2	0 0	0 0 0 0 0 0	0	0	0 0	0
Totals	2-1 3/3			8 6 2 1.0 1.0	8	1 0	0 0	1 0 0 0 0	0			

2020 Tennessee Titans

Date	Opp	W/L	P/S	Tot Solo Asst	Sk - Yds	QBP	TFL	Int - Yds -TD	PD	FF	FR - Yds	SpT
Sept 14	@ Den	W	S	4 4 0	0.0 0.0	3	1 0	0 0 0 0 0 0	0	0	0 0	0
Sept 20	Jax	W	S	5 2 3	0.0 0.0	3	0 1	0 0 0 2 0 0	0	0	0 0	0
Sept 27	@ Min	W	S	5 3 2	0.0 0.0	3	0 0	0 0 0 0 1 0	0	0	0 0	0
Oct 13	Buf	W	S	3 3 0	1.0 10.0	1	1 0	0 0 0 0 0 0	0	0	0 0	0
Oct 18	Hou	W	S	6 5 1	0.5 1.5	2	1 0	0 0 0 0 0 0	0	0	0 0	0
Oct 25	Pit	L	S	3 3 0	0.0 0.0	1	1 0	0 0 0 0 0 0	0	0	0 0	0
Nov 1	@ Cin	L	S	5 3 2	0.0 0.0	0	0 0	0 0 0 1 0 0	0	0	0 0	0
Nov 8	Chi	W	S	4 3 1	1.0 9.0	4	1 0	0 0 0 1 0 0	0	0	0 0	0
Nov 12	Ind	L	S	5 4 1	0.0 0.0	0	1 0	0 0 0 0 0 0	0	0	0 0	0
Nov 22	@ Bal	W	S	7 4 3	1.0 9.0	1	1 0	0 0 0 0 0 0	0	0	0 0	0
Nov 29	@ Ind	W	S	1 1 0	1.0 9.0	2	1 0	0 0 0 0 0 0	0	0	0 0	0
Dec 6	Cle	L	S	3 2 1	0.0 0.0	1	0 0	0 0 0 0 0 0	0	0	0 0	0
Dec 13	@ Jax	W	S	2 2 0	0.0 0.0	3	0 0	0 0 0 0 0 0	0	0	0 0	0
Dec 20	Det	W	S	4 1 3	0.0 0.0	3	0 0	0 0 0 0 0 0	0	0	0 0	0
Dec 27	@ GB	L	S	8 3 5	0.0 0.0	0	1 0	0 0 0 0 0 0	0	0	0 0	0
Jan 3	@ Hou	W	S	4 3 1	1.0 7.0	2	1 0	0 0 0 0 0 0	0	0	0 0	0
Totals	11-5 16/16			69 46 23 5.5 45.5	29	10 1	0 0	5 0 0 0 0	0			

HAROLD LANDRY III'S NFL STATISTICS

REGULAR SEASON

Year	Team	GP	GS	TACKLES				QBP	TFL	INTERCEPTIONS					FUMBLES				
				Tot	Solo	Asst	Sk			Yds	No	Yds	Lg	TD	PD	FF	FR	Yds	SpT
2018	Tennessee	15	3	46	26	20	4.5	34.0	18	2	0	0	0	0	2	1	0	0	4
2019	Tennessee	16	16	81	56	25	9.0	53.0	28	4	1	0	0	0	1	1	2	0	0
2020	Tennessee	16	16	69	46	23	5.5	45.5	29	10	1	0	0	0	5	0	0	0	0
NFL Totals		47	35	196	128	68	19.0	132.5	75	16	2	0	0	0	8	2	2	0	4

PLAYOFFS

Year	Team	GP	GS	TACKLES				QBP	TFL	INTERCEPTIONS					FUMBLES				
				Tot	Solo	Asst	Sk			Yds	No	Yds	Lg	TD	PD	FF	FR	Yds	SpT
2019	Tennessee	3	3	8	6	2	1.0	1.0	8	1	0	0	0	0	1	0	0	0	0
NFL Totals		3	3	8	6	2	1.0	1.0	8	1	0	0	0	0	1	0	0	0	0

Single-Game Highs

Tackles - **8 (Twice, last at Green Bay 12/27/20)**
 Sacks - **2 at Atlanta (9/29/19)**
 Quarterback Pressures - **9 at N.Y. Giants (12/16/18)**
 Interceptions - **1 (Twice, last vs. Jacksonville 9/20/20)**
 Forced Fumbles - **1 (Twice, last vs. Tampa Bay 10/27/19)**
 Fumble Recovery - **1 (Twice, last vs. Tampa Bay 10/27/19)**
 Passes Defensed - **2 vs. Jacksonville (9/20/20)**

Playoff Single-Game Highs

Tackles - **5 at Baltimore (1/11/20)**
 Sacks - **1 at Baltimore (1/11/20)**
 Quarterback Pressures - **3 (Twice, last at Baltimore (1/11/20))**
 Passes Defensed - **1 at New England (1/4/20)**



51 DAVID LONG JR.

LINEBACKER • 5'11" • 227 LBS • COLLEGE: WEST VIRGINIA
ACQUIRED: 6TH ROUND - 2019 • NFL EXPERIENCE (NFL/TITANS): 2/2
HOMETOWN: CINCINNATI, OHIO
GAMES PLAYED/GAMES STARTED: 28/5 (PLAYOFFS: 3/1)



PRO: The Titans selected David Long Jr. in the sixth round of the 2019 NFL Draft. As a rookie, he contributed on special teams and as a reserve at inside linebacker, recording his first career start during the playoffs. The 5-foot-11-inch, 227-pound defender possesses tremendous speed for the position, displays grit and toughness, and has a knack for finding the ball carrier. At West Virginia, he was a three-year starter and amassed 252 career tackles, 14 sacks and 40 tackles for loss. The 2018 Big 12 Defensive Player of the Year led the Mountaineers in tackles during his final collegiate campaign.

CAREER HIGHLIGHTS:

- As a rookie in 2019, Long appeared in 14 games during the regular season. He also played in all three playoff contests with one start.
- As a junior at West Virginia in 2018, he was selected Big 12 Defensive Player of the Year by the coaches and the Associated Press. He also received second-team All-America honors by the Associated Press and first-team All-Big 12 accolades by the Associated Press.

TITANS TIDBITS:

- David's father, David Sr., is a former professional boxer who went 12-5-2 as a heavyweight. He once fought future world champ Deontay Wilder.
- During the offseason, Long still uses on-the-bell, three-minute-round boxing training to focus on his mental awareness. In 2018, Long Jr. went into the ring with headgear against his old man for the first time. They went for three 90-second rounds. "He busted up my lip, but it was fun," Long Jr. says. "He was really iffy that I knew how to throw my hands for real. It was just jabs, but it's grown-man strength."
- Long was a high school teammate of safety Mike Edwards, who was drafted by the Tampa Bay Buccaneers in the third round of the 2019 NFL Draft.
- When Long was seven years old, he was on the back of a bike being pedaled by his older brother when he was hit by a car driven by someone who was not paying attention. He was treated at the hospital with head and arm injuries.

CAREER TRANSACTIONS:

- The Cincinnati, Ohio, native was selected by the Titans in the sixth round (188th overall) of the 2019 NFL Draft.

SEASON RECAPS:

2020 (14/5): Has led or tied for the team lead in tackles three times in 2020 (vs. DET, at GB, at HOU). Has tied for the team lead in special teams tackles once in 2020 (vs. IND). Made his first career NFL start against Cleveland (12/6/20).

- At Denver (9/14), played as a reserve at linebacker and collected three tackles, including a stop for loss. Stopped Melvin Gordon III for a two-yard loss on a rush off left end in the third quarter.
- Against Jacksonville (9/20), saw action as a reserve on special teams.
- At Minnesota (9/27), played as a reserve on special teams.
- Against Buffalo (10/13), saw action as a reserve at linebacker and tallied two tackles. Posted two special teams stops and a forced fumble on coverage units. Forced an Andre Roberts fumble on a kickoff return that was recovered by Kareem Orr late in the fourth quarter.
- Against Houston (10/18), played as a reserve on special teams and saw limited snaps as a reserve linebacker.
- Against Pittsburgh (10/25), was inactive.
- At Cincinnati (11/1), saw action as a reserve on special teams.
- Against Chicago (11/8), played as a reserve on special teams.

- Against Indianapolis (11/12), saw action as a reserve at linebacker and collected two tackles. Registered a special teams stop on coverage units.
- At Baltimore (11/22), missed the game while on reserve/COVID-19.
- At Indianapolis (11/29), returned to the lineup as a reserve at linebacker and recorded three tackles, a quarterback pressure and a pass defended. Broke up a pass intended for Trey Burton in the fourth quarter.
- Against Cleveland (12/6), made his first career regular season start at linebacker and tallied six tackles. Combined with Jeffery Simmons to stuff Nick Chubb for no gain on a rush off left guard in the first quarter. Teamed with Tuzar Skipper to stop Kareem Hunt for no gain on a rush off right tackle in the final stanza.
- At Jacksonville (12/13), started at linebacker and notched five tackles. Teamed with Larrell Murchison to stuff Devine Ozigbo for a two-yard loss on a short pass late in the fourth quarter.
- Against Detroit (12/20), started at linebacker and led the team with a career-high 12 tackles and a pass defended. Teamed with Kevin Byard to stuff Adrian Peterson for a one-yard loss on a rush off left guard in the first quarter. Broke up a deep pass intended for Hunter Bryant in the third quarter.
- At Green Bay (12/27), started at linebacker and tied for the team lead with nine tackles, including a stop for loss. Set the edge and stuffed AJ Dillon for a three-yard loss on a rush off right end in the third quarter.
- At Houston (1/3), started at linebacker and led the team with eight tackles in the Titans' division-clinching victory. Combined with DaQuan Jones to stuff David Johnson for no gain on a short pass in the third stanza.

2019 (14/0, 3/1): Played in 14 games as a reserve during his rookie campaign and notched 15 tackles, two stops for loss, a pass defended, a forced fumble and two special teams tackles. Was inactive for two games. Saw action in all three postseason contests with a start at linebacker and collected 16 tackles, two stops for loss and a special teams tackle. Tied for the team lead in passes defended once (at HOU). Tied for the team lead in special teams tackles twice (vs. TB, at OAK). Appeared in his first career NFL contest against Indianapolis (9/15/19).

- Against Indianapolis (9/15), made his NFL debut as a reserve on special teams.
- Against L.A. Chargers (10/20), saw action as a reserve at linebacker and posted a tackle for loss. Shot through the line and stonewalled Melvin Gordon for a four-yard loss on a screen pass late in the first quarter.
- Against Kansas City (11/10), played as a reserve at linebacker and registered 11 tackles and a forced fumble. Forced a Damien Williams' fumble that was scooped up by Rashaan Evans and returned 53 yards for a touchdown in the second stanza.
- At Oakland (12/8), saw action as a reserve at linebacker and amassed two tackles, including a stop for loss. Tied for the team lead with a special teams tackle on coverage units. Stonewalled DeAndré Washington for a six-yard loss on a short pass in the fourth quarter.
- At Houston (12/29), played as a reserve on special teams and at linebacker late in the game. Recorded a tackle and a pass defended on defense. Broke up a pass intended for Jordan Akins late in the fourth quarter.
- At New England (1/4), made his postseason debut as a reserve at linebacker and posted five tackles.
- At Baltimore (1/11), made his first career start at linebacker and recorded eight tackles. Stuffed Gus Edwards for no gain on a rush off right guard in the first quarter. Halted a Ravens' drive by stonewalling Lamar Jackson for no gain on a fourth-and-one rush off right guard on the first play of the second quarter.
- At Kansas City (1/19), played as a reserve at linebacker and registered

three tackles, including two stops for loss. Notched a special teams tackle on coverage units. Stuffed Damien Williams for two-yard losses on back-to-back rushing plays in the fourth quarter.

COLLEGE:

- During a three-year career at West Virginia, played in 34 games with 31 starts and totaled 252 tackles, 14 sacks and 40 career tackles for loss which tied for third place on West Virginia's all-time list. In his final campaign in 2018, tied for the single-season program record with 19 tackles for loss.
- As a junior (2018), started all 12 games at Will linebacker and named Big 12 Defensive Player of the Year by the coaches and the Associated Press. Garnered second-team All-America honors by the Associated Press and first-team All-Big 12 first-team accolades by the Associated Press. Led the team with 111 tackles, eight sacks and 19 tackles for loss. Finished with 10 or more tackles in six games.
- As a sophomore (2017), started nine games at Will linebacker after missing the first four games after sustaining preseason knee injury. Was the team's third-leading tackler with 76 stops, including four sacks, a team-best 16.5 tackles for loss, four passes defended and a fumble recovery. Selected All-Big 12 Conference first team by ESPN, All-Big 12 Conference second team by Athlon Sports and All-Big 12 Conference honorable mention by the Coaches. Also named WVU Defensive Player of the Year.
- As a redshirt freshman (2016), played in 13 games with 10 starts and notched 65 tackles, two sacks, 4.5 tackles for loss and a forced fumble.
- As a freshman (2015), redshirted.
- Graduated in December 2018 with a multidisciplinary studies degree from West Virginia.

PERSONAL:

- Attended Winton Woods (Cincinnati, Ohio) High School and finished his career with 283 career tackles, six sacks and six interceptions.
- Selected Associated Press All-Ohio Division II honorable mention and

Associated Press Southwest All-District First Team Division II linebacker.

- As a senior, tallied 110 tackles, 16 tackles for loss and three sacks.
- As a junior, totaled 88 tackles, one interception and one fumble recovery
- As a sophomore, registered 81 tackles, a sack, two fumble recoveries and an interception.
- List of favorites: (TV show) "All American"; (movies) "Remember the Titans"; (musician) Lil Wayne; (meal) pasta; (dessert) lemon cake; (childhood sports team) LeBron James' teams - Cavaliers and Heat; and (hidden talent) Beatboxing.
- Follow Long on Twitter at @David__Long.
- Follow Long on Instagram at @davidlongjr__.
- Born David Lamont Long Jr. on Oct. 12, 1996 in Cincinnati, Ohio.

DAVID LONG JR.'S DEFENSIVE GAME-BY-GAME

2019 Tennessee Titans

Date	Opp	W/L	P/S	Tot	Solo	Asst	Sk	-Yds	QBP	TFL	Int	-Yds	-TD	PD	FF	FR	-Yds	SpT	
Sept 8	@ Cle	W	IA																
Sept 15	Ind	L	p	0	0	0	0.0	0.0	0	0	0	0	0	0	0	0	0	0	0
Sept 19	@ Jax	L	p	0	0	0	0.0	0.0	0	0	0	0	0	0	0	0	0	0	0
Sept 29	@ Atl	W	IA																
Oct 6	Buf	L	p	0	0	0	0.0	0.0	0	0	0	0	0	0	0	0	0	0	0
Oct 13	@ Den	L	p	0	0	0	0.0	0.0	0	0	0	0	0	0	0	0	0	0	0
Oct 20	LAC	W	p	1	1	0	0.0	0.0	0	1	0	0	0	0	0	0	0	0	0
Oct 27	TB	W	p	0	0	0	0.0	0.0	0	0	0	0	0	0	0	0	0	0	1
Nov 3	@ Car	L	p	0	0	0	0.0	0.0	0	0	0	0	0	0	0	0	0	0	0
Nov 10	KC	W	p	11	5	6	0.0	0.0	0	0	0	0	0	0	1	0	0	0	0
Nov 24	Jax	W	p	0	0	0	0.0	0.0	0	0	0	0	0	0	0	0	0	0	0
Dec 1	@ Ind	W	p	0	0	0	0.0	0.0	0	0	0	0	0	0	0	0	0	0	0
Dec 8	@ Oak	W	p	2	1	1	0.0	0.0	0	1	0	0	0	0	0	0	0	0	1
Dec 15	Hou	L	p	0	0	0	0.0	0.0	0	0	0	0	0	0	0	0	0	0	0
Dec 22	NO	L	p	0	0	0	0.0	0.0	0	0	0	0	0	0	0	0	0	0	0
Dec 29	@ Hou	W	p	1	1	0	0.0	0.0	0	0	0	0	0	1	0	0	0	0	0
Totals		9-7	14/0	15	8	7	0.0	0.0	0	2	0	0	0	1	1	0	0	0	2
Playoffs																			
Jan 4	@ NE	W	p	5	4	1	0.0	0.0	0	0	0	0	0	0	0	0	0	0	0
Jan 11	@ Bal	W	S	8	5	3	0.0	0.0	0	0	0	0	0	0	0	0	0	0	0
Jan 19	@ KC	L	p	3	2	1	0.0	0.0	0	2	0	0	0	0	0	0	0	0	1
Totals		2-1	3/1	16	11	5	0.0	0.0	0	2	0	0	0	0	0	0	0	0	1

2020 Tennessee Titans

Date	Opp	W/L	P/S	Tot	Solo	Asst	Sk	-Yds	QBP	TFL	Int	-Yds	-TD	PD	FF	FR	-Yds	SpT	
Sept 14	@ Den	W	p	3	2	1	0.0	0.0	0	1	0	0	0	0	0	0	0	0	0
Sept 20	Jax	W	p	0	0	0	0.0	0.0	0	0	0	0	0	0	0	0	0	0	0
Sept 27	@ Min	W	p	0	0	0	0.0	0.0	0	0	0	0	0	0	0	0	0	0	0
Oct 13	Buf	W	p	2	1	1	0.0	0.0	0	0	0	0	0	0	0	0	0	0	2
Oct 18	Hou	W	p	0	0	0	0.0	0.0	0	0	0	0	0	0	0	0	0	0	0
Oct 25	Pit	L	IA																
Nov 1	@ Cin	L	p	0	0	0	0.0	0.0	0	0	0	0	0	0	0	0	0	0	0
Nov 8	Chi	W	p	0	0	0	0.0	0.0	0	0	0	0	0	0	0	0	0	0	1
Nov 12	Ind	L	p	2	1	1	0.0	0.0	0	0	0	0	0	0	0	0	0	0	1
Nov 22	@ Bal	W	R/C																
Nov 29	@ Ind	W	p	3	2	1	0.0	0.0	1	0	0	0	0	1	0	0	0	0	0
Dec 6	Cle	L	S	6	3	3	0.0	0.0	0	0	0	0	0	0	0	0	0	0	0
Dec 13	@ Jax	W	S	5	2	3	0.0	0.0	0	0	0	0	0	0	0	0	0	0	0
Dec 20	Det	W	S	12	6	6	0.0	0.0	0	0	0	0	0	1	0	0	0	0	0
Dec 27	@ GB	L	S	9	8	1	0.0	0.0	0	1	0	0	0	0	0	0	0	0	0
Jan 3	@ Hou	W	S	8	3	5	0.0	0.0	0	0	0	0	0	0	0	0	0	0	0
Totals		11-5	14/5	50	28	22	0.0	0.0	1	2	0	0	0	2	0	0	0	0	4

DAVID LONG JR.'S NFL STATISTICS

REGULAR SEASON				TACKLES							INTERCEPTIONS					FUMBLES			
Year	Team	GP	GS	Tot	Solo	Asst	Sk	Yds	QBP	TFL	No	Yds	Lg	TD	PD	FF	FR	Yds	SpT
2019	Tennessee	14	0	15	8	7	0.0	0.0	0	2	0	0	0	0	1	1	0	0	2
2020	Tennessee	14	5	50	28	22	0.0	0.0	1	2	0	0	0	0	2	0	0	0	4
NFL Totals		28	5	65	36	29	0.0	0.0	1	4	0	0	0	0	3	1	0	0	6

PLAYOFFS				TACKLES							INTERCEPTIONS					FUMBLES			
Year	Team	GP	GS	Tot	Solo	Asst	Sk	Yds	QBP	TFL	No	Yds	Lg	TD	PD	FF	FR	Yds	SpT
2019	Tennessee	3	1	16	11	5	0.0	0.0	0	2	0	0	0	0	0	0	0	0	1
NFL Totals		3	1	16	11	5	0.0	0.0	0	2	0	0	0	0	0	0	0	0	1

Single-Game Highs

Tackles - **12 vs. Detroit (12/20/20)**
 Tackle For Loss - **1 (Four times, last at Green Bay 12/27/20)**
 Passes Defensed - **1 (Three times, last vs. Detroit 12/20/20)**
 Forced Fumbles - 1 vs. Kansas City (11/10/19)
 Special Teams Tackles - **2 vs. Buffalo (10/13/20)**

Playoff Single-Game Highs

Tackles - 8 at Baltimore (1/11/20)
 Tackle For Loss - 2 at Kansas City (1/19/20)
 Special Teams Tackles - 1 at Kansas City (1/19/20)

Additional Statistics

Special Teams Forced Fumble - **1 (2020)**



28 JEREMY McNICHOLS

RUNNING BACK • 5'9" • 205 LBS • COLLEGE: BOISE STATE
ACQUIRED: FREE AGENT - 2020 • NFL EXPERIENCE (NFL/TITANS): 1/1
HOMETOWN: SAN MARGARITA, CALIF.
GAMES PLAYED/GAMES STARTED: 20/0 (PLAYOFFS: 0/0)

PRO: The Titans brought back Jeremy McNichols during 2020 training camp to add depth and competition to the running back corps. The Titans originally signed McNichols from the Denver Broncos' practice squad in the beginning of December 2018. The 5-foot-9-inch, 205-pounder is a versatile back that also contributes on special teams units. The Boise State product was originally a 2017 fifth-round selection of the Tampa Bay Buccaneers. He has also spent time with the San Francisco 49ers, Indianapolis Colts, Chicago Bears and Jacksonville Jaguars in his NFL career.

TITANS TIDBITS:

- McNichols was coached by hip-hop artist Snoop Dogg while playing youth football in the Snoop Youth Football League in Los Angeles, Calif. McNichols played both alongside and against numerous NFL players. The SYFL serves children between the ages of five and 13 years old, teaching them the values of teamwork, good sportsmanship, discipline, and self-respect, while also stressing the importance of academics.

CAREER TRANSACTIONS:

- The Santa Margarita, Calif., native was originally selected by the Tampa Bay Buccaneers in the fifth round (162nd overall) of the 2017 NFL Draft.
- Waived by the Buccaneers on Sept. 2, 2017.
- Signed by the San Francisco 49ers to the team's practice squad on Sept. 4, 2017.
- Signed by the 49ers to their active roster from the practice squad on Nov. 29, 2017.
- Waived by the 49ers on Sept. 1, 2018.
- Signed by the Indianapolis Colts to the team's practice squad on Sept. 4, 2018.
- Released by the Colts from their practice squad Sept. 13, 2018 and signed back to the Colts' practice squad on Sept. 19, 2018.
- Signed by the Colts to their active roster from the practice squad on Sept. 28, 2018.
- Waived by the Colts on Oct. 2, 2018.
- Signed by the Denver Broncos to the team's practice squad on Oct. 10, 2018.
- Signed by the Titans to their active roster from the Denver Broncos' practice squad on Dec. 3, 2018.
- Waived by the Titans on Aug. 31, 2019.
- Signed by the Chicago Bears to the team's practice squad on Nov. 20, 2019.
- Released by the Bears from their practice squad Dec. 11, 2019.
- Signed by the Jacksonville Jaguars to the team's practice squad on Dec. 18, 2019.
- Signed by the Jaguars to their active roster from the practice squad on Dec. 28, 2019.
- Waived by the Jaguars on May 4, 2020.
- Signed by the Titans as a free agent on Aug. 26, 2020.
- Waived by the Titans on Sept. 5, 2020 and signed to the team's practice squad a day later.
- Activated from the practice squad to the active roster standard elevation on Sept. 14, 2020.
- Activated from the practice squad to the active roster standard elevation on Sept. 19, 2020.
- Signed by the Titans to their active roster from the practice squad on Sept. 23, 2020.

SEASON RECAPS:

2020 (16/0 - Tennessee): Scored his first career touchdown against Cleveland (12/6/20).
 • At Denver (9/14), saw action as a reserve at running back in his first game

with the Titans.

- Against Jacksonville (9/20), played as a reserve at running back and rushed twice for seven yards.
- At Minnesota (9/27), saw action as a reserve at running back and caught one pass for five yards.
- Against Buffalo (10/13), saw significant action as a reserve at running back and carried the ball a career-high nine times for a career-best 28 yards. Caught one pass for three yards out of the backfield. Kept the Titans' initial fourth quarter touchdown drive alive with a seven-yard run on third-and-two.
- Against Houston (10/18), saw significant action as a reserve at running back and set a career-high with 51 rushing yards on five carries. Caught two passes for 11 yards out of the backfield. Recorded a career-long 20-yard rushing attempt in the third quarter. Posted a 17-yard run up the middle during the Titans' game-winning touchdown drive in overtime.
- Against Pittsburgh (10/25), played as a reserve at running back and carried the ball once for two yards.
- At Cincinnati (11/1), saw action as a reserve at running back and carried the ball four times for 49 yards. Helped set up the Titans' second touchdown with a 17-yard run to the Bengals' nine-yard line in the fourth quarter.
- Against Chicago (11/8), played as a reserve at running back and rushed twice for 10 yards. Kept the Titans' opening scoring drive alive with a five-yard run on third-and-three in the first quarter.
- Against Indianapolis (11/12), saw action as a reserve at running back and rushed three times for 26 yards. Caught one pass for eight yards out of the backfield.
- At Baltimore (11/22), played as a reserve at running back and caught one pass for two yards.
- At Indianapolis (11/29), saw action as a reserve at running back and rushed eight times for 20 yards.
- Against Cleveland (12/6), played as a reserve at running back and rushed twice for two yards with his first career touchdown. Made it a two-possession game with his first career touchdown on a one-yard rushing plunge late in the fourth quarter.
- At Jacksonville (12/13), saw action as a reserve at running back and rushed 11 times for nine yards. Caught one pass out of the backfield.
- Against Detroit (12/20), played as a reserve at running back and snared one pass for five yards out of the backfield.
- At Green Bay (12/27), saw action as a reserve at running back and caught one pass for six yards.
- At Houston (1/3), played as a reserve as the third-down running back and on special teams in the Titans' division-clinching victory.

2019 (0/0 - Chicago; 1/0 - Jacksonville): Spent three weeks on the Bears' practice squad before being released. Spent one week on the Jaguars' practice squad before being signed to the team's active roster. Played as a reserve in one contest for the Jaguars.

2018 (1/0 - Indianapolis; 0/0 - Tennessee): Was inactive for three games and did not play in another contest for the Titans after being signed off the Broncos' practice squad on Dec. 3. Appeared in one contest with the Colts and carried the ball twice for four yards.

2017 (2/0 - San Francisco): Spent the first 11 weeks on the practice squad. Activated from the 49ers' practice squad on Nov. 29. Appeared in two games and registered a special teams tackle. Was inactive for three games.

COLLEGE:

- Played in 34 games, while starting the final 25 contests at Boise State (2014-16) and rushed 571 times for 3,205 yards (5.6 avg.) and 44 touchdowns. Caught 103 passes for 1,089 yards and 11 touchdowns. Also returned 28 kickoffs for 554 yards (19.8 avg.).
- Earned second-team All-Mountain West honors in both 2016 and 2015. Declared for the draft following his junior season (2016).
- As a junior (2016), started all 13 games and rushed 314 times for 1,709 yards (5.4 avg.) and 23 touchdowns. Posted 37 receptions for 474 yards (12.8 avg.) and four touchdowns.
- His 1,709 rushing yards and 27 total touchdowns were the third-most in a single season in Boise State history, while his 23 rushing touchdowns were the fourth-most in school history. He ranked second in the NCAA in total touchdowns, while standing third in rushing touchdowns.
- As a sophomore (2015), started 12 games and rushed 240 times for 1,337 yards (5.6 avg.) for 20 touchdowns, while catching 52 passes for 460 yards and six touchdowns.
- His 26 total touchdowns ranked second in the country and he set a Mountain West record for consecutive games with a rushing touchdown (12).
- As a true freshman (2014), played in nine games and rushed 17 times for 159 yards (9.4 avg.) and one touchdown. Snared 15 catches for 155 yards

and one touchdown. Returned 19 kickoffs for 393 yards.

PERSONAL:

- Attended Santa Margarita (Calif.) High School where he registered 173 carries for 877 yards and nine touchdowns. Also hauled in 72 receptions for 934 yards and 10 touchdowns.
- As a senior (2013), had 163 carries for 798 yards and eight touchdowns and 17 receptions for 191 yards and two touchdowns, earning first-team all-league, all-region and all-state honors.
- As a junior (2012), rushed for 37 yards and a touchdown on three carries and caught 25 passes for 329 yards and three touchdowns.
- As a sophomore (2011), caught 30 passes for 414 yards and five touchdowns and rushed three times for 42 yards.
- Follow McNichols on Twitter and Instagram at @JeremyMcNichols.
- Born Jeremy Theron McNichols on Dec. 26, 1995 in Long Beach, Calif.

JEREMY McNICHOLS' GAME-BY-GAME

2017 San Francisco 49ers				RUSHING					RECEIVING				
Date	Opp	W/L	P/S	Att	Yds	Avg	Lg	TD	No	Yds	Avg	Lg	TD
Dec 3	@ Chi	W	IA										
Dec 10	@ Hou	W	IA										
Dec 17	Ten	W	p	0	0	-	0	0	0	0	-	0	0
Dec 24	Jax	W	p	0	0	-	0	0	0	0	-	0	0
Dec 31	@ LAR	W	IA										
Totals		5-0	2/0	0	0	-	0	0	0	0	-	0	0

2018 Indianapolis Colts				RUSHING					RECEIVING				
Date	Opp	W/L	P/S	Att	Yds	Avg	Lg	TD	No	Yds	Avg	Lg	TD
Sept 30	Hou	L	p	2	4	2.0	7	0	0	0	-	0	0
Totals		0-1	1/0	2	4	2.0	7	0	0	0	-	0	0

2018 Tennessee Titans				RUSHING					RECEIVING				
Date	Opp	W/L	P/S	Att	Yds	Avg	Lg	TD	No	Yds	Avg	Lg	TD
Dec 6	Jax	W	IA										
Dec 16	@ NYG	W	IA										
Dec 22	Was	W	DNP										
Dec 30	Ind	L	IA										
Totals		3-1	0/0	0	0	-	0	0	0	0	-	0	0

2019 Jacksonville Jaguars				RUSHING					RECEIVING				
Date	Opp	W/L	P/S	Att	Yds	Avg	Lg	TD	No	Yds	Avg	Lg	TD
Dec 29	Ind	W	p	0	0	-	0	0	0	0	-	0	0
Totals		1-0	1/0	0	0	-	0	0	0	0	-	0	0

2020 Tennessee Titans				RUSHING					RECEIVING				
Date	Opp	W/L	P/S	Att	Yds	Avg	Lg	TD	No	Yds	Avg	Lg	TD
Sept 14	@ Den	W	p	0	0	-	0	0	0	0	-	0	0
Sept 20	Jax	W	p	2	7	3.5	4	0	0	0	-	0	0
Sept 27	@ Min	W	p	0	0	-	0	0	1	5	5.0	5	0
Oct 13	Buf	W	p	9	28	3.1	7	0	1	3	3.0	3	0
Oct 18	Hou	W	p	5	51	10.2	20	0	2	11	5.5	9	0
Oct 25	Pit	L	p	1	2	2.0	2	0	0	0	-	0	0
Nov 1	@ Cin	L	p	4	49	12.3	17	0	0	0	-	0	0
Nov 8	Chi	W	p	2	10	5.0	5	0	0	0	-	0	0
Nov 12	Ind	L	p	3	26	8.7	16	0	1	8	8.0	8	0
Nov 22	@ Bal	W	p	0	0	-	0	0	1	2	2.0	2	0
Nov 29	@ Ind	W	p	8	20	2.5	6	0	0	0	-	0	0
Dec 6	Cle	L	p	2	2	1.0	1t	1	3	15	5.0	8	0
Dec 13	@ Jax	W	p	11	9	0.8	6	0	1	0	0.0	0	0
Dec 20	Det	W	p	0	0	-	0	0	1	5	5.0	5	0
Dec 27	@ GB	L	p	0	0	-	0	0	1	6	6.0	6	0
Jan 3	@ Hou	W	p	0	0	-	0	0	0	0	-	0	0
Totals		11-5	16/0	47	204	4.3	20	1	12	55	4.6	9	0

JEREMY McNICHOLS' NFL STATISTICS

REGULAR SEASON			RUSHING					RECEIVING					
Year	Team	GP	GS	No	Yds	Avg	Lg	TD	Att	Yds	Avg	Lg	TD
2017	San Francisco	2	0	0	0	-	0	0	0	0	-	0	0
2018	IND/TEN	1	0	2	4	2.0	7	0	0	0	-	0	0
2019	Jacksonville	1	0	0	0	-	0	0	0	0	-	0	0
2020	Tennessee	16	0	47	204	4.3	20	1	12	55	4.6	9	0
NFL Totals		20	0	49	208	4.2	20	1	12	55	4.6	9	0

Single-Game Highs

- Rushes - **11 at Jacksonville (12/13/20)**
- Rushing Yards - **51 vs. Houston (10/18/20)**
- Long Rush - **20 vs. Houston (10/18/20)**
- Rushing Touchdowns - **1 vs. Cleveland (12/6/20)**
- Receptions - **3 vs. Cleveland (12/6/20)**
- Receiving Yards - **15 vs. Cleveland (12/6/20)**
- Long Reception - **9 vs. Houston (10/18/20)**

Additional Statistics

- Special Teams Tackles - 1 (2017)



91 LARRELL MURCHISON

DEFENSIVE LINEMAN • 6'2" • 297 LBS • COLLEGE: NORTH CAROLINA STATE
 ACQUIRED: 5TH ROUND - 2019 • NFL EXPERIENCE: ROOKIE
 HOMETOWN: ELIZABETHTOWN, N.C.
 GAMES PLAYED/GAMES STARTED: 10/0 (PLAYOFFS: 0/0)

PRO: The Titans selected Larrell Murchison in the fifth round of the 2020 NFL Draft. The 6-foot-2, 297-pound defensive lineman displays great power and quickness and has the ability to play multiple positions along the defensive front. He was an All-ACC performer as a senior at N.C. State and amassed 11 sacks and 20 tackles for loss in his two seasons with the Wolfpack.

CAREER HIGHLIGHTS:

- Murchison was named second-team All-ACC after leading the Wolfpack with a 12 tackles for loss and seven sacks as a senior in 2019.
- After his debut season on the field in 2018, Murchison received N.C. State's Cary Brewbaker Award for Defensive Lineman of the Year, as well as the Alpha Wolf Rising Award, which is given to the Most Improved Player.

TITANS TIDBITS:

- Larrell's fraternal brother, Farrell, who played running back at Winston Salem State, was diagnosed with testicular cancer in 2018. Larrell supported him through the treatment and recovery. "My role was to stay strong for him. We're extremely close, and it was hard. But we got through it, and he's now cancer free and about to graduate."
- Murchison grew up working with his mother at her restaurant in Elizabethtown called Glenda's Just Desserts and Lunch Counter, which she has owned for 10 years. He would work doing whatever needed to be done – mopping floors, sweeping, waiting tables and taking orders. "Everything is good, but if you go I'd say start with the fried pork chops, mac and cheese and cabbage."
- Murchison loves everything music and enjoys playing the drums. His dad played drums in the church when he was younger, and he just followed in his footsteps.

CAREER TRANSACTIONS:

- The Elizabethtown, N.C., native was selected by the Titans in the fifth round (174th overall) of the 2020 NFL Draft.

SEASON RECAPS:

- 2020 (10/0):** Made his NFL debut against Jacksonville (9/20/20).
- At Denver (9/14), was inactive.
 - Against Jacksonville (9/20), played as a reserve on the defensive front in his first NFL contest and posted a tackle.
 - At Minnesota (9/27), saw action as a reserve at defensive end.
 - Against Buffalo (10/13), played as a reserve on the defensive front and tallied two tackles, including a stop for loss. Combined with Chris Jackson to stuff Devin Singletary for a three-yard loss on a rush up the middle in the first quarter.
 - Against Houston (10/18), saw action as a reserve at defensive end.
 - Against Pittsburgh (10/25), played as a reserve on the defensive line.
 - At Cincinnati (11/1), saw action as a reserve at defensive end.
 - Against Chicago (11/8), played as a reserve on the defensive front.
 - Against Indianapolis (11/12), saw limited action as a reserve on the defensive front before leaving the game late in the first quarter with an injury.
 - At Baltimore (11/22), was inactive.
 - At Indianapolis (11/29), was inactive.
 - Against Cleveland (12/6), was inactive.
 - At Jacksonville (12/13), returned to the lineup as a reserve on the defensive front and notched a tackle. Teamed with David Long Jr. to stuff Devine Ozigbo for a two-yard loss on a short pass late in the fourth quarter.

- Against Detroit (12/20), was inactive.
- At Green Bay (12/27), was inactive.
- At Houston (1/3), played as a reserve at defensive end and notched a tackle in the Titans' division-clinching victory.

COLLEGE:

- During a two-year stint as a defensive tackle at North Carolina State, Murchison started in all 25 contests. He finished his Wolfpack career with 85 tackles, 11 sacks, 20 tackles for loss, five quarterback hits, an interception, three passes defended and three fumble recoveries. He started his collegiate career at Louisburg College and was named a NJCAA junior-college honorable mention All-American.

AS A SENIOR (2019), started all 12 games at defensive tackle and registered 51 tackles. Led the Wolfpack with 12 tackles for loss and seven sacks.

- Named second-team All-ACC choice by the league and honorable mention All-ACC by Pro Football Focus.
- Ranked sixth in the ACC in sacks with 0.58 per game - the No. 52 mark in the FBS.
- At Florida State (9/28), named the ACC defensive lineman of the week for the second time in his career after posting 3.5 sacks against the Seminoles.
- Invited to play at the Reese's Senior Bowl and recorded a tackle and a pass breakup in the game, but was a head-turner during bowl-week practices.

AS A REDSHIRT JUNIOR (2018), started all 13 games at defensive tackle and posted 34 tackles, four sacks, eight tackles for loss, an interception, two passes defended and a fumble recovery. Ranked second on the team with four sacks.

- Earned the team's Cary Brewbaker Award for Defensive Lineman of the Year, as well as the Alpha Wolf Rising Award, which is given to the Most Improved Player.
- Against Virginia (9/29), tallied four tackles for loss and three sacks in the victory.
- Against Florida State (11/3), posted his first career interception in the win over the Seminoles.

AS A JUNIOR (2017), redshirted the season after transferring from Louisburg College.

AS A SOPHOMORE (2016), posted 41 tackles, 17.5 tackles for loss and 5.5 sacks for a Louisburg team that finished with 9-0 record.

- Named a NJCAA junior-college honorable mention All-American and was ranked the No. 42 JUCO nationally according to Scout.com.

AS A FRESHMAN (2015), attended Louisburg College in North Carolina and tallied 18 tackles, 1.5 sacks and six tackles for loss.

- Graduated in the summer of 2019 with a degree in sport management from North Carolina State.

PERSONAL:

- Attended East Bladen (Elizabethtown, N.C.) High School and was a three-year starter at fullback and defensive end.
- As a senior, rushed for 545 yards with five touchdowns while averaging 7.7 yards per carry. Recorded 83 total tackles, including 31 solo stops on defense.

- Was named first-team all-area at defensive line and second-team all-area at fullback.
- Also played basketball and baseball where he was an outfielder and catcher.
- Son of Glenda and Milton Murchison and has two brothers and two sisters.
- Follow Murchison on Twitter at @Murchboy92.
- Follow Murchison on Instagram at @thraxrell1.
- Born Larrell Montale Murchison on April 24, 1997, in Elizabethtown, N.C.

LARRELL MURCHISON'S COLLEGE STATISTICS

REGULAR SEASON				TACKLES								INTERCEPTIONS					FUMBLES		
Year	Team	GP	GS	Tot	Solo	Asst	Sk	Yds	TFL	Yds	No	Yds	Lg	TD	PD	FF	FR	Yds	
2015	Louisburg CC	8	8	18	13	5	1.5	6.0	6.0	21.0	0	0	-	0	0	0	1	0	
2016	Louisburg CC	9	9	41	29	12	5.5	40.0	17.5	69.0	0	0	-	0	0	1	0	0	
2017	N.C. State			Redshirted															
2018	N.C. State	13	13	34	16	18	4.0	21.0	8.0	28.0	1	0	0	0	2	0	1	0	
2019	N.C. State	12	12	51	24	27	7.0	40.0	12.0	58.0	0	0	-	0	1	0	2	0	
College Totals		42	42	144	82	62	16.5	107.0	43.5	176.0	1	0	0	0	3	1	4	0	

N.C. State Single-Game Highs

Tackles - 6 (Five ties, last vs. Syracuse 10/10/19)

Sacks - 3.5 at Florida State (9/28/19)

Tackles for Loss - 4 vs. Virginia (9/29/18)

Fumble Recoveries - 2 at Georgia Tech (11/21/19)

Interception - 1 vs. Florida State (11/3/18)

Passes Defensed - 1 (Three times, last vs. Clemson 11/9/19)

LARRELL MURCHISON'S DEFENSIVE GAME-BY-GAME

2020 Tennessee Titans

Date	Opp	W/L	P/S	Tot	Solo	Asst	Sk	-Yds	QBP	TFL	Int	Yds	TD	PD	FF	FR	Yds	SpT
Sept 14	@ Den	W	IA															
Sept 20	Jax	W	p	1	0	1	0.0	0.0	0	0	0	0	0	0	0	0	0	0
Sept 27	@ Min	W	p	0	0	0	0.0	0.0	0	0	0	0	0	0	0	0	0	0
Oct 13	Buf	W	p	2	1	1	0.0	0.0	0	1	0	0	0	0	0	0	0	0
Oct 18	Hou	W	p	0	0	0	0.0	0.0	0	0	0	0	0	0	0	0	0	0
Oct 25	Pit	L	p	0	0	0	0.0	0.0	0	0	0	0	0	0	0	0	0	0
Nov 1	@ Cin	L	p	0	0	0	0.0	0.0	0	0	0	0	0	0	0	0	0	0
Nov 8	Chi	W	p	0	0	0	0.0	0.0	0	0	0	0	0	0	0	0	0	0
Nov 12	Ind	L	p	0	0	0	0.0	0.0	0	0	0	0	0	0	0	0	0	0
Nov 22	@ Bal	W	IA															
Nov 29	@ Ind	W	IA															

Dec 6	Cle	L	IA															
Dec 13	@ Jax	W	p	1	0	1	0.0	0.0	0	0	0	0	0	0	0	0	0	0
Dec 20	Det	W	IA															
Dec 27	@ GB	L	IA															
Jan 3	@ Hou	W	p	1	0	1	0.0	0.0	0	0	0	0	0	0	0	0	0	0
Totals				11-5	10/0	5	1	4	0.0	0.0	0	1	0	0	0	0	0	0

LARRELL MURCHISON'S NFL STATISTICS

REGULAR SEASON				TACKLES								INTERCEPTIONS					FUMBLES			
Year	Team	GP	GS	Tot	Solo	Asst	Sk	Yds	QBP	TFL	No	Yds	Lg	TD	PD	FF	FR	Yds	SpT	
2020	Tennessee	10	0	5	1	4	0.0	0.0	0	1	0	0	0	0	0	0	0	0	0	
NFL Totals		10	0	5	1	4	0.0	0.0	0	1	0	0	0	0	0	0	0	0	0	

Single-Game Highs

Tackles - 2 vs. Buffalo (10/13/20)

Tackles For Loss - 1 vs. Buffalo (10/13/20)



78 MARSHALL NEWHOUSE

TACKLE • 6'4" • 330 LBS • COLLEGE: TEXAS CHRISTIAN
ACQUIRED: FREE AGENT - 2020
NFL EXPERIENCE (NFL/TITANS): 11/1 • HOMETOWN: DALLAS, TEXAS
GAMES PLAYED/GAMES STARTED: 133/81 (PLAYOFFS: 7/3)



Super Bowl: 2010

PRO: The Titans signed veteran tackle Marshall Newhouse to the practice squad during Week 12 of the 2020 NFL season to bring experience and depth to the tackle position. The 6-foot-4-inch, 330-pounder was originally drafted by the Green Bay Packers in the fifth round (169th overall) of the 2010 NFL Draft and has appeared in 129 career games with 81 starts for the Green Bay Packers (2010-13), Cincinnati Bengals (2014), New York Giants (2015-16), Oakland Raiders (2017), Buffalo Bills (2018), Carolina Panthers (2018) and New England Patriots (2019). Newhouse has made starts at right tackle (56), left tackle (20), left guard (3), and as an extra offensive lineman (2). The Dallas, Texas native has appeared in seven postseason contests with three starts at right tackle.

CAREER HIGHLIGHTS:

- Newhouse has started games at right tackle, left tackle, left guard, and as an extra offensive lineman during his NFL career and has helped his team reach the postseason in six different seasons.
- In 2011, he appeared in 16 games with 13 starts (10 at left tackle, three at right tackle) and helped the Packers offense set franchise records for points (560), total net yards (6,482), net passing yards (4,924) and fewest giveaways (14). Helped block for QB Aaron Rodgers to set a NFL single-season record for passer rating (122.5).
- In 2012, Newhouse started all 16 games and both playoff contests at right tackle, and was one of only two Packers to play every offensive snap as the team finished fifth in the NFL in scoring (27.1 points per game).
- In 2015, started all 14 games in which he played at right tackle in his first season with the Giants. Helped the team finish sixth in the NFL in scoring (26.3 points per game) and eighth in total offense (372.3 yards per game). Helped block for QB Eli Manning to throw 35 touchdown passes and set a franchise record with 387 completions.
- In 2017, started all 14 games in which he played at right tackle for the Oakland Raiders and was part of a line that surrendered just 24 sacks on the year, tied for third-fewest in the NFL.

TITANS TIDBITS:

- Newhouse was a member of the Packers Super Bowl XLV team in 2010.
- Newhouse has a large interest in the tech community. "My dad is a computer programmer, so that's how I got started. When I was a kid, I started building PCs and I was into computer PC gaming."
- He attended SXSW in 2017 and spoke on a panel about wearable technology.
- Father, John, played running back at the University of Houston and was a part of three Cotton Bowl teams (1977, 1979-80).
- Cousin, the late Robert Newhouse, played fullback for 12 seasons with the Dallas Cowboys (1972-83).

CAREER TRANSACTIONS:

- The Dallas, Texas native was selected by the Green Bay Packers in the fifth round (169th overall) of the 2010 NFL Draft.
- Signed by the Cincinnati Bengals on March 21, 2014.
- Signed by the New York Giants on March 11, 2015.
- Signed by the Oakland Raiders on March 13, 2017.
- Signed by the Buffalo Bills on March 19, 2018.
- Traded from the Bills to the Carolina Panthers for a 2021 conditional pick on Sept. 25, 2018.
- Signed by the New Orleans Saints on May 22, 2019.
- Waived-injured by the Saints on Sept. 1, 2019.
- Signed by the New England Patriots on Sept. 11, 2019.

- Signed by the Titans to the team's practice squad on Nov. 27, 2020.
- Activated from the practice squad to the active roster standard elevation on Dec. 5, 2020.
- Signed by the Titans to their active roster from the practice squad on Dec. 11, 2020.

SEASON RECAPS:

2020 (4/0 - Tennessee):

- Against Cleveland (12/6), dressed but did not play.
- At Jacksonville (12/13), made his Titans' debut as a reserve at right tackle late in the game.
- Against Detroit (12/20), saw action as a reserve on special teams.
- At Green Bay (12/27), saw limited action as a reserve at right tackle late in the fourth quarter.
- At Houston (1/3), played as a reserve on special teams and as an extra lineman on goalline packages in the Titans' division-clinching victory.

2019 (15/9, 1/0 - New England): Signed by the Patriots during Week 2 and appeared in 15 games with nine starts on the season (eight at left tackle, one at right tackle). Started his first contest as a Patriot at right tackle in Week 2, but switched to left tackle mid-game. Started the following eight games at left tackle. Saw action in New England's one postseason game. Spent the offseason with the New Orleans Saints but was waived-injured during roster cuts.

- At Miami (9/15), started at right tackle four days after being signed. Switched mid-game to left tackle due to injuries suffered on the offensive line.

2018 (3/0 - Buffalo; 11/2 - Carolina): Played in three games for the Bills before being traded to the Carolina Panthers on Sept. 25 in exchange for a 2021 conditional draft pick. Appeared in 11 games with two starts at left tackle for the Panthers.

- Against New Orleans (12/17), made his first start of the season at left tackle.

2017 (14/14 - Oakland): Started 14 games at right tackle and was part of a line that surrendered just 24 sacks on the year, tied for third-fewest in the NFL. Helped pave the way for 1,554 rushing yards and an average of 4.4 yards per carry.

- Against N.Y. Jets (9/17), started at right tackle and opened holes for rushers to gain 180 yards and the team to amass 410 total yards of offense.

2016 (10/6; 1/1 - New York Giants): Saw action in 10 games with six starts, starting three contests at left guard and three at right tackle. Missed five games due to injury. Started the team's lone postseason contest.

- Against Chicago (11/20), started at left guard and was part of a line that opened lanes for rushers to gain 102 yards and did not allow a sack.
- At Washington (1/1/17), started at right tackle and helped the offense rush for a season-high 161 yards.
- At Green Bay on Wild Card Weekend (1/8/17), started at right tackle.

2015 (14/14 - New York Giants): Started 14 games at right tackle in his first season with the Giants. Part of an offensive line that helped the team finish sixth in the NFL in scoring (26.3 points per game) and eighth in total offense (372.3 yards per game). Helped QB Eli Manning throw 35 touchdown passes and set a franchise record with 387 completions.

2014 (15/5; 1/0 - Cincinnati): Played in 15 games and made five starts, three at right tackle and two as an extra offensive lineman. Appeared in

one postseason contest.

- At New Orleans (11/16), started at right tackle and was part of a line that helped the team rush for 186 yards and allowed only one sack.
- At Cleveland (12/4), started as an extra offensive lineman and helped the offense amass 244 rushing yards, the highest franchise total since 2004.

2013 (15/2; 1/0 - Green Bay): Saw action in 15 games with two starts at right tackle. Appeared in the team's playoff game.

- At N.Y. Giants (11/17), started at right tackle.
- Against Minnesota (11/24), started at right tackle.
- Against San Francisco on Wild Card Weekend (1/5/14), entered the game in the fourth quarter at left tackle.

2012 (16/16; 2/2 - Green Bay): Started all 16 games and both playoff contests at right tackle and was one of only two Packers to play every offensive snap as the team finished fifth in the NFL in scoring (27.1 points per game).

2011 (16/13; 1/0 - Green Bay): Saw action in 16 games with 13 starts. Made 10 starts at left tackle and three at right tackle. Helped the Packers offense set franchise records for points (560), total net yards (6,482), net passing yards (4,924) and fewest giveaways (14). Helped block for QB Aaron Rodgers to set a NFL single-season record for passer rating (122.5). Appeared in the club's postseason game.

- Against New Orleans (9/8), made his NFL debut on special teams.
- At Chicago (9/25), saw action as a reserve at right tackle and helped the team post 392 yards of offense.
- Against Denver (10/2), made his first career start at right tackle. Blocked for an offense that amassed 507 total yards including 408 passing yards.
- Against St. Louis (10/16), started his first career game at left tackle. Blocked for an offense that produced 316 passing yards.
- Against N.Y. Giants in the Divisional Round (1/15/12), made his postseason debut.

2010 (0/0; 0/0 - Green Bay): Inactive in 14 games. Placed on injured reserve on December 31.

COLLEGE:

- Played in all 52 games over four seasons at TCU (2006-09) and made 38 starts at left tackle. Started every game except one in his final three seasons.
- As a senior (2009), appeared in all 13 games and made 12 starts. Was a member of a TCU team that posted the school's first undefeated regular season in 71 years, as well as its first-ever BCS bowl bid with an appearance in the Fiesta Bowl. Helped the Horned Frogs ranked in the top-10 nationally in scoring offense (38.3 points per game), total offense (456.7 yards per game) and rushing offense (239.5 yards per game). Was part of an offensive line that allowed just 12 sacks, which ranked sixth nationally. Set single-season school records for points scored (498) and total offense (5,937 yards). Earned third team All-American honors by Rivals.com and was an honorable mention All-America selection by SI.com. Earned first team All-Mountain West Conference recognition. Appeared on the Rotary Lombardi Award Watch List.
- As a junior (2008), started all 13 games at left tackle for the second consecutive season. Earned second team All-Mountain West Conference honors. Helped the Horned Frogs average 220.2 yards per game rushing which ranked 11th in the nation, and score 39 rushing touchdowns, tied for fifth in the country.
- As a sophomore (2007), started all 13 games at left tackle and earned honorable mention All-Mountain West Conference recognition.
- As a freshman (2006), appeared in all 13 games as a true freshman.
- Majored in advertising and public relations with a minor in art.

PERSONAL:

- Attended Lakeland Highlands (Texas) High School where he earned first team All-District 10-5A and offensive line MVP honors as a senior.
- Two-year letterman in football. Also lettered in track and field, weightlifting and wrestling.
- Was the 2006 UIL Texas state shot put champion.
- Competed in powerlifting and earned third place in the 2005 state championship.
- Participated in numerous clubs in high school including horticulture and Japanese clubs.
- Son of Sharon and John Newhouse.

- Father, John, played running back at the University of Houston and was a part of three Cotton Bowl teams (1977, 1979-80).
- Cousin, the late Robert Newhouse, played fullback for 12 seasons with the Dallas Cowboys (1972-83).
- Follow Newhouse on Twitter and on Instagram @MNewhouse73 .
- Born Marshall Edward Newhouse on Sept. 29, 1988 in Dallas, Texas.

MARSHALL NEWHOUSE'S NFL STATISTICS			
REGULAR SEASON			
Year	Team	GP	GS
2010	Green Bay	0	0
2011	Green Bay	16	13
2012	Green Bay	16	16
2013	Green Bay	15	2
2014	Cincinnati	15	5
2015	N.Y. Giants	14	14
2016	N.Y. Giants	10	6
2017	Oakland	14	14
2018	Buffalo	3	0
	Carolina	11	2
2019	New England	15	9
2020	Tennessee	3	0
NFL Totals		132	81
PLAYOFFS			
Year	Team	GP	GS
2011	Green Bay	1	0
2012	Green Bay	2	2
2013	Green Bay	1	0
2014	Cincinnati	1	0
2016	N.Y. Giants	1	1
2019	New England	1	0
NFL Totals		7	3
Starts Breakdown:			
2011 - LT 10, RT 3; 2012 - RT 16 (Playoffs - RT 2); 2013 - RT 2; 2014 - RT 3, extra OL 2; 2015 - RT 14; 2016 - LG 3, RT 3 (Playoffs - RT 1); 2017 - 14 RT; 2018 - LT 2; 2019 - LT 8, RT 1			
Additional Career Statistics			
Tackles - 3 (2012), 1 (2014)			



36 KAREEM ORR

CORNERBACK • 5'11" • 195 LBS • COLLEGE: CHATTANOOGA
ACQUIRED: FREE AGENT - 2019 • NFL EXPERIENCE (NFL/TITANS): 1/1
HOMETOWN: CHATTANOOGA, TENN.
GAMES PLAYED/GAMES STARTED: 7/0 (PLAYOFFS: 0/0)



PRO: The Titans originally signed Kareem Orr as a free agent on May 13, 2019 following a tryout at rookie minicamp. The 5-foot-11-inch, 195-pound cornerback spent the majority of his rookie campaign on the Titans' practice squad but did appear in two games and made nine tackles and a special teams stop. He appeared in 20 games with 18 starts over two seasons at Chattanooga and totaled 81 tackles, six tackles for loss, five interceptions, 13 passes defended, one forced fumble and three fumble recoveries. Orr played his first two seasons at Arizona State prior to transferring to Chattanooga, and was a consensus Freshman All-American after collecting six interceptions in 2015.

TITANS TIDBITS:

- Orr transferred to Chattanooga from Arizona State after his sophomore season because of the birth of his daughter, Scottie Jade.
- Orr is a big Liverpool fan and loves playing FIFA.

CAREER TRANSACTIONS:

- The Chattanooga, Tenn., native was signed by the Titans as a rookie free agent on May 13, 2019.
- Waived by the Titans on Aug. 31, 2019 and signed to the team's practice squad a day later.
- Signed by the Titans to their active roster from the practice squad on Oct. 26, 2019.
- Waived by the Titans on Oct. 28, 2019 and signed to the team's practice squad two days later.
- Signed by the Titans to their active roster from the practice squad on Nov. 26, 2019.
- Waived by the Titans on Dec. 14, 2019 and signed to the team's practice squad two days later.
- Signed by the Titans to a future's contract on Jan. 20, 2020.
- Waived by the Titans on Sept. 5, 2020 and signed to the team's practice squad a day later.
- Activated from the practice squad to the active roster COVID-19 replacement on Oct. 13, 2020.
- Activated from the practice squad to the active roster standard elevation on Oct. 17, 2020.
- Signed by the Titans to their active roster from the practice squad on Oct. 31, 2020.

SEASON RECAPS:

2020 (5/0): Placed on injured reserve on Nov. 21, 2020. Activated from injured reserve designated for return on Dec. 12, 2020.

- Against Buffalo (10/13), made his season debut as a reserve at cornerback and tallied four tackles. Collected a fumble recovery on special teams coverage units. Recovered an Andre Roberts fumble on a kickoff return that was forced by David Long Jr. late in the fourth quarter.
- Against Houston (10/18), played as a reserve on special teams.
- At Cincinnati (11/1), saw action as a reserve at cornerback and posted a tackle. Notched a special teams tackle on coverage units.
- Against Chicago (11/8), was inactive.
- Against Indianapolis (11/12), dressed but did not see action.
- At Jacksonville (12/13), returned to the lineup and played as a reserve on special teams.
- Against Detroit (12/20), notched a special teams tackle on coverage units.
- At Green Bay (12/27), was inactive.
- At Houston (1/3), was inactive.

2019 (2/0): Saw action as a reserve in two games during his rookie campaign and collected nine tackles and a special teams stop. Did not play

in one contest. Spent the first seven weeks on the Titans' practice squad before being elevated to the active roster in Week 8. Spent Weeks 9-12 on the practice squad before being signed to the active roster prior to Week 13. Spent the final five weeks, including all three postseason contests, on the Titans' practice squad. Tied for the team lead in special teams tackles once in 2019 (at OAK). Appeared in his first career NFL contest at Indianapolis (12/1/19).

- Against Tampa Bay (10/27), dressed but did not play.
- At Indianapolis (12/1), made his NFL debut as a reserve at cornerback and posted nine tackles.
- At Oakland (12/8), played as a reserve on special teams and tied for the team lead with a special teams tackle on coverage units.

COLLEGE:

- As a senior (2018), started all 11 games and tallied a career-high 45 tackles. Posted 1.5 tackles for loss, four interceptions, a team-leading 10 passes defended and one fumble recovery. Earned First Team All-Southern Conference recognition by the league's coaches and media.
- As a junior (2017), transferred to Chattanooga from Arizona State after the 2016 season. Saw action in nine games with seven starts and tallied 36 tackles, 4.5 tackles for loss, one interception, three passes defended, one forced fumble and two fumble recoveries.
- As a sophomore (2016), played in 11 games at Arizona State and recorded 53 tackles, one tackle for loss, one interception and five passes defended.
- As a freshman (2015), appeared in 12 games and posted 38 tackles, 1.5 tackles for loss, six interceptions, two passes defended and one forced fumble. Was a consensus Freshman All-American after setting the program's freshman record and finished seventh nationally in interceptions.
- Majored in communications at Chattanooga.

PERSONAL:

- Attended Notre Dame (Chattanooga, Tenn.) High School where he was rated the No. 49 corner in the nation by 24/7 Sports, the No. 56 corner by Scout, the No. 57 corner by Rivals, and the No. 68 corner by ESPN.
- Also played soccer in high school.
- Son of Marion Orr.
- Follow Orr on Twitter @reemknows1.
- Follow Orr on Instagram @kareemor1.
- Born Kareem Rasheed Orr on Jan. 2, 1997 in Chattanooga, Tenn.

KAREEM ORR'S DEFENSIVE GAME-BY-GAME

2019 Tennessee Titans

Date	Opp	W/L	P/S	Tot Solo	Asst	Sk	- Yds	QBP	TFL	Int - Yds	-TD	PD	FF	FR - Yds	SpT
Sept 8	@ Cle	W	PS												
Sept 15	Ind	L	PS												
Sept 19	@ Jax	L	PS												
Sept 29	@ Atl	W	PS												
Oct 6	Buf	L	PS												
Oct 13	@ Den	L	PS												
Oct 20	LAC	W	PS												
Oct 27	TB	WDNP													
Nov 3	@ Car	L	PS												
Nov 10	KC	W	PS												
Nov 24	Jax	W	PS												
Dec 1	@ Ind	W	p	9	7	2	0.0	0.0	0	0	0	0	0	0	0
Dec 8	@ Oak	W	p	0	0	0	0.0	0.0	0	0	0	0	0	0	1
Dec 15	Hou	L	PS												
Dec 22	NO	L	PS												
Dec 29	@ Hou	W	PS												
Totals			9-7	2/0	9	7	2	0.0	0.0	0	0	0	0	0	1
Playoffs															
Jan 4	@ NE	W	PS												
Jan 11	@ Bal	W	PS												
Jan 19	@ KC	L	PS												
Totals			2-1	0/0	0	0	0	0.0	0.0	0	0	0	0	0	0

2020 Tennessee Titans

Date	Opp	W/L	P/S	Tot Solo	Asst	Sk	- Yds	QBP	TFL	Int - Yds	-TD	PD	FF	FR - Yds	SpT
Sept 14	@ Den	W	PS												
Sept 20	Jax	W	PS												
Sept 27	@ Min	W	PS												
Oct 13	Buf	W	p	4	4	0	0.0	0.0	0	0	0	0	0	0	0
Oct 18	Hou	W	p	0	0	0	0.0	0.0	0	0	0	0	0	0	0
Oct 25	Pit	L	PS												
Nov 1	@ Cin	L	p	1	1	0	0.0	0.0	0	0	0	0	0	0	1
Nov 8	Chi	W	IA												
Nov 12	Ind	L	DNP												
Nov 22	@ Bal	W	IR												
Nov 29	@ Ind	W	IR												
Dec 6	Cle	L	IR												
Dec 13	@ Jax	W	p	0	0	0	0.0	0.0	0	0	0	0	0	0	0
Dec 20	Det	W	p	0	0	0	0.0	0.0	0	0	0	0	0	0	1
Dec 27	@ GB	L	IA												
Jan 3	@ Hou	W	IA												
Totals			11-5	5/0	5	5	0	0.0	0.0	0	0	0	0	0	2

KAREEM ORR'S NFL STATISTICS

REGULAR SEASON			TACKLES								INTERCEPTIONS					FUMBLES			
Year	Team	GP	GS	Tot	Solo	Asst	Sk	Yds	QBP	TFL	No	Yds	Lg	TD	PD	FF	FR	Yds	SpT
2019	Tennessee	2	0	9	7	2	0.0	0.0	0	0	0	0	0	0	0	0	0	0	1
2020	Tennessee	5	0	5	5	0	0.0	0.0	0	0	0	0	0	0	0	0	0	0	2
NFL Totals		7	0	14	12	2	0.0	0.0	0	0	0	0	0	0	0	0	0	0	3

PLAYOFFS			TACKLES								INTERCEPTIONS					FUMBLES			
Year	Team	GP	GS	Tot	Solo	Asst	Sk	Yds	QBP	TFL	No	Yds	Lg	TD	PD	FF	FR	Yds	SpT
2019	Tennessee	0	0	0	0	0	0.0	0.0	0	0	0	0	0	0	0	0	0	0	0
NFL Totals		0	0	0	0	0	0.0	0.0	0	0	0	0	0	0	0	0	0	0	0

Single-Game Highs

Tackles - 9 at Indianapolis (12/1/19)
 Special Teams Tackles - 1 (Three times, last vs. Detroit 12/20/20)

Additional Statistics

Special Teams Fumble Recoveries - 1 (2020)



47 MATT OVERTON

LONG SNAPPER • 6'1" • 243 LBS • COLLEGE: WESTERN WASHINGTON
ACQUIRED: FREE AGENT - 2020 • NFL EXPERIENCE (NFL/TITANS): 8/1
HOMETOWN: TRACY, CALIF.
GAMES PLAYED/GAMES STARTED: 109/0 (PLAYOFFS: 6/0)



Pro Bowl: 2013

PRO: The Titans signed free agent long snapper Matt Overton to the team's practice squad during Week 6 of the 2020 season to add insurance and experience to the long snapping position. The 6-foot-1-inch, 243-pounder has 100 games of NFL experience and was selected to the Pro Bowl following the 2013 season. The Tracy, Calif., native was originally signed as a rookie free agent by the Seattle Seahawks in 2007 but was released prior to the start of the season. He spent the 2008-10 seasons with the Tri-Cities Fever (AF2), Florida Tuskers (UFL) and Omaha Nighthawks (UFL). Overton has appeared in NFL games for the Indianapolis Colts (2012-16) and Jacksonville Jaguars (2017-18), and has also spent time with the Los Angeles Chargers.

CAREER HIGHLIGHTS:

- Overton appeared in all 16 games every season from 2012-16.
- In 2013, Overton was selected to his first career Pro Bowl while with the Colts.
- In 2014, Overton snapped for Colts punter Pat McAfee and kicker Adam Vinatieri, who were both named All-Pro and selected to the Pro Bowl.
- In 2015, Overton helped Vinatieri record his 18th career 100-point season and become the third player in NFL history to convert 300 field goals.

TITANS TIDBITS:

- Overton's father, Tom, played college football at Cal-State Hayward.
- Overton's grandfather, Paul Wallrof, played football at the University of Washington and was a long-time head football coach and athletic hall of fame inductee at the University of Puget Sound.
- Overton is the founder and president of Pros 2 Youth, a non-profit organization based in his hometown of Tracy, Calif.
- Overton is the co-owner of Led By Pros Youth Football Academy in Omaha, Neb., with former Ohio State Buckeyes running back Maurice Clarett.

CAREER TRANSACTIONS:

- The Tracy, Calif., native originally signed with the Seattle Seahawks as a rookie free agent following the 2007 NFL Draft.
- Waived by the Seahawks prior to the start of the season.
- Signed by the Tri-Cities Fever (AF2) in 2008.
- Signed by the Florida Tuskers (UFL) in 2009.
- Signed by the Seahawks as a free agent on Feb. 10, 2010.
- Waived by the Seahawks on March 16, 2010.
- Signed by the Seahawks on April 30, 2010.
- Waived by the Seahawks on Aug. 4, 2010.
- Signed by the Omaha Nighthawks in 2010.
- Signed as a free agent by the Indianapolis Colts on April 2, 2012.
- Waived by the Colts on May 1, 2017.
- Signed by the Jacksonville Jaguars as a free agent on Aug. 3, 2017.
- Signed by the Jaguars as a free agent on Oct. 12, 2018.
- Signed by the Los Angeles Chargers as a free agent on Nov. 15, 2019.
- Waived by the Chargers on Nov. 18, 2019.
- Signed by the Titans to the team's practice squad on Oct. 12, 2020.
- Activated from the practice squad to the active roster standard elevation on Nov. 7, 2020.
- Activated from the practice squad to the active roster standard elevation on Nov. 12, 2020.
- Activated from the practice squad to the active roster COVID-19 replacement on Nov. 21, 2020.

SEASON RECAPS:

2020 (9/0 - Tennessee):

- Against Chicago (11/8), made his Titans debut as a reserve at long snapper.
- Against Indianapolis (11/12), saw action as a reserve at long snapper.
- At Baltimore (11/22), played as a reserve at long snapper.
- At Indianapolis (11/29), served as the team's long snapper.
- Against Cleveland (12/6), played as a reserve at long snapper.
- At Jacksonville (12/13), saw action at long snapper.
- Against Detroit (12/20), served as the team's long snapper.
- At Green Bay (12/27), played as a reserve at long snapper.
- At Houston (1/3), saw action as a reserve at long snapper in the Titans' division-clinching victory.

2019 (0/0 - Los Angeles Chargers): Spent a portion of Week 11 with the Los Angeles Chargers but did not appear in a game.

2018 (11/0 - Jacksonville): Signed with the Jaguars during Week 6 and appeared in the club's remaining 11 games.

2017 (9/0 - Jacksonville): Played in the first nine games before being placed on injured reserve.

2016 (16/0 - Indianapolis): Saw action in all 16 games at long snapper for the fifth consecutive season.

2015 (16/0 - Indianapolis): Saw action in all 16 games at long snapper for the fourth consecutive season. Snapped for Colts kicker Adam Vinatieri who recorded his 18th career 100-point season and became the third player in the NFL to convert 300 field goals. Had two special teams tackles on the season.

2014 (16/0; 3/0 - Indianapolis): Played in all 16 games for the third consecutive season and appeared in all three postseason contests. Helped Colts kicker Adam Vinatieri and punter Pat McAfee both earn All-Pro recognition and be selected to the Pro Bowl. Posted eight special teams tackles and one postseason special teams tackle.

- At New England in the AFC Championship (1/18/15), recorded one special teams tackle.

2013 (16/0; 2/0 - Indianapolis): Named to his first career Pro Bowl after competing in all 16 games and both postseason contests. Added five special teams tackles on the season and one special teams tackle in the playoffs.

2012 (16/0; 1/0 - Indianapolis): Appeared in all 16 games and finished third on the team with nine special teams tackles. Saw action in one postseason contest.

2010 (Omaha Nighthawks): Named to the United Football League's top 10 players list.

2009 (Florida Tuskers): Helped the team record a 6-0 record while reaching the UFL Championship.

2008 (Tri-Cities Fever): Part of a team that won four games and finished fifth in the IFL's NC West.

2007 (0/0 - Seattle): Signed as an undrafted free agent but was released prior to the start of the season.

COLLEGE:

- Was a two-year starter at defensive end and long snapper for Western Washington (2005-06) and finished his career with 5.0 sacks, 7.5 tackles for loss, one interception, one forced fumble and seven passes defended.
- Prior to Western Washington, attended Diablo Valley College from 2003-04.

PERSONAL:

- Attended Tracy (Calif.) High School where he lettered two seasons as an offensive guard.
- Was an honorable mention San Joaquin Athletic Association All Star as a senior while serving as co-captain of the team.
- Also lettered in golf and baseball.
- Son of Tom Overton and Lisa Blair.
- Has two siblings, Stefan and Nicole.
- Follow Overton on Twitter and Instagram @MattOverton_LS.
- Born Matthew Overton on July 6, 1985 in Tracy, Calif.

MATT OVERTON'S NFL STATISTICS

REGULAR SEASON

Year	Team	GP	GS	SpT Tackles
2012	Indianapolis	16	0	9
2013	Indianapolis	16	0	5
2014	Indianapolis	16	0	8
2015	Indianapolis	16	0	2
2016	Indianapolis	16	0	2
2017	Jacksonville	9	0	0
2018	Jacksonville	11	0	1
2019	L.A. Chargers	0	0	0
2020	Tennessee	9	0	0
NFL Totals		109	0	27

PLAYOFFS

Year	Team	GP	GS	SpT Tackles
2012	Indianapolis	1	0	0
2013	Indianapolis	2	0	1
2014	Indianapolis	3	0	1
NFL Totals		6	0	2



20 SENORISE PERRY

RUNNING BACK • 6'0" • 210 LBS • COLLEGE: LOUISVILLE
ACQUIRED: FREE AGENT - 2020 • NFL EXPERIENCE (NFL/TITANS): 6/1
HOMETOWN: SUMMERVILLE, GA.
GAMES PLAYED/GAMES STARTED: 66/0 (PLAYOFFS: 1/0)



PRO: The Titans signed Senorise Perry during the 2020 offseason to add depth and special teams experience to the running back rotation. The former University of Louisville product has made his mark in the NFL on special teams coverage units and as a kickoff returner. The 6-foot, 210-pounder entered the NFL as a rookie free agent with the Chicago Bears in 2014. Perry has also spent time with the Miami Dolphins (2016-18) and the Buffalo Bills (2019).

TITANS TIDBITS:

- Perry wasn't among the rookie free agents signed in the days following the 2014 NFL Draft. He hit the tryout circuit and hoped to make an impression. Perry was one of two players signed by the Chicago Bears after a May tryout. He excelled on special teams in the preseason games and sealed his 53-man roster spot as an undrafted free agent.
- Perry excelled in track and field as a high school senior, winning the Georgia state titles in the 100 meters and long jump.
- Perry's hobbies include photography and he has a desire to learn how to deep sea fish.
- The best advice Perry has received came from his mother. She said, "always believe in yourself and trust in the man above."

CAREER TRANSACTIONS:

- The Summerville, Ga., native was originally signed by the Chicago Bears as a rookie free agent on May 19, 2014.
- Waived by the Bears on Aug. 28, 2016 and signed to the team's practice squad on Sept. 4, 2016.
- Released from the Bears' practice squad on Sept. 13, 2016.
- Signed by the Miami Dolphins to their practice squad on Oct. 12, 2016.
- Signed by the Dolphins to a future's contract on Jan. 10, 2017.
- Signed by the Buffalo Bills as an unrestricted free agent on March 28, 2019.
- Waived by the Bills with an injury settlement on Sept. 4, 2019.
- Signed by the Bills as a free agent on Oct. 8, 2019.
- Signed by the Titans as a free agent on April 30, 2020.

SEASON RECAPS:

- 2020 (7/0 - Tennessee):** Placed on injured reserve on Sept. 23, 2020. Activated from injured reserve designated for return on Nov. 18, 2020.
- At Denver (9/14), made his Titans debut as a reserve on special teams and tied for the team lead with a tackle on coverage units.
 - Against Jacksonville (9/20), played as a reserve at running back and carried the ball twice for nine yards with a first down.
 - At Baltimore (11/22), saw action as a reserve on special teams.
 - At Indianapolis (11/29), collected a special teams tackle on coverage units.
 - Against Cleveland (12/6), played as a reserve on special teams.
 - At Jacksonville (12/13), saw action as a reserve on special teams.
 - Against Detroit (12/20), posted a special teams tackle on coverage units.
 - At Green Bay (12/27), was inactive.
 - At Houston (1/3), was inactive.

2019 (11/0, 1/0 - Buffalo): Placed on injured reserve by the Bills on Aug. 31, 2019 following the preseason and was waived with an injury settlement on Sept. 4, 2019. Re-signed with club on Oct. 8, 2019. Saw action in 11 games and his first postseason contest in his only campaign with the Bills. Finished second on the team with six special teams tackles. Carried the ball three times for three yards and caught a one-yard pass. Returned one kickoff for two yards.

- Against N.Y. Jets (12/29), rushed three times for three yards and hauled in one reception for one yard in the regular season finale.

2018 (16/0 - Miami): Played in all 16 games primarily on special teams and registered eight kickoff returns for 164 yards. Posted 12 special teams tackles and a fumble recovery on coverage units.

- At Houston (10/25), posted three kickoff returns for 80 yards.
- Against Buffalo (12/2), notched a special teams fumble recovery on coverage units. Recovered a muffed punt by Isaiah McKenzie at the Bills' 36-yard line in the second quarter.
- At Buffalo (12/30), tallied one kickoff return for 18 yards and notched four special teams tackles on coverage units.

2017 (16/0 - Miami): Saw action in all 16 games and recorded eight carries for 30 yards. Added 10 kickoff returns for 202 yards. Registered nine special teams tackles on coverage units.

- Against Denver (12/3), rushed five times for 22 yards. Added one kickoff return for 20 yards and a solo special teams tackle. Brought down Isaiah McKenzie in the end zone for a safety on a Broncos' punt return in the fourth quarter. His five carries were the first rushing attempts of his career.
- Against New England (12/11), recorded two kickoff returns for 33 yards and notched two special teams tackles.
- Against Buffalo (12/31), produced three carries for eight yards and hauled in one reception for three yards. Added two kickoff returns for 59 yards.

2016 (0/0 - Chicago; 0/0 - Miami): Spent the offseason and training camp with the Bears before being waived on Aug. 28. Spent one week on the Bears' practice squad before being released. Spent 11 games on the Dolphins' practice squad.

2015 (0/0 - Chicago): Missed the entire season after he was placed on injured reserve on Sept. 1.

2014 (16/0 - Chicago): Played as a reserve primarily on special teams in all 16 games. Posted 10 special teams tackles and two forced fumbles on coverage units. Returned four kickoffs for 88 yards. Hauled in one reception for minus-one yard.

- Against Buffalo (9/7), made his NFL debut and recorded a special teams tackle on coverage units.
- At Carolina (10/5), tallied a special teams tackle and the first forced fumble of his career.
- At Detroit (11/27), hauled in one reception for minus-one yard. Added two special teams tackles and a forced fumble.

COLLEGE:

- Was a four-year letterman (2010-13) at Louisville. Played in 46 games with six starts and posted 289 carries for 1,409 yards and 18 touchdowns to go along with 36 receptions for 359 yards and a score. Tallied 22 kickoff returns for 513 yards. Collected 30 tackles and a forced fumble on special teams.
- As a senior (2013), played in all 13 games with six starts and posted 141 carries for 677 yards and six touchdowns. Hauled in 18 receptions for 178 yards and a score. Registered seven kickoff returns for 166 yards. Notched seven tackles and a forced fumble on special teams.
- As a junior (2012), played in 11 games and notched 136 carries for 705 yards and a team-best 11 touchdowns. Added 18 receptions for 181 yards and seven kickoff returns for 137 yards. Recorded five special teams tackles.
- As a sophomore (2011), played in all 13 games and recorded 12 carries

SENRISE PERRY'S NFL STATISTICS

REGULAR SEASON

Year	Team	GP	GS	RUSHING					RECEIVING				
				Att	Yds	Avg	Lg	TD	No	Yds	Avg	Lg	TD
2014	Chicago	16	0	0	0	-	0	0	1	-1	-1.0	-1	0
2015	Chicago	0	0						Injured Reserve				
2016	Chicago/Miami	0	0						Practice Squad				
2017	Miami	16	0	8	30	3.8	12	0	1	3	3.0	3	0
2018	Miami	16	0	0	0	-	0	0	0	0	-	0	0
2019	Buffalo	11	0	3	3	3.0	6	0	1	1	1.0	1	0
2020	Tennessee	7	0	2	9	4.5	6	0	0	0	-	0	0
NFL Totals		66	0	13	42	3.2	12	0	3	3	1.0	3	0

Year	Team	PUNT RETURNS						KICKOFF RETURNS				
		No	FC	Yds	Avg	Lg	TD	No	Yds	Avg	Lg	TD
2014	Chicago	0	0	0	0.0	-	0	4	88	22.0	21	0
2015	Chicago							Injured Reserve				
2016	Chicago/Miami							Practice Squad				
2017	Miami	0	0	0	0.0	-	0	10	202	20.2	37	0
2018	Miami	0	0	0	0.0	-	0	8	164	20.5	32	0
2019	Buffalo	0	0	0	0.0	-	0	1	2	2.0	2	0
NFL Totals		0	0	0	0.0	-	0	23	456	19.8	37	0

POSTSEASON

Year	Team	GP	GS	RUSHING					RECEIVING				
				Att	Yds	Avg	Lg	TD	No	Yds	Avg	Lg	TD
2019	Buffalo	1	0	0	0	0.0	-	0	0	0	0.0	-	0
NFL Totals		1	0	0	0	0.0	-	0	0	0	0.0	-	0

Year	Team	PUNT RETURNS						KICKOFF RETURNS				
		No	FC	Yds	Avg	Lg	TD	No	Yds	Avg	Lg	TD
2019	Buffalo	0	0	0	0.0	-	0	0	0	0.0	-	0
NFL Totals		0	0	0	0.0	-	0	0	0	0.0	-	0

Single-Game Highs

Rushing Attempts - 5 vs. Denver (12/3/17)
 Rushing Yards - 22 vs. Denver (12/3/17)
 Long Rush - 12 vs. Denver (12/3/17)
 Receptions - 1 (Three times, last vs. N.Y. Jets 12/29/19)
 Receiving Yards - 3 vs. Buffalo (12/31/17)
 Long Reception - 3 vs. Buffalo (12/31/17)
 Kickoff Returns - 4 at Carolina (11/13/17)
 Kickoff Return Yards - 87 at Carolina (11/13/17)
 Kickoff Return Long - 37 vs. Buffalo (12/31/17)

Additional Statistics

Special Teams Tackles - 10 (2014), 9 (2017), 12 (2018), 6 (2019), **2 (2020)**
 Special Teams Forced Fumbles - 2 (2014)
 Special Teams Fumble Recoveries - 1 (2018)
 Miscellaneous Fumble Recoveries - 1 (2017)
 Safeties - 1 (2017)



85 MYCOLE PRUITT

TIGHT END • 6'2" • 245 LBS • COLLEGE: SOUTHERN ILLINOIS
ACQUIRED: FREE AGENT - 2018 • NFL EXPERIENCE (NFL/TITANS): 5/3
HOMETOWN: SOUTH BEND, IND.
GAMES PLAYED/GAMES STARTED: 63/18 (PLAYOFFS: 4/2)



PRO: The Titans signed MyCole Pruitt from the Houston Texans' practice squad following Week 1 of the 2018 season. In his first two seasons with the club, he became an increasingly important member of the offense's tight end rotation, primarily excelling as a blocker. The 6-foot-2-inch, 245-pounder appeared in 31 games with 11 starts from 2018 through 2019 and totaled 15 receptions for 192 yards and two touchdowns. The Southern Illinois product was originally selected by the Minnesota Vikings in the fifth round of the 2015 NFL Draft and has also spent time with the Chicago Bears, Buffalo Bills and Houston Texans.

CAREER HIGHLIGHTS:

- In 2019, he played in all 16 games for the second time in his career and set a career high with 10 starts. He posted six receptions for 90 yards and one touchdown, and he added four catches for 28 yards in three playoff games (one start).
- In his first season with the Titans in 2018, Pruitt tallied nine catches for a career-best 102 yards with a touchdown.
- As a rookie in 2015, Pruitt saw action in all 16 games and grabbed 10 receptions for 89 yards.

TITANS TIDBITS:

- The name MyCole has a unique origin. Pruitt's mother's name is Colette. Cole means "people's victory" in Greek baby names. She named him MyCole for My-Victory. MyCole is his mother's victory.

CAREER TRANSACTIONS:

- The South Bend, Ind., native was originally selected by the Minnesota Vikings in the fifth round (143rd overall) of the 2015 NFL Draft.
- Waived by the Vikings on Nov. 8, 2016 and signed to the team's practice squad two days later.
- Signed by the Chicago Bears to their active roster from the Vikings' practice squad on Dec. 13, 2016.
- Waived by the Bears on Sept. 2, 2017.
- Signed by the Buffalo Bills to their practice squad on Sept. 4, 2017.
- Waived from the Bills practice squad on Sept. 14, 2017.
- Signed by the Houston Texans to their practice squad on Sept. 16, 2017.
- Signed by the Texans to their active roster from the practice squad on Dec. 5, 2017.
- Waived by the Texans on Sept. 2, 2018 and signed to the team's practice squad two days later.
- Signed by the Titans to their active roster from the Texans' practice squad on Sept. 10, 2018.

SEASON RECAPS:

2020 (11/4 - Tennessee):

- At Denver (9/14), started at tight end and snared a one-yard touchdown reception. Evened the score at 7-7 with an acrobatic one-yard touchdown grab from Ryan Tannehill in the second quarter.
- Against Jacksonville (9/20), played as a reserve at tight end.
- At Minnesota (9/27), saw action as a reserve at tight end and tied a career-best with two catches for 16 yards.
- Against Buffalo (10/13), missed the game while on reserve/COVID-19.
- Against Houston (10/18), missed the game while on reserve/COVID-19.
- Against Pittsburgh (10/25), started at tight end.
- At Cincinnati (11/1), started at tight end.
- Against Chicago (11/8), saw action as a reserve at tight end but left the game late in the first quarter with an injury.
- Against Indianapolis (11/12), was inactive.
- At Baltimore (11/22), was inactive.

- At Indianapolis (11/29), was inactive.
- Against Cleveland (12/6), started at tight end and hauled in a 22-yard touchdown reception. Scored another touchdown on a fumble recovery. Scored two touchdowns in a game for the first time in his career. Got open over the middle and hauled in a 22-yard touchdown pass early in the third quarter. Scooped up an A.J. Brown fumble and rumbled three yards for a touchdown in the third stanza.
- At Jacksonville (12/13), played as a reserve at tight end and helped open holes for Titans' rushers to gain 249 yards on the ground, including a 215-yard performance by Derrick Henry.
- Against Detroit (12/20), saw action as a reserve at tight end and grabbed one reception for 10 yards.
- At Green Bay (12/27), played as a reserve at tight end.
- At Houston (1/3), saw action as a reserve at tight end and blocked for Derrick Henry to gain a franchise-record 250 rushing yards in the Titans' division-clinching victory and in the process become the eighth player in NFL history to eclipse 2,000 rushing yards in a season.

2019 (16/10, 3/1 - Tennessee): Played in all 16 games with 10 starts at tight end and collected six receptions for 90 yards with a touchdown. Registered a special teams tackle on coverage units. Played in all three postseason contests with a start at tight end and notched four catches for 28 yards. Tied for the team lead in receptions once (at NE). Tied for the team lead in special teams tackles once (vs. BUF).

- Against Buffalo (10/6), started at tight end. Notched a special teams tackle on coverage units.
- Against L.A. Chargers (10/20), started at tight end and helped the offense amass 403 total yards.
- Against Kansas City (11/10), started at tight end and helped open holes for Titans' rushers to gain 225 yards on the ground.
- Against Jacksonville (11/24), saw action as a reserve at tight end and snared one pass for 20 yards.
- At Oakland (12/8), started at tight end and hauled in one pass for a career-long 42 yards. Set up a Titans touchdown by getting open down the seam and hauling in a 42-yard reception in the third stanza.
- Against Houston (12/15), started at tight end and helped open holes for Titans' rushers to gain 163 yards on the ground.
- Against New Orleans (12/22), started at tight end and caught two passes for 15 yards.
- At Houston (12/29), played as a reserve at tight end and caught two passes for 13 yards with a touchdown. Gave the Titans a 14-7 lead with a one-yard touchdown grab early in the second quarter.
- At New England (1/4), tied for the team lead with two catches for four yards.
- At Baltimore (1/11), started at tight end and grabbed one pass for 15 yards.
- At Kansas City (1/19), played as a reserve at tight end and snared one pass for nine yards.

2018 (15/1 - Tennessee): Played in 15 games with one start at tight end in his first season with the Titans. Registered nine receptions for a career-best 102 yards with a touchdown. Joined the Titans in Week 2 from the Texans' practice squad. Registered his first career touchdown reception against Washington (12/22/18).

- At Indianapolis (11/18), played as a reserve at tight end and caught one pass for 19 yards. Set up the Titans' touchdown with an acrobatic 19-yard catch down to the Colts' one-yard line in the fourth quarter.
- At Houston (11/26), saw action as a reserve at tight end and caught one pass for 13 yards.

- Against N.Y. Jets (12/2), played as a reserve at tight end and caught one pass for four yards.
- Against Jacksonville (12/6), saw action as a reserve at tight end and snared one reception for nine yards.
- At N.Y. Giants (12/16), played as a reserve at tight end and hauled in one reception for two yards.
- Against Washington (12/22), started at tight end and snared two receptions for 29 yards with a touchdown. Kickstarted a Titans' scoring drive with a 27-yard catch over the middle late in the third quarter. Gave the Titans a 19-16 lead with his first career touchdown catch, a two-yard play-action reception for the winning score, in the final stanza.
- Against Indianapolis (12/30), played as a reserve at tight end and caught two passes for 26 yards.

2017 (1/0 - Houston): Saw action in one game as a reserve tight end. Was inactive for one contest before being placed on injured reserve on Dec. 19, 2017. Spent 10 weeks on the Texans' practice squad. Spent the first week on the Buffalo Bills' practice squad.

2016 (2/0 - Minnesota; 2/0 - Chicago): Appeared in two games as a reserve with the Vikings and caught one pass for seven yards. Was inactive for six games. Spent five weeks on the Vikings' practice squad before signing to the Bears' active roster. Saw action in two games as a reserve with the Bears and snared one reception for six yards. Was inactive for one contest.

- Against N.Y. Giants (10/3), caught one pass for a seven-yard gain as a member of the Vikings.
- At Minnesota (1/1), recorded one reception for six yards in the season finale as a member of the Bears.

2015 (16/3, 1/1 - Minnesota): Played in all 16 games as a rookie and logged three starts. Hauled in 10 receptions for 89 yards. Started his first career postseason game and amassed two receptions for 22 yards.

- At Arizona (12/10), tied a career-high two receptions for a career-high 36 receiving yards.

COLLEGE:

- Played four seasons (2011-14) at Southern Illinois and finished his career as the Missouri Valley Football Conferences' all-time leader in career receptions (211), receiving yards (2,601) and receiving touchdowns (25) among tight ends. Named the best tight end in the history of the Missouri Valley Football Conference as part of the conference's 30-year anniversary.
- Named a consensus First-Team All-American following the 2013 and 2014 seasons. Was twice named the CFPA's FCS Tight End of the Year (2013, 2014).
- Holds the Southern Illinois career record with 221 receptions and the Southern Illinois single-season record with 81 receptions.
- As a senior (2014), named first-team All-American by the Associated Press, AFCA, ADA, The Sports Network and Walter Camp Foundation and was a first-team All-MVFC selection. Posted a school record and led the MVFC with 81 receptions. Had 13 touchdown receptions, including at least one in every MVFC game.
- As a junior (2013), started 10 games, but missed the final two games of the season after playing the second half against Missouri State with a broken leg. Led the MVFC and was third in the nation with 48 receptions by a tight end. Led the MVFC and was second in the nation with 601 receiving yards by a tight end. Finished third in the MVFC with 4.8 receptions per game.

- As a sophomore (2012), started all 11 games at tight end and led the team with 49 receptions, 577 receiving yards and four touchdown receptions.
- As a redshirt freshman (2011), started eight games, including the final seven games of the season and led the team in receptions, receiving yards and receiving touchdowns.
- Graduated in December 2014 from Southern Illinois with a bachelor's degree in industrial technology.

PERSONAL:

- Attended Kirkwood (Mo.) High School and named all-conference three times as a defensive end and as a tight end as a senior.
- As a senior, caught 30 passes for 397 yards and six touchdowns and posted 50 tackles, 14 tackles for a loss and six sacks.
- His team advanced to the second round of the playoffs in his junior season, and went 10-1 and made the state playoffs during his sophomore year.
- Played volleyball, track and field and basketball in high school, leading his basketball team to a 2008-09 district title.
- Follow Pruitt on Twitter and on Instagram at @flyycole_x4.
- Born MyCole Pruitt on March 24, 1992 in South Bend, Ind.

MyCOLE PRUITT'S TITANS GAME-BY-GAME

2018 Tennessee Titans

Date	Opp.	W/L	P/S	RECEIVING				
				No	Yds	Avg	Lg	TD
Sept 16	Hou	W	p	0	0	-	0	0
Sept 23	@ Jax	W	p	0	0	-	0	0
Sept 30	Phi	W	p	0	0	-	0	0
Oct 7	@ Buf	L	p	0	0	-	0	0
Oct 14	Bal	L	p	0	0	-	0	0
Oct 21	@ LAC	L	p	0	0	-	0	0
Nov 5	@ Dal	W	p	0	0	-	0	0
Nov 11	NE	W	p	0	0	-	0	0
Nov 18	@ Ind	L	p	1	19	19.0	19	0
Nov 26	@ Hou	L	p	1	13	13.0	13	0
Dec 2	NYJ	W	p	1	4	4.0	4	0
Dec 6	Jax	W	p	1	9	9.0	9	0
Dec 16	@ NYG	W	p	1	2	2.0	2	0
Dec 22	Was	W	S	2	29	14.5	27	1
Dec 30	Ind	L	p	2	26	13.0	17	0
Totals		9-6	15/1	9	102	11.3	27	1

2019 Tennessee Titans

Date	Opp.	W/L	P/S	RECEIVING				
				No	Yds	Avg	Lg	TD
Sept 8	@ Cle	W	p	0	0	-	0	0
Sept 15	Ind	L	S	0	0	-	0	0
Sept 19	@ Jax	L	p	0	0	-	0	0
Sept 29	@ Atl	W	p	0	0	-	0	0
Oct 6	Buf	L	S	0	0	-	0	0
Oct 13	@ Den	L	S	0	0	-	0	0
Oct 20	LAC	W	S	0	0	-	0	0
Oct 27	TB	W	S	0	0	-	0	0
Nov 3	@ Car	L	S	0	0	-	0	0
Nov 10	KC	W	S	0	0	-	0	0
Nov 24	Jax	W	p	1	20	20.0	20	0

Dec 1	@	Ind	W	p	0	0	-	0	0
Dec 8	@	Oak	W	S	1	42	42.0	42	0
Dec 15		Hou	L	S	0	0	-	0	0
Dec 22		NO	L	S	2	15	7.5	10	0
Dec 29	@	Hou	W	p	2	13	6.5	12	1
Totals			9-7	16/10	6	90	15.0	42	1

Playoffs

Jan 4	@	NE	W	p	2	4	2.0	4	0
Jan 11	@	Bal	W	S	1	15	15.0	15	0
Jan 19	@	KC	L	p	1	9	9.0	9	0
Totals			2-1	3/1	4	28	7.0	15	0

2020 Tennessee Titans

Date	Opp.	W/L	P/S	RECEIVING					
				No	Yds	Avg	Lg	TD	
Sept 14	@ Den	W	S	1	1	1.0	1	1	
Sept 20	Jax	W	p	0	0	-	0	0	
Sept 27	@ Min	W	p	2	16	8.0	10	0	
Oct 13	Buf	W	R/C						
Oct 18	Hou	W	R/C						
Oct 25	Pit	L	S	0	0	-	0	0	
Nov 1	@ Cin	L	S	0	0	-	0	0	
Nov 8	Chi	W	p	0	0	-	0	0	
Nov 12	Ind	L	IA						
Nov 22	@ Bal	W	IA						
Nov 29	@ Ind	W	IA						
Dec 6	Cle	L	S	1	22	22.0	22t	1	
Dec 13	@ Jax	W	p	0	0	-	0	0	
Dec 20	Det	W	p	1	10	10.0	10	0	
Dec 27	@ GB	L	p	0	0	-	0	0	
Jan 3	@ Hou	W	p	0	0	-	0	0	
Totals			11-5	11/4	5	49	9.8	22t	2

MyCOLE PRUITT'S NFL STATISTICS

REGULAR SEASON

Year	Team	GP	GS	RECEIVING					RUSHING				
				No	Yds	Avg	Lg	TD	Att	Yds	Avg	Lg	TD
2015	Minnesota	16	3	10	89	8.9	32	0	0	0	0	0	
2016	MIN/CHI	4	0	2	13	6.5	7	0	0	0	0	0	
2017	Houston	1	0	0	0	-	0	0	0	0	0	0	
2018	Tennessee	15	1	9	102	11.3	27	1	0	0	0	0	
2019	Tennessee	16	10	6	90	15.0	42	1	0	0	0	0	
2020	Tennessee	11	4	5	49	9.8	22t	2	0	0	0	0	
NFL Totals		63	18	32	343	10.7	42	4	0	0	-	0	0

PLAYOFFS

Year	Team	GP	GS	RECEIVING					RUSHING				
				No	Yds	Avg	Lg	TD	Att	Yds	Avg	Lg	TD
2015	Minnesota	1	1	2	22	11.0	18	0	0	0	0	0	
2019	Tennessee	3	1	4	28	7.0	15	0	0	0	0	0	
NFL Totals		4	2	6	50	8.3	18	0	0	0	-	0	0

Single-Game Highs


Receptions - **2 (Eight times, last at Minnesota 9/27/20)**
 Receiving Yards - 42 at Oakland (12/8/19)
 Long Reception - 42 at Oakland (12/8/19)
 Touchdowns - **1 (Four times, last vs. Cleveland 12/6/20)**

Playoff Single-Game Highs

Receptions - 2 (Twice, last at New England 1/4/20)
 Receiving Yards - 22 vs. Seattle (1/10/16)
 Long Reception - 18 vs. Seattle (1/10/16)

Additional Statistics

Special Teams Tackles - 1 (2015), 1 (2016), 1 (2019)
 Kickoff Returns - 1 for 12 yards (2015)
 Fumble Recovery For Touchdown - **1 vs. Cleveland (12/6/20)**



72 DAVID QUESSENBERRY

OFFENSIVE LINEMAN • 6'5" • 305 LBS • COLLEGE: SAN JOSE STATE
 ACQUIRED: FREE AGENT - 2018 • NFL EXPERIENCE (NFL/TITANS): 2/1
 HOMETOWN: LA JOLLA, CALIF.
 GAMES PLAYED/GAMES STARTED: 18/6 (PLAYOFFS: 0/0)

PRO: The Titans signed offensive lineman David Quessenberry to the practice squad during Week 2 of the 2018 season. The 6-foot-5-inch, 305-pounder was originally drafted by the Houston Texans in the sixth round (176th overall) of the 2013 NFL Draft. He spent his rookie season on injured reserve, and spent the 2014-16 seasons on reserve/non-football illness list after being diagnosed with non-Hodgkin's lymphoma in June 2014. He was medically cleared and returned to action in 2017 as a member of the Texans practice squad. He was signed to the active roster on Dec. 19, 2017 and appeared in two contests for Houston. Quessenberry spent majority of the 2018 season on the Titans' practice squad, and in 2019 he spent time on the team's active roster and practice squad. The La Jolla, Calif., native appeared in a career-high four games in 2019 and caught his first career touchdown.

CAREER HIGHLIGHTS:

- In 2019, Quessenberry appeared in a career-high four games for the Titans and caught his first career touchdown on a one-yard catch.

TITANS TIDBITS:

- Quessenberry was diagnosed with non-Hodgkin's lymphoma in June 2014. He returned to Houston's practice squad in 2017 and made his NFL debut in Week 16 of the 2017 season.
- Named the Professional Football Writers of America's 2017 George Halas Award, given to a player, coach or staff member in the NFL who overcomes adversity to succeed.
- His father, David Sr., graduated from the Naval Academy in 1980 where he played football for the Midshipmen.
- His younger brother, Paul, played defensive end and linebacker for Navy.
- His youngest brother, Scott, was an offensive lineman at UCLA and currently plays for the Los Angeles Chargers.

CAREER TRANSACTIONS:

- The La Jolla, Calif., native was selected by the Houston Texans in the sixth round (176th overall) of the 2013 NFL Draft.
- Placed on reserve/non-football illness list on Aug. 25, 2014.
- Placed on reserve/non-football illness list on Sept. 1, 2015.
- Placed on reserve/non-football illness list on May 31, 2016.
- Reinstated by the Texans on Feb. 7, 2017.
- Waived by the Texans on Sept. 2, 2017 and added to the team's practice squad a day later.
- Signed to the Texans active roster from the practice squad on Dec. 19, 2017.
- Waived by the Texans on Sept. 1, 2018.
- Signed by the Titans to the practice squad on Sept. 11, 2018.
- Signed by the Titans to a future's contract on Jan. 1, 2019.
- Waived by the Titans on Oct. 7, 2019 and signed to the team's practice squad a day later.
- Signed by the Titans to a future's contract on Jan. 20, 2020.
- Activated from the practice squad to the active roster COVID-19 replacement on Oct. 13, 2020.
- Activated from the practice squad to the active roster standard elevation on Oct. 24, 2020.

SEASON RECAPS:

2020 (12/6 - Tennessee): Started his first career NFL contest at Indianapolis (11/29/20).
 • Against Buffalo (10/13), made his season debut as a reserve on special

teams.

- Against Pittsburgh (10/25), played as a reserve on special teams.
- At Cincinnati (11/1), saw action as a reserve on special teams.
- Against Chicago (11/8), played as a reserve as an extra tight end in jumbo formations.
- Against Indianapolis (11/12), saw action as a reserve on the offensive front.
- At Baltimore (11/22), entered the game as a reserve at left tackle in the fourth quarter after Ty Sambrailo left the game with an injury.
- At Indianapolis (11/29), made his first career NFL start at left tackle and blocked for Titans' rushers to gain 229 yards on 45 carries. Member of an offensive front that allowed just one sack on 22 pass attempts.
- Against Cleveland (12/6), started at left tackle.
- At Jacksonville (12/13), started at left tackle and helped open holes for Titans' rushers to gain 249 yards on the ground, including a 215-yard performance by Derrick Henry.
- Against Detroit (12/20), started at left tackle and helped block for Titans' ball carriers to gain 195 yards and score three touchdowns on the ground.
- At Green Bay (12/27), started at left tackle.
- At Houston (1/3), started at left tackle and blocked for Derrick Henry to gain a franchise-record 250 rushing yards in the Titans' division-clinching victory and in the process become the eighth player in NFL history to eclipse 2,000 rushing yards in a season.

2019 (4/0 - Tennessee): Played in a career-high four games as a reserve and snared a touchdown reception. Was inactive for one contest. Spent the final 14 weeks, including all three postseason contests, on the Titans' practice squad.

- At Cleveland (9/8), made his Titans debut as a reserve on special teams.
- Against Indianapolis (9/15), played as a reserve and hauled in his first career touchdown reception. Evened the score at 7-7 with his first career reception, a one-yard touchdown catch, on the first play of the second quarter.
- At Jacksonville (9/19), saw limited action as an extra tight end.
- At Atlanta (9/29), played as a reserve on special teams and as an extra tight end.

2018 (0/0 - Tennessee): Spent the final 15 games of the season with the Titans on the practice squad.

2017 (2/0- Houston): Spent majority of the season on the practice squad before being signed to the active roster Week 16. Appeared in the final two contests.

- Against Pittsburgh (12/25), made his NFL debut three years after being diagnosed with lymphoma and served as a team captain.
- At Indianapolis (12/31), saw action as an extra tackle.

2016 (0/0- Houston): Spent the entire season on the reserve/non-football illness list.

2015 (0/0- Houston): Spent the entire season on the reserve/non-football illness list.

2014 (0/0- Houston): Spent the entire season on the reserve/non-football illness list.

2013 (0/0- Houston): Was inactive for the season opener at San Diego (9/9) before being placed on injured reserve Sept. 10.

COLLEGE:

- In four seasons at San Jose State (2009-12), Quessenberry appeared in 49 games, starting the final 37 contests he appeared in at left tackle.
- As a senior (2012), started all 12 games at left tackle and earned All-Western Athletic Conference first-team honors. Became the first offensive lineman in program history to play in the Senior Bowl after recording 32 touchdown-resulting blocks. Named a finalist for the Burlsworth Trophy, given to the top FBS player that began his career as a non-scholarship player.
- As a junior (2011), started all 12 games at left tackle and earned second-team All-WAC honors as a junior.
- As a sophomore (2010), started all 13 games after taking over left tackle duties. Also contributed on special teams as a punt protector and lineman on kick-scoring tries. Placed on scholarship prior to the beginning of the season after walking on as a freshman.
- As a redshirt freshman (2009), played in all 12 games as a reserve offensive tackle and extra tight end.
- As a freshman (2008), redshirted.
- Graduated from San Jose State in December 2012 with a degree in history.

PERSONAL:

- Attended La Costa Canyon (Calif.) High School where he helped lead the Mavericks to a 7-4 record as a senior.
- As a junior, the 6-foot-3 inch, 190-pounder helped the Mavericks reach a 9-3 record. He grew two inches and added 35 pounds to his frame following his junior season.
- Also lettered in lacrosse.
- Follow Quessenberry on Twitter and Instagram at @davidqberry.
- Born David Quessenberry on Aug. 24, 1990 in La Jolla, Calif.

DAVID QUESSENBERRY'S NFL STATISTICS**REGULAR SEASON**

Year	Team	GP	GS
2017	Houston	2	0
2019	Tennessee	4	0
2020	Tennessee	12	6
NFL Totals		18	6

Starts Breakdown:

2020 - LT 6

Additional Career Statistics

Receptions - 1-yard touchdown (vs. Indianapolis 9/15/19)



57 WYATT RAY

OUTSIDE LINEBACKER • 6'3" • 255 LBS • COLLEGE: BOSTON COLLEGE
ACQUIRED: FREE AGENT - 2020 • NFL EXPERIENCE (NFL/TITANS): 1/1
HOMETOWN: BOCA RATON, FLA.
GAMES PLAYED/GAMES STARTED: 4/1 (PLAYOFFS: 0/0)



PRO: The Titans signed free agent Wyatt Ray during the 2020 training camp to add depth at the outside linebacking position. The 6-foot-3-inch, 255-pounder originally signed with the Cleveland Browns as a rookie free agent following the 2019 NFL Draft. The Boca Raton, Fla., native has also spent time with the Houston Texans, Buffalo Bills and New York Jets.

TITANS TIDBITS:

- Ray is the grandson of the late legendary singer Nat King Cole and is the nephew of the late Natalie Cole.

CAREER TRANSACTIONS:

- The Boca Raton, Fla., native originally signed with the Cleveland Browns as a rookie free agent following the 2019 NFL Draft.
- Waived by the Browns on Aug. 31, 2019.
- Signed by the Houston Texans to the team's practice squad on Sept. 2, 2019.
- Waived by the Texans on Oct. 3, 2019.
- Signed by the Buffalo Bills to the team's practice squad on Oct. 8, 2019.
- Waived by the Bills on Nov. 6, 2019.
- Signed by the New York Jets to the team's practice squad on Nov. 25, 2019.
- Signed by the Jets to a future's contract on Dec. 31, 2019.
- Waived by the Jets on Aug. 3, 2020.
- Signed by the Titans as a free agent on Aug. 13, 2020.
- Waived by the Titans on Sept. 5, 2020 and signed to the practice squad a day later.
- Activated from the practice squad to the active roster standard elevation on Nov. 7, 2020.
- Activated from the practice squad to the active roster standard elevation on Dec. 12, 2020.
- Activated from the practice squad to the active roster COVID-19 replacement on Dec. 19, 2020.

SEASON RECAPS:

2020 (4/1 - Tennessee): Has led the team in sacks once in 2020 (at GB). Has tied for the team lead in quarterback pressures once in 2020 (at GB). Made his NFL debut against Chicago (11/8/20). Made his first career start at Houston (1/3/21).

- Against Chicago (11/8), saw action in his first NFL contest as a reserve at outside linebacker and on special teams.
- At Jacksonville (12/13), was inactive.
- Against Detroit (12/20), played as a reserve at outside linebacker and on special teams. Notched a special teams tackle on coverage units.
- At Green Bay (12/27), saw action as a reserve at outside linebacker and registered his first career sack. Halted a potential Packers' scoring drive by dropping Aaron Rodgers for a 17-yard sack on fourth-and-three in the second quarter.
- At Houston (1/3), made his first career start at outside linebacker in the

Titans' division-clinching victory.

2019 (0/0, 0/0 - Houston; 0/0, 0/0 - Buffalo; 0/0 - N.Y. Jets): Waived by the Cleveland Browns following the preseason. Spent time on the practice squads of the Houston Texans, Buffalo Bills and New York Jets.

COLLEGE:

- During a four-year career at Boston College (2015-18), Ray appeared in 50 games and totaled 114 tackles, 24 tackles for loss, 17 sacks, one forced fumble and one interception as a defensive end for the Eagles.
- As a senior (2018), appeared in 12 games at defensive end and recorded 44 tackles, 11.5 tackles for loss and nine sacks. Earned third-team All-ACC recognition.
- As a junior (2017), played in 13 games with four starts at defensive end. Tallied 39 tackles, four tackles for loss, 2.5 sacks and one interception.
- As a sophomore (2016), saw action in all 13 games and notched 27 tackles, seven tackles for loss, 4.5 sacks and one forced fumble.
- As a freshman (2015), played in all 12 games and amassed four tackles, 1.5 tackles for loss and a half sack.
- Majored in applied psychology and human development at Boston College.

PERSONAL:

- Attended St. Thomas Aquinas (Fla.) High School where he earned All-State Class 7A first-team honors and first-team All-Country accolades as a senior after recording 70 tackles, 20.0 tackles for loss, 7.5 sacks, two forced fumbles and one fumble recovery.
- Son of Casey Ray.
- Follow Ray on Instagram @wyatrray11.
- Born Wyatt Cole Ray on Oct. 24, 1996 in Boca Raton, Fla.

WYATT RAY'S DEFENSIVE GAME-BY-GAME

2020 Tennessee Titans

Date	Opp	W/L	P/S	Tot	Solo	Asst	Sk	- Yds	QBP	TFL	Int	Yds	-TD	PD	FF	FR	Yds	SpT	
Sept 14	@ Den	W	PS																
Sept 20	Jax	W	PS																
Sept 27	@ Min	W	PS																
Oct 13	Buf	W	PS																
Oct 18	Hou	W	PS																
Oct 25	Pit	L	PS																
Nov 1	@ Cin	L	PS																
Nov 8	Chi	W	p	0	0	0	0.0	0.0	0	0	0	0	0	0	0	0	0	0	0
Nov 12	Ind	W	PS																
Nov 22	@ Bal	W	PS																
Nov 29	@ Ind	W	PS																

Dec 6	Cle	L	PS																
Dec 13	@ Jax	W	IA																
Dec 20	Det	W	p	0	0	0	0.0	0.0	0	0	0	0	0	0	0	0	0	0	1
Dec 27	@ GB	L	p	1	1	0	1.0	17.0	1	1	0	0	0	0	0	0	0	0	0
Jan 3	@ Hou	W	S	0	0	0	0.0	0.0	0	0	0	0	0	0	0	0	0	0	0
Totals				11-5	4/1		1	1	0	1.0	17.0	1	1	0	0	0	0	0	1

WYATT RAY'S NFL STATISTICS

REGULAR SEASON			TACKLES								INTERCEPTIONS					FUMBLES			
Year	Team	GP	GS	Tot	Solo	Asst	Sk	Yds	QBP	TFL	No	Yds	Lg	TD	PD	FF	FR	Yds	SpT
2019	HOU/BUF/NYJ																		
							Practice Squad												
2020	Tennessee	4	1	1	1	0	1.0	17.0	1	1	0	0	0	0	0	0	0	0	1
NFL Totals		4	1	1	1	0	1.0	17.0	1	1	0	0	0	0	0	0	0	0	1

Single-Game Highs

Tackles - **1 at Green Bay (12/27/20)**

Sacks - **1 at Green Bay (12/27/20)**

Special Teams Tackles - **1 vs. Detroit (12/20/20)**



14 KALIF RAYMOND

WIDE RECEIVER • 5'8" • 182 LBS • COLLEGE: HOLY CROSS
 ACQUIRED: FREE AGENT - 2018 • NFL EXPERIENCE (NFL/TITANS): 3/2
 HOMETOWN: LAWRENCEVILLE, GA.
 GAMES PLAYED/GAMES STARTED: 35/4 (PLAYOFFS: 2/0)

PRO: The Titans signed Kalif Raymond to the practice squad during Week 17 of the 2018 season to add speed to the receiving corps as well as return ability. In 2019, he was on the practice squad for six games before being elevated to the 53-man roster. He appeared in a total of eight games during the regular season as a reserve receiver and returner. In the postseason, he played in two games with one start. The 5-foot-8-inch, 182-pounder was originally signed by the Denver Broncos as an undrafted free agent following the 2016 NFL Draft and appeared in four games as a rookie. The Lawrenceville, Ga., native also spent Weeks 4-5 of the 2018 season on the Titans practice squad, and has spent time with the New York Jets and New York Giants.

CAREER HIGHLIGHTS:

- In 2019, Raymond saw action in eight games during the regular season and produced nine receptions for 170 yards and one touchdown, four punt returns for 45 yards (11.3 avg.) and 18 kickoff returns for 403 yards (22.4 avg.). Additionally, he appeared in two playoff games and recorded a 45-yard touchdown catch.
- In 2017, appeared in eight games for both the New York Jets (2), and New York Giants (6). He returned 18 punts for 99 yards, and returned 14 kickoffs for 271 yards on the season.
- In 2016, made his NFL debut with the Denver Broncos and appeared in four contests as a rookie. Returned 11 punts for 111 yards, as well as six kickoffs for 137 yards.

TITANS TIDBITS:

- Raymond was a dual-sport collegiate athlete, competing in football as well as track and field during his senior season at Holy Cross. He placed second in the 100-meter dash at the 2015 New England Outdoor Championship with a time of 10.71 seconds.
- Raymond received little interest from college football programs when he was a student at Greater Atlanta Christian (Ga.) High School, partly due to a serious injury he suffered as a senior. Undeterred, he began sending emails to colleges with football programs and high academic standards. The only schools to respond were Lehigh, Georgetown and Holy Cross, and he chose the latter.
- In preparation for the 2016 NFL Draft, Raymond, who was not invited to the NFL Scouting Combine, was allowed to participate in Harvard's pro day since Holy Cross did not host a pro day.

CAREER TRANSACTIONS:

- The Lawrenceville, Ga., native originally signed with the Denver Broncos as a rookie free agent following the 2016 NFL Draft.
- Waived by the Broncos on Sept. 4, 2016 and signed to the practice squad a day later.
- Signed to the Broncos active roster off of the practice squad on Dec. 2, 2016.
- Waived by the Broncos on Sept. 2, 2017.
- Claimed by the New York Jets off waivers from the Broncos on Sept. 3, 2017.
- Waived by the Jets on Sept. 20, 2017 and signed to the practice squad a day later.
- Waived by the Jets on Sept. 27, 2017.
- Signed by the New York Giants on Oct. 11, 2017 to the team's practice squad.
- Waived by the Giants on Oct. 31, 2017 and was signed to the practice squad a day later.

- Signed to the Giants active roster off of the practice squad on Nov. 14, 2017.
- Waived by the Giants on Sept. 2, 2018.
- Signed by the Titans to the team's practice squad on Sept. 25, 2018.
- Waived by the Titans on Oct. 2, 2018.
- Signed by the Giants to the team's practice squad on Oct. 16, 2018.
- Waived by the Giants on Oct. 18, 2018.
- Signed by the Titans to the team's practice squad on Dec. 24, 2018.
- Waived by the Titans on Sept. 7, 2019 and was signed to the team's practice squad two days later.
- Signed by the Titans to their active roster from the practice squad on Oct. 26, 2019.

SEASON RECAPS:

- 2020 (15/3 - Tennessee):** Collected a career-high three receptions and a career-best 118 receiving yards at Minnesota (9/27/20). Has led the team in receiving yards once in 2020 (at MIN). Has tied for the team lead in special teams tackles once in 2020 (vs. IND).
- At Denver (9/14), played as a reserve at wide receiver and as a return specialist. Registered three punt returns for 19 yards and one kickoff return for 19 yards.
 - Against Jacksonville (9/20), returned three kickoffs for 52 yards.
 - At Minnesota (9/27), played as a reserve at wide receiver and set career-highs with three receptions and a team-best 118 receiving yards. Returned one kickoff for 30 yards and two punts for five yards. Set up the Titans' opening field goal with a diving 44-yard catch down the left sideline in the first quarter. Kickstarted the Titans' second touchdown drive with a 61-yard reception down to the Vikings' four-yard line late in the third quarter.
 - Against Buffalo (10/13), started at wide receiver and snagged two receptions for 26 yards. Returned two punts for 40 yards and two kickoffs for 35 yards. Set up the Titans' second touchdown with a 40-yard punt return down the left sideline to the Bills' 20-yard line late in the first quarter.
 - Against Houston (10/18), saw action as a reserve at wide receiver and recorded three catches for 32 yards. Returned three kickoffs for 63 yards and three punts for 20 yards.
 - Against Pittsburgh (10/25), returned three kickoffs for 43 yards and one punt for five yards.
 - At Cincinnati (11/1), played as a reserve at wide receiver and caught one pass for 11 yards. Returned one kickoff for 19 yards and one punt for three yards.
 - Against Chicago (11/8), returned three punts for 49 yards and one kickoff for 14 yards. His 16.3-yard punt return average was the best of his career in a game with at least three returns.
 - Against Indianapolis (11/12), started at wide receiver. Returned one punt for two yards. Registered a special teams tackle on coverage units.
 - At Baltimore (11/22), played as a reserve at wide receiver and punt returner.
 - At Indianapolis (11/29), saw action as a reserve at wide receiver and as a punt returner. Returned four punts for a career-high 52 yards with a long return of 17 yards.
 - Against Cleveland (12/6), played as a reserve on special teams. Fair caught two punts as a returner.
 - At Jacksonville (12/13), saw action as reserve at wide receiver and on special teams. Returned two punts for 13 yards.
 - Against Detroit (12/20), missed the game while on reserve/COVID-19.
 - At Green Bay (12/27), played as a reserve at wide receiver.
 - At Houston (1/3), saw action as a reserve at wide receiver and on special teams in the Titans' division-clinching victory. Notched a tackle on a fake punt and posted a fair catch as a punt returner.

2019 (8/1, 2/0 - Tennessee): Played in eight games with a start at wide receiver and posted career-highs with nine receptions, 170 receiving yards and a touchdown. Returned a team-high 18 kickoffs for a team-best 403 yards. Also returned four punts for 45 yards. Collected four special teams tackles on coverage units. Was inactive for the regular season finale. Spent six weeks on the Titans' practice squad before being elevated to the active roster on Oct. 26. Appeared in two postseason contests and grabbed a 45-yard touchdown reception. Returned four kickoffs for 68 yards and one punt for nine yards. Was inactive for the wild card playoff game. Led the team in receiving yards twice (vs. KC, at BAL). Tied for the team lead in special teams tackles twice (vs. KC, at OAK). Made his first career start and collected his first career touchdown reception at Indianapolis (12/1/19).

- Against Tampa Bay (10/27), saw his first action of the season as the kickoff returner and brought back one kickoff for 45 yards.
- At Carolina (11/3), returned three kickoffs for 69 yards and snared two passes for 19 yards. Registered a special teams tackle on coverage units.
- Against Kansas City (11/10), saw action as a reserve at wide receiver and snared one reception for 52 yards. Returned three kickoffs for 46 yards. Kickstarted the Titans' initial scoring drive with a diving 52-yard catch to the Kansas City 21-yard line in the second quarter. Collected a special teams tackle on coverage units.
- At Indianapolis (12/1), made his first career start at wide receiver and hauled in a 40-yard touchdown pass. Sealed the victory with a diving 40-yard touchdown catch on third-and-six late in the fourth quarter.
- Against New Orleans (12/22), played as a reserve at wide receiver and caught two passes for 32 yards. Returned four kickoffs for 83 yards and three punts for 37 yards. Registered a special teams tackle on coverage units.
- At Baltimore (1/11), made his playoff debut as a reserve at wide receiver and snared a 45-yard touchdown on his first career postseason catch. Returned one kickoff for seven yards with the hands team on the field. Increased the Titans lead to 7-0 with a leaping 45-yard touchdown grab early in the second quarter.
- At Kansas City (1/19), saw action as a reserve at wide receiver and as a return specialist. Brought back three kickoffs for 61 yards and one punt for nine yards.

2018 (0/0 - New York Giants; 0/0 - Tennessee): Spent time on the practice squads of the Giants and Titans.

2017 (2/0 - New York Jets; 6/0 - New York Giants): Appeared in a career-high eight games for both the New York Jets (2), and New York Giants (6). Caught one pass for 12 yards. Returned 18 punts for 99 yards and returned 14 kickoffs for 271 yards.

- Against Kansas City (11/19), made his first NFL reception for 12 yards. Also returned two punts for eight yards and one kickoff for six yards as a member of the Giants.

2016 (4/0 - Denver): Spent the first 11 weeks of the season on the practice squad before being signed to the active roster and appearing in four games as a rookie. Returned 11 punts for 111 yards and a 10.1-yard average, as well as six kickoffs for 137 yards and a 22.8-yard average.

- At Kansas City (12/25), returned four kickoffs for 113 yards and a long of 40. Averaged 28.3 yards per return.

COLLEGE:

- Appeared in 40 games with 23 starts over four seasons (2012-15) as a wide receiver and return specialist for Holy Cross. Totaled 155 receptions for 1,683 yards and 14 touchdowns. Also returned 62 punts for 464 yards and a score as well as 80 kickoffs for 1,809 yards and two touchdowns.
- As a senior (2015), played in all 11 games and made nine starts. Caught 74 passes for 978 yards and nine touchdowns. Earned first-team All-Patriot league honors as both a wide receiver and a return specialist.
- As a junior (2014), appeared in and started nine contests and totaled 38 receptions for 305 yards and two scores. His receptions ranked eighth in the Patriot League. Also returned 13 punts for 121 yards and eight kickoffs for 149 yards. Finished the season 24th in the nation in punt returns and 92nd in receptions.
- As a sophomore (2013), saw action in 10 games and started five. Posted 42 catches for 400 yards and three touchdowns and added 16 carries for 67 yards and a score. Ranked third on the team in receptions. Tallied a team-leading 26 kickoff returns for 548 yards and also returned nine punts for 32 yards. Finished the season with a team-best 1,047 all-purpose yards which also ranked sixth in the Patriot League and 72nd in the nation.
- As a freshman (2012), played in 10 games and returned 32 kickoffs for 777 yards (24.3 average) and one touchdown as well as 19 punts for 101 yards (5.3 average). Ranked first in the league in kickoff returns, seventh in punt returns, and eighth in all-purpose yards. Also ranked 35th in the nation in kickoff returns and 51st in punt returns. Earned first-team All-Patriot League honors and All-Eastern College Athletic Conference honors. Named to the New England Football Writers All-Star team and the College Sports Journal National All-Freshman team.

PERSONAL:

- Attended Greater Atlanta Christian (Ga.) High School where he caught 30 passes for 511 yards (17.0 average) and nine touchdowns during his high school career.
- Son of Eric Raymond and Kim Ly.
- Has four brothers, Mason, Cornelius, Antonio and Kedar, and three sisters, Sydea, Madison and Ericca.
- Follow Raymond on Twitter and Instagram at @kalifraymond7.
- Born Kalif Raymond on Aug. 8, 1994 in Lawrenceville, Ga.

KALIF RAYMOND'S OFFENSIVE GAME-BY-GAME

2016 Denver Broncos				RECEIVING					RUSHING				
Date	Opp	W/L	P/S	No	Yds	Avg	Lg	TD	Att	Yds	Avg	Lg	TD
Sept 8	Car	W	PS										
Sept 18	Ind	W	PS										
Sept 25	@ Cin	W	PS										
Oct 2	@ TB	W	PS										
Oct 9	Atl	L	PS										
Oct 13	@ SD	L	PS										
Oct 24	Hou	W	PS										
Oct 30	SD	W	PS										
Nov 6	@ Oak	L	PS										
Nov 13	@ NO	W	PS										
Nov 27	KC	L	PS										
Dec 4	@ Jax	W	p	0	0	-	0	0	0	0	-	0	0
Dec 11	@ Ten	L	p	0	0	-	0	0	0	0	-	0	0
Dec 18	NE	L	IA										
Dec 25	@ KC	L	p	0	0	-	0	0	0	0	-	0	0
Jan 1	Oak	W	p	0	0	-	0	0	0	0	-	0	0
Totals		9-7	4/0	0	0	-	0	0	0	0	-	0	0

2017 N.Y. Jets/N.Y. Giants				RECEIVING					RUSHING				
Date	Opp	W/L	P/S	No	Yds	Avg	Lg	TD	Att	Yds	Avg	Lg	TD
Sept 10	@ Buf	L	p	0	0	-	-	0	0	0	-	0	0
Sept 17	@ Oak	L	p	0	0	-	-	0	0	0	-	0	0
Sept 24	Mia	W	PS										
Signed by the Giants to the team's practice squad on Oct. 11													
Oct 15	@ Den	W	PS										
Oct 22	Sea	L	PS										
Nov 5	LAR	L	PS										
Nov 12	@ SF	L	PS										
Nov 19	KC	W	p	1	12	12.0	12	0	1	-1	-1.0	-1	0
Nov 23	@ Was	L	p	0	0	-	0	0	0	0	-	0	0
Dec 3	@ Oak	L	p	0	0	-	0	0	0	0	-	0	0
Dec 10	Dal	L	p	0	0	-	0	0	0	0	-	0	0
Dec 17	Phi	L	p	0	0	-	0	0	0	0	-	0	0
Dec 24	@ Ari	L	IA										
Dec 31	Was	W	p	0	0	-	0	0	0	0	-	0	0
Totals		4-10	8/0	1	12	12.0	12	0	1	-1	-1.0	-1	0

2019 Tennessee Titans				RECEIVING					RUSHING				
Date	Opp	W/L	P/S	No	Yds	Avg	Lg	TD	Att	Yds	Avg	Lg	TD
Sept 8	@ Cle	W	PS										
Sept 15	Ind	L	PS										
Sept 19	@ Jax	L	PS										
Sept 29	@ Atl	W	PS										
Oct 6	Buf	L	PS										
Oct 13	@ Den	L	PS										
Oct 20	LAC	W	PS										
Oct 27	TB	W	p	0	0	-	0	0	0	0	-	0	0
Nov 3	@ Car	L	p	2	19	9.5	14	0	0	0	-	0	0
Nov 10	KC	W	p	1	52	52.0	52	0	0	0	-	0	0
Nov 24	Jax	W	p	1	14	14.0	14	0	1	-5	-5.0	-5	0
Dec 1	@ Ind	W	S	1	40	40.0	40t	1	0	0	-	0	0
Dec 8	@ Oak	W	p	1	11	11.0	11	0	0	0	-	0	0
Dec 15	Hou	L	p	1	2	2.0	2	0	0	0	-	0	0
Dec 22	NO	L	p	2	32	16.0	23	0	0	0	-	0	0
Dec 29	@ Hou	W	IA										
Totals		9-7	8/1	9	170	18.9	52	1	1	-5	-5.0	-5	0

Playoffs				RECEIVING					RUSHING				
Date	Opp	W/L	P/S	No	Yds	Avg	Lg	TD	Att	Yds	Avg	Lg	TD
Jan 4	@ NE	W	IA										
Jan 11	@ Bal	W	p	1	45	45.0	45t	1	0	0	-	0	0
Jan 19	@ KC	L	p	0	0	-	0	0	0	0	-	0	0
Totals		2-1	2/0	1	45	45.0	45t	1	0	0	-	0	0

2020 Tennessee Titans				RECEIVING					RUSHING				
Date	Opp	W/L	P/S	No	Yds	Avg	Lg	TD	Att	Yds	Avg	Lg	TD
Sept 14	@ Den	W	p	0	0	-	0	0	0	0	-	0	0
Sept 20	Jax	W	S	0	0	-	0	0	0	0	-	0	0
Sept 27	@ Min	W	p	3	118	39.3	61	0	1	-3	-3.0	-3	0
Oct 13	Buf	W	S	2	26	13.0	20	0	0	0	-	0	0
Oct 18	Hou	W	p	3	32	10.7	20	0	0	0	-	0	0
Oct 25	Pit	L	p	0	0	-	0	0	0	0	-	0	0
Nov 1	@ Cin	L	p	1	11	11.0	11	0	0	0	-	0	0
Nov 8	Chi	W	p	0	0	-	0	0	0	0	-	0	0
Nov 12	Ind	L	S	0	0	-	0	0	0	0	-	0	0
Nov 22	@ Bal	W	p	0	0	-	0	0	0	0	-	0	0
Nov 29	@ Ind	W	p	0	0	-	0	0	0	0	-	0	0
Dec 6	Cle	L	p	0	0	-	0	0	0	0	-	0	0
Dec 13	@ Jax	W	p	0	0	-	0	0	0	0	-	0	0
Dec 20	Det	W	R/C										
Dec 27	@ GB	L	p	0	0	-	0	0	0	0	-	0	0
Jan 3	@ Hou	W	p	0	0	-	0	0	0	0	-	0	0
Totals		11-5	15/3	9	187	20.8	61	0	1	-3	-3.0	-3	0

KALIF RAYMOND'S RETURN GAME-BY-GAME

2016 Denver Broncos				PUNT RETURNS					KICKOFF RETURNS					
Date	Opp	W-L	P/S	No	FC	Yds	Avg	Lg	TD	No	Yds	Avg	Lg	TD
Sept 8	Car	W	PS											
Sept 18	Ind	W	PS											
Sept 25	@ Cin	W	PS											
Oct 2	@ TB	W	PS											
Oct 9	Atl	L	PS											
Oct 13	@ SD	L	PS											
Oct 24	Hou	W	PS											
Oct 30	SD	W	PS											
Nov 6	@ Oak	L	PS											
Nov 13	@ NO	W	PS											
Nov 27	KC	L	PS											
Dec 4	@ Jax	W	p	4	3	40	10.0	22	0	0	0	-	-	0
Dec 11	@ Ten	L	p	2	2	21	10.5	21	0	0	0	-	-	0
Dec 18	NE	L	IA											
Dec 25	@ KC	L	p	1	2	0	0.0	0	0	4	113	28.3	40	0
Jan 1	Oak	W	p	4	2	50	12.5	25	0	2	24	12.0	12	0
Totals		9-7	4/0	11	9	111	10.1	25	0	6	137	22.8	40	0

2017 N.Y. Jets/N.Y. Giants				PUNT RETURNS					KICKOFF RETURNS					
Date	Opp	W-L	P/S	No	FC	Yds	Avg	Lg	TD	No	Yds	Avg	Lg	TD
Sept 10	@ Buf	L	p	3	2	27	9.0	25	0	2	45	22.5	25	0
Sept 17	@ Oak	L	p	2	1	11	5.5	11	0	1	40	40.0	40	0
Sept 24	Mia	W	PS											
Oct 15	@ Den	W	PS											
Oct 22	Sea	L	PS											
Nov 5	LAR	L	PS											
Nov 12	@ SF	L	PS											
Nov 19	KC	W	p	2	1	8	4.0	8	0	1	6	6.0	6	0
Nov 23	@ Was	L	p	2	2	8	4.0	8	0	0	0	-	-	0
Dec 3	@ Oak	L	p	2	0	10	5.0	8	0	2	32	16.0	18	0
Dec 10	Dal	L	p	1	0	-3	-3.0	-3	0	3	48	16.0	18	0
Dec 17	Phi	L	p	1	0	7	7.0	7	0	5	100	20.0	24	0
Dec 24	@ Ari	L	IA											
Dec 31	Was	W	p	5	3	31	6.2	17	0	0	0	-	-	0
Totals		4-10	8/0	18	9	99	5.5	25	0	14	271	19.4	40	0

Signed by the Giants to the team's practice squad on Oct. 11

2019 Tennessee Titans				PUNT RETURNS					KICKOFF RETURNS					
Date	Opp	W-L	P/S	No	FC	Yds	Avg	Lg	TD	No	Yds	Avg	Lg	TD
Sept 8	@ Cle	W	PS											
Sept 15	Ind	L	PS											
Sept 19	@ Jax	L	PS											
Sept 29	@ Atl	W	PS											
Oct 6	Buf	L	PS											
Oct 13	@ Den	L	PS											
Oct 20	LAC	W	PS											
Oct 27	TB	W	p	0	0	0	-	0	0	1	45	45.0	45	0
Nov 3	@ Car	L	p	0	0	0	-	0	0	3	69	23.0	32	0
Nov 10	KC	W	p	0	0	0	-	0	0	3	46	15.3	19	0
Nov 24	Jax	W	p	0	0	0	-	0	0	1	34	34.0	34	0
Dec 1	@ Ind	W	S	0	1	0	-	0	0	0	0	-	0	0
Dec 8	@ Oak	W	p	0	3	0	-	0	0	3	71	23.7	26	0
Dec 15	Hou	L	p	1	1	8	8.0	8	0	3	55	18.3	24	0
Dec 22	NO	L	p	3	2	37	12.3	14	0	4	83	20.8	26	0
Dec 29	@ Hou	W	IA											
Totals		9-7	8/1	4	7	45	11.3	14	0	18	403	22.4	45	0

Playoffs

Jan 4	@ NE	W	IA											
Jan 11	@ Bal	W	p	0	1	0	-	0	0	1	7	7.0	7	0
Jan 19	@ KC	L	p	1	1	9	9.0	9	0	3	61	20.3	22	0
Totals		2-1	2/0	1	2	9	9.0	9	0	4	68	17.0	22	0

2020 Tennessee Titans				PUNT RETURNS					KICKOFF RETURNS					
Date	Opp	W-L	P/S	No	FC	Yds	Avg	Lg	TD	No	Yds	Avg	Lg	TD
Sept 14	@ Den	W	p	3	1	19	6.3	11	0	1	19	19.0	19	0
Sept 20	Jax	W	S	1	0	0	0.0	0	0	3	52	17.3	23	0
Sept 27	@ Min	W	p	2	1	5	2.5	3	0	1	30	30.0	30	0
Oct 13	Buf	W	S	2	0	40	20.0	40	0	2	35	17.5	22	0
Oct 18	Hou	W	p	3	0	20	6.7	16	0	3	63	21.0	23	0
Oct 25	Pit	L	p	1	1	5	5.0	5	0	3	43	14.3	23	0
Nov 1	@ Cin	L	p	1	0	3	3.0	3	0	1	19	19.0	19	0
Nov 8	Chi	W	p	3	2	49	16.3	21	0	1	14	14.0	14	0
Nov 12	Ind	L	S	1	0	2	2.0	2	0	0	0	-	0	0
Nov 22	@ Bal	W	p	0	2	0	-	0	0	0	0	-	0	0
Nov 29	@ Ind	W	p	4	1	52	13.0	17	0	0	0	-	0	0
Dec 6	Cle	L	p	0	2	0	-	0	0	0	0	-	0	0
Dec 13	@ Jax	W	p	2	0	13	6.5	13	0	0	0	-	0	0
Dec 20	Det	W	R/C											
Dec 27	@ GB	L	p	0	0	0	-	0	0	0	0	-	0	0
Jan 3	@ Hou	W	p	0	1	0	-	0	0	0	0	-	0	0
Totals		11-5	15/3	23	11	208	9.0	40	0	15	275	18.3	30	0

KALIF RAYMOND'S NFL STATISTICS

REGULAR SEASON

Year	Team	REGULAR SEASON		RECEIVING					RUSHING				
		GP	GS	No	Yds	Avg	Lg	TD	Att	Yds	Avg	Lg	TD
2016	Denver	4	0	0	0	-	0	0	0	0	-	0	0
2017	NYJ/NYG	8	0	1	12	12.0	12	0	1	-1	-1.0	-1	0
2018	Tenn/NYG	Practice Squad											
2019	Tennessee	8	1	9	170	18.9	52	1	1	-5	-5.0	-5	0
2020	Tennessee	15	3	9	187	20.8	61	0	1	-3	-3.0	-3	0
NFL Totals		35	4	19	369	19.4	61	1	3	-9	-3.0	-1	0

REGULAR SEASON

Year	Team	PUNT RETURNS						KICKOFF RETURNS					
		No	FC	Yds	Avg	Lg	TD	No	Yds	Avg	Lg	TD	
2016	Denver	11	9	111	10.1	25	0	6	137	22.8	40	0	
2017	NYJ/NYG	18	9	99	5.5	25	0	14	271	19.4	40	0	
2018	Tenn/NYG	Practice Squad											
2019	Tennessee	4	7	45	11.3	14	0	18	403	22.4	45	0	
2020	Tennessee	23	11	208	9.0	40	0	15	275	18.3	30	0	
NFL Totals		56	36	463	8.3	40	0	53	1,086	20.5	45	0	

PLAYOFFS

Year	Team	PLAYOFFS		RECEIVING					RUSHING				
		GP	GS	No	Yds	Avg	Lg	TD	Att	Yds	Avg	Lg	TD
2019	Tennessee	2	0	1	45	45.0	45t	1	0	0	-	0	0
NFL Totals		2	0	1	45	45.0	45t	1	0	0	-	0	0

PLAYOFFS

Year	Team	PUNT RETURNS						KICKOFF RETURNS					
		No	FC	Yds	Avg	Lg	TD	No	Yds	Avg	Lg	TD	
2019	Tennessee	1	2	9	9.0	9	0	4	68	17.0	22	0	
NFL Totals		1	2	9	9.0	9	0	4	68	17.0	22	0	

Single-Game Highs

Receptions - **3 (Twice, last vs. Houston 10/18/20)**
 Receiving Yards - **118 at Minnesota (9/27/20)**
 Long Reception - **61 at Minnesota (9/27/20)**
 Touchdown Receptions - 1 at Indianapolis (12/1/19)
 Kickoff Returns - 5 vs. Philadelphia (12/17/17)
 Kick Return Yards - 113 at Kansas City (12/25/16)
 Kickoff Return Long - 45 vs. Tampa Bay (10/27/19)
 Punt Returns - 5 vs. Washington (12/31/17)
 Punt Return Yards - **52 at Indianapolis (11/29/20)**
 Punt Return Long - **40 vs. Buffalo (10/13/20)**

Playoff Single-Game Highs

Receptions - 1 at Baltimore (1/11/20)
 Receiving Yards - 45 at Baltimore (1/11/20)
 Long Reception - 45t at Baltimore (1/11/20)
 Touchdown Receptions - 1 at Baltimore (1/11/20)
 Kickoff Returns - 3 at Kansas City (1/19/20)
 Kick Return Yards - 61 at Kansas City (1/19/20)
 Kickoff Return Long - 22 at Kansas City (1/19/20)
 Punt Returns - 1 at Kansas City (1/19/20)
 Punt Return Yards - 9 at Kansas City (1/19/20)
 Punt Return Long - 9 at Kansas City (1/19/20)

Additional Statistics

Special Teams Tackles - 4 (2019), **1 (2020)**
 Misc. Tackles - **1 (2020)**
 Tackles - **1 (2020)**



42 BROOKS REED

OUTSIDE LINEBACKER • 6'3" • 254 LBS • COLLEGE: ARIZONA
ACQUIRED: FREE AGENT - 2020 • NFL EXPERIENCE (NFL/TITANS): 10/1
HOMETOWN: SABINO, ARIZ.
GAMES PLAYED/GAMES STARTED: 131/87 (PLAYOFFS: 9/5)

PRO: The Titans signed free agent Brooks Reed to the practice squad during Week 12 of the 2020 season to provide depth and veteran experience to the outside linebacking corps. The 6-foot-3-inch, 254-pounder has appeared in 129 career games with 86 starts over 10 seasons with the Houston Texans (2011-14), Atlanta Falcons (2015-18) and Arizona Cardinals (2019). His career totals include 273 tackles, 22.5 sacks, 55 quarterback pressures, 36 tackles for loss, one interception, three forced fumbles and two fumble recoveries. The Sabino, Ariz., native was originally drafted by the Texans in the second round (42nd overall) of the 2011 NFL Draft.

TITANS TIDBITS:

- Reed's brother, Lucas, played tight end at Mexico. He signed with the Denver Broncos as a rookie free agent following the 2013 NFL Draft.
- As a rookie in 2011, set a Texans rookie franchise record with six sacks.

CAREER TRANSACTIONS:

- The Sabino, Ariz., native was originally drafted by the Houston Texans in the second round (42nd overall) of the 2011 NFL Draft.
- Signed by the Atlanta Falcons as a free agent on March 10, 2015.
- Waived by the Falcons on Feb. 7, 2019.
- Signed by the Arizona Cardinals on Feb. 9, 2019.
- Signed by the Titans to the team's practice squad on Nov. 30, 2020.
- Activated from the practice squad to the active roster standard elevation on Dec. 19, 2020.
- Activated from the practice squad to the active roster standard elevation on Dec. 26, 2020.
- Activated from the practice squad to the active roster COVID-19 replacement on Jan. 2, 2021.

SEASON RECAPS:

2020 (2/1 - Tennessee): Has tied for the team lead in sacks once in 2020 (at HOU). Has tied for the team lead in special teams tackles once in 2020 (at HOU).

- Against Detroit (12/20), was inactive.
- At Green Bay (12/27), made his Titans debut as a starter at outside linebacker and registered a tackle.
- At Houston (1/3), played as a reserve at outside linebacker and notched two tackles, including a sack and a quarterback pressure in the Titans' division-clinching victory. Collected a special teams tackle on coverage units. Dropped Deshaun Watson for a seven-yard sack in the second quarter.

2019 (9/0 - Arizona): Saw action in nine contests before being placed on injured reserve. Posted four tackles, one sack, one quarterback pressure, one tackle for loss and three special teams stops on the season.

- At New York Giants (10/20), tallied two tackles, one sack, one quarterback pressure, one tackle for loss and one special teams stop.

2018 (16/8 - Atlanta): Appeared in all 16 games for the second consecutive season and the fifth time in his career. Made eight starts and finished the season with an active streak of 46 consecutive games played in the regular season. Totaled 24 tackles, one sack, four quarterback pressures and one forced fumble.

- At Pittsburgh (10/7), posted six tackles and one quarterback pressure.
- Against Tampa Bay (10/14), notched one tackle, one sack and one quarterback pressure.

2017 (16/14, 2/0 - Atlanta): Played in all 16 games and made 14 starts

for the Falcons. Recorded 39 tackles, four sacks, seven quarterback pressures, six tackles for loss and two special teams tackles. Saw action in both postseason contests and notched three tackles and one quarterback pressure.

- At Chicago (9/10), tallied five tackles, tied a career high with two sacks, two quarterback pressures and a career-best three tackles for loss. With the Bears facing a fourth-and-goal from the Atlanta five-yard line, sacked Bears QB Mike Glennon for a nine-yard loss to seal the victory.
- Against Buffalo (10/1), tied his career-high with seven tackles, and added one sack, one quarterback pressure and two tackles for loss.
- Against Dallas (11/12), recorded three tackles, one sack, one quarterback pressure and one tackle for loss. On fourth-and-six in the fourth quarter, sacked Cowboys QB Dak Prescott for an 11-yard loss.
- At Philadelphia in the Divisional Round (1/13/18), posted three tackles and a quarterback pressure.

2016 (15/7, 3/1 - Atlanta): Started seven of 15 games played and posted 21 tackles, two sacks, seven quarterback pressures, two tackles for loss, one pass defended, one forced fumble and a career-high four special teams stops on the season. Was inactive Week 2 due to injury. Appeared in all three postseason games with one start and recorded seven tackles, one sack, one quarterback pressure and two tackles for loss.

- Against San Diego (10/23), recorded three tackles, one sack, one quarterback pressure and one tackle for loss.
- At Tampa Bay (11/3), tallied a season-high four tackles and one quarterback pressure.
- At Carolina (12/24), posted three tackles, a half sack, and a season-high two quarterback pressures.
- Against Seattle in the Divisional Round (1/14/17), started at defensive end and totaled three tackles, one sack, one tackle for loss and a quarterback pressure.
- Against New England in Super Bowl LI (2/5/17), notched three tackles and a tackle for loss.

2015 (13/5 - Atlanta): Appeared in 13 games and made five starts in his first season with the Falcons. Posted 17 tackles, two quarterback pressures and two tackles for loss. Was inactive for three games due to injury.

- At San Francisco (11/8), posted a season-high five tackles.

2014 (16/13 - Houston): Saw action in all 16 games for the second consecutive season and made 13 starts. Tallied 41 tackles, three sacks, 10 quarterback pressures, five tackles for loss, one interception and four passes defended.

- Against Washington (9/7), tallied five tackles, one sack, three quarterback pressures and one tackle for loss.
- At Oakland (9/14), caught his first career interception for five yards.
- At Cleveland (11/16), posted three tackles, one sack, one quarterback pressure and one tackle for loss.
- At Jacksonville (12/7), recorded a season-high five tackles, one sack, one quarterback pressure, one tackle for loss and a pass defended.
- Against Jacksonville (12/28), totaled three tackles, one quarterback pressure, one tackle for loss and a career-high two passes defended.

2013 (16/6 - Houston): Started all 16 games and set career highs in tackles (56) and tackles for loss (nine). Also amassed three sacks and six quarterback pressures.

- At Baltimore (9/22), tied his career-high with seven tackles and had one tackle for loss.

- Against Seattle (9/29), posted four tackles, one sack, one quarterback pressure and one tackle for loss.
- At Jacksonville (12/5), tallied three tackles, one sack, one quarterback pressure and one tackle for loss.
- At Indianapolis (12/15), notched three tackles, one sack, one quarterback pressure and one tackle for loss.

2012 (12/12, 2/2 - Houston): Appeared in 12 games and made 12 starts. Was inactive for three contests due to injury. Recorded 27 tackles, 2.5 sacks, seven quarterback pressures, four tackles for loss, three passes defended and one forced fumble. Started both postseason games and amassed six tackles, 1.5 sacks and two quarterback pressures.

- At N.Y. Jets (10/8), recorded two tackles, one sack, one quarterback pressure, one pass defended and one forced fumble. Strip-sacked Jets QB Mark Sanchez and the ball was recovered by New York.
- Against Cincinnati on Wild Card Weekend (1/5/13), posted three tackles, one sack and one quarterback pressure.
- At Baltimore in the Divisional Round (1/15/13), tallied three tackles, one half sack and one quarterback pressure.

2011 (16/11, 2/2 - Houston): Saw action in all 16 games and made 11 starts as a rookie. Recorded 44 tackles, a rookie franchise-record six sacks, 11 quarterback pressures, seven tackles for loss, three passes defended and two fumble recoveries. Started both postseason contests and tallied 13 tackles, 3.5 sacks, three quarterback pressures, two tackles for loss and a forced fumble.

- At Baltimore (10/16), made his first career start and finished with six tackles, one quarterback pressure and a pass defended.
- At Tennessee (10/23), posted four tackles, his first career sack, one quarterback pressure and one tackle for loss.
- Against Jacksonville (10/30), recorded four tackles, one sack, one quarterback pressure and one tackle for loss.
- Against Cleveland (11/6), tallied five tackles, a career-high two sacks, three quarterback pressures and two tackles for loss. It was his first multi-sack game.
- At Tampa Bay (11/13), notched at least one sack for the fourth consecutive game. Added two tackles, one quarterback pressure, one tackle for loss and one pass defended.
- At Jacksonville (11/27), posted a sack for the fifth consecutive game. Added four tackles, one quarterback pressure and one tackle for loss.
- At Cincinnati (12/11), tallied three tackles, one tackle for loss and his first career fumble recovery.
- Against Cincinnati on Wild Card Weekend (1/7/12), made his postseason debut and finished with five tackles, one sack, one quarterback pressure and one tackle for loss.
- At Baltimore in the Divisional Round (1/15/12), recored eight tackles, 2.5 sacks, two quarterback pressures, one tackle for loss and one forced fumble.

COLLEGE:

- Appeared in 34 games and made 45 starts over four seasons (2007-10) at Arizona. Totaled 114 tackles, 17.0 sacks, 25 tackles for loss, four passes defended and four forced fumbles for the Wildcats. Switched to defensive end after playing his freshman season at H-back.
- As a senior (2010), started all 13 games and tallied a career-best 47 tackles, 6.5 sacks, 10 tackles for loss, two passes defended and one forced fumble. Earned first team All-Pac-10 honors.
- As a junior (2009), appeared in 10 games and made eight starts. Recorded 23 tackles and 2.0 sacks.
- As a sophomore (2008), started all 13 games in his first full season playing defensive end. Totaled 38 tackles, a team-high 8.0 sacks, 9.5 tackles for loss, two passes defended and three forced fumbles. Garnered All-Pac-10 honorable mention honors.
- As a redshirt freshman (2007), after beginning the season as an H-back, switched to defensive end and saw action in the final nine games. Posted seven tackles and one half sack.
- Redshirted in 2006.
- Majored in geography at Arizona.

PERSONAL:

- Attended Sabino (Ariz.) High School where he earned Tucson Citizen first team All-3A-4A and Arizona Daily Star first team All-Southern Arizona honors as a senior defensive lineman in 2005.
- As a junior in 2004, earned first team all-league, honorable mention all-state, and Arizona Daily Star All-Southern Arizona honors as a running back.
- Son of Bob Reed and Kathleen Knight.
- Has one brother, Lucas, and one sister, Katie.
- Follow Reed on Instagram and Twitter @brooksreed50.
- Born Brooks Reed on Feb. 28, 1987 in Sabino, Ariz.

BROOKS REED'S DEFENSIVE GAME-BY-GAME

2011 Houston Texans

Date	Opp	W/L	P/S	Tot Solo Asst	Sk - Yds	QBP	TFL	Int - Yds	-TD	PD	FF	FR - Yds	SpT
Sept 11	Ind	W	p	0 0 0	0.0 0.0	0	0	0	0	0	0	0	0
Sept 18	@ Mia	W	p	0 0 0	0.0 0.0	0	0	0	0	0	0	0	1
Sept 25	@ NO	L	p	1 0 1	0.0 0.0	0	0	0	0	0	0	0	0
Oct 2	Pit	W	p	0 0 0	0.0 0.0	0	0	0	0	0	0	0	0
Oct 9	Oak	L	p	4 3 1	0.0 0.0	2	0	0	0	0	0	0	0
Oct 16	@ Bal	L	S	6 3 3	0.0 0.0	1	0	0	0	1	0	0	0
Oct 23	@ Ten	W	S	4 4 0	1.0 9.0	1	1	0	0	0	0	0	0
Oct 30	Jax	W	S	4 3 1	1.0 7.0	1	1	0	0	0	0	0	0
Nov 6	Cle	W	S	5 4 1	2.0 9.0	3	2	0	0	0	0	0	0
Nov 13	@ TB	W	S	2 1 1	1.0 10.0	1	1	0	0	1	0	0	0
Nov 27	@ Jax	W	S	4 2 2	1.0 1.0	1	1	0	0	0	0	0	0
Dec 4	Atl	W	S	5 3 2	0.0 0.0	0	0	0	0	0	0	0	0
Dec 11	@ Cin	W	S	3 2 1	0.0 0.0	0	1	0	0	0	0	1	0
Dec 18	Car	L	S	2 1 1	0.0 0.0	0	0	0	0	0	0	0	0
Dec 22	@ Ind	L	S	3 3 0	0.0 0.0	1	0	0	0	1	0	1	0
Jan 1	Ten	L	S	1 1 0	0.0 0.0	0	0	0	0	0	0	0	0
Totals			10-6 16/11	44 30 14	6.0 36.0	11 7	0 0	0 0	3 0	2 0	1 0	0 1	0 0

Playoffs

Jan 7	Cin	W	S	5 3 2	1.0 9.0	1	1	0	0	0	0	0	0
Jan 15	@ Bal	L	S	8 6 2	2.5 14.0	2	1	0	0	0	1	0	0
Totals			1-1 2/2	13 9 4	3.5 23.0	3 2	0 0	0 0	0 1	0 0	1 0	0 0	0 0

2012 Houston Texans

Date	Opp	W/L	P/S	Tot Solo Asst	Sk - Yds	QBP	TFL	Int - Yds	-TD	PD	FF	FR - Yds	SpT
Sept 9	Mia	W	S	2 1 1	0.0 0.0	0	0	0	0	0	0	0	0
Sept 16	@ Jax	W	S	1 1 0	1.0 9.0	2	1	0	0	0	0	0	0
Sept 23	@ Den	W	S	2 0 2	0.5 2.5	1	0	0	0	1	0	0	0
Sept 30	Ten	W	S	3 2 1	0.0 0.0	0	0	0	0	1	0	0	0
Oct 8	@ NYJ	W	S	2 2 0	1.0 0.0	1	0	0	0	1	1	0	0
Oct 14	GB	L	S	4 2 2	0.0 0.0	2	0	0	0	0	0	0	0
Oct 21	Bal	W	S	3 3 0	0.0 0.0	0	0	0	0	0	0	0	0
Nov 4	Buf	W	S	2 2 0	0.0 0.0	0	0	0	0	0	0	0	0
Nov 11	@ Chi	W	S	2 1 1	0.0 0.0	0	0	0	0	0	0	0	0
Nov 18	Jax	W	S	2 1 1	0.0 0.0	1	1	0	0	0	0	0	0
Nov 22	@ Det	W	S	0 0 0	0.0 0.0	0	0	0	0	0	0	0	0
Dec 2	@ Ten	W	IA										
Dec 10	@ NE	L	IA										
Dec 16	Ind	W	IA										
Dec 23	Min	L	S	4 4 0	0.0 0.0	0	2	0	0	0	0	0	0
Dec 30	@ Ind	L	IA										
Totals			12-4 12/12	27 19 8	2.5 11.5	7 4	0 0	0 0	3 1	0 0	0 0	0 0	0 0

Playoffs

Jan 5	Cin	W	S	3 3 0	1.0 0.0	1	0	0	0	0	0	0	0
Jan 15	@ Bal	L	S	3 1 2	0.5 4.5	1	0	0	0	0	0	0	0
Totals			1-1 2/2	6 4 2	1.5 4.5	2 0	0 0	0 0	0 0	0 0	0 0	0 0	0 0

2013 Houston Texans

Date	Opp	W/L	P/S	Tot Solo Asst	Sk - Yds	QBP	TFL	Int - Yds	-TD	PD	FF	FR - Yds	SpT
Sept 9	@ SD	W	S	1 1 0	0.0 0.0	0	0	0	0	0	0	0	0
Sept 15	Ten	W	S	3 3 0	0.0 0.0	0	2	0	0	0	0	0	0
Sept 22	@ Bal	L	S	7 3 4	0.0 0.0	0	1	0	0	0	0	0	0
Sept 29	Sea	L	S	4 3 1	1.0 10.0	1	1	0	0	0	0	0	0
Oct 6	@ SF	L	S	5 3 2	0.0 0.0	0	1	0	0	0	0	0	0
Oct 13	StL	L	S	5 4 1	0.0 0.0	1	0	0	0	0	0	0	0
Oct 20	@ KC	L	S	3 3 0	0.0 0.0	0	0	0	0	0	0	0	0
Nov 3	Ind	L	S	0 0 0	0.0 0.0	1	0	0	0	0	0	0	0
Nov 10	@ Ari	L	S	6 6 0	0.0 0.0	1	0	0	0	0	0	0	0
Nov 17	Oak	L	S	2 2 0	0.0 0.0	0	0	0	0	0	0	0	0
Nov 24	Jax	L	S	3 2 1	0.0 0.0	0	1	0	0	0	0	0	0
Dec 1	NE	L	S	2 1 1	0.0 0.0	0	0	0	0	0	0	0	0
Dec 5	@ Jax	L	S	3 3 0	1.0 6.0	1	1	0	0	0	0	0	0
Dec 15	@ Ind	L	S	3 3 0	1.0 1.0	1	1	0	0	0	0	0	0
Dec 22	Den	L	S	4 2 2	0.0 0.0	0	0	0	0	0	0	0	0
Dec 29	@ Ten	L	S	5 4 1	0.0 0.0	0	1	0	0	0	0	0	0
Totals			2-14 16/16	56 43 13	3.0 17.0	6 9	0 0	0 0	0 0	0 0	0 0	0 0	0 0

2014 Houston Texans

Date	Opp	W/L	P/S	Tot Solo Asst	Sk - Yds	QBP	TFL	Int - Yds	-TD	PD	FF	FR - Yds	SpT
Sept 7	Was	W	S	5 4 1	1.0 12.0	3	1	0	0	0	0	0	0
Sept 14	@ Oak	W	S	0 0 0	0.0 0.0	0	0	1	5	0	1	0	0
Sept 21	@ NYJ	L	p	4 2 2	0.0 0.0	0	0	0	0	0	0	0	0
Sept 28	Buf	W	S	3 2 1	0.0 0.0	0	0	0	0	0	0	0	0
Oct 5	@ Dal	L	S	2 1 1	0.0 0.0	1	0	0	0	0	0	0	0
Oct 9	Ind	L	S	3 1 2	0.0 0.0	1	0	0	0	0	0	0	0
Oct 20	@ Pit	L	p	3 2 1	0.0 0.0	0	0	0	0	0	0	0	0
Oct 26	@ Ten	W	S	1 0 1	0.0 0.0	0	0	0	0	0	0	0	0

Nov 2	Phi	L	S	1 1 0	0.0 0.0	0	0	0	0	0	0	0	0
Nov 16	@ Cle	W	S	3 2 1	1.0 7.0	1	1	0	0	0	0	0	0
Nov 23	Cin	L	S	3 1 2	0.0 0.0	0	0	0	0	0	0	0	0
Nov 30	Ten	W	S	0 0 0	0.0 0.0	1	0	0	0	0	0	0	0
Dec 7	@ Jax	W	S	5 5 0	1.0 0.0	1	1	0	0	0	1	0	0
Dec 14	@ Ind	L	S	1 0 1	0.0 0.0	1	0	0	0	0	0	0	0
Dec 21	Bal	W	S	4 3 1	0.0 0.0	0	1	0	0	0	0	0	0
Dec 28	Jax	W	p	3 1 2	0.0 0.0	1	1	0	0	0	2	0	0
Totals			9-7 16/13	41 25 16	3.0 19.0	10 5	0 0	0 0	4 0	0 0	4 0	0 0	0 0

2015 Atlanta Falcons

Date	Opp	W/L	P/S	Tot Solo Asst	Sk - Yds	QBP	TFL	Int - Yds	-TD	PD	FF	FR - Yds	SpT
Sept 14	Phi	W	IA										
Sept 20	@ NYG	W	IA										
Sept 27	@ Dal	W	IA										
Oct 4	Hou	W	S	2 2 0	0.0 0.0	0	1	0	0	0	0	0	0
Oct 11	Was	W	p	0 0 0	0.0 0.0	1	0	0	0	0	0	0	0
Oct 15	@ NO	L	S	2 0 2	0.0 0.0	0	0	0	0	0	0	0	0
Oct 25	@ Ten	W	p	1 0 1	0.0 0.0	0	0	0	0	0	0	0	0
Nov 1	TB	L	S	1 1 0	0.0 0.0	0	0	0	0	0	0	0	0
Nov 8	@ SF	L	S	5 3 2	0.0 0.0	0	0	0	0	0	0	0	0
Nov 22	Ind	L	S	1 0 1	0.0 0.0	1	0	0	0	0	0	0	0
Nov 29	Min	L	p	0 0 0	0.0 0.0	0	0	0	0	0	0	0	0
Dec 6	@ TB	L	p	1 1 0	0.0 0.0	0	0	0	0	0	0	0	0
Dec 13	@ Car	L	p	0 0 0	0.0 0.0	0	0	0	0	0	0	0	0
Dec 20	@ Jax	W	p	1 1 0	0.0 0.0	0	0	0	0	0	0	0	0
Dec 27	Car	W	p	0 0 0	0.0 0.0	0	0	0	0	0	0	0	0
Jan 3	NO	L	p	3 2 1	0.0 0.0	0	1	0	0	0	0	0	0
Totals			8-8 13/5	17 10 7	0.0 0.0	2 2	0 0	0 0	0 0	0 0	0 0	0 0	0 0

2016 Atlanta Falcons

Date	Opp	W/L	P/S	Tot Solo Asst	Sk - Yds	QBP	TFL	Int - Yds	-TD	PD	FF	FR - Yds	SpT
Sept 11	TB	L	p	0 0 0	0.0 0.0	0	0	0	0	0	0	0	0
Sept 18	@ Oak	W	IA										
Sept 26	@ NO	W	S	0 0 0	0.0 0.0	0	0	0	0	0	0	0	0
Oct 2	Car	W	p	1 1 0	0.0 0.0	1	0	0	0	0	0	0	0
Oct 9	@ Den	W	S	2 2 0	0.0 0.0	0	0	0	0	0	0	0	1
Oct 16	@ Sea	L	p	2 2 0	0.0 0.0	0	0	0	0	0	1	0	0
Oct 23	SD	L	S	3 3 0	1.0 5.0	1	1	0	0	0	0	0	0
Oct 30	GB	W	S	1 1 0	0.0 0.0	0	0	0	0	0	0	0	0
Nov 3	@ TB	W	p	4 2 2	0.0 0.0	1	0	0	0	0	0	0	0
Nov 13	@ Phi	L	p	0 0 0	0.0 0.0	0	0	0	0	0	0	0	0
Nov 27	Ari	W	S	1 0 1	0.5 3.5	1	0	0	0	0	0	0	0
Dec 4	KC	L	p	0 0 0	0.0 0.0	0	0	0	0	0	0	0	1
Dec 11	@ LAR	W	S	2 1 1	0.0 0.0	0	0	0	0	0	0	0	1
Dec 18	SF	W	S	2 1 1	0.0 0.0	1	1	0	0	1	0	0	1
Dec 24</													

BROOKS REED'S DEFENSIVE GAME-BY-GAME CONT.

2018 Atlanta Falcons

Date	Opp	W/L	P/S	Tot Solo	Asst	Sk	- Yds	QBP	TFL	Int - Yds	-TD	PD	FF	FR - Yds	SpT
Sept 6	@ Phi	L	p	1	0	1	0.0	0.0	0	0	0	0	0	0	0
Sept 16	Car	W	p	1	0	1	0.0	0.0	0	0	0	0	0	0	0
Sept 23	NO	L	S	0	0	0	0.0	0.0	0	0	0	0	0	0	0
Sept 30	Cin	L	p	1	1	0	0.0	0.0	0	0	0	0	0	0	0
Oct 7	@ Pit	L	S	6	5	1	0.0	0.0	1	0	0	0	0	0	0
Oct 14	TB	W	p	1	1	0	1.0	0.0	1	0	0	0	0	0	0
Oct 22	NYG	W	p	3	0	3	0.0	0.0	0	0	0	0	0	0	0
Nov 4	@ Was	W	p	0	0	0	0.0	0.0	1	0	0	0	0	0	0
Nov 11	@ Cle	L	S	2	2	0	0.0	0.0	0	0	0	0	0	1	0
Nov 18	Dal	L	S	1	0	1	0.0	0.0	1	0	0	0	0	0	0
Nov 22	@ NO	L	S	4	4	0	0.0	0.0	0	0	0	0	0	0	0
Dec 2	Bal	L	p	2	2	0	0.0	0.0	0	0	0	0	0	0	0
Dec 9	@ GB	L	p	1	0	1	0.0	0.0	0	0	0	0	0	0	0
Dec 16	Ari	W	S	1	1	0	0.0	0.0	0	0	0	0	0	0	0
Dec 23	@ Car	W	S	0	0	0	0.0	0.0	0	0	0	0	0	0	0
Dec 30	@ TB	W	S	0	0	0	0.0	0.0	0	0	0	0	0	0	0
Totals			7-9	16/8	24	16	8	1.0	0.0	4	0	0	0	0	0

2019 Arizona Cardinals

Date	Opp	W/L	P/S	Tot Solo	Asst	Sk	- Yds	QBP	TFL	Int - Yds	-TD	PD	FF	FR - Yds	SpT
Sept 8	Det	T	p	1	1	0	0.0	0.0	0	0	0	0	0	0	0
Sept 15	@ Bal	L	p	0	0	0	0.0	0.0	0	0	0	0	0	0	0
Sept 22	Car	L	p	0	0	0	0.0	0.0	0	0	0	0	0	0	0
Sept 29	Sea	L	p	0	0	0	0.0	0.0	0	0	0	0	0	0	0
Oct 6	@ Cin	W	p	1	1	0	0.0	0.0	0	0	0	0	0	0	0
Oct 13	Atl	W	p	0	0	0	0.0	0.0	0	0	0	0	0	0	0
Oct 20	@ NYG	W	p	2	1	1	1.0	5.0	1	1	0	0	0	0	0
Oct 27	@ NO	L	p	0	0	0	0.0	0.0	0	0	0	0	0	0	0
Oct 31	SF	L	p	0	0	0	0.0	0.0	0	0	0	0	0	0	0
Nov 10	@ TB	L	IR												
Nov 17	@ SF	L	IR												
Dec 1	LAR	L	IR												
Dec 8	Pit	L	IR												
Dec 15	Cle	W	IR												
Dec 22	@ Sea	W	IR												
Dec 29	@ LAR	L	IR												
Totals			5-10-1	9/0	4	3	1	1.0	5.0	1	1	0	0	0	0

2020 Tennessee Titans

Date	Opp	W/L	P/S	Tot Solo	Asst	Sk	- Yds	QBP	TFL	Int - Yds	-TD	PD	FF	FR - Yds	SpT
Nov 29	@ Ind	W	PS												
Dec 6	Cle	L	PS												
Dec 13	@ Jax	W	PS												
Dec 20	Det	W	IA												
Dec 27	@ GB	L	S	1	1	0	0.0	0.0	0	0	0	0	0	0	0
Jan 3	@ Hou	W	p	2	1	1	1.0	7.0	1	1	0	0	0	0	0
Totals			4-2	2/1	3	2	1	1.0	7.0	1	1	0	0	0	0

BROOKS REED'S NFL STATISTICS

REGULAR SEASON

Year	Team	GP	GS	TACKLES						INTERCEPTIONS					FUMBLES				
				Tot	Solo	Asst	Sk	Yds	QBP	TFL	No	Yds	Lg	TD	PD	FF	FR	Yds	SpT
2011	Houston	16	11	44	30	14	6.0	36.0	11	7	0	0	0	0	3	0	2	0	1
2012	Houston	12	12	27	19	8	2.5	11.5	7	4	0	0	0	0	3	1	0	0	0
2013	Houston	16	16	56	43	13	3.0	17.0	6	9	0	0	0	0	0	0	0	0	0
2014	Houston	16	13	41	25	16	3.0	19.0	10	5	1	5	5	0	4	0	0	0	0
2015	Atlanta	13	5	17	10	7	0.0	0.0	2	2	0	0	0	0	0	0	0	0	0
2016	Atlanta	15	7	21	14	7	2.0	12.0	7	2	0	0	0	0	1	1	0	0	4
2017	Atlanta	16	14	39	22	17	4.0	41.0	7	6	0	0	0	0	0	0	0	0	2
2018	Atlanta	16	8	24	16	8	1.0	0.0	4	0	0	0	0	0	0	1	0	0	0
2019	Arizona	9	0	4	3	1	1.0	5.0	1	1	0	0	0	0	0	0	0	0	3
2020	Tennessee	2	1	3	2	1	1.0	7.0	1	1	0	0	0	0	0	0	0	0	1
NFL Totals		131	87	276	184	92	23.5	148.5	56	37	1	5	5	0	11	3	2	0	11

PLAYOFFS

Year	Team	GP	GS	TACKLES						INTERCEPTIONS					FUMBLES				
				Tot	Solo	Asst	Sk	Yds	QBP	TFL	No	Yds	Lg	TD	PD	FF	FR	Yds	SpT
2011	Houston	2	2	13	9	4	3.5	23.0	3	2	0	0	0	0	0	1	0	0	0
2012	Houston	2	2	6	4	2	1.5	4.5	2	0	0	0	0	0	0	0	0	0	0
2016	Atlanta	3	1	7	6	1	1.0	7.0	1	2	0	0	0	0	0	0	0	0	0
2017	Atlanta	2	0	3	3	0	0.0	0.0	1	0	0	0	0	0	0	0	0	0	0
NFL Totals		9	5	29	22	7	6.0	34.5	7	4	0	0	0	0	0	1	0	0	0

Single-Game Highs

Tackles - 7 (Twice, last vs. Buffalo 10/1/17)
 Sacks - 2 (Twice, last at Chicago 9/10/17)
 Interceptions - 1 at Oakland (9/14/14)
 Forced Fumbles - 1 (Three times, last at Cleveland 11/11/18)
 Fumble Recovery - 1 (Twice, last at Indianapolis 12/22/11)
 Tackles for Loss - 3 at Chicago (9/10/17)
 Passes Defensed - 2 vs. Jacksonville (12/28/14)

Playoff Single-Game Highs

Tackles - 8 at Baltimore (1/15/12)
 Sacks - 2.5 at Baltimore (1/15/12)
 Forced Fumbles - 1 at Baltimore (1/15/12)
 Tackles for Loss - 1 (Four times, last vs. New England 2/5/17)



50 DERICK ROBERSON

OUTSIDE LINEBACKER • 6'3" • 250 LBS • COLLEGE: SAM HOUSTON STATE
ACQUIRED: FREE AGENT - 2019 • NFL EXPERIENCE (NFL/TITANS): 2/2
HOMETOWN: SAN ANTONIO, TEXAS
GAMES PLAYED/GAMES STARTED: 11/1 (PLAYOFFS: 3/0)



PRO: The Titans signed Derick Roberson as a rookie free agent following the 2019 NFL Draft. The 6-foot-3-inch, 250-pounder appeared in six games, including all three postseason contests as a rookie in 2019 and posted three sacks. He appeared in 32 games over three seasons at Sam Houston State after transferring from Texas following his redshirt freshman campaign. Roberson led the FCS and tied a single-season school record with 15 sacks as a senior. During his college career, Roberson posted 129 tackles, 25 sacks, eight passes defended and eight forced fumbles.

CAREER HIGHLIGHTS:

- In 2019, Roberson played as a reserve outside linebacker in three regular season games as a rookie and collected three sacks, including two of Drew Brees.

TITANS TIDBITS:

- Roberson enjoys painting on and designing sneakers and cleats.
- Roberson is unsure how many tattoos he has at this point, but he has drawn and designed some of the ones he has inked on his body.

CAREER TRANSACTIONS:

- The San Antonio, Texas, native was signed by the Titans as a rookie free agent on May 10, 2019.
- Waived by the Titans on Aug. 31, 2019 and signed to the team's practice squad a day later.
- Signed by the Titans to their active roster from the practice squad on Oct. 19, 2019.
- Waived by the Titans on Oct. 22, 2019 and signed to the team's practice squad two days later.
- Signed by the Titans to their active roster from the practice squad on Nov. 26, 2019.

SEASON RECAPS:

2020 (8/1): Has tied for the team lead in quarterback pressures once at 2020 (at BAL). Has led the team in special teams tackles once in 2020 (at IND). Made his first career NFL start at Baltimore (11/22/20).

- At Denver (9/14), was inactive.
- Against Jacksonville (9/20), was inactive.
- At Minnesota (9/27), was inactive.
- Against Buffalo (10/13), was inactive.
- Against Houston (10/18), made his season debut as a reserve at outside linebacker.
- Against Pittsburgh (10/25), was inactive.
- At Cincinnati (11/1), was inactive.
- Against Chicago (11/8), returned to the lineup as a reserve at outside linebacker and tallied three tackles, a quarterback pressure and a pass defended. Notched a special teams tackle on coverage units. Batted down a pass intended at the line of scrimmage that was intended for Darnell Mooney late in the third quarter.
- Against Indianapolis (11/12), played as a reserve at outside linebacker.
- At Baltimore (11/22), made his first career start at outside linebacker and totaled a tackle and a quarterback pressure.
- At Indianapolis (11/29), saw action as a reserve at outside linebacker and recorded a quarterback pressure. Led the team with two special teams tackles on coverage units.
- Against Cleveland (12/6), played as a reserve at outside linebacker and tallied a tackle.
- At Jacksonville (12/13), saw action as a reserve at outside linebacker and notched a quarterback pressure.
- Against Detroit (12/20), played as a reserve at outside linebacker and

produced a tackle and a forced fumble. Forced a T.J. Hockenson fumble that was recovered by Jeffery Simmons in the third quarter.

- At Green Bay (12/27), was inactive.
- At Houston (1/3), was inactive.

2019 (3/0, 3/0): Saw action as a reserve in three games during his rookie campaign and collected four tackles, including three sacks. Notched a special teams tackle on coverage units. Was inactive for three games. Spent the first six weeks on the Titans' practice squad before being elevated to the active roster in Week 7. Spent Weeks 8-12 on the practice squad before being signed to the active roster prior to Week 13. Played in all three postseason contests and posted two tackles, three quarterback pressures, a stop for loss and two special teams tackles. Led or tied for the team lead in sacks twice in 2019 (vs. NO, at HOU). Tied for the team lead in quarterback pressures once in 2019 (at KC). Tied for the team lead in special teams tackles twice in 2019 (vs. HOU, at KC). Played in his first career NFL contest against Houston (12/15/19).

- Against Houston (12/15), made his NFL debut as a reserve on special teams and collected a tackle on coverage units.
- Against New Orleans (12/22), played as a reserve at outside linebacker and produced two sacks. Collected his first career sack by dropping Drew Brees for a seven-yard loss on third-and-18 in the first quarter. Shot up the middle and sacked Brees for an eight-yard loss on third-and-10 in the final quarter. Became the first Titans rookie with two or more sacks in a game since linebacker Avery Williamson accomplished the feat as a rookie against the Pittsburgh Steelers on Nov. 17, 2014.
- At Houston (12/29), saw action as a reserve at outside linebacker and recorded two tackles, including a sack. Halted a Texans' first quarter drive by sacking A.J. McCarron for an eight-yard loss on third-and-four.
- At New England (1/4), played as a reserve at outside linebacker in his postseason debut and posted a tackle for loss. Halted a Patriots' drive by stuffing James White for a four-yard loss on a third-and-15 screen pass in the third quarter.
- At Baltimore (1/11), saw action as a reserve at outside linebacker and recorded a tackle and a quarterback pressure.
- At Kansas City (1/19), played as a reserve at outside linebacker and registered two quarterback pressures. Tied for the team lead with two special teams tackles on coverage units.

COLLEGE:

- As a senior (2018), appeared in 11 games with seven starts at Sam Houston State and recorded 68 tackles, 20.5 tackles for loss, 15 sacks, two passes defended and five forced fumbles.
- As a junior (2017), started 13 contests for Sam Houston State and tallied 40 tackles, eight tackles for loss, 4.5 sacks, five passes defended, one interception and one forced fumble.
- As a sophomore (2016), saw action in eight games for Sam Houston State after transferring from Texas following the 2015 season. Totaled 15 tackles, 3.5 sacks, one pass defended and one forced fumble.
- As a redshirt freshman (2015), appeared in 10 games at Texas and registered six tackles, two sacks and one forced fumble.
- Redshirted at Texas in 2014.

PERSONAL:

- Attended Brennan (Texas) High School where he was named 4A Defensive Player of the Year and First-Team All-State by the Associated Press as a senior.
- Chosen as the All-Area Defensive Player of the Year by San Antonio Express-News. Ranked as the No. 9 defensive end and No. 57 overall

player by Scout.com and as the No. 8 defensive end and No. 78 overall player by ESPN.

- Tallied 111 tackles, 39 tackles for loss, 20 sacks, four passes defended, one forced fumble and three fumble recoveries as a senior.
- Follow Roberson on Twitter @DerickJRoberson.
- Born Derick Roberson on Nov. 15, 1995 in San Antonio, Texas.

DERICK ROBERSON'S DEFENSIVE GAME-BY-GAME

2019 Tennessee Titans

Date	Opp	W/L	P/S	Tot Solo Asst	Sk - Yds	QBP	TFL	Int - Yds -TD	PD	FF	FR - Yds	SpT			
Sept 8	@ Cle	W	PS												
Sept 15	Ind	L	PS												
Sept 19	@ Jax	L	PS												
Sept 29	@ Atl	W	PS												
Oct 6	Buf	L	PS												
Oct 13	@ Den	L	PS												
Oct 20	LAC	W	IA												
Oct 27	TB	W	PS												
Nov 3	@ Car	L	PS												
Nov 10	KC	W	PS												
Nov 24	Jax	W	PS												
Dec 1	@ Ind	W	IA												
Dec 8	@ Oak	W	IA												
Dec 15	Hou	L	p	0	0	0	0.0	0.0	0	0	0	0	1		
Dec 22	NO	L	p	2	2	0	2.0	15.0	0	0	0	0	0	0	
Dec 29	@ Hou	W	p	2	2	0	1.0	8.0	0	0	0	0	0	0	
Totals		9-7	3/0	4	4	0	3.0	23.0	0	0	0	0	0	1	
Playoffs															
Jan 4	@ NE	W	p	1	1	0	0.0	0.0	0	1	0	0	0	0	0
Jan 11	@ Bal	W	p	1	1	0	0.0	0.0	1	0	0	0	0	0	0
Jan 19	@ KC	L	p	0	0	0	0.0	0.0	2	0	0	0	0	0	2
Totals		2-1	3/0	2	2	0	0.0	0.0	3	1	0	0	0	0	2

2020 Tennessee Titans

Date	Opp	W/L	P/S	Tot Solo Asst	Sk - Yds	QBP	TFL	Int - Yds -TD	PD	FF	FR - Yds	SpT						
Sept 14	@ Den	W	IA															
Sept 20	Jax	W	IA															
Sept 27	@ Min	W	IA															
Oct 13	Buf	W	IA															
Oct 18	Hou	W	p	0	0	0	0.0	0.0	0	0	0	0	0	0				
Oct 25	Pit	L	IA															
Nov 1	@ Cin	L	IA															
Nov 8	Chi	W	p	3	2	1	0.0	0.0	1	0	0	0	0	1				
Nov 12	Ind	L	p	0	0	0	0.0	0.0	0	0	0	0	0	0				
Nov 22	@ Bal	W	S	1	1	0	0.0	0.0	1	0	0	0	0	0				
Nov 29	@ Ind	W	p	0	0	0	0.0	0.0	1	0	0	0	0	0	2			
Dec 6	Cle	L	p	1	1	0	0.0	0.0	0	0	0	0	0	0	0			
Dec 13	@ Jax	W	p	0	0	0	0.0	0.0	1	0	0	0	0	0	0			
Dec 20	Det	W	p	1	0	1	0.0	0.0	0	0	0	0	1	0	0			
Dec 27	@ GB	L	IA															
Jan 3	@ Hou	W	IA															
Totals		11-5	8/1	6	4	2	0.0	0.0	4	0	0	0	0	1	1	0	0	3

DERICK ROBERSON'S NFL STATISTICS

REGULAR SEASON

Year	Team	GP	GS	TACKLES						INTERCEPTIONS					FUMBLES					
				Tot	Solo	Asst	Sk	Yds	QBP	TFL	No	Yds	Lg	TD	PD	FF	FR	Yds	SpT	
2019	Tennessee	3	0	4	4	0	3.0	23.0	0	0	0	0	0	0	0	0	0	0	0	1
2020	Tennessee	8	1	6	4	2	0.0	0.0	4	0	0	0	0	1	1	0	0	0	0	0
NFL Totals		11	1	10	8	2	3.0	23.0	4	0	0	0	0	1	1	0	0	0	0	0

PLAYOFFS

Year	Team	GP	GS	TACKLES						INTERCEPTIONS					FUMBLES					
				Tot	Solo	Asst	Sk	Yds	QBP	TFL	No	Yds	Lg	TD	PD	FF	FR	Yds	SpT	
2019	Tennessee	3	0	2	2	0	0.0	0.0	3	1	0	0	0	0	0	0	0	0	0	2
NFL Totals		3	0	2	2	0	0.0	0.0	3	1	0	0	0	0	0	0	0	0	0	2

Single-Game Highs

Tackles - 2 (Twice, last at Houston 12/29/19)
 Sacks - 2 vs. New Orleans (12/22/19)
 Forced Fumble - **1 vs. Detroit (12/20/20)**
 Pass Defended - **1 vs. Chicago (11/8/20)**
 Special Teams Tackles - **2 at Indianapolis (11/29/20)**

Playoff Single-Game Highs

Tackles - 1 (Twice, last at Baltimore 1/11/20)
 Tackles For Loss - 1 at New England (1/4/20)
 Quarterback Pressures - 2 at Kansas City (1/19/20)
 Special Teams Tackles - 2 at Kansas City (1/19/20)



76 **RODGER SAFFOLD III**

GUARD • 6'5" • 325 LBS • COLLEGE: INDIANA

ACQUIRED: UNRESTRICTED FREE AGENT (LOS ANGELES RAMS) - 2019

NFL EXPERIENCE (NFL/TITANS): 11/2 • HOMETOWN: BEDFORD, OHIO

GAMES PLAYED/GAMES STARTED: 145/142 (PLAYOFFS: 7/7)

PRO: The Titans signed Rodger Saffold III early in the 2019 free agency period to bring veteran leadership and experience to the interior of the offensive front. The 6-foot-5-inch, 325-pounder was originally selected by the St. Louis Rams in the second round (33rd overall) of the 2010 NFL Draft. The Indiana University product is a versatile player, having started contests at both guard and both tackle spots in his NFL career.

CAREER HIGHLIGHTS:

- In 2019, Saffold started all 16 games and all three postseason contests at left guard for the second consecutive season and in his first season with the Titans. Helped open holes for Derrick Henry to lead the NFL with 1,540 rushing yards in 2019.
- In 2018, Saffold started all 16 games for the Rams and all three postseason contests on L.A.'s march to Super Bowl LIII. He helped open holes for Todd Gurley II to gain 1,251 rushing yards and 17 touchdowns on the ground.
- In 2017, Saffold started 15 games at left guard and blocked for Todd Gurley's 1,305-yard rushing campaign that included 13 rushing scores.
- In 2010, Saffold was named All-Rookie by Pro Football Weekly and the Pro Football Writers of America after finishing the season as the only NFL rookie to start all of his team's games at left tackle.

TITANS TIDBITS:

- Saffold is the owner of competitive "Call of Duty" and "Fortnite" teams called Rise Nation. He invested in the video game industry in April 2014.
- His father, Rodger II, played football at the University of Iowa in the mid-1970s.
- Rodger and his wife Asia grew up on the same street as eight-year olds in Ohio. The childhood friend's romance didn't begin until quite awhile later when the two re-connected on Facebook during Saffold's second-year with the Rams.

CAREER TRANSACTIONS:

- A native of Bedford, Ohio, Saffold was selected by the St. Louis Rams in the second round (33rd overall) of the 2010 NFL Draft.
- Signed by the Titans as an unrestricted free agent on March 15, 2019.

SEASON RECAPS:

2020 (15/15 - Tennessee):

- At Denver (9/14), started at left guard and was a part of an offensive front that allowed the Titans to amass 377 total yards. Member of a line that allowed just one sack on 43 pass attempts.
- Against Jacksonville (9/20), started at left guard and helped the offense post 354 total yards.
- At Minnesota (9/27), started at left guard and was a member of an offensive front that allowed the Titans to collect 134 yards on the ground.
- Against Buffalo (10/13), started at left guard and was a part of an offensive line that blocked for Titans' rushers to gain 139 yards on the ground while not allowing a sack on 28 pass attempts.
- Against Houston (10/18), started at left guard and helped the offense become the first unit in NFL history to have a passer reach 350 yards (364 by Ryan Tannehill) and a rusher reach 200 yards (212 by Derrick Henry) in a game.
- Against Pittsburgh (10/25), started at left guard.
- At Cincinnati (11/1), started at left guard and blocked for Titans' rushers to gain 218 yards on 29 carries.
- Against Chicago (11/8), started at left guard but left the game in the second quarter with an injury.

- Against Indianapolis (11/12), started at left guard and helped open holes for Titans' ball carriers to gain 157 rushing yards on 32 carries (4.9 avg.). Left the game on two occasions with an injury.
- At Baltimore (11/22), was inactive.
- At Indianapolis (11/29), started at left guard and blocked for Titans' rushers to gain 229 yards on 45 carries. Member of an offensive front that allowed just one sack on 22 pass attempts.
- Against Cleveland (12/6), started at left guard.
- At Jacksonville (12/13), started at left guard and helped open holes for Titans' rushers to gain 249 yards on the ground, including a 215-yard performance by Derrick Henry.
- Against Detroit (12/20), started at left guard and helped block for Titans' ball carriers to gain 195 yards and score three touchdowns on the ground.
- At Green Bay (12/27), started at left guard.
- At Houston (1/3), started at left guard and blocked for Derrick Henry to gain a franchise-record 250 rushing yards in the Titans' division-clinching victory and in the process become the eighth player in NFL history to eclipse 2,000 rushing yards in a season. Left the game in the third quarter with an injury.

2019 (16/16, 3/3 - Tennessee): Started all 16 games at left guard in his first season with the Titans and helped Derrick Henry lead the NFL with 1,540 rushing yards. Started all three postseason contests at left guard.

- At Cleveland (9/8), started at left guard in his Titans debut and opened holes for Titans' ball carriers to gain 123 yards on the ground.
- At Atlanta (9/29), started at left guard and was a part of an offensive front that did not allow a sack on 27 pass attempts, while opening holes for Titans' ball carriers to gain 138 yards on the ground.
- Against L.A. Chargers (10/20), started at left guard and helped the offense amass 403 total yards.
- Against Kansas City (11/10), started at left guard and helped open holes for Titans' rushers to gain 225 yards on the ground.
- Against Jacksonville (11/24), started at left guard and blocked for Titans' ball carriers to gain 219 rushing yards.
- At Indianapolis (12/1), started at left guard and helped open holes for Derrick Henry to collect 149 rushing yards on 26 carries.
- At Oakland (12/8), started at left guard and was a part of an offensive front that blocked for Titans' ball carriers to gain 161 yards on the ground, while also not allowing a sack on 27 pass attempts.
- Against Houston (12/15), started at left guard and was a member of an offensive line that opened holes for Titans' rushers to gain 163 yards on the ground.
- Against New Orleans (12/22), started at left guard and helped the Titans amass 149 rushing yards on 26 carries.
- At Houston (12/29), started at left guard and was a part of an offensive front that blocked for Derrick Henry to amass 211 yards on the ground and become the NFL's leading rusher in 2019.
- At New England (1/4), started at left guard and was a member of an offensive front that opened holes for Derrick Henry to collect 182 yards on the ground.
- At Baltimore (1/11), started at left guard and was a part of an offensive line that blocked for Derrick Henry to collect a franchise postseason record 195 rushing yards.

2018 (16/16, 3/3 - Los Angeles Rams): Started all 16 regular season games and all three postseason contests at left guard. Was a member of an offensive front that blocked for the NFL's second ranked offense, including the third ranked ground game and fifth ranked passing attack.

- Against Arizona (9/16), started at left guard in his 100th career game and

helped open holes for Todd Gurley II's three rushing touchdowns.

- Against Minnesota (9/27), played in all 55 offensive plays at left guard and helped the offense total 556 yards.
- At Denver (10/14), started at left guard and helped paved the way for Todd Gurley II to set a new career-high in rushing yards with 208 yards.
- Against Green Bay (10/28), appeared in all 78 offensive plays and blocked for Todd Gurley II to gain 195 yards from scrimmage.
- At New Orleans (11/4), started at left guard and played all 60 offensive plays and helped give Jared Goff time to throw for 391 yards and three touchdowns.
- Against Dallas (1/12), appeared in all 79 offensive plays and paved the way for Todd Gurley II to rush for 115 yards and one touchdown in the Divisional Round.
- At New Orleans (1/20), started at left guard and played all 69 offensive plays and protected Jared Goff to throw for 297 yards.
- Against New England in Super Bowl LIII (2/3), started at left guard and played all 65 offensive snaps.

2017 (15/15, 1/1 - Los Angeles Rams): Started 15 games at left guard plus one playoff start. Played a key role on the top-ranked scoring team in the league. Did not play in the regular season finale.

- At Dallas (10/1), played all 69 offensive snaps and paved the way for 168 total rushing yards.
- Against Arizona (10/22), played all 80 offensive snaps and opened running lanes for Todd Gurley II who notched his fourth 100-plus yard rushing game of the season.
- Against Houston (11/12), allowed Jared Goff to have time in the pocket to throw for a career-high 355 yards.
- At Tennessee (12/24), helped protect Jared Goff who recorded 301 passing yards and four touchdowns.
- Against Atlanta (1/6), made first-career postseason start at left guard in the Wild Card matchup. Helped give Jared Goff time to throw for 259 yards and one touchdown.

2016 (15/15 - Los Angeles Rams): Started 15 games at various positions along the line including left guard, left tackle, and right tackle. Started 12 games at left guard, two games at left tackle and the regular season finale at right tackle. Was inactive for one contest.

- At Tampa Bay (9/25), started at left guard and opened up running lanes for Todd Gurley to rush for two touchdowns.
- At New Orleans (11/27), started at left tackle for the first time since late in the 2012 campaign. Left the game in the second quarter and did not return.

2015 (5/5 - St. Louis): Started the first five games of the season at right guard before being placed on injured reserve on Oct. 15.

- At Arizona (10/4), part of an offensive line that helped produce 164 rushing yards.

2014 (16/16 - St. Louis): Started 16 games. Started 13 games at left guard and three contests at right guard. Saw action at both tackle positions.

- Against Dallas (9/21), started at left guard and helped block for an offense that produced 448 total yards.
- Against Denver (11/16), started at left guard and helped block for the offense to register a 100-yard rusher and 100-yard receiver.
- Against Oakland (11/30), started at left guard and was a member of an offensive front that helped the offense score 38 points in the first half, which is tied for second-most in franchise history.

2013 (12/9 - St. Louis): Played in 12 games with nine starts. Started three games at right tackle, five at right guard and one at left tackle. Was inactive for four games.

- Against Arizona (9/8), started at right tackle and was a part of an offensive line that helped block for Sam Bradford allowing him to throw for 299 yards and two touchdowns.
- At Indianapolis (11/10), marked his first career start at right guard. Helped block for the Rams' backs to run for 140 yards, the team's third straight 100 yard rushing game.
- Against Chicago (11/24), started at right guard and was a part of an offensive line that helped block for the Rams rushing corps to run for 258 yards, the team's highest single game total of the season.
- Against Tampa Bay (12/22), started at right guard and moved to left tackle for Jake Long who left in the first quarter with an injury. Helped block for two rushing touchdowns.

2012 (10/10 - St. Louis): Started 10 games at left tackle, including the final eight contests of the season. Helped Steven Jackson reach 1,000 yards for the eighth-straight season. Was inactive for six games.

- At San Francisco (11/11), started at left tackle and helped the Rams put up 458 total yards on offense.
- At Arizona (11/25), started at left tackle and helped Steven Jackson notch 139 yards on the ground.
- At Seattle (12/30), started at left tackle and was a part of an offensive line that allowed zero sacks.

2011 (9/9 - St. Louis): Started all nine games he played at left tackle from Weeks 1-10. Placed on injured reserve on Nov. 19 missing the final seven games of the campaign.

2010 (16/16 - St. Louis): Named All-Rookie by Pro Football Weekly and the Pro Football Writers of America. Finished the season as the only NFL rookie to start all of his team's games at left tackle. Allowed only three sacks in 590 pass attempts and was a part of an offensive line that helped Steven Jackson surpass the 1,000-yard mark for a sixth consecutive year.

COLLEGE:

- Started 41 of 42 games at Indiana. Never left the starting lineup after sliding in at left tackle midway through his true freshman campaign. While in the starting lineup the Hoosiers rushed over 100 yards in 29 games. In his last two seasons, registered 171 knockdowns and 20 touchdown-resulting blocks.
- As a senior (2009), named a team captain and started all 12 games at left tackle. Selected second team All-Big Ten by the conference coaches and named honorable mention by the league's media. Anchored an offensive line that allowed just 16 sacks on the season, a total that ranked second in the Big Ten and shared 28th nationally. The front five surrendered one sack per 27.5 pass attempts, which ranked second in the Big Ten. Saffold allowed just one sack on the year. Hoosiers rushed for over 180 yards on four occasions, including 197 yards at No. 23 Michigan and 196 yards against Purdue.
- As a junior (2008), started 10 games at left tackle. Battled a back injury the entire season and missed two games with a knee injury. The Hoosiers broke the 2,000-yard rushing mark (2,003) for the second straight year, the first time since 2000 and 2001 an Indiana team produced back-to-back 2,000-yard rushing seasons. Indiana averaged 4.5 yards per carry and posted 19 rushing scores, its best numbers since 2001. The team rushed for over 250 yards four times with a season-best 297 yards in the season-opening win over Western Kentucky.
- As a sophomore (2007), started all 13 games at left tackle. Helped the Hoosiers average 157.4 yards per game on the ground and 393.8 yards of total offense, the highest averages in each category since 2001. The Hoosiers also set a new school record with 412 points and finished second in school history averaging 31.7 points per game. A key component of an Indiana rushing attack that went over 100 yards nine times and over 200 yards five times.
- As a freshman (2006), played in seven games starting six times. Started at left tackle for six straight contests, beginning with the Hoosiers' game against Wisconsin. In those six starts, the Hoosier running game topped 100 yards five times and averaged 138.5 per contest.
- Graduated in May 2010 with a public affairs management degree from Indiana.

PERSONAL:

- Was a two-way lineman at Bedford (Ohio) High School and was rated a two-star prospect by Rivals.com.
- As a senior, earned first team All-Lake Erie League, All-District and honorable mention All-State honors after recording 18 tackles as a defensive end and notching a 94-percent blocking efficiency on the offensive front. Also played in 2006 Ohio North-South All-Star game.
- Follow Saffold on Twitter at @Rodger_Saffold.
- Follow Saffold on Instagram at @rsaff76.
- Born Rodger P. Saffold III on June 6, 1988 in Bedford, Ohio.

RODGER SAFFOLD'S NFL STATISTICS

REGULAR SEASON

Year	Team	GP	GS
2010	St. Louis Rams	16	16
2011	St. Louis Rams	9	9
2012	St. Louis Rams	10	10
2013	St. Louis Rams	12	9
2014	St. Louis Rams	16	16
2015	St. Louis Rams	5	5
2016	L.A. Rams	15	15
2017	L.A. Rams	15	15
2018	L.A. Rams	16	16
2019	Tennessee	16	16
2020	Tennessee	15	15
NFL Totals		145	142

PLAYOFFS

Year	Team	GP	GS
2017	L.A. Rams	1	1
2018	L.A. Rams	3	3
2019	Tennessee	3	3
NFL Totals		7	7

Starts Breakdown:

2010 - LT 16; 2011 - LT 9; 2012 - LT 10; 2013 - RT 3, RG 5, LT 1; 2014 - LG 13, RG 3; 2015 - RG 5; 2016 - LG 12, LT 2, RT 1; 2017 - LG 15 (Playoffs - LG 1); 2018 - LG 16 (Playoffs - LG 3); 2019 - LG 16 (Playoffs - LG 3); 2020 - LG 15

Additional Career Statistics

Misc. Tackles - 1 (2011), 1 (2013), 2 (2014), 1 (2015), 1 (2016)

Fumble Recoveries - 1 (2012), 1 (2019)



98 JEFFERY SIMMONS

DEFENSIVE TACKLE • 6'4" • 305 LBS • COLLEGE: MISSISSIPPI STATE
ACQUIRED: 1ST ROUND - 2019 • NFL EXPERIENCE (NFL/TITANS): 2/2
HOMETOWN: MACON, MISS.
GAMES PLAYED/GAMES STARTED: 24/22 (PLAYOFFS: 3/0)



PRO: The Titans selected Jeffery Simmons with the 19th overall pick in the 2019 NFL Draft. Simmons began his rookie season on the non-football injury list due to a serious knee injury he suffered during training in February 2019. He missed the first six games of the season but was added to the 53-man roster in Week 7. He played a total of nine games (three starts) during the regular season and all three games in the playoffs. The 6-foot-4, 305-pound defensive lineman provides a rare blend of size, power and quickness. He was a first-team All-SEC selection as a sophomore and junior, adding second-team All-American as a junior. Following his junior season, he declared for the NFL Draft.

CAREER HIGHLIGHTS:

- As a rookie in 2019, Simmons totaled 40 tackles, two sacks, two tackles for loss, 14 quarterback pressures and one pass defended in nine games (seven starts). He added four tackles, three quarterback pressures and a fumble recovery in three playoff contests.
- As a junior in 2018, Simmons was named first-team All-SEC and second-team All-American after totaling 63 tackles, 17 tackles for loss and two sacks. His 17 tackles for loss led the team, ranked fourth in the SEC and were the third-most in single-season school history.

TITANS TIDBITS:

- During college Simmons was a two-time member of the SEC Academic Honor Roll.
- Simmons' brother, Dylan Bradley, played football at Southern Miss and then spent time with the Minnesota Vikings. His uncle, Jason Hatcher, played 10 total seasons with the Dallas Cowboys and Washington Redskins.
- Away from football, Simmons enjoys fishing and spending time outdoors.

CAREER TRANSACTIONS:

- The Macon, Miss., native was selected by the Titans in the first round (19th overall) of the 2019 NFL Draft.

SEASON RECAPS:

2020 (15/15): Finished second on the club with three sacks and 19 quarterback pressures. Tied for the NFL lead with three defensive fumble recoveries in 2020. Has led or tied for the team lead in sacks three times in 2020 (at MIN, vs. HOU, at IND). Has led or tied for the team lead in quarterback pressures eight times in 2020 (at MIN, vs. HOU, vs. PIT, at CIN, at BAL, at IND, vs. CLE, at GB). Has tied for the team lead in passes defended once in 2020 (vs. IND).

- At Denver (9/14), started at defensive tackle and collected four tackles and a fumble recovery. Gave the Titans offense great field position by recovering a Melvin Gordon III fumble that was forced by Kevin Byard at the Broncos' 23-yard line early in the second quarter. Finished off the Titans' goal-line stand in the second quarter by stuffing Jake Butt for no gain on a short pass on fourth down.
- Against Jacksonville (9/20), started at defensive tackle and posted three tackles and a pass defended. Sealed the victory by deflecting a Gardner Minshew II pass that was intercepted by Harold Landry III with 47 seconds remaining in the game.
- At Minnesota (9/27), started at defensive tackle and registered five tackles, including a sack and a team-best five quarterback pressures. Ended a Vikings' drive by dropping Kirk Cousins for a six-yard sack on third-and-eight in the first quarter.
- Against Buffalo (10/13), missed the game while on reserve/COVID-19.
- Against Houston (10/18), started at defensive tackle and produced six

tackles, including a sack and two quarterback pressures. Teamed with DaQuan Jones to stuff David Johnson for a one-yard loss on a rush off left tackle in the first quarter. Combined with Rashaan Evans to stuff David Johnson for no gain on a goalline rush in the second quarter. Halted a Texans' drive by dropping Deshaun Watson for a 12-yard sack on third-and-eight in the fourth quarter. Made a critical play by batting down a two-point conversion attempt intended to Randall Cobb that would have made it a two-score game late in the fourth quarter.

- Against Pittsburgh (10/25), started at defensive tackle and registered three tackles, a team-high two quarterback pressures and a pass defended. Pounced on James Conner for a 10-yard loss after Ben Roethlisberger pitched him the ball in the first quarter. Stuffed Conner for no gain on a rush up the middle in the third stanza. Batted a Roethlisberger pass that was then intercepted by Jayon Brown late in the third quarter.
- At Cincinnati (11/1), started at defensive tackle and posted four tackles and a quarterback pressure.
- Against Chicago (11/8), named AFC Defensive Player of the Week after starting at defensive tackle and tallying three tackles, a forced fumble, a fumble recovery and a pass defended. Forced a David Montgomery fumble that was scooped up by Desmond King II and returned 63 yards for a touchdown in the third quarter. Deflected a pass intended for Anthony Miller in the final stanza. Recovered a Miller fumble that was forced by Jayon Brown in the fourth quarter.
- Against Indianapolis (11/12), started at defensive tackle and collected two tackles and a pass defended. Batted down a pass intended for Mo Alie-Cox in the second quarter.
- At Baltimore (11/22), started at defensive tackle and totaled three tackles and a quarterback pressure.
- At Indianapolis (11/29), started at defensive tackle and recorded four tackles, a sack, two quarterback pressures and a pass defended. Halted a Colts' drive by dropping Philip Rivers for a six-yard sack on third-and-six in the third quarter. Batted down a pass intended for T.Y. Hilton late in the third stanza. Stuffed Nyheim Hines for no gain on a rush up the middle late in the fourth quarter.
- Against Cleveland (12/6), started at defensive tackle and tallied a career-high seven tackles with a quarterback pressure. Combined with David Long Jr. to stuff Nick Chubb for no gain on a rush off left guard in the first quarter. Teamed with Rashaan Evans to stonewall Kareem Hunt for a one-yard loss on a rush up the middle in the opening stanza. Stopped Hunt for no gain on a rush off right tackle in the second quarter.
- At Jacksonville (12/13), started at defensive tackle and notched a tackle and a quarterback pressure.
- Against Detroit (12/20), started at defensive tackle and produced two tackles, two quarterback pressures and a fumble recovery. Recovered a T.J. Hockenson fumble that was forced by Derick Roberson in the third quarter.
- At Green Bay (12/27), started at defensive tackle and registered two tackles and a quarterback pressure.
- At Houston (1/3), started at defensive tackle and notched a quarterback pressure in the Titans' division-clinching victory.

2019 (9/7, 3/0): Played in nine games with seven starts during his rookie campaign and collected 40 tackles, two sacks, 14 quarterback pressures, two tackles for loss and a pass defended. Spent the first six weeks of the season on the non-football injury list. Saw action in all three postseason contests and notched four tackles, three quarterback pressures and a fumble recovery. Led or tied for the team lead in sacks twice (vs. LAC, at OAK). Tied for the team lead in quarterback pressures once (at HOU). Saw action in his first career game and registered his first career sack against

the L.A. Chargers (10/20/19). Made his first career start against Tampa Bay (10/27/19).

- Against L.A. Chargers (10/20), made his NFL debut as a reserve at defensive end and posted six tackles, including a sack, a stop for loss and two quarterback pressures. Teamed with Harold Landry to stonewall Melvin Gordon for a one-yard loss on a rush off right tackle in the opening quarter. Collected his first career sack by dropping Philip Rivers for a three-yard loss in the third quarter. Combined with Rashaan Evans to stop Gordon for no gain on first-and-goal during the final goal-line stand.
- Against Tampa Bay (10/27), notched his first career NFL start at defensive end and tallied four tackles and two quarterback pressures. Stonewalled Peyton Barber for no gain on a first-and-goal rush off right guard in the first quarter.
- At Indianapolis (12/1), started at defensive end and posted five tackles and three quarterback pressures. Teamed with Kamalei Correa to stuff Jonathan Williams for a two-yard loss on a rush off left end in the opening quarter.
- At Oakland (12/8), started at defensive end and amassed five tackles, including a sack and a stop for loss. Stuffed DeAndré Washington for a two-yard loss on a rush off left end late in the first quarter. Halted a Raiders' drive by sacking Derek Carr for a four-yard loss on third-and-two in the third quarter.
- Against Houston (12/15), started at defensive end and totaled four tackles, two quarterback pressures and a pass defended. Halted a potential Texans' scoring drive by deflecting a Deshaun Watson pass at the line of scrimmage that was then intercepted by Jayon Brown in the end zone.
- At Houston (12/29), played as a reserve on the defensive front and recorded three tackles and three quarterback pressures.
- At New England (1/4), saw action as a reserve on the defensive front in his first career postseason contest and posted two tackles and a quarterback pressure.
- At Baltimore (1/11), played as a reserve at defensive end and recorded two tackles, a fumble recovery and two quarterback pressures. Set up the Titans' final touchdown by recovering a Lamar Jackson fumble after a Jurrell Casey strip-sack midway through the third quarter.

COLLEGE:

- During a three-year career as a defensive tackle at Mississippi State, Simmons appeared in 38 contests with 28 starts. He finished his career ranked sixth in school history with 32.5 in tackles for loss. He also tied for sixth in MSU annals with five forced fumbles and tied for fourth with three blocked kicks. His totals also included 163 tackles, seven sacks, seven passes defended and two defensive touchdowns. He was one of two players in the nation to be named a Bednarik Award Semifinalist in both 2017 and 2018.
- As a junior (2018), appeared in 13 games with 12 starts. Led the team and ranked fourth in the SEC with 17 tackles for loss, which made up the third-highest total in school history. Tied for second in the SEC among defensive linemen with 63 total tackles and added a pair of sacks, one forced a fumble and four passes defended. Collected two or more tackles for loss in six different games and had at least one in nine contests. Named a Bednarik Award Semifinalist and won the 2018 Conerly Trophy by the Mississippi Sports Hall of Fame and Museum as the top player in Mississippi. Also named second-team All-American (AP, The Athletic) and first-team All-SEC (AP, Coaches).
- As a sophomore (2017), started all 13 games and tallied 60 tackles, five sacks, 12 tackles for loss, 41 quarterback pressures, two forced fumbles,

two fumble recoveries and one pass defended. With three total blocked kicks and punts, became the first SEC player since 2004 to lead the nation in the category. Named first-team All-SEC (AP, Coaches, PFF) and was a Bednarik Award Semifinalist. Added 2017 SEC Academic Honor Roll recognition.

- As a freshman (2016), played in 12 games with three starts at defensive tackle and finished with 40 tackles, 3.5 tackles for loss and four quarterback hurries. Led all SEC freshman and tied for the team lead with two forced fumbles. Became the first MSU defensive lineman to earn Freshman All-SEC honors since Chris Jones in 2013. Named to the SEC First-Year Academic Honor Roll.
- Majored in human development at Mississippi State.

PERSONAL:

- Has a son, Jeffery Jr.
- Attended Noxubee County (Macon, Miss.) High School, where he was named the nation's No. 10 overall player and the No. 2 defensive end by Scout.com. Named a five-star prospect by Rivals.com and Scout.com and a four-star prospect by 247Sports.com and ESPN.com. Named the top-rated player in Mississippi by Rivals.com and 247Sports.com.
- As a high school senior in 2015, helped Noxubee County win its second straight MHSAA Class 4A State Championship with a 12-4 overall record. Finished second on the team with 105 tackles. Led the Tigers with 20.5 tackles for loss, 18.5 sacks, 21 quarterback hurries, three blocked field goals and two blocked punts. Also forced two fumbles, recovered two fumbles, broke up five passes and recorded an interception.
- His mother is Brenda Bradley. He has one brother, Dylan, and two sisters, Brooke and Ashley.
- List of favorites: (movie) "The Blind Side"; (TV show) "Martin"; (song on your pregame playlist) "The Man" by Aloe Blacc; (meal) chicken alfredo; (dessert) Pecan Pie; and (sports team as a child) L.A. Lakers with Kobe Bryant.
- Follow Simmons on Twitter at @grindsimmons94 and on Instagram at @jsimmons_94.
- Born Jeffery Bernard Simmons Jr. on July 28, 1997, in Lasalle, La.

JEFFERY SIMMONS' DEFENSIVE GAME-BY-GAME

2019 Tennessee Titans

Date	Opp	W/L	P/S	Tot	Solo	Asst	Sk	- Yds	QBP	TFL	Int	- Yds	-TD	PD	FF	FR	- Yds	SpT	
Sept 8	@ Cle	W	NFI																
Sept 15	Ind	L	NFI																
Sept 19	@ Jax	L	NFI																
Sept 29	@ Atl	W	NFI																
Oct 6	Buf	L	NFI																
Oct 13	@ Den	L	NFI																
Oct 20	LAC	W	p	6	5	1	1.0	3.0	2	1	0	0	0	0	0	0	0	0	0
Oct 27	TB	W	S	4	3	1	0.0	0.0	2	0	0	0	0	0	0	0	0	0	0
Nov 3	@ Car	L	S	4	1	3	0.0	0.0	1	0	0	0	0	0	0	0	0	0	0
Nov 10	KC	W	S	3	1	2	0.0	0.0	1	0	0	0	0	0	0	0	0	0	0
Nov 24	Jax	W	S	6	3	3	0.0	0.0	0	0	0	0	0	0	0	0	0	0	0
Dec 1	@ Ind	W	S	5	3	2	0.0	0.0	3	0	0	0	0	0	0	0	0	0	0
Dec 8	@ Oak	W	S	5	4	1	1.0	4.0	0	1	0	0	0	0	0	0	0	0	0
Dec 15	Hou	L	S	4	3	1	0.0	0.0	2	0	0	0	0	1	0	0	0	0	0
Dec 22	NO	L	IA																
Dec 29	@ Hou	W	p	3	2	1	0.0	0.0	3	0	0	0	0	0	0	0	0	0	0
Totals	9-7	9/7		40	25	15	2.0	7.0	14	2	0	0	0	1	0	0	0	0	0
Playoffs																			
Jan 4	@ NE	W	p	2	1	1	0.0	0.0	1	0	0	0	0	0	0	1	0	0	0
Jan 11	@ Bal	W	p	2	2	0	0.0	0.0	2	0	0	0	0	0	0	1	0	0	0
Jan 19	@ KC	L	p	0	0	0	0.0	0.0	0	0	0	0	0	0	0	0	0	0	0
Totals	2-1	3/0		4	3	1	0.0	0.0	3	0	0	0	0	0	1	0	0	0	0

2020 Tennessee Titans

Date	Opp	W/L	P/S	Tot	Solo	Asst	Sk	- Yds	QBP	TFL	Int	- Yds	-TD	PD	FF	FR	- Yds	SpT	
Sept 14	@ Den	W	S	4	3	1	0.0	0.0	0	0	0	0	0	0	0	0	1	0	0
Sept 20	Jax	W	S	3	0	3	0.0	0.0	0	0	0	0	0	0	1	0	0	0	0
Sept 27	@ Min	W	S	5	3	2	1.0	6.0	5	1	0	0	0	0	0	0	0	0	0
Oct 13	Buf	W	R/C																
Oct 18	Hou	W	S	6	4	2	1.0	12.0	2	1	0	0	0	0	0	0	0	0	0
Oct 25	Pit	L	S	3	1	2	0.0	0.0	2	0	0	0	0	1	0	0	0	0	0
Nov 1	@ Cin	L	S	4	2	2	0.0	0.0	1	0	0	0	0	0	0	0	0	0	0
Nov 8	Chi	W	S	3	3	0	0.0	0.0	0	0	0	0	0	0	1	1	1	0	0
Nov 12	Ind	L	S	2	0	2	0.0	0.0	0	0	0	0	0	1	0	0	0	0	0
Nov 22	@ Bal	W	S	3	1	2	0.0	0.0	1	0	0	0	0	0	0	0	0	0	0
Nov 29	@ Ind	W	S	4	2	2	1.0	6.0	2	1	0	0	0	1	0	0	0	0	0
Dec 6	Cle	L	S	7	3	4	0.0	0.0	1	0	0	0	0	0	0	0	0	0	0
Dec 13	@ Jax	W	S	1	1	0	0.0	0.0	1	0	0	0	0	0	0	0	0	0	0
Dec 20	Det	W	S	2	0	2	0.0	0.0	2	0	0	0	0	0	0	0	1	0	0
Dec 27	@ GB	L	S	2	1	1	0.0	0.0	1	0	0	0	0	0	0	0	0	0	0
Jan 3	@ Hou	W	S	0	0	0	0.0	0.0	1	0	0	0	0	0	0	0	0	0	0
Totals	11-5	15/15		49	24	25	3.0	24.0	19	3	0	0	0	5	1	3	0	0	0

JEFFERY SIMMONS' NFL STATISTICS

REGULAR SEASON				TACKLES							INTERCEPTIONS					FUMBLES			
Year	Team	GP	GS	Tot	Solo	Asst	Sk	Yds	QBP	TFL	No	Yds	Lg	TD	PD	FF	FR	Yds	SpT
2019	Tennessee	9	7	40	25	15	2.0	7.0	14	2	0	0	0	0	1	0	0	0	0
2020	Tennessee	15	15	49	24	25	3.0	24.0	19	3	0	0	0	0	5	1	3	0	0
NFL Totals		24	22	89	49	40	5.0	31.0	33	5	0	0	0	0	6	1	3	0	0


PLAYOFFS				TACKLES							INTERCEPTIONS					FUMBLES			
Year	Team	GP	GS	Tot	Solo	Asst	Sk	Yds	QBP	TFL	No	Yds	Lg	TD	PD	FF	FR	Yds	SpT
2019	Tennessee	3	0	4	3	1	0.0	0.0	3	0	0	0	0	0	0	0	1	0	0
NFL Totals		3	0	4	3	1	0.0	0.0	3	0	0	0	0	0	0	0	1	0	0

Single-Game Highs

- Tackles - **7 vs. Cleveland (12/6/20)**
- Sacks - **1 (Five times, last at Indianapolis 11/29/20)**
- Quarterback Pressures - **5 at Minnesota (9/27/20)**
- Tackles For Loss - **1 (Five times, last at Indianapolis 11/29/20)**
- Fumble Recovery - **1 (Three times, last vs. Detroit 12/20/20)**
- Fumble Recovery - **1 vs. Chicago (11/8/20)**
- Passes Defensed - **1 (Five times, last vs. Indianapolis 11/12/20)**

Playoff Single-Game Highs

- Tackles - **2 (Twice, last at Baltimore 1/11/20)**
- Quarterback Pressures - **2 at Baltimore (1/11/20)**
- Fumble Recovery - **1 at Baltimore (1/11/20)**



2 SAM SLOMAN

KICKER • 5'8" • 205 LBS • COLLEGE: MIAMI (OHIO)

ACQUIRED: FREE AGENT - 2020 • NFL EXPERIENCE (NFL/TITANS): ROOKIE

HOMETOWN: ROSEWELL, GA.

GAMES PLAYED/GAMES STARTED: 8/0 (PLAYOFFS: 0/0)



PRO: The Titans signed free agent kicker Sam Sloman to the practice squad during Week 12 of the 2020 NFL season. The 5-foot-8-inch, 205-pounder was originally drafted by the Los Angeles Rams in the seventh round (248th overall) of the 2020 NFL Draft. The Rosewell, Ga., native appeared in seven games for the Rams in 2020 and made eight of 11 field goals with one blocked (72.7 percent), and 18 of 21 extra point tries with two blocked (85.7 percent). He has recorded 37 kickoffs for 2,385 yards with 22 touchbacks.

TITANS TIDBITS:

- Sloman didn't begin playing football until he was a junior in high school after previously playing goalie for the school's soccer team.
- He wore No. 79 in college because he lived with teammates who played offensive line, and Sloman wanted to fit in with his roommates.

CAREER TRANSACTIONS:

- The Rosewell, Ga., native was originally drafted by the Los Angeles Rams in the seventh round (248th overall) of the 2020 NFL Draft.
- Waived by the Rams on Oct. 27, 2020.
- Signed by the Titans to the team's practice squad on Nov. 24, 2020.
- Activated from the practice squad to the active roster standard elevation on Jan. 2, 2021.

SEASON RECAPS:

2020 (7/0 - Los Angeles Rams; 1/0 - Tennessee): Played in seven games for the Rams and converted eight of 11 field goal attempts (72.7 percent) with a long of 42, and 18 of 21 extra point tries (85.7 percent). Had one field goal and one extra point blocked. Tallied 37 kickoffs for 2,385 yards and 22 touchbacks.

- Against Dallas (9/13) on Sunday Night Football, made his NFL debut and converted two of three field goals and both extra point attempts.
- At San Francisco (10/18), made his lone field goal attempt for a career-long 42-yards, and converted one of two extra point tries with one kick blocked.
- At Houston (1/3), made his Titans debut and connected all five extra point chances and on both field goals (47, 37), including the game-winner as time expired. Gave the Titans an early 3-0 lead with a 47-yard field goal in the first stanza. Gave the Titans' a division-clinching victory with a 37-yard field goal off the right upright as time expired.

COLLEGE:

- Appeared in 51 games over four seasons at Miami (Ohio) (2016-19) and finished his career with 259 points to rank fourth on the school's all-time scoring list. Made 49 of 62 (79.0 percent) field goals to rank second in made field goals, as well as third in field goal attempts and field goal percentage in school history. Converted 112 of 114 extra point tries and his extra points made ranked second in school annals. Recorded 250 kickoffs for 15,246

yards (61.0 average) with 127 touchbacks.

- As a senior (2019), played in 14 games and converted 26 of 30 field goals (86.7 percent) including a long of 53, and all 34 extra point attempts. Totaled a career-high 112 points which ranked fourth in school history for a single season. Added 75 kickoffs for 4,705 yards (62.7 average) and 52 touchbacks. Earned second team All-MAC honors and second team All-America recognition by the Athletic.
- As a junior (2018), appeared in all 12 games and made 10 of 13 field goals and converted 41 of 42 extra point kicks. Totaled 71 points. Recorded 63 kickoffs for 4,004 yards (63.6 average) with 42 touchbacks.
- As a sophomore (2017), played in all 12 games and converted 12 of 16 field goal tries and 35 of 36 extra points. Scored 71 points on the season. Tallied 58 kickoffs for 3,435 yards (59.2 average) and 21 touchbacks.
- As a freshman (2016), played in all 13 games as the team's kickoff specialist and averaged 57.4 yards per kickoff with 12 touchbacks on 54 attempts. Also converted one of three field goals and both extra point tries on the season.
- Majored in kinesiology at Miami (Ohio).

PERSONAL:

- Attended Pace (Ga.) Academy where he connected on 20 of 23 kicks with a long of 53 as a senior while helping guide his team to the Georgia Class AA state championship.
- Was a two-time all-state kicker and a MaxPreps First Team All-American as a senior.
- Also lettered in soccer and lettered as a goalie.
- Follow Sloman on Twitter @ssloman118.
- Son of Jay and Judi Sloman.
- Born Samuel Cole Sloman on Sept. 19, 1997 in Rosewell, Ga.

SAM SLOMAN'S GAME-BY-GAME

2020 Los Angeles Rams

Date	Opp	W/L	PAT		FG			1-19		20-29		30-39		40-49		50+		LG	Pts	Kick-by-Kick	Kickoffs			
			Ma	Att	Ma	Att	Pct	Ma	Att	Ma	Att	Ma	Att	Ma	Att	Ma	Att				No	InEZ	TB	PctTB
Sept 13	Dal	W	2	2	2	3	66.7	0	0	0	1	2	2	0	0	0	0	35	8	29LU, 35, 31	5	3	3	60.0
Sept 20	@ Phi	W	4	5	1	1	100.0	0	0	0	0	1	1	0	0	0	0	30	7	30	7	4	4	57.1
Sept 27	@ Buf	L	3	3	1	2	50.0	0	0	0	0	1	1	0	0	0	1	30	6	53WL, 30	6	5	4	66.7
Oct 4	NYG	W	2	2	1	1	100.0	0	0	0	0	1	1	0	0	0	0	32	5	32	4	3	3	75.0
Oct 11	@ Was	W	3	4	1	1	100.0	0	0	1	1	0	0	0	0	0	0	28	6	28	6	6	4	66.7
Oct 18	@ SF	L	1	2	1	1	100.0	0	0	0	0	0	0	1	1	0	0	42	4	42	4	3	3	75.0
Oct 26	Chi	W	3	3	1	2	50.0	0	0	1	1	0	0	0	1	0	0	22	6	22, 48B	5	4	1	20.0
Totals			5-2	18	21	8	11	72.7	0	0	2	3	5	5	1	2	0	1	42	42	37	28	22	59.5

2020 Tennessee Titans

Date	Opp	W/L	PAT		FG			1-19		20-29		30-39		40-49		50+		LG	Pts	Kick-by-Kick	Kickoffs			
			Ma	Att	Ma	Att	Pct	Ma	Att	Ma	Att	Ma	Att	Ma	Att	Ma	Att				No	InEZ	TB	PctTB
Nov 29	@ Ind	W																						
Dec 6	Cle	L																						
Dec 13	@ Jax	W																						
Dec 20	Det	W																						
Dec 27	@ GB	L																						
Jan 3	@ Hou	W	5	5	2	2	100.0	0	0	0	0	1	1	1	1	0	0	47	11	47, 37	7	3	2	28.6
Totals			4-2	5	5	2	2	100.0	0	0	0	0	1	1	1	1	0	0	47	11	7	3	2	28.6

SAM SLOMAN'S NFL STATISTICS

REGULAR SEASON			PAT		FG			1-19		20-29		30-39		40-49		50+		LG	Pts	Kickoffs				
Date	Team	GP	Ma	Att	Ma	Att	Pct	Ma	Att	Ma	Att	Ma	Att	Ma	Att	Ma	Att			No	InEZ	TB	PctTB	
2020	L.A. Rams	7	18	21	8	11	72.7	0	0	2	3	5	5	1	2	0	1	42	42	37	28	22	59.5	
2020	Tennessee	1	5	5	2	2	100.0	0	0	0	0	1	1	1	1	0	0	47	11	7	3	2	28.6	
NFL Totals			8	23	26	10	13	76.9	0	0	2	3	6	6	2	3	0	1	47	53	44	31	24	54.5

Single-Game Highs

Field Goals Made - **2 (Twice, last at Houston 1/3/21)**

Field Goal Attempts - **2 (Twice, last at Houston 1/3/21)**

Longest Field Goal - **47 at Houston (1/3/21)**

PATs Made - **5 at Houston (1/3/21)**

PATs Attempted - **5 (Twice, last at Houston 1/3/21)**

Points - **11 at Houston (1/3/21)**

Consecutive Field Goals Made - **5 (9/27/20-10/26/20)**

Consecutive Extra Points Made - **6 (9/13/20-9/20/20)**

Touchbacks - **4 (Three times, last at Washington 10/11/20)**



81 JONNU SMITH

TIGHT END • 6'3" • 248 LBS • COLLEGE: FLORIDA INTERNATIONAL
ACQUIRED: 3RD ROUND - 2017 • NFL EXPERIENCE (NFL/TITANS): 4/4
HOMETOWN: OCALA, FLA.
GAMES PLAYED/GAMES STARTED: 60/53 (PLAYOFFS: 5/4)



PRO: The Titans selected Jonnu Smith in the third round (100th overall) of the 2017 NFL Draft. The 6-foot-3-inch, 248-pound tight end participated in every game as a rookie and ranked fifth among rookie tight ends in receptions (18). In 2018, he set then single-season career highs in every receiving category before having his second season cut short due to a knee injury. Smith played a pivotal role in the Titans' playoff berth in 2019, amassing career-highs with 35 receptions and 439 receiving yards. The Florida International product possesses the ability to flash after the catch and has the speed to attack all three levels of the field. He is also known for his strength and willingness to block in the run game.

CAREER HIGHLIGHTS:

- In 2019, Smith ranked fourth on the team with a career-best 35 receptions, third on the squad with a career-high 439 receiving yards and tied a career-best with three receiving touchdowns.
- In 2018, Smith set then single-season career highs in receptions (20), receiving yards (258), receiving long (61t), and receiving touchdowns (3) despite missing the final three contests due to injury. His three receiving touchdowns ranked second on the squad.
- During the 2017 regular season, Smith was one of three rookie tight ends to appear in all 16 games (Gerald Everett and David Njoku) and one of two rookie tight ends with at least 13 starts (O.J. Howard). His 18 receptions, which resulted in 157 yards and two touchdowns, ranked fifth among all rookie tight ends.
- Smith finished his career as Florida International's all-time leader for tight ends in receptions and receiving yards. Smith ended his career ranking fourth on the school's career receptions list and fifth on the program's receiving yardage list. His 18 career receiving touchdowns rank third in school annals.
- As a sophomore (2014), led all college tight ends with 61 receptions, 710 receiving yards and eight touchdown catches.

TITANS TIDBITS:

- Smith credits his mother, Karen, for his successes. Jonnu's father passed away as a result of a tow truck accident when he was four years old and his mother raised all six children by herself. "My mother is my rock. It was tough, but we always got what we needed—not necessarily what we wanted all the time—but what we needed. She was so strong all the time."
- Smith endured a lot of challenges as a youngster in Philadelphia and after his brother was arrested and one of his friends was killed on the streets, a decision needed to be made. His family didn't have the financial means to just uproot, so for his own safety Jonnu moved in with his mother's sister and brother-in-law, Darla and Mike Kirkland, in Ocala, Fla. He started playing high school football and even though he was far from a touted recruit, he earned a scholarship to Florida International where his play took off.
- Smith's best friend Willie "Quasim" Jefferson tragically died from a gun shot in October 2016. Jonnu gave his son the middle name Quasim in honor of him.

CAREER TRANSACTIONS:

- The Philadelphia, Pa., native was selected by the Titans in the third round (100th overall) of the 2017 NFL Draft.

SEASON RECAPS:

2020 (15/14): Finished tied for third among all NFL tight ends with nine total touchdowns. Set a Titans era franchise record for tight ends and finished second on the team with a career-best eight receiving touchdowns.

Ranked third on the team with a career-high 41 receptions and a career-best 448 receiving yards. Has led the team in receiving yards once in 2020 (vs. JAX). Has tied for the team lead in receptions twice in 2020 (at MIN, vs. DET). With his eighth touchdown catch of 2020 at Green Bay (12/27/20), surpassed Delanie Walker (seven touchdown receptions in 2016) for the most single-season touchdown receptions by a tight end in the franchise's "Titans era" (1999–present).

- At Denver (9/14), started at tight end and snared four catches for 36 yards with a touchdown. Gave the Titans a 13-7 lead with a one-yard touchdown reception on fourth-and-goal early in the fourth quarter.
- Against Jacksonville (9/20), started at tight end and led the team with a career-best 84 receiving yards on four catches with a career-high two touchdowns. Opened the game with a career-long 63-yard catch off play action down the left sideline down to the Jaguars' 14-yard line on the first play from scrimmage. Gave the Titans an early 7-0 lead with a leaping 13-yard touchdown catch early in the first stanza. Drew a 22-yard pass interference penalty on third-and-four during the Titans' third touchdown drive. Got open over the middle and hauled in a four-yard touchdown reception on third-and-four late in the second quarter.
- At Minnesota (9/27), started at tight end and tied for the team lead with five catches for 61 yards. Kickstarted the Titans' first scoring drive in the third quarter with a 21-yard catch over the middle. Eclipsed the 1,000-yard career receiving mark with his 21-yard grab in the third quarter. Hauled in two receptions for 25 yards during the Titans' game-winning scoring drive in the fourth quarter.
- Against Buffalo (10/13), started at tight end and snared five receptions for 40 yards with a pair of touchdowns. Extended the Titans' lead to 28-10 with a four-yard touchdown grab on a slant late in the third quarter. Capped the scoring with a seven-yard touchdown catch to make the score 42-16 late in the final quarter.
- Against Houston (10/18), started at tight end and grabbed one pass for 13 yards before leaving the game in the second quarter with an injury. Kept the Titans' third touchdown drive alive with a 13-yard grab on third-and-11 in the second quarter.
- Against Pittsburgh (10/25), started at tight end and posted one catch for nine yards.
- At Cincinnati (11/1), started at tight end and collected two receptions for 29 yards.
- Against Chicago (11/8), started at tight end and hauled in two receptions for 32 yards with a score. Set up the Titans' final touchdown with a 30-yard catch down to the Bears' two-yard line in the fourth quarter. On the next play, increased the Titans lead to 24-3 with a two-yard touchdown grab in the fourth quarter.
- Against Indianapolis (11/12), started at tight end and caught two passes for 14 yards while scoring a rushing touchdown. Increased the Titans lead to 17-10 with a one-yard touchdown run on a jet sweep in the second quarter.
- At Baltimore (11/22), started at tight end and collected four catches for 20 yards with a touchdown. On his first catch, an eight-yarder in the first quarter, he notched his 100th career reception. Gave the Titans an early 7-0 lead with a one-yard touchdown grab in the first quarter.
- At Indianapolis (11/29), saw action as a reserve at tight end and blocked for Titans' rushers to gain 229 yards on 45 carries.
- Against Cleveland (12/6), was inactive.
- At Jacksonville (12/13), started at tight end and snared two receptions for 20 yards. Helped open holes for Titans' rushers to gain 249 yards on the ground, including a 215-yard performance by Derrick Henry.
- Against Detroit (12/20), started at tight end and tied for the team lead with five catches for 52 yards. Set up a Stephen Gostkowski 38-yard field just

before halftime with a 16-yard grab late in the second quarter.

- At Green Bay (12/27), started at tight end and notched three catches for 30 yards with a touchdown. Got the Titans on the scoreboard and set a Titans era franchise record for receiving touchdowns by tight ends with a 12-yard scoring grab late in the first half.
- At Houston (1/3), started at tight end and hauled in one reception for eight yards in the Titans' division-clinching victory. Blocked for Derrick Henry to gain a franchise-record 250 rushing yards and in the process become the eighth player in NFL history to eclipse 2,000 rushing yards in a season.

2019 (16/14, 3/3): Saw action in all 16 games with 14 starts at tight end and ranked fourth on the team with a career-best 35 receptions and third on the squad with a career-high 439 receiving yards. Notched three receiving touchdowns. Rushed four times for 78 yards. Started all three postseason contests and tied for the team lead with six catches for 59 yards with a touchdown. Led or tied for the team lead in receptions three times in 2019 (vs. TB, vs. KC, at BAL). Led the team in receiving yards twice in 2019 (vs. BUF, vs. TB).

- At Cleveland (9/8), started at tight end in his return to the lineup and snared one reception for seven yards. Recorded his first career rush for 10 yards.
- Against Buffalo (10/6), started at tight end and caught one pass for 57 yards. Snared a screen pass and sprinted 57 yards to the Buffalo 21-yard line late in the third quarter.
- Against L.A. Chargers (10/20), started at tight end and caught three passes for a then career-best 64 receiving yards. Kickstarted the Titans' opening scoring drive with a 24-yard reception on the team's first play from scrimmage. Rumbled for a 35-yard gain on a short pass early in the third quarter.
- Against Tampa Bay (10/27), started at tight end and led the team with a career-high-tying six catches and a career-best 78 receiving yards with a touchdown. Gave the Titans a 7-3 lead with a five-yard touchdown grab in the first quarter. Kickstarted the Titans' second quarter scoring drive with a 26-yard catch over the middle.
- Against Kansas City (11/10), started at tight end and led the team with four catches for 30 yards.
- Against Jacksonville (11/24), started at tight end and rushed once for four yards. Set up the Titans' second touchdown by drawing a 16-yard pass interference penalty in the end zone on a pass from Derrick Henry in the third quarter.
- At Oakland (12/8), started at tight end and caught three passes for 29 yards with a touchdown. Made an acrobatic 17-yard touchdown catch in the back of the end zone for a 35-21 lead early in the fourth quarter.
- Against Houston (12/15), started at tight end and posted five catches for 60 yards to go along with a 57-yard rush which is the longest run by a tight end in the NFL since 1976. Set up the Titans' second touchdown with a 57-yard run off right end on the first play of the fourth quarter.
- Against New Orleans (12/22), played as a reserve at tight end and snared three passes for 63 yards with a touchdown. Got open over the middle and hauled in 41-yard touchdown pass giving the Titans a 7-0 lead in the first quarter. Tied his career high with his third touchdown reception of the season.
- At New England (1/4), started at tight end and caught one pass for nine yards.
- At Baltimore (1/11), started at tight end and tied for the team lead with two catches for 12 yards with a touchdown. Gave the Titans a 7-0 lead with an acrobatic 12-yard touchdown grab in the corner of the end zone on third-and-12 in the first quarter.
- At Kansas City (1/19), started at tight end and snared three receptions for 38 yards. Set up the Titans' first touchdown with a 22-yard reception down to the Chiefs' four-yard line in the first quarter.

2018 (13/12): Played in 13 games with 12 starts at tight end and snared 20 receptions for 258 yards. Finished second on the team with three receiving touchdowns. Placed on injured reserve on Dec. 11, 2018 and missed the final three games. Led the team in receptions once in 2018 (at IND). Tied for the team lead in receiving yards once in 2018 (at IND).

- At Miami (9/9), started at tight end and caught one pass for 12 yards. Extended the Titans' final scoring drive with a 12-yard catch on third-and-10 late in the fourth quarter.
- At Los Angeles Chargers in London (10/21), started at tight end and snared two passes for 11 yards.
- At Dallas (11/5), started at tight end and snared two receptions for 33 yards with a touchdown. Hauled in a 26-yard pass early in the third quarter. Gave the Titans a 21-14 lead with a seven-yard touchdown on a shovel

pass in the third quarter.

- Against New England (11/11), started at tight end and collected three receptions for a career-best 45 yards with a touchdown. Gave the Titans an early 7-0 lead with a four-yard touchdown reception in the back of the end zone in the first quarter. Got the Titans' third scoring drive started with a 29-yard reception down the right sideline.
- At Indianapolis (11/18), started at tight end and led the team with a career-high six catches for a team-high-tying 44 receiving yards.
- At Houston (11/26), started at tight end and grabbed two receptions for 63 yards with a touchdown. Gave the Titans an early 10-0 lead with a 61-yard touchdown reception in the first quarter.
- Against N.Y. Jets (12/2), played as a reserve at tight end and caught two passes for 29 yards.
- Against Jacksonville (12/6), started at tight end and left the game midway through the second quarter with an injury.

2017 (16/13, 2/1): Played in all 16 games with 13 starts at tight end in his rookie campaign and snared 18 receptions for 157 yards with a pair of touchdowns. Saw action in both postseason contests with one start and grabbed three passes for 19 yards. Led or tied for the team lead in receptions twice (at MIA, vs. JAX). Registered his first career receiving touchdown at Jacksonville (9/17/17). Appeared in his first career NFL game and made his first career start against Oakland (9/10/17).

- Against Oakland (9/10), started at tight end in his NFL debut.
- At Jacksonville (9/17), started at tight end and snared two receptions for 30 yards, including his first career receiving touchdown. Gave the Titans a 30-3 lead with a 32-yard touchdown on a screen pass with 9:57 remaining in the fourth quarter.
- Against Seattle (9/24), started at tight end and caught a 24-yard touchdown pass. Helped block for Titans' ball carriers to collect 195 rushing yards on 35 carries (5.6 avg.). Increased the Titans lead to 23-14 with a 24-yard touchdown catch on a wheel route with 3:50 left to play in the third quarter.
- At Miami (10/8), started at tight end and led the team with five catches for 21 yards.
- Against Jacksonville (12/31), started at tight end and tied for the team lead with three receptions for 12 yards.
- At Kansas City (1/6), started at tight end and grabbed two receptions for 15 yards in his first career postseason game. Converted a critical third down with a 10-yard catch on third-and-two during the Titans' game-winning touchdown drive in the fourth quarter.
- At New England (1/13), played as a reserve at tight end and notched one catch for four yards before leaving the game late in the third quarter with an injury.

COLLEGE:

- In four seasons at Florida International (2013-16), Smith appeared in 43 career games and tallied 178 receptions for 2,001 yards with 18 touchdowns.
- As a senior (2016), started in 11 games for the Panthers and was a second team, All-Conference USA honoree. Caught 42 passes for 506 yards and four touchdowns. Became the fifth player in Florida International history to register over 2,000 yards receiving during a career (2,001 yards). Finished his career registering at least one reception in every game he played (43-straight – second-most in school history).
- As a junior (2015), started eight games for the Panthers and recorded 36 catches for 397 yards and four touchdowns. Finished fourth on the team in receptions, third in receiving yards and second in receiving touchdowns. Missed the final four games of the season due to injury.
- As a sophomore (2014), appeared and started in all 12 games for the Panthers and earned first team All-Conference USA honors. Led Florida International with 710 yards on 61 catches and eight touchdowns. Also led all tight ends nationally in touchdowns, receiving yards and receptions. Set the school record for tight ends in receiving yards, touchdowns and receptions and his eight receiving touchdowns broke the previous school season-best of seven set by T.Y. Hilton (2008, 2011) and Cory McKinney (2002). The 710 receiving yards ranked seventh all-time at FIU for a season and his 61 catches were tied for fourth in a single year.
- As a freshman (2013), started all 12 games as a true freshman and earned All-Conference USA honorable mention honors as well as a spot on the league's All-Freshmen team. Led all Florida International players with 39 receptions for 388 yards and was the only FIU receiver to have a catch in all 12 games. Either led or tied for the team-lead in receptions or receiving yards in eight of 12 games. Was the first true freshman to lead

the team in receptions and receiving yards since T.Y. Hilton in 2008.

- Majored in liberal studies at Florida International.

PERSONAL:

- Has a son, Jaiyen.
- Attended West Port (Ocala, Fla.) High School and was named to the 2012 Ocala Star Banner All-County first team and the 2012 Florida Athletic Coaches Association All-District 7 Football team.
- As a senior, posted a team leading 34 catches for 517 yards and two touchdowns.
- As a junior, notched nine receptions for 101 yards and two touchdowns.
- Also competed in weightlifting, finishing second in the county in the 219-pound weight class.
- List of favorites: (movie) all the "Halloween" Michael Myers' films; (TV show) "Stranger Things"; (musician or band) Meek Mill; (food) chicken and shrimp alfredo; (guilty pleasure) Swedish fish; (sports team as a child)

Philadelphia Eagles and (athlete as a child) LeBron James.

- Follow Smith on Twitter at @EasyMoney_87.
- Follow Smith on Instagram at @jonnusmith87.
- Born Jonnu Andre Smith on Aug. 22, 1995 in Philadelphia, Pa.

JONNU SMITH'S GAME-BY-GAME

2017 Tennessee Titans				RECEIVING				
Date	Opp.	W/L	P/S	No	Yds	Avg	Lg	TD
Sept 10	Oak	L	S	0	0	-	0	0
Sept 17	@ Jax	W	S	2	30	15.0	32t	1
Sept 24	Sea	W	S	1	24	24.0	24t	1
Oct 1	@ Hou	L	S	0	0	-	0	0
Oct 8	@ Mia	L	S	5	21	4.2	9	0
Oct 16	Ind	W	p	1	10	10.0	10	0
Oct 22	@ Cle	W	S	2	22	11.0	14	0
Nov 5	Bal	W	S	0	0	-	0	0
Nov 12	Cin	W	S	2	20	10.0	12	0
Nov 16	@ Pit	L	p	0	0	-	0	0
Nov 26	@ Ind	W	S	0	0	-	0	0
Dec 3	Hou	W	S	0	0	-	0	0
Dec 10	@ Ari	L	S	0	0	-	0	0
Dec 17	@ SF	L	p	1	5	5.0	5	0
Dec 24	LAR	L	S	1	13	13.0	13	0
Dec 31	Jax	W	S	3	12	4.0	5	0
Totals		9-7	16/13	18	157	8.7	32t	2

Playoffs								
Date	Opp.	W/L	P/S	No	Yds	Avg	Lg	TD
Jan 6	@ KC	W	S	2	15	7.5	10	0
Jan 13	@ NE	L	p	1	4	4.0	4	0
Totals		1-1	2/1	3	19	6.3	10	0

2018 Tennessee Titans				RECEIVING				
Date	Opp.	W/L	P/S	No	Yds	Avg	Lg	TD
Sept 9	@ Mia	L	S	1	12	12.0	12	0
Sept 16	Hou	W	S	0	0	-	0	0
Sept 23	@ Jax	W	S	1	9	9.0	9	0
Sept 30	Phi	W	S	0	0	-	0	0
Oct 7	@ Buf	L	S	0	0	-	0	0
Oct 14	Bal	L	S	1	12	12.0	12	0
Oct 21	@ LAC	L	S	2	11	5.5	8	0
Nov 5	@ Dal	W	S	2	33	16.5	26	1
Nov 11	NE	W	S	3	45	15.0	29	1
Nov 18	@ Ind	L	S	6	44	7.3	9	0
Nov 26	@ Hou	L	S	2	63	31.5	61t	1
Dec 2	NYJ	W	p	2	29	14.5	18	0
Dec 6	Jax	W	S	0	0	-	0	0
Dec 16	@ NYG							Placed on injured reserve on Dec. 11, 2018
Dec 22	Was							
Dec 30	Ind							
Totals		7-6	13/12	20	258	12.9	61t	3

2019 Tennessee Titans				RECEIVING				
Date	Opp.	W/L	P/S	No	Yds	Avg	Lg	TD
Sept 8	@ Cle	W	S	1	7	7.0	7	0
Sept 15	Ind	L	S	0	0	-	0	0
Sept 19	@ Jax	L	S	2	20	10.0	20	0
Sept 29	@ Atl	W	S	1	5	5.0	5	0
Oct 6	Buf	L	S	1	57	57.0	57	0
Oct 13	@ Den	L	p	1	8	8.0	8	0
Oct 20	LAC	W	S	3	64	21.3	35	0
Oct 27	TB	W	S	6	78	13.0	26	1
Nov 3	@ Car	L	S	3	18	6.0	7	0
Nov 10	KC	W	S	4	30	7.5	9	0
Nov 24	Jax	W	S	0	0	-	0	0
Dec 1	@ Ind	W	S	2	0	0.0	2	0
Dec 8	@ Oak	W	S	3	29	9.7	17t	1
Dec 15	Hou	L	S	5	60	12.0	23	0
Dec 22	NO	L	p	3	63	21.0	41t	1
Dec 29	@ Hou	W	S	0	0	-	0	0
Totals		9-7	16/14	35	439	12.5	57	3

Playoffs								
Date	Opp.	W/L	P/S	No	Yds	Avg	Lg	TD
Jan 4	@ NE	W	S	1	9	9.0	9	0
Jan 11	@ Bal	W	S	2	12	6.0	12t	1
Jan 19	@ KC	L	S	3	38	12.7	22	0
Totals		2-1	3/3	6	59	9.8	22	1

2020 Tennessee Titans				RECEIVING				
Date	Opp.	W/L	P/S	No	Yds	Avg	Lg	TD
Sept 14	@ Den	W	S	4	36	9.0	22	1
Sept 20	Jax	W	S	4	84	21.0	63	2
Sept 27	@ Min	W	S	5	61	12.2	21	0
Oct 13	Buf	W	S	5	40	8.0	14	2
Oct 18	Hou	W	S	1	13	13.0	13	0
Oct 25	Pit	L	S	1	9	9.0	9	0
Nov 1	@ Cin	L	S	2	29	14.5	19	0
Nov 8	Chi	W	S	2	32	16.0	30	1
Nov 12	Ind	L	S	2	14	7.0	8	0
Nov 22	@ Bal	W	S	4	20	5.0	8	1
Nov 29	@ Ind	W	p	0	0	-	0	0
Dec 6	Cle	L	IA					
Dec 13	@ Jax	W	S	2	20	10.0	11	0
Dec 20	Det	W	S	5	52	10.4	19	0
Dec 27	@ GB	L	S	3	30	10.0	12t	1
Jan 3	@ Hou	W	S	1	8	8.0	8	0
Totals		11-5	15/14	41	448	10.9	63	8

JONNU SMITH'S NFL STATISTICS

REGULAR SEASON

Year	Team	REGULAR SEASON		RECEIVING					RUSHING				
		GP	GS	No	Yds	Avg	Lg	TD	Att	Yds	Avg	Lg	TD
2017	Tennessee	16	13	18	157	8.7	32t	2	0	0	-	0	0
2018	Tennessee	13	12	20	258	12.9	61t	3	0	0	-	0	0
2019	Tennessee	16	14	35	439	12.5	57	3	4	78	19.5	57	0
2020	Tennessee	15	14	41	448	10.9	63	8	2	4	2.0	3	1
NFL Totals		60	53	114	1,302	11.4	63	16	6	82	13.7	57	1

PLAYOFFS

Year	Team	PLAYOFFS		RECEIVING					RUSHING				
		GP	GS	No	Yds	Avg	Lg	TD	Att	Yds	Avg	Lg	TD
2017	Tennessee	2	1	3	19	6.3	10	0	0	0	-	0	0
2019	Tennessee	3	3	6	59	9.8	22	1	0	0	-	0	0
NFL Totals		5	4	9	78	8.7	22	1	0	0	-	0	0

Single-Game Highs

Receptions - 6 (Twice, last vs. Tampa Bay 10/27/19)
 Receiving Yards - **84 vs. Jacksonville (9/20/20)**
 Long Reception - **63 vs. Jacksonville (9/20/20)**
 Receiving Touchdowns - **2 (Twice, last vs. Buffalo 10/13/20)**
 Rushes - **1 (Six times, last at Jacksonville 12/13/20)**
 Rushing Yards - 57 vs. Houston (12/15/19)
 Long Rush - 57 vs. Houston (12/15/19)
 Rushing Touchdowns - **1 vs. Indianapolis (11/12/20)**

Playoff Single-Game Highs

Receptions - 3 at Kansas City (1/19/20)
 Receiving Yards - 38 at Kansas City (1/19/20)
 Long Reception - 22 at Kansas City (1/19/20)
 Touchdowns - 1 at Baltimore (1/11/20)

Additional Career Statistics

Misc. Tackles - 1 (2017), 1 (2018), 4 (2019), **1 (2020)**
 Kickoff Returns - 1 for 16 yards (2019)



23 TYE SMITH

CORNERBACK • 6'0" • 195 LBS • COLLEGE: TOWSON

ACQUIRED: FREE AGENT - 2017 • NFL EXPERIENCE (NFL/TITANS): 5/4

HOMETOWN: RALEIGH, N.C.

GAMES PLAYED/GAMES STARTED: 40/7 (PLAYOFFS: 5/2)



PRO: The Titans added free agent cornerback Tye Smith to the roster during the 2017 offseason to provide competition and flexibility in the secondary. The 6-foot, 195-pounder made the Titans' roster out of training camp in 2017 and set then career-highs with 11 tackles, an interception and eight special teams tackles. He spent the entire 2018 campaign on injured reserve, but bounced back to make a career-best 24 tackles in 2019. Smith entered the league as the Seattle Seahawks fifth-round pick (170th overall) in the 2015 NFL Draft. He spent the 2016 season on the Seahawks and Washington practice squads.

CAREER HIGHLIGHTS:

- In 2019, Smith saw action in nine games and collected a career-best 24 tackles. He produced some big plays during the season, including a 63-yard touchdown return of a blocked field goal at Indianapolis and a forced fumble that was returned 47 yards by Jayon Brown at Oakland.
- In 2017, Smith played in a career-high 15 games in his first season with the Titans and posted 11 tackles, an interception and eight special teams stops.

TITANS TIDBITS:

- In the spring of 2018, Smith hosted his first "Simple Greatness" youth football clinic at St. Augustine University in his hometown of Raleigh, N.C. Smith says Simple Greatness to him means, "It can't be measured. It means heart, dedication. It's all the intangibles that we as a society overlook because we look so much at things we can measure." Fellow NFL players Todd Gurley II, Jamison Crowder and Keith Marshall were special guest coaches.
- Smith enjoys volunteering his free time in the community and he helped raise money for Habitat for Humanity in 2018 with a bowling event and kids field day activity in his hometown of Raleigh, N.C.
- In May 2019, Smith held the second annual Simple Greatness Football Camp, hosting 300 kids for the free camp in Raleigh.
- He has his own website, www.simplegns.com.

CAREER TRANSACTIONS:

- The Raleigh, N.C. native was selected by the Seattle Seahawks in the fifth round (170th overall) of the 2015 NFL Draft.
- Waived by the Seahawks on Sept. 3, 2016.
- Signed by the Seahawks to the team's practice squad on Sept. 8, 2016.
- Waived by the Seahawks on Sept. 20, 2016.
- Signed by Washington to the team's practice squad on Sept. 27, 2016.
- Signed by the Titans as a free agent on Jan. 1, 2017.
- Re-signed by the Titans as a free agent on March 17, 2019.
- Waived by the Titans on Nov. 2, 2019 and re-signed by the Titans on Nov. 5, 2019.
- Re-signed by the Titans as a free agent on April 21, 2019.
- Released by the Titans on Sept. 5, 2020 and signed to the team's practice squad a day later.
- Signed by the Titans to their active roster from the practice squad on Sept. 14, 2020.

SEASON RECAPS:

2020 (12/3 - Tennessee): Placed on injured reserve on Nov. 7, 2020. Activated from injured reserve designated to return on Nov. 28, 2020. Has tied for the team lead in special teams tackles once in 2020 (vs. CLE).

- At Denver (9/14), played as a reserve on special teams.
- Against Jacksonville (9/20), saw action as a reserve at cornerback and

posted two tackles.

- At Minnesota (9/27), played as a reserve at cornerback and on special teams.
- Against Buffalo (10/13), saw significant action as a reserve at cornerback and tallied two tackles.
- Against Houston (10/18), played as a reserve on special teams and saw limited snaps at cornerback where he recorded a tackle.
- Against Pittsburgh (10/25), started at cornerback and registered four tackles.
- At Cincinnati (11/1), was inactive.
- At Indianapolis (11/29), played as a reserve on special teams.
- Against Cleveland (12/6), tied for the team lead with a special teams stop on coverage units.
- At Jacksonville (12/13), started at cornerback and notched three tackles, including a stop for loss and a pass defended. Shot into the backfield and stonewalled James Robinson for a four-yard loss on a rush off left end early in the first quarter. Broke up a pass intended for Collin Johnson in the first stanza.
- Against Detroit (12/20), started at cornerback and produced two tackles.
- At Green Bay (12/27), played as a reserve on special teams.
- At Houston (1/3), saw action as a reserve on special teams in the Titans' division-clinching victory.

2019 (9/3, 3/0 - Tennessee): Played in nine games with three starts at cornerback and collected 24 tackles, two forced fumbles, four special teams stops and touchdown return on a blocked field goal. Was inactive for six games and spent one week off the roster. Appeared in all three postseason contests and recorded two special teams tackles. Led the team in special teams tackles three times in 2019 (at DEN, vs. LAC, at KC).

- At Denver (10/13), led the team with two special teams tackles on coverage units.
- At Indianapolis (12/1), saw action as a reserve at cornerback and posted eight tackles, a forced fumble and a blocked field goal returned for a touchdown. Scooped up Dane Cruikshank's blocked field goal of Adam Vinatieri's 46-yard attempt and raced 63 yards for a touchdown to give the Titans a 24-17 lead late in the fourth quarter. Clinched the victory by forcing a Ross Travis fumble that was recovered by Kamalei Correa at the Titans' eight-yard line late in the fourth quarter.
- At Oakland (12/8), started at cornerback and amassed eight tackles and a forced fumble. Forced a Darren Waller fumble along the sideline that was scooped up by Jayon Brown and returned 47 yards for a touchdown early in the fourth quarter.
- Against Houston (12/15), started at cornerback and totaled four tackles.
- At Houston (12/29), started at cornerback and recorded four tackles.
- At Kansas City (1/19), tied for the team lead with two special teams tackles on coverage units.

2018 (0/0 - Tennessee): Placed on injured reserve on July 31 after suffering an injury during training camp.

2017 (15/1, 2/2 - Tennessee): Played in 15 games with one start at cornerback and set career-highs with 11 tackles, an interception and eight special teams tackles. Was inactive for one contest. Started his first two career postseason games and tallied eight tackles and two special teams stops. Collected his first career NFL interception at Miami (10/8/17). Made his first career NFL start at cornerback against the Los Angeles Rams (12/24/17). Led or tied for the team lead in special teams tackles twice in 2017 (vs. HOU, at SF).

- Against Oakland (9/10), saw action as a reserve on special teams and

limited snaps as an extra cornerback. Posted his first career tackle on defense.

- At Miami (10/8), played as a reserve at cornerback and notched his first career interception. Notched two special teams tackles on coverage units. Registered his first career interception when he picked off a Jay Cutler pass that was deflected by Wesley Woodyard in the second quarter.
- Against Houston (12/3), tied for the team lead with two special teams tackles on coverage units.
- At San Francisco (12/17), led the team with two special teams tackles on coverage units.
- Against Los Angeles Rams (12/24), made his first career NFL start at cornerback and notched six tackles. Registered a special teams tackle on coverage units.
- Against Jacksonville (12/31), saw significant action as a reserve at cornerback and tallied four tackles.
- At Kansas City (1/6), started at cornerback and recorded five tackles in his first career postseason game. Posted a special teams tackle.
- At New England (1/13), started at cornerback and registered three tackles. Notched a special teams tackle on coverage units. Stopped James White for no gain on a rush off left tackle in the final stanza.

2016 (0/0 - Seattle, Washington): Spent time on the Seahawks and Washington practice squads.

2015 (4/0 - Seattle): Was inactive for most of the season but appeared in four games on special teams and recorded one special teams tackle.

- Against Chicago (9/27), made his NFL debut and posted one special teams tackle.

COLLEGE:

- Appeared in 50 games with 42 starts over his four-year career at Towson. Recorded the fifth-most tackles in program history with 312, five interceptions with one returned for a touchdown, 28 passes defended, four sacks, five forced fumbles and two fumble recoveries.
- As a senior (2014), started all 12 games at cornerback. Posted 84 tackles, 2.5 tackles for loss, one interception, six passes defended, forced one fumble and recovered one fumble. Was first team All-CAA selection and AP FCS All-American as a senior.
- As a junior (2013), appeared in all 16 games and started 15. Recorded 103 tackles, 4.5 for loss, one sack, two interceptions, ranked eighth in the league in passes defended with 14, forced two fumbles and recovered one fumble. Named second team All-CAA and was a member of the preseason All-CAA team.
- As a sophomore (2012), started all 11 games for the Tigers. Had a team-leading 75 tackles, one interception, forced two fumbles and recovered one fumble. Earned third team All-CAA honors.
- As a freshman (2011), appeared in 11 games and made four starts as a true freshman. Posted 49 tackles, two interceptions for 45 yards, forced one fumble and recovered one fumble.
- Majored in sports management and minored in business at Towson.

PERSONAL:

- Attended Wakefield (N.C.) High School where he played cornerback,

wide receiver and returned kicks. Posted 88 tackles, four interceptions, eight pass breakups and three tackles for loss as a senior. Also caught 16 passes for 307 yards and three touchdowns on offense and tallied 515 yards as a return specialist in 2010.

- Son of Willie and Keyya Frederick.
- Has eight siblings.
- List of favorites: (movie) the "Bourne Series"; (musician or band) Lil Wayne; (athlete) LeBron James; (book) "A New Earth: Awakening Your Life's Purpose" by Eckhart Tolle; (hobbies) bowling, fishing and playing Xbox.
- Follow Smith on Instagram at @TyeSmith.
- Follow Smith on Twitter at @TyeSmithCB.
- Born Tye Smith on May 3, 1993 in Raleigh, N.C.

TYE SMITH'S GAME-BY-GAME

2015 Seattle Seahawks

Date	Opp	W/L	P/S	Tot Solo	Asst	Sk	- Yds	QBP	TFL	Int - Yds	-TD	PD	FF	FR - Yds	SpT
Sept 13	@ StL	L	DNP												
Sept 20	@ GB	L	IA												
Sept 27	Chi	W	p	0	0	0	0.0	0.0	0	0	0	0	0	0	1
Oct 5	Det	W	p	0	0	0	0.0	0.0	0	0	0	0	0	0	0
Oct 11	@ Cin	L	IA												
Oct 18	Car	L	IA												
Oct 22	@ SF	WDNP													
Nov 1	@ Dal	W	IA												
Nov 15	Ari	L	IA												
Nov 22	SF	W	IA												
Nov 29	Pit	W	IA												
Dec 6	@ Min	W	IA												
Dec 13	@ Bal	W	IA												
Dec 20	Cle	W	p	0	0	0	0.0	0.0	0	0	0	0	0	0	0
Dec 27	StL	L	p	0	0	0	0.0	0.0	0	0	0	0	0	0	0
Jan 3	@ Ari	W	IA												
Totals			10-6	4/0	0	0	0.0	0.0	0	0	0	0	0	0	1

2017 Tennessee Titans

Date	Opp	W/L	P/S	Tot Solo	Asst	Sk	- Yds	QBP	TFL	Int - Yds	-TD	PD	FF	FR - Yds	SpT
Sept 10	Oak	L	p	1	1	0	0.0	0.0	0	0	0	0	0	0	0
Sept 17	@ Jax	W	IA												
Sept 24	Sea	W	p	0	0	0	0.0	0.0	0	0	0	0	0	0	0
Oct 1	@ Hou	L	p	0	0	0	0.0	0.0	0	0	0	0	0	0	0
Oct 8	@ Mia	L	p	0	0	0	0.0	0.0	0	0	1	14	0	1	0
Oct 16	Ind	W	p	0	0	0	0.0	0.0	0	0	0	0	0	0	0
Oct 22	@ Cle	W	p	0	0	0	0.0	0.0	0	0	0	0	0	0	0
Nov 5	Bal	W	p	0	0	0	0.0	0.0	0	0	0	0	0	0	1
Nov 12	Cin	W	p	0	0	0	0.0	0.0	0	0	0	0	0	0	0
Nov 16	@ Pit	L	p	0	0	0	0.0	0.0	0	0	0	0	0	0	0
Nov 26	@ Ind	W	p	0	0	0	0.0	0.0	0	0	0	0	0	0	0
Dec 3	Hou	W	p	0	0	0	0.0	0.0	0	0	0	0	0	0	2
Dec 10	@ Ari	L	p	0	0	0	0.0	0.0	0	0	0	0	0	0	0
Dec 17	@ SF	L	p	0	0	0	0.0	0.0	0	0	0	0	0	0	2
Dec 24	LAR	L	S	6	6	0	0.0	0.0	0	0	0	0	0	0	1
Dec 31	Jax	W	p	4	3	1	0.0	0.0	0	0	0	0	0	0	0
Totals			9-7	15/1	11	10	1	0.0	0.0	0	0	1	14	0	8
Playoffs															
Jan 6	@ KC	W	S	5	4	1	0.0	0.0	0	0	0	0	0	0	1
Jan 13	@ NE	L	S	3	2	1	0.0	0.0	0	0	0	0	0	0	1
Totals			1-1	2/2	8	6	2	0.0	0.0	0	0	0	0	0	2

2019 Tennessee Titans

Date	Opp	W/L	P/S	Tot Solo	Asst	Sk	- Yds	QBP	TFL	Int - Yds	-TD	PD	FF	FR - Yds	SpT
Sept 8	@ Cle	W	IA												
Sept 15	Ind	L	IA												
Sept 19	@ Jax	L	p	0	0	0	0.0	0.0	0	0	0	0	0	0	0
Sept 29	@ Atl	W	IA												
Oct 6	Buf	L	IA												
Oct 13	@ Den	L	p	0	0	0	0.0	0.0	0	0	0	0	0	0	2
Oct 20	LAC	W	p	0	0	0	0.0	0.0	0	0	0	0	0	0	1
Oct 27	TB	W	p	0	0	0	0.0	0.0	0	0	0	0	0	0	0
Nov 3	@ Car	L	NOR												
Nov 10	KC	W	IA												
Nov 24	Jax	W	IA												
Dec 1	@ Ind	W	p	8	6	2	0.0	0.0	0	0	0	0	0	1	0
Dec 8	@ Oak	W	S	8	6	2	0.0	0.0	0	0	0	0	0	1	0
Dec 15	Hou	L	S	4	3	1	0.0	0.0	0	0	0	0	0	0	0
Dec 22	NO	L	p	0	0	0	0.0	0.0	0	0	0	0	0	0	1
Dec 29	@ Hou	W	S	4	4	0	0.0	0.0	0	0	0	0	0	0	0
Totals			9-7	9/3	24	19	5	0.0	0.0	0	0	0	0	2	4
Playoffs															
Jan 4	@ NE	W	p	0	0	0	0.0	0.0	0	0	0	0	0	0	0
Jan 11	@ Bal	W	p	0	0	0	0.0	0.0	0	0	0	0	0	0	0
Jan 19	@ KC	L	p	0	0	0	0.0	0.0	0	0	0	0	0	0	2
Totals			2-1	3/0	0	0	0	0.0	0.0	0	0	0	0	0	2
2020 Tennessee Titans															
Date	Opp	W/L	P/S	Tot Solo	Asst	Sk	- Yds	QBP	TFL	Int - Yds	-TD	PD	FF	FR - Yds	SpT
Sept 14	@ Den	W	p	0	0	0	0.0	0.0	0	0	0	0	0	0	0
Sept 20	Jax	W	p	2	1	1	0.0	0.0	0	0	0	0	0	0	0
Sept 27	@ Min	W	p	0	0	0	0.0	0.0	0	0	0	0	0	0	0
Oct 13	Buf	W	p	2	2	0	0.0	0.0	0	0	0	0	0	0	0
Oct 18	Hou	W	p	1	1	0	0.0	0.0	0	0	0	0	0	0	0
Oct 25	Pit	L	S	4	3	1	0.0	0.0	0	0	0	5	0	0	0
Nov 1	@ Cin	L	IA												
Nov 8	Chi	W	IR												
Nov 12	Ind	L	IR												
Nov 22	@ Bal	W	IR												
Nov 29	@ Ind	W	p	0	0	0	0.0	0.0	0	0	0	0	0	0	0
Dec 6	Cle	L	p	0	0	0	0.0	0.0	0	0	0	0	0	0	1
Dec 13	@ Jax	W	S	3	2	1	0.0	0.0	0	1	0	0	1	0	0
Dec 20	Det	W	S	2	1	1	0.0	0.0	0	0	0	0	0	0	0
Dec 27	@ GB	L	p	0	0	0	0.0	0.0	0	0	0	0	0	0	0
Jan 3	@ Hou	W	p	0	0	0	0.0	0.0	0	0	0	0	0	0	0
Totals			11-5	12/3	14	10	4	0.0	0.0	0	1	0	5	0	1

TYE SMITH'S NFL STATISTICS

REGULAR SEASON

Year	Team	GP	GS	TACKLES							INTERCEPTIONS					FUMBLES			
				Tot	Solo	Asst	Sk	Yds	QBP	TFL	No	Yds	Lg	TD	PD	FF	FR	Yds	SpT
2015	Seattle	4	0	0	0	0	0.0	0.0	0	0	0	0	0	0	0	0	0	0	1
2016	Seattle/Wash	0	0																
2017	Tennessee	15	1	11	10	1	0.0	0.0	0	0	1	14	14	0	1	0	0	0	8
2018	Tennessee	0	0																
2019	Tennessee	9	3	24	19	5	0.0	0.0	0	0	0	0	0	0	2	0	0	4	
2020	Tennessee	12	3	14	10	4	0.0	0.0	0	1	0	5	5	0	1	0	0	1	
NFL Totals		40	7	49	39	10	0.0	0.0	0	1	1	19	14	0	2	2	0	14	

PLAYOFFS

Year	Team	GP	GS	TACKLES							INTERCEPTIONS					FUMBLES			
				Tot	Solo	Asst	Sk	Yds	QBP	TFL	No	Yds	Lg	TD	PD	FF	FR	Yds	SpT
2017	Tennessee	2	2	8	6	2	0.0	0.0	0	0	0	0	0	0	0	0	0	2	
2019	Tennessee	3	0	0	0	0	0.0	0.0	0	0	0	0	0	0	0	0	0	2	
NFL Totals		5	2	8	6	2	0.0	0.0	0	0	0	0	0	0	0	0	4		

Single-Game Highs

Tackles - 8 (Twice, last at Oakland 12/8/19)
 Interceptions - 1 at Miami (10/8/17)
 Forced Fumbles - 2 (Twice, last at Oakland 12/8/19)
 Special Teams Tackles - 2 (Four times, last at Denver 10/13/19)

Playoff Single-Game Highs

Tackles - 5 at Kansas City (1/6/18)
 Special Teams Tackles - 2 at Kansas City (1/19/20)

Additional Statistics

Touchdowns - 1, 63-yard field goal block return at Indianapolis (12/1/19)



87 GEOFF SWAIM

TIGHT END • 6'4" • 260 LBS • COLLEGE: TEXAS

ACQUIRED: FREE AGENT - 2020 • NFL EXPERIENCE (NFL/TITANS): 6/1

HOMETOWN: CHICO, CALIF.

GAMES PLAYED/GAMES STARTED: 53/28 (PLAYOFFS: 0/0)

PRO: The Titans signed Geoff Swaim as a free agent during the 2020 training camp to add competition and experience to the tight end room. The 6-foot-4-inch, 260-pounder was originally drafted by the Dallas Cowboys in the seventh round (246th overall) of the 2015 NFL Draft. Swaim appeared in 37 games with 18 starts and caught 35 passes for 336 yards and one touchdown in his four seasons with the Cowboys. The Chico, Calif. native spent the 2019 season with the Jacksonville Jaguars and totaled 13 catches for 65 yards before being placed on injured reserve.

CAREER HIGHLIGHTS:

- In 2018, Swaim set career marks in receptions (26), receiving yards (242) and receiving touchdowns (1).

TITANS TIDBITS:

- Swaim's brother, Mycal, played safety at Eastern Michigan. Mycal signed as a rookie free agent with the Tampa Bay Buccaneers following the 2014 NFL Draft.

CAREER TRANSACTIONS:

- The Chico, Calif., native was selected by the Dallas Cowboys in the seventh round (246th overall) of the 2015 NFL Draft.
- Signed by the Jacksonville Jaguars as a free agent on May 15, 2019.
- Released by the Jaguars on March 17, 2020.
- Signed by the Titans as a free agent on Aug. 19, 2020.

SEASON RECAPS:

2020 (10/8 - Tennessee): Has tied the team lead in special teams tackles once in 2020 (vs. HOU).

- At Denver (9/14), was inactive.
- Against Jacksonville (9/20), was inactive.
- At Minnesota (9/27), was inactive.
- Against Buffalo (10/13), started at tight end in his Titans debut and helped open holes for Titans' rushers to gain 139 yards on the ground.
- Against Houston (10/18), saw significant action as a reserve at tight end and caught two passes for 10 yards. Posted a special teams tackle on coverage units.
- Against Pittsburgh (10/25), saw action as a reserve on special teams.
- At Cincinnati (11/1), was inactive.
- Against Chicago (11/8), was inactive.
- Against Indianapolis (11/12), started at tight end.
- At Baltimore (11/22), started at tight end and hauled in one reception for nine yards.
- At Indianapolis (11/29), started at tight end and caught three passes for 30 yards. Helped block for Titans' rushers to gain 229 yards on 45 carries. Extended the Titans' opening touchdown drive with an eight-yard catch to the Colts' 12-yard line on third-and-one in the first quarter.
- Against Cleveland (12/6), started at tight end.
- At Jacksonville (12/13), started at tight end and caught three passes for 34 yards with a touchdown. Helped open holes for Titans' rushers to gain 249 yards on the ground, including a 215-yard performance by Derrick Henry. Got open in the end zone for a five-yard touchdown catch and a 24-3 advantage early in the third quarter. Set up the Titans final touchdown with a 16-yard catch down to the Jaguars' one-yard line in the third stanza.
- Against Detroit (12/20), was inactive.
- At Green Bay (12/27), started at tight end.
- At Houston (1/3), started at tight end and blocked for Derrick Henry to gain a franchise-record 250 rushing yards in the Titans' division-clinching victory and in the process become the eighth player in NFL history to eclipse 2,000 rushing yards in a season.

2019 (6/2 - Jacksonville): Saw action in six games with two starts and caught 13 passes for 65 yards before being placed on injured reserve on Oct. 22, 2019.

- Against Kansas City (9/8), made four receptions for 17 yards.

2018 (9/9 - Dallas): Started nine games and tallied career-highs with 26 catches for 242 yards and one touchdown. Placed on injured reserve on Dec. 22, 2018.

- At Seattle (9/23), made a career-high five receptions for 47 yards.
- Against Detroit (9/30), caught three passes for 39 yards and his first career touchdown.
- At Houston (10/7), totaled a career-high 55 receiving yards on three catches, including a career-long 43-yard reception.

2017 (15/2 - Dallas): Played in 15 games and made two starts. Caught two passes for 25 yards.

2016 (9/6 - Dallas): Saw action in nine games with six starts and made six catches for 69 yards. Placed on injured reserve on Nov. 16, 2016.

- Against N.Y. Giants (9/11), caught one pass for 21 yards.
- At Washington (9/18), made two catches for 29 yards.

2015 (4/0 - Dallas): Appeared in four games and totaled one reception for no gain.

COLLEGE:

- In two seasons at Texas (2013-14), Swaim played in 26 games with 22 starts and totaled 13 catches for 84 yards and one touchdown. Transferred to Texas from Butte College (Calif.) where he played two seasons.
- As a senior (2014), started all 13 games for the Longhorns and totaled 10 receptions for 60 yards and one touchdown.
- As a junior (2013), played in all 13 games with nine starts at Texas and posted three catches for 14 yards. Earned honorable mention All-Big 12 recognition by the league's coaches.
- Transferred to Texas from Butte College (Calif.) where he helped Butte to back-to-back bowl wins and the 2012 Nor Cal Conference Championship.
- Majored in corporate communications at Texas.

PERSONAL:

- Attended Pleasant Valley (Calif.) High School where he earned an all-city selection and all-league honors at linebacker after totaling 124 tackles, six sacks and one interception as a senior.
- Also played basketball.
- Son of Casey and Kathy Swaim.
- Has three siblings.
- Born Geoff Swaim on Sept. 16, 1993 in Chico, Calif.

GEOFF SWAIM'S GAME-BY-GAME

2015 Dallas Cowboys				RECEIVING				
Date	Opp.	W/L	P/S	No	Yds	Avg	Lg	TD
Sept 13	NYG	W	IA					
Sept 20	@ Phi	W	p	1	0	0.0	0	0
Sept 27	Atl	L	IA					
Oct 4	@ NO	L	IA					
Oct 11	NE	L	S	0	0	-	0	0
Oct 25	@ NYG	L	IA					
Nov 1	Sea	L	IA					
Nov 8	Phi	L	IA					
Nov 15	@ TB	L	IA					
Nov 22	@ Mia	W	IA					
Nov 26	Car	L	IA					
Dec 7	@ Was	W	IA					
Dec 13	@ GB	L	IA					
Dec 19	NYJ	L	IA					
Dec 27	@ Buf	L	p	0	0	-	0	0
Jan 1	Was	L	p	0	0	-	0	0
Totals		4-12	4/1	1	0	-	0	0

2016 Dallas Cowboys				RECEIVING				
Date	Opp.	W/L	P/S	No	Yds	Avg	Lg	TD
Sept 11	NYG	L	S	1	21	21.0	21	0
Sept 18	@ Was	W	p	2	29	14.5	28	0
Sept 25	Chi	W	S	0	0	-	0	0
Oct 2	@ SF	W	p	0	0	-	0	0
Oct 9	Cin	W	S	0	0	-	0	0
Oct 16	@ GB	W	S	0	0	-	0	0
Oct 30	Phi	W	p	1	8	8.0	8	0
Nov 6	@ Cle	W	S	2	11	5.5	8	0
Nov 13	@ Pit	W	S	0	0	-	0	0
Totals		8-1	9/6	6	69	11.5	28	0

2017 Dallas Cowboys				RECEIVING				
Date	Opp.	W/L	P/S	No	Yds	Avg	Lg	TD
Sept 10	NYG	W	p	0	0	-	0	0
Sept 17	@ Den	L	p	0	0	-	0	0
Sept 25	@ Ari	W	p	0	0	-	0	0
Oct 1	LAR	L	p	0	0	-	0	0
Oct 8	GB	L	p	0	0	-	0	0
Oct 22	@ SF	W	p	1	7	7.0	7	0
Oct 29	@ Was	W	p	1	18	18.0	18	0
Nov 5	KC	W	p	0	0	-	0	0
Nov 12	@ Atl	L	IA					
Nov 19	Phi	L	p	0	0	-	0	0
Nov 23	LAC	L	p	0	0	-	0	0
Nov 30	Was	W	p	0	0	-	0	0
Dec 10	@ NYG	W	p	0	0	-	0	0
Dec 17	@ Oak	W	S	0	0	-	0	0
Dec 24	Sea	L	p	0	0	-	0	0
Dec 31	@ Phi	W	S	0	0	-	0	0
Totals		9-7	15/2	2	25	12.5	18	0

2018 Dallas Cowboys				RECEIVING				
Date	Opp.	W/L	P/S	No	Yds	Avg	Lg	TD
Sept 9	@ Car	L		3	18	6.0	11	0
Sept 16	NYG	W		0	0	-	-	0
Sept 23	@ Sea	L		5	47	9.4	20	0
Sept 30	Det	W		3	39	13.0	31	1
Oct 7	@ Hou	L		3	55	18.3	43	0
Oct 14	Jax	W		2	21	10.5	1	0
Oct 21	@ Was	L		3	25	8.3	17	0
Nov 5	Ten	L	IA					
Nov 11	@ Phi	W		3	13	4.3	7	0
Nov 18	@ Atl	W		4	24	6.0	12	0
Placed on injured reserve on Dec. 22, 2016.								
Totals		5-5	15/2	26	242	9.3	43	1

2019 Jacksonville Jaguars				RECEIVING				
Date	Opp.	W/L	P/S	No	Yds	Avg	Lg	TD
Sept 8	KC	L	p	4	17	4.3	5	0
Sept 15	@ Hou	L	p	3	14	4.7	9	0
Sept 19	Ten	W	p	1	8	8.0	8	0
Sept 29	@ Den	W	S	3	17	5.7	9	0
Oct 6	@ Car	L	p	1	4	4.0	4	0
Oct 13	NO	L	S	1	5	5.0	5	0
Oct 20	@ Cin	W	IA					
Placed on injured reserve on Oct. 22, 2019.								
Totals		3-4	6/2	13	65	5.0	9	0

2020 Tennessee Titans				RECEIVING				
Date	Opp.	W/L	P/S	No	Yds	Avg	Lg	TD
Sept 14	@ Den	W	IA					
Sept 20	Jax	W	IA					
Sept 27	@ Min	W	IA					
Oct 13	Buf	W	S	0	0	-	0	0
Oct 18	Hou	W	p	2	10	5.0	8	0
Oct 25	Pit	L	p	0	0	-	0	0
Nov 1	@ Cin	L	IA					
Nov 8	Chi	W	IA					
Nov 12	Ind	L	S	0	0	-	0	0
Nov 22	@ Bal	W	S	1	9	9.0	9	0
Nov 29	@ Ind	W	S	3	30	10.0	12	0
Dec 6	Cle	L	S	0	0	-	0	0
Dec 13	@ Jax	W	S	3	34	11.3	16	1
Dec 20	Det	W	IA					
Dec 27	@ GB	L	S	0	0	-	0	0
Jan 3	@ Hou	W	S	0	0	-	0	0
Totals		11-5	10/8	9	83	9.2	16	1

GEOFF SWAIM'S NFL STATISTICS

REGULAR SEASON				RECEIVING					RUSHING				
Year	Team	GP	GS	No	Yds	Avg	Lg	TD	Att	Yds	Avg	Lg	TD
2015	Dallas	4	1	1	0	0.0	0	0	0	0	-	0	0
2016	Dallas	9	6	6	69	11.5	28	0	0	0	-	0	0
2017	Dallas	15	2	2	25	12.5	18	0	0	0	-	0	0
2018	Dallas	9	9	26	242	9.3	43	1	0	0	-	0	0
2019	Jacksonville	6	2	13	65	5.0	9	0	0	0	-	0	0
2020	Tennessee	10	8	9	83	9.2	16	1	0	0	-	0	0
NFL Totals		53	28	57	484	8.5	43	2	0	0	-	0	0

Single-Game Highs

Receptions - 5 at Seattle (9/23/18)

Receiving Yards - 55 at Houston (10/7/18)

Long Reception - 43 at Houston (10/7/18)

Touchdowns - **1 (Twice, last at Jacksonville 12/13/20)**

Additional Statistics

Special Teams Tackles - **1 (2020)**



17 RYAN TANNEHILL

QUARTERBACK • 6'4" • 217 LBS • COLLEGE: TEXAS A&M
ACQUIRED: TRADE (MIA) - 2019
NFL EXPERIENCE (NFL/TITANS): 9/2 • HOMETOWN: BIG SPRING, TEXAS
GAMES PLAYED/GAMES STARTED: 116/114 (PLAYOFFS: 3/3)



Pro Bowl: 2019



Captain: 2020

PRO: The Titans traded for Ryan Tannehill in the 2019 offseason, bringing an experienced, veteran leader to the team. He took control as the team's starting quarterback by midseason and subsequently led the Titans to the playoffs and an AFC championship game appearance. In the process, he set single-season franchise records and led the NFL with a 117.5 passer rating and a passing average of 9.6 yards per attempt. His play led to his first career Pro Bowl appearance. He was rewarded with a multi-year contract extension in March 2020. Tannehill spent his first seven seasons as a member of the Miami Dolphins after being selected in the first round of the 2012 NFL Draft. He started 88 games over six seasons in South Florida and accumulated 20,434 passing yards and 123 touchdown passes. The Texas A&M product has also shown mobility as a signal caller, having rushed for 1,395 career yards and 10 touchdowns through 2019.

CAREER HIGHLIGHTS:

- In his first season in Tennessee, Tannehill led the Titans to a 9-4 combined record as a starter in the regular season and playoffs and won the NFL Comeback Player of the Year Award. He earned his first Pro Bowl invitation after leading the NFL in passer rating (117.5) and passing average (9.6 yards per attempt) and ranking third in completion percentage (70.3). He set club records in all three categories.
- He was named AFC Offensive Player of the Month for December 2019 after completing 90 of 132 passes for 1,322 yards with 12 touchdowns and two interceptions. His passer rating for the calendar month was 124.6, which led the AFC.
- Tannehill made his first career playoff appearance at the conclusion of the 2019 campaign and helped lead the Titans to a wild card win at New England and a divisional round victory at Baltimore.
- During his seven seasons (2012-18) in Miami, Tannehill passed for at least 3,000 yards four times and more than 4,000 yards twice. He totaled 16 career 300-yard passing games, which is the second-most in Dolphins history.
- Tannehill engineered 17 career fourth-quarter comebacks during the first eight seasons of his career.
- In 2015, Tannehill posted 4,208 passing yards with 24 touchdowns and set a then-NFL record with 25 consecutive completions. His 4,208 passing yards was the fifth-highest single-season total in Dolphins history and most by a Dolphins quarterback other than Dan Marino.
- In 2014, Tannehill passed for 4,045 yards with 27 touchdowns for a 92.8 passer rating. He registered a career-best 311 rushing yards with a touchdown. His 392 completions were the most in Dolphins history.

TITANS TIDBITS:

- Ryan founded the Tannehill's A.C.E.S. (Achieving Community Educations Success) program with wife, Lauren, which consisted of 17 sophomores from American Senior High School and is focused on awarding scholarships to the participating students who strive for good grades and took on an active role in their community by hosting monthly events to reward the students and help them give back to the community.
- Ryan's father, Tim, played wide receiver at Texas Tech from 1985-87.

CAREER TRANSACTIONS:

- The Big Spring, Texas, native was originally selected by the Miami Dolphins in the first round (eighth overall) of the 2012 NFL Draft.
- Traded by the Dolphins to the Titans along with a 2019 sixth-round pick for a 2019 seventh-round draft pick and a 2020 fourth-round draft choice on March 15, 2019.

SEASON RECAPS:

2020 (16/16 - Tennessee): Finished fifth in the NFL with a 106.5 passer rating and tied for seventh in the NFL with a career-high 33 touchdown passes. Set a career-high with seven rushing touchdowns. Set a franchise record with 40 combined passing touchdowns (33) and rushing touchdowns (seven) in a season. With 3,819 passing yards in 2020, he moved into third place on the franchise single-season passing list. Has engineered 22 career game-winning drives (including the playoffs), defined as when the team trailed or was tied in the fourth quarter or overtime, including six in 2020 (at DEN, vs. JAX, at MIN, vs. HOU, at BAL, at HOU). Has posted 40 career games with a 100.0 or better passer rating, including 10 in 2020 (vs. JAX, vs. HOU, vs. PIT, vs. CHI, at BAL, at IND, vs. CLE, at JAX, vs. DET, at HOU). Has registered 22 career games with at least 300 passing yards, including three in 2020 (at MIN, vs. HOU, vs. CLE). Has registered 22 career games with three or more touchdown passes, including five in 2020 (vs. JAX, vs. BUF, vs. HOU, vs. CLE, vs. DET). Became the third player in franchise history to pass for 30 touchdowns in a season. Set a franchise record with his fifth consecutive game with a passer rating of at least 100.0 (11/22-12/20), breaking the record he established in 2019.

• At Denver (9/14), started at quarterback and completed 29 of 43 passes for 249 yards with two touchdowns for a 97.9 passer rating. Rushed three times for 14 yards. Evened the score at 7-7 with a one-yard touchdown strike to MyCole Pruitt in the second quarter. Extended the Titans' second touchdown drive by a pair of third-down conversions in the third quarter: a seven-yard toss to Corey Davis on third-and-two and a seven-yard pass to Adam Humphries on third-and-five. Gave the Titans a 13-7 lead with a one-yard touchdown pass to Jonnu Smith on fourth-and-goal early in the fourth quarter. Connected on five of seven passes for 40 yards during the Titans' game-winning scoring drive late in the fourth quarter.

• Against Jacksonville (9/20), made his 100th career regular season start at quarterback and completed 18 of 24 passes for 239 yards with a career-high tying four touchdown passes for a 145.7 passer rating. Marked his second-highest career passer rating in a game with a minimum of 20 attempts. Rushed four times for 12 yards. Opened the game with a 63-yard play-action toss to Jonnu Smith down the left sideline on the first play from scrimmage. Gave the Titans an early 7-0 lead with a 13-yard touchdown pass to Smith early in the first stanza. Extended the Titans' second touchdown drive with a 14-yard strike to Anthony Firkser on third-and-six in the first quarter. Increased the lead to 14-0 with a nine-yard touchdown pass to Corey Davis in the first stanza. Kept the Titans' third touchdown drive alive with a five-yard toss to Adam Humphries on third-and-three. Found Smith for a four-yard touchdown connection on third-and-four late in the second quarter. Reached 150 career touchdown passes on his third touchdown pass of the day. Stood in the pocket and took a hit to deliver an 18-yard touchdown pass to Humphries on third-and-nine late in the third quarter.

• At Minnesota (9/27), started at quarterback and completed 23 of 37 passes for 321 yards with an interception. Rushed four times for nine yards. Set up the Titans' opening field goal with a 44-yard connection to Kalif Raymond down the left sideline in the first quarter. Found Corey Davis over the middle for a 38-yard gain setting up Derrick Henry's first touchdown in the third quarter. Set up Henry's second touchdown with a 61-yard bomb to Raymond down to the Vikings' four-yard line late in the third quarter. Kept a Titans' scoring drive alive with an eight-yard toss to Davis on third-and-two in the fourth quarter.

• Against Buffalo (10/13), started at quarterback and completed 21 of 28 passes for 195 yards with three touchdowns for a 129.3 passer rating. Rushed four times for 42 yards with a score on the ground. Recorded the second game of his career with at least three passing touchdowns

and at least one rushing touchdown. Got the Titans on the board early in the first quarter with a 16-yard touchdown strike to A.J. Brown. Kept the Titans' third touchdown drive alive with a 12-yard strike to Anthony Firkser on third-and-four in the second quarter. Gave the Titans a 21-10 halftime lead with a 10-yard touchdown run with 16 seconds left in the second quarter. Extended the Titans' lead to 28-10 with a four-yard touchdown pass to Jonnu Smith late in the third quarter. Converted a third-and-four with a 12-yard pass to Cody Hollister during the Titans' initial fourth quarter touchdown drive. Extended the Titans' final touchdown drive with a three-yard sneak on fourth-and-one late in the fourth quarter. Capped the scoring with a seven-yard touchdown toss to Smith to make the score 42-16 late in the final quarter.

- Against Houston (10/18), started at quarterback and completed 30 of 41 passes for 366 yards with four touchdowns and one interception for a passer rating of 122.6. His yardage total was the fifth-highest number of his career and his second-highest figure in a Titans uniform. Registered his 20th career game-winning drive and his seventh in a Titans uniform. It was his fourth game-winning drive of 2020. Completed his final 10 passes of the game in the fourth quarter and overtime. Gave the Titans a 7-0 lead with a seven-yard touchdown pass to Anthony Firkser in the opening stanza. Extended the Titans' second touchdown drive with a 10-yard connection to Adam Humphries on third-and-10 late in the first quarter. Increased the Titans lead to 14-0 with a six-yard touchdown toss to A.J. Brown late in the opening quarter. Converted a pair of third downs during the Titans' third touchdown drive: a 13-yard pass to Jonnu Smith on third-and-11 and a five-yard connection to Firkser on third-and-five in the second quarter. Found Humphries down the left sideline for a 22-yard touchdown and a 21-7 lead. Increased the Titans' lead to 29-23 with a two-point conversion pass to Nick Westbrook-Ikhine in the back of the endzone in the fourth quarter. Sent the game to overtime with a seven-yard touchdown pass to Brown with four seconds left to play in regulation. Kickstarted the Titans' game-winning drive with a 53-yard catch-and-run pass to Derrick Henry down the right sideline in overtime.

- Against Pittsburgh (10/25), started at quarterback and completed 18 of 30 passes for 220 yards with two touchdowns for a 104.9 passer rating. Rushed twice for five yards. Extended the Titans' first touchdown drive with a 19-yard completion to Adam Humphries on a deflected pass on third-and-nine in the second quarter. Got the Titans on the scoreboard with a four-yard touchdown pass to Corey Davis on third-and-goal in the second quarter. Found A.J. Brown for a 73-yard catch-and-run touchdown in the third quarter. Kept the Titans final touchdown drive alive with a one-yard sneak on third-and-one in the fourth quarter.

- At Cincinnati (11/1), started at quarterback and connected on 18 of 30 passes for 233 yards with two touchdowns and an interception for a 92.8 passer rating. Recorded his fourth consecutive game with at least two touchdown passes and his sixth two-touchdown performance in 2020. Rushed twice for 20 yards. Cut the Bengals' lead to 24-14 with a nine-yard touchdown pass to A.J. Brown in the fourth quarter. Found Corey Davis in the end zone for a 12-yard, toe-drag touchdown in the final quarter.

- Against Chicago (11/8), started at quarterback and completed 10 of 21 passes for 158 yards with two touchdowns for a 104.9 passer rating. Rushed three times for three yards. Reached the 25,000-yard career passing mark during the first quarter. Extended the Titans' first touchdown drive with a pair of third-down conversions: a 17-yard connection to A.J. Brown on third-and-six and a nine-yard toss to Anthony Firkser on third-and-seven in the second quarter. Found Brown down the left sideline for a 40-yard touchdown strike and a 10-0 advantage in the second stanza. Extended the Titans' final touchdown drive with a 12-yard pass to Firkser on third-and-four in the final stanza. Increased the Titans lead to 24-3 with a two-yard touchdown toss to Jonnu Smith in the fourth quarter.

- Against Indianapolis (11/12), completed 15 of 27 passes for 147 yards with a touchdown. Rushed twice for nine yards. Extended the Titans' first touchdown drive with a 20-yard connection to Corey Davis on third-and-two in the first quarter. Gave the Titans an early 7-0 lead with a five-yard touchdown toss to D'Onta Foreman in the right flat. Kept a Titans' scoring drive alive with a five-yard pass to Anthony Firkser on third-and-two early in the second quarter.

- At Baltimore (11/22), connected on 22 of 31 passes for 259 yards with two touchdowns and an interception for a 104.1 passer rating. Rushed four times for 35 yards. Kept the Titans' opening scoring drive alive with a 14-yard pass to Cameron Batson on third-and-11 in the first stanza. Gave the Titans an early 7-0 lead with a one-yard touchdown toss to Jonnu Smith in the first quarter. Helped set up a Titans' field goal with a 50-yard connection to Corey Davis along the right sideline in the third quarter. Found Anthony Firkser for a 12-yard completion on third-and-10

late in the third quarter to extend a Titans' scoring drive. Found A.J. Brown for a 14-yard touchdown on third-and-10 with 2:26 remaining in the fourth quarter. Made the Titans' lead 24-21 with a two-point conversion run.

- At Indianapolis (11/29), completed 13 of 22 passes for 221 yards with a touchdown for a 108.3 passer rating. Rushed twice for three yards with a rushing score. Extended the Titans' opening touchdown drive with an eight-yard pass to Geoff Swaim on third-and-one in the first quarter. Gave the Titans a 14-7 advantage by finding A.J. Brown over the middle for a 69-yard catch-and-run touchdown late in the opening stanza. Set up the Titans' fifth and final touchdown of the first half with a 37-yard strike to Corey Davis down to the Colts' one-yard line late in the second quarter. Extended the Titans' lead to 35-14 with a one-yard touchdown run on a zone read with 20 seconds remaining in the first half.

- Against Cleveland (12/6), completed 29 of 45 passes for 389 yards with three touchdowns and an interception for a 104.8 passer rating. Set up the Titans' first score with a 40-yard strike to A.J. Brown early in the second quarter. Got the Titans on the scoreboard with a 17-yard touchdown toss to Corey Davis in the second stanza. Found MyCole Pruitt for a 22-yard touchdown pass early in the third quarter. Extended a Titans' touchdown drive in the fourth quarter with a pair of conversions: a six-yard toss to Anthony Firkser on third-and-five and an 18-yard pass to Davis on fourth-and-11. Connected with Cameron Batson for an eight-yard touchdown pass with less than a minute remaining in the contest.

- At Jacksonville (12/13), completed 19 of 24 passes for 212 yards with two touchdowns for a 131.2 passer rating. On his first pass of the game, a 13-yard completion to tight end Geoff Swaim, he passed the 3,000-yard passing mark for the fifth time in his career and for the first time since 2015. Gave the Titans an early 7-0 lead with a 37-yard touchdown connection to A.J. Brown on a flea-flicker in the first quarter. Found Geoff Swaim for a five-yard touchdown toss and a 24-3 advantage early in the third quarter.

- Against Detroit (12/20), completed 21 of 27 passes for 273 yards with three touchdowns for a 145.8 passer rating. Rushed three times for 21 yards with two touchdowns on the ground. Registered the first game of his career with five combined passing and rushing touchdowns. His 145.8 passer rating was the second best of his career in a qualifying game (min. 20 attempts) and his best in a Titans uniform. Joined Michael Vick (Nov. 15, 2010) and Jack Kemp (Dec. 4, 1960) as the only players in NFL history with at least three passing touchdowns, at least two rushing touchdowns and a 145.8 or higher passer rating in a single game. Extended the Titans' opening touchdown drive with a six-yard pass to A.J. Brown on third-and-two in the first quarter. Answered the Lions' opening touchdown in the first stanza with a 75-yard touchdown pass to Corey Davis on the first play from scrimmage following the Detroit score. Extended the Titans' third touchdown drive with a seven-yard connection to Davis on third-and-four in the second quarter. Gave the Titans a 21-7 advantage with a 17-yard touchdown scamper in which he dove for the left pylon in the second quarter. Kept a Titans' scoring drive alive with a 14-yard pass to Davis on third-and-10 late in the second quarter. Converted a critical third-and-11 to extend a touchdown drive with 20-yard pass to Anthony Firkser late in the third quarter. Increased the Titans' lead to 32-18 with a three-yard touchdown run early in the fourth quarter. Found Brown for a two-yard touchdown pass and a 39-18 lead in the fourth quarter. Converted a third-and-four with a 12-yard toss to Brown during the Titans' final touchdown drive in the final stanza. Gave the Titans a 46-25 lead with a three-yard pass to Darrynton Evans late in the final stanza.

- At Green Bay (12/27), completed 11 of 24 passes for 121 yards with a touchdown and two interceptions. Rushed three times for 55 yards with a touchdown. Logged his second consecutive game with at least one passing touchdown and at least one rushing touchdown. It was his ninth career game accomplishing the feat. Extended the Titans' initial scoring drive with a 10-yard connection to A.J. Brown on third-and-four late in the second quarter. Got the Titans on the scoreboard with a 12-yard touchdown pass to Jonnu Smith late in the first half. Cut the Packers' lead to 19-14 with a 45-yard touchdown run on third-and-one on the opening drive of the second half.

- At Houston (1/3), connected on 18 of 27 passes for 216 yards with a touchdown for a 103.3 passer rating in the Titans' division-clinching victory. Rushed seven times for 38 yards with two touchdowns on the ground. Increased the Titans lead to 17-6 with a four-yard touchdown toss to A.J. Brown in the second quarter. Extended the Titans' opening touchdown drive of the second half with a pair of third-down conversions: a 29-yard connection to Brown on third-and-eight and a 12-yard hookup with Anthony Firkser on third-and-10 in the third quarter. Gave the Titans a 31-15 lead with a five-yard touchdown scramble in the third quarter. Kept the Titans' season-long 19-play scoring drive alive with four third-down conversions in

the fourth quarter: an 11-yard pass to Brown on third-and-six, a five-yard connection to Brown on third-and-four, a nine-yard toss to Corey Davis on third-and-eight and a three-yard run on third-and-two. Helped the Titans regain the lead at 38-35 with a five-yard touchdown run on a zone read in the fourth quarter. Set up the Titans' game-winning field goal with a 52-yard deep bomb to A.J. Brown down to the Texans' 23-yard line with 10 seconds remaining in the game.

2019 (12/10, 3/3 - Tennessee): Named to his first career Pro Bowl. Named the NFL's Comeback Player of the Year. Played in 12 games with 10 starts at quarterback and led the NFL with a 117.5 passer rating and ranked third in the NFL with a 70.3 completion percentage. Established the fourth-highest single-season passer rating in NFL history. Completed 201 of 286 passes for 2,742 yards with 22 touchdowns and six interceptions. Became the third qualifying passer in NFL history to have a season with at least a 70.0 completion percentage and an average of at least 9.0 yards per attempt, joining Sammy Baugh and Joe Montana. Established new franchise single-season records for completion percentage (70.7) and yards per attempt (9.6). Rushed 43 times for 185 yards with four rushing touchdowns. Did not play in four games. Started all three postseason contests and connected on 36 of 60 passes for 369 yards with five touchdowns and an interception for a 98.5 passer rating. Rushed 13 times for 35 yards with a rushing score. Named the AFC Offensive Player of the Month for December, after completing 90 of 132 passes for 1,322 yards with 12 touchdowns and two interceptions. His passer rating for the calendar month was 124.6, which led the AFC.

- At Denver (10/13), entered the game in the third quarter and completed 13 of 16 passes for 144 yards with an interception. Rushed once for six yards.

- Against L.A. Chargers (10/20), started at quarterback and completed 23 of 29 passes for 312 yards with two touchdowns and an interception for a 120.1 passer rating. Rushed five times for seven yards. Set a new career-high by completing 79.3 percent of his passes. Evened the score at 10-10 with an eight-yard touchdown strike to Corey Davis late in the second quarter. Extended the Titans' second touchdown drive with a pair of conversions: a two-yard sneak on third-and-two and a 14-yard pass to Adam Humphries on third-and-11. Gave the Titans a 16-10 lead with a five-yard touchdown pass to Tajaé Sharpe in the back of the end zone on third-and-goal early in the fourth quarter. Kept the Titans' final touchdown drive alive with a 38-yard completion to Corey Davis on third-and-one in the final stanza.

- Against Tampa Bay (10/27), connected on 21 of 33 passes for 193 yards with three touchdowns for a 109.8 passer rating. Gave the Titans a 7-3 lead with a five-yard touchdown strike to Jonnu Smith in the first quarter. Increased the Titans lead to 14-3 with a six-yard touchdown pass to Tajaé Sharpe on third-and-goal late in the first stanza. Gave the Titans a 27-23 lead with an eight-yard touchdown strike to A.J. Brown on third-and-eight midway through the fourth quarter.

- At Carolina (11/3), completed 27 of 39 passes for 331 yards with a touchdown and two interceptions. Rushed four times for 38 yards with a score. Extended the Titans' second touchdown drive with a pair of third-down conversions: a 25-yard pass to Adam Humphries on third-and-two and a 35-yard bomb to A.J. Brown on third-and-seven. Found Derrick Henry for a 23-yard touchdown reception on a screen in the fourth quarter. Cut the Panthers' lead to 30-20 with a 10-yard touchdown run with less than three minutes remaining in the game.

- Against Kansas City (11/10), completed 13 of 19 passes for 181 yards with two touchdowns for a 133.9 passer rating. Rushed three times for 37 yards. Added a two-point conversion rushing score. Kickstarted the Titans' initial scoring drive with a deep 52-yard pass to Kalif Raymond to the Kansas City 21-yard line in the second quarter. Found Anthony Firkser for a nine-yard touchdown pass in the second quarter. Extended a Titans' touchdown drive with a 12-yard run on third-and-10 early in the fourth quarter. Gave the Titans the lead by finding Adam Humphries for a 23-yard touchdown strike with 23 seconds remaining in the fourth quarter. Increased the lead to 35-32 with an extra effort, two-point conversion run.

- Against Jacksonville (11/24), completed 14 of 18 passes for 259 yards with two touchdowns for a 155.8 passer rating. Rushed seven times for 40 yards with a career-best two rushing scores. Extended the Titans' opening touchdown drive with a six-yard pass to Adam Humphries on third-and-four in the second quarter. Gave the Titans a 7-0 lead with a 21-yard touchdown run on a bootleg in the second stanza. Kickstarted the Titans' touchdown drive to open the second half with a 35-yard pass to A.J. Brown. Extended the Titans' lead to 14-3 with a one-yard touchdown toss to Dennis Kelly early in the third quarter. Increased the Titans lead to 35-3 with a 65-yard

touchdown strike to Brown in the third stanza. Collected his career-best second rushing touchdown with a three-yard score on third-and-one in the fourth quarter.

- At Indianapolis (12/1), completed 17 of 22 passes for 182 yards with two touchdowns for a 131.2 passer rating. Rushed four times for five yards. Evened the score at 7-7 with a 13-yard touchdown pass to Adam Humphries on third-and-eight in the opening stanza. Sealed the victory with a 40-yard touchdown strike to Kalif Raymond on third-and-six late in the fourth quarter.

- At Oakland (12/8), named AFC Offensive Player of the Week after completing 21 of 27 passes for 391 yards with three touchdowns and an interception for a 140.4 passer rating. Rushed four times for 19 yards. His passer rating of 140.4 was the second-best single-game mark of his career in a contest in which he attempted at least 20 passes. Gave the Titans a 14-7 advantage with a career-long 91-yard touchdown bomb to A.J. Brown early in the second quarter. Gave the Titans a 21-14 lead with a 16-yard touchdown pass to Brown on third-and-13 in the second quarter. Found Jonnu Smith in the back of the end zone for a 17-yard touchdown and a 35-21 lead early in the fourth quarter.

- Against Houston (12/15), completed 22 of 36 passes for 279 yards with two touchdowns and an interception. Rushed three times for 10 yards with a score. Connected with A.J. Brown for a 60-yard reception down the right sideline in the opening quarter. Cut the Texans' lead to 14-7 with a one-yard touchdown run on fourth-and-goal in the third quarter. Evened the score at 14-14 with a five-yard touchdown strike to Brown early in the fourth quarter. Found Dion Lewis for an 11-yard touchdown toss late in the final stanza.

- Against New Orleans (12/22), completed 17 of 27 passes for 272 yards with three touchdowns for a 133.6 passer rating. Gave the Titans a 7-0 lead with a 41-yard touchdown strike to Jonnu Smith in the first quarter. Cut the Saints lead to 24-21 with a 36-yard touchdown pass to Tajaé Sharpe on third-and-one in the third quarter. Found Sharpe in the back of the end zone for a seven-yard touchdown on third-and-two midway through the fourth quarter.

- At Houston (12/29), started at quarterback in his 100th career game and completed 13 of 20 passes for 198 yards with two touchdowns for a 130.8 passer rating. Registered his seventh consecutive game with at least two touchdown passes, the best streak of his career. Rushed five times for 20 yards. Evened the score at 7-7 with a 51-yard touchdown toss to A.J. Brown on third-and-five in the opening quarter. Extended the Titans' second touchdown drive with three third-down conversions: a 12-yard connection to Corey Davis on third-and-nine, a 13-yard completion to Tajaé Sharpe on third-and-eight and a five-yard strike to Davis on third-and-two. Gave the Titans a 14-7 lead with a one-yard touchdown pass to MyCole Pruitt early in the second quarter. Set up the Titans' fourth touchdown with a 47-yard bomb to Brown down to the Houston one-yard line early in the fourth quarter.

- At New England (1/4), started at quarterback in his postseason debut and completed eight of 15 passes for 72 yards with a touchdown and an interception. Rushed four times for 11 yards. Gave the Titans a 7-3 lead with a 12-yard touchdown strike to Anthony Firkser on third-and-10 in the first quarter. Converted a key third-and-eight with an 11-yard toss to Firkser along the sideline allowing the offense to run more clock late in the fourth quarter.

- At Baltimore (1/11), connected on seven of 14 passes for 88 yards with two touchdowns for a 109.5 passer rating. Rushed six times for 13 yards with a score. Gave the Titans a 7-0 lead with a 12-yard touchdown connection to Jonnu Smith in the corner of the end zone on third-and-12 in the first quarter. Increased the Titans lead to 14-0 with a 45-yard touchdown bomb to Kalif Raymond early in the second quarter. Found the end zone for a one-yard touchdown run on an option play in the third stanza.

- At Kansas City (1/19), started at quarterback and completed 21 of 31 passes for 209 yards with two touchdowns for a 108.1 passer rating. Rushed three times for 11 yards. Kickstarted the Titans' first scoring drive with a 37-yard connection to A.J. Brown on the second play from scrimmage. Kept the Titans' first touchdown drive alive with a three-yard pass to Adam Humphries on fourth-and-two in the first stanza. Increased the Titans lead to 17-7 with a one-yard touchdown toss to Dennis Kelly in the second stanza. Cut the Chiefs' lead to 35-24 with a 22-yard scoring connection to Anthony Firkser in the final quarter.

2018 (10/10 - Miami): Started 10 games and completed 158 of 243 passes for 1,832 yards with 17 touchdowns. Tallied 30 carries for 136 yards. Was inactive for five games. Served as a season-long team captain.

- Against Tennessee (9/9), connected on 20 of 28 passes for 230 yards with two touchdowns. Completed a 75-yard pass to Kenny Stills in the fourth quarter to give Miami a 24-10 lead. It was the second-longest completion of his career.
- Against Oakland (9/23), completed 17 of 23 passes for 289 yards with three touchdowns for a 155.3 passer rating.
- Against New England (12/2), completed 14 of 19 passes for 265 yards with three touchdowns for a 155.2 passer rating. Eclipsed 20,000 career passing yards, becoming the third quarterback in Dolphins history to accomplish the feat. Led his 14th career fourth quarter comeback, connecting on a 69-yard pass that was double-lateraled to Kenyan Drake for a game-winning touchdown on the final play of the game known as "The Miami Miracle."

2017 (0/0 - Miami): Missed the entire season after being placed on injured reserve on Aug. 12.

2016 (13/13 - Miami): Started 13 games and completed 261 of 389 passes for 2,995 yards with 19 touchdowns. Produced 39 carries for 164 yards with a touchdown. Was inactive for three games. His 67.1 completion percentage was the second-highest single-season completion percentage in franchise history.

- Against Buffalo (10/23), made good on 15 of 25 passes for 204 yards with a touchdown. Completed a 66-yard touchdown pass to Kenny Stills with 2:24 left to give Miami a two-score lead.
- At Los Angeles Rams (11/20), completed 24 of 34 passes for 172 yards with two touchdowns. Registered two carries for 19 yards. Hit DeVante Parker for a nine-yard touchdown pass to give Miami the lead with 36 seconds left. Marked the 13th come-from-behind win of his career. In Miami's final two drives, completed 12 of 13 passes for 115 yards and two scores. Became the franchise's all-time leading rusher as a quarterback, surpassing Hall of Fame quarterback Bob Griese (994).
- Against San Francisco (11/27), connected on 20 of 30 passes for 285 yards with three touchdowns for a 130.6 passer rating.
- At Pittsburgh (1/8), was inactive for the Wild Card matchup.

2015 (16/16 - Miami): Started all 16 games and completed 363 of 586 passes for 4,208 yards with 24 touchdowns. Set a then NFL record with 25 consecutive completions on Oct. 18 (at Tennessee) and Oct. 25 (vs. Houston). His 4,208 passing yards was the fifth-highest single-season total in team history and most by a Dolphins quarterback other than Dan Marino. His 24 touchdown passes marked the third straight season he passed for 20 or more touchdowns, joining Marino as the only Dolphins quarterback to accomplish the feat.

- At Jacksonville (9/20), connected on 30 of 44 passes for 359 yards with two touchdowns for a 108.0 passer rating.
- Against Buffalo (9/27), completed 26 of 49 passes for 297 yards and two touchdowns. Set a team record with 160 consecutive passes without an interception, breaking Dan Marino's mark.
- Against Houston (10/25), named AFC Offensive Player of the Week and FedEx Air NFL Player of the Week by completing 18 of 19 passes for 282 yards with four touchdowns for a perfect 158.3 passer rating. His 94.7 completion percentage was a single-game team record. Became the first NFL quarterback since Randall Cunningham in 1998 to complete three 50-yard touchdown passes in the first half of a game.

2014 (16/16 - Miami): Started all 16 games and completed 392 of 590 passes for 4,045 yards with 27 touchdowns for a 92.8 passer rating. Registered 56 carries for 311 yards with a touchdown. His 392 completions were the most in team history and his 590 pass attempts were the fourth-most in team history. Completed 70 percent of passes in five consecutive games (Nov. 2 to Dec. 1), setting a team record. His 27 touchdown passes were the sixth-most in team history and the most by anyone other than Dan Marino.

- Against San Diego (11/2), connected on 24 of 34 passes for 288 yards with three touchdowns for a season-high 125.6 passer rating.
- At N.Y. Jets (12/1), completed 25 of 35 passes for 235 yards. Engineered a game-winning drive that led to a 26-yard field goal with 1:57 left to give Miami the 16-13 victory.
- Against Minnesota (12/21), connected on 35 of 47 passes for 396 yards with four touchdowns for a 118.8 passer rating. His 396 passing yards

marked the eighth 300-yard game of his career, moving him into second place in team history in the category.

2013 (16/16 - Miami): Started all 16 games and completed 355 of 588 passes for 3,913 yards with 24 touchdowns for an 81.7 passer rating. Tallied 40 carries for 238 yards with a touchdown.

- At Atlanta (9/22), completed 24 of 35 passes for 236 yards with two touchdowns. Led the team on a 13-play, 75-yard drive that culminated in a one-yard touchdown pass to Dion Sims with 38 seconds left to win the game. Completed nine of 12 passes for 69 yards with a touchdown on the game-winning drive.
- At N.Y. Jets (12/1), connected on 28 of 43 passes for 331 yards with two touchdowns. Marked his second consecutive 300-yard passing game, the first back-to-back 300-yard games of his career.
- Against New England (12/15), completed 25 of 37 passes for 312 yards with three touchdowns for a 120.6 passer rating. It was his second straight three plus touchdown performance as he became the first Dolphins quarterback since Dan Marino in 1994 to accomplish the feat. Led the team on a nine-play, 60-yard drive capped off by a 14-yard touchdown pass to Marcus Thigpen with 1:15 left to win the game.

2012 (16/16 - Miami): Started all 16 games as a rookie and completed 282 of 484 passes for 3,294 yards with 12 touchdowns for a 76.1 passer rating. Carried the ball 49 times for 211 yards and two touchdowns. Set franchise rookie records in completions (282), attempts (484) and passing yards (3,294). His 58.3 completion percentage was second-best among rookies in team history.

- At Houston (9/9), made his NFL debut and his first NFL start and completed 20 of 36 passes for 219 yards. Became the first rookie quarterback in team history to start a season opener.
- Against Oakland (9/16), collected his first win by completing 18 of 30 passes for 200 yards and a touchdown. Scored his first NFL rushing touchdown with a two-yard run in the first quarter. Threw his first NFL touchdown with a 14-yard pass to Anthony Fasano in the fourth quarter.
- At Arizona (9/30), connected on 26 of 41 passes for 431 yards with a touchdown. His 26 completions were the most in team history by a rookie and his 431 passing yards was the third-highest single-game total by a rookie in NFL history, the most by a rookie in Dolphins history and tied for the sixth-most in any game in team history.

COLLEGE:

- Was a four-year letterman (2008-11) and two-year starter as a quarterback and wide receiver at Texas A&M.
- Played in 50 games with 25 starts and completed 484 of 774 passes for 5,450 yards with 42 touchdowns. Hauled in 112 receptions for 1,596 yards with 10 touchdowns. Rushed 115 times for 369 yards with five touchdowns.
- Started 19 games at quarterback and six contests at wide receiver, while playing both quarterback and wide receiver in five games.
- As a senior (2011), started all 13 games and completed 327 of 531 passes for 3,744 yards and 29 touchdowns. Notched 58 carries for 306 yards and four touchdowns.
- In his final collegiate campaign, was named honorable mention All-American, a finalist for the Johnny Unitas Golden Arm Award (nation's top quarterback), a semifinalist for the Davey O'Brien Award (nation's top quarterback) and a finalist for the William V. Campbell Trophy (nation's best scholar-athlete).
- As a junior (2010), played in all 13 games with six starts at quarterback and connected on 152 of 234 passes for 1,638 yards and 13 touchdowns. As a wide receiver registered 11 receptions for 143 yards with a touchdown. Rushed 51 times for 76 yards and a score. Saw action at wide receiver for the first seven games of the season. Took over starting quarterback duties for the final six games and posted a 5-1 record.
- As a sophomore (2009), played in all 13 games and was named honorable mention All-Big 12. Collected 46 receptions for 609 yards and four touchdowns. Completed four of eight passes for 60 yards. Notched four carries for minus five yards.
- As a redshirt freshman (2008), played in 11 games with six starts at wide receiver. Battled for the starting quarterback spot in camp but moved to receiver at the start of the season. Tallied 55 receptions for 844 yards with five touchdowns. Completed his only pass for eight yards. Notched two carries for minus eight yards. His 55 receptions, 844 receiving yards

and five receiving touchdowns were school freshman records. Received honorable mention Freshman All-American honors and was voted school's offensive MVP by his teammates.

- Redshirted in 2007.
- Majored in biology at Texas A&M.

PERSONAL:

- Married to Lauren and the couple has two children.
- Attended Big Spring (Texas) High School and played defensive back, punter, wide receiver and quarterback.
- As a senior (2006), passed for 1,258 yards and rushed for 617 yards. Hauled in three receptions for 62 yards. Posted a 39.2-yard punt return average. Received first-team All-CIF honors.
- As a junior (2005), notched 62 receptions for 1,500 yards and 17 touchdowns.
- Also lettered in basketball, baseball, golf and track and field.
- Follow Tannehill on Twitter at @ryantannehill1.
- Follow Tannehill on Instagram at @rtannehill17.
- Born Ryan Timothy Tannehill on July 27, 1988 in Lubbock, Texas.

RYAN TANNEHILL'S GAME-BY-GAME

2012 Miami Dolphins		PASSING												RUSHING					COMBINED RUSH + PASS		
Date	Opp	W/L	P/S	Att	Cmp	Pct	Yds	Yds/Att	TD	Int	Lg	Sk	Lst	Rating	Att	Yds	Avg	Lg	TD	Yards	Touchdowns
Sept 9	@ Hou	L	S	36	20	55.6	219	6.1	0	3	34	2	20	39.0	3	-4	-1.3	0	0	215	
Sept 16	Oak	W	S	30	18	60.0	200	6.7	1	0	25	1	11	91.0	3	14	4.7	13	1	214	2r, 14
Sept 23	NYJ	L	S	36	16	44.4	196	5.4	0	1	41	0	0	50.2	3	3	1.0	5	0	199	
Sept 30	@ Ari	L	S	41	26	63.4	431	10.5	1	2	80t	4	37	86.5	1	0	0.0	0	0	431	80
Oct 7	@ Cin	W	S	26	17	65.4	223	8.6	0	0	30	2	12	92.3	4	-4	-1.0	-1	0	219	
Oct 14	StL	W	S	29	21	72.4	185	6.4	2	0	29t	3	29	112.0	4	16	4.0	10	0	201	29, 1
Oct 28	@ NYJ	W	S	5	2	40.0	18	3.6	0	0	12	1	9	50.4	0	0	0.0	-	0	18	
Nov 4	@ Ind	L	S	38	22	57.9	290	7.6	1	0	35	2	9	90.9	1	-1	-1.0	-1	0	289	31
Nov 11	Ten	L	S	39	23	59.0	217	5.6	0	3	17	1	8	42.4	1	-1	-1.0	-1	0	216	
Nov 15	@ Buf	L	S	28	14	50.0	141	5.0	1	2	19	3	17	46.9	1	7	7.0	7	0	148	2
Nov 25	Sea	W	S	26	18	69.2	253	9.7	1	1	39	1	7	97.1	4	33	8.3	19	0	286	29
Dec 2	NE	L	S	29	13	44.8	186	6.4	0	0	28	3	10	66.2	5	19	3.8	9	1	205	2r
Dec 9	@ SF	L	S	33	17	51.5	150	4.5	1	0	28	2	17	74.1	3	25	8.3	20	0	175	3
Dec 16	Jax	W	S	28	22	78.6	220	7.9	2	0	37	1	11	123.2	8	52	6.5	30	0	272	4, 2
Dec 23	Buf	W	S	25	13	52.0	130	5.2	2	0	30	2	11	93.8	6	44	7.3	31	0	174	17, 12
Dec 30	@ NE	L	S	35	20	57.1	235	6.7	0	1	22	7	26	65.8	2	8	4.0	8	0	243	
Totals		7-9	16/16	484	282	58.3	3,294	6.8	12	13	80t	35	234	76.1	49	211	4.3	31	2	3,505	

2013 Miami Dolphins		PASSING												RUSHING					COMBINED RUSH + PASS		
Date	Opp	W/L	P/S	Att	Cmp	Pct	Yds	Yds/Att	TD	Int	Lg	Sk	Lst	Rating	Att	Yds	Avg	Lg	TD	Yards	Touchdowns
Sept 8	@ Cle	W	S	38	24	63.2	272	7.2	1	1	34t	4	17	82.3	5	3	0.6	3	0	275	34
Sept 15	@ Ind	W	S	34	23	67.6	319	9.4	1	0	67	5	22	107.4	4	1	0.3	2	0	320	18
Sept 22	Atl	W	S	35	24	68.6	236	6.7	2	1	21	5	41	94.5	2	7	3.5	8	0	243	18, 1
Sept 30	@ NO	L	S	35	22	62.9	249	7.1	1	3	50	4	33	57.9	4	48	12.0	26	0	297	3
Oct 6	Bal	L	S	40	21	52.5	307	7.7	1	0	49	6	35	86.1	2	6	3.0	6	0	313	9
Oct 20	Buf	L	S	37	19	51.4	194	5.2	3	2	46	2	21	71.2	3	5	1.7	3	0	199	7, 13, 4
Oct 27	@ NE	L	S	42	22	52.4	192	4.6	2	2	25	6	47	60.8	1	12	12.0	12	0	204	4, 5
Oct 31	Cin	W	S	28	20	71.4	208	7.4	0	0	40	3	20	92.6	1	1	1.0	1	1	209	1r
Nov 11	@ TB	L	S	42	27	64.3	229	5.5	2	1	19t	2	18	84.3	1	2	2.0	2	0	231	6, 19
Nov 17	SD	W	S	35	22	62.9	268	7.7	1	1	39t	4	29	84.0	4	21	5.3	10	0	289	39
Nov 24	Car	L	S	42	28	66.7	310	7.4	1	1	57	3	30	86.4	4	36	9.0	19	0	346	53
Dec 1	@ NYJ	W	S	43	28	65.1	331	7.7	2	1	31t	1	3	94.2	3	22	7.3	18	0	353	31, 28
Dec 8	@ Pit	W	S	33	20	60.6	200	6.1	3	1	40	2	14	95.5	3	56	18.7	48	0	256	6, 4, 12
Dec 15	NE	W	S	37	25	67.6	312	8.4	3	0	39t	4	23	120.6	1	-1	-1.0	-1	0	311	39, 2, 14
Dec 22	@ Buf	L	S	27	10	37.0	82	3.0	0	0	13	7	46	45.6	0	0	0.0	-	0	82	
Dec 29	NYJ	L	S	40	20	50.0	204	5.1	1	3	25	0	0	42.1	2	19	9.5	20	0	223	5
Totals		8-8	16/16	588	355	60.4	3,913	6.7	24	17	67	58	399	81.7	40	238	6.0	48	1	4,151	

RYAN TANNEHILL'S GAME-BY-GAME CONT.

2014 Miami Dolphins				PASSING										RUSHING					COMBINED RUSH + PASS		
Date	Opp	W/L	P/S	Att	Cmp	Pct	Yds	Yds/Att	TD	Int	Lg	Sk	Lst	Rating	Att	Yds	Avg	Lg	TD	Yards	Touchdowns
Sept 7	NE	W	S	32	18	56.3	178	5.6	2	1	24	1	9	79.9	3	-2	-0.7	0	0	176	4, 14
Sept 14	@ Buf	L	S	49	31	63.3	241	4.9	1	1	18	4	31	73.6	4	11	2.8	6	0	252	7
Sept 21	KC	L	S	43	21	48.8	205	4.8	1	0	30	4	14	70.4	1	9	9.0	9	0	214	1
Sept 28	@ Oak	W	S	31	23	74.2	278	9.0	2	1	35	0	0	109.3	5	35	7.0	18	0	313	13, 18
Oct 12	GB	L	S	31	20	64.5	244	7.9	2	2	25	1	7	83.3	3	49	16.3	40	0	293	11, 5
Oct 19	@ Chi	W	S	32	25	78.1	277	8.7	2	0	26	4	21	123.6	6	48	8.0	30	0	325	13, 10
Oct 26	@ Jax	W	S	29	16	55.2	196	6.8	1	1	50	3	18	73.3	5	48	9.6	30	0	244	3
Nov 2	SD	W	S	34	24	70.6	288	8.5	3	0	38	0	0	125.6	4	47	11.8	22	0	335	6, 21, 14
Nov 9	@ Det	L	S	38	27	71.1	207	5.4	1	1	20	3	29	81.8	2	0	0.0	3	0	207	3
Nov 13	Buf	W	S	34	26	76.5	240	7.1	2	0	32	5	35	114.8	4	16	4.0	15	0	256	7, 8
Nov 23	@ Den	L	S	36	26	72.2	228	6.3	3	1	21	1	12	104.9	4	15	3.8	8	1	243	1r, 10, 5, 1
Dec 1	@ NYJ	W	S	35	25	71.4	235	6.7	0	1	25	2	18	77.7	4	13	3.3	10	0	248	
Dec 7	Bal	L	S	33	23	69.7	227	6.9	1	0	27	6	41	98.9	2	6	3.0	7	0	233	3
Dec 14	@ NE	L	S	47	29	61.7	346	7.4	1	2	50	4	38	73.5	3	21	7.0	15	0	367	32
Dec 21	Min	W	S	47	35	74.5	396	8.4	4	1	41	1	13	118.8	6	-5	-0.8	5	0	391	14, 16, 7, 3
Dec 28	NYJ	L	S	39	23	59.0	259	6.6	1	0	33	7	51	87.4	0	0	0.0	-	0	259	23
Totals		8-8	16/16	590	392	66.4	4,045	6.9	27	12	50	46	337	92.8	56	311	5.6	40	1	4,356	

2015 Miami Dolphins				PASSING										RUSHING					COMBINED RUSH + PASS		
Date	Opp	W/L	P/S	Att	Cmp	Pct	Yds	Yds/Att	TD	Int	Lg	Sk	Lst	Rating	Att	Yds	Avg	Lg	TD	Yards	Touchdowns
Sept 13	@ Was	W	S	34	22	64.7	226	6.6	1	0	27	3	44	93.5	3	7	2.3	5	0	233	3
Sept 20	@ Jax	L	S	44	30	68.2	359	8.2	2	0	48	2	15	108.0	3	17	5.7	9	0	376	10, 5
Sept 27	Buf	L	S	49	26	53.1	297	6.1	2	3	46t	2	8	59.7	1	-1	-1.0	-1	0	296	21, 46
Oct 4	NYJ	L	S	44	19	43.2	198	4.5	2	2	42	3	31	53.0	1	4	4.0	4	0	202	8, 10
Oct 18	@ Ten	W	S	29	22	75.9	266	9.2	2	2	38	2	12	97.8	2	14	7.0	10	0	280	2, 12
Oct 25	Hou	W	S	19	18	94.7	282	14.8	4	0	54t	4	41	158.3	1	3	3.0	3	0	285	53, 50, 10, 54
Oct 29	@ NE	L	S	44	28	63.6	300	6.8	0	2	29	5	45	64.6	2	-1	-0.5	0	0	299	
Nov 8	@ Buf	L	S	35	26	74.3	307	8.8	0	0	46	2	27	100.5	2	3	1.5	3	0	310	
Nov 15	@ Phi	W	S	36	21	58.3	217	6.0	2	0	43	4	27	94.3	2	-2	-1.0	-1	0	215	13, 4
Nov 22	Dal	L	S	24	13	54.2	188	7.8	2	1	47	3	48	90.3	3	13	4.3	7	0	201	12, 29
Nov 29	@ NYJ	L	S	58	33	56.9	351	6.1	3	1	40	3	30	84.8	0	0	0.0	-	0	351	5, 5, 33
Dec 6	Bal	W	S	19	9	47.4	86	4.5	1	0	38t	1	4	78.0	1	11	11.0	11	0	97	38
Dec 14	NYG	L	S	41	25	61.0	236	5.8	1	0	47t	1	1	85.0	4	24	6.0	12	0	260	47
Dec 20	@ SD	L	S	34	20	58.8	216	6.4	0	0	35	3	29	77.6	3	4	1.3	2	1	220	1r
Dec 27	Ind	L	S	38	26	68.4	329	8.7	0	1	49	6	50	84.2	1	28	28.0	28	0	357	
Jan 3	NE	W	S	38	25	65.8	350	9.2	2	0	46	1	8	112.8	3	17	5.7	19	0	367	15, 2
Totals		6-10	16/16	586	363	61.9	4,208	7.2	24	12	54t	45	420	88.7	32	141	4.4	28	1	4,349	

2016 Miami Dolphins				PASSING										RUSHING					COMBINED RUSH + PASS			
Date	Opp	W/L	P/S	Att	Cmp	Pct	Yds	Yds/Att	TD	Int	Lg	Sk	Lst	Rating	Att	Yds	Avg	Lg	TD	Yards	Touchdowns	
Sept 11	Sea	L	S	29	16	55.2	186	6.4	0	0	50	5	36	74.8	5	17	3.4	11	1	203	2r	
Sept 18	NE	L	S	45	32	71.1	387	8.6	2	2	33	0	0	93.5	6	35	5.8	17	0	422	24, 12	
Sept 25	Cle	W	S	39	25	64.1	319	8.2	3	2	42t	1	8	93.9	1	2	2.0	2	0	321	26, 42, 10	
Sept 29	Cin	L	S	25	15	60.0	189	7.6	1	1	74t	5	29	80.3	0	0	0.0	-	0	189	74	
Oct 9	Ten	L	S	18	12	66.7	191	10.6	0	2	58	6	42	62.3	0	0	0.0	-	0	191		
Oct 16	Pit	W	S	32	24	75.0	252	7.9	0	0	53	0	0	97.4	2	3	1.5	4	0	255		
Oct 23	Buf	W	S	25	15	60.0	204	8.2	1	0	66t	1	6	99.4	6	21	3.5	13	0	225	66	
Nov 6	NYJ	W	S	28	17	60.7	149	5.3	1	0	24	1	12	86.8	2	-3	-1.5	-1	0	146	1	
Nov 13	SD	W	S	24	17	70.8	240	10.0	2	0	56	1	9	130.6	3	16	5.3	18	0	256	39, 18	
Nov 20	LAR	W	S	34	24	70.6	172	5.1	2	1	15	4	30	89.3	2	19	9.5	10	0	191	10, 9	
Nov 27	SF	W	S	30	20	66.7	285	9.5	3	0	46	2	22	130.6	6	34	5.7	17	0	319	16, 43, 15	
Dec 4	Bal	L	S	40	29	72.5	226	5.7	1	3	26	2	11	63.1	1	0	0.0	0	0	226	8	
Dec 11	Ari	W	S	20	15	75.0	195	9.8	3	1	71	1	11	124.0	5	20	4.0	12	0	215	28, 7, 3	
Dec 17	@ NYJ	W	IA																			
Dec 24	@ Buf	W	IA																			
Jan 1	NE	L	IA																			
Totals		10-6	13/13	389	261	67.1	2,995	7.7	19	12	74t	29	216	93.5	39	164	4.2	18	1	3,159		
Playoffs																						
Jan 8	@ Pit	L	IA																			
Totals		0-1	0/0	0	0	0.0	0	0.0	0	0	0	0	0	0.0	0	0	0.0	0	0	0	0	

2017 Miami Dolphins				PASSING										RUSHING					COMBINED RUSH + PASS			
Date	Opp	W/L	P/S	Att	Cmp	Pct	Yds	Yds/Att	TD	Int	Lg	Sk	Lst	Rating	Att	Yds	Avg	Lg	TD	Yards	Touchdowns	
Totals		0-0	0/0	0	0	0.0	0	0.0	0	0	0	0	0	0.0	0	0	0.0	0	0	0	0	

Injured Reserve

RYAN TANNEHILL'S GAME-BY-GAME CONT.

2018 Miami Dolphins					PASSING										RUSHING					COMBINED RUSH + PASS		
Date	Opp	W/L	P/S	Att	Cmp	Pct	Yds	Yds/Att	TD	Int	Lg	Sk	Lst	Rating	Att	Yds	Avg	Lg	TD	Yards	Touchdowns	
Sept 9	Ten	W	S	28	20	71.4	230	8.2	2	2	75t	1	8	89.9	4	4	1.0	4	0	234	10, 75	
Sept 16	NYJ	W	S	23	17	73.9	168	7.3	2	0	29t	4	46	123.1	8	44	5.5	20	0	212	29, 19	
Sept 23	Oak	W	S	23	17	73.9	289	12.6	3	0	74t	1	9	155.3	3	26	8.7	18	0	315	34, 18, 74	
Sept 30	NE	L	S	20	11	55.0	100	5.0	0	1	22	2	19	47.9	1	0	0.0	0	0	100		
Oct 7	Cin	L	S	35	20	57.1	185	5.3	1	2	22t	3	16	57.4	3	17	5.7	9	0	202	22	
Oct 14	Chi	W	IA																			
Oct 21	Det	L	IA																			
Oct 25	@ Hou	L	IA																			
Nov 4	NYJ	W	IA																			
Nov 11	@ GB	L	IA																			
Nov 25	Ind	L	S	25	17	68.0	204	8.2	2	0	74	1	3	119.4	3	14	4.7	9	0	218	33, 74	
Dec 2	Buf	W	S	24	16	66.7	137	5.7	3	1	18	3	22	103.6	3	-5	-1.7	-1	0	132	18, 3, 13	
Dec 9	NE	W	S	19	14	73.7	265	13.9	3	0	69	4	36	155.2	1	13	13.0	13	0	278	7, 23, 69	
Dec 16	Min	L	S	24	11	45.8	108	4.5	0	0	18	9	71	59.0	1	1	1.0	1	0	109		
Dec 23	Jax	L	S	22	15	68.2	146	6.6	1	1	31	3	25	82.8	3	22	7.3	12	0	168	4	
Dec 30	Buf	L	S	31	18	58.1	147	4.7	0	2	19	4	24	43.3	2	9	4.5	12	0	156		
Totals		7-9	11/11	274	176	64.2	1,979	7.2	17	9	75t	35	279	92.7	32	145	4.5	20	0	2,124		

2019 Tennessee Titans					PASSING										RUSHING					COMBINED RUSH + PASS		
Date	Opp	W/L	P/S	Att	Cmp	Pct	Yds	Yds/Att	TD	Int	Lg	Sk	Lst	Rating	Att	Yds	Avg	Lg	TD	Yards	Touchdowns	
Sept 8	@ Cle	W	p	0	0	-	0	-	0	0	0	0	0	-	2	-2	-1.0	-1	0	-2		
Sept 15	Ind	L	DNP																			
Sept 19	@ Jax	L	DNP																			
Sept 29	@ Atl	W	DNP																			
Oct 6	Buf	L	DNP																			
Oct 13	@ Den	L	p	16	13	81.3	144	9.0	0	1	25	4	35	78.1	1	6	6.0	6	0	150		
Oct 20	LAC	W	S	29	23	79.3	312	10.8	2	1	38	2	17	120.1	5	7	1.4	6	0	319	8, 5	
Oct 27	TB	W	S	33	21	63.6	193	5.8	3	0	26	3	19	109.8	4	-3	-0.8	1	0	190	5, 6, 8	
Nov 3	@ Car	L	S	39	27	69.2	331	8.5	1	2	35	4	21	82.3	4	38	9.5	25	1	369	23, 10r	
Nov 10	KC	W	S	19	13	68.4	181	9.5	2	0	52	4	35	133.9	3	37	12.3	18	0	218	9, 23	
Nov 24	Jax	W	S	18	14	77.8	259	14.4	2	0	65t	1	7	155.8	7	40	5.7	21t	2	299	21r, 1, 65, 3r	
Dec 1	@ Ind	W	S	22	17	77.3	182	8.3	2	0	40t	6	44	131.3	4	5	1.3	8	0	187	13, 40	
Dec 8	@ Oak	W	S	27	21	77.8	391	14.5	3	1	91t	0	0	140.4	4	19	4.8	10	0	410	91, 16, 17	
Dec 15	Hou	L	S	36	22	61.1	279	7.8	2	1	60	2	10	92.2	3	10	3.3	10	1	289	1r, 5	
Dec 22	NO	L	S	27	17	63.0	272	10.1	3	0	41t	5	24	133.6	1	8	8.0	8	0	280	41, 36, 7	
Dec 29	@ Hou	W	S	20	13	65.0	198	9.9	2	0	51t	0	0	130.8	5	20	4.0	19	0	218	51, 1	
Totals		9-7	12/10	286	201	70.3	2,742	9.6	22	6	91t	31	212	117.5	43	185	4.3	25	4	2,927		

Playoffs					PASSING										RUSHING					COMBINED RUSH + PASS	
Date	Opp	W/L	P/S	Att	Cmp	Pct	Yds	Yds/Att	TD	Int	Lg	Sk	Lst	Rating	Att	Yds	Avg	Lg	TD	Yards	Touchdowns
Jan 4	@ NE	W	S	15	8	53.3	72	4.8	1	1	22	1	5	61.0	4	11	2.8	5	0	83	12
Jan 11	@ Bal	W	S	14	7	50.0	88	6.3	2	0	45t	1	8	109.5	6	13	2.2	9	1	101	12, 45, 1r
Jan 19	@ KC	L	S	31	21	67.7	209	6.7	2	0	37	3	27	108.1	3	11	3.7	6	0	220	1, 22
Totals		2-1	3/3	60	36	60.0	369	6.2	5	1	45t	5	40	98.5	13	35	2.7	9	1	404	

2020 Tennessee Titans					PASSING										RUSHING					COMBINED RUSH + PASS	
Date	Opp	W/L	P/S	Att	Cmp	Pct	Yds	Yds/Att	TD	Int	Lg	Sk	Lst	Rating	Att	Yds	Avg	Lg	TD	Yards	Touchdowns
Sept 14	@ Den	W	S	43	29	67.4	249	5.8	2	0	23	1	2	97.9	3	14	4.7	11	0	263	1, 1
Sept 20	Jax	W	S	24	18	75.0	239	10.0	4	0	63	1	8	145.7	4	12	3.0	8	0	251	13, 9, 4, 18
Sept 27	@ Min	W	S	37	23	62.2	321	8.7	0	1	61	1	11	78.8	4	9	2.3	10	0	330	
Oct 13	Buf	W	S	28	21	75.0	195	7.0	3	0	20	0	0	129.3	4	42	10.5	23	1	237	16, 10r, 4, 7
Oct 18	Hou	W	S	41	30	73.2	366	8.9	4	1	53	2	22	122.6	0	0	-	0	0	366	7, 6, 22, 7
Oct 25	Pit	L	S	30	18	60.0	220	7.3	2	0	73t	2	10	104.9	2	5	2.5	4	0	225	4, 73
Nov 1	@ Cin	L	S	30	18	60.0	233	7.8	2	1	27	1	10	92.8	2	20	10.0	15	0	253	9, 12
Nov 8	Chi	W	S	21	10	47.6	158	7.5	2	0	40	3	22	104.9	3	3	1.0	5	0	161	40, 2
Nov 12	Ind	L	S	27	15	55.6	147	5.4	1	0	21	1	10	83.4	2	9	4.5	5	0	156	5
Nov 22	@ Bal	W	S	31	22	71.0	259	8.4	2	1	50	2	16	104.1	4	35	8.8	21	0	294	1, 14
Nov 29	@ Ind	W	S	22	13	59.1	221	10.0	1	0	69t	1	1	108.3	2	3	1.5	2	1	224	69, 1r
Dec 6	Cle	L	S	45	29	64.4	389	8.6	3	1	43	3	20	104.8	0	0	-	0	0	389	17, 22, 8
Dec 13	@ Jax	W	S	24	19	79.2	212	8.8	2	0	37t	1	7	131.3	0	0	-	0	0	212	37, 5
Dec 20	Det	W	S	27	21	77.8	273	10.1	3	0	75t	1	5	145.8	3	21	7.0	17t	2	294	75, 17r, 3r, 2, 3
Dec 27	@ GB	L	S	24	11	45.8	121	5.0	1	2	19	2	17	40.5	3	55	18.3	45t	1	176	12, 45r
Jan 3	@ Hou	W	S	27	18	66.7	216	8.0	1	0	52	2	12	103.3	7	38	5.4	11	2	254	4, 5r, 5r
Totals		11-5	16/16	481	315	65.5	3,819	7.9	33	7	75t	24	173	106.5	43	266	6.2	45t	7	4,085	

RYAN TANNEHILL'S NFL STATISTICS

REGULAR SEASON			PASSING											RUSHING				
Year	Team	GP/GS	Att	Cmp	Pct	Yds	Yd/Att	TD	INT	Lg	Sk	Yds	Rat	Att	Yds	Avg	Lg	TD
2012	MIA	16/16	484	282	58.3	3,294	6.8	12	13	80t	35	234	76.1	49	211	4.3	31	2
2013	MIA	16/16	588	355	60.4	3,913	6.7	24	17	67	58	399	81.7	40	238	6.0	48	1
2014	MIA	16/16	590	392	66.4	4,045	6.9	27	12	50	46	337	92.8	56	311	5.6	40	1
2015	MIA	16/16	586	363	61.9	4,208	7.2	24	12	54t	45	420	88.7	32	141	4.4	28	1
2016	MIA	13/13	389	261	67.1	2,995	7.7	19	12	74t	29	216	93.5	39	164	4.2	18	1
2017	MIA	0/0	Injured Reserve															
2018	MIA	11/11	274	176	64.2	1,979	7.2	17	9	75t	35	279	92.7	32	145	4.5	20	0
2019	TEN	12/10	286	201	70.3	2,742	9.6	22	6	91t	31	212	117.5	43	185	4.3	25	4
2020	TEN	16/16	481	315	65.5	3,819	7.9	33	7	75t	24	173	106.5	43	266	6.2	45t	7
NFL Totals		116/114	3,678	2,345	63.8	26,995	7.3	178	88	91t	303	2,270	92.0	334	1,661	5.0	48	17

Regular Season Career record as starter: 60-54 (.526); Playoffs: 2-1 (.667)

PLAYOFFS			PASSING											RUSHING				
Year	Team	GP/GS	Att	Cmp	Pct	Yds	Yd/Att	TD	INT	Lg	Sk	Yds	Rat	Att	Yds	Avg	Lg	TD
2019	TEN	3/3	60	36	60.0	369	6.2	5	1	45t	5	40	98.5	13	35	2.7	9	1
NFL Totals		3/3	60	36	60.0	369	6.2	5	1	45t	5	40	98.5	13	35	2.7	9	1

Single-Game Highs

Attempts - 58 at N.Y. Jets (11/29/15)
 Completions - 35 vs. Minnesota (12/21/14)
 Passing Yards - 431 at Arizona (9/30/12)
 Touchdown Passes - **4 (Four times, last vs. Houston 10/18/20)**
 Long Completion - 91t at Oakland (12/8/19)
 Completion Percentage - 79.3 vs. L.A. Chargers (10/20/19)
 Passer Rating - 155.3 - vs. Oakland (9/23/18)
 Rushes - 8 (Twice, last at N.Y. Jets 9/16/18)
 Rushing Yards - 56 at Pittsburgh (12/8/13)
 Long Rush - 48 at Pittsburgh (12/8/13)
 Rushing Touchdowns - **2 (Three times, last at Houston 1/3/21)**

Additional Statistics

Receptions - 1 for -4 yards (2014), 1 for 9 yards (2015), **1 for 0 yards (2020)**
 Tackles - 1 (2012), 2 (2013), 3 (2014), 4 (2015), 1 (2018), 2 (2019)
 Fumble Recoveries - 1 (2012), 3 (2013), 4 (2014), 5 (2015), 3 (2016), 1 (2019), **3 (2020)**
 Two-Point Conversions - 1 rush (2019), **1 pass, 1 rush (2020)**

Playoff Single-Game Highs

Attempts - 31 at Kansas City (1/19/20)
 Completions - 21 at Kansas City (1/19/20)
 Passing Yards - 209 at Kansas City (1/19/20)
 Touchdown Passes - 2 (Twice, last at Kansas City 1/19/20)
 Long Completion - 45t at Baltimore (1/11/20)
 Rushes - 6 at Baltimore (1/11/20)
 Rushing Yards - 13 at Baltimore (1/11/20)
 Long Rush - 9 at Baltimore (1/11/20)
 Rushing Touchdowns - 1 at Baltimore (1/11/20)

Additional Playoff Statistics

Fumble Recoveries - 1 (2019)



93 TEAIR TART

DEFENSIVE TACKLE • 6'2" • 304 LBS • COLLEGE: FLORIDA INTERNATIONAL
ACQUIRED: FREE AGENT - 2020 • NFL EXPERIENCE (NFL/TITANS): ROOKIE
HOMETOWN: PHILADELPHIA, PA.
GAMES PLAYED/GAMES STARTED: 7/1 (PLAYOFFS: 0/0)



PRO: The Titans signed Teair Tart as a rookie free agent following the 2020 NFL Draft. The 6-foot-2-inch, 304-pounder appeared in 23 games with 10 starts over two seasons at Florida International (2018-19), and totaled 51 tackles, 19.0 tackles for loss, six sacks, one pass defended, five quarterback pressures and two forced fumbles. The Philadelphia, Pa., native also played previously at Ellsworth (Iowa) Community College in 2017 and ASA (N.Y.) College in 2016.

CAREER TRANSACTIONS:

- The Philadelphia, Pa., native was signed by the Titans as a rookie free agent on May 7, 2020.
- Waived by the Titans on Sept. 5, 2020 and signed to the practice squad a day later.
- Signed by the Titans to their active roster from the practice squad on Nov. 7, 2020.

SEASON RECAPS:

2020 (7/1): Has tied for the team lead in passes defended once in 2020 (vs. IND). Made his NFL debut against Chicago (11/8/20). Made his first career NFL start on the defensive front at Green Bay (12/27/20).

- Against Chicago (11/8), saw action in his first NFL contest as a reserve at defensive tackle and tallied a quarterback pressure.
- Against Indianapolis (11/12), played as a reserve at defensive tackle and collected a pass defended. Tipped a pass intended for Nyheim Hines at the line of scrimmage in the second quarter.
- At Baltimore (11/22), saw action as a reserve at defensive tackle and notched a tackle.
- At Indianapolis (11/29), played as a reserve at defensive tackle and recorded a tackle and a quarterback pressure. Shot through the line and dropped Nyheim Hines for no gain on a rush off right tackle in the fourth quarter.
- Against Cleveland (12/6), saw action as a reserve at defensive tackle.
- At Jacksonville (12/13), was suspended by the league.
- Against Detroit (12/20), played as a reserve on the defensive front and produced a tackle for loss. Stuffed Matthew Stafford for a one-yard loss after a botched shotgun snap in the fourth quarter.
- At Green Bay (12/27), made his first career NFL start at defensive end and registered two tackles. Combined with Matt Dickerson to stop Aaron Jones for no gain on a rush off right guard in the third stanza.
- At Houston (1/3), missed the game while on reserve/COVID-19.

COLLEGE:

- Appeared in 23 games with 10 starts over two seasons at Florida International and totaled 51 tackles, 19.0 tackles for loss, 6.0 sacks, one pass defended, five quarterback pressures and two forced fumbles. Played at Ellsworth (Iowa) Community College in 2017 and ASA (N.Y.) College in 2016.
- As a senior (2019), appeared in 11 games and made eight starts. Tallied

32 tackles, a team-leading 12.0 tackles for loss, 2.0 sacks and one forced fumble.

- Against Old Dominion (11/2), amassed three tackles, three tackles for loss, 1.0 sack and one forced fumble.
- Against Marshall (11/30), recorded a career-high eight tackles and two tackles for loss.
- As a junior (2018), saw action in 12 games and made two starts. Posted 19 tackles, a team-high-tying seven tackles for loss, a team-leading 4.0 sacks, one pass defended and one forced fumble.
- Against Massachusetts (9/15), notched four tackles, two tackles for loss and 2.0 sacks.
- As a sophomore (2017), appeared in two games for Ellsworth (Iowa) Community College and tallied five tackles, two tackles for loss and 1.0 sack.
- As a freshman (2016), saw action in six games for ASA (N.Y.) College and amassed 12 tackles, 7.5 tackles for loss and 5.0 sacks.
- Graduated from Florida International in December 2019 with a degree in liberal studies.

PERSONAL:

- Attended West Philadelphia (Pa.) High School where he was a first team All-Public and second team Daily News All-City Selection in 2014.
- Played offensive and defensive line and helped guide his team to its first PIAA 3A title.
- Son of Louise and Gary Spencer.
- Follow Tart on Instagram @teair215 and on Twitter @speedboy_te715.
- Born Teair Tart on Feb. 28, 1997 in Philadelphia, Pa.

TEAIR TART'S DEFENSIVE GAME-BY-GAME

2020 Tennessee Titans

Date	Opp	W/L	P/S	Tot	Solo	Asst	Sk	- Yds	QBP	TFL	Int	Yds	-TD	PD	FF	FR	- Yds	SpT	
Sept 14	@ Den	W	PS																
Sept 20	Jax	W	PS																
Sept 27	@ Min	W	PS																
Oct 13	Buf	W	PS																
Oct 18	Hou	W	PS																
Oct 25	Pit	L	PS																
Nov 1	@ Cin	L	PS																
Nov 8	Chi	W	p	0	0	0	0.0	0.0	1	0	0	0	0	0	0	0	0	0	0
Nov 12	Ind	L	p	0	0	0	0.0	0.0	0	0	0	0	0	1	0	0	0	0	0
Nov 22	@ Bal	W	p	1	0	1	0.0	0.0	0	0	0	0	0	0	0	0	0	0	0
Nov 29	@ Ind	W	p	1	1	0	0.0	0.0	1	0	0	0	0	0	0	0	0	0	0

Dec 6	Cle	L	p	0	0	0	0.0	0.0	0	0	0	0	0	0	0	0	0	0	0	0
Dec 13	@ Jax	WSUS																		
Dec 20	Det	W	p	1	1	0	0.0	0.0	0	1	0	0	0	0	0	0	0	0	0	0
Dec 27	@ GB	L	S	2	0	2	0.0	0.0	0	0	0	0	0	0	0	0	0	0	0	0
Jan 3	@ Hou	W	R/C																	
Totals				11	5	7	0.0	0.0	2	1	0	0	0	1	0	0	0	0	0	0

TEAIR TART'S NFL STATISTICS

REGULAR SEASON		TACKLES									INTERCEPTIONS					FUMBLES				
Year	Team	GP	GS	Tot	Solo	Asst	Sk	Yds	QBP	TFL	No	Yds	Lg	TD	PD	FF	FR	Yds	SpT	
2020	Tennessee	7	1	5	2	3	0.0	0.0	2	1	0	0	0	0	1	0	0	0	0	
NFL Totals		7	1	5	2	3	0.0	0.0	2	1	0	0	0	0	1	0	0	0	0	

Single-Game Highs

Tackles - **2 at Green Bay (12/27/20)**

Tackles For Loss - **1 vs. Detroit (12/20/20)**

Quarterback Pressures - **1 (Twice, last at Indianapolis 11/29/20)**

Passes Defensed - **1 vs. Indianapolis (11/12/20)**



24 KENNY VACCARO

SAFETY • 6'0" • 214 LBS • COLLEGE: TEXAS

ACQUIRED: FREE AGENT - 2018 • NFL EXPERIENCE (NFL/TITANS): 8/3

HOMETOWN: BROWNWOOD, TEXAS

GAMES PLAYED/GAMES STARTED: 110/109 (PLAYOFFS: 3/3)

PRO: The Titans signed free agent Kenny Vaccaro during the 2018 training camp after then-starter Johnathan Cyprien suffered a season-ending injury during practice, and re-signed him to a multi-year contract during the 2019 offseason. The former 2013 first-round pick arrived in Nashville after five years as a starter with the New Orleans Saints. In 97 career games with 96 starts during his first seven seasons, the University of Texas product totaled 656 tackles, 10 interceptions, 10.5 sacks, five forced fumbles and three fumble recoveries. The Brownwood, Texas, native has recorded three seasons with at least 100 tackles including 2019.

CAREER HIGHLIGHTS:

- In 2019, he recorded his third season with at least 100 tackles. His 104 tackles in 2019 marked the third-best total of his career, and ranked fourth on the team. Vaccaro made his postseason debut in 2019 and started all three games where he totaled 19 tackles and one interception.
- Vaccaro posted an interception in his first game as a Titan in 2018.
- In 2017, he registered a career-best three interceptions while with New Orleans.
- In 2015, Vaccaro started all 16 games for the first time and set career-highs with 136 tackles, three sacks, two forced fumbles and his first career fumble recovery.
- In 2014, he posted his first season with at least 100 tackles (113).
- In 2013, Vaccaro was named to the PFWA All-Rookie team after collecting 93 tackles, a sack, an interception, six passes defended and a forced fumble.

TITANS TIDBITS:

- Vaccaro traveled to Kenya during the 2016 offseason with former Texas and Saints teammate Alex Okafor and is involved in community and fundraising efforts to construct a school in the region.
- Vaccaro's uncle, A.J. Johnson, played for the Washington Redskins (1989-94), helping them to Super Bowl XXVI win before spending a season with the San Diego Chargers (1995).
- Vaccaro founded the Kenny Vaccaro Foundation to provide economically-challenged students with literacy and education resources so that they can achieve academic excellence, develop confident personal skills, and make positive decisions to avoid high risk behavior.

CAREER TRANSACTIONS:

- The Brownwood, Texas, native was originally selected by the New Orleans Saints in the first round (15th overall) of the 2013 NFL Draft.
- Signed by the Titans as a free agent on Aug. 4, 2018.

SEASON RECAPS:

2020 (13/13 - Tennessee): Finished fourth on the team with 83 tackles. Has led or tied for the team lead in tackles twice in 2020 (vs. JAX, at IND). Has tied for the team lead in passes defended three times in 2019 (at DEN, vs. JAX, vs. HOU). Has tied for the team lead in sacks once in 2020 (vs. JAX). Has tied for the team lead in quarterback pressures twice in 2020 (vs. JAX, at CIN).

- At Denver (9/14), started at safety and finished second on the squad with six tackles, including a stop for loss and a pass defended. Stuffed Melvin Gordon III for a two-yard loss on a short pass in the third quarter. Halted a Broncos' drive by breaking up a pass intended for Jerry Jeudy on third-and-14 in the third quarter. Stonewalled Royce Freeman for no gain on a rush off left tackle in the fourth quarter.
- Against Jacksonville (9/20), started at safety and tied for the team lead with 11 tackles, including a sack, two tackles for loss, two quarterback pressures and two passes defended. Defended a pass intended for Tyler

Eifert in the end zone late in the second stanza. Sacked Gardner Minshew II for a four-yard loss in the final quarter. Broke up a pass intended for Eifert in the final stanza.

- At Minnesota (9/27), started at safety in his 100th career regular season game and registered five tackles.
- Against Buffalo (10/13), made his 100th regular season start at safety and tallied four tackles, including a stop for loss. Stonewalled Devin Singletary for a two-yard loss on a rush up the middle in the opening stanza.
- Against Houston (10/18), started at safety and produced eight tackles, a pass defended and a quarterback pressure. Halted a Texans' drive by breaking up a pass intended to Darren Fells on third-and-four in the first quarter. Combined with Jayon Brown to stuff Johnson for no gain on a rush up the middle in the fourth quarter.
- Against Pittsburgh (10/25), started at safety and registered four tackles.
- At Cincinnati (11/1), started at safety and posted four tackles and a quarterback pressure.
- Against Chicago (11/8), started at safety and tallied six tackles.
- Against Indianapolis (11/12), started at safety and collected eight tackles. Teamed with Kevin Byard to stuff Jonathan Taylor for no gain on a rush off left guard in the third quarter.
- At Baltimore (11/22), was inactive.
- At Indianapolis (11/29), started at safety and led the team with nine tackles.
- Against Cleveland (12/6), started at safety and tallied six tackles and a fumble recovery and a pass defended. Broke up a pass intended for Jarvis Landry in the opening stanza. Combined with Amani Hooker to stuff Kareem Hunt for no gain on a third-and-10 reception in the fourth quarter. Set up the Titans' final touchdown by scooping up a Baker Mayfield fumble and rumbling 53 yards to the Browns' 13-yard line late in the fourth quarter.
- At Jacksonville (12/13), was inactive.
- Against Detroit (12/20), was inactive.
- At Green Bay (12/27), returned to the lineup as a starter at safety and registered five tackles, including two stops for loss. Stuffed Tavon Austin for a one-yard loss on a short pass in the left flat in the first quarter. Stonewalled Aaron Jones for a three-yard loss on a rush off left end in the second stanza.
- At Houston (1/3), started at safety and notched seven tackles in the Titans' division-clinching victory.

2019 (16/16, 3/3 - Tennessee): Started all 16 games at safety and ranked fourth on the team with 104 tackles. Also posted an interception, a sack, a quarterback pressure, a stop for loss, five passes defended and seven special teams stops. Started all three postseason contests and registered 19 tackles, an interception, a stop for loss and two passes defended. Led the team in tackles three times in 2019 (at CLE, vs. HOU, at HOU). Led the team in passes defended once in 2019 (vs. HOU). Tied for the team lead in sacks once in 2019 (vs. JAX). Led or tied for the team lead in special teams tackles four times in 2019 (at CLE, vs. LAC, vs. KC, at OAK).

- At Cleveland (9/8), started at safety and collected a team-best 13 tackles. Led the team with two special teams tackles on coverage units. Stonewalled Nick Chubb for a one-yard loss on a short pass in the third quarter.
- At Atlanta (9/29), started at safety and registered six tackles, including a stop for loss. Teamed with Jurrell Casey to stuff Devonta Freeman for a one-yard loss on a fourth-and-one rush in the second quarter.
- Against Tampa Bay (10/27), started at safety and tallied seven tackles and a pass defended. Ended a Tampa Bay drive by breaking up a third-and-seven pass intended for Cameron Brate in the first quarter. Halted a Buccaneers' drive by teaming with Jurrell Casey to stonewall Peyton

Barber for a one-yard loss on a fourth-and-one rush up the middle late in the fourth quarter.

- Against Kansas City (11/10), started at safety and registered nine tackles and a pass defended. Broke up a deep pass intended for Tyreek Hill on the first play from scrimmage. Collected a special teams tackle on coverage units.

- Against Jacksonville (11/24), started at safety and notched six tackles, including a sack. Collected a special teams tackle on coverage units. Dropped Nick Foles for a six-yard sack in the fourth quarter.

- Against Houston (12/15), started at safety and led the team with 13 tackles and two passes defended, including an interception. Halted a potential Texans' scoring drive by intercepting a pass intended for Duke Johnson at the goalline in the first quarter. Broke up a pass intended for Darren Fells in the first quarter.

- At Houston (12/29), started at safety and led the team with nine tackles. Teamed with Harold Landry to stuff Taiwan Jones for no gain on a rush off right end in the third quarter.

- At New England (1/4), started at safety in his first career playoff contest and posted seven tackles, including a stop for loss and a pass defended. Shot through the line and stonewalled Sony Michel for a one-yard loss on a rush up the middle late in the first quarter. Combined with Logan Ryan to stop Michel for a two-yard loss on a rush off left end in the second quarter. Made a leaping deflection of a deep pass intended Mohamed Sanu Sr. in the second quarter.

- At Baltimore (1/11), started at safety and recorded seven tackles and an interception. Ended a potential Ravens' scoring drive by intercepting a Lamar Jackson pass intended for Miles Boykin on third-and-five late in the third quarter.

- At Kansas City (1/19), started at safety and registered five tackles.

2018 (13/13 - Tennessee): Started 13 games at safety in his first season with the Titans and collected 70 tackles, two sacks, an interception, three quarterback pressures, four tackles for loss and five passes defended. Was inactive for three games. Tied for the team lead in sacks twice in 2018 (at JAX, at HOU). Tied for the team lead in passes defended three times in 2018 (at MIA, vs. NYJ, vs. JAX). Tied for the team lead in quarterback pressures once in 2018 (vs. NYJ).

- At Miami (9/9), started at safety in his Titans debut and collected five tackles and an interception. Intercepted a Ryan Tannehill pass intended for Jakeem Grant on third-and-15 in the fourth quarter.

- Against Houston (9/16), started at safety and finished second on the squad with nine tackles.

- At Jacksonville (9/23), started at safety and posted six tackles, including a sack. Dropped Blake Bortles for a two-yard sack early in the final quarter.

- At Dallas (11/5), returned to the lineup as a starter at safety and posted eight tackles, including a stop for loss. Combined with Kamalei Correa to stop Ezekiel Elliott for a two-yard loss on a rush off left end in the first quarter.

- Against New England (11/11), started at safety and notched six tackles, including a stop for loss. Stonewalled James White for a three-yard loss on a short pass on the Patriots first play from scrimmage.

- At Indianapolis (11/18), started at safety and collected seven tackles, including a stop for loss. Stuffed Chester Rogers for a two-yard loss on a short pass in the fourth quarter.

- At Houston (11/26), started at safety and recorded eight tackles, including a sack. Dropped Deshaun Watson for a sack in the first quarter.

- Against Jacksonville (12/6), started at safety and amassed five tackles, including a stop for loss and two passes defended. Teamed with Jurrell Casey to stuff Leonard Fournette for no gain on a rush off right guard in the first stanza. Broke up a pass intended for Donte Moncrief in the third quarter.

- At N.Y. Giants (12/16), started at safety and collected a tackle before leaving the game early in the first quarter with an injury.

- Against Indianapolis (12/30), started at safety and registered nine tackles and a pass defended. Ended a Colts' drive by breaking up a third-and-two pass intended for T.Y. Hilton in the third quarter. Stonewalled Marlon Mack for no gain on a rush up the middle in the final stanza.

2017 (12/12 - New Orleans): Started 12 games at safety and notched 60 tackles (48 solo), three interceptions for 41 yards, two sacks, seven passes defended and a fumble recovery. Was inactive for two games. Placed on injured reserve on Dec. 22.

- At Carolina (9/24), started at strong safety and had six tackles, a 30-yard interception return and two passes defended, including one tipped ball that was picked up by Marcus Williams for an interception.

- Against Detroit (10/15), started at strong safety and had four tackles, an interception, a career-high three passes defended and a fumble recovery in the end zone for his first career defensive touchdown.

- At Green Bay (10/22), started at strong safety and had four tackles (two solo), one fourth quarter interception to seal the victory and one pass defended for a defense that surrendered only 79 net yards passing.

- Against Chicago (10/29), started at strong safety and had a team-high nine tackles, a split sack and one pass defended on a fourth down play in the fourth quarter.

- Against Carolina (12/3), started at strong safety and had three solo tackles and one sack for a three-yard loss.

2016 (11/11 - New Orleans): Started 11 games and posted 80 tackles (56 solo), one sack, two interceptions, six passes defended, two forced fumbles, a fumble recovery and a special teams stop.

- Against Oakland (9/11), recorded seven tackles (six solo), including a stop for loss, a career-high two passes defended and one special teams stop.

- At N.Y. Giants (9/18), recorded 10 tackles (seven solo) and a forced fumble.

- At San Francisco (11/6), had team-high 11 tackles (eight solo), a forced fumble and a fumble recovery.

- Against Denver (11/13), had nine tackles (seven solo), one sack, one interception and two passes defended to tie a career-high.

- Against Los Angeles (11/27), recorded six tackles (four solo), one interception and one pass defended.

2015 (16/16 - New Orleans): Started all 16 games for first time and posted 136 tackles (87 solo), three sacks, five passes defended, two forced fumbles and his first career fumble recovery. Set career-highs in tackles, solo stops, sacks, forced fumbles and recoveries. One of five players on defense to start each game.

- At Indianapolis (10/25), posted seven tackles (six solo), his first sack of the season and a pass defended.

- At Houston (11/29), posted a career-high-tying, game-high and team-high 16 tackles, including a career-high 12 solo stops, one forced fumble and one pass defended.

- Against Carolina (12/6), recorded a team-high 15 tackles (seven solo) and made the first fumble recovery of his career.

- Against Jacksonville (12/27), started and had seven tackles (four solo), a career-high two sacks and picked off a two-point conversion attempt by Blake Bortles.

2014 (15/14 - New Orleans): Played in 15 games with 14 starts and ranked second on the team with 113 tackles (63 solo), one sack, two interceptions, five passes defended and two special teams stops. Was inactive for the season finale at Tampa Bay.

- At Cleveland (9/14), recorded team-high 11 tackles (seven solo).

- At Dallas (9/28), recorded six tackles (five solo) and a sack.

- At Detroit (10/19), registered 10 tackles, a 45-yard interception return and a pass defended.

- Against Green Bay (10/26), posted a career-high and team-best 16 tackles.

- At Pittsburgh (11/30), made six tackles (four solo), a second quarter interception of Ben Roethlisberger and one pass defended.

2013 (14/14 - New Orleans): Started all 14 games he appeared in, finishing with 93 tackles (60 solo), a sack, an interception, six passes defended, a forced fumble and three special teams stops. Suffered a season-ending ankle injury in week 16 that placed him on injured reserve on Dec. 25. Missed the Week 11 contest against San Francisco with an injury.

- Against Atlanta (9/8), started and appeared in his first NFL contest at nickel cornerback and posted seven tackles (five solo) and a pass defended that led to a game-clinching interception by Roman Harper in the season opener.

- Against Arizona (9/22), started at safety and recorded six stops (five solo) and an interception returned for 29 yards while also contributing a special teams tackle.

- At Chicago (10/6), totaled six solo tackles, a pass defended and first-career sack for a loss of eight yards.

- At Atlanta (11/21), earned a then career-high 10 stops (five solo) while adding a pass defended.

- At Seattle (12/2), started and racked up seven tackles (five solo) and a forced fumble while also posting a special teams stop.

COLLEGE:

- Appeared in 51 games with 32 starts at Texas and totaled 264 tackles (162 solo), two sacks, 16 tackles for loss, five interceptions for 19 yards in returns, 21 passes defended, four forced fumbles, a fumble recovery, two blocked punts and 14 special teams tackles (10 solo).
- Earned first-team All-American honors as a senior and All-Big 12 first-team recognition from league coaches in his final two years. Played four different positions including both safety spots.
- As a senior (2012), started all 13 games at free safety as a team captain and totaled a team-leading and career-high 107 tackles (60 solo), including four stops for a loss, two interceptions for 19 yards in returns, five passes defended, two forced fumbles and one fumble recovery.
- As a junior (2011), started all 13 contests at strong safety and totaled 82 tackles (47 solo), two sacks for minus 16 yards, eight stops for a loss, eight passes defended and two interceptions. Helped Longhorns lead Big 12 and rank sixth in nation in rushing defense (92.2 ypg.) and 11th in total defense (306.1 ypg.).
- As a sophomore (2010), appeared in all 12 games on defense and special teams and finished fifth on the team with 56 tackles (42 solo), also adding four stops for minus 22 yards, eight passes defended, one interception and a forced fumble, also contributing five tackles (four solo) and a blocked punt on special teams. Helped Longhorns rank sixth in nation in total defense (300.2 ypg.) and pass defense (161.6 ypg.).
- As a freshman (2009), appeared in all 13 games on defense and special teams and recorded 19 tackles (13 solo), one forced fumble, nine special teams stops and one blocked punt.
- Majored in physical culture and sports studies at Texas.

PERSONAL:

- Attended Brownwood (Texas) High School before transferring to Early (Texas) High School for his senior campaign.

- Played six different positions while totaling 235 tackles and five interceptions in three years, also seeing action on offense at wide receiver and running back.
- Earned both All-State and All-District first-team honors at defensive back.
- Also played basketball for three years.
- His younger brother, Kevin, also played football at Texas.
- Vaccaro received the Jim Finks Good Guy Award in 2014 for his cooperation with the New Orleans media.
- Follow Vaccaro on Twitter at @KennyVaccaro4.
- Follow Vaccaro on Instagram at @kennyvaccaro.
- Born Kenneth Dwayne Vaccaro on Feb. 15, 1991 in Brownwood, Texas.

KENNY VACCARO'S NFL STATISTICS

REGULAR SEASON				TACKLES							INTERCEPTIONS					FUMBLES			
Year	Team	GP	GS	Tot	Solo	Asst	Sk	Yds	QBP	TFL	No	Yds	Lg	TD	PD	FF	FR	Yds	SpT
2013	New Orleans	14	14	93	60	33	1.0	8.0	NA	NA	1	29	29	0	6	1	0	0	3
2014	New Orleans	15	14	113	63	50	1.0	7.0	NA	NA	2	45	45	0	5	0	0	0	2
2015	New Orleans	16	16	136	87	49	3.0	36.0	NA	NA	0	0	0	0	5	2	1	0	0
2016	New Orleans	11	11	80	56	24	1.0	1.0	NA	NA	2	30	30	0	6	2	1	0	1
2017	New Orleans	12	12	60	48	12	1.5	7.5	NA	NA	3	41	30	0	7	0	1	0	0
2018	Tennessee	13	13	70	45	25	2.0	2.0	3	4	1	0	0	0	5	0	0	0	0
2019	Tennessee	16	16	104	62	42	1.0	6.0	1	1	1	2	2	0	5	0	0	0	7
2020	Tennessee	13	13	83	62	21	1.0	4.0	4	6	0	0	0	0	5	0	1	53	0
NFL Totals		110	109	739	483	256	11.5	71.5	8	11	10	147	45	0	44	5	4	61	13

PLAYOFFS				TACKLES							INTERCEPTIONS					FUMBLES			
Year	Team	GP	GS	Tot	Solo	Asst	Sk	Yds	QBP	TFL	No	Yds	Lg	TD	PD	FF	FR	Yds	SpT
2013	New Orleans	0	0	0	0	0	0.0	0.0	NA	NA	0	0	0	0	0	0	0	0	0
2017	New Orleans	0	0	0	0	0	0.0	0.0	NA	NA	0	0	0	0	0	0	0	0	0
2019	Tennessee	3	3	19	11	8	0.0	0.0	0	1	1	3	3	0	2	0	0	0	0
Playoff Totals		3	3	19	11	8	0.0	0.0	0	1	1	3	3	0	2	0	0	0	0

Single-Game Highs

Tackles - 16 (Twice, last at Houston 11/29/15)
 Interceptions - 1 (10 times, last vs. Houston 12/15/19)
 Interception Long - 45 at Detroit (10/19/14)
 Sacks - 2 vs. Jacksonville (12/27/15)
 Passes Defensed - 3 vs. Detroit (10/15/17)
 Forced Fumble - 1 (Five times, last at San Francisco 11/6/16)
 Fumble Recovery - **1 (Four times, last vs. Cleveland 12/6/20)**
 Special Teams Tackles - 2 (Twice, last at Cleveland (9/8/19)

Playoff Single-Game Highs

Tackles - 7 (Twice, last at Baltimore 1/11/20)
 Interceptions - 1 at Baltimore (1/11/20)
 Passes Defensed - 1 (Twice, last at Baltimore 1/11/20)
 Tackles For Loss - 1 at New England (1/4/20)

Additional Statistics

Touchdowns - 1, fumble recovery in the end zone vs. Detroit (10/15/17)



15 NICK WESTBROOK-IKHINE

WIDE RECEIVER • 6'2" • 211 LBS • COLLEGE: INDIANA

ACQUIRED: FREE AGENT - 2020 • NFL EXPERIENCE (NFL/TITANS): ROOKIE

HOMETOWN: LAKE MARY, FLA.

GAMES PLAYED/GAMES STARTED: 14/1 (PLAYOFFS: 0/0)



PRO: The Titans signed Nick Westbrook-Ikhine as a rookie free agent following the 2020 NFL Draft. The 6-foot-2-inch, 211-pounder appeared in 52 games with 36 starts and totaled 144 receptions for 2,226 yards with 16 touchdowns over four seasons at Indiana. The Lake Mary, Fla., native ranked sixth in school history in catches, seventh in yardage and touchdowns, and tied for seventh in 100-yard receiving games (six), and became the seventh Hoosier to reach 125 receptions and 2,000 yards.

CAREER TRANSACTIONS:

- The Lake Mary, Fla., native was signed by the Titans as a rookie free agent on May 7, 2020.
- Waived by the Titans on Sept. 5, 2020 and signed to the practice squad a day later.
- Activated from the practice squad to the active roster standard elevation on Sept. 14, 2020.
- Signed by the Titans from the practice squad to the active roster on Sept. 16, 2020.

SEASON RECAPS:

2020 (14/1): Has tied for the team lead in special teams tackles once in 2020 (at HOU). Made his NFL debut against Jacksonville (9/20/20). Made his first career start against Houston (10/18/20).

- At Denver (9/14), was inactive.
- Against Jacksonville (9/20), played as a reserve on special teams and at wide receiver in his first NFL contest.
- At Minnesota (9/27), saw action as a reserve at wide receiver and on special teams.
- Against Buffalo (10/13), played significant snaps as a reserve at wide receiver and notched his first career NFL reception for seven yards.
- Against Houston (10/18), made his first career start at wide receiver and hauled in a two-point conversion in the fourth quarter. Increased the Titans' lead to 29-23 with a two-point conversion grab in the back of the endzone in the fourth quarter.
- Against Pittsburgh (10/25), played as a reserve on special teams.
- At Cincinnati (11/1), saw action as a reserve on special teams and limited snaps at wide receiver.
- Against Chicago (11/8), played as a reserve on special teams and at wide receiver.
- Against Indianapolis (11/12), saw action as a reserve at wide receiver and on special teams.
- At Baltimore (11/22), played as a reserve on special teams and caught one pass from Logan Woodside for seven yards on a fake punt in the second quarter.
- At Indianapolis (11/29), saw action as a reserve on special teams.
- Against Cleveland (12/6), was inactive.
- At Jacksonville (12/13), saw action as a reserve at wide receiver and on special teams.
- Against Detroit (12/20), played as a reserve on special teams. Notched a tackle on defense and a special teams stop on coverage units. Raced down the field as a gunner and stonewalled Jamal Agnew for a one-yard loss on a punt return in the third quarter. Sniffed out a fake punt and stuffed C.J. Moore one yard short of the first down in the fourth quarter.
- At Green Bay (12/27), saw action as a reserve at wide receiver and on special teams. Hauled in one pass for 19 yards.
- At Houston (1/3), played as a reserve at wide receiver and on special teams in the Titans' division-clinching victory. Notched a special teams tackle on coverage units.

COLLEGE:

- Appeared 52 games with 36 starts and totaled 144 receptions for 2,226 yards with 16 touchdowns over four seasons at Indiana. Ranked sixth in school history in catches, seventh in yardage and touchdowns, and tied for seventh in 100-yard receiving games (six). Became the seventh Hoosier to reach 125 receptions and 2,000 yards.
- As a senior (2019), appeared in all 13 games and made 12 starts. Caught 42 passes for 572 yards and a team-high five touchdowns. Named as a William V. Campbell Trophy semifinalist.
- Against Ball State (8/31), made three receptions for 103 yards including a 75-yard touchdown.
- As a redshirt junior (2018), started all 12 games and made 42 catches for a team-leading 590 yards and four touchdowns. Named to the Biletnikoff Award Watch List.
- At Ohio State (10/6), caught five passes for 109 yards and one touchdown.
- As a junior (2017), received a medical redshirt after suffering a season-ending injury in the season opener.
- As a sophomore (2016), saw action in all 13 games and made 12 starts. Made 54 receptions for 995 yards and six touchdowns, all of which were career-high marks. His 995 yards led the team and ranked seventh on Indiana's single-season list.
- At Northwestern (10/22), made 10 catches for 126 yards and added a three-yard rushing touchdown.
- As a freshman (2015), appeared in all 13 games and made six receptions for 69 yards and one touchdown.
- Graduated in December 2019 with a business marketing degree from Indiana.

PERSONAL:

- Attended Lake Mary (Fla.) High School where he was named first team all-state, all-district and All-Central Florida as a senior after he recorded 84 receptions for 1,853 yards and 21 touchdowns.
- Caught 52 passes for 826 yards and 13 scores as a junior.
- Also lettered in track and field and lacrosse.
- Son of Amy and Jeff Nickel.
- Follow Westbrook-Ikhine on Twitter @nick_west15 and on Instagram @nickwestbrook15.
- Born Nicholas Westbrook-Ikhine on March 21, 1997 in Lake Mary, Fla.

NICK WESTBROOK-IKHINE'S GAME-BY-GAME

2020 Tennessee Titans				RECEIVING															
Date	Opp.	W/L	P/S	No	Yds	Avg	Lg	TD											
Sept 14	@ Den	W	IA						Nov 22	@ Bal	W	p	1	7	7.0	7	0		
Sept 20	Jax	W	p	0	0	-	0	0	Nov 29	@ Ind	W	p	0	0	-	0	0		
Sept 27	@ Min	W	p	0	0	-	0	0	Dec 6	Cle	L	IA							
Oct 13	Buf	W	p	1	7	7.0	7	0	Dec 13	@ Jax	W	p	0	0	-	0	0		
Oct 18	Hou	W	S	0	0	-	0	0	Dec 20	Det	W	p	0	0	-	0	0		
Oct 25	Pit	L	p	0	0	-	0	0	Dec 27	@ GB	L	p	1	19	19.0	19	0		
Nov 1	@ Cin	L	p	0	0	-	0	0	Jan 3	@ Hou	W	p	0	0	-	0	0		
Nov 8	Chi	W	p	0	0	-	0	0	Totals				11-5	14/1	3	33	11.0	19	0
Nov 12	Ind	L	p	0	0	-	0	0											

NICK WESTBROOK-IKHINE'S NFL STATISTICS

REGULAR SEASON		RECEIVING								RUSHING				
Year	Team	GP	GS	No	Yds	Avg	Lg	TD	Att	Yds	Avg	Lg	TD	
2020	Tennessee	14	1	3	33	11.0	19	0	0	0	-	0	0	
NFL Totals		14	1	3	33	11.0	19	0	0	0	-	0	0	

Single-Game Highs

Receptions - **1 (Three times, last at Green Bay 12/27/20)**
 Receiving Yards - **19 at Green Bay (12/27/20)**
 Long Reception - **19 at Green Bay (12/27/20)**

Additional Career Statistics

Tackles - **1 (2020)**
 Special Teams Tackles - **2 (2020)**
 Misc. Tackles - **1 (2020)**
 Two-Point Conversions - **1 reception (2020)**



5 LOGAN WOODSIDE

QUARTERBACK • 6'1" • 213 LBS • COLLEGE: TOLEDO
ACQUIRED: FREE AGENT - 2018 • NFL EXPERIENCE (NFL/TITANS): 1/1
HOMETOWN: FRANKFORT, KY.
GAMES PLAYED/GAMES STARTED: 6/0 (PLAYOFFS: 0/0)

PRO: Quarterback Logan Woodside spent the first three weeks of the 2018 season with the Titans on the practice squad, and he re-signed with the club during the 2019 offseason following a stint with the Alliance of American Football League's San Antonio Commanders. The 6-foot-1 inch, 213-pounder was originally drafted by the Cincinnati Bengals in the seventh round (249th overall) of the 2018 NFL Draft. A native of Frankfort, Ky., he established program records at Toledo in passing yards (10,514), touchdowns (93), passing efficiency (162.87) and 300-yard games (17) during a four-year career. His 93 touchdown passes ranks fifth all-time in MAC history.

CAREER HIGHLIGHTS:

- Holds Toledo's records for passing yards (10,514), touchdowns (93), passing efficiency (162.87) and 300-yard games (17). Tied for fourth in completion percentage (65.1%).
- As a senior (2017), Woodside was named MAC Offensive Player of the Year and first-team All-MAC. He led the MAC in completion percentage (64.2), passing efficiency (162.2), touchdown passes (28), yards per completion (14.7) and yards per attempts (9.45).

TITANS TIDBITS:

- In his free time, he enjoys playing golf and fishing in his home state of Kentucky.
- His hometown of Frankfort, Ky., is a three-hour drive from Nashville.
- During the 2019 offseason, Woodside played for the Alliance of American Football League's San Antonio Commanders. In seven AAF games, he completed 116 of 201 passes for 1,385 yards and seven touchdowns.

CAREER TRANSACTIONS:

- The Frankfort, Ky., native was originally selected by the Cincinnati Bengals in the seventh round (249th overall) of the 2018 NFL Draft.
- Waived by the Bengals on Sept. 1, 2018.
- Signed by the Titans to the practice squad on Sept. 3, 2018.
- Released by the Titans from the practice squad on Sept. 25, 2018.
- Re-signed by the Titans on April 8, 2019.
- Waived by the Titans on Aug. 31, 2019, and signed to the team's practice squad a day later.
- Placed on practice squad injured on Sept. 12, 2019.
- Signed by the Titans to a future's contract on Jan. 20, 2020.

SEASON RECAPS:

- 2020 (6/0):** Appeared in his first career NFL contest against Indianapolis (11/12/20).
- At Denver (9/14), did not play as the backup quarterback.
 - Against Jacksonville (9/20), did not play as the backup quarterback.
 - At Minnesota (9/27), did not play as the backup quarterback.
 - Against Buffalo (10/13), did not play as the backup quarterback.
 - Against Houston (10/18), did not see action as the backup quarterback.
 - Against Pittsburgh (10/25), did not play as the backup quarterback.
 - At Cincinnati (11/1), did not play as the backup quarterback.
 - Against Chicago (11/8), did not play as the backup quarterback.
 - Against Indianapolis (11/12), made his NFL debut as a reserve late in the fourth quarter but did not attempt a pass.
 - At Baltimore (11/22), completed his first career pass on a fake punt with a seven-yard connection to Nick Westbrook-Ikhine in the second quarter.
 - At Indianapolis (11/29), entered the game as a reserve for the final series and kneeled three times for minus five yards.

- Against Cleveland (12/6), did not play as the backup quarterback.
- At Jacksonville (12/13), entered the game at quarterback for the final drive and rushed once for 18 yards on a third-and-one bootleg.
- Against Detroit (12/20), played as a reserve for the final series and kneeled three times for minus three yards.
- At Green Bay (12/27), entered the game for the final drive of the game and attempted two passes.
- At Houston (1/3), did not play as the backup quarterback.

2019 (0/0, 0/0): Began the season on the practice squad and was placed on the practice squad injured list in Week 1.

COLLEGE:

- Appeared in 43 games over four seasons at Toledo and set program records for passing yards (10,514), touchdowns (93), passing efficiency (162.87) and 300-yard games (17). Woodside ranks fifth all-time in MAC history with 93 touchdown passes. Completed 759 of 1,166 passes for 10,514 yards and 93 touchdowns, averaging 244.5 yards per game, and also carried the ball 146 times for 88 yards and four touchdowns. Went 29-9 as a starter over four seasons.
- As a senior (2017), appeared in 14 contests and completed 264 of 411 passes for 3,882 yards with 28 touchdowns and eight interceptions. Led the MAC in completion percentage (64.2), passing efficiency (162.2), touchdowns (28), passing yards (3,882), yards per completion (14.7), and yards per attempt (9.45). Named MAC Offensive Player of the Year, earned Vern Smith Leadership Award (MAC MVP), first-team All-MAC, and named MAC West Offensive Player of the Week three times. Also named official contender for the Heisman Trophy by the Heisman Trophy Trust. Had six 300-yard passing games as a senior, including one 400-yard game against Tulsa (9/16).
- As a junior (2016), saw action in 13 games and was a first-team All-MAC selection. Completed 289 of 418 passes for 4,129 yards with 45 touchdowns and nine interceptions. His 45 touchdowns led the nation and broke the previous Toledo record of 29. Led the MAC and ranked sixth in the nation in passing yards per game (317.6), second in the MAC and fourth in the nation in completion percentage (69.1%) and threw at least three touchdown passes in 12 of 13 games. Named a Heisman Trophy contender by the Heisman Trophy Trust.
- Redshirted in 2015 and retained junior eligibility.
- As a sophomore (2014), appeared in 12 contests and completed 185 of 296 passes for 2,263 yards with 19 touchdowns and eight interceptions. Ranked fourth in the MAC in passing efficiency (142.5) and completion percentage (62.5%).
- As a freshman (2013), played in four games with one start as a true freshman. Completed 21 of 41 attempts for 240 yards and one touchdown.
- Graduated from Toledo in 2016 with a degree in marketing.

PERSONAL:

- Attended Franklin County (Ky.) High School and earned first-team all-state honors from MaxPreps as a senior.
- As a senior, completed 138 of 212 passes for 2,951 yards and a school record 41 touchdowns. Led his school to a 12-1 record and advanced to the third round of state playoffs. Rushed for 428 yards and nine touchdowns, and added 65.5 tackles, five interceptions and 13 passes defended on defense.
- As a junior, threw for 2,560 yards and 29 touchdowns. Rushed for 417 yards and seven touchdowns.

- Son of Jason Woodside and Emily Cleveland.
- Has one step-brother, Tyler Cleveland.
- Born Logan Miles Woodside on Jan. 27, 1995 in Frankfort, Ky.

LOGAN WOODSIDE'S GAME-BY-GAME CONT.

2020 Tennessee Titans				PASSING											RUSHING					COMBINED RUSH + PASS	
Date	Opp	W/L	P/S	Att	Cmp	Pct	Yds	Yds/Att	TD	Int	Lg	Sk	Lst	Rating	Att	Yds	Avg	Lg	TD	Yards	Touchdowns
Sept 14	@ Den	W	DNP																		
Sept 20	Jax	W	DNP																		
Sept 27	@ Min	W	DNP																		
Oct 13	Buf	W	DNP																		
Oct 18	Hou	W	DNP																		
Oct 25	Pit	L	DNP																		
Nov 1	@ Cin	L	DNP																		
Nov 8	Chi	W	DNP																		
Nov 12	Ind	L	p	0	0	-	0	-	0	0	0	0	0	-	0	0	-	0	0	0	0
Nov 22	@ Bal	W	p	1	1	100.0	7	7.0	0	0	7	0	0	95.8	0	0	-	0	0	7	7
Nov 29	@ Ind	W	p	0	0	-	0	-	0	0	0	0	0	-	3	-5	-1.7	-1	0	-5	-5
Dec 6	Cle	L	DNP																		
Dec 13	@ Jax	W	p	0	0	-	0	-	0	0	0	0	0	-	1	18	18.0	18	0	18	18
Dec 20	Det	W	p	0	0	-	0	-	0	0	0	0	0	-	3	-3	-1.0	-1	0	-3	-3
Dec 27	@ GB	L	p	2	0	0.0	0	0.0	0	0	0	0	0	39.6	0	0	-	0	0	0	0
Jan 3	@ Hou	W	DNP																		
Totals		11-5	6/0	3	1	33.3	7	2.3	0	0	7	0	0	42.4	7	10	1.4	18	0	17	17

LOGAN WOODSIDE'S NFL STATISTICS

REGULAR SEASON			PASSING											RUSHING				
Year	Team	GP/GS	Att	Cmp	Pct	Yds	Yd/Att	TD	INT	Lg	Sk	Yds	Rat	Att	Yds	Avg	Lg	TD
2020	TEN	6/0	3	1	33.3	7	2.3	0	0	7	0	0	42.4	7	10	1.4	18	0
NFL Totals		6/0	3	1	33.3	7	2.3	0	0	7	0	0	42.4	7	10	1.4	18	0

Single-Game Highs

Attempts - **2 at Green Bay (12/27/20)**

Completions - **1 at Baltimore (11/22/20)**

Passing Yards - **7 at Baltimore (11/22/20)**

Touchdown Passes -

Long Completion - **7 at Baltimore (11/22/20)**

Completion Percentage -

Passer Rating -

Rushes - **3 (Twice, last vs. Detroit 12/20/20)**

Rushing Yards - **18 at Jacksonville (12/13/20)**

Long Rush - **18 at Jacksonville (12/13/20)**



TENNESSEE
TITANS

NFL STATISTICS

WEEK 17 / THROUGH SUNDAY, JANUARY 3, 2021

AFC / LEADING PASSERS

Player, Team	Pct			Avg			Pct			Pct Rating	
	Att	Comp	Comp	Yds	Gain	TD	TD	Long	Int	Int	Points
Watson, Hou.	544	382	70.2	4823	8.87	33	6.1	77t	7	1.3	112.4
Mahomes, K.C.	588	390	66.3	4740	8.06	38	6.5	75t	6	1.0	108.2
Allen, Buf.	572	396	69.2	4544	7.94	37	6.5	55	10	1.7	107.2
Tannehill, Ten.	481	315	65.5	3819	7.94	33	6.9	75t	7	1.5	106.5
Carr, L.V.	517	348	67.3	4103	7.94	27	5.2	85t	9	1.7	101.4
Jackson, Bal.	376	242	64.4	2757	7.33	26	6.9	47	9	2.4	99.3
*Herbert, LA-C	595	396	66.6	4336	7.29	31	5.2	72t	10	1.7	98.3
Rivers, Ind.	543	369	68.0	4169	7.68	24	4.4	55	11	2.0	97.0
Mayfield, Cle.	486	305	62.8	3563	7.33	26	5.3	75t	8	1.6	95.9
Minshew, Jac.	327	216	66.1	2259	6.91	16	4.9	51	5	1.5	95.9
Fitzpatrick, Mia.	267	183	68.5	2091	7.83	13	4.9	70	8	3.0	95.6
Roethlisberger, Pit.	608	399	65.6	3803	6.25	33	5.4	84t	10	1.6	94.1
*Burrow, Cin.	404	264	65.3	2688	6.65	13	3.2	67	5	1.2	89.8
*Tagovailoa, Mia.	290	186	64.1	1814	6.26	11	3.8	35	5	1.7	87.1
Newton, N.E.	368	242	65.8	2657	7.22	8	2.2	50	10	2.7	82.9
Lock, Den.	443	254	57.3	2933	6.62	16	3.6	92t	15	3.4	75.4
Darnold, NY-J	364	217	59.6	2208	6.07	9	2.5	69t	11	3.0	72.7

AFC / LEADING PASSERS, RANKS

Player, Team	Pct			Avg			Pct			Pct Rating	
	Att	Comp	Comp	Yds	Gain	TD	TD	Long	Int	Int	Points
Watson, Hou.	5	5	1	1	1	3t	5		5t	3	1
Mahomes, K.C.	3	4	7	2	2	1	4		4	1	2
Allen, Buf.	4	2t	2	3	3	2	3		11t	11	3
Tannehill, Ten.	9	8	11	7	4	3t	2		5t	4	4
Carr, L.V.	7	7	5	6	5	7	8		9t	10	5
Jackson, Bal.	12	12t	13	11	8	8t	1		9t	13	6
*Herbert, LA-C	2	2t	6	4	10	6	9		11t	8	7
Rivers, Ind.	6	6	4	5	7	10	12		15t	12	8
Mayfield, Cle.	8	9	15	9	9	8t	7		7t	7	9
Minshew, Jac.	15	15	8	14	12	11t	10		1t	5	10
Fitzpatrick, Mia.	17	17	3	16	6	13t	11		7t	15	11
Roethlisberger, Pit.	1	1	10	8	16	3t	6		11t	6	12
*Burrow, Cin.	11	10	12	12	13	13t	15		1t	2	13
*Tagovailoa, Mia.	16	16	14	17	15	15	13		1t	9	14
Newton, N.E.	13	12t	9	13	11	17	17		11t	14	15
Lock, Den.	10	11	17	10	14	11t	14		17	17	16
Darnold, NY-J	14	14	16	15	17	16	16		15t	16	17

AFC / FOURTH-QUARTER PASSING LEADERS

Rank	Player, Team	Att	Comp	Comp%	Yards	YPA	TD	TD%	Int	Int%	Rating
1)	Watson, Hou.	149	106	71.1	1415	9.50	13	8.7	2	1.3	124.4
2)	Jackson, Bal.	66	45	68.2	532	8.06	5	7.6	0	0.0	117.7
3)	Mahomes, K.C.	124	85	68.5	1017	8.20	11	8.9	2	1.6	116.2
4)	Allen, Buf.	114	80	70.2	1081	9.48	8	7.0	3	2.6	112.5
5)	*Tagovailoa, Mia.	65	50	76.9	478	7.35	4	6.2	1	1.5	110.9
6)	Roethlisberger, Pit.	147	109	74.1	959	6.52	12	8.2	3	2.0	109.8
7)	Tannehill, Ten.	136	90	66.2	892	6.56	10	7.4	2	1.5	102.9
8)	*Burrow, Cin.	106	74	69.8	738	6.96	6	5.7	2	1.9	100.3
9)	Newton, N.E.	97	65	67.0	748	7.71	3	3.1	1	1.0	96.1
10)	Mayfield, Cle.	90	51	56.7	639	7.10	6	6.7	2	2.2	91.9
11)	Carr, L.V.	125	82	65.6	870	6.96	7	5.6	4	3.2	91.1
12)	Minshew, Jac.	125	75	60.0	789	6.31	7	5.6	2	1.6	90.4
13)	Rivers, Ind.	143	93	65.0	947	6.62	4	2.8	4	2.8	81.5
14)	Glennon, Jac.	50	28	56.0	309	6.18	1	2.0	0	0.0	81.2
15)	*Herbert, LA-C	151	99	65.6	962	6.37	4	2.6	4	2.6	81.1
16)	Fitzpatrick, Mia.	78	51	65.4	578	7.41	3	3.8	4	5.1	78.9
17)	Lock, Den.	134	75	56.0	1007	7.51	8	6.0	8	6.0	75.1
18)	Flacco, NY-J	48	22	45.8	230	4.79	1	2.1	1	2.1	58.5
19)	Darnold, NY-J	90	49	54.4	378	4.20	1	1.1	3	3.3	54.8

AFC / THIRD-DOWN PASSING LEADERS

Rank	Player, Team	Att	Comp	Comp%	Yards	YPA	TD	TD%	Int	Int%	Rating
1)	Mahomes, K.C.	128	80	62.5	1139	8.90	11	8.6	1	0.8	116.6
2)	Carr, L.V.	136	87	64.0	1251	9.20	9	6.6	3	2.2	106.6
3)	Allen, Buf.	112	75	67.0	829	7.40	7	6.3	2	1.8	102.1
4)	*Herbert, LA-C	156	98	62.8	1164	7.46	14	9.0	6	3.8	99.4
5)	Jackson, Bal.	94	57	60.6	676	7.19	8	8.5	4	4.3	93.2
6)	Rivers, Ind.	135	86	63.7	1029	7.62	7	5.2	5	3.7	88.8
7)	Watson, Hou.	128	75	58.6	1063	8.30	5	3.9	3	2.3	88.8
8)	Tannehill, Ten.	128	74	57.8	743	5.80	7	5.5	2	1.6	86.2
9)	Roethlisberger, Pit.	166	104	62.7	1048	6.31	7	4.2	4	2.4	84.6
10)	Mayfield, Cle.	125	69	55.2	751	6.01	6	4.8	4	3.2	75.8
11)	*Burrow, Cin.	91	55	60.4	639	7.02	2	2.2	3	3.3	75.3
12)	Newton, N.E.	85	55	64.7	520	6.12	2	2.4	3	3.5	74.6
13)	Lock, Den.	122	69	56.6	866	7.10	3	2.5	5	4.1	69.9
14)	Darnold, NY-J	112	59	52.7	663	5.92	6	5.4	5	4.5	69.9

WEEK 17 / THROUGH SUNDAY, JANUARY 3, 2021**AFC / LEADING RUSHERS**

Rank	Player, Team	Att	Yards	Avg	Long	TD
1)	Henry, Ten.	378	2027	5.4	94t	17
2)	*Taylor, Ind.	232	1169	5.0	62t	11
3)	*J. Robinson, Jac.	240	1070	4.5	47	7
4)	Chubb, Cle.	190	1067	5.6	59	12
5)	Jacobs, L.V.	273	1065	3.9	28t	12
6)	Jackson, Bal. (QB)	159	1005	6.3	50t	7
7)	Gordon, Den.	215	986	4.6	65	9
8)	Hunt, Cle.	198	841	4.2	33	6
9)	*Dobbins, Bal.	134	805	6.0	72t	9
10)	*Edwards-Helaire, K.C.	181	803	4.4	31	4
11)	Edwards, Bal.	144	723	5.0	36	6
12)	Conner, Pit.	169	721	4.3	59	6
13t)	Harris, N.E.	137	691	5.0	41	2
13t)	Da. Johnson, Hou.	147	691	4.7	48	6
15)	Singletary, Buf.	156	687	4.4	51t	2
16)	Gore, NY-J	187	653	3.5	17	2
17)	Newton, N.E. (QB)	137	592	4.3	49	12
18)	Gaskin, Mia.	142	584	4.1	26	3
19)	Ekeler, LA-C	116	530	4.6	27	1
20)	Lindsay, Den.	118	502	4.3	55t	1
21)	*Moss, Buf.	112	481	4.3	31	4
22)	Michel, N.E.	79	449	5.7	48	1
23)	Watson, Hou. (QB)	90	444	4.9	16	3
24)	Mixon, Cin.	119	428	3.6	34t	3
25)	Booker, L.V.	93	423	4.5	43	3
26)	Allen, Buf. (QB)	102	421	4.1	24t	8
27)	Bernard, Cin.	124	416	3.4	15	3
28)	Hines, Ind.	89	380	4.3	31	3
29)	Snell, Pit.	111	368	3.3	30	4
30)	*Kelley, LA-C	111	354	3.2	33	2
31)	Bell, NY-J-K.C.	82	328	4.0	16	2
32)	*Ahmed, Mia.	75	319	4.3	31	3
33t)	Mahomes, K.C. (QB)	62	308	5.0	24	2
33t)	Wilkins, Ind.	84	308	3.7	22	1
35)	Ballage, NY-J-LA-C	91	303	3.3	17	3
36)	Perine, Cin.	63	301	4.8	46t	3
37)	Ingram, Bal.	72	299	4.2	30t	2
38)	Burkhead, N.E.	67	274	4.1	18	3
39)	Jackson, LA-C	59	270	4.6	36	0
40)	Tannehill, Ten. (QB)	43	266	6.2	45t	7

AFC / THIRD-AND-ONE RUSHING LEADERS

Rank	Player, Team	Att	FD	Pct
1t)	Chubb, Cle.	6	6	100.0
1t)	Brissett, Ind.	5	5	100.0
1t)	Lock, Den.	5	5	100.0
1t)	Bra. Allen, Cin.	4	4	100.0
1t)	*Burrow, Cin.	4	4	100.0
1t)	Yeldon, Buf.	4	4	100.0
7)	Edwards, Bal.	16	15	93.8
8)	Newton, N.E.	13	12	92.3
9)	Hunt, Cle.	7	6	85.7
10t)	Bernard, Cin.	5	4	80.0
10t)	*Tagovailoa, Mia.	5	4	80.0
10t)	Tannehill, Ten.	5	4	80.0
10t)	Watson, Hou.	5	4	80.0
14)	Henry, Ten.	14	11	78.6
15)	*Moss, Buf.	9	7	77.8
16)	Conner, Pit.	7	5	71.4
17)	Da. Johnson, Hou.	10	7	70.0
18t)	Snell, Pit.	12	8	66.7
18t)	*J. Robinson, Jac.	9	6	66.7
18t)	Gordon, Den.	6	4	66.7
21)	Ballage, NY-J-LA-C	8	5	62.5
22)	*Kelley, LA-C	10	6	60.0
23)	Allen, Buf.	10	5	50.0
24)	Jacobs, L.V.	11	5	45.5

WEEK 17 / THROUGH SUNDAY, JANUARY 3, 2021**AFC / LEADERS IN RECEPTIONS**

Rank	Player, Team	Rec	Yards	Avg	Long	TD
1)	Diggs, Buf.	127	1535	12.1	55	8
2)	Waller, L.V. (TE)	107	1196	11.2	38t	9
3)	Kelce, K.C. (TE)	105	1416	13.5	45	11
4)	Allen, LA-C	100	992	9.9	28	8
5)	Smith-Schuster, Pit.	97	831	8.6	31t	9
6)	D. Johnson, Pit.	88	923	10.5	47	7
7)	T. Hill, K.C.	87	1276	14.7	75t	15
8)	Beasley, Buf.	82	967	11.8	35	4
9)	Cooks, Hou.	81	1150	14.2	57t	6
10)	Boyd, Cin.	79	841	10.6	72t	4
11)	Landry, Cle.	72	840	11.7	32	3
12)	A. Brown, Ten.	70	1075	15.4	73t	11
13)	*Higgins, Cin.	67	908	13.6	67	6
14)	C. Davis, Ten.	65	984	15.1	75t	5
15t)	Parker, Mia.	63	793	12.6	31	4
15t)	Hines, Ind. (RB)	63	482	7.7	29t	4
17t)	*Claypool, Pit.	62	873	14.1	84t	9
17t)	Fant, Den. (TE)	62	673	10.9	37	3
19)	Henry, LA-C (TE)	60	613	10.2	33	4
20t)	Meyers, N.E.	59	729	12.4	35	0
20t)	Crowder, NY-J	59	699	11.8	69t	6
22t)	M. Brown, Bal.	58	769	13.3	70t	8
22t)	Andrews, Bal. (TE)	58	701	12.1	39	7
22t)	*Shenault, Jac.	58	600	10.3	36	5
25t)	Hilton, Ind.	56	762	13.6	50	5
25t)	Renfrow, L.V.	56	656	11.7	53	2
25t)	Ebron, Pit. (TE)	56	558	10.0	27	5
28)	Cole, Jac.	55	642	11.7	51	5
29)	Ekeler, LA-C (RB)	54	403	7.5	28	2
30t)	Fuller, Hou.	53	879	16.6	77t	8
30t)	Chark, Jac.	53	706	13.3	73t	5
30t)	Gesicki, Mia. (TE)	53	703	13.3	70	6
33)	*Jeudy, Den.	52	856	16.5	92t	3
34)	Patrick, Den.	51	742	14.5	61	6
35t)	White, N.E. (RB)	49	375	7.7	34	1
35t)	*J. Robinson, Jac. (RB)	49	344	7.0	28	3

AFC / RECEIVING YARDAGE LEADERS

Rank	Player, Team	Yards	Rec	Avg	Long	TD
1)	Diggs, Buf.	1535	127	12.1	55	8
2)	Kelce, K.C. (TE)	1416	105	13.5	45	11
3)	T. Hill, K.C.	1276	87	14.7	75t	15
4)	Waller, L.V. (TE)	1196	107	11.2	38t	9
5)	Cooks, Hou.	1150	81	14.2	57t	6
6)	A. Brown, Ten.	1075	70	15.4	73t	11
7)	Allen, LA-C	992	100	9.9	28	8
8)	C. Davis, Ten.	984	65	15.1	75t	5
9)	Beasley, Buf.	967	82	11.8	35	4
10)	D. Johnson, Pit.	923	88	10.5	47	7
11)	*Higgins, Cin.	908	67	13.6	67	6
12)	Agholor, L.V.	896	48	18.7	85t	8
13)	Fuller, Hou.	879	53	16.6	77t	8
14)	*Claypool, Pit.	873	62	14.1	84t	9
15)	*Jeudy, Den.	856	52	16.5	92t	3
16)	Boyd, Cin.	841	79	10.6	72t	4
17)	Landry, Cle.	840	72	11.7	32	3
18)	Smith-Schuster, Pit.	831	97	8.6	31t	9
19)	Parker, Mia.	793	63	12.6	31	4
20)	M. Brown, Bal.	769	58	13.3	70t	8
21)	Hilton, Ind.	762	56	13.6	50	5
22)	Williams, LA-C	756	48	15.8	64t	5
23)	Patrick, Den.	742	51	14.5	61	6
24)	Meyers, N.E.	729	59	12.4	35	0
25)	Chark, Jac.	706	53	13.3	73t	5
26)	Gesicki, Mia. (TE)	703	53	13.3	70	6
27)	Andrews, Bal. (TE)	701	58	12.1	39	7
28)	Crowder, NY-J	699	59	11.8	69t	6
29)	Fant, Den. (TE)	673	62	10.9	37	3
30)	Renfrow, L.V.	656	56	11.7	53	2
31)	Cole, Jac.	642	55	11.7	51	5
32)	Pascal, Ind.	629	44	14.3	42t	5
33)	Henry, LA-C (TE)	613	60	10.2	33	4
34)	Byrd, N.E.	604	47	12.9	42t	1
35)	*Shenault, Jac.	600	58	10.3	36	5

WEEK 17 / THROUGH SUNDAY, JANUARY 3, 2021**AFC / THIRD-DOWN RECEIVING LEADERS**

Rank	Player, Team	Rec	Yards	Avg	Long	TD
1)	Allen, LA-C	33	353	10.7	28	6
2)	Smith-Schuster, Pit.	32	268	8.4	26	4
3t)	Waller, L.V. (TE)	28	354	12.6	29	1
3t)	Diggs, Buf.	28	278	9.9	23	1
5)	Kelce, K.C. (TE)	25	394	15.8	44	2
6t)	*Claypool, Pit.	22	375	17.0	41	2
6t)	D. Johnson, Pit.	22	207	9.4	41	1
8t)	T. Hill, K.C.	19	291	15.3	44t	5
8t)	Crowder, NY-J	19	282	14.8	69t	4
8t)	Boyd, Cin.	19	264	13.9	72t	3
8t)	Firkser, Ten. (TE)	19	157	8.3	20	0
12t)	*Jeudy, Den.	18	342	19.0	92t	2
12t)	A. Brown, Ten.	18	240	13.3	40t	3
12t)	Henry, LA-C (TE)	18	173	9.6	19	2
15t)	Williams, LA-C	17	324	19.1	64t	2
15t)	Renfrow, L.V.	17	253	14.9	53	1
15t)	*Shenault, Jac.	17	184	10.8	36	1
15t)	Beasley, Buf.	17	183	10.8	27	1
15t)	Meyers, N.E.	17	155	9.1	19	0
20t)	Andrews, Bal. (TE)	16	250	15.6	39	3
20t)	Patrick, Den.	16	249	15.6	40	2
20t)	Hilton, Ind.	16	195	12.2	21t	3
20t)	Fant, Den. (TE)	16	165	10.3	37	0
20t)	Ebron, Pit. (TE)	16	164	10.3	22	1
20t)	White, N.E. (RB)	16	113	7.1	21	0
26t)	Landry, Cle.	15	154	10.3	20	0
26t)	Eifert, Jac. (TE)	15	132	8.8	19t	1
28t)	*Higgins, Cin.	14	238	17.0	67	0
28t)	Cooks, Hou.	14	183	13.1	26	0
28t)	*Pittman, Ind.	14	177	12.6	30	0
28t)	Green, Cin.	14	157	11.2	22	1
32t)	Agholor, L.V.	13	239	18.4	45t	2
32t)	C. Davis, Ten.	13	143	11.0	27	1
32t)	Snead, Bal.	13	132	10.2	19t	1

WEEK 17 / THROUGH SUNDAY, JANUARY 3, 2021

AFC / LEADING SCORERS, NONKICKERS

Rank	Player, Team	TD	Rush	Rec	Ret	X2	Pts
1)	Henry, Ten. (RB)	17	17	0	0	1	104
2)	T. Hill, K.C. (WR)	17	2	15	0	0	102
3)	Newton, N.E. (QB)	13	12	1	0	0	78
4t)	A. Brown, Ten. (WR)	12	0	11	1	0	72
4t)	Chubb, Cle. (RB)	12	12	0	0	0	72
4t)	Jacobs, L.V. (RB)	12	12	0	0	0	72
4t)	*Taylor, Ind. (RB)	12	11	1	0	0	72
8)	Kelce, K.C. (TE)	11	0	11	0	1	68
9t)	*Claypool, Pit. (WR)	11	2	9	0	0	66
9t)	Hunt, Cle. (RB)	11	6	5	0	0	66
11)	*J. Robinson, Jac. (RB)	10	7	3	0	1	62
12)	Gordon, Den. (RB)	10	9	1	0	0	60
13)	*Dobbins, Bal. (RB)	9	9	0	0	2	58
14t)	Smith-Schuster, Pit. (WR)	9	0	9	0	1	56
14t)	Waller, L.V. (TE)	9	0	9	0	1	56
16t)	Allen, Buf. (QB)	9	8	1	0	0	54
16t)	J. Smith, Ten. (TE)	9	1	8	0	0	54
18)	Allen, LA-C (WR)	8	0	8	0	1	50
19t)	Agholor, L.V. (WR)	8	0	8	0	0	48
19t)	M. Brown, Bal. (WR)	8	0	8	0	0	48
19t)	Diggs, Buf. (WR)	8	0	8	0	0	48
19t)	Fuller, Hou. (WR)	8	0	8	0	0	48
19t)	Da. Johnson, Hou. (RB)	8	6	2	0	0	48
24)	Tannehill, Ten. (QB)	7	7	0	0	2	46
25)	Hines, Ind. (RB)	7	3	4	0	1	44

AFC / LEADING SCORERS, KICKERS

Rank	Player, Team	PAT	FG	Pct	Long	Pts
1t)	Carlson, L.V.	45/47	33/35	.943	54	144
1t)	Sanders, Mia.	36/36	36/39	.923	56	144
3)	*Bass, Buf.	57/59	28/34	.824	58	141
4)	*Blankenship, Ind.	43/45	32/37	.865	53	139
5)	Tucker, Bal.	52/53	26/29	.897	55	130
6)	Butker, K.C.	48/54	25/27	.926	58	123
7)	Fairbairn, Hou.	37/40	27/31	.871	54	118
8t)	Badgley, LA-C	36/39	24/33	.727	53	108
8t)	Folk, N.E.	30/33	26/28	.929	51	108
8t)	McManus, Den.	24/27	28/34	.824	58	108
11t)	Gostkowski, Ten.	46/48	18/26	.692	55	100
11t)	Parkey, Cle.	43/47	19/22	.864	46	100
13)	Boswell, Pit.	34/38	19/20	.950	59	91
14)	Bullock, Cin.	24/25	21/26	.808	55	87
15)	*Sloman, LA-R-Ten.	23/26	10/13	.769	47	53
16)	Ficken, NY-J	12/15	13/15	.867	54	51
17)	Rosas, Jac.	9/ 9	8/11	.727	54	33
18)	Castillo, NY-J	6/ 7	8/13	.615	55	30
19)	Seibert, Cle.-Cin.	8/ 9	6/ 9	.667	48	26
20)	Lambo, Jac.	8/10	5/ 5	1.000	59	23
21)	Wright, Pit.	7/ 7	4/ 4	1.000	46	19
22)	McLaughlin, ALL totals	5/ 6	4/ 5	.800	52	17
23)	Brown, Jac.	1/ 1	1/ 2	.500	31	4
24)	Hauschka, Jac.	2/ 2	0/ 2	.000	--	2
25)	Russolino, Den.	1/ 3	0/ 1	.000	--	1
26)	Gillan, Cle.	0/ 0	0/ 1	.000	--	0

AFC / TOUCHBACKS ON KICKOFFS

Rank	Player, Team	TB
1)	Butker, K.C.	72
2)	*Bass, Buf.	71
3)	Tucker, Bal.	65
4)	Sanders, Mia.	64
5)	Carlson, L.V.	61
6)	McManus, Den.	54
7)	Fairbairn, Hou.	52
8)	Gostkowski, Ten.	51
9)	Long, LA-C	49
10)	Parkey, Cle.	45
11)	Boswell, Pit.	44
12)	Bullock, Cin.	43
13)	Bailey, N.E.	42
14)	Sanchez, Ind.	33
15)	Cooke, Jac.	25
16)	*Sloman, LA-R-Ten.	24
17)	Ficken, NY-J	18
18)	*Mann, NY-J	16
19)	Rosas, Jac.	15
20t)	*Blankenship, Ind.	13
20t)	Seibert, Cle.-Cin.	13
22)	Lambo, Jac.	2
23)	Wright, Pit.	1

WEEK 17 / THROUGH SUNDAY, JANUARY 3, 2021

AFC / MOST YARDS FROM SCRIMMAGE

Rank	Player, Team	Total			Rushing			Receiving		
		Yards	Att+Rec	Avg	Yards	Att	Avg	Yards	Rec	Avg
1)	Henry, Ten. (RB)	2141	397	5.4	2027	378	5.4	114	19	6.0
2)	Diggs, Buf. (WR)	1536	128	12.0	1	1	1.0	1535	127	12.1
3)	*Taylor, Ind. (RB)	1468	268	5.5	1169	232	5.0	299	36	8.3
4)	Kelce, K.C. (TE)	1416	105	13.5	0	0	---	1416	105	13.5
5)	*J. Robinson, Jac. (RB)	1414	289	4.9	1070	240	4.5	344	49	7.0
6)	T. Hill, K.C. (WR)	1399	100	14.0	123	13	9.5	1276	87	14.7
7)	Jacobs, L.V. (RB)	1303	306	4.3	1065	273	3.9	238	33	7.2
8)	Chubb, Cle. (RB)	1217	206	5.9	1067	190	5.6	150	16	9.4
9)	Waller, L.V. (TE)	1196	107	11.2	0	0	---	1196	107	11.2
10)	Cooks, Hou. (WR)	1150	81	14.2	0	0	---	1150	81	14.2
11)	Hunt, Cle. (RB)	1145	236	4.9	841	198	4.2	304	38	8.0
12)	Gordon, Den. (RB)	1144	247	4.6	986	215	4.6	158	32	4.9
13)	*Edwards-Helaire, K.C. (RB)	1100	217	5.1	803	181	4.4	297	36	8.3
14)	A. Brown, Ten. (WR)	1075	70	15.4	0	0	---	1075	70	15.4
15t)	Jackson, Bal. (QB)	1005	159	6.3	1005	159	6.3	0	0	---
15t)	Da. Johnson, Hou. (RB)	1005	180	5.6	691	147	4.7	314	33	9.5
17)	Allen, LA-C (WR)	991	101	9.8	-1	1	-1.0	992	100	9.9
18)	C. Davis, Ten. (WR)	984	65	15.1	0	0	---	984	65	15.1
19)	Gaskin, Mia. (RB)	972	183	5.3	584	142	4.1	388	41	9.5
20)	Beasley, Buf. (WR)	967	82	11.8	0	0	---	967	82	11.8
21)	Singletary, Buf. (RB)	956	194	4.9	687	156	4.4	269	38	7.1
22)	D. Johnson, Pit. (WR)	938	91	10.3	15	3	5.0	923	88	10.5
23t)	Conner, Pit. (RB)	936	204	4.6	721	169	4.3	215	35	6.1
23t)	*Higgins, Cin. (WR)	936	72	13.0	28	5	5.6	908	67	13.6
25)	Ekeler, LA-C (RB)	933	170	5.5	530	116	4.6	403	54	7.5
26)	*Dobbins, Bal. (RB)	925	152	6.1	805	134	6.0	120	18	6.7
27)	Agholor, L.V. (WR)	896	48	18.7	0	0	---	896	48	18.7
28)	Boyd, Cin. (WR)	890	84	10.6	49	5	9.8	841	79	10.6
29)	*Claypool, Pit. (WR)	889	72	12.3	16	10	1.6	873	62	14.1
30)	Fuller, Hou. (WR)	879	54	16.3	0	1	0.0	879	53	16.6

AFC / LEADERS IN FIRST DOWNS

Rank	Player, Team	Rush	Rec	Tot
1)	Henry, Ten. (RB)	98	4	102
2)	*Taylor, Ind. (RB)	69	12	81
3)	Kelce, K.C. (TE)	0	79	79
4)	Diggs, Buf. (WR)	0	73	73
5)	Jacobs, L.V. (RB)	61	9	70
6t)	*J. Robinson, Jac. (RB)	54	15	69
6t)	Waller, L.V. (TE)	0	69	69
8)	Hunt, Cle. (RB)	44	19	63
9)	T. Hill, K.C. (WR)	5	57	62
10t)	Allen, LA-C (WR)	0	61	61
10t)	Chubb, Cle. (RB)	55	6	61
12)	Newton, N.E. (QB)	55	2	57
13)	Jackson, Bal. (QB)	56	0	56
14)	A. Brown, Ten. (WR)	0	55	55
15)	Da. Johnson, Hou. (RB)	38	16	54
16t)	Beasley, Buf. (WR)	0	53	53
16t)	Gordon, Den. (RB)	46	7	53
16t)	*Higgins, Cin. (WR)	1	52	53
19t)	Conner, Pit. (RB)	42	10	52
19t)	Cooks, Hou. (WR)	0	52	52
21)	*Edwards-Helaire, K.C. (RB)	39	12	51
22t)	C. Davis, Ten. (WR)	0	49	49
22t)	Edwards, Bal. (RB)	45	4	49
22t)	Landry, Cle. (WR)	3	46	49
25t)	Hines, Ind. (RB)	24	24	48
25t)	Singletary, Buf. (RB)	40	8	48
25t)	Smith-Schuster, Pit. (WR)	0	48	48
28)	Ekeler, LA-C (RB)	26	20	46
29t)	Boyd, Cin. (WR)	2	43	45
29t)	*Claypool, Pit. (WR)	4	41	45
29t)	D. Johnson, Pit. (WR)	0	45	45
29t)	Parker, Mia. (WR)	0	45	45

WEEK 17 / THROUGH SUNDAY, JANUARY 3, 2021**AFC / LEADING PUNTERS**

Rank	Player, Team	No	Yards	Lg	Avg	TB	Blk	Dwn	OB	Opp Ret	In Yds	Net 20	Avg
1)	Bojorquez, Buf.	41	2082	72	50.8	7	0	4	8	16	138	18	44.0
2)	Bailey, N.E.	55	2678	71	48.7	5	0	15	5	12	71	31	45.6
3)	Cooke, Jac.	56	2669	67	47.7	5	0	13	6	21	148	19	43.2
4)	Huber, Cin.	71	3350	72	47.2	7	0	15	4	29	170	19	42.8
5)	Long, LA-C	57	2669	63	46.8	3	3	4	5	37	564	12	34.1
6)	Martin, Den.	65	3040	69	46.8	4	1	4	16	28	226	19	41.4
7)	Anger, Hou.	54	2505	67	46.4	6	0	4	4	19	128	19	41.8
8)	Sanchez, Ind.	42	1940	60	46.2	4	1	6	3	19	141	18	40.0
9)	Berry, Pit.	57	2609	62	45.8	3	0	4	7	21	242	23	40.5
10)	*T. Townsend, K.C.	52	2339	67	45.0	6	0	5	8	15	119	20	40.4
11)	Haack, Mia.	68	3040	63	44.7	2	0	15	5	24	297	26	39.8
12)	Koch, Bal.	51	2268	59	44.5	1	0	5	8	17	82	22	42.5
13)	Cole, L.V.	44	1939	63	44.1	2	0	6	6	14	133	20	40.1
14)	Gillan, Cle.	51	2244	59	44.0	3	0	4	4	25	229	14	38.3
15)	*Mann, NY-J	82	3598	60	43.9	5	0	10	9	38	446	19	37.2

AFC / LEADING PUNTERS, NET AVERAGE

Rank	Player, Team	No	Yards	Lg	Avg	TB	Blk	Dwn	OB	Opp Ret	In Yds	Net 20	Avg
1)	Bailey, N.E.	55	2678	71	48.7	5	0	15	5	12	71	31	45.6
2)	Bojorquez, Buf.	41	2082	72	50.8	7	0	4	8	16	138	18	44.0
3)	Cooke, Jac.	56	2669	67	47.7	5	0	13	6	21	148	19	43.2
4)	Huber, Cin.	71	3350	72	47.2	7	0	15	4	29	170	19	42.8
5)	Koch, Bal.	51	2268	59	44.5	1	0	5	8	17	82	22	42.5
6)	Anger, Hou.	54	2505	67	46.4	6	0	4	4	19	128	19	41.8
7)	Martin, Den.	65	3040	69	46.8	4	1	4	16	28	226	19	41.4
8)	Berry, Pit.	57	2609	62	45.8	3	0	4	7	21	242	23	40.5
9)	*T. Townsend, K.C.	52	2339	67	45.0	6	0	5	8	15	119	20	40.4
10)	Cole, L.V.	44	1939	63	44.1	2	0	6	6	14	133	20	40.1
11)	Sanchez, Ind.	42	1940	60	46.2	4	1	6	3	19	141	18	40.0
12)	Haack, Mia.	68	3040	63	44.7	2	0	15	5	24	297	26	39.8
13)	Gillan, Cle.	51	2244	59	44.0	3	0	4	4	25	229	14	38.3
14)	*Mann, NY-J	82	3598	60	43.9	5	0	10	9	38	446	19	37.2
15)	Long, LA-C	57	2669	63	46.8	3	3	4	5	37	564	12	34.1

AFC / PUNT RETURN LEADERS

Rank	Player, Team	Ret	FC	Yards	Avg	Long	TD
1)	Olszewski, N.E.	20	11	346	17.3	70t	1
2)	Renfrow, L.V.	23	10	265	11.5	32	0
3)	Grant, Mia.	29	8	330	11.4	88t	1
4)	McCloud, Pit.	29	19	298	10.3	57	0
5)	Erickson, Cin.	23	20	232	10.1	29	0
6)	Hines, Ind.	30	14	300	10.0	26	0
7)	Roberts, Buf.	29	12	286	9.9	38	0
8)	Raymond, Ten.	23	11	208	9.0	40	0
9)	*Proche, Bal.	23	16	198	8.6	20	0
10)	Hardman, K.C.	25	13	176	7.0	67t	1

AFC / KICKOFF RETURN LEADERS

Rank	Player, Team	Ret	Yards	Avg	Long	TD
1)	Roberts, Buf.	32	961	30.0	60	0
2)	*Rodgers, Ind.	24	692	28.8	101t	1
3)	*Duvernay, Bal.	21	578	27.5	93t	1
4)	B. Wilson, Cin.	24	629	26.2	103t	1
5)	Ballentine, NY-G-NY-J	21	505	24.0	66	0
6)	McCloud, Pit.	28	646	23.1	49	0
7)	*Reed, LA-C	21	435	20.7	46	0

WEEK 17 / THROUGH SUNDAY, JANUARY 3, 2021**AFC / LEADERS IN INTERCEPTIONS**

Rank	Player, Team	Int	Yards	Avg	Long	TD
1)	X. Howard, Mia.	10	77	7.7	29	0
2)	J. Jackson, N.E.	9	80	8.9	30	0
3)	Mathieu, K.C.	6	70	11.7	25t	1
4)	Simmons, Den.	5	90	18.0	46	0
5t)	Butler, Ten.	4	111	27.8	68	0
5t)	Fitzpatrick, Pit.	4	77	19.3	37	1
5t)	K. Moore, Ind.	4	45	11.3	29t	1
5t)	Peters, Bal.	4	17	4.3	12	0
5t)	Hooker, Ten.	4	11	2.8	6	0
10t)	Heath, L.V.	3	89	29.7	47	0
10t)	M. Davis, LA-C	3	86	28.7	78t	1
10t)	Sorensen, K.C.	3	67	22.3	50t	1
10t)	Desir, NY-J-Bal.	3	58	19.3	35t	1
10t)	Bowser, Bal.	3	53	17.7	25	0
10t)	Schobert, Jac.	3	45	15.0	43t	1
10t)	*Sneed, K.C.	3	42	14.0	39	0
10t)	White, Buf.	3	28	9.3	28	0
10t)	Bates, Cin.	3	12	4.0	12	0
10t)	Hilton, Pit.	3	5	1.7	8	0

AFC / LEADERS IN SACKS

Rank	Player, Team	Sacks
1)	T. Watt, Pit. (LB)	15.0
2)	Garrett, Cle. (DE)	12.0
3)	Tuitt, Pit. (DE)	11.0
4)	Buckner, Ind. (DT)	9.5
5t)	Ogbah, Mia. (DE)	9.0
5t)	Vernon, Cle. (DE)	9.0
7t)	Dupree, Pit. (LB)	8.0
7t)	Houston, Ind. (DE)	8.0
7t)	Ngakoue, Min.-Bal. (DE)	8.0
7t)	Reed, Den. (LB)	8.0
11t)	Autry, Ind. (DE)	7.5
11t)	Bosa, LA-C (DE)	7.5
11t)	Chubb, Den. (LB)	7.5
11t)	Jones, K.C. (DT)	7.5
15t)	Baker, Mia. (LB)	7.0
15t)	Crosby, L.V. (DE)	7.0
15t)	Williams, NY-J (DT)	7.0
18)	D. Jones, Den. (DE)	6.5
19t)	F. Clark, K.C. (DE)	6.0
19t)	Judon, Bal. (LB)	6.0
19t)	Van Noy, Mia. (LB)	6.0
22t)	Landry, Ten. (LB)	5.5
22t)	Lawson, Cin. (DE)	5.5
22t)	Smoot, Jac. (DE)	5.5
22t)	Van Ginkel, Mia. (LB)	5.5
22t)	Winovich, N.E. (DE)	5.5
27t)	Addison, Buf. (DE)	5.0
27t)	Attaochu, Den. (LB)	5.0
27t)	Klein, Buf. (LB)	5.0
27t)	Watt, Hou. (DE)	5.0
31t)	Hughes, Buf. (DE)	4.5
31t)	Nwosu, LA-C (LB)	4.5
31t)	Richardson, Cle. (DT)	4.5
31t)	Walker, Den. (DE)	4.5
35t)	A. Butler, N.E. (DT)	4.0
35t)	Campbell, Bal. (DE)	4.0
35t)	Heyward, Pit. (DE)	4.0
35t)	Lawson, Mia. (LB)	4.0
35t)	Lewis, Ind. (DE)	4.0
35t)	Mercilus, Hou. (LB)	4.0
35t)	Omenihu, Hou. (DE)	4.0

WEEK 17 / THROUGH SUNDAY, JANUARY 3, 2021**AFC / FUMBLE RECOVERIES**

Rank	Player, Team	TotRec	OffRec	DefRec
1t)	Hunt, Cle.	5	5	0
1t)	Lock, Den.	5	5	0
3t)	*Burrow, Cin.	4	4	0
3t)	Jackson, Bal.	4	4	0
5t)	Clark, Bal.	3	1	2
5t)	*Herbert, LA-C	3	3	0
5t)	J. Jackson, N.E.	3	1	2
5t)	Landry, Cle.	3	3	0
5t)	Newton, N.E.	3	3	0
5t)	Simmons, Ten.	3	0	3
5t)	Tannehill, Ten.	3	3	0
12t)	Bell, Cin.	2	0	2
12t)	Conner, Pit.	2	2	0
12t)	Je. Davis, Mia.	2	2	0
12t)	*Dobbins, Bal.	2	2	0
12t)	Fort, Bal.	2	0	2
12t)	Franklin-Myers, NY-J	2	0	2
12t)	Garrett, Cle.	2	0	2
12t)	Harris, N.E.	2	2	0
12t)	Higgins, Cle.	2	2	0
12t)	Hilton, Pit.	2	0	2
12t)	Houston, Ind.	2	0	2
12t)	Hughes, Buf.	2	0	2
12t)	*Igbinoghene, Mia.	2	1	1
12t)	Ingram, Bal.	2	2	0
12t)	Jack, Jac.	2	0	2
12t)	Jackson, Den.	2	0	2
12t)	D. Johnson, Pit.	2	2	0
12t)	Joseph, Cle.	2	0	2
12t)	Leonard, Ind.	2	0	2
12t)	Levine, Bal.	2	0	2
12t)	Mahomes, K.C.	2	2	0
12t)	Mayfield, Cle.	2	2	0
12t)	Niemann, K.C.	2	0	2
12t)	Norman, Buf.	2	0	2
12t)	Okereke, Ind.	2	1	1
12t)	*Onwenu, N.E.	2	2	0
12t)	Peters, Bal.	2	0	2
12t)	*Queen, Bal.	2	0	2
12t)	Roethlisberger, Pit.	2	2	0
12t)	Smith-Schuster, Pit.	2	2	0
12t)	Snell, Pit.	2	1	1
12t)	Spencer, Den.	2	2	0
12t)	Van Noy, Mia.	2	0	2
12t)	Vigil, LA-C	2	0	2
12t)	Watson, Hou.	2	2	0
12t)	White, Buf.	2	0	2
12t)	Williams, Pit.	2	0	2

WEEK 17 / THROUGH SUNDAY, JANUARY 3, 2021**AFC / OFFENSIVE FUMBLE RECOVERIES**

Rank	Player, Team	Ret	Yards	Avg	Long	TD
1t)	Lock, Den.	5	0	0.0	0	0
1t)	Hunt, Cle.	5	-2	-0.4	0	0
3t)	*Burrow, Cin.	4	0	0.0	0	0
3t)	Jackson, Bal.	4	0	0.0	0	0
5t)	Landry, Cle.	3	6	2.0	6	0
5t)	*Herbert, LA-C	3	0	0.0	0	0
5t)	Newton, N.E.	3	0	0.0	0	0
5t)	Tannehill, Ten.	3	0	0.0	0	0
9t)	D. Johnson, Pit.	2	4	2.0	4	0
9t)	Conner, Pit.	2	0	0.0	0	0
9t)	Je. Davis, Mia.	2	0	0.0	0	0
9t)	*Dobbins, Bal.	2	0	0.0	0	0
9t)	Harris, N.E.	2	0	0.0	0	0
9t)	Ingram, Bal.	2	0	0.0	0	0
9t)	Mahomes, K.C.	2	0	0.0	0	0
9t)	*Onwenu, N.E.	2	0	0.0	0	0
9t)	Roethlisberger, Pit.	2	0	0.0	0	0
9t)	Smith-Schuster, Pit.	2	0	0.0	0	0
9t)	Spencer, Den.	2	0	0.0	0	0
9t)	Watson, Hou.	2	0	0.0	0	0
9t)	Mayfield, Cle.	2	-9	-4.5	0	0
9t)	Higgins, Cle.	2	-22	-11.0	0	0

AFC / DEFENSIVE FUMBLE RECOVERIES

Rank	Player, Team	Ret	Yards	Avg	Long	TD
1)	Simmons, Ten.	3	0	0.0	0	0
2t)	Clark, Bal.	2	66	33.0	65t	1
2t)	Bell, Cin.	2	65	32.5	37	0
2t)	*Queen, Bal.	2	53	26.5	53t	1
2t)	Vigil, LA-C	2	44	22.0	44	0
2t)	Van Noy, Mia.	2	28	14.0	28	0
2t)	Fort, Bal.	2	24	12.0	22t	1
2t)	Hilton, Pit.	2	22	11.0	14	0
2t)	Hughes, Buf.	2	21	10.5	21t	1
2t)	Jack, Jac.	2	16	8.0	16	0
2t)	Norman, Buf.	2	7	3.5	7	0
2t)	Leonard, Ind.	2	3	1.5	3	0
2t)	Jackson, Den.	2	2	1.0	2	0
2t)	Levine, Bal.	2	1	0.5	1	0
2t)	Franklin-Myers, NY-J	2	0	0.0	0	0
2t)	Garrett, Cle.	2	0	0.0	0	0
2t)	Houston, Ind.	2	0	0.0	0	0
2t)	J. Jackson, N.E.	2	0	0.0	0	0
2t)	Joseph, Cle.	2	0	0.0	0	0
2t)	Niemann, K.C.	2	0	0.0	0	0
2t)	Williams, Pit.	2	0	0.0	0	0
2t)	White, Buf.	2	-1	-0.5	0	0
2t)	Peters, Bal.	2	-3	-1.5	0	0

WEEK 17 / THROUGH SUNDAY, JANUARY 3, 2021**NFC / LEADING PASSERS**

Player, Team	Pct				Avg		Pct			Pct Rating	
	Att	Comp	Comp	Yds	Gain	TD	TD	Long	Int	Int	Points
Rodgers, G.B.	526	372	70.7	4299	8.17	48	9.1	78t	5	1.0	121.5
Brees, N.O.	390	275	70.5	2942	7.54	24	6.2	52t	6	1.5	106.4
Wilson, Sea.	558	384	68.8	4212	7.55	40	7.2	62	13	2.3	105.1
Cousins, Min.	516	349	67.6	4265	8.27	35	6.8	71t	13	2.5	105.0
Brady, T.B.	610	401	65.7	4633	7.60	40	6.6	50	12	2.0	102.2
Stafford, Det.	528	339	64.2	4084	7.73	26	4.9	73	10	1.9	96.3
K. Murray, Ariz	558	375	67.2	3971	7.12	26	4.7	80t	12	2.2	94.3
Trubisky, Chi.	297	199	67.0	2055	6.92	16	5.4	53	8	2.7	93.5
Ryan, Atl.	626	407	65.0	4581	7.32	26	4.2	63	11	1.8	93.3
Bridgewater, Car.	492	340	69.1	3733	7.59	15	3.0	75t	11	2.2	92.1
Goff, LA-R	552	370	67.0	3952	7.16	20	3.6	56t	13	2.4	90.0
Dalton, Dal.	333	216	64.9	2169	6.51	14	4.2	69	8	2.4	87.3
Mullens, S.F.	326	211	64.7	2437	7.48	12	3.7	49	12	3.7	84.1
Foles, Chi.	312	202	64.7	1852	5.94	10	3.2	50	8	2.6	80.8
Jones, NY-G	448	280	62.5	2943	6.57	11	2.5	53	10	2.2	80.4
Smith, Was.	252	168	66.7	1582	6.28	6	2.4	68t	8	3.2	78.5
Haskins, Was.	241	148	61.4	1439	5.97	5	2.1	50	7	2.9	73.0
Wentz, Phi.	437	251	57.4	2620	6.00	16	3.7	59	15	3.4	72.8

NFC / LEADING PASSERS, RANKS

Player, Team	Pct				Avg		Pct			Pct Rating	
	Att	Comp	Comp	Yds	Gain	TD	TD	Long	Int	Int	Points
Rodgers, G.B.	7	5	1	3	2	1	1		1	1	1
Brees, N.O.	12	11	2	11	7	8	5		2	2	2
Wilson, Sea.	3t	3	4	5	6	2t	2	15t	9	3	3
Cousins, Min.	8	7	5	4	1	4	3	15t	12	4	4
Brady, T.B.	2	2	10	1	4	2t	4	12t	5	5	5
Stafford, Det.	6	9	15	6	3	5t	7	8t	4	6	6
K. Murray, Ariz	3t	4	6	7	11	5t	8	12t	6	7	7
Trubisky, Chi.	16	16	8	15	12	10t	6	4t	14	8	8
Ryan, Atl.	1	1	11	2	9	5t	10	10t	3	9	9
Bridgewater, Car.	9	8	3	9	5	12	15	10t	8	10	10
Goff, LA-R	5	6	7	8	10	9	13	15t	10	11	11
Dalton, Dal.	13	13	12	14	14	13	9	4t	11	12	12
Mullens, S.F.	14	14	14	13	8	14	11	12t	18	13	13
Foles, Chi.	15	15	13	17	18	16	14	4t	13	14	14
Jones, NY-G	10	10	16	10	13	15	16	8t	7	15	15
Smith, Was.	17	17	9	18	15	19t	17	4t	16	16	16
Haskins, Was.	18	19	17	19	17	22	18	3	15	17	17
Wentz, Phi.	11	12	18	12	16	10t	12	18	17	18	18

NFC / FOURTH-QUARTER PASSING LEADERS

Rank	Player, Team	Att	Comp	Comp%	Yards	YPA	TD	TD%	Int	Int%	Rating
1)	Brees, N.O.	87	67	77.0	744	8.55	7	8.0	0	0.0	128.7
2)	Brady, T.B.	134	92	68.7	1130	8.43	12	9.0	1	0.7	121.2
3)	Cousins, Min.	142	97	68.3	1146	8.07	13	9.2	2	1.4	117.3
4)	Rodgers, G.B.	111	79	71.2	876	7.89	6	5.4	1	0.9	108.5
5)	Beathard, S.F.	52	34	65.4	387	7.44	3	5.8	0	0.0	106.8
6)	Goff, LA-R	115	75	65.2	857	7.45	7	6.1	1	0.9	104.1
7)	Wilson, Sea.	147	92	62.6	1105	7.52	11	7.5	6	4.1	93.5
8)	Prescott, Dal.	88	57	64.8	631	7.17	4	4.5	2	2.3	91.6
9)	Mullens, S.F.	132	89	67.4	1055	7.99	6	4.5	5	3.8	90.9
10)	Trubisky, Chi.	75	48	64.0	450	6.00	6	8.0	3	4.0	90.4
11)	Bridgewater, Car.	133	94	70.7	1129	8.49	1	0.8	3	2.3	89.5
12)	Foles, Chi.	124	77	62.1	697	5.62	7	5.6	2	1.6	89.3
13)	Haskins, Was.	63	40	63.5	435	6.90	2	3.2	1	1.6	87.7
14)	K. Murray, Ariz	130	80	61.5	888	6.83	7	5.4	4	3.1	87.0
15)	Stafford, Det.	158	98	62.0	1098	6.95	5	3.2	3	1.9	85.4
16)	Ryan, Atl.	176	108	61.4	1256	7.14	7	4.0	6	3.4	82.0
17)	Dalton, Dal.	92	58	63.0	500	5.43	4	4.3	3	3.3	78.2
18)	Wentz, Phi.	130	70	53.8	725	5.58	8	6.2	4	3.1	77.9
19)	Jones, NY-G	143	82	57.3	809	5.66	4	2.8	2	1.4	76.9
20)	Smith, Was.	71	41	57.7	433	6.10	2	2.8	3	4.2	67.4
21)	*Hurts, Phi.	51	24	47.1	315	6.18	1	2.0	3	5.9	49.1

NFC / THIRD-DOWN PASSING LEADERS

Rank	Player, Team	Att	Comp	Comp%	Yards	YPA	TD	TD%	Int	Int%	Rating
1)	Rodgers, G.B.	135	86	63.7	1328	9.84	12	8.9	4	3.0	113.4
2)	Brady, T.B.	152	93	61.2	1072	7.05	14	9.2	1	0.7	110.4
3)	Cousins, Min.	117	75	64.1	884	7.56	8	6.8	3	2.6	99.1
4)	Ryan, Atl.	148	93	62.8	1013	6.84	8	5.4	2	1.4	95.4
5)	Goff, LA-R	147	96	65.3	1155	7.86	6	4.1	4	2.7	91.5
6)	Brees, N.O.	97	64	66.0	689	7.10	5	5.2	3	3.1	91.0
7)	Jones, NY-G	121	80	66.1	860	7.11	4	3.3	2	1.7	90.9
8)	Stafford, Det.	130	81	62.3	1117	8.59	5	3.8	4	3.1	89.8
9)	Bridgewater, Car.	121	81	66.9	944	7.80	3	2.5	3	2.5	88.3
10)	Wilson, Sea.	122	74	60.7	791	6.48	7	5.7	5	4.1	81.7
11)	Wentz, Phi.	98	54	55.1	628	6.41	3	3.1	2	2.0	76.4
12)	K. Murray, Ariz	135	75	55.6	816	6.04	7	5.2	6	4.4	72.3
13)	Mullens, S.F.	80	46	57.5	513	6.41	5	6.3	5	6.3	71.5
14)	Foles, Chi.	82	42	51.2	356	4.34	4	4.9	2	2.4	69.0

WEEK 17 / THROUGH SUNDAY, JANUARY 3, 2021**NFC / LEADING RUSHERS**

Rank	Player, Team	Att	Yards	Avg	Long	TD
1)	Cook, Min.	312	1557	5.0	70t	16
2)	Jones, G.B.	201	1104	5.5	77t	9
3)	Montgomery, Chi.	247	1070	4.3	80t	8
4)	Elliott, Dal.	244	979	4.0	31	6
5)	Jones, T.B.	192	978	5.1	98t	7
6)	Drake, Ariz	239	955	4.0	69t	10
7)	Kamara, N.O.	187	932	5.0	49	16
8)	Sanders, Phi.	164	867	5.3	82t	6
9)	K. Murray, Ariz (QB)	133	819	6.2	48	11
10)	*A. Gibson, Was.	170	795	4.7	40	11
11)	Gallman, NY-G	147	682	4.6	60	6
12)	Carson, Sea.	141	681	4.8	29t	5
13)	Gurley, Atl.	195	678	3.5	35t	9
14)	Murray, N.O.	146	656	4.5	36t	4
15)	Davis, Car.	165	642	3.9	25	6
16)	*Akers, LA-R	145	625	4.3	61	2
17)	Henderson, LA-R	138	624	4.5	40	5
18)	Peterson, Det.	156	604	3.9	38	7
19)	Wilson, S.F.	126	600	4.8	34	7
20t)	Mostert, S.F.	104	521	5.0	80t	2
20t)	*Swift, Det.	114	521	4.6	54	8
22)	Wilson, Sea. (QB)	83	513	6.2	38	2
23)	J. Williams, G.B.	119	505	4.2	25	2
24)	Hill, Atl.	100	465	4.7	62	1
25)	T. Hill, N.O. (QB)	87	457	5.3	43	8
26)	Edmonds, Ariz	97	448	4.6	32	1
27)	Pollard, Dal.	101	435	4.3	42t	4
28)	Mattison, Min.	96	434	4.5	25	2
29)	Jones, NY-G (QB)	65	423	6.5	80	1
30)	Brown, LA-R	101	419	4.1	19	5

NFC / THIRD-AND-ONE RUSHING LEADERS

Rank	Player, Team	Att	FD	Pct
1t)	Barber, Was.	9	9	100.0
1t)	Jones, T.B.	7	7	100.0
1t)	Murray, N.O.	6	6	100.0
1t)	McKissic, Was.	5	5	100.0
1t)	Armah, Car.	4	4	100.0
1t)	Kamara, N.O.	4	4	100.0
7)	J. Williams, G.B.	9	8	88.9
8)	Gurley, Atl.	8	7	87.5
9t)	Brown, LA-R	7	6	85.7
9t)	Wentz, Phi.	7	6	85.7
11)	Carson, Sea.	6	5	83.3
12)	Drake, Ariz	11	9	81.8
13)	Elliott, Dal.	14	11	78.6
14t)	T. Hill, N.O.	9	7	77.8
14t)	Montgomery, Chi.	9	7	77.8
16)	Juszczyk, S.F.	6	4	66.7
17)	Cook, Min.	14	9	64.3

WEEK 17 / THROUGH SUNDAY, JANUARY 3, 2021**NFC / LEADERS IN RECEPTIONS**

Rank	Player, Team	Rec	Yards	Avg	Long	TD
1t)	Hopkins, Ariz	115	1407	12.2	60	6
1t)	D. Adams, G.B.	115	1374	11.9	56t	18
3)	Robinson, Chi.	102	1250	12.3	42	6
4)	Lockett, Sea.	100	1054	10.5	47t	10
5)	Anderson, Car.	95	1096	11.5	75t	3
6t)	Cooper, Dal.	92	1114	12.1	69	5
6t)	Kupp, LA-R	92	974	10.6	55t	3
8t)	Ridley, Atl.	90	1374	15.3	63	9
8t)	Woods, LA-R	90	936	10.4	56t	6
10)	*Jefferson, Min.	88	1400	15.9	71t	7
11)	McLaurin, Was.	87	1118	12.9	68t	4
12t)	Metcalf, Sea.	83	1303	15.7	62	10
12t)	Kamara, N.O. (RB)	83	756	9.1	52t	5
14)	McKissic, Was. (RB)	80	589	7.4	29t	2
15)	Samuel, Car.	77	851	11.1	44	3
16)	M. Jones, Det.	76	978	12.9	43t	9
17t)	*Lamb, Dal.	74	935	12.6	52t	5
17t)	Thielen, Min.	74	925	12.5	51	14
19t)	Gage, Atl.	72	786	10.9	35	4
19t)	L. Thomas, Was. (TE)	72	670	9.3	30	6
21)	M. Evans, T.B.	70	1006	14.4	50	13
22)	Hockenson, Det. (TE)	67	723	10.8	51	6
23t)	Moore, Car.	66	1193	18.1	74t	4
23t)	Shepard, NY-G	66	656	9.9	29	3
25)	Godwin, T.B.	65	840	12.9	47	7
26t)	Ingram, NY-G (TE)	63	654	10.4	53	1
26t)	Schultz, Dal. (TE)	63	615	9.8	28	4
28t)	Sanders, N.O.	61	726	11.9	51	5
28t)	*Mooney, Chi.	61	631	10.3	53	4
30)	*Aiyuk, S.F.	60	748	12.5	49	5

NFC / RECEIVING YARDAGE LEADERS

Rank	Player, Team	Yards	Rec	Avg	Long	TD
1)	Hopkins, Ariz	1407	115	12.2	60	6
2)	*Jefferson, Min.	1400	88	15.9	71t	7
3t)	D. Adams, G.B.	1374	115	11.9	56t	18
3t)	Ridley, Atl.	1374	90	15.3	63	9
5)	Metcalf, Sea.	1303	83	15.7	62	10
6)	Robinson, Chi.	1250	102	12.3	42	6
7)	Moore, Car.	1193	66	18.1	74t	4
8)	McLaurin, Was.	1118	87	12.9	68t	4
9)	Cooper, Dal.	1114	92	12.1	69	5
10)	Anderson, Car.	1096	95	11.5	75t	3
11)	Lockett, Sea.	1054	100	10.5	47t	10
12)	M. Evans, T.B.	1006	70	14.4	50	13
13)	M. Jones, Det.	978	76	12.9	43t	9
14)	Kupp, LA-R	974	92	10.6	55t	3
15)	Woods, LA-R	936	90	10.4	56t	6
16)	*Lamb, Dal.	935	74	12.6	52t	5
17)	Thielen, Min.	925	74	12.5	51	14
18)	Samuel, Car.	851	77	11.1	44	3
19)	Gallup, Dal.	843	59	14.3	55	5
20)	Godwin, T.B.	840	65	12.9	47	7
21)	Gage, Atl.	786	72	10.9	35	4
22)	J. Jones, Atl.	771	51	15.1	44	3
23)	Kamara, N.O. (RB)	756	83	9.1	52t	5
24)	D. Slayton, NY-G	751	50	15.0	41t	3
25)	*Aiyuk, S.F.	748	60	12.5	49	5
26)	Sanders, N.O.	726	61	11.9	51	5
27)	Hockenson, Det. (TE)	723	67	10.8	51	6
28)	Valdes-Scantling, G.B.	690	33	20.9	78t	6
29)	L. Thomas, Was. (TE)	670	72	9.3	30	6
30)	Bourne, S.F.	667	49	13.6	49t	2

WEEK 17 / THROUGH SUNDAY, JANUARY 3, 2021**NFC / THIRD-DOWN RECEIVING LEADERS**

Rank	Player, Team	Rec	Yards	Avg	Long	TD
1)	D. Adams, G.B.	29	405	14.0	49	4
2t)	Hopkins, Ariz.	28	355	12.7	60	4
2t)	Samuel, Car.	28	348	12.4	44	1
4)	Gage, Atl.	27	303	11.2	27	1
5t)	*Lamb, Dal.	26	379	14.6	52t	2
5t)	Kupp, LA-R	26	368	14.2	55t	1
7)	Engram, NY-G (TE)	23	262	11.4	53	0
8)	Ridley, Atl.	22	320	14.5	39t	4
9t)	*Jefferson, Min.	20	333	16.7	54	1
9t)	Metcalfe, Sea.	20	258	12.9	52	1
9t)	McKissic, Was. (RB)	20	152	7.6	26	0
12t)	M. Jones, Det.	19	251	13.2	27t	3
12t)	McLaurin, Was.	19	248	13.1	33	1
12t)	Woods, LA-R	19	208	10.9	31	3
12t)	Robinson, Chi.	19	206	10.8	24	0
16t)	Tate, NY-G	18	219	12.2	39	0
16t)	Hockenson, Det. (TE)	18	199	11.1	35	0
18t)	Godwin, T.B.	17	254	14.9	47	2
18t)	Anderson, Car.	17	177	10.4	41t	2
18t)	Ward, Phi.	17	164	9.6	29t	2
18t)	L. Thomas, Was. (TE)	17	133	7.8	15t	2
18t)	Kamara, N.O. (RB)	17	113	6.6	21	1
23t)	Moore, Car.	16	267	16.7	57t	1
23t)	Bourne, S.F.	16	190	11.9	27	0
23t)	M. Evans, T.B.	16	174	10.9	26	4
23t)	Lockett, Sea.	16	150	9.4	21	1
23t)	Shepard, NY-G	16	135	8.4	24	1
28t)	Amendola, Det.	15	262	17.5	50	0
28t)	Thielen, Min.	15	158	10.5	35	4
30t)	Cook, N.O. (TE)	14	193	13.8	44	3
30t)	Smith, N.O.	14	189	13.5	29	1
30t)	Reynolds, LA-R	14	154	11.0	21	0
30t)	A. Miller, Chi.	14	149	10.6	28t	1

WEEK 17 / THROUGH SUNDAY, JANUARY 3, 2021**NFC / LEADING SCORERS, NONKICKERS**

Rank	Player, Team	TD	Rush	Rec	Ret	X2	Pts
1)	Kamara, N.O. (RB)	21	16	5	0	0	126
2t)	D. Adams, G.B. (WR)	18	0	18	0	0	108
2t)	Cook, Min. (RB)	17	16	1	0	3	108
4)	Thielen, Min. (WR)	14	0	14	0	1	86
5)	M. Evans, T.B. (WR)	13	0	13	0	0	78
6t)	*A. Gibson, Was. (RB)	11	11	0	0	0	66
6t)	Jones, G.B. (RB)	11	9	2	0	0	66
6t)	K. Murray, Ariz (QB)	11	11	0	0	0	66
6t)	Tonyan, G.B. (TE)	11	0	11	0	0	66
10)	Montgomery, Chi. (RB)	10	8	2	0	1	62
11t)	Drake, Ariz (RB)	10	10	0	0	0	60
11t)	Lockett, Sea. (WR)	10	0	10	0	0	60
11t)	Metcalfe, Sea. (WR)	10	0	10	0	0	60
11t)	*Swift, Det. (RB)	10	8	2	0	0	60
11t)	Wilson, S.F. (RB)	10	7	3	0	0	60
16)	Ridley, Atl. (WR)	9	0	9	0	1	56
17t)	Carson, Sea. (RB)	9	5	4	0	0	54
17t)	Gurley, Atl. (RB)	9	9	0	0	0	54
17t)	T. Hill, N.O. (QB)	9	8	1	0	0	54
17t)	M. Jones, Det. (WR)	9	0	9	0	0	54
21)	Elliott, Dal. (RB)	8	6	2	0	1	50
22t)	Davis, Car. (RB)	8	6	2	0	0	48
22t)	Graham, Chi. (TE)	8	0	8	0	0	48
22t)	Jones, T.B. (RB)	8	7	1	0	0	48
22t)	Woods, LA-R (WR)	8	2	6	0	0	48
26)	*Jefferson, Min. (WR)	7	0	7	0	2	46
27)	*Lamb, Dal. (WR)	7	1	5	1	1	44

NFC / LEADING SCORERS, KICKERS

Rank	Player, Team	PAT	FG	Pct	Long	Pts
1)	Koo, Atl.	33/36	37/39	.949	54	144
2)	Succop, T.B.	52/57	28/31	.903	50	136
3)	Zuerlein, Dal.	33/36	34/41	.829	59	135
4t)	Lutz, N.O.	57/58	23/28	.821	53	126
4t)	Santos, Chi.	36/37	30/32	.938	55	126
6)	Myers, Sea.	49/53	24/24	1.000	61	121
7)	Slye, Car.	33/36	29/36	.806	56	120
8)	Gano, NY-G	21/23	31/32	.969	55	114
9)	Hopkins, Was.	30/32	27/34	.794	51	111
10)	Crosby, G.B.	59/63	16/16	1.000	57	107
11)	Prater, Det.	38/41	21/28	.750	59	101
12)	Gould, S.F.	36/38	19/23	.826	52	93
13)	Gonzalez, Ariz	38/39	16/22	.727	56	86
14)	D. Bailey, Min.	37/43	15/22	.682	53	82
15)	Elliott, Phi.	24/26	14/19	.737	54	66
16)	Gay, Ind.-LA-R	16/16	14/16	.875	51	58
17)	Nugent, Ariz	7/ 7	7/ 8	.875	43	28
18)	Vizcaino, Min.-S.F.	2/ 2	3/ 3	1.000	47	11
19)	Forbath, Car.-Chi.-LA-R	4/ 5	2/ 3	.667	23	10
20)	Fry, Atl.	1/ 2	1/ 1	1.000	23	4
21)	*Wright, Jac.-LA-R	1/ 2	0/ 0	---	--	1

NFC / TOUCHBACKS ON KICKOFFS

Rank	Player, Team	TB
1)	Pinion, T.B.	85
2t)	Lutz, N.O.	71
2t)	Slye, Car.	71
4)	Hopkins, Was.	65
5)	Zuerlein, Dal.	60
6)	D. Bailey, Min.	53
7)	Myers, Sea.	52
8)	Crosby, G.B.	48
9)	Elliott, Phi.	46
10t)	Santos, Chi.	42
10t)	Wishnowsky, S.F.	42
12)	Gonzalez, Ariz	36
13)	Gano, NY-G	30
14t)	Gay, Ind.-LA-R	28
14t)	Koo, Atl.	28
16)	Fox, Det.	19
17)	*Hofrichter, Atl.	16
18)	Prater, Det.	7
19t)	Forbath, Car.-Chi.-LA-R	4
19t)	J. Scott, G.B.	4
21)	Nugent, Ariz	3
22)	Fry, Atl.	2
23t)	Gould, S.F.	1
23t)	Vizcaino, Min.-S.F.	1

WEEK 17 / THROUGH SUNDAY, JANUARY 3, 2021**NFC / MOST YARDS FROM SCRIMMAGE**

Rank	Player, Team	Total			Rushing			Receiving		
		Yards	Att+Rec	Avg	Yards	Att	Avg	Yards	Rec	Avg
1)	Cook, Min. (RB)	1918	356	5.4	1557	312	5.0	361	44	8.2
2)	Kamara, N.O. (RB)	1688	270	6.3	932	187	5.0	756	83	9.1
3)	Montgomery, Chi. (RB)	1508	301	5.0	1070	247	4.3	438	54	8.1
4)	Jones, G.B. (RB)	1459	248	5.9	1104	201	5.5	355	47	7.6
5)	Hopkins, Ariz (WR)	1408	116	12.1	1	1	1.0	1407	115	12.2
6)	*Jefferson, Min. (WR)	1402	89	15.8	2	1	2.0	1400	88	15.9
7)	Ridley, Atl. (WR)	1375	95	14.5	1	5	0.2	1374	90	15.3
8)	D. Adams, G.B. (WR)	1374	115	11.9	0	0	---	1374	115	11.9
9)	Elliott, Dal. (RB)	1317	296	4.4	979	244	4.0	338	52	6.5
10)	Metcalf, Sea. (WR)	1303	83	15.7	0	0	---	1303	83	15.7
11)	Robinson, Chi. (WR)	1249	103	12.1	-1	1	-1.0	1250	102	12.3
12)	Moore, Car. (WR)	1215	68	17.9	22	2	11.0	1193	66	18.1
13)	McLaurin, Was. (WR)	1148	89	12.9	30	2	15.0	1118	87	12.9
14)	Jones, T.B. (RB)	1143	220	5.2	978	192	5.1	165	28	5.9
15)	Cooper, Dal. (WR)	1128	98	11.5	14	6	2.3	1114	92	12.1
16)	Anderson, Car. (WR)	1111	99	11.2	15	4	3.8	1096	95	11.5
17)	Drake, Ariz (RB)	1092	264	4.1	955	239	4.0	137	25	5.5
18)	Woods, LA-R (WR)	1091	114	9.6	155	24	6.5	936	90	10.4
19)	Sanders, Phi. (RB)	1064	192	5.5	867	164	5.3	197	28	7.0
20)	Lockett, Sea. (WR)	1054	100	10.5	0	0	---	1054	100	10.5
21)	Samuel, Car. (WR)	1051	118	8.9	200	41	4.9	851	77	11.1
22)	*A. Gibson, Was. (RB)	1042	206	5.1	795	170	4.7	247	36	6.9
23)	*Lamb, Dal. (WR)	1017	84	12.1	82	10	8.2	935	74	12.6
24)	Davis, Car. (RB)	1015	224	4.5	642	165	3.9	373	59	6.3
25)	Kupp, LA-R (WR)	1007	96	10.5	33	4	8.3	974	92	10.6
26)	M. Evans, T.B. (WR)	1006	70	14.4	0	0	---	1006	70	14.4
27)	M. Jones, Det. (WR)	978	76	12.9	0	0	---	978	76	12.9
28)	Carson, Sea. (RB)	968	178	5.4	681	141	4.8	287	37	7.8
29)	McKissic, Was. (RB)	954	165	5.8	365	85	4.3	589	80	7.4
30)	Thielen, Min. (WR)	940	77	12.2	15	3	5.0	925	74	12.5

NFC / LEADERS IN FIRST DOWNS

Rank	Player, Team	Rush	Rec	Tot
1)	Cook, Min. (RB)	91	17	108
2)	Kamara, N.O. (RB)	58	35	93
3)	Montgomery, Chi. (RB)	59	25	84
4)	Elliott, Dal. (RB)	62	20	82
5)	Hopkins, Ariz (WR)	0	75	75
6)	D. Adams, G.B. (WR)	0	73	73
7)	Robinson, Chi. (WR)	0	68	68
8)	Jones, G.B. (RB)	52	15	67
9)	Ridley, Atl. (WR)	1	65	66
10)	Drake, Ariz (RB)	59	5	64
11)	Metcalf, Sea. (WR)	0	63	63
12)	*Jefferson, Min. (WR)	0	58	58
13t)	Carson, Sea. (RB)	43	14	57
13t)	Lockett, Sea. (WR)	0	57	57
13t)	McKissic, Was. (RB)	25	32	57
16t)	Cooper, Dal. (WR)	1	54	55
16t)	Davis, Car. (RB)	38	17	55
16t)	M. Evans, T.B. (WR)	0	55	55
16t)	Woods, LA-R (WR)	9	46	55
20)	Moore, Car. (WR)	1	53	54
21)	McLaurin, Was. (WR)	2	51	53
22t)	Gurley, Atl. (RB)	45	7	52
22t)	M. Jones, Det. (WR)	0	52	52
22t)	K. Murray, Ariz (QB)	52	0	52
22t)	Thielen, Min. (WR)	0	52	52
26)	Gage, Atl. (WR)	1	50	51
27t)	Anderson, Car. (WR)	1	49	50
27t)	Jones, T.B. (RB)	48	2	50
27t)	*Lamb, Dal. (WR)	4	46	50
30t)	*A. Gibson, Was. (RB)	40	9	49
30t)	Samuel, Car. (WR)	10	39	49

WEEK 17 / THROUGH SUNDAY, JANUARY 3, 2021**NFC / LEADING PUNTERS**

Rank	Player, Team	No	Yards	Lg	Avg	TB	Blk	Dwn	OB	Opp Ret	In Yds	Net 20	Avg
1)	M. Dickson, Sea.	61	3028	67	49.6	6	0	8	6	28	199	32	44.4
2)	Fox, Det.	59	2897	67	49.1	7	0	11	4	21	116	26	44.8
3)	Way, Was.	73	3504	65	48.0	3	0	9	0	36	209	23	44.3
4)	Wishnowsky, S.F.	66	3093	60	46.9	6	1	5	4	23	183	25	41.6
5)	Johnston, Phi.	71	3318	66	46.7	6	1	5	6	41	274	26	40.6
6)	*Charlton, Car.	45	2082	67	46.3	3	0	6	2	18	184	21	40.8
7)	O'Donnell, Chi.	64	2924	64	45.7	5	0	10	2	25	294	28	39.5
8)	Hekker, LA-R	68	3099	63	45.6	5	1	9	11	23	297	28	39.2
9)	J. Scott, G.B.	46	2092	62	45.5	3	1	7	9	17	291	15	37.0
10)	Pinion, T.B.	55	2486	62	45.2	2	0	6	9	23	236	19	40.2
11)	Colquitt, Min.	54	2435	59	45.1	3	2	6	1	33	321	11	36.7
12)	Lee, Ariz	58	2600	61	44.8	5	0	9	2	22	201	21	39.6
13)	Dixon, NY-G	65	2911	71	44.8	6	1	14	2	25	232	28	38.8
14)	Morstead, N.O.	62	2674	58	43.1	2	0	5	6	20	46	23	41.7
15)	*Hofrichter, Atl.	56	2381	57	42.5	2	0	5	4	26	142	17	39.3

NFC / LEADING PUNTERS, NET AVERAGE

Rank	Player, Team	No	Yards	Lg	Avg	TB	Blk	Dwn	OB	Opp Ret	In Yds	Net 20	Avg
1)	Fox, Det.	59	2897	67	49.1	7	0	11	4	21	116	26	44.8
2)	M. Dickson, Sea.	61	3028	67	49.6	6	0	8	6	28	199	32	44.4
3)	Way, Was.	73	3504	65	48.0	3	0	9	0	36	209	23	44.3
4)	Morstead, N.O.	62	2674	58	43.1	2	0	5	6	20	46	23	41.7
5)	Wishnowsky, S.F.	66	3093	60	46.9	6	1	5	4	23	183	25	41.6
6)	*Charlton, Car.	45	2082	67	46.3	3	0	6	2	18	184	21	40.8
7)	Johnston, Phi.	71	3318	66	46.7	6	1	5	6	41	274	26	40.6
8)	Pinion, T.B.	55	2486	62	45.2	2	0	6	9	23	236	19	40.2
9)	Lee, Ariz	58	2600	61	44.8	5	0	9	2	22	201	21	39.6
10)	O'Donnell, Chi.	64	2924	64	45.7	5	0	10	2	25	294	28	39.5
11)	*Hofrichter, Atl.	56	2381	57	42.5	2	0	5	4	26	142	17	39.3
12)	Hekker, LA-R	68	3099	63	45.6	5	1	9	11	23	297	28	39.2
13)	Dixon, NY-G	65	2911	71	44.8	6	1	14	2	25	232	28	38.8
14)	J. Scott, G.B.	46	2092	62	45.5	3	1	7	9	17	291	15	37.0
15)	Colquitt, Min.	54	2435	59	45.1	3	2	6	1	33	321	11	36.7

NFC / PUNT RETURN LEADERS

Rank	Player, Team	Ret	FC	Yards	Avg	Long	TD
1)	Webster, LA-R	25	17	185	7.4	34	0
2)	*Lamb, Dal.	24	9	172	7.2	27	0
3)	S. Sims, Was.	24	19	160	6.7	22	0
4)	Ward, Phi.	21	22	134	6.4	22	0
5)	Kirk, Ariz	22	10	132	6.0	24	0
6)	Cooper, Car.	20	18	117	5.9	20	0

NFC / KICKOFF RETURN LEADERS

Rank	Player, Team	Ret	Yards	Avg	Long	TD
1)	Patterson, Chi.	35	1017	29.1	104t	1
2)	Agnew, Det.	28	783	28.0	71	0
3)	Pollard, Dal.	32	766	23.9	67	0
4)	D. Lewis, NY-G	24	538	22.4	48	0
5)	D. Johnson, Was.	26	573	22.0	46	0
6)	Scott, Phi.	28	590	21.1	46	0

WEEK 17 / THROUGH SUNDAY, JANUARY 3, 2021**NFC / LEADERS IN INTERCEPTIONS**

Rank	Player, Team	Int	Yards	Avg	Long	TD
1t)	Diggs, Sea.	5	57	11.4	32	0
1t)	H. Smith, Min.	5	33	6.6	16	0
3t)	C. Davis, T.B.	4	42	10.5	34	0
3t)	D. Williams, LA-R	4	21	5.3	19	0
3t)	Savage, G.B.	4	13	3.3	9	0
3t)	Fuller, Was.	4	0	0.0	0	0
7t)	Hill, LA-R	3	119	39.7	84t	2
7t)	Jackson, Car.	3	110	36.7	66	0
7t)	*Curl, Was.	3	88	29.3	76t	1
7t)	M. Jenkins, N.O.	3	58	19.3	48	0
7t)	J. Jenkins, N.O.	3	53	17.7	36t	1
7t)	*Fuller, LA-R	3	45	15.0	37	0
7t)	*Diggs, Dal.	3	43	14.3	33	0
7t)	M. Williams, N.O.	3	37	12.3	20	0
7t)	Wreh-Wilson, Atl.	3	26	8.7	23	0
7t)	Wilson, Min.	3	23	7.7	16	0
7t)	Shaqui. Griffin, Sea.	3	20	6.7	16	0
7t)	Bradberry, NY-G	3	19	6.3	19	0
7t)	Kirkpatrick, Ariz	3	13	4.3	13	0
7t)	P. Peterson, Ariz	3	7	2.3	7	0
7t)	Kendricks, Min.	3	0	0.0	0	0

NFC / LEADERS IN SACKS

Rank	Player, Team	Sacks
1t)	Donald, LA-R (DE)	13.5
1t)	Hendrickson, N.O. (DE)	13.5
3t)	Reddick, Ariz (LB)	12.5
3t)	Z. Smith, G.B. (LB)	12.5
5)	L. Williams, NY-G (DE)	11.5
6)	Floyd, LA-R (LB)	10.5
7)	R. Okwara, Det. (DE)	10.0
8t)	J. Adams, Sea. (DB)	9.5
8t)	Pierre-Paul, T.B. (LB)	9.5
10t)	Burns, Car. (DE)	9.0
10t)	K. Mack, Chi. (LB)	9.0
10t)	Sweat, Was. (DE)	9.0
10t)	White, T.B. (LB)	9.0
14)	Hyder, S.F. (DE)	8.5
15t)	Barrett, T.B. (LB)	8.0
15t)	Graham, Phi. (DE)	8.0
17t)	Jordan, N.O. (DE)	7.5
17t)	*Young, Was. (DE)	7.5
19)	Gardeck, Ariz (LB)	7.0
20t)	Cox, Phi. (DT)	6.5
20t)	Lawrence, Dal. (DE)	6.5
20t)	Onyemata, N.O. (DT)	6.5
20t)	J. Reed, Sea. (DT)	6.5
24t)	Dunlap, Cin.-Sea. (DE)	6.0
24t)	Fox, LA-R (DE)	6.0
24t)	Griffen, Dal.-Det. (DE)	6.0
24t)	Mayowa, Sea. (DE)	6.0
24t)	Suh, T.B. (DE)	6.0
24t)	Sweat, Phi. (DE)	6.0
30t)	Barnett, Phi. (DE)	5.5
30t)	Kerrigan, Was. (DE)	5.5
30t)	Obada, Car. (DE)	5.5

WEEK 17 / THROUGH SUNDAY, JANUARY 3, 2021**NFC / FUMBLE RECOVERIES**

Rank	Player, Team	TotRec	OffRec	DefRec
1)	Wentz, Phi.	4	4	0
2t)	Brady, T.B.	3	3	0
2t)	T. Hill, N.O.	3	3	0
2t)	*Hurts, Phi.	3	3	0
2t)	Jones, NY-G	3	3	0
2t)	Kamara, N.O.	3	3	0
2t)	Sherfield, Ariz	3	1	2
2t)	S. Sims, Was.	3	3	0
2t)	Trubisky, Chi.	3	3	0
2t)	Tuioti-Mariner, Atl.	3	1	2
2t)	*Young, Was.	3	0	3
12t)	Alexander, S.F.-N.O.	2	0	2
12t)	Armstrong, Dal.	2	0	2
12t)	Boston, Car.	2	0	2
12t)	Bradbury, Min.	2	2	0
12t)	Brees, N.O.	2	2	0
12t)	*Callaway, N.O.	2	0	2
12t)	*Chinn, Car.	2	0	2
12t)	David, T.B.	2	0	2
12t)	Elliott, Dal.	2	2	0
12t)	Floyd, LA-R	2	0	2
12t)	Foles, Chi.	2	2	0
12t)	Gray, N.O.	2	2	0
12t)	Gurley, Atl.	2	2	0
12t)	M. Harris, S.F.	2	0	2
12t)	*Hartsfield, Car.	2	0	2
12t)	Haskins, Was.	2	2	0
12t)	Haynes, Car.	2	0	2
12t)	Hill, LA-R	2	0	2
12t)	Kelce, Phi.	2	2	0
12t)	K. Mack, Chi.	2	0	2
12t)	McLeod, Phi.	2	0	2
12t)	*Metellus, Min.	2	1	1
12t)	A. Miller, Chi.	2	2	0
12t)	Dav. Moore, Sea.	2	2	0
12t)	Murphy, Ariz	2	0	2
12t)	K. Murray, Ariz	2	2	0
12t)	Obada, Car.	2	0	2
12t)	Pierre-Paul, T.B.	2	0	2
12t)	D. Reed, Sea.	2	1	1
12t)	Reiff, Min.	2	2	0
12t)	Reynolds, LA-R	2	2	0
12t)	Ryan, NY-G	2	0	2
12t)	Singleton, Phi.	2	0	2
12t)	A. Smith, Dal.	2	0	2
12t)	Smith, Was.	2	2	0
12t)	J. Smith, Dal.	2	0	2
12t)	Smith, N.O.	2	2	0
12t)	Z. Smith, G.B.	2	0	2
12t)	*Swain, Sea.	2	1	1
12t)	Warner, S.F.	2	0	2
12t)	Webster, LA-R	2	2	0
12t)	P. Williams, N.O.	2	0	2
12t)	D. Wilson, Dal.	2	0	2
12t)	Wilson, Min.	2	0	2
12t)	*Wright, Was.	2	2	0
12t)	Wright, Sea.	2	0	2

WEEK 17 / THROUGH SUNDAY, JANUARY 3, 2021**NFC / OFFENSIVE FUMBLE RECOVERIES**

Rank	Player, Team	Ret	Yards	Avg	Long	TD
1)	Wentz, Phi.	4	0	0.0	0	0
2t)	Brady, T.B.	3	0	0.0	0	0
2t)	T. Hill, N.O.	3	0	0.0	0	0
2t)	*Hurts, Phi.	3	0	0.0	0	0
2t)	Jones, NY-G	3	0	0.0	0	0
2t)	Kamara, N.O.	3	0	0.0	0	0
2t)	S. Sims, Was.	3	0	0.0	0	0
2t)	Trubisky, Chi.	3	0	0.0	0	0
9t)	Bradbury, Min.	2	2	1.0	2	0
9t)	Gurley, Atl.	2	1	0.5	1	0
9t)	Brees, N.O.	2	0	0.0	0	0
9t)	Elliott, Dal.	2	0	0.0	0	0
9t)	Foles, Chi.	2	0	0.0	0	0
9t)	Gray, N.O.	2	0	0.0	0	0
9t)	Haskins, Was.	2	0	0.0	0	0
9t)	Kelce, Phi.	2	0	0.0	0	0
9t)	A. Miller, Chi.	2	0	0.0	0	0
9t)	Dav. Moore, Sea.	2	0	0.0	0	0
9t)	K. Murray, Ariz	2	0	0.0	0	0
9t)	Reiff, Min.	2	0	0.0	0	0
9t)	Smith, Was.	2	0	0.0	0	0
9t)	Smith, N.O.	2	0	0.0	0	0
9t)	Webster, LA-R	2	0	0.0	0	0
9t)	*Wright, Was.	2	0	0.0	0	0
9t)	Reynolds, LA-R	2	-2	-1.0	8	0

NFC / DEFENSIVE FUMBLE RECOVERIES

Rank	Player, Team	Ret	Yards	Avg	Long	TD
1)	*Young, Was.	3	57	19.0	47t	1
2t)	A. Smith, Dal.	2	78	39.0	78t	1
2t)	Obada, Car.	2	54	27.0	54	0
2t)	McLeod, Phi.	2	50	25.0	53t	1
2t)	*Chinn, Car.	2	45	22.5	28t	2
2t)	J. Smith, Dal.	2	21	10.5	21	0
2t)	Alexander, S.F.-N.O.	2	20	10.0	20	0
2t)	Hill, LA-R	2	20	10.0	20t	1
2t)	Wilson, Min.	2	7	3.5	4	0
2t)	Pierre-Paul, T.B.	2	6	3.0	6	0
2t)	Murphy, Ariz	2	3	1.5	3	0
2t)	Haynes, Car.	2	1	0.5	1	0
2t)	Singleton, Phi.	2	1	0.5	1	0
2t)	Tuioti-Mariner, Atl.	2	1	0.5	1	0
2t)	Armstrong, Dal.	2	0	0.0	0	0
2t)	Boston, Car.	2	0	0.0	0	0
2t)	*Callaway, N.O.	2	0	0.0	0	0
2t)	David, T.B.	2	0	0.0	0	0
2t)	Floyd, LA-R	2	0	0.0	0	0
2t)	M. Harris, S.F.	2	0	0.0	0	0
2t)	*Hartsfield, Car.	2	0	0.0	0	0
2t)	K. Mack, Chi.	2	0	0.0	0	0
2t)	Ryan, NY-G	2	0	0.0	0	0
2t)	Sherfield, Ariz	2	0	0.0	0	0
2t)	Z. Smith, G.B.	2	0	0.0	0	0
2t)	Warner, S.F.	2	0	0.0	0	0
2t)	P. Williams, N.O.	2	0	0.0	0	0
2t)	D. Wilson, Dal.	2	0	0.0	0	0
2t)	Wright, Sea.	2	0	0.0	0	0

WEEK 17 / THROUGH SUNDAY, JANUARY 3, 2021

NFL / LEADING PASSERS

Player, Team	Att	Comp	Pct		Avg		Pct			Pct Rating	
			Comp	Yds	Gain	TD	TD	Long	Int	Int	Points
Rodgers, G.B.	526	372	70.7	4299	8.17	48	9.1	78t	5	1.0	121.5
Watson, Hou.	544	382	70.2	4823	8.87	33	6.1	77t	7	1.3	112.4
Mahomes, K.C.	588	390	66.3	4740	8.06	38	6.5	75t	6	1.0	108.2
Allen, Buf.	572	396	69.2	4544	7.94	37	6.5	55	10	1.7	107.2
Tannehill, Ten.	481	315	65.5	3819	7.94	33	6.9	75t	7	1.5	106.5
Brees, N.O.	390	275	70.5	2942	7.54	24	6.2	52t	6	1.5	106.4
Wilson, Sea.	558	384	68.8	4212	7.55	40	7.2	62	13	2.3	105.1
Cousins, Min.	516	349	67.6	4265	8.27	35	6.8	71t	13	2.5	105.0
Brady, T.B.	610	401	65.7	4633	7.60	40	6.6	50	12	2.0	102.2
Carr, L.V.	517	348	67.3	4103	7.94	27	5.2	85t	9	1.7	101.4
Jackson, Bal.	376	242	64.4	2757	7.33	26	6.9	47	9	2.4	99.3
*Herbert, LA-C	595	396	66.6	4336	7.29	31	5.2	72t	10	1.7	98.3
Rivers, Ind.	543	369	68.0	4169	7.68	24	4.4	55	11	2.0	97.0
Stafford, Det.	528	339	64.2	4084	7.73	26	4.9	73	10	1.9	96.3
Mayfield, Cle.	486	305	62.8	3563	7.33	26	5.3	75t	8	1.6	95.9
Minshew, Jac.	327	216	66.1	2259	6.91	16	4.9	51	5	1.5	95.9
Fitzpatrick, Mia.	267	183	68.5	2091	7.83	13	4.9	70	8	3.0	95.6
K. Murray, Ariz	558	375	67.2	3971	7.12	26	4.7	80t	12	2.2	94.3
Roethlisberger, Pit.	608	399	65.6	3803	6.25	33	5.4	84t	10	1.6	94.1
Trubisky, Chi.	297	199	67.0	2055	6.92	16	5.4	53	8	2.7	93.5
Ryan, Atl.	626	407	65.0	4581	7.32	26	4.2	63	11	1.8	93.3
Bridgewater, Car.	492	340	69.1	3733	7.59	15	3.0	75t	11	2.2	92.1
Goff, LA-R	552	370	67.0	3952	7.16	20	3.6	56t	13	2.4	90.0
*Burrow, Cin.	404	264	65.3	2688	6.65	13	3.2	67	5	1.2	89.8
Dalton, Dal.	333	216	64.9	2169	6.51	14	4.2	69	8	2.4	87.3
*Tagovailoa, Mia.	290	186	64.1	1814	6.26	11	3.8	35	5	1.7	87.1
Mullens, S.F.	326	211	64.7	2437	7.48	12	3.7	49	12	3.7	84.1
Newton, N.E.	368	242	65.8	2657	7.22	8	2.2	50	10	2.7	82.9
Foles, Chi.	312	202	64.7	1852	5.94	10	3.2	50	8	2.6	80.8
Jones, NY-G	448	280	62.5	2943	6.57	11	2.5	53	10	2.2	80.4
Smith, Was.	252	168	66.7	1582	6.28	6	2.4	68t	8	3.2	78.5
Lock, Den.	443	254	57.3	2933	6.62	16	3.6	92t	15	3.4	75.4
Haskins, Was.	241	148	61.4	1439	5.97	5	2.1	50	7	2.9	73.0
Wentz, Phi.	437	251	57.4	2620	6.00	16	3.7	59	15	3.4	72.8
Darnold, NY-J	364	217	59.6	2208	6.07	9	2.5	69t	11	3.0	72.7

NFL / LEADING PASSERS, RANKS

Player, Team	Att	Comp	Pct		Avg		Pct			Pct Rating	
			Comp	Yds	Gain	TD	TD	Long	Int	Int	Points
Rodgers, G.B.	13	10	1	7	3	1	1		1t	1	1
Watson, Hou.	10	8	3	1	1	7t	10		7t	4	2
Mahomes, K.C.	5	6	16	2	4	4	8		5t	2	3
Allen, Buf.	6	4t	4	5	5	5	7		18t	13	4
Tannehill, Ten.	18	17	21	15	6	7t	4		7t	5	5
Brees, N.O.	23	20	2	20	14	17t	9		5t	7	6
Wilson, Sea.	7t	7	6	9	13	2t	2		31t	21	7
Cousins, Min.	15	13	9	8	2	6	5		31t	25	8
Brady, T.B.	2	2	19	3	11	2t	6		28t	16	9
Carr, L.V.	14	14	10	11	7	11	14		16t	12	10
Jackson, Bal.	24	24t	27	22	16	12t	3		16t	23	11
*Herbert, LA-C	4	4t	15	6	19	10	15		18t	10	12
Rivers, Ind.	11	12	8	10	10	17t	20		24t	17	13
Stafford, Det.	12	16	28	12	9	12t	16		18t	15	14
Mayfield, Cle.	17	18	30	18	17	12t	13		10t	9	15
Minshew, Jac.	28	27t	17	27	24	20t	17		1t	6	16
Fitzpatrick, Mia.	33	33	7	30	8	26t	18		10t	30	17
K. Murray, Ariz	7t	9	11	13	22	12t	19		28t	18	18
Roethlisberger, Pit.	3	3	20	16	31	7t	11		18t	8	19
Trubisky, Chi.	31	31	13	31	23	20t	12		10t	27	20
Ryan, Atl.	1	1	23	4	18	12t	22		24t	14	21
Bridgewater, Car.	16	15	5	17	12	24	30		24t	20	22
Goff, LA-R	9	11	12	14	21	19	26		31t	22	23
*Burrow, Cin.	22	21	22	23	25	26t	28		1t	3	24
Dalton, Dal.	27	27t	24	29	28	25	21		10t	24	25
*Tagovailoa, Mia.	32	32	29	34	30	29t	23		1t	11	26
Mullens, S.F.	29	29	26	26	15	28	24		28t	35	27
Newton, N.E.	25	24t	18	24	20	34	34		18t	28	28
Foles, Chi.	30	30	25	33	35	31	29		10t	26	29
Jones, NY-G	19	19	31	19	27	29t	32		18t	19	30
Smith, Was.	34	34	14	35	29	37t	33		10t	32	31
Lock, Den.	20	22	35	21	26	20t	27		34t	33	32
Haskins, Was.	35	36	32	36	34	41t	35		7t	29	33
Wentz, Phi.	21	23	34	25	33	20t	25		34t	34	34
Darnold, NY-J	26	26	33	28	32	32t	31		24t	31	35

WEEK 17 / THROUGH SUNDAY, JANUARY 3, 2021

NFL / FOURTH-QUARTER PASSING LEADERS

Rank	Player, Team	Att	Comp	Comp%	Yards	YPA	TD	TD%	Int	Int%	Rating
1)	Brees, N.O.	87	67	77.0	744	8.55	7	8.0	0	0.0	128.7
2)	Watson, Hou.	149	106	71.1	1415	9.50	13	8.7	2	1.3	124.4
3)	Brady, T.B.	134	92	68.7	1130	8.43	12	9.0	1	0.7	121.2
4)	Jackson, Bal.	66	45	68.2	532	8.06	5	7.6	0	0.0	117.7
5)	Cousins, Min.	142	97	68.3	1146	8.07	13	9.2	2	1.4	117.3
6)	Mahomes, K.C.	124	85	68.5	1017	8.20	11	8.9	2	1.6	116.2
7)	Allen, Buf.	114	80	70.2	1081	9.48	8	7.0	3	2.6	112.5
8)	*Tagovailoa, Mia.	65	50	76.9	478	7.35	4	6.2	1	1.5	110.9
9)	Roethlisberger, Pit.	147	109	74.1	959	6.52	12	8.2	3	2.0	109.8
10)	Rodgers, G.B.	111	79	71.2	876	7.89	6	5.4	1	0.9	108.5
11)	Beathard, S.F.	52	34	65.4	387	7.44	3	5.8	0	0.0	106.8
12)	Goff, LA-R	115	75	65.2	857	7.45	7	6.1	1	0.9	104.1
13)	Tannehill, Ten.	136	90	66.2	892	6.56	10	7.4	2	1.5	102.9
14)	*Burrow, Cin.	106	74	69.8	738	6.96	6	5.7	2	1.9	100.3
15)	Newton, N.E.	97	65	67.0	748	7.71	3	3.1	1	1.0	96.1
16)	Wilson, Sea.	147	92	62.6	1105	7.52	11	7.5	6	4.1	93.5
17)	Mayfield, Cle.	90	51	56.7	639	7.10	6	6.7	2	2.2	91.9
18)	Prescott, Dal.	88	57	64.8	631	7.17	4	4.5	2	2.3	91.6
19)	Carr, L.V.	125	82	65.6	870	6.96	7	5.6	4	3.2	91.1
20)	Mullens, S.F.	132	89	67.4	1055	7.99	6	4.5	5	3.8	90.9
21)	Trubisky, Chi.	75	48	64.0	450	6.00	6	8.0	3	4.0	90.4
22)	Minschew, Jac.	125	75	60.0	789	6.31	7	5.6	2	1.6	90.4
23)	Bridgewater, Car.	133	94	70.7	1129	8.49	1	0.8	3	2.3	89.5
24)	Foles, Chi.	124	77	62.1	697	5.62	7	5.6	2	1.6	89.3
25)	Haskins, Was.	63	40	63.5	435	6.90	2	3.2	1	1.6	87.7
26)	K. Murray, Ariz	130	80	61.5	888	6.83	7	5.4	4	3.1	87.0
27)	Stafford, Det.	158	98	62.0	1098	6.95	5	3.2	3	1.9	85.4
28)	Ryan, Atl.	176	108	61.4	1256	7.14	7	4.0	6	3.4	82.0
29)	Rivers, Ind.	143	93	65.0	947	6.62	4	2.8	4	2.8	81.5
30)	Glennon, Jac.	50	28	56.0	309	6.18	1	2.0	0	0.0	81.2
31)	*Herbert, LA-C	151	99	65.6	962	6.37	4	2.6	4	2.6	81.1
32)	Fitzpatrick, Mia.	78	51	65.4	578	7.41	3	3.8	4	5.1	78.9
33)	Dalton, Dal.	92	58	63.0	500	5.43	4	4.3	3	3.3	78.2
34)	Wentz, Phi.	130	70	53.8	725	5.58	8	6.2	4	3.1	77.9
35)	Jones, NY-G	143	82	57.3	809	5.66	4	2.8	2	1.4	76.9
36)	Lock, Den.	134	75	56.0	1007	7.51	8	6.0	8	6.0	75.1
37)	Smith, Was.	71	41	57.7	433	6.10	2	2.8	3	4.2	67.4
38)	Flacco, NY-J	48	22	45.8	230	4.79	1	2.1	1	2.1	58.5
39)	Darnold, NY-J	90	49	54.4	378	4.20	1	1.1	3	3.3	54.8
40)	*Hurts, Phi.	51	24	47.1	315	6.18	1	2.0	3	5.9	49.1

NFL / THIRD-DOWN PASSING LEADERS

Rank	Player, Team	Att	Comp	Comp%	Yards	YPA	TD	TD%	Int	Int%	Rating
1)	Mahomes, K.C.	128	80	62.5	1139	8.90	11	8.6	1	0.8	116.6
2)	Rodgers, G.B.	135	86	63.7	1328	9.84	12	8.9	4	3.0	113.4
3)	Brady, T.B.	152	93	61.2	1072	7.05	14	9.2	1	0.7	110.4
4)	Carr, L.V.	136	87	64.0	1251	9.20	9	6.6	3	2.2	106.6
5)	Allen, Buf.	112	75	67.0	829	7.40	7	6.3	2	1.8	102.1
6)	*Herbert, LA-C	156	98	62.8	1164	7.46	14	9.0	6	3.8	99.4
7)	Cousins, Min.	117	75	64.1	884	7.56	8	6.8	3	2.6	99.1
8)	Ryan, Atl.	148	93	62.8	1013	6.84	8	5.4	2	1.4	95.4
9)	Jackson, Bal.	94	57	60.6	676	7.19	8	8.5	4	4.3	93.2
10)	Goff, LA-R	147	96	65.3	1155	7.86	6	4.1	4	2.7	91.5
11)	Brees, N.O.	97	64	66.0	689	7.10	5	5.2	3	3.1	91.0
12)	Jones, NY-G	121	80	66.1	860	7.11	4	3.3	2	1.7	90.9
13)	Stafford, Det.	130	81	62.3	1117	8.59	5	3.8	4	3.1	89.8
14)	Rivers, Ind.	135	86	63.7	1029	7.62	7	5.2	5	3.7	88.8
15)	Watson, Hou.	128	75	58.6	1063	8.30	5	3.9	3	2.3	88.8
16)	Bridgewater, Car.	121	81	66.9	944	7.80	3	2.5	3	2.5	88.3
17)	Tannehill, Ten.	128	74	57.8	743	5.80	7	5.5	2	1.6	86.2
18)	Roethlisberger, Pit.	166	104	62.7	1048	6.31	7	4.2	4	2.4	84.6
19)	Wilson, Sea.	122	74	60.7	791	6.48	7	5.7	5	4.1	81.7
20)	Wentz, Phi.	98	54	55.1	628	6.41	3	3.1	2	2.0	76.4
21)	Mayfield, Cle.	125	69	55.2	751	6.01	6	4.8	4	3.2	75.8
22)	*Burrow, Cin.	91	55	60.4	639	7.02	2	2.2	3	3.3	75.3
23)	Newton, N.E.	85	55	64.7	520	6.12	2	2.4	3	3.5	74.6
24)	K. Murray, Ariz	135	75	55.6	816	6.04	7	5.2	6	4.4	72.3
25)	Mullens, S.F.	80	46	57.5	513	6.41	5	6.3	5	6.3	71.5
26)	Lock, Den.	122	69	56.6	866	7.10	3	2.5	5	4.1	69.9
27)	Darnold, NY-J	112	59	52.7	663	5.92	6	5.4	5	4.5	69.9
28)	Foles, Chi.	82	42	51.2	356	4.34	4	4.9	2	2.4	69.0

WEEK 17 / THROUGH SUNDAY, JANUARY 3, 2021**NFL / LEADING RUSHERS**

Rank	Player, Team	Att	Yards	Avg	Long	TD
1)	Henry, Ten.	378	2027	5.4	94t	17
2)	Cook, Min.	312	1557	5.0	70t	16
3)	*Taylor, Ind.	232	1169	5.0	62t	11
4)	Jones, G.B.	201	1104	5.5	77t	9
5t)	Montgomery, Chi.	247	1070	4.3	80t	8
5t)	*J. Robinson, Jac.	240	1070	4.5	47	7
7)	Chubb, Cle.	190	1067	5.6	59	12
8)	Jacobs, L.V.	273	1065	3.9	28t	12
9)	Jackson, Bal. (QB)	159	1005	6.3	50t	7
10)	Gordon, Den.	215	986	4.6	65	9
11)	Elliott, Dal.	244	979	4.0	31	6
12)	Jones, T.B.	192	978	5.1	98t	7
13)	Drake, Ariz	239	955	4.0	69t	10
14)	Kamara, N.O.	187	932	5.0	49	16
15)	Sanders, Phi.	164	867	5.3	82t	6
16)	Hunt, Cle.	198	841	4.2	33	6
17)	K. Murray, Ariz (QB)	133	819	6.2	48	11
18)	*Dobbins, Bal.	134	805	6.0	72t	9
19)	*Edwards-Helaire, K.C.	181	803	4.4	31	4
20)	*A. Gibson, Was.	170	795	4.7	40	11
21)	Edwards, Bal.	144	723	5.0	36	6
22)	Conner, Pit.	169	721	4.3	59	6
23t)	Harris, N.E.	137	691	5.0	41	2
23t)	Da. Johnson, Hou.	147	691	4.7	48	6
25)	Singleton, Buf.	156	687	4.4	51t	2
26)	Gallman, NY-G	147	682	4.6	60	6
27)	Carson, Sea.	141	681	4.8	29t	5
28)	Gurley, Atl.	195	678	3.5	35t	9
29)	Murray, N.O.	146	656	4.5	36t	4
30)	Gore, NY-J	187	653	3.5	17	2

NFL / THIRD-AND-ONE RUSHING LEADERS

Rank	Player, Team	Att	FD	Pct
1t)	Barber, Was.	9	9	100.0
1t)	Jones, T.B.	7	7	100.0
1t)	Chubb, Cle.	6	6	100.0
1t)	Murray, N.O.	6	6	100.0
1t)	Brissett, Ind.	5	5	100.0
1t)	Lock, Den.	5	5	100.0
1t)	McKissic, Was.	5	5	100.0
1t)	Bra. Allen, Cin.	4	4	100.0
1t)	Armah, Car.	4	4	100.0
1t)	*Burrow, Cin.	4	4	100.0
1t)	Kamara, N.O.	4	4	100.0
1t)	Yeldon, Buf.	4	4	100.0
13)	Edwards, Bal.	16	15	93.8
14)	Newton, N.E.	13	12	92.3
15)	J. Williams, G.B.	9	8	88.9
16)	Gurley, Atl.	8	7	87.5
17t)	Brown, LA-R	7	6	85.7
17t)	Hunt, Cle.	7	6	85.7
17t)	Wentz, Phi.	7	6	85.7
20)	Carson, Sea.	6	5	83.3
21)	Drake, Ariz	11	9	81.8
22t)	Bernard, Cin.	5	4	80.0
22t)	*Tagovailoa, Mia.	5	4	80.0
22t)	Tannehill, Ten.	5	4	80.0
22t)	Watson, Hou.	5	4	80.0
26t)	Elliott, Dal.	14	11	78.6
26t)	Henry, Ten.	14	11	78.6
28t)	T. Hill, N.O.	9	7	77.8
28t)	Montgomery, Chi.	9	7	77.8
28t)	*Moss, Buf.	9	7	77.8
31)	Conner, Pit.	7	5	71.4
32)	Da. Johnson, Hou.	10	7	70.0
33t)	Snell, Pit.	12	8	66.7
33t)	*J. Robinson, Jac.	9	6	66.7
33t)	Gordon, Den.	6	4	66.7
33t)	Juszczyk, S.F.	6	4	66.7
37)	Cook, Min.	14	9	64.3
38)	Ballage, NY-J-LA-C	8	5	62.5
39)	*Kelley, LA-C	10	6	60.0
40)	Allen, Buf.	10	5	50.0
41)	Jacobs, L.V.	11	5	45.5

WEEK 17 / THROUGH SUNDAY, JANUARY 3, 2021**NFL / LEADERS IN RECEPTIONS**

Rank	Player, Team	Rec	Yards	Avg	Long	TD
1)	Diggs, Buf.	127	1535	12.1	55	8
2t)	Hopkins, Ariz	115	1407	12.2	60	6
2t)	D. Adams, G.B.	115	1374	11.9	56t	18
4)	Waller, L.V. (TE)	107	1196	11.2	38t	9
5)	Kelce, K.C. (TE)	105	1416	13.5	45	11
6)	Robinson, Chi.	102	1250	12.3	42	6
7t)	Lockett, Sea.	100	1054	10.5	47t	10
7t)	Allen, LA-C	100	992	9.9	28	8
9)	Smith-Schuster, Pit.	97	831	8.6	31t	9
10)	Anderson, Car.	95	1096	11.5	75t	3
11t)	Cooper, Dal.	92	1114	12.1	69	5
11t)	Kupp, LA-R	92	974	10.6	55t	3
13t)	Ridley, Atl.	90	1374	15.3	63	9
13t)	Woods, LA-R	90	936	10.4	56t	6
15t)	*Jefferson, Min.	88	1400	15.9	71t	7
15t)	D. Johnson, Pit.	88	923	10.5	47	7
17t)	T. Hill, K.C.	87	1276	14.7	75t	15
17t)	McLaurin, Was.	87	1118	12.9	68t	4
19t)	Metcalf, Sea.	83	1303	15.7	62	10
19t)	Kamara, N.O. (RB)	83	756	9.1	52t	5
21)	Beasley, Buf.	82	967	11.8	35	4
22)	Cooks, Hou.	81	1150	14.2	57t	6
23)	McKissic, Was. (RB)	80	589	7.4	29t	2
24)	Boyd, Cin.	79	841	10.6	72t	4
25)	Samuel, Car.	77	851	11.1	44	3
26)	M. Jones, Det.	76	978	12.9	43t	9
27t)	*Lamb, Dal.	74	935	12.6	52t	5
27t)	Thielen, Min.	74	925	12.5	51	14
29t)	Landry, Cle.	72	840	11.7	32	3
29t)	Gage, Atl.	72	786	10.9	35	4
29t)	L. Thomas, Was. (TE)	72	670	9.3	30	6
32t)	A. Brown, Ten.	70	1075	15.4	73t	11
32t)	M. Evans, T.B.	70	1006	14.4	50	13
34t)	*Higgins, Cin.	67	908	13.6	67	6
34t)	Hockenson, Det. (TE)	67	723	10.8	51	6
36t)	Moore, Car.	66	1193	18.1	74t	4
36t)	Shepard, NY-G	66	656	9.9	29	3
38t)	C. Davis, Ten.	65	984	15.1	75t	5
38t)	Godwin, T.B.	65	840	12.9	47	7

NFL / RECEIVING YARDAGE LEADERS

Rank	Player, Team	Yards	Rec	Avg	Long	TD
1)	Diggs, Buf.	1535	127	12.1	55	8
2)	Kelce, K.C. (TE)	1416	105	13.5	45	11
3)	Hopkins, Ariz	1407	115	12.2	60	6
4)	*Jefferson, Min.	1400	88	15.9	71t	7
5t)	D. Adams, G.B.	1374	115	11.9	56t	18
5t)	Ridley, Atl.	1374	90	15.3	63	9
7)	Metcalf, Sea.	1303	83	15.7	62	10
8)	T. Hill, K.C.	1276	87	14.7	75t	15
9)	Robinson, Chi.	1250	102	12.3	42	6
10)	Waller, L.V. (TE)	1196	107	11.2	38t	9
11)	Moore, Car.	1193	66	18.1	74t	4
12)	Cooks, Hou.	1150	81	14.2	57t	6
13)	McLaurin, Was.	1118	87	12.9	68t	4
14)	Cooper, Dal.	1114	92	12.1	69	5
15)	Anderson, Car.	1096	95	11.5	75t	3
16)	A. Brown, Ten.	1075	70	15.4	73t	11
17)	Lockett, Sea.	1054	100	10.5	47t	10
18)	M. Evans, T.B.	1006	70	14.4	50	13
19)	Allen, LA-C	992	100	9.9	28	8
20)	C. Davis, Ten.	984	65	15.1	75t	5
21)	M. Jones, Det.	978	76	12.9	43t	9
22)	Kupp, LA-R	974	92	10.6	55t	3
23)	Beasley, Buf.	967	82	11.8	35	4
24)	Woods, LA-R	936	90	10.4	56t	6
25)	*Lamb, Dal.	935	74	12.6	52t	5
26)	Thielen, Min.	925	74	12.5	51	14
27)	D. Johnson, Pit.	923	88	10.5	47	7
28)	*Higgins, Cin.	908	67	13.6	67	6
29)	Agholor, L.V.	896	48	18.7	85t	8
30)	Fuller, Hou.	879	53	16.6	77t	8

WEEK 17 / THROUGH SUNDAY, JANUARY 3, 2021**NFL / THIRD-DOWN RECEIVING LEADERS**

Rank	Player, Team	Rec	Yards	Avg	Long	TD
1)	Allen, LA-C	33	353	10.7	28	6
2)	Smith-Schuster, Pit.	32	268	8.4	26	4
3)	D. Adams, G.B.	29	405	14.0	49	4
4t)	Hopkins, Ariz	28	355	12.7	60	4
4t)	Waller, L.V. (TE)	28	354	12.6	29	1
4t)	Samuel, Car.	28	348	12.4	44	1
4t)	Diggs, Buf.	28	278	9.9	23	1
8)	Gage, Atl.	27	303	11.2	27	1
9t)	*Lamb, Dal.	26	379	14.6	52t	2
9t)	Kupp, LA-R	26	368	14.2	55t	1
11)	Kelce, K.C. (TE)	25	394	15.8	44	2
12)	Engram, NY-G (TE)	23	262	11.4	53	0
13t)	*Claypool, Pit.	22	375	17.0	41	2
13t)	Ridley, Atl.	22	320	14.5	39t	4
13t)	D. Johnson, Pit.	22	207	9.4	41	1
16t)	*Jefferson, Min.	20	333	16.7	54	1
16t)	Metcalfe, Sea.	20	258	12.9	52	1
16t)	McKissic, Was. (RB)	20	152	7.6	26	0
19t)	T. Hill, K.C.	19	291	15.3	44t	5
19t)	Crowder, NY-J	19	282	14.8	69t	4
19t)	Boyd, Cin.	19	264	13.9	72t	3
19t)	M. Jones, Det.	19	251	13.2	27t	3
19t)	McLaurin, Was.	19	248	13.1	33	1
19t)	Woods, LA-R	19	208	10.9	31	3
19t)	Robinson, Chi.	19	206	10.8	24	0
19t)	Firkser, Ten. (TE)	19	157	8.3	20	0
27t)	*Jeudy, Den.	18	342	19.0	92t	2
27t)	A. Brown, Ten.	18	240	13.3	40t	3
27t)	Tate, NY-G	18	219	12.2	39	0
27t)	Hockenson, Det. (TE)	18	199	11.1	35	0
27t)	Henry, LA-C (TE)	18	173	9.6	19	2

WEEK 17 / THROUGH SUNDAY, JANUARY 3, 2021**NFL / LEADING SCORERS, NONKICKERS**

Rank	Player, Team	TD	Rush	Rec	Ret	X2	Pts
1)	Kamara, N.O. (RB)	21	16	5	0	0	126
2t)	D. Adams, G.B. (WR)	18	0	18	0	0	108
2t)	Cook, Min. (RB)	17	16	1	0	3	108
4)	Henry, Ten. (RB)	17	17	0	0	1	104
5)	T. Hill, K.C. (WR)	17	2	15	0	0	102
6)	Thielen, Min. (WR)	14	0	14	0	1	86
7t)	M. Evans, T.B. (WR)	13	0	13	0	0	78
7t)	Newton, N.E. (QB)	13	12	1	0	0	78
9t)	A. Brown, Ten. (WR)	12	0	11	1	0	72
9t)	Chubb, Cle. (RB)	12	12	0	0	0	72
9t)	Jacobs, L.V. (RB)	12	12	0	0	0	72
9t)	*Taylor, Ind. (RB)	12	11	1	0	0	72
13)	Kelce, K.C. (TE)	11	0	11	0	1	68
14t)	*Claypool, Pit. (WR)	11	2	9	0	0	66
14t)	*A. Gibson, Was. (RB)	11	11	0	0	0	66
14t)	Hunt, Cle. (RB)	11	6	5	0	0	66
14t)	Jones, G.B. (RB)	11	9	2	0	0	66
14t)	K. Murray, Ariz (QB)	11	11	0	0	0	66
14t)	Tonyan, G.B. (TE)	11	0	11	0	0	66
20t)	Montgomery, Chi. (RB)	10	8	2	0	1	62
20t)	*J. Robinson, Jac. (RB)	10	7	3	0	1	62
22t)	Drake, Ariz (RB)	10	10	0	0	0	60
22t)	Gordon, Den. (RB)	10	9	1	0	0	60
22t)	Lockett, Sea. (WR)	10	0	10	0	0	60
22t)	Metcalf, Sea. (WR)	10	0	10	0	0	60
22t)	*Swift, Det. (RB)	10	8	2	0	0	60
22t)	Wilson, S.F. (RB)	10	7	3	0	0	60
28)	*Dobbins, Bal. (RB)	9	9	0	0	2	58
29t)	Ridley, Atl. (WR)	9	0	9	0	1	56
29t)	Smith-Schuster, Pit. (WR)	9	0	9	0	1	56
29t)	Waller, L.V. (TE)	9	0	9	0	1	56

WEEK 17 / THROUGH SUNDAY, JANUARY 3, 2021**NFL / LEADING SCORERS, KICKERS**

Rank	Player, Team	PAT	FG	Pct	Long	Pts
1t)	Carlson, L.V.	45/47	33/35	.943	54	144
1t)	Koo, Atl.	33/36	37/39	.949	54	144
1t)	Sanders, Mia.	36/36	36/39	.923	56	144
4)	*Bass, Buf.	57/59	28/34	.824	58	141
5)	*Blankenship, Ind.	43/45	32/37	.865	53	139
6)	Succop, T.B.	52/57	28/31	.903	50	136
7)	Zuerlein, Dal.	33/36	34/41	.829	59	135
8)	Tucker, Bal.	52/53	26/29	.897	55	130
9t)	Lutz, N.O.	57/58	23/28	.821	53	126
9t)	Santos, Chi.	36/37	30/32	.938	55	126
11)	Butker, K.C.	48/54	25/27	.926	58	123
12)	Myers, Sea.	49/53	24/24	1.000	61	121
13)	Slye, Car.	33/36	29/36	.806	56	120
14)	Fairbairn, Hou.	37/40	27/31	.871	54	118
15)	Gano, NY-G	21/23	31/32	.969	55	114
16)	Hopkins, Was.	30/32	27/34	.794	51	111
17t)	Badgley, LA-C	36/39	24/33	.727	53	108
17t)	Folk, N.E.	30/33	26/28	.929	51	108
17t)	McManus, Den.	24/27	28/34	.824	58	108
20)	Crosby, G.B.	59/63	16/16	1.000	57	107
21)	Prater, Det.	38/41	21/28	.750	59	101
22t)	Gostkowski, Ten.	46/48	18/26	.692	55	100
22t)	Parkey, Cle.	43/47	19/22	.864	46	100
24)	Gould, S.F.	36/38	19/23	.826	52	93
25)	Boswell, Pit.	34/38	19/20	.950	59	91
26)	Bullock, Cin.	24/25	21/26	.808	55	87
27)	Gonzalez, Ariz	38/39	16/22	.727	56	86
28)	D. Bailey, Min.	37/43	15/22	.682	53	82
29)	Elliott, Phi.	24/26	14/19	.737	54	66
30)	Gay, Ind.-LA-R	16/16	14/16	.875	51	58
31)	*Sloman, LA-R-Ten.	23/26	10/13	.769	47	53
32)	Ficken, NY-J	12/15	13/15	.867	54	51
33)	Rosas, Jac.	9/ 9	8/11	.727	54	33
34)	Castillo, NY-J	6/ 7	8/13	.615	55	30
35)	Nugent, Ariz	7/ 7	7/ 8	.875	43	28

NFL / TOUCHBACKS ON KICKOFFS

Rank	Player, Team	TB
1)	Pinion, T.B.	85
2)	Butker, K.C.	72
3t)	*Bass, Buf.	71
3t)	Lutz, N.O.	71
3t)	Slye, Car.	71
6t)	Hopkins, Was.	65
6t)	Tucker, Bal.	65
8)	Sanders, Mia.	64
9)	Carlson, L.V.	61
10)	Zuerlein, Dal.	60
11)	McManus, Den.	54
12)	D. Bailey, Min.	53
13t)	Fairbairn, Hou.	52
13t)	Myers, Sea.	52
15)	Gostkowski, Ten.	51
16)	Long, LA-C	49
17)	Crosby, G.B.	48
18)	Elliott, Phi.	46
19)	Parkey, Cle.	45
20)	Boswell, Pit.	44
21)	Bullock, Cin.	43
22t)	Bailey, N.E.	42
22t)	Santos, Chi.	42
22t)	Wishnowsky, S.F.	42
25)	Gonzalez, Ariz	36
26)	Sanchez, Ind.	33
27)	Gano, NY-G	30
28t)	Gay, Ind.-LA-R	28
28t)	Koo, Atl.	28
30)	Cooke, Jac.	25
31)	*Sloman, LA-R-Ten.	24
32)	Fox, Det.	19
33)	Ficken, NY-J	18
34t)	*Hofrichter, Atl.	16
34t)	*Mann, NY-J	16
36)	Rosas, Jac.	15
37t)	*Blankenship, Ind.	13
37t)	Seibert, Cle.-Cin.	13

WEEK 17 / THROUGH SUNDAY, JANUARY 3, 2021**NFL / MOST YARDS FROM SCRIMMAGE**

Rank	Player, Team	Total			Rushing			Receiving		
		Yards	Att+Rec	Avg	Yards	Att	Avg	Yards	Rec	Avg
1)	Henry, Ten. (RB)	2141	397	5.4	2027	378	5.4	114	19	6.0
2)	Cook, Min. (RB)	1918	356	5.4	1557	312	5.0	361	44	8.2
3)	Kamara, N.O. (RB)	1688	270	6.3	932	187	5.0	756	83	9.1
4)	Diggs, Buf. (WR)	1536	128	12.0	1	1	1.0	1535	127	12.1
5)	Montgomery, Chi. (RB)	1508	301	5.0	1070	247	4.3	438	54	8.1
6)	*Taylor, Ind. (RB)	1468	268	5.5	1169	232	5.0	299	36	8.3
7)	Jones, G.B. (RB)	1459	248	5.9	1104	201	5.5	355	47	7.6
8)	Kelce, K.C. (TE)	1416	105	13.5	0	0	---	1416	105	13.5
9)	*J. Robinson, Jac. (RB)	1414	289	4.9	1070	240	4.5	344	49	7.0
10)	Hopkins, Ariz (WR)	1408	116	12.1	1	1	1.0	1407	115	12.2
11)	*Jefferson, Min. (WR)	1402	89	15.8	2	1	2.0	1400	88	15.9
12)	T. Hill, K.C. (WR)	1399	100	14.0	123	13	9.5	1276	87	14.7
13)	Ridley, Atl. (WR)	1375	95	14.5	1	5	0.2	1374	90	15.3
14)	D. Adams, G.B. (WR)	1374	115	11.9	0	0	---	1374	115	11.9
15)	Elliott, Dal. (RB)	1317	296	4.4	979	244	4.0	338	52	6.5
16t)	Jacobs, L.V. (RB)	1303	306	4.3	1065	273	3.9	238	33	7.2
16t)	Metcalfe, Sea. (WR)	1303	83	15.7	0	0	---	1303	83	15.7
18)	Robinson, Chi. (WR)	1249	103	12.1	-1	1	-1.0	1250	102	12.3
19)	Chubb, Cle. (RB)	1217	206	5.9	1067	190	5.6	150	16	9.4
20)	Moore, Car. (WR)	1215	68	17.9	22	2	11.0	1193	66	18.1
21)	Waller, L.V. (TE)	1196	107	11.2	0	0	---	1196	107	11.2
22)	Cooks, Hou. (WR)	1150	81	14.2	0	0	---	1150	81	14.2
23)	McLaurin, Was. (WR)	1148	89	12.9	30	2	15.0	1118	87	12.9
24)	Hunt, Cle. (RB)	1145	236	4.9	841	198	4.2	304	38	8.0
25)	Gordon, Den. (RB)	1144	247	4.6	986	215	4.6	158	32	4.9
26)	Jones, T.B. (RB)	1143	220	5.2	978	192	5.1	165	28	5.9
27)	Cooper, Dal. (WR)	1128	98	11.5	14	6	2.3	1114	92	12.1
28)	Anderson, Car. (WR)	1111	99	11.2	15	4	3.8	1096	95	11.5
29)	*Edwards-Helaire, K.C. (RB)	1100	217	5.1	803	181	4.4	297	36	8.3
30)	Drake, Ariz (RB)	1092	264	4.1	955	239	4.0	137	25	5.5
31)	Woods, LA-R (WR)	1091	114	9.6	155	24	6.5	936	90	10.4
32)	A. Brown, Ten. (WR)	1075	70	15.4	0	0	---	1075	70	15.4

NFL / LEADERS IN FIRST DOWNS

Rank	Player, Team	Rush	Rec	Tot
1)	Cook, Min. (RB)	91	17	108
2)	Henry, Ten. (RB)	98	4	102
3)	Kamara, N.O. (RB)	58	35	93
4)	Montgomery, Chi. (RB)	59	25	84
5)	Elliott, Dal. (RB)	62	20	82
6)	*Taylor, Ind. (RB)	69	12	81
7)	Kelce, K.C. (TE)	0	79	79
8)	Hopkins, Ariz (WR)	0	75	75
9t)	D. Adams, G.B. (WR)	0	73	73
9t)	Diggs, Buf. (WR)	0	73	73
11)	Jacobs, L.V. (RB)	61	9	70
12t)	*J. Robinson, Jac. (RB)	54	15	69
12t)	Waller, L.V. (TE)	0	69	69
14)	Robinson, Chi. (WR)	0	68	68
15)	Jones, G.B. (RB)	52	15	67
16)	Ridley, Atl. (WR)	1	65	66
17)	Drake, Ariz (RB)	59	5	64
18t)	Hunt, Cle. (RB)	44	19	63
18t)	Metcalfe, Sea. (WR)	0	63	63
20)	T. Hill, K.C. (WR)	5	57	62
21t)	Allen, LA-C (WR)	0	61	61
21t)	Chubb, Cle. (RB)	55	6	61
23)	*Jefferson, Min. (WR)	0	58	58
24t)	Carson, Sea. (RB)	43	14	57
24t)	Lockett, Sea. (WR)	0	57	57
24t)	McKissic, Was. (RB)	25	32	57
24t)	Newton, N.E. (QB)	55	2	57
28)	Jackson, Bal. (QB)	56	0	56
29t)	A. Brown, Ten. (WR)	0	55	55
29t)	Cooper, Dal. (WR)	1	54	55
29t)	Davis, Car. (RB)	38	17	55
29t)	M. Evans, T.B. (WR)	0	55	55
29t)	Woods, LA-R (WR)	9	46	55

WEEK 17 / THROUGH SUNDAY, JANUARY 3, 2021**NFL / LEADING PUNTERS**

Rank	Player, Team	No	Yards	Lg	Avg	TB	Blk	Dwn	OB	Opp Ret	In Yds	Net 20	Avg
1)	Bojorquez, Buf.	41	2082	72	50.8	7	0	4	8	16	138	18	44.0
2)	M. Dickson, Sea.	61	3028	67	49.6	6	0	8	6	28	199	32	44.4
3)	Fox, Det.	59	2897	67	49.1	7	0	11	4	21	116	26	44.8
4)	Bailey, N.E.	55	2678	71	48.7	5	0	15	5	12	71	31	45.6
5)	Way, Was.	73	3504	65	48.0	3	0	9	0	36	209	23	44.3
6)	Cooke, Jac.	56	2669	67	47.7	5	0	13	6	21	148	19	43.2
7)	Huber, Cin.	71	3350	72	47.2	7	0	15	4	29	170	19	42.8
8)	Wishnowsky, S.F.	66	3093	60	46.9	6	1	5	4	23	183	25	41.6
9)	Long, LA-C	57	2669	63	46.8	3	3	4	5	37	564	12	34.1
10)	Martin, Den.	65	3040	69	46.8	4	1	4	16	28	226	19	41.4
11)	Johnston, Phi.	71	3318	66	46.7	6	1	5	6	41	274	26	40.6
12)	Anger, Hou.	54	2505	67	46.4	6	0	4	4	19	128	19	41.8
13)	*Charlton, Car.	45	2082	67	46.3	3	0	6	2	18	184	21	40.8
14)	Sanchez, Ind.	42	1940	60	46.2	4	1	6	3	19	141	18	40.0
15)	Berry, Pit.	57	2609	62	45.8	3	0	4	7	21	242	23	40.5
16)	O'Donnell, Chi.	64	2924	64	45.7	5	0	10	2	25	294	28	39.5
17)	Hekker, LA-R	68	3099	63	45.6	5	1	9	11	23	297	28	39.2
18)	J. Scott, G.B.	46	2092	62	45.5	3	1	7	9	17	291	15	37.0
19)	Pinion, T.B.	55	2486	62	45.2	2	0	6	9	23	236	19	40.2
20)	Colquitt, Min.	54	2435	59	45.1	3	2	6	1	33	321	11	36.7
21)	*T. Townsend, K.C.	52	2339	67	45.0	6	0	5	8	15	119	20	40.4
22)	Lee, Ariz	58	2600	61	44.8	5	0	9	2	22	201	21	39.6
23)	Dixon, NY-G	65	2911	71	44.8	6	1	14	2	25	232	28	38.8
24)	Haack, Mia.	68	3040	63	44.7	2	0	15	5	24	297	26	39.8
25)	Koch, Bal.	51	2268	59	44.5	1	0	5	8	17	82	22	42.5
26)	Cole, L.V.	44	1939	63	44.1	2	0	6	6	14	133	20	40.1
27)	Gillan, Cle.	51	2244	59	44.0	3	0	4	4	25	229	14	38.3
28)	*Mann, NY-J	82	3598	60	43.9	5	0	10	9	38	446	19	37.2
29)	Morstead, N.O.	62	2674	58	43.1	2	0	5	6	20	46	23	41.7
30)	*Hofrichter, Atl.	56	2381	57	42.5	2	0	5	4	26	142	17	39.3

NFL / LEADING PUNTERS, NET AVERAGE

Rank	Player, Team	No	Yards	Lg	Avg	TB	Blk	Dwn	OB	Opp Ret	In Yds	Net 20	Avg
1)	Bailey, N.E.	55	2678	71	48.7	5	0	15	5	12	71	31	45.6
2)	Fox, Det.	59	2897	67	49.1	7	0	11	4	21	116	26	44.8
3)	M. Dickson, Sea.	61	3028	67	49.6	6	0	8	6	28	199	32	44.4
4)	Way, Was.	73	3504	65	48.0	3	0	9	0	36	209	23	44.3
5)	Bojorquez, Buf.	41	2082	72	50.8	7	0	4	8	16	138	18	44.0
6)	Cooke, Jac.	56	2669	67	47.7	5	0	13	6	21	148	19	43.2
7)	Huber, Cin.	71	3350	72	47.2	7	0	15	4	29	170	19	42.8
8)	Koch, Bal.	51	2268	59	44.5	1	0	5	8	17	82	22	42.5
9)	Anger, Hou.	54	2505	67	46.4	6	0	4	4	19	128	19	41.8
10)	Morstead, N.O.	62	2674	58	43.1	2	0	5	6	20	46	23	41.7
11)	Wishnowsky, S.F.	66	3093	60	46.9	6	1	5	4	23	183	25	41.6
12)	Martin, Den.	65	3040	69	46.8	4	1	4	16	28	226	19	41.4
13)	*Charlton, Car.	45	2082	67	46.3	3	0	6	2	18	184	21	40.8
14)	Johnston, Phi.	71	3318	66	46.7	6	1	5	6	41	274	26	40.6
15)	Berry, Pit.	57	2609	62	45.8	3	0	4	7	21	242	23	40.5
16)	*T. Townsend, K.C.	52	2339	67	45.0	6	0	5	8	15	119	20	40.4
17)	Pinion, T.B.	55	2486	62	45.2	2	0	6	9	23	236	19	40.2
18)	Cole, L.V.	44	1939	63	44.1	2	0	6	6	14	133	20	40.1
19)	Sanchez, Ind.	42	1940	60	46.2	4	1	6	3	19	141	18	40.0
20)	Haack, Mia.	68	3040	63	44.7	2	0	15	5	24	297	26	39.8
21)	Lee, Ariz	58	2600	61	44.8	5	0	9	2	22	201	21	39.6
22)	O'Donnell, Chi.	64	2924	64	45.7	5	0	10	2	25	294	28	39.5
23)	*Hofrichter, Atl.	56	2381	57	42.5	2	0	5	4	26	142	17	39.3
24)	Hekker, LA-R	68	3099	63	45.6	5	1	9	11	23	297	28	39.2
25)	Dixon, NY-G	65	2911	71	44.8	6	1	14	2	25	232	28	38.8
26)	Gillan, Cle.	51	2244	59	44.0	3	0	4	4	25	229	14	38.3
27)	*Mann, NY-J	82	3598	60	43.9	5	0	10	9	38	446	19	37.2
28)	J. Scott, G.B.	46	2092	62	45.5	3	1	7	9	17	291	15	37.0
29)	Colquitt, Min.	54	2435	59	45.1	3	2	6	1	33	321	11	36.7
30)	Long, LA-C	57	2669	63	46.8	3	3	4	5	37	564	12	34.1

WEEK 17 / THROUGH SUNDAY, JANUARY 3, 2021**NFL / PUNT RETURN LEADERS**

Rank	Player, Team	Ret	FC	Yards	Avg	Long	TD
1)	Olszewski, N.E.	20	11	346	17.3	70t	1
2)	Renfrow, L.V.	23	10	265	11.5	32	0
3)	Grant, Mia.	29	8	330	11.4	88t	1
4)	McCloud, Pit.	29	19	298	10.3	57	0
5)	Erickson, Cin.	23	20	232	10.1	29	0
6)	Hines, Ind.	30	14	300	10.0	26	0
7)	Roberts, Buf.	29	12	286	9.9	38	0
8)	Raymond, Ten.	23	11	208	9.0	40	0
9)	*Proche, Bal.	23	16	198	8.6	20	0
10)	Webster, LA-R	25	17	185	7.4	34	0
11)	*Lamb, Dal.	24	9	172	7.2	27	0
12)	Hardman, K.C.	25	13	176	7.0	67t	1
13)	S. Sims, Was.	24	19	160	6.7	22	0
14)	Ward, Phi.	21	22	134	6.4	22	0
15)	Kirk, Ariz	22	10	132	6.0	24	0
16)	Cooper, Car.	20	18	117	5.9	20	0

NFL / KICKOFF RETURN LEADERS

Rank	Player, Team	Ret	Yards	Avg	Long	TD
1)	Roberts, Buf.	32	961	30.0	60	0
2)	Patterson, Chi.	35	1017	29.1	104t	1
3)	*Rodgers, Ind.	24	692	28.8	101t	1
4)	Agnew, Det.	28	783	28.0	71	0
5)	*Duvernay, Bal.	21	578	27.5	93t	1
6)	B. Wilson, Cin.	24	629	26.2	103t	1
7)	Ballentine, NY-G-NY-J	21	505	24.0	66	0
8)	Pollard, Dal.	32	766	23.9	67	0
9)	McCloud, Pit.	28	646	23.1	49	0
10)	D. Lewis, NY-G	24	538	22.4	48	0
11)	D. Johnson, Was.	26	573	22.0	46	0
12)	Scott, Phi.	28	590	21.1	46	0
13)	*Reed, LA-C	21	435	20.7	46	0

WEEK 17 / THROUGH SUNDAY, JANUARY 3, 2021**NFL / LEADERS IN INTERCEPTIONS**

Rank	Player, Team	Int	Yards	Avg	Long	TD
1)	X. Howard, Mia.	10	77	7.7	29	0
2)	J. Jackson, N.E.	9	80	8.9	30	0
3)	Mathieu, K.C.	6	70	11.7	25t	1
4t)	Simmons, Den.	5	90	18.0	46	0
4t)	Diggs, Sea.	5	57	11.4	32	0
4t)	H. Smith, Min.	5	33	6.6	16	0
7t)	Butler, Ten.	4	111	27.8	68	0
7t)	Fitzpatrick, Pit.	4	77	19.3	37	1
7t)	K. Moore, Ind.	4	45	11.3	29t	1
7t)	C. Davis, T.B.	4	42	10.5	34	0
7t)	D. Williams, LA-R	4	21	5.3	19	0
7t)	Peters, Bal.	4	17	4.3	12	0
7t)	Savage, G.B.	4	13	3.3	9	0
7t)	Hooker, Ten.	4	11	2.8	6	0
7t)	Fuller, Was.	4	0	0.0	0	0

NFL / LEADERS IN SACKS

Rank	Player, Team	Sacks
1)	T. Watt, Pit. (LB)	15.0
2t)	Donald, LA-R (DE)	13.5
2t)	Hendrickson, N.O. (DE)	13.5
4t)	Reddick, Ariz (LB)	12.5
4t)	Z. Smith, G.B. (LB)	12.5
6)	Garrett, Cle. (DE)	12.0
7)	L. Williams, NY-G (DE)	11.5
8)	Tuitt, Pit. (DE)	11.0
9)	Floyd, LA-R (LB)	10.5
10)	R. Okwara, Det. (DE)	10.0
11t)	J. Adams, Sea. (DB)	9.5
11t)	Buckner, Ind. (DT)	9.5
11t)	Pierre-Paul, T.B. (LB)	9.5
14t)	Burns, Car. (DE)	9.0
14t)	K. Mack, Chi. (LB)	9.0
14t)	Ogbah, Mia. (DE)	9.0
14t)	Sweat, Was. (DE)	9.0
14t)	Vernon, Cle. (DE)	9.0
14t)	White, T.B. (LB)	9.0
20)	Hyder, S.F. (DE)	8.5
21t)	Barrett, T.B. (LB)	8.0
21t)	Dupree, Pit. (LB)	8.0
21t)	Graham, Phi. (DE)	8.0
21t)	Houston, Ind. (DE)	8.0
21t)	Ngakoue, Min.-Bal. (DE)	8.0
21t)	Reed, Den. (LB)	8.0
27t)	Autry, Ind. (DE)	7.5
27t)	Bosa, LA-C (DE)	7.5
27t)	Chubb, Den. (LB)	7.5
27t)	Jones, K.C. (DT)	7.5
27t)	Jordan, N.O. (DE)	7.5
27t)	*Young, Was. (DE)	7.5

WEEK 17 / THROUGH SUNDAY, JANUARY 3, 2021**NFL / FUMBLE RECOVERIES**

Rank	Player, Team	TotRec	OffRec	DefRec
1t)	Hunt, Cle.	5	5	0
1t)	Lock, Den.	5	5	0
3t)	*Burrow, Cin.	4	4	0
3t)	Jackson, Bal.	4	4	0
3t)	Wentz, Phi.	4	4	0
6t)	Brady, T.B.	3	3	0
6t)	Clark, Bal.	3	1	2
6t)	*Herbert, LA-C	3	3	0
6t)	T. Hill, N.O.	3	3	0
6t)	*Hurts, Phi.	3	3	0
6t)	J. Jackson, N.E.	3	1	2
6t)	Jones, NY-G	3	3	0
6t)	Kamara, N.O.	3	3	0
6t)	Landry, Cle.	3	3	0
6t)	Newton, N.E.	3	3	0
6t)	Sherfield, Ariz	3	1	2
6t)	Simmons, Ten.	3	0	3
6t)	S. Sims, Was.	3	3	0
6t)	Tannehill, Ten.	3	3	0
6t)	Trubisky, Chi.	3	3	0
6t)	Tuioti-Mariner, Atl.	3	1	2
6t)	*Young, Was.	3	0	3

NFL / OFFENSIVE FUMBLE RECOVERIES

Rank	Player, Team	Ret	Yards	Avg	Long	TD
1t)	Lock, Den.	5	0	0.0	0	0
1t)	Hunt, Cle.	5	-2	-0.4	0	0
3t)	*Burrow, Cin.	4	0	0.0	0	0
3t)	Jackson, Bal.	4	0	0.0	0	0
3t)	Wentz, Phi.	4	0	0.0	0	0
6t)	Landry, Cle.	3	6	2.0	6	0
6t)	Brady, T.B.	3	0	0.0	0	0
6t)	*Herbert, LA-C	3	0	0.0	0	0
6t)	T. Hill, N.O.	3	0	0.0	0	0
6t)	*Hurts, Phi.	3	0	0.0	0	0
6t)	Jones, NY-G	3	0	0.0	0	0
6t)	Kamara, N.O.	3	0	0.0	0	0
6t)	Newton, N.E.	3	0	0.0	0	0
6t)	S. Sims, Was.	3	0	0.0	0	0
6t)	Tannehill, Ten.	3	0	0.0	0	0
6t)	Trubisky, Chi.	3	0	0.0	0	0

WEEK 17 / THROUGH SUNDAY, JANUARY 3, 2021**NFL / DEFENSIVE FUMBLE RECOVERIES**

Rank	Player, Team	Ret	Yards	Avg	Long	TD
1t)	*Young, Was.	3	57	19.0	47t	1
1t)	Simmons, Ten.	3	0	0.0	0	0
3t)	A. Smith, Dal.	2	78	39.0	78t	1
3t)	Clark, Bal.	2	66	33.0	65t	1
3t)	Bell, Cin.	2	65	32.5	37	0
3t)	Obada, Car.	2	54	27.0	54	0
3t)	*Queen, Bal.	2	53	26.5	53t	1
3t)	McLeod, Phi.	2	50	25.0	53t	1
3t)	*Chinn, Car.	2	45	22.5	28t	2
3t)	Vigil, LA-C	2	44	22.0	44	0
3t)	Van Noy, Mia.	2	28	14.0	28	0
3t)	Fort, Bal.	2	24	12.0	22t	1
3t)	Hilton, Pit.	2	22	11.0	14	0
3t)	Hughes, Buf.	2	21	10.5	21t	1
3t)	J. Smith, Dal.	2	21	10.5	21	0
3t)	Alexander, S.F.-N.O.	2	20	10.0	20	0
3t)	Hill, LA-R	2	20	10.0	20t	1
3t)	Jack, Jac.	2	16	8.0	16	0
3t)	Norman, Buf.	2	7	3.5	7	0
3t)	Wilson, Min.	2	7	3.5	4	0
3t)	Pierre-Paul, T.B.	2	6	3.0	6	0
3t)	Leonard, Ind.	2	3	1.5	3	0
3t)	Murphy, Ariz	2	3	1.5	3	0
3t)	Jackson, Den.	2	2	1.0	2	0
3t)	Haynes, Car.	2	1	0.5	1	0
3t)	Levine, Bal.	2	1	0.5	1	0
3t)	Singleton, Phi.	2	1	0.5	1	0
3t)	Tuioti-Mariner, Atl.	2	1	0.5	1	0
3t)	Armstrong, Dal.	2	0	0.0	0	0
3t)	Boston, Car.	2	0	0.0	0	0
3t)	*Callaway, N.O.	2	0	0.0	0	0
3t)	David, T.B.	2	0	0.0	0	0
3t)	Floyd, LA-R	2	0	0.0	0	0
3t)	Franklin-Myers, NY-J	2	0	0.0	0	0
3t)	Garrett, Cle.	2	0	0.0	0	0
3t)	M. Harris, S.F.	2	0	0.0	0	0
3t)	*Hartsfield, Car.	2	0	0.0	0	0
3t)	Houston, Ind.	2	0	0.0	0	0
3t)	J. Jackson, N.E.	2	0	0.0	0	0
3t)	Joseph, Cle.	2	0	0.0	0	0
3t)	K. Mack, Chi.	2	0	0.0	0	0
3t)	Niemann, K.C.	2	0	0.0	0	0
3t)	Ryan, NY-G	2	0	0.0	0	0
3t)	Sherfield, Ariz	2	0	0.0	0	0
3t)	Z. Smith, G.B.	2	0	0.0	0	0
3t)	Warner, S.F.	2	0	0.0	0	0
3t)	P. Williams, N.O.	2	0	0.0	0	0
3t)	Williams, Pit.	2	0	0.0	0	0
3t)	D. Wilson, Dal.	2	0	0.0	0	0
3t)	Wright, Sea.	2	0	0.0	0	0
3t)	White, Buf.	2	-1	-0.5	0	0
3t)	Peters, Bal.	2	-3	-1.5	0	0

WEEK 17 / THROUGH SUNDAY, JANUARY 3, 2021

AFC / SINGLE-GAME HIGHS / PLAYERS

Most Points-- 24, Claypool, Pitt. vs. Phil., 10/11, (4 td, 0 fg, 0 xp, 0 2pt)
Passing Yards-- 462, Mahomes, K.C. at T.B., 11/29, (37-49, 462, 3 td, 0 int)
Longest Pass-- 92, Lock, Denv. vs. L.V., 1/3, (to Jeudy, Jerry, td)
Passing Touchdowns-- 5, Mayfield, Clev. at Cin., 10/25, (22-28, 297, 5 td, 1 int)
Passing Touchdowns-- 5, Mahomes, K.C. vs. NY-J, 11/1, (31-42, 416, 5 td, 0 int)
Rushing Yards-- 253, Taylor, Ind. vs. Jax , 1/3, (30-253, 2 td)
Rushing Attempts-- 34, Henry, Tenn. at Hou., 1/3, (34-250, 2 td)
Longest Rush-- 94, Henry, Tenn. vs. Hou., 10/18 (OT), td
Longest Rush-- 72, Dobbins, Balt. at Cin., 1/3, td
Receptions-- 16, Allen, LA-C vs. NY-J, 11/22, (16-145, 1 td)
Receiving Yards-- 269, T. Hill, K.C. at T.B., 11/29, (13-269, 3 td)
Kickoff Return Yards-- 212, Rodgers, Ind. at Clev., 10/11, (5-212, 1 td)
Kickoff Returns-- 6, (3 times in Non-Overtime Games)
Longest Kickoff Return-- 103, B. Wilson, Cin. vs. NY-G, 11/29, td
Punt Return Yards-- 145, Olszewski, N.E. at LA-C, 12/6, (3-145, 1 fc, 1 td)
Punt Returns-- 6, Grant, Miami vs. NY-J, 10/18, (6-83, 1 fc, 0 td)
Longest Punt Return-- 91, Cole, Jax at G.B., 11/15, td
Interceptions-- 2, (9 times in Non-Overtime Games)
Longest Interception Return-- 78, M. Davis, LA-C at T.B., 10/4, td
Sacks-- 3.0, (6 times in Non-Overtime Games)
Scrimmage Yards-- 269, T. Hill, K.C. at T.B., 11/29, (Rush 0-0, Rec 13-269)
Longest Punt-- 72, Bojorquez, Buff. vs. LA-R, 9/27
Longest Punt-- 72, Huber, Cin. vs. Balt., 1/3
Punts-- 10, Mann, NY-J at Miami, 10/18, (10-462, 46.2)
Field Goals Made-- 6, (3 times in Non-Overtime Games)
Longest Field Goal-- 59, Lambo, Jax vs. Hou., 11/8
Longest Field Goal-- 59, Boswell, Pitt. at Dal., 11/8

NFC / SINGLE-GAME HIGHS / PLAYERS

Most Points-- 36, Kamara, N.O. vs. Minn., 12/25, (6 td, 0 fg, 0 xp, 0 2pt)
Passing Yards-- 502, Prescott, Dal. vs. Clev., 10/4, (41-58, 502, 4 td, 1 int)
Longest Pass-- 81, Hurts, Phil. at Dal., 12/27, (to Jackson, DeSean, td)
Passing Touchdowns-- 5, (3 times in Non-Overtime Games)
Rushing Yards-- 206, Cook, Minn. vs. Det., 11/8, (22-206, 2 td)
Rushing Attempts-- 32, Cook, Minn. vs. Jax , 12/6 (OT), (32-120, 0 td)
Rushing Attempts-- 32, Montgomery, Chi. at Minn., 12/20, (32-146, 2 td)
Longest Rush-- 98, Jones, T.B. at Car., 11/15, td
Receptions-- 15, Lockett, Sea. at Ariz., 10/25 (OT), (15-200, 3 td)
Receptions-- 15, Kittle, S.F. vs. Phil., 10/4, (15-183, 1 td)
Receiving Yards-- 200, Lockett, Sea. at Ariz., 10/25 (OT), (15-200, 3 td)
Receiving Yards-- 196, D. Adams, G.B. at Hou., 10/25, (13-196, 2 td)
Kickoff Return Yards-- 151, Cannon, Car. vs. T.B., 11/15, (3-151, 0 td)
Kickoff Returns-- 7, Shepherd, G.B. at Ind., 11/22 (OT), (7-138, 0 td)
Kickoff Returns-- 5, (4 times in Non-Overtime Games)
Longest Kickoff Return-- 104, Patterson, Chi. vs. Minn., 11/16, td
Punt Return Yards-- 78, Agnew, Det. vs. T.B., 12/26, (2-78, 0 fc, 1 td)
Punt Returns-- 6, Callaway, N.O. vs. LA-C, 10/12 (OT), (6-69, 1 fc, 0 td)
Punt Returns-- 6, Dw. Harris, Chi. at Tenn., 11/8, (6-64, 0 fc, 0 td)
Punt Returns-- 6, Kirk, Ariz. at NY-G, 12/13, (6-77, 0 fc, 0 td)
Longest Punt Return-- 74, Agnew, Det. vs. T.B., 12/26, td
Interceptions-- 2, (7 times in Non-Overtime Games)
Longest Interception Return-- 90, Baker, Ariz. vs. Sea., 10/25 (OT)
Longest Interception Return-- 84, Hill, LA-R vs. Ariz., 1/3, td
Sacks-- 5.0, Reddick, Ariz. at NY-G, 12/13
Scrimmage Yards-- 252, Cook, Minn. vs. Det., 11/8, (Rush 22-206, Rec 2-46)
Longest Punt-- 71, Dixon, NY-G vs. Phil., 11/15
Punts-- 10, Way, Wash. vs. LA-R, 10/11, (10-511, 51.1)
Field Goals Made-- 5, Slye, Car. at LA-C, 9/27, (5-5, 31 lg)
Field Goals Made-- 5, Koo, Atl. vs. L.V., 11/29, (5-5, 54 lg)
Longest Field Goal-- 61, Myers, Sea. at LA-R, 11/15

WEEK 17 / THROUGH SUNDAY, JANUARY 3, 2021

NFL / SINGLE-GAME HIGHS / PLAYERS

Most Points-- 36, Kamara, N.O. vs. Minn., 12/25, (6 td, 0 fg, 0 xp, 0 2pt)
Passing Yards-- 502, Prescott, Dal. vs. Clev., 10/4, (41-58, 502, 4 td, 1 int)
Longest Pass-- 92, Lock, Denv. vs. L.V., 1/3, (to Jeudy, Jerry, td)
Passing Touchdowns-- 5, (5 times in Non-Overtime Games)
Rushing Yards-- 253, Taylor, Ind. vs. Jax , 1/3, (30-253, 2 td)
Rushing Attempts-- 34, Henry, Tenn. at Hou., 1/3, (34-250, 2 td)
Longest Rush-- 98, Jones, T.B. at Car., 11/15, td
Receptions-- 16, Allen, LA-C vs. NY-J, 11/22, (16-145, 1 td)
Receiving Yards-- 269, T. Hill, K.C. at T.B., 11/29, (13-269, 3 td)
Kickoff Return Yards-- 212, Rodgers, Ind. at Clev., 10/11, (5-212, 1 td)
Kickoff Returns-- 7, Shepherd, G.B. at Ind., 11/22 (OT), (7-138, 0 td)
Kickoff Returns-- 6, (3 times in Non-Overtime Games)
Longest Kickoff Return-- 104, Patterson, Chi. vs. Minn., 11/16, td
Punt Return Yards-- 145, Olszewski, N.E. at LA-C, 12/6, (3-145, 1 fc, 1 td)
Punt Returns-- 6, Callaway, N.O. vs. LA-C, 10/12 (OT), (6-69, 1 fc, 0 td)
Punt Returns-- 6, (3 times in Non-Overtime Games)
Longest Punt Return-- 91, Cole, Jax at G.B., 11/15, td
Interceptions-- 2, (16 times in Non-Overtime Games)
Longest Interception Return-- 90, Baker, Ariz. vs. Sea., 10/25 (OT)
Longest Interception Return-- 84, Hill, LA-R vs. Ariz., 1/3, td
Sacks-- 5.0, Reddick, Ariz. at NY-G, 12/13
Scrimmage Yards-- 269, T. Hill, K.C. at T.B., 11/29, (Rush 0-0, Rec 13-269)
Longest Punt-- 72, Bojorquez, Buff. vs. LA-R, 9/27
Longest Punt-- 72, Huber, Cin. vs. Balt., 1/3
Punts-- 10, Way, Wash. vs. LA-R, 10/11, (10-511, 51.1)
Punts-- 10, Mann, NY-J at Miami, 10/18, (10-462, 46.2)
Field Goals Made-- 6, (3 times in Non-Overtime Games)
Longest Field Goal-- 61, Myers, Sea. at LA-R, 11/15

WEEK 17 / THROUGH SUNDAY, JANUARY 3, 2021

300-Yard Passing Games

502, Prescott, DAL vs. CLE 10/04 (41-58, 4 TD)
472, Prescott, DAL at SEA 09/27 (37-57, 3 TD)
462, Mahomes, KC at TB 11/29 (37-49, 3 TD)
450, Prescott, DAL vs. ATL 09/20 (34-47, 1 TD)
450, Ryan, ATL vs. SEA 09/13 (37-54, 2 TD)
416, Mahomes, KC vs. NYJ 11/01 (31-42, 5 TD)
415, Allen, BUF at MIA 09/20 (24-35, 4 TD)
415, Allen, BUF vs. SEA 11/08 (31-38, 3 TD)
406, Burrow, CIN vs. CLE 10/25 (35-47, 3 TD)
406, K. Murray, ARI vs. PHI 12/20 (27-36, 3 TD)
405, Cousins, MIN at DET 01/03 (28-40, 3 TD)
402, Stafford, DET at CHI 12/06 (27-42, 3 TD)
399, Brady, TB vs. ATL 01/03 (26-41, 4 TD)
397, Newton, NE at SEA 09/20 (30-44, 1 TD)
393, Mahomes, KC at MIA 12/13 (24-34, 2 TD)
390, Wilson, SEA at BUF 11/08 (28-41, 2 TD)
390, Smith, WAS at DET 11/15 (38-55, 0 TD)
390, Brady, TB at ATL 12/20 (31-45, 2 TD)
389, Tannehill, TEN vs. CLE 12/06 (29-45, 3 TD)
388, Wilson, SEA at ARI 10/25 (ot) (33-50, 3 TD)
385, Mahomes, KC at BAL 09/28 (31-42, 4 TD)
381, Carr, LV at NYJ 12/06 (28-47, 3 TD)
380, K. Murray, ARI at NYJ 10/11 (27-37, 1 TD)
377, Dalton, DAL vs. PHI 12/27 (22-30, 3 TD)
376, Goff, LAR at TB 11/23 (39-51, 3 TD)
375, Allen, BUF at SF 12/07 (32-40, 4 TD)
373, Watson, HOU at IND 12/20 (33-41, 2 TD)
372, Mahomes, KC vs. CAR 11/08 (30-45, 4 TD)
371, Bra. Allen, CIN at HOU 12/27 (29-37, 2 TD)
371, Ryan, ATL at MIN 10/18 (30-40, 4 TD)
371, Rivers, IND vs. CIN 10/18 (29-44, 3 TD)
371, Carr, LV at DEN 01/03 (24-38, 2 TD)
369, Brady, TB at LV 10/25 (33-45, 4 TD)
369, Brady, TB vs. LAC 10/04 (30-46, 5 TD)
367, Bridgewater, CAR at TB 09/20 (33-42, 0 TD)
366, Tannehill, TEN vs. HOU 10/18 (ot) (30-41, 4 TD)
366, Herbert, LAC vs. NYJ 11/22 (37-49, 3 TD)
365, Newton, NE at HOU 11/22 (26-40, 1 TD)
365, Watson, HOU vs. TEN 01/03 (28-39, 3 TD)
364, Rodgers, GB at MIN 09/13 (32-44, 4 TD)
363, Rivers, IND at JAX 09/13 (36-46, 1 TD)
361, Tagovailoa, MIA at BUF 01/03 (35-58, 1 TD)
360, K. Murray, ARI vs. SEA 10/25 (ot) (34-48, 3 TD)
360, Wilson, SEA at MIA 10/04 (24-34, 2 TD)
359, Wentz, PHI vs. NYG 10/22 (25-43, 2 TD)
359, Allen, BUF at DEN 12/19 (28-40, 2 TD)
359, Watson, HOU vs. JAX 10/11 (25-35, 3 TD)
356, Ryan, ATL vs. TB 12/20 (34-49, 3 TD)
355, Goff, LAR at MIA 11/01 (35-61, 1 TD)
351, Minshew, JAX at CIN 10/04 (27-40, 2 TD)
351, Goff, LAR at ARI 12/06 (37-47, 1 TD)
350, Fitzpatrick, MIA at SF 10/11 (22-28, 3 TD)
348, Brady, TB at DET 12/26 (22-27, 4 TD)
348, Mahomes, KC at LV 11/22 (34-45, 2 TD)
347, Herbert, LAC vs. JAX 10/25 (27-43, 3 TD)
347, Carr, LV at KC 10/11 (22-31, 3 TD)
345, Brady, TB vs. KC 11/29 (27-41, 3 TD)
344, Watson, HOU vs. NE 11/22 (28-37, 2 TD)
343, Mullens, SF at NYG 09/27 (25-36, 1 TD)
343, Cousins, MIN vs. ATL 10/18 (24-36, 3 TD)
343, Mayfield, CLE vs. BAL 12/14 (28-47, 2 TD)
342, Hurts, PHI at DAL 12/27 (21-39, 1 TD)
341, Watson, HOU vs. IND 12/06 (26-38, 0 TD)
341, Brady, TB at CAR 11/15 (28-39, 3 TD)
341, Roethlisberger, PIT vs. IND 12/27 (34-49, 3 TD)
340, Mahomes, KC vs. LV 10/11 (22-43, 2 TD)
340, Stafford, DET at ATL 10/25 (25-36, 1 TD)
339, Minshew, JAX at TEN 09/20 (30-45, 3 TD)
339, Lock, DEN vs. LV 01/03 (25-41, 2 TD)
338, Hurts, PHI at ARI 12/20 (24-44, 3 TD)
338, Ryan, ATL vs. DET 10/25 (31-42, 1 TD)
336, Carr, LV vs. MIA 12/26 (21-34, 1 TD)
336, Stafford, DET vs. IND 11/01 (24-42, 3 TD)
335, Foles, CHI at TEN 11/08 (36-52, 2 TD)
335, Watson, HOU at TEN 10/18 (ot) (28-37, 4 TD)
334, Mayfield, CLE at TEN 12/06 (25-33, 4 TD)
333, Roethlisberger, PIT vs. CIN 11/15 (27-46, 4 TD)
330, Herbert, LAC vs. CAR 09/27 (35-49, 1 TD)
328, Fitzpatrick, MIA vs. BUF 09/20 (31-47, 2 TD)

327, Rodgers, GB vs. ATL 10/05 (27-33, 4 TD)
326, Herbert, LAC vs. LV 11/08 (28-42, 2 TD)
325, Brees, NO vs. LAC 10/12 (ot) (33-47, 1 TD)
325, Smith, WAS vs. NYG 11/08 (24-32, 1 TD)
325, Rodgers, GB vs. JAX 11/15 (24-34, 2 TD)
324, Watson, HOU vs. CIN 12/27 (24-33, 3 TD)
322, Wilson, SEA at ATL 09/13 (31-35, 4 TD)
321, Tannehill, TEN at MIN 09/27 (23-37, 0 TD)
321, Goff, LAR at BUF 09/27 (23-32, 2 TD)
320, Allen, BUF at NE 12/28 (27-36, 4 TD)
318, Mahomes, KC vs. DEN 12/06 (25-40, 1 TD)
318, Watson, HOU at DET 11/26 (17-25, 4 TD)
316, Carr, LV vs. IND 12/13 (31-45, 2 TD)
316, Tagovailoa, MIA vs. KC 12/13 (28-48, 2 TD)
316, Mullens, SF vs. BUF 12/07 (26-39, 3 TD)
316, Burrow, CIN at CLE 09/17 (37-61, 3 TD)
316, Herbert, LAC at BUF 11/29 (31-52, 1 TD)
315, Fitzpatrick, MIA vs. SEA 10/04 (29-45, 0 TD)
315, Wilson, SEA vs. DAL 09/27 (27-40, 5 TD)
315, Rudolph, PIT at CLE 01/03 (22-39, 2 TD)
314, Herbert, LAC at LV 12/17 (ot) (22-32, 2 TD)
314, Cousins, MIN vs. DAL 11/22 (22-30, 3 TD)
314, Haskins, WAS vs. BAL 10/04 (32-45, 0 TD)
313, Lock, DEN at ATL 11/08 (25-48, 2 TD)
313, Burrow, CIN at IND 10/18 (25-39, 0 TD)
313, Bridgewater, CAR at ATL 10/11 (27-36, 2 TD)
312, Allen, BUF vs. NYJ 09/13 (33-46, 2 TD)
312, Brees, NO at LV 09/21 (26-38, 1 TD)
312, Burrow, CIN at PHI 09/27 (ot) (31-44, 2 TD)
311, Rodgers, GB at IND 11/22 (ot) (27-38, 3 TD)
311, Roethlisberger, PIT vs. DEN 09/20 (29-41, 2 TD)
311, Herbert, LAC vs. KC 09/20 (ot) (22-33, 1 TD)
311, Allen, BUF vs. LAR 09/27 (24-33, 4 TD)
311, Carr, LV vs. BUF 10/04 (32-44, 2 TD)
311, Brees, NO vs. MIN 12/25 (19-26, 0 TD)
310, Bridgewater, CAR at KC 11/08 (36-49, 2 TD)
309, Goff, LAR at WAS 10/11 (21-30, 2 TD)
309, Watson, HOU vs. GB 10/25 (29-39, 2 TD)
308, Rivers, IND at TEN 11/12 (29-39, 1 TD)
307, Cousins, MIN vs. CAR 11/29 (34-45, 3 TD)
307, Allen, BUF at NYJ 10/25 (30-43, 0 TD)
306, Roethlisberger, PIT at DAL 11/08 (29-42, 3 TD)
305, Cousins, MIN vs. JAX 12/06 (ot) (28-43, 3 TD)
305, Rodgers, GB at SF 11/05 (25-31, 4 TD)
305, Roethlisberger, PIT vs. WAS 12/07 (33-53, 2 TD)
304, Luton, JAX vs. HOU 11/08 (26-38, 1 TD)
302, Goff, LAR vs. SEA 11/15 (27-37, 0 TD)
302, Mahomes, KC at LAC 09/20 (ot) (27-47, 2 TD)
302, Herbert, LAC at KC 01/03 (22-31, 3 TD)
301, Minshew, JAX at HOU 10/11 (31-49, 2 TD)
300, Burrow, CIN vs. JAX 10/04 (25-36, 1 TD)
300, Ryan, ATL at KC 12/27 (27-35, 2 TD)
300, Watson, HOU vs. MIN 10/04 (20-33, 2 TD)

WEEK 17 / THROUGH SUNDAY, JANUARY 3, 2021

100-Yard Receiving Games

269, T. Hill, KC at TB 11/29 (13 rec., 3 TD)
200, Lockett, SEA at ARI 10/25 (ot) (15 rec., 3 TD)
200, Waller, LV at NYJ 12/06 (13 rec., 2 TD)
196, D. Adams, GB at HOU 10/25 (13 rec., 2 TD)
184, James, SF vs. GB 11/05 (9 rec., 1 TD)
183, Kittle, SF vs. PHI 10/04 (15 rec., 1 TD)
182, C. Davis, TEN vs. CLE 12/06 (11 rec., 1 TD)
181, M. Evans, TB at DET 12/26 (10 rec., 2 TD)
180, M. Jones, DET vs. MIN 01/03 (8 rec., 2 TD)
179, Edelman, NE at SEA 09/20 (8 rec., 0 TD)
177, Metcalf, SEA at PHI 11/30 (10 rec., 0 TD)
175, Jefferson, MIN vs. TEN 09/27 (7 rec., 1 TD)
173, D. Adams, GB at SF 11/05 (10 rec., 1 TD)
171, Fuller, HOU at DET 11/26 (6 rec., 2 TD)
169, Meyers, NE at NYJ 11/09 (12 rec., 0 TD)
169, Hopkins, ARI vs. PHI 12/20 (9 rec., 1 TD)
166, Jefferson, MIN vs. ATL 10/18 (9 rec., 2 TD)
166, Cooks, HOU vs. TEN 01/03 (11 rec., 2 TD)
163, Ridley, ATL vs. TB 12/20 (10 rec., 1 TD)
161, Metcalf, SEA vs. SF 11/01 (12 rec., 2 TD)
161, Cooks, HOU vs. JAX 10/11 (8 rec., 1 TD)
159, Kelce, KC vs. CAR 11/08 (10 rec., 0 TD)
157, J. Jones, ATL vs. SEA 09/13 (9 rec., 0 TD)
156, D. Adams, GB at MIN 09/13 (14 rec., 2 TD)
155, Agholor, LV vs. MIA 12/26 (5 rec., 1 TD)
153, Diggs, BUF at MIA 09/20 (8 rec., 1 TD)
153, A. Brown, TEN vs. PIT 10/25 (6 rec., 1 TD)
152, Fulgham, PHI at PIT 10/11 (10 rec., 1 TD)
151, Hopkins, ARI at SF 09/13 (14 rec., 0 TD)
151, A. Brown, TEN at HOU 01/03 (10 rec., 1 TD)
150, Waller, LV vs. LAC 12/17 (ot) (9 rec., 1 TD)
149, Valdes-Scantling, GB vs. JAX 11/15 (4 rec., 1 TD)
147, Diggs, BUF at DEN 12/19 (11 rec., 0 TD)
146, Chark, JAX vs. HOU 11/08 (7 rec., 1 TD)
146, Lazard, GB at NO 09/27 (6 rec., 1 TD)
145, Diggs, BUF at NE 12/28 (9 rec., 3 TD)
145, Kupp, LAR at TB 11/23 (11 rec., 0 TD)
145, Allen, LAC vs. NYJ 11/22 (16 rec., 1 TD)
143, Landry, CLE at JAX 11/29 (8 rec., 1 TD)
143, Cole, JAX vs. DET 10/18 (6 rec., 0 TD)
142, D. Adams, GB vs. TEN 12/27 (11 rec., 3 TD)
141, Coutee, HOU vs. IND 12/06 (8 rec., 0 TD)
141, Cooks, HOU vs. CIN 12/27 (7 rec., 1 TD)
140, Jeudy, DEN vs. LV 01/03 (5 rec., 1 TD)
139, Kamara, NO vs. GB 09/27 (13 rec., 2 TD)
138, Brown, TB vs. ATL 01/03 (11 rec., 2 TD)
138, Gallup, DAL at SEA 09/27 (6 rec., 1 TD)
137, J. Jones, ATL at MIN 10/18 (8 rec., 2 TD)
137, J. Jones, ATL at CAR 10/29 (7 rec., 0 TD)
137, Hopkins, ARI vs. DET 09/27 (10 rec., 0 TD)
136, Ridley, ATL vs. CAR 10/11 (8 rec., 0 TD)
136, Kelce, KC vs. DEN 12/06 (8 rec., 1 TD)
136, Kelce, KC at MIA 12/13 (8 rec., 1 TD)
136, Hopkins, ARI at NYG 12/13 (9 rec., 0 TD)
135, Jefferson, MIN at CHI 11/16 (8 rec., 0 TD)
134, Cooper, DAL vs. CLE 10/04 (12 rec., 1 TD)
133, Godwin, TB vs. ATL 01/03 (5 rec., 2 TD)
133, Samuel, SF at LAR 11/29 (11 rec., 0 TD)
133, Jefferson, MIN at DET 01/03 (9 rec., 0 TD)
132, Allen, LAC vs. CAR 09/27 (13 rec., 1 TD)
132, Byrd, NE at HOU 11/22 (6 rec., 1 TD)
131, Moore, CAR at GB 12/19 (6 rec., 0 TD)
131, Hopkins, ARI at NYJ 10/11 (6 rec., 1 TD)
130, Woods, LAR at TB 11/23 (12 rec., 1 TD)
130, Gesicki, MIA vs. BUF 09/20 (8 rec., 1 TD)
130, Ridley, ATL at KC 12/27 (5 rec., 0 TD)
130, Beasley, BUF at SF 12/07 (9 rec., 1 TD)
130, Ridley, ATL vs. SEA 09/13 (9 rec., 2 TD)
130, Diggs, BUF vs. PIT 12/13 (10 rec., 1 TD)
129, Engram, NYG at CIN 11/29 (6 rec., 0 TD)
129, D. Slayton, NYG at DAL 10/11 (8 rec., 0 TD)
128, C. Davis, TEN at CIN 11/01 (8 rec., 1 TD)
127, Hopkins, ARI vs. BUF 11/15 (7 rec., 1 TD)
127, Moore, CAR vs. DET 11/22 (7 rec., 0 TD)
127, Kelce, KC at LV 11/22 (8 rec., 1 TD)
125, Jeudy, DEN at ATL 11/08 (7 rec., 1 TD)
125, Higgins, CIN at IND 10/18 (6 rec., 0 TD)
125, Boyd, CIN at PHI 09/27 (ot) (10 rec., 0 TD)
125, McLaurin, WAS at ARI 09/20 (7 rec., 1 TD)

125, Allen, LAC vs. JAX 10/25 (10 rec., 0 TD)
124, Ridley, ATL at LAC 12/13 (8 rec., 1 TD)
124, Lamb, DAL vs. NYG 10/11 (8 rec., 0 TD)
123, Robinson, CHI vs. HOU 12/13 (9 rec., 1 TD)
123, Kirk, ARI vs. MIA 11/08 (5 rec., 1 TD)
123, Fuller, HOU at TEN 10/18 (ot) (6 rec., 1 TD)
123, Robinson, CHI at ATL 09/27 (10 rec., 1 TD)
123, Thielen, MIN vs. DAL 11/22 (8 rec., 2 TD)
122, Sanders, NO vs. LAC 10/12 (ot) (12 rec., 0 TD)
122, M. Evans, TB vs. LAC 10/04 (7 rec., 1 TD)
121, D. Adams, GB vs. PHI 12/06 (10 rec., 2 TD)
121, Cooper, DAL vs. PHI 12/27 (4 rec., 0 TD)
121, Gallup, DAL vs. PHI 12/27 (6 rec., 2 TD)
121, Jefferson, MIN vs. JAX 12/06 (ot) (9 rec., 1 TD)
120, Moore, CAR at TB 09/20 (8 rec., 0 TD)
119, Aiyuk, SF vs. WAS 12/13 (10 rec., 0 TD)
119, Patrick, DEN vs. MIA 11/22 (5 rec., 0 TD)
119, Parker, MIA at NYJ 11/29 (8 rec., 0 TD)
118, Samuel, CAR vs. NO 01/03 (7 rec., 0 TD)
118, Ruggs III, LV at KC 10/11 (2 rec., 1 TD)
118, Diggs, BUF vs. SEA 11/08 (9 rec., 0 TD)
118, Raymond, TEN at MIN 09/27 (3 rec., 0 TD)
118, McLaurin, WAS vs. BAL 10/04 (10 rec., 0 TD)
117, Waller, LV at DEN 01/03 (9 rec., 1 TD)
116, Crowder, NYJ vs. ARI 10/11 (8 rec., 1 TD)
116, Parker, MIA at BUF 01/03 (7 rec., 0 TD)
116, D. Johnson, PIT vs. CIN 11/15 (6 rec., 1 TD)
116, M. Jones, DET at CHI 12/06 (8 rec., 1 TD)
115, D. Adams, GB at DET 12/13 (7 rec., 1 TD)
115, Diggs, BUF at LV 10/04 (6 rec., 0 TD)
115, Higgins, CIN at PIT 11/15 (7 rec., 1 TD)
115, Aiyuk, SF at NE 10/25 (6 rec., 0 TD)
115, Crowder, NYJ at BUF 09/13 (7 rec., 1 TD)
115, McLaurin, WAS vs. NYG 11/08 (7 rec., 1 TD)
114, Anderson, CAR vs. LV 09/13 (6 rec., 1 TD)
114, Gage, ATL vs. SEA 09/13 (9 rec., 0 TD)
114, Golladay, DET at ATL 10/25 (6 rec., 0 TD)
114, Thielen, MIN at HOU 10/04 (8 rec., 1 TD)
113, Hall, DET vs. IND 11/01 (4 rec., 0 TD)
113, T. Hill, KC vs. CAR 11/08 (9 rec., 2 TD)
113, Patrick, DEN at NYJ 10/01 (6 rec., 1 TD)
113, Firkser, TEN vs. HOU 10/18 (ot) (8 rec., 1 TD)
113, C. Davis, TEN at BAL 11/22 (ot) (5 rec., 0 TD)
112, Cooper, DAL vs. WAS 11/26 (6 rec., 1 TD)
112, M. Jones, DET at TEN 12/20 (10 rec., 1 TD)
112, Shepard, NYG vs. DAL 01/03 (8 rec., 1 TD)
112, Waller, LV vs. MIA 12/26 (5 rec., 0 TD)
112, Fuller, HOU at KC 09/10 (8 rec., 0 TD)
112, Anderson, CAR at ATL 10/11 (8 rec., 0 TD)
112, A. Brown, TEN at JAX 12/13 (7 rec., 1 TD)
112, Beasley, BUF at NYJ 10/25 (11 rec., 0 TD)
112, Beasley, BUF at DEN 12/19 (8 rec., 0 TD)
111, Meyers, NE at MIA 12/20 (7 rec., 0 TD)
111, D. Johnson, PIT at JAX 11/22 (12 rec., 0 TD)
111, Alie-Cox, IND vs. MIN 09/20 (5 rec., 0 TD)
110, Kupp, LAR at MIA 11/01 (11 rec., 0 TD)
110, Thielen, MIN vs. GB 09/13 (6 rec., 2 TD)
110, Claypool, PIT vs. PHI 10/11 (7 rec., 3 TD)
110, Parker, MIA vs. SEA 10/04 (10 rec., 0 TD)
110, M. Evans, TB at ATL 12/20 (6 rec., 0 TD)
110, Hilton, IND at HOU 12/06 (8 rec., 1 TD)
110, C. Sims, WAS vs. NYG 11/08 (3 rec., 0 TD)
110, Ridley, ATL vs. CHI 09/27 (5 rec., 0 TD)
110, C. Davis, TEN vs. DET 12/20 (4 rec., 1 TD)
110, Higgins, CLE at CIN 10/25 (6 rec., 0 TD)
110, Metcalf, SEA vs. DAL 09/27 (4 rec., 1 TD)
109, Kelce, KC vs. NYJ 11/01 (8 rec., 1 TD)
109, Ridley, ATL at DAL 09/20 (7 rec., 2 TD)
109, Beasley, BUF at ARI 11/15 (11 rec., 1 TD)
109, Williams, LAC at NO 10/12 (ot) (5 rec., 2 TD)
109, S. Miller, TB at LV 10/25 (6 rec., 1 TD)
109, Anderson, CAR at TB 09/20 (9 rec., 0 TD)
109, Kittle, SF vs. LAR 10/18 (7 rec., 1 TD)
108, Johnson, IND vs. CIN 10/18 (5 rec., 0 TD)
108, Fuller, HOU vs. MIN 10/04 (6 rec., 1 TD)
108, Ridley, ATL vs. NO 12/06 (5 rec., 0 TD)
108, Metcalf, SEA at BUF 11/08 (7 rec., 1 TD)
108, Kelce, KC vs. LV 10/11 (8 rec., 1 TD)
108, Williams, LAC at KC 01/03 (6 rec., 1 TD)
107, Kupp, LAR at BUF 09/27 (9 rec., 1 TD)
107, C. Wilson, DAL at SEA 09/27 (5 rec., 2 TD)
107, Davis, BUF vs. MIA 01/03 (2 rec., 1 TD)
107, Agholor, LV vs. TB 10/25 (5 rec., 1 TD)
106, Metcalf, SEA at MIA 10/04 (4 rec., 0 TD)
106, Diggs, BUF at TEN 10/13 (10 rec., 0 TD)

106, D. Adams, GB at IND 11/22 (ot) (7 rec., 1 TD)
106, Gronkowski, TB vs. KC 11/29 (6 rec., 0 TD)
106, Lamb, DAL vs. ATL 09/20 (6 rec., 0 TD)
106, Da. Johnson, HOU at IND 12/20 (11 rec., 0 TD)
106, Samuel, CAR at WAS 12/27 (5 rec., 0 TD)
106, Williams, MIA at SF 10/11 (4 rec., 1 TD)
106, Snead, BAL vs. PIT 11/01 (5 rec., 0 TD)
105, Waller, LV vs. NO 09/21 (12 rec., 1 TD)
105, Samuel, CAR at KC 11/08 (9 rec., 1 TD)
105, Thomas, NO at ATL 12/06 (9 rec., 0 TD)
105, Golladay, DET at JAX 10/18 (4 rec., 0 TD)
105, Woods, LAR vs. DAL 09/13 (6 rec., 0 TD)
104, Crowder, NYJ vs. DEN 10/01 (7 rec., 0 TD)
104, M. Evans, TB vs. CAR 09/20 (7 rec., 1 TD)
104, Thomas, NO vs. ATL 11/22 (9 rec., 0 TD)
104, Jefferson, MIN vs. CHI 12/20 (8 rec., 0 TD)
103, Robinson, CHI at JAX 12/27 (10 rec., 0 TD)
103, Zaccheaus, ATL vs. DEN 11/08 (4 rec., 1 TD)
103, Jefferson, MIN at HOU 10/04 (4 rec., 0 TD)
103, Allen, LAC vs. LV 11/08 (9 rec., 1 TD)
103, Hopkins, ARI vs. SEA 10/25 (ot) (10 rec., 1 TD)
102, T. Hill, KC at LV 11/22 (11 rec., 1 TD)
102, D. Slayton, NYG vs. PIT 09/14 (6 rec., 2 TD)
101, Robinson, CHI vs. IND 10/04 (7 rec., 1 TD)
101, Goedert, PHI at WAS 09/13 (8 rec., 1 TD)
101, Moore, CAR vs. NO 01/03 (5 rec., 0 TD)
101, A. Brown, TEN vs. CHI 11/08 (4 rec., 1 TD)
101, Boyd, CIN vs. CLE 10/25 (11 rec., 1 TD)
101, M. Brown, BAL vs. CLE 09/13 (5 rec., 0 TD)
101, Claypool, PIT at CLE 01/03 (5 rec., 1 TD)
101, L. Thomas, WAS vs. SEA 12/20 (13 rec., 0 TD)
101, Hansen, HOU vs. IND 12/06 (5 rec., 0 TD)
101, Pittman, IND at TEN 11/12 (7 rec., 0 TD)
101, Perriman, NYJ vs. NE 11/09 (5 rec., 2 TD)
101, C. Davis, TEN at DEN 09/14 (7 rec., 0 TD)
101, Patrick, DEN at NE 10/18 (4 rec., 0 TD)
100, Fuller, HOU at JAX 11/08 (5 rec., 1 TD)
100, Lockett, SEA vs. DAL 09/27 (9 rec., 3 TD)
100, Agholor, LV vs. IND 12/13 (5 rec., 1 TD)
100, Cooper, DAL vs. ATL 09/20 (6 rec., 0 TD)
100, Beasley, BUF vs. LAR 09/27 (6 rec., 0 TD)

WEEK 17 / THROUGH SUNDAY, JANUARY 3, 2021

100-Yard Rushing Games

253, Taylor, IND vs. JAX 01/03 (30 att., 2 TD)
250, Henry, TEN at HOU 01/03 (34 att., 2 TD)
215, Henry, TEN at JAX 12/13 (26 att., 2 TD)
212, Henry, TEN vs. HOU 10/18 (ot) (22 att., 2 TD)
206, Cook, MIN vs. DET 11/08 (22 att., 2 TD)
192, Jones, TB at CAR 11/15 (23 att., 1 TD)
183, Wilson, SF at ARI 12/26 (22 att., 0 TD)
181, Cook, MIN vs. TEN 09/27 (22 att., 1 TD)
178, Henry, TEN at IND 11/29 (27 att., 3 TD)
171, Akers, LAR vs. NE 12/10 (29 att., 0 TD)
168, Jones, GB vs. DET 09/20 (18 att., 2 TD)
164, Drake, ARI at DAL 10/19 (20 att., 2 TD)
163, Cook, MIN at GB 11/01 (30 att., 3 TD)
161, Edwards-Helaire, KC at BUF 10/19 (26 att., 0 TD)
160, Dobbins, BAL at CIN 01/03 (13 att., 2 TD)
155, Kamara, NO vs. MIN 12/25 (22 att., 6 TD)
151, Mixon, CIN vs. JAX 10/04 (25 att., 2 TD)
150, Taylor, IND at LV 12/13 (20 att., 2 TD)
147, Henry, TEN vs. DET 12/20 (24 att., 1 TD)
146, Montgomery, CHI at MIN 12/20 (32 att., 2 TD)
145, Jones, GB vs. CAR 12/19 (20 att., 1 TD)
144, Chubb, CLE at JAX 11/29 (19 att., 1 TD)
138, Edwards-Helaire, KC vs. HOU 09/10 (25 att., 1 TD)
135, Gallman, NYG at SEA 12/06 (16 att., 0 TD)
133, Henry, TEN at BAL 11/22 (ot) (28 att., 1 TD)
132, Cook, MIN vs. CHI 12/20 (24 att., 1 TD)
131, Gordon, DEN at KC 12/06 (15 att., 0 TD)
130, Cook, MIN at HOU 10/04 (27 att., 2 TD)
130, Jones, GB vs. PHI 12/06 (15 att., 1 TD)
129, Jacobs, LV at CLE 11/01 (31 att., 0 TD)
128, J. Robinson, JAX vs. CLE 11/29 (22 att., 1 TD)
128, Da. Johnson, HOU vs. CIN 12/27 (12 att., 1 TD)
128, A. Gibson, WAS vs. DAL 10/25 (20 att., 1 TD)
126, Chubb, CLE vs. HOU 11/15 (19 att., 1 TD)
124, Jackson, BAL at CLE 12/14 (9 att., 2 TD)
124, Dillon, GB vs. TEN 12/27 (21 att., 2 TD)
124, Chubb, CLE vs. CIN 09/17 (22 att., 2 TD)
124, Murray, NO at DEN 11/29 (19 att., 2 TD)
122, Ahmed, MIA vs. NE 12/20 (23 att., 1 TD)
121, Gurley, ATL vs. CAR 10/11 (14 att., 1 TD)
121, Harris, NE vs. BAL 11/15 (22 att., 0 TD)
120, Cook, MIN vs. JAX 12/06 (ot) (32 att., 0 TD)
119, Henry, TEN at MIN 09/27 (26 att., 2 TD)
119, J. Robinson, JAX at LAC 10/25 (22 att., 1 TD)
118, Sanders, PHI vs. BAL 10/18 (9 att., 0 TD)
117, Michel, NE vs. LV 09/27 (9 att., 0 TD)
116, Swift, DET at JAX 10/18 (14 att., 2 TD)
116, Henry, TEN at DEN 09/14 (31 att., 0 TD)
115, A. Gibson, WAS at DAL 11/26 (20 att., 3 TD)
115, Cook, MIN vs. DAL 11/22 (27 att., 1 TD)
115, Sanders, PHI vs. NO 12/13 (14 att., 2 TD)
114, Henderson, LAR at BUF 09/27 (20 att., 1 TD)
114, Chubb, CLE vs. PHI 11/22 (20 att., 0 TD)
113, Dobbins, BAL vs. PIT 11/01 (15 att., 0 TD)
113, Jones, TB vs. GB 10/18 (23 att., 2 TD)
113, Snell, PIT at NYG 09/14 (19 att., 0 TD)
113, Montgomery, CHI vs. HOU 12/13 (11 att., 1 TD)
112, Henry, TEN at CIN 11/01 (18 att., 1 TD)
112, Wilson, SF at NE 10/25 (17 att., 3 TD)
112, Jacobs, LV vs. DEN 11/15 (21 att., 2 TD)
112, Mattison, MIN at SEA 10/11 (20 att., 0 TD)
111, Jones, TB vs. LAC 10/04 (20 att., 0 TD)
109, Conner, PIT vs. HOU 09/27 (18 att., 1 TD)
109, J. Robinson, JAX at GB 11/15 (23 att., 0 TD)
108, Jackson, BAL at PHI 10/18 (9 att., 1 TD)
108, Chubb, CLE vs. PIT 01/03 (14 att., 1 TD)
108, Chubb, CLE vs. WAS 09/27 (19 att., 2 TD)
107, Gordon, DEN at NYJ 10/01 (23 att., 2 TD)
106, K. Murray, ARI vs. MIA 11/08 (11 att., 1 TD)
106, Jones, TB at CHI 10/08 (17 att., 0 TD)
106, Hurts, PHI vs. NO 12/13 (18 att., 0 TD)
106, Conner, PIT vs. DEN 09/20 (16 att., 1 TD)
105, Elliott, DAL vs. PHI 12/27 (19 att., 0 TD)
105, Montgomery, NO at CAR 01/03 (18 att., 0 TD)
104, Hunt, CLE vs. HOU 11/15 (19 att., 0 TD)
104, Johnson, NYJ vs. LV 12/06 (22 att., 1 TD)
103, Fournette, TB vs. CAR 09/20 (12 att., 2 TD)
103, Henry, TEN vs. IND 11/12 (19 att., 0 TD)
103, Montgomery, CHI at GB 11/29 (11 att., 0 TD)

103, Elliott, DAL at MIN 11/22 (21 att., 0 TD)
102, Harris, NE at BUF 11/01 (16 att., 1 TD)
102, Cook, MIN at TB 12/13 (22 att., 1 TD)
102, J. Robinson, JAX at TEN 09/20 (16 att., 1 TD)
101, Lindsay, DEN at NE 10/18 (23 att., 0 TD)
101, Taylor, IND vs. MIN 09/20 (26 att., 1 TD)
101, Edwards, BAL vs. DAL 12/08 (7 att., 0 TD)
101, Conner, PIT vs. CLE 10/18 (20 att., 1 TD)
100, Harris, NE at KC 10/05 (17 att., 0 TD)
100, Drake, ARI vs. BUF 11/15 (16 att., 0 TD)

WEEK 17 / THROUGH SUNDAY, JANUARY 3, 2021

OFFENSE	K.C.	G.B.	Ind.	Buff.	LA-R	Sea.	T.B.	Wash.
GAMES (Won-Lost)	14-2	13-3	11-5	13-3	10-6	12-4	11-5	7-9
FIRST DOWNS	397	358	364	397	352	356	364	322
Rushing	110	114	129	119	123	111	82	108
Passing	255	216	201	240	206	216	238	184
Penalty	32	28	34	38	23	29	44	30
YDS GAINED (tot)	6653	6224	6049	6343	6032	5912	6145	5076
Avg per Game	415.8	389.0	378.1	396.4	377.0	369.5	384.1	317.3
RUSHING (net)	1799	2118	1996	1723	2018	1971	1519	1611
Avg per Game	112.4	132.4	124.8	107.7	126.1	123.2	94.9	100.7
Rushes	403	443	459	411	473	411	369	400
Yards per Rush	4.5	4.8	4.3	4.2	4.3	4.8	4.1	4.0
PASSING (net)	4854	4106	4053	4620	4014	3941	4626	3465
Avg per Game	303.4	256.6	253.3	288.8	250.9	246.3	289.1	216.6
Passes Att.	630	526	552	596	590	563	626	601
Completed	420	372	371	410	392	388	410	389
Pct Completed	66.7	70.7	67.2	68.8	66.4	68.9	65.5	64.7
Yards Gained	5005	4299	4186	4786	4183	4245	4776	3796
Sacked	24	21	21	27	25	48	22	50
Yards Lost	151	193	133	166	169	304	150	331
Had intercepted	7	5	11	11	14	13	12	16
Yards Opp Ret	135	73	109	139	125	199	254	181
Opp TDs on Int	0	1	1	0	1	1	2	0
PUNTS	52	47	49	41	69	61	55	73
Avg Yards	45.0	44.5	45.2	50.8	44.9	49.6	45.2	48.0
PUNT RETURNS	28	11	31	31	34	22	30	31
Avg Return	5.8	4.8	10.1	11.9	6.9	8.6	5.9	5.7
Returned for TD	1	0	0	1	0	0	0	0
KICKOFF RETURNS	25	33	43	36	25	28	25	31
Avg Return	25.8	18.9	25.8	27.6	20.6	22.5	21.8	20.8
Returned for TD	1	0	1	0	0	0	0	0
PENALTIES	105	84	94	102	71	84	84	87
Yards Penalized	919	684	899	941	655	662	715	697
FUMBLES BY	19	11	8	18	19	14	12	24
Fumbles Lost	9	6	4	11	11	5	5	11
Opp Fumbles	16	15	19	22	16	18	20	21
Opp Fum Lost	6	7	10	11	8	8	10	7
POSS. TIME (avg)	30:16	32:29	31:01	31:45	32:01	29:49	28:54	29:55
TOUCHDOWNS	57	66	50	60	43	55	59	37
Rushing	13	16	20	16	19	15	16	18
Passing	40	48	24	40	20	40	42	16
Returns	4	2	6	4	4	0	1	3
EXTRA-PT KICKS	48/54	59/63	43/45	57/59	38/42	49/53	52/57	30/32
2-PT CONVERSIONS	3/3	2/3	3/5	0/1	1/1	1/2	0/2	0/5
FIELD GOALS/FGA	25/27	16/16	32/37	28/34	24/30	24/24	28/31	27/34
POINTS SCORED	473	509	451	501	372	459	492	335
DEFENSE	K.C.	G.B.	Ind.	Buff.	LA-R	Sea.	T.B.	Wash.
POINTS ALLOWED	362	369	362	375	296	371	355	329
OPP FIRST DOWNS	353	332	329	351	280	376	319	289
Rushing	113	119	94	125	91	97	78	100
Passing	202	184	203	199	170	253	215	161
Penalty	38	29	32	27	19	26	26	28
OPP YARDS GAINED	5733	5344	5314	5640	4511	6089	5234	4873
Avg per Game	358.3	334.0	332.1	352.5	281.9	380.6	327.1	304.6
OPP RUSHING(net)	1954	1805	1448	1914	1460	1529	1289	1805
Avg per Game	122.1	112.8	90.5	119.6	91.3	95.6	80.6	112.8
Rushes	433	397	390	414	388	392	358	428
Yards per Rush	4.5	4.5	3.7	4.6	3.8	3.9	3.6	4.2
OPP PASSING(net)	3779	3539	3866	3726	3051	4560	3945	3068
Avg per Game	236.2	221.2	241.6	232.9	190.7	285.0	246.6	191.8
Passes Att.	557	536	562	573	548	674	617	529
Completed	349	346	369	369	347	450	426	330
Pct Completed	62.7	64.6	65.7	64.4	63.3	66.8	69.0	62.4
Sacked	32	41	40	38	53	46	48	47
Yards Lost	189	254	261	220	350	251	366	325
INTERCEPTED BY	16	11	15	15	14	14	15	16
Yards Returned	259	98	266	184	266	106	171	136
Returned for TD	2	1	4	2	3	0	1	2
OPP PUNT RETURNS	15	17	23	16	23	28	23	36
Avg return	7.9	17.1	7.7	8.6	12.9	7.1	10.3	5.8
OPP KICKOFF RET	23	45	51	30	26	38	14	9
Avg return	23.9	24.2	21.3	17.9	28.3	21.4	33.6	26.1
OPP TOUCHDOWNS	44	42	43	44	33	42	42	37
Rushing	14	16	16	21	12	18	10	14
Passing	29	23	24	23	17	23	29	21
Returns	1	3	3	0	4	1	3	2

WEEK 17 / THROUGH SUNDAY, JANUARY 3, 2021

OFFENSE	Balt.	Tenn.	Chi.	N.O.	Clev.	Pitt.	Cin.	Denv.
GAMES (Won-Lost)	11-5	11-5	8-8	12-4	11-5	12-4	4-11-1	5-11
FIRST DOWNS	327	381	335	367	355	322	318	308
Rushing	166	142	93	147	133	81	92	94
Passing	142	203	218	199	195	206	201	176
Penalty	19	36	24	21	27	35	25	38
YDS GAINED (tot)	5810	6343	5302	6023	5913	5354	5116	5369
Avg per Game	363.1	396.4	331.4	376.4	369.6	334.6	319.8	335.6
RUSHING (net)	3071	2690	1647	2265	2374	1351	1668	1918
Avg per Game	191.9	168.1	102.9	141.6	148.4	84.4	104.3	119.9
Rushes	555	521	393	494	495	373	411	442
Yards per Rush	5.5	5.2	4.2	4.6	4.8	3.6	4.1	4.3
PASSING (net)	2739	3653	3655	3758	3539	4003	3448	3451
Avg per Game	171.2	228.3	228.4	234.9	221.2	250.2	215.5	215.7
Passes Att.	406	485	614	522	501	656	581	556
Completed	257	316	402	370	315	428	372	317
Pct Completed	63.3	65.2	65.5	70.9	62.9	65.2	64.0	57.0
Yards Gained	2919	3826	3925	3945	3701	4129	3793	3673
Sacked	32	25	36	29	26	14	48	32
Yards Lost	180	173	270	187	162	126	345	222
Had intercepted	11	7	16	8	8	11	11	23
Yards Opp Ret	58	81	119	96	127	221	23	336
Opp TDs on Int	2	0	0	0	1	1	0	2
PUNTS	53	50	64	62	51	77	71	66
Avg Yards	44.7	45.1	45.7	43.1	44.0	45.1	47.2	46.1
PUNT RETURNS	27	23	25	39	24	37	23	20
Avg Return	9.0	9.0	7.6	10.2	4.8	9.6	10.1	13.4
Returned for TD	0	0	0	0	0	0	0	1
KICKOFF RETURNS	23	38	47	30	36	29	31	27
Avg Return	26.7	20.2	24.4	25.4	22.1	23.1	24.6	20.6
Returned for TD	1	1	1	0	0	0	1	0
PENALTIES	104	86	88	98	100	81	83	81
Yards Penalized	961	783	777	1005	870	691	675	670
FUMBLES BY	25	15	20	27	23	22	20	23
Fumbles Lost	7	5	6	9	8	7	13	9
Opp Fumbles	33	21	16	17	23	18	14	16
Opp Fum Lost	12	8	8	8	10	9	6	6
POSS. TIME (avg)	31:21	28:28	30:12	31:43	30:54	30:49	30:50	28:59
TOUCHDOWNS	55	62	40	59	50	50	33	35
Rushing	24	26	12	30	21	12	13	13
Passing	27	33	26	28	27	35	19	21
Returns	4	3	2	1	2	3	1	1
EXTRA-PT KICKS	52/53	51/53	36/37	57/58	43/48	41/45	32/33	25/30
2-PT CONVERSIONS	2/2	4/7	2/3	0/1	2/2	2/5	0/0	2/5
FIELD GOALS/FGA	26/29	20/28	30/32	23/28	19/24	23/24	27/34	28/35
POINTS SCORED	468	491	372	482	408	416	311	323
DEFENSE	Balt.	Tenn.	Chi.	N.O.	Clev.	Pitt.	Cin.	Denv.
POINTS ALLOWED	303	439	370	337	419	312	424	446
OPP FIRST DOWNS	347	391	331	320	352	281	343	333
Rushing	96	113	104	85	116	94	126	106
Passing	213	247	190	185	214	163	192	201
Penalty	38	31	37	50	22	24	25	26
OPP YARDS GAINED	5276	6372	5519	4974	5735	4893	6227	5887
Avg per Game	329.8	398.3	344.9	310.9	358.4	305.8	389.2	367.9
OPP RUSHING(net)	1740	1933	1814	1502	1773	1783	2368	2080
Avg per Game	108.8	120.8	113.4	93.9	110.8	111.4	148.0	130.0
Rushes	382	427	438	390	412	414	463	434
Yards per Rush	4.6	4.5	4.1	3.9	4.3	4.3	5.1	4.8
OPP PASSING(net)	3536	4439	3705	3472	3962	3110	3859	3807
Avg per Game	221.0	277.4	231.6	217.0	247.6	194.4	241.2	237.9
Passes Att.	596	630	547	557	585	526	541	567
Completed	380	423	350	333	371	298	340	374
Pct Completed	63.8	67.1	64.0	59.8	63.4	56.7	62.8	66.0
Sacked	39	19	35	45	38	56	17	42
Yards Lost	272	154	234	287	262	384	83	282
INTERCEPTED BY	10	15	10	18	11	18	11	10
Yards Returned	78	189	81	196	214	169	84	130
Returned for TD	0	0	0	1	2	3	0	0
OPP PUNT RETURNS	19	20	25	20	25	32	29	28
Avg return	5.7	8.6	11.8	2.3	9.2	10.0	5.9	8.1
OPP KICKOFF RET	30	37	41	22	38	41	18	21
Avg return	21.1	22.2	20.4	17.2	26.3	22.1	23.1	29.9
OPP TOUCHDOWNS	37	55	41	39	50	36	47	47
Rushing	12	18	11	11	16	13	13	22
Passing	22	36	28	28	31	22	32	21
Returns	3	1	2	0	3	1	2	4

WEEK 17 / THROUGH SUNDAY, JANUARY 3, 2021

OFFENSE	Hou.	Jax	L.V.	LA-C	Miami	N.E.	NY-J	Ariz.
GAMES (Won-Lost)	4-12	1-15	8-8	7-9	10-6	7-9	2-14	8-8
FIRST DOWNS	326	310	359	373	345	332	269	381
Rushing	83	80	121	111	100	143	94	136
Passing	222	205	206	226	207	157	146	211
Penalty	21	25	32	36	38	32	29	34
YDS GAINED (tot)	6004	5218	6133	6113	5424	5236	4479	6153
Avg per Game	375.3	326.1	383.3	382.1	339.0	327.3	279.9	384.6
RUSHING (net)	1466	1519	1916	1784	1688	2346	1683	2237
Avg per Game	91.6	94.9	119.8	111.5	105.5	146.6	105.2	139.8
Rushes	344	337	457	466	428	502	406	479
Yards per Rush	4.3	4.5	4.2	3.8	3.9	4.7	4.1	4.7
PASSING (net)	4538	3699	4217	4329	3736	2890	2796	3916
Avg per Game	283.6	231.2	263.6	270.6	233.5	180.6	174.8	244.8
Passes Att.	546	616	551	627	559	440	499	575
Completed	383	387	369	413	370	283	292	387
Pct Completed	70.1	62.8	67.0	65.9	66.2	64.3	58.5	67.3
Yards Gained	4843	3955	4383	4548	3937	3124	3115	4102
Sacked	50	44	28	34	34	37	43	29
Yards Lost	305	256	166	219	201	234	319	186
Had intercepted	7	16	10	10	13	14	14	13
Yards Opp Ret	106	144	266	146	115	256	121	229
Opp TDs on Int	0	0	2	0	1	2	3	2
PUNTS	55	65	44	60	68	55	82	58
Avg Yards	46.0	46.9	44.1	44.5	44.7	48.7	43.9	44.8
PUNT RETURNS	20	18	23	18	32	23	10	25
Avg Return	7.9	11.4	11.5	5.6	11.1	15.5	8.6	5.4
Returned for TD	0	1	0	0	1	1	0	0
KICKOFF RETURNS	36	30	22	42	12	31	41	24
Avg Return	20.1	20.5	19.0	22.0	17.9	23.1	19.8	21.9
Returned for TD	0	0	0	0	0	0	0	0
PENALTIES	80	107	98	85	74	62	101	113
Yards Penalized	619	1071	856	710	635	534	952	868
FUMBLES BY	21	16	24	16	17	19	8	22
Fumbles Lost	11	9	16	6	7	5	5	8
Opp Fumbles	11	17	10	15	20	11	22	19
Opp Fum Lost	6	5	5	7	11	4	9	10
POSS. TIME (avg)	27:12	27:37	30:48	31:14	31:17	28:58	27:54	28:46
TOUCHDOWNS	44	37	48	45	42	36	26	49
Rushing	10	9	20	12	15	20	9	22
Passing	33	25	28	31	24	12	16	27
Returns	1	3	0	2	3	4	1	0
EXTRA-PT KICKS	37/40	24/28	45/47	36/39	36/36	30/33	20/24	45/46
2-PT CONVERSIONS	1/4	3/9	1/1	2/5	4/6	1/3	1/2	0/3
FIELD GOALS/FGA	27/31	18/25	33/35	24/33	36/39	26/28	21/28	23/30
POINTS SCORED	384	306	434	384	404	326	243	410

DEFENSE	Hou.	Jax	L.V.	LA-C	Miami	N.E.	NY-J	Ariz.
POINTS ALLOWED	464	492	478	426	338	353	457	367
OPP FIRST DOWNS	390	394	381	324	336	339	381	363
Rushing	145	140	114	112	113	131	100	118
Passing	222	210	223	186	193	187	235	207
Penalty	23	44	44	26	30	21	46	38
OPP YARDS GAINED	6668	6683	6225	5495	5886	5660	6201	5631
Avg per Game	416.8	417.7	389.1	343.4	367.9	353.8	387.6	351.9
OPP RUSHING(net)	2564	2452	2013	1917	1862	2103	1792	2008
Avg per Game	160.3	153.3	125.8	119.8	116.4	131.4	112.0	125.5
Rushes	493	517	438	427	412	464	445	436
Yards per Rush	5.2	4.7	4.6	4.5	4.5	4.5	4.0	4.6
OPP PASSING(net)	4104	4231	4212	3578	4024	3557	4409	3623
Avg per Game	256.5	264.4	263.3	223.6	251.5	222.3	275.6	226.4
Passes Att.	541	533	580	543	545	494	605	570
Completed	377	370	370	340	343	333	418	365
Pct Completed	69.7	69.4	63.8	62.6	62.9	67.4	69.1	64.0
Sacked	34	18	21	27	41	24	31	48
Yards Lost	221	91	129	137	349	165	186	326
INTERCEPTED BY	3	12	10	12	18	18	10	11
Yards Returned	19	200	156	217	146	162	134	129
Returned for TD	1	1	0	2	0	1	1	0
OPP PUNT RETURNS	19	26	14	37	24	12	38	22
Avg return	6.7	7.5	9.5	15.2	12.4	5.9	11.7	9.1
OPP KICKOFF RET	34	25	32	34	24	32	27	46
Avg return	20.7	18.8	23.4	26.9	15.7	21.3	24.8	19.5
OPP TOUCHDOWNS	55	57	55	49	41	41	53	42
Rushing	24	23	24	17	17	17	16	13
Passing	30	34	28	29	21	22	34	26
Returns	1	0	3	3	3	2	3	3

WEEK 17 / THROUGH SUNDAY, JANUARY 3, 2021

OFFENSE	Atl.	Car.	Dal.	Det.	Minn.	NY-G	Phil.	S.F.
GAMES (Won-Lost)	4-12	5-11	6-10	5-11	7-9	6-10	4-11-1	6-10
FIRST DOWNS	366	335	371	350	383	297	336	350
Rushing	86	110	115	93	139	91	114	101
Passing	243	192	231	220	212	178	177	217
Penalty	37	33	25	37	32	28	45	32
YDS GAINED (tot)	5895	5592	5949	5603	6292	4794	5354	5922
Avg per Game	368.4	349.5	371.8	350.2	393.3	299.6	334.6	370.1
RUSHING (net)	1532	1704	1788	1499	2283	1768	2027	1889
Avg per Game	95.8	106.5	111.8	93.7	142.7	110.5	126.7	118.1
Rushes	409	407	430	367	468	399	403	437
Yards per Rush	3.7	4.2	4.2	4.1	4.9	4.4	5.0	4.3
PASSING (net)	4363	3888	4161	4104	4009	3026	3327	4033
Avg per Game	272.7	243.0	260.1	256.5	250.6	189.1	207.9	252.1
Passes Att.	628	550	639	582	516	517	598	570
Completed	408	373	413	374	349	321	334	371
Pct Completed	65.0	67.8	64.6	64.3	67.6	62.1	55.9	65.1
Yards Gained	4620	4129	4510	4397	4265	3336	3728	4320
Sacked	41	36	44	42	39	50	65	39
Yards Lost	257	241	349	293	256	310	401	287
Had intercepted	11	16	13	13	13	11	20	17
Yards Opp Ret	40	116	97	96	177	52	132	293
Opp TDs on Int	0	0	2	3	1	0	1	2
PUNTS	56	45	50	59	56	66	74	67
Avg Yards	42.5	46.3	45.0	49.1	43.5	44.1	45.9	46.2
PUNT RETURNS	17	20	29	17	16	20	26	25
Avg Return	8.9	5.9	9.1	12.8	4.3	11.4	8.8	9.0
Returned for TD	0	0	0	1	0	0	1	0
KICKOFF RETURNS	20	29	37	34	33	36	31	27
Avg Return	20.5	25.3	26.1	24.9	21.9	21.9	20.9	19.3
Returned for TD	0	0	1	0	0	0	0	0
PENALTIES	83	95	96	95	82	81	107	85
Yards Penalized	736	752	849	860	650	634	853	731
FUMBLES BY	16	13	19	13	22	20	31	20
Fumbles Lost	7	5	13	8	10	11	9	14
Opp Fumbles	21	22	21	17	17	26	21	22
Opp Fum Lost	9	15	13	5	7	11	11	8
POSS. TIME (avg)	30:42	30:59	28:22	27:54	29:47	28:42	28:58	31:23
TOUCHDOWNS	41	38	42	45	55	27	42	45
Rushing	13	19	14	17	20	13	16	19
Passing	27	16	25	27	35	12	22	25
Returns	1	3	3	1	0	2	4	1
EXTRA-PT KICKS	34/38	33/36	33/36	38/41	37/43	21/23	24/26	38/40
2-PT CONVERSIONS	1/3	1/2	4/6	2/4	8/12	2/4	7/16	1/4
FIELD GOALS/FGA	38/40	29/36	34/41	21/28	15/22	31/32	14/19	22/26
POINTS SCORED	396	350	395	377	430	280	334	376
DEFENSE	Atl.	Car.	Dal.	Det.	Minn.	NY-G	Phil.	S.F.
POINTS ALLOWED	414	402	473	519	475	357	418	390
OPP FIRST DOWNS	367	360	359	415	366	353	340	311
Rushing	97	114	142	127	136	115	98	102
Passing	239	211	180	253	208	215	209	176
Penalty	31	35	37	35	22	23	33	33
OPP YARDS GAINED	6374	5761	6183	6716	6292	5589	5810	5030
Avg per Game	398.4	360.1	386.4	419.8	393.3	349.3	363.1	314.4
OPP RUSHING(net)	1677	1936	2541	2158	2151	1782	2012	1703
Avg per Game	104.8	121.0	158.8	134.9	134.4	111.4	125.8	106.4
Rushes	380	408	510	487	472	432	481	430
Yards per Rush	4.4	4.7	5.0	4.4	4.6	4.1	4.2	4.0
OPP PASSING(net)	4697	3825	3642	4558	4141	3807	3798	3327
Avg per Game	293.6	239.1	227.6	284.9	258.8	237.9	237.4	207.9
Passes Att.	625	585	513	557	541	574	530	537
Completed	425	398	328	383	358	388	364	341
Pct Completed	68.0	68.0	63.9	68.8	66.2	67.6	68.7	63.5
Sacked	29	29	31	24	23	40	49	30
Yards Lost	221	199	178	195	126	322	324	199
INTERCEPTED BY	12	7	10	7	15	11	8	12
Yards Returned	204	110	103	65	65	101	101	123
Returned for TD	1	0	0	0	0	1	1	1
OPP PUNT RETURNS	26	18	15	21	33	25	43	23
Avg return	5.5	10.2	8.8	5.5	9.7	9.3	6.4	8.0
OPP KICKOFF RET	43	7	29	49	27	41	26	32
Avg return	23.5	20.6	20.9	21.4	24.8	22.2	22.3	24.8
OPP TOUCHDOWNS	49	46	57	68	53	38	48	42
Rushing	15	17	20	27	19	14	20	12
Passing	34	28	34	38	30	22	27	25
Returns	0	1	3	3	4	2	1	5

WEEK 17 / THROUGH SUNDAY, JANUARY 3, 2021

OFFENSE	NFL/Avg
GAMES (Won-Lost)	---
FIRST DOWNS	347.1
Rushing	111.3
Passing	204.6
Penalty	31.2
YDS GAINED (tot)	5744.5
Avg per Game	359.0
RUSHING (net)	1902.1
Avg per Game	118.9
Rushes	431.0
Yards per Rush	4.4
PASSING (net)	3842.4
Avg per Game	240.2
Passes Att.	563.1
Completed	367.4
Pct Completed	65.2
Yards Gained	4078.1
Sacked	35.5
Yards Lost	235.7
Had intercepted	12.3
Yards Opp Ret	145.7
Opp TDs on Int	1.0
PUNTS	59.4
Avg Yards	45.6
PUNT RETURNS	24.2
Avg Return	8.8
Returned for TD	0.3
KICKOFF RETURNS	31.0
Avg Return	22.5
Returned for TD	0.2
PENALTIES	89.9
Yards Penalized	778.6
FUMBLES BY	18.7
Fumbles Lost	8.4
Opp Fumbles	18.7
Opp Fum Lost	8.4
POSS. TIME (avg)	30:00
TOUCHDOWNS	46.0
Rushing	16.6
Passing	27.2
Returns	2.2
EXTRA POINTS(tot)	93%
Kicks Made/2Pt	48%
FIELD GOALS/FGA	25/30
POINTS SCORED	396.6

DEFENSE	NFL/Avg
POINTS ALLOWED	396.6
OPP FIRST DOWNS	347.1
Rushing	111.3
Passing	204.6
Penalty	31.2
OPP YARDS GAINED	5744.5
Avg per Game	359.0
OPP RUSHING(net)	1902.1
Avg per Game	118.9
Rushes	431.0
Yards per Rush	4.4
OPP PASSING(net)	3842.4
Avg per Game	240.2
Passes Att.	563.1
Completed	367.4
Pct Completed	65.2
Sacked	35.5
Yards Lost	235.7
INTERCEPTED BY	12.3
Yards Returned	145.7
Returned for TD	1.0
OPP PUNT RETURNS	24.2
Avg return	8.8
OPP KICKOFF RET	31.0
Avg return	22.5
OPP TOUCHDOWNS	46.0
Rushing	16.6
Passing	27.2
Returns	2.2

WEEK 17 / THROUGH SUNDAY, JANUARY 3, 2021

AFC / TEAM/OFFENSE RANK

Tm	(A)	(B)	(C)	(D)	(E)	(F)	(G)	(H)	(I)	(J)	(K)	(L)	(M)	(N)	(O)	(P)	(Q)
BAL	9	7	1	1	16	10	13	12	10	3	5	11	2	12	5	4	6
BUF	2t	4	10	11	2	3	8	4	1t	1	1t	3	1	1	2	1	9
CIN	15	15	13	13	13	15	9	13	13	15	4	7	5	3	3	14	11
CLE	8	8	3	3	11	7	5	7	7	6	14	16	8	15	14	8	12
DEN	11	13	6	8	12	13	16	9	15	13	16	2	10	5	7	13	10
HOU	7	1	15	9	3	1	2	16	11	8	8t	13	13	6	6	10t	7
IND	6	6	5	7	6	6	10	2	5	12	7	8	4	7	13	5	8
JAC	14	12	14	5	9	14	12	11	14	11	15	5	11	4	4	15	15
KC	1	2	8	6	1	2	1	3	1t	2	8t	14	3	10	8	3	4
LV	4	5	7	10	5	4	7	5	6	5	3	4	15	14	9	6	2
LAC	5	9	9	15	4	8	4	8	4	7	12	15	9	13	16	10t	14
MIA	10	11	11	14	8	9	11	10	8	14	1t	6	16	11	11	9	5
NE	13	10	4	4	14	11	15	14	9	10	10	1	6	2	1	12	3
NYJ	16	16	12	12	15	16	14	15	16	16	13	12	14	16	15	16	13
PIT	12	14	16	16	7	12	6	1	12	9	11	9	7	9	12	7	1
TEN	2t	3	2	2	10	5	3	6	3	4	6	10	12	8	10	2	16

AFC / OPPONENT/DEFENSE RANK

Tm	(A)	(B)	(C)	(D)	(E)	(F)	(G)	(H)	(I)	(J)	(K)	(L)	(M)	(N)	(O)	(P)	(Q)	(R)	(S)
BAL	2	2	2	10	2	2	14	6	8	2	4	1	5	13	11	1	1	1	5
BUF	5	4	7	12	5	3	6	5	9	4	10	10	2	10	8	7	15	2	3
CIN	13	14	14	15	8	12	10	15	7	9	11	2	10	14	13	9	12	13	14
CLE	8	6	3	3	10	6	11	7	10	12	15	11	14	3	9	8	11	8	7
DEN	10	8	12	14	7	4	12	3	4	5	6	8	16	6	7	12	16	14	12
HOU	15	15	16	16	12	15	16	8	14	14	7	4	4	5	10	14	5	12	13
IND	3	3	1	1	9	8	5	4	3	8	3	6	7	4	6	5t	8	5	2
JAC	16	16	15	13	14	16	8	14	16	10	13t	5	3	2	1	16	4	15	15
KC	7	7	10	6	6	7	4	9	11	7	12	7	12	12	16	5t	2	3	1
LV	12	13	11	11	13	14	13	13	12t	15	16	12	11	7	4	15	7	11	9
LAC	4	5	8	5	4	5	9	11	2	11	13t	16	15	15	15	10	13	10	4
MIA	9	11	6	7	11	11	3	2	5	1	5	15	1	11	5	3	3	6	11
NE	6	10	13	9	3	10	1	12	6	6	8	3	6	9	2	4	6	9	10
NYJ	11	9	5	2	15	13	15	10	12t	13	2	14	13	1	3	13	9	16	16
PIT	1	1	4	4	1	1	2	1	1	3	1	13	8	8	12	2	10	4	6
TEN	14	12	9	8	16	9	7	16	15	16	9	9	9	16	14	11	14	7	8

- (A) Total Yards per Game
- (B) Yards per Play
- (C) Rushing Yards per Game
- (D) Rushing Yards per Attempt
- (E) Passing Net Yards per Game
- (F) Passing Net Yards per Play
- (G) Passing, Percent Had Intercepted
- (H) Sacks per Pass Play
- (I) First Downs per Game
- (J) Third Down Efficiency
- (K) Fourth Down Efficiency
- (L) Punt Return Average
- (M) Kickoff Return Average
- (N) Gross Punting Average
- (O) Net Punting Average
- (P) Points per Game
- (Q) Field Goal Percentage
- Combined Offense/Defense Rank
- (R) Points per Game Differential
- (S) Net Yards per Game Differential

WEEK 17 / THROUGH SUNDAY, JANUARY 3, 2021

NFC / TEAM/OFFENSE RANK

Tm	(A)	(B)	(C)	(D)	(E)	(F)	(G)	(H)	(I)	(J)	(K)	(L)	(M)	(N)	(O)	(P)	(Q)
ARI	3	6	3	5	10	10	8	4	2	10	2	14	9	11	10	6	13
ATL	10	11	14	16	2	9	3	7	5	3	7	6	14	16	12	7	4
CAR	12	9	11	11	11	5	14	8	13t	13	11	12	3	4	7	13	10
CHI	14	13	12	10	13	13	12	6	13t	16	5	9	5	7	11	11t	5
DAL	7	12	9	12	3	12	5	10	3	8	12	4	1	9	6	8	8
DET	11	8	16	14	5	7	7	11	10t	6	13	1	4	2	1	9	14
GB	2	1	4	4	4	1	1	2	7	1	4	15	16	12	15	1	1t
LAR	5	10	6	9	7	8	10	3	9	5	14	10	13	10	13	11t	11
MIN	1	2	1	2	8	2	11	12	1	7	10	16	8	14	16	5	16
NO	6	5	2	6	12	4	2	5	4	2	1	3	2	15	4	3	9
NYG	16	15	10	7	16	14	6	15	16	15	3	2	7	13	14	16	3
PHI	13	14	5	1	15	16	16	16	12	14	15	7	11	6	8	15	15
SF	8	7	8	8	6	6	15	9	10t	12	16	5	15	5	5	10	7
SEA	9	4	7	3	9	11	9	14	8	9	8t	8	6	1	2	4	1t
TB	4	3	15	13	1	3	4	1	6	4	8t	11	10	8	9	2	6
WAS	15	16	13	15	14	15	13	13	15	11	6	13	12	3	3	14	12

NFC / OPPONENT/DEFENSE RANK

Tm	(A)	(B)	(C)	(D)	(E)	(F)	(G)	(H)	(I)	(J)	(K)	(L)	(M)	(N)	(O)	(P)	(Q)	(R)	(S)
ARI	9	6	12	14	6	4	10	4	12	9	15	9	2	3	4	6	5	6	6
ATL	15	15	5	10	16	14	11	14	14	11	4t	2	10	9	10	12	9	10	14
CAR	10	12	11	15	11	9	16	13	11	16	11	12	4	2	8	11	16	12	9
CHI	7	8	10	7	8	11	13	10	6	5	10	14	3	7	6	8	3t	8	11
DAL	13	13	16	16	7	13	9	11	10	13	6	8	5	8	2	14	10t	14	12
DET	16	16	15	11	14	16	15	15	16	15	12t	3	6	1	1	16	1	16	16
GB	6	11	8t	12	5	7	8	7	7	7t	9	16	11	4	12	7	10t	2	5
LAR	1	1	2	2	1	1	4	1	1	1	3	15	15	15	16	1	7t	5	1
MIN	14	14	14	13	13	15	3	16	13	7t	16	11	12	10	13	15	15	11	8
NO	3	3	3	3	4	3	1	5	5	6	7	1	1	13	3	3	7t	1	2
NYG	8	7	7	6	10	8	12	8	9	12	12t	10	8	14	5	5	10t	13	15
PHI	11	10	13	8	9	12	14	2	8	4	2	5	9	11	11	13	6	15	13
SF	4	4	6	5	3	5	6	12	3	2	14	7	13	16	15	10	14	9	4
SEA	12	9	4	4	15	10	7	9	15	14	4t	6	7	6	7	9	3t	4	10
TB	5	5	1	1	12	6	5	6	4	10	8	13	16	5	9	4	2	3	3
WAS	2	2	8t	9	2	2	2	3	2	3	1	4	14	12	14	2	10t	7	7

- (A) Total Yards per Game
- (B) Yards per Play
- (C) Rushing Yards per Game
- (D) Rushing Yards per Attempt
- (E) Passing Net Yards per Game
- (F) Passing Net Yards per Play
- (G) Passing, Percent Had Intercepted
- (H) Sacks per Pass Play
- (I) First Downs per Game
- (J) Third Down Efficiency
- (K) Fourth Down Efficiency
- (L) Punt Return Average
- (M) Kickoff Return Average
- (N) Gross Punting Average
- (O) Net Punting Average
- (P) Points per Game
- (Q) Field Goal Percentage
- Combined Offense/Defense Rank
- (R) Points per Game Differential
- (S) Net Yards per Game Differential

WEEK 17 / THROUGH SUNDAY, JANUARY 3, 2021

NFL / TEAM/OFFENSE RANK

Tm	(A)	(B)	(C)	(D)	(E)	(F)	(G)	(H)	(I)	(J)	(K)	(L)	(M)	(N)	(O)	(P)	(Q)
BAL	19	10	1	1	32	21	26	24	24	4	8	16	2	23	8	7	12
BUF	2t	6	20	20	3	4	11	7	1t	1	1t	4	1	1	5	2	17
CIN	29	30	24	27	27	28	12	25	28	30	4	10	9	6	6	29	22t
CLE	16	11	3	5	24	11	7	11	15	7	30	31	14	28	28	14	24
DEN	23	25	13	15	26	25	32	14	30	26	32	2	23	10	12	28	20t
HOU	13	1	31	18	4	1	3	30	25	13	18t	21	27	11	11	18t	13
IND	10	9	11	14	11	9	14	3	10t	22	11	11	5	14	23	9	14
JAC	28	24	28t	11	21	27	23	21	29	18	31	7	24	7	7	30	30
KC	1	2	16	12	1	3	2	4	1t	3	18t	26	4	19	16	6	9
LV	8	8	14	19	7	5	10	9	12	6	3	5	30	27	18	10	6
LAC	9	20	18	30	6	15	6	12	6	9	25	28	15	25	32	18t	29
MIA	22	23	22	29	20	20	20	16	19	27	1t	8	32	22	20	15	10
NE	27	21	4	8	30	23	30	27	23	17	22	1	11	4	1	27	8
NYJ	32	32	23	24	31	31	27	29	32	32	29	19	28	29	29	32	26t
PIT	24t	26	32	32	15	24	8	1	26t	14	23	12	12	17	22	12	4
TEN	2t	4	2	2	23	7	4	10	4t	5	9	14	26	16	19	4	31
ARI	6	14	7	9	17	18	18	8	4t	21	6	29	18	21	21	13	25
ATL	18	19	27	31	5	17	9	17	9	10	14	17	25	32	25	16	5
CAR	21	17	21	22	18	12	28	18	21t	25	20	25	7	8	14	24	19
CHI	26	27	25	21	22	26	24	15	21t	31	12	22	10	13	24	22t	7
DAL	14	22	17	23	8	22	15	20	7	19	21	13	3	18	13	17	16
DET	20	16	30	26	10	14	17	22	17t	15	24	3	8	3	2	20	26t
GB	5	3	8	7	9	2	1	5	13	2	10	30	31	24	30	1	1t
LAR	11	18	10	17	13	16	21	6	16	12	26	23	22	20	26	22t	20t
MIN	4	5	5	4	14	6	22	23	3	16	17	32	17	30	31	11	32
NO	12	13	6	10	19	10	5	13	8	8	5	9	6	31	9	5	18
NYG	31	29	19	13	29	29	16	31	31	29	7	6	16	26	27	31	3
PHI	24t	28	9	3	28	32	31	32	20	28	27	18	20	12	15	26	28
SF	15	15	15	16	12	13	29	19	17t	24	28	15	29	9	10	21	15
SEA	17	12	12	6	16	19	19	28	14	20	15t	20	13	2	3	8	1t
TB	7	7	28t	25	2	8	13	2	10t	11	15t	24	19	15	17	3	11
WAS	30	31	26	28	25	30	25	26	26t	23	13	27	21	5	4	25	22t

Team/Offense Rank

- (A) Total Yards per Game
- (B) Yards per Play
- (C) Rushing Yards per Game
- (D) Rushing Yards per Attempt
- (E) Passing Net Yards per Game
- (F) Passing Net Yards per Play
- (G) Passing, Percent Had Intercepted
- (H) Sacks per Pass Play
- (I) First Downs per Game
- (J) Third Down Efficiency
- (K) Fourth Down Efficiency
- (L) Punt Return Average
- (M) Kickoff Return Average
- (N) Gross Punting Average
- (O) Net Punting Average
- (P) Points per Game
- (Q) Field Goal Percentage

WEEK 17 / THROUGH SUNDAY, JANUARY 3, 2021

NFL / OPPONENT/DEFENSE RANK

Tm	(A)	(B)	(C)	(D)	(E)	(F)	(G)	(H)	(I)	(J)	(K)	(L)	(M)	(N)	(O)	(P)	(Q)	(R)	(S)
BAL	7	7	8	22	6	4	27	15	16	2	9	4	10	26	16	2	1	1	10
BUF	14	15	17	26	13	9	9	14	17	13	18	17	3	20	10	16	30	5	8
CIN	26	28	29	31	19	25	18	31	15	20	24	6	19	28	21	22	21	28	29
CLE	17	17	9	12	22	16	23	16	18	23	31	20	28	4	12	21	19	16	14
DEN	21	20	25	29	16t	13	25	10	11	15	12	15	31	11	9	25	31	29	26
HOU	30	30	32	32	24	28	32	18	29	29	13	9	8	10	14	27	6	26	27
IND	8	10	2	2	20	19	8	11	8	19	5t	12	12	6	7	10t	10	8	7
JAC	31	31	30	27	27	31	13	30	31	21	27t	11	4	3	1	31	4	31	31
KC	16	18	21	17	14	18	6	20	19t	17	25t	13	22	24	29	10t	2	6	3
LV	25	26	24	24	26	27	26	29	27t	30	32	22	20	15	5	30	9	21	17
LAC	10	16	18	16	9	14	15	23	7	22	27t	31	29	29	27	23	22	20	9
MIA	20	24	16	18	23	24	3	9	12	1	10	29	1	21	6	6	3	11	24
NE	15	22	26	20	8	23	1	25	13	16	16	7	11	19	3	7	8	19	22
NYJ	24	21	12	7	28	26	28	22	27t	24	4	27	24t	2	4	26	11t	32	32
PIT	3	3	11	13	3	3	2	1	2	5	1	24	15	16	20	3	14t	7	12
TEN	28	25	19	19	29	22	12	32	30	32	17	16	17	30	23	24	29	12	16
ARI	13	8	22	25	10	6	20	5	23	12	27t	19	5	7	13	12	14t	13	11
ATL	29	29	6	14	32	29	21	26	25	18	7t	2	21	17	24	19	20	18	25
CAR	18	19	20	28	18	12	31	24	22	31	21	25	7	5	19	18	32	23	18
CHI	11	11	15	9	12	17	24	17	9	8	20	28	6	13	17	14	11t	15	20
DAL	23	23	31	30	11	21	19	19	21	26	11	18	9	14	8	28	23t	25	21
DET	32	32	28	15	30	32	30	27	32	28	22t	3	13	1	2	32	5	30	30
GB	9	14	13t	21	7	10	17	8	10	10t	19	32	23	8	26	13	23t	3	6
LAR	1	1	3	3	1	1	10	2	1	3	5t	30	30	31	32	1	17t	10	1
MIN	27	27	27	23	25	30	7	28	24	10t	30	23	24t	18	28	29	28	22	15
NO	4	4	4	4	5	5	4	6	6	9	14	1	2	25	11	5	17t	2	2
NYG	12	9	10	8	16t	11	22	12	19t	25	22t	21	16	27	15	9	23t	24	28
PHI	19	13	23	10	15	20	29	3	14	7	3	8	18	22	25	20	16	27	23
SF	5	5	7	6	4	7	14	21	4	4	25t	14	26	32	31	17	27	17	5
SEA	22	12	5	5	31	15	16	13	26	27	7t	10	14	12	18	15	11t	9	19
TB	6	6	1	1	21	8	11	7	5	14	15	26	32	9	22	8	7	4	4
WAS	2	2	13t	11	2	2	5	4	3	6	2	5	27	23	30	4	23t	14	13

Opponent/Defense Rank

- (A) Total Yards per Game
- (B) Yards per Play
- (C) Rushing Yards per Game
- (D) Rushing Yards per Attempt
- (E) Passing Net Yards per Game
- (F) Passing Net Yards per Play
- (G) Passing, Percent Had Intercepted
- (H) Sacks per Pass Play
- (I) First Downs per Game
- (J) Third Down Efficiency
- (K) Fourth Down Efficiency
- (L) Punt Return Average
- (M) Kickoff Return Average
- (N) Gross Punting Average
- (O) Net Punting Average
- (P) Points per Game
- (Q) Field Goal Percentage
- Combined Offense/Defense Rank
- (R) Points per Game Differential
- (S) Net Yards per Game Differential

WEEK 17 / THROUGH SUNDAY, JANUARY 3, 2021**AFC / TOTAL OFFENSE**

Rank	Team	Total	Rushing	Passing	Total	Rushing	Passing
1)	Kansas City	6653	1799	4854	415.8	112.4	303.4
2t)	Buffalo	6343	1723	4620	396.4	107.7	288.8
2t)	Tennessee	6343	2690	3653	396.4	168.1	228.3
4)	Las Vegas	6133	1916	4217	383.3	119.8	263.6
5)	L.A. Chargers	6113	1784	4329	382.1	111.5	270.6
6)	Indianapolis	6049	1996	4053	378.1	124.8	253.3
7)	Houston	6004	1466	4538	375.3	91.6	283.6
8)	Cleveland	5913	2374	3539	369.6	148.4	221.2
9)	Baltimore	5810	3071	2739	363.1	191.9	171.2
10)	Miami	5424	1688	3736	339.0	105.5	233.5
11)	Denver	5369	1918	3451	335.6	119.9	215.7
12)	Pittsburgh	5354	1351	4003	334.6	84.4	250.2
13)	New England	5236	2346	2890	327.3	146.6	180.6
14)	Jacksonville	5218	1519	3699	326.1	94.9	231.2
15)	Cincinnati	5116	1668	3448	319.8	104.3	215.5
16)	N.Y. Jets	4479	1683	2796	279.9	105.2	174.8

AFC / TOTAL DEFENSE

Rank	Team	Total	Rushing	Passing	Total	Rushing	Passing
1)	Pittsburgh	4893	1783	3110	305.8	111.4	194.4
2)	Baltimore	5276	1740	3536	329.8	108.8	221.0
3)	Indianapolis	5314	1448	3866	332.1	90.5	241.6
4)	L.A. Chargers	5495	1917	3578	343.4	119.8	223.6
5)	Buffalo	5640	1914	3726	352.5	119.6	232.9
6)	New England	5660	2103	3557	353.8	131.4	222.3
7)	Kansas City	5733	1954	3779	358.3	122.1	236.2
8)	Cleveland	5735	1773	3962	358.4	110.8	247.6
9)	Miami	5886	1862	4024	367.9	116.4	251.5
10)	Denver	5887	2080	3807	367.9	130.0	237.9
11)	N.Y. Jets	6201	1792	4409	387.6	112.0	275.6
12)	Las Vegas	6225	2013	4212	389.1	125.8	263.3
13)	Cincinnati	6227	2368	3859	389.2	148.0	241.2
14)	Tennessee	6372	1933	4439	398.3	120.8	277.4
15)	Houston	6668	2564	4104	416.8	160.3	256.5
16)	Jacksonville	6683	2452	4231	417.7	153.3	264.4

NFC / TOTAL OFFENSE

Rank	Team	Total	Rushing	Passing	Total	Rushing	Passing
1)	Minnesota	6292	2283	4009	393.3	142.7	250.6
2)	Green Bay	6224	2118	4106	389.0	132.4	256.6
3)	Arizona	6153	2237	3916	384.6	139.8	244.8
4)	Tampa Bay	6145	1519	4626	384.1	94.9	289.1
5)	L.A. Rams	6032	2018	4014	377.0	126.1	250.9
6)	New Orleans	6023	2265	3758	376.4	141.6	234.9
7)	Dallas	5949	1788	4161	371.8	111.8	260.1
8)	San Francisco	5922	1889	4033	370.1	118.1	252.1
9)	Seattle	5912	1971	3941	369.5	123.2	246.3
10)	Atlanta	5895	1532	4363	368.4	95.8	272.7
11)	Detroit	5603	1499	4104	350.2	93.7	256.5
12)	Carolina	5592	1704	3888	349.5	106.5	243.0
13)	Philadelphia	5354	2027	3327	334.6	126.7	207.9
14)	Chicago	5302	1647	3655	331.4	102.9	228.4
15)	Washington	5076	1611	3465	317.3	100.7	216.6
16)	N.Y. Giants	4794	1768	3026	299.6	110.5	189.1

NFC / TOTAL DEFENSE

Rank	Team	Total	Rushing	Passing	Total	Rushing	Passing
1)	L.A. Rams	4511	1460	3051	281.9	91.3	190.7
2)	Washington	4873	1805	3068	304.6	112.8	191.8
3)	New Orleans	4974	1502	3472	310.9	93.9	217.0
4)	San Francisco	5030	1703	3327	314.4	106.4	207.9
5)	Tampa Bay	5234	1289	3945	327.1	80.6	246.6
6)	Green Bay	5344	1805	3539	334.0	112.8	221.2
7)	Chicago	5519	1814	3705	344.9	113.4	231.6
8)	N.Y. Giants	5589	1782	3807	349.3	111.4	237.9
9)	Arizona	5631	2008	3623	351.9	125.5	226.4
10)	Carolina	5761	1936	3825	360.1	121.0	239.1
11)	Philadelphia	5810	2012	3798	363.1	125.8	237.4
12)	Seattle	6089	1529	4560	380.6	95.6	285.0
13)	Dallas	6183	2541	3642	386.4	158.8	227.6
14)	Minnesota	6292	2151	4141	393.3	134.4	258.8
15)	Atlanta	6374	1677	4697	398.4	104.8	293.6
16)	Detroit	6716	2158	4558	419.8	134.9	284.9

WEEK 17 / THROUGH SUNDAY, JANUARY 3, 2021**NFL / TOTAL OFFENSE**

Rank	Team	Total	Rushing	Passing	Total	Rushing	Passing
1)	Kansas City	6653	1799	4854	415.8	112.4	303.4
2t)	Buffalo	6343	1723	4620	396.4	107.7	288.8
2t)	Tennessee	6343	2690	3653	396.4	168.1	228.3
4)	Minnesota	6292	2283	4009	393.3	142.7	250.6
5)	Green Bay	6224	2118	4106	389.0	132.4	256.6
6)	Arizona	6153	2237	3916	384.6	139.8	244.8
7)	Tampa Bay	6145	1519	4626	384.1	94.9	289.1
8)	Las Vegas	6133	1916	4217	383.3	119.8	263.6
9)	L.A. Chargers	6113	1784	4329	382.1	111.5	270.6
10)	Indianapolis	6049	1996	4053	378.1	124.8	253.3
11)	L.A. Rams	6032	2018	4014	377.0	126.1	250.9
12)	New Orleans	6023	2265	3758	376.4	141.6	234.9
13)	Houston	6004	1466	4538	375.3	91.6	283.6
14)	Dallas	5949	1788	4161	371.8	111.8	260.1
15)	San Francisco	5922	1889	4033	370.1	118.1	252.1
16)	Cleveland	5913	2374	3539	369.6	148.4	221.2
17)	Seattle	5912	1971	3941	369.5	123.2	246.3
18)	Atlanta	5895	1532	4363	368.4	95.8	272.7
19)	Baltimore	5810	3071	2739	363.1	191.9	171.2
20)	Detroit	5603	1499	4104	350.2	93.7	256.5
21)	Carolina	5592	1704	3888	349.5	106.5	243.0
22)	Miami	5424	1688	3736	339.0	105.5	233.5
23)	Denver	5369	1918	3451	335.6	119.9	215.7
24t)	Pittsburgh	5354	1351	4003	334.6	84.4	250.2
24t)	Philadelphia	5354	2027	3327	334.6	126.7	207.9
26)	Chicago	5302	1647	3655	331.4	102.9	228.4
27)	New England	5236	2346	2890	327.3	146.6	180.6
28)	Jacksonville	5218	1519	3699	326.1	94.9	231.2
29)	Cincinnati	5116	1668	3448	319.8	104.3	215.5
30)	Washington	5076	1611	3465	317.3	100.7	216.6
31)	N.Y. Giants	4794	1768	3026	299.6	110.5	189.1
32)	N.Y. Jets	4479	1683	2796	279.9	105.2	174.8

NFL / TOTAL DEFENSE

Rank	Team	Total	Rushing	Passing	Total	Rushing	Passing
1)	L.A. Rams	4511	1460	3051	281.9	91.3	190.7
2)	Washington	4873	1805	3068	304.6	112.8	191.8
3)	Pittsburgh	4893	1783	3110	305.8	111.4	194.4
4)	New Orleans	4974	1502	3472	310.9	93.9	217.0
5)	San Francisco	5030	1703	3327	314.4	106.4	207.9
6)	Tampa Bay	5234	1289	3945	327.1	80.6	246.6
7)	Baltimore	5276	1740	3536	329.8	108.8	221.0
8)	Indianapolis	5314	1448	3866	332.1	90.5	241.6
9)	Green Bay	5344	1805	3539	334.0	112.8	221.2
10)	L.A. Chargers	5495	1917	3578	343.4	119.8	223.6
11)	Chicago	5519	1814	3705	344.9	113.4	231.6
12)	N.Y. Giants	5589	1782	3807	349.3	111.4	237.9
13)	Arizona	5631	2008	3623	351.9	125.5	226.4
14)	Buffalo	5640	1914	3726	352.5	119.6	232.9
15)	New England	5660	2103	3557	353.8	131.4	222.3
16)	Kansas City	5733	1954	3779	358.3	122.1	236.2
17)	Cleveland	5735	1773	3962	358.4	110.8	247.6
18)	Carolina	5761	1936	3825	360.1	121.0	239.1
19)	Philadelphia	5810	2012	3798	363.1	125.8	237.4
20)	Miami	5886	1862	4024	367.9	116.4	251.5
21)	Denver	5887	2080	3807	367.9	130.0	237.9
22)	Seattle	6089	1529	4560	380.6	95.6	285.0
23)	Dallas	6183	2541	3642	386.4	158.8	227.6
24)	N.Y. Jets	6201	1792	4409	387.6	112.0	275.6
25)	Las Vegas	6225	2013	4212	389.1	125.8	263.3
26)	Cincinnati	6227	2368	3859	389.2	148.0	241.2
27)	Minnesota	6292	2151	4141	393.3	134.4	258.8
28)	Tennessee	6372	1933	4439	398.3	120.8	277.4
29)	Atlanta	6374	1677	4697	398.4	104.8	293.6
30)	Houston	6668	2564	4104	416.8	160.3	256.5
31)	Jacksonville	6683	2452	4231	417.7	153.3	264.4
32)	Detroit	6716	2158	4558	419.8	134.9	284.9

WEEK 17 / THROUGH SUNDAY, JANUARY 3, 2021

AFC / TAKEAWAYS, GIVEAWAYS

Rank	Team	TAKEAWAYS			GIVEAWAYS			Net Diff
		Int	Fum	Total	Int	Fum	Total	
1)	Tennessee	15	8	23	7	5	12	= +11
2)	Indianapolis	15	10	25	11	4	15	= +10
3t)	Miami	18	11	29	13	7	20	= +9
3t)	Pittsburgh	18	9	27	11	7	18	= +9
5)	Kansas City	16	6	22	7	9	16	= +6
6)	Cleveland	11	10	21	8	8	16	= +5
7t)	Baltimore	10	12	22	11	7	18	= +4
7t)	Buffalo	15	11	26	11	11	22	= +4
9t)	L.A. Chargers	12	7	19	10	6	16	= +3
9t)	New England	18	4	22	14	5	19	= +3
11)	N.Y. Jets	10	9	19	14	5	19	= 0
12)	Cincinnati	11	6	17	11	13	24	= -7
13)	Jacksonville	12	5	17	16	9	25	= -8
14)	Houston	3	6	9	7	11	18	= -9
15)	Las Vegas	10	5	15	10	16	26	= -11
16)	Denver	10	6	16	23	9	32	= -16
	Totals	204	125	329	184	132	316	= +13

NFC / TAKEAWAYS, GIVEAWAYS

Rank	Team	TAKEAWAYS			GIVEAWAYS			Net Diff
		Int	Fum	Total	Int	Fum	Total	
1)	New Orleans	18	8	26	8	9	17	= +9
2)	Tampa Bay	15	10	25	12	5	17	= +8
3)	Green Bay	11	7	18	5	6	11	= +7
4)	Seattle	14	8	22	13	5	18	= +4
5)	Atlanta	12	9	21	11	7	18	= +3
6)	Carolina	7	15	22	16	5	21	= +1
7t)	Arizona	11	10	21	13	8	21	= 0
7t)	N.Y. Giants	11	11	22	11	11	22	= 0
9)	Minnesota	15	7	22	13	10	23	= -1
10t)	Dallas	10	13	23	13	13	26	= -3
10t)	L.A. Rams	14	8	22	14	11	25	= -3
12t)	Chicago	10	8	18	16	6	22	= -4
12t)	Washington	16	7	23	16	11	27	= -4
14)	Detroit	7	5	12	13	8	21	= -9
15)	Philadelphia	8	11	19	20	9	29	= -10
16)	San Francisco	12	8	20	17	14	31	= -11
	Totals	191	145	336	211	138	349	= -13

NFL / TAKEAWAYS, GIVEAWAYS

Rank	Team	TAKEAWAYS			GIVEAWAYS			Net Diff
		Int	Fum	Total	Int	Fum	Total	
1)	Tennessee	15	8	23	7	5	12	= +11
2)	Indianapolis	15	10	25	11	4	15	= +10
3t)	Miami	18	11	29	13	7	20	= +9
3t)	Pittsburgh	18	9	27	11	7	18	= +9
3t)	New Orleans	18	8	26	8	9	17	= +9
6)	Tampa Bay	15	10	25	12	5	17	= +8
7)	Green Bay	11	7	18	5	6	11	= +7
8)	Kansas City	16	6	22	7	9	16	= +6
9)	Cleveland	11	10	21	8	8	16	= +5
10t)	Baltimore	10	12	22	11	7	18	= +4
10t)	Buffalo	15	11	26	11	11	22	= +4
10t)	Seattle	14	8	22	13	5	18	= +4
13t)	L.A. Chargers	12	7	19	10	6	16	= +3
13t)	New England	18	4	22	14	5	19	= +3
13t)	Atlanta	12	9	21	11	7	18	= +3
16)	Carolina	7	15	22	16	5	21	= +1
17t)	N.Y. Jets	10	9	19	14	5	19	= 0
17t)	Arizona	11	10	21	13	8	21	= 0
17t)	N.Y. Giants	11	11	22	11	11	22	= 0
20)	Minnesota	15	7	22	13	10	23	= -1
21t)	Dallas	10	13	23	13	13	26	= -3
21t)	L.A. Rams	14	8	22	14	11	25	= -3
23t)	Chicago	10	8	18	16	6	22	= -4
23t)	Washington	16	7	23	16	11	27	= -4
25)	Cincinnati	11	6	17	11	13	24	= -7
26)	Jacksonville	12	5	17	16	9	25	= -8
27t)	Houston	3	6	9	7	11	18	= -9
27t)	Detroit	7	5	12	13	8	21	= -9
29)	Philadelphia	8	11	19	20	9	29	= -10
30t)	Las Vegas	10	5	15	10	16	26	= -11
30t)	San Francisco	12	8	20	17	14	31	= -11
32)	Denver	10	6	16	23	9	32	= -16
	Totals	395	270	665	395	270	665	= 0

WEEK 17 / THROUGH SUNDAY, JANUARY 3, 2021**AFC / TEAM/OFFENSE INSIDE THE 20**

Rank	Team	Poss	Pts	TD	TD%	FG	Score	Score%
1)	Tennessee	64	355	48	75.0	7	55	85.9
2)	Cleveland	53	296	39	73.6	9	48	90.6
3)	Pittsburgh	52	264	33	63.5	12	45	86.5
4)	Baltimore	60	305	38	63.3	13	51	85.0
5)	Buffalo	68	343	42	61.8	17	59	86.8
6)	Kansas City	59	303	36	61.0	18	54	91.5
7)	Jacksonville	45	212	27	60.0	10	37	82.2
8t)	Indianapolis	60	301	35	58.3	19	54	90.0
8t)	Miami	60	301	35	58.3	18	53	88.3
10)	L.A. Chargers	56	268	32	57.1	16	48	85.7
11)	Las Vegas	59	296	32	54.2	24	56	94.9
12)	New England	48	217	26	54.2	13	39	81.3
13)	Houston	50	240	27	54.0	18	45	90.0
14)	Denver	45	199	24	53.3	12	36	80.0
15)	Cincinnati	48	212	24	50.0	15	39	81.3
16)	N.Y. Jets	38	148	16	42.1	13	29	76.3

AFC / OPPONENTS/DEFENSE INSIDE THE 20

Rank	Team	Poss	Pts	TD	TD%	FG	Score	Score%
1)	Denver	61	281	29	47.5	27	56	91.8
2)	Pittsburgh	45	211	25	55.6	12	37	82.2
3)	Miami	47	218	27	57.4	10	37	78.7
4)	L.A. Chargers	55	270	32	58.2	17	49	89.1
5)	N.Y. Jets	60	283	36	60.0	11	47	78.3
6)	Cleveland	61	301	37	60.7	15	52	85.2
7)	Indianapolis	52	256	32	61.5	10	42	80.8
8)	Las Vegas	68	356	42	61.8	22	64	94.1
9)	Baltimore	45	228	28	62.2	11	39	86.7
10t)	Houston	63	327	40	63.5	16	56	88.9
10t)	Jacksonville	63	325	40	63.5	16	56	88.9
12)	Cincinnati	58	310	37	63.8	18	55	94.8
13)	New England	49	260	32	65.3	12	44	89.8
14)	Buffalo	58	303	38	65.5	13	51	87.9
15)	Tennessee	65	346	45	69.2	13	58	89.2
16)	Kansas City	47	267	36	76.6	6	42	89.4

NFC / TEAM/OFFENSE INSIDE THE 20

Rank	Team	Poss	Pts	TD	TD%	FG	Score	Score%
1)	Green Bay	60	355	48	80.0	7	55	91.7
2)	Seattle	56	310	41	73.2	9	50	89.3
3)	New Orleans	68	384	49	72.1	14	63	92.6
4)	Minnesota	59	318	42	71.2	9	51	86.4
5)	Tampa Bay	61	338	42	68.9	16	58	95.1
6)	San Francisco	55	285	37	67.3	10	47	85.5
7)	Detroit	53	276	35	66.0	11	46	86.8
8)	Arizona	58	300	38	65.5	12	50	86.2
9)	Philadelphia	46	211	28	60.9	6	34	73.9
10)	L.A. Rams	57	279	33	57.9	17	50	87.7
11)	Washington	47	221	27	57.4	12	39	83.0
12)	Chicago	55	271	31	56.4	18	49	89.1
13)	Atlanta	58	275	31	53.4	21	52	89.7
14)	Carolina	57	254	29	50.9	18	47	82.5
15)	Dallas	54	242	27	50.0	18	45	83.3
16)	N.Y. Giants	41	177	19	46.3	15	34	82.9

NFC / OPPONENTS/DEFENSE INSIDE THE 20

Rank	Team	Poss	Pts	TD	TD%	FG	Score	Score%
1)	N.Y. Giants	59	266	30	50.8	21	51	86.4
2)	Arizona	56	246	29	51.8	16	45	80.4
3)	Washington	43	199	23	53.5	13	36	83.7
4)	Chicago	53	256	29	54.7	19	48	90.6
5)	Green Bay	52	267	30	57.7	18	48	92.3
6)	San Francisco	45	228	26	57.8	16	42	93.3
7)	Minnesota	58	282	34	58.6	16	50	86.2
8)	L.A. Rams	46	218	27	58.7	10	37	80.4
9)	Dallas	55	276	34	61.8	13	47	85.5
10)	Seattle	56	269	35	62.5	11	46	82.1
11)	Tampa Bay	51	258	32	62.7	12	44	86.3
12)	Carolina	57	303	36	63.2	18	54	94.7
13)	Atlanta	56	280	36	64.3	10	46	82.1
14)	Philadelphia	51	255	33	64.7	9	42	82.4
15)	New Orleans	50	260	34	68.0	8	42	84.0
16)	Detroit	65	351	47	72.3	8	55	84.6

WEEK 17 / THROUGH SUNDAY, JANUARY 3, 2021

NFL / TEAM/OFFENSE INSIDE THE 20

Rank	Team	Poss	Pts	TD	TD%	FG	Score	Score%
1)	Green Bay	60	355	48	80.0	7	55	91.7
2)	Tennessee	64	355	48	75.0	7	55	85.9
3)	Cleveland	53	296	39	73.6	9	48	90.6
4)	Seattle	56	310	41	73.2	9	50	89.3
5)	New Orleans	68	384	49	72.1	14	63	92.6
6)	Minnesota	59	318	42	71.2	9	51	86.4
7)	Tampa Bay	61	338	42	68.9	16	58	95.1
8)	San Francisco	55	285	37	67.3	10	47	85.5
9)	Detroit	53	276	35	66.0	11	46	86.8
10)	Arizona	58	300	38	65.5	12	50	86.2
11)	Pittsburgh	52	264	33	63.5	12	45	86.5
12)	Baltimore	60	305	38	63.3	13	51	85.0
13)	Buffalo	68	343	42	61.8	17	59	86.8
14)	Kansas City	59	303	36	61.0	18	54	91.5
15)	Philadelphia	46	211	28	60.9	6	34	73.9
16)	Jacksonville	45	212	27	60.0	10	37	82.2
17t)	Indianapolis	60	301	35	58.3	19	54	90.0
17t)	Miami	60	301	35	58.3	18	53	88.3
19)	L.A. Rams	57	279	33	57.9	17	50	87.7
20)	Washington	47	221	27	57.4	12	39	83.0
21)	L.A. Chargers	56	268	32	57.1	16	48	85.7
22)	Chicago	55	271	31	56.4	18	49	89.1
23)	Las Vegas	59	296	32	54.2	24	56	94.9
24)	New England	48	217	26	54.2	13	39	81.3
25)	Houston	50	240	27	54.0	18	45	90.0
26)	Atlanta	58	275	31	53.4	21	52	89.7
27)	Denver	45	199	24	53.3	12	36	80.0
28)	Carolina	57	254	29	50.9	18	47	82.5
29t)	Cincinnati	48	212	24	50.0	15	39	81.3
29t)	Dallas	54	242	27	50.0	18	45	83.3
31)	N.Y. Giants	41	177	19	46.3	15	34	82.9
32)	N.Y. Jets	38	148	16	42.1	13	29	76.3

NFL / OPPONENTS/DEFENSE INSIDE THE 20

Rank	Team	Poss	Pts	TD	TD%	FG	Score	Score%
1)	Denver	61	281	29	47.5	27	56	91.8
2)	N.Y. Giants	59	266	30	50.8	21	51	86.4
3)	Arizona	56	246	29	51.8	16	45	80.4
4)	Washington	43	199	23	53.5	13	36	83.7
5)	Chicago	53	256	29	54.7	19	48	90.6
6)	Pittsburgh	45	211	25	55.6	12	37	82.2
7)	Miami	47	218	27	57.4	10	37	78.7
8)	Green Bay	52	267	30	57.7	18	48	92.3
9)	San Francisco	45	228	26	57.8	16	42	93.3
10)	L.A. Chargers	55	270	32	58.2	17	49	89.1
11)	Minnesota	58	282	34	58.6	16	50	86.2
12)	L.A. Rams	46	218	27	58.7	10	37	80.4
13)	N.Y. Jets	60	283	36	60.0	11	47	78.3
14)	Cleveland	61	301	37	60.7	15	52	85.2
15)	Indianapolis	52	256	32	61.5	10	42	80.8
16)	Dallas	55	276	34	61.8	13	47	85.5
17)	Las Vegas	68	356	42	61.8	22	64	94.1
18)	Baltimore	45	228	28	62.2	11	39	86.7
19)	Seattle	56	269	35	62.5	11	46	82.1
20)	Tampa Bay	51	258	32	62.7	12	44	86.3
21)	Carolina	57	303	36	63.2	18	54	94.7
22t)	Houston	63	327	40	63.5	16	56	88.9
22t)	Jacksonville	63	325	40	63.5	16	56	88.9
24)	Cincinnati	58	310	37	63.8	18	55	94.8
25)	Atlanta	56	280	36	64.3	10	46	82.1
26)	Philadelphia	51	255	33	64.7	9	42	82.4
27)	New England	49	260	32	65.3	12	44	89.8
28)	Buffalo	58	303	38	65.5	13	51	87.9
29)	New Orleans	50	260	34	68.0	8	42	84.0
30)	Tennessee	65	346	45	69.2	13	58	89.2
31)	Detroit	65	351	47	72.3	8	55	84.6
32)	Kansas City	47	267	36	76.6	6	42	89.4

WEEK 17 / THROUGH SUNDAY, JANUARY 3, 2021

AFC / OFFENSE/TEAMS: FIRST DOWNS, THIRD DOWNS, FOURTH DOWNS

Rank	Team	FIRST DOWNS				THIRD DOWNS			FOURTH DOWNS		
		Total	Rush	Pass	Pen	Made	Att	Pct	Made	Att	Pct
1t)	Buffalo	397	119	240	38	93	187	49.7	8	10	80.0
1t)	Kansas City	397	110	255	32	95	194	49.0	9	16	56.3
3)	Tennessee	381	142	203	36	84	182	46.2	10	16	62.5
4)	L.A. Chargers	373	111	226	36	99	224	44.2	12	25	48.0
5)	Indianapolis	364	129	201	34	78	197	39.6	16	26	61.5
6)	Las Vegas	359	121	206	32	91	198	46.0	16	21	76.2
7)	Cleveland	355	133	195	27	88	196	44.9	8	24	33.3
8)	Miami	345	100	207	38	78	202	38.6	8	10	80.0
9)	New England	332	143	157	32	76	186	40.9	9	17	52.9
10)	Baltimore	327	166	142	19	101	207	48.8	12	19	63.2
11)	Houston	326	83	222	21	83	193	43.0	9	16	56.3
12)	Pittsburgh	322	81	206	35	97	230	42.2	10	19	52.6
13)	Cincinnati	318	92	201	25	77	213	36.2	19	27	70.4
14)	Jacksonville	310	80	205	25	84	207	40.6	7	26	26.9
15)	Denver	308	94	176	38	82	212	38.7	4	15	26.7
16)	N.Y. Jets	269	94	146	29	70	206	34.0	7	18	38.9
	Totals	5483	1798	3188	497	1376	3234	42.5	164	305	53.8

AFC / DEFENSE/OPPONENTS: FIRST DOWNS, THIRD DOWNS, FOURTH DOWNS

Rank	Team	FIRST DOWNS				THIRD DOWNS			FOURTH DOWNS		
		Total	Rush	Pass	Pen	Made	Att	Pct	Made	Att	Pct
1)	Pittsburgh	281	94	163	24	83	222	37.4	5	20	25.0
2)	L.A. Chargers	324	112	186	26	89	204	43.6	10	15	66.7
3)	Indianapolis	329	94	203	32	86	203	42.4	6	14	42.9
4)	Denver	333	106	201	26	88	219	40.2	7	14	50.0
5)	Miami	336	113	193	30	58	186	31.2	12	26	46.2
6)	New England	339	131	187	21	76	186	40.9	9	16	56.3
7)	Cincinnati	343	126	192	25	91	210	43.3	10	16	62.5
8)	Baltimore	347	96	213	38	65	191	34.0	16	35	45.7
9)	Buffalo	351	125	199	27	76	191	39.8	11	19	57.9
10)	Cleveland	352	116	214	22	90	205	43.9	22	27	81.5
11)	Kansas City	353	113	202	38	77	188	41.0	13	20	65.0
12t)	Las Vegas	381	114	223	44	100	205	48.8	14	17	82.4
12t)	N.Y. Jets	381	100	235	46	90	202	44.6	5	12	41.7
14)	Houston	390	145	222	23	96	202	47.5	11	21	52.4
15)	Tennessee	391	113	247	31	111	214	51.9	15	26	57.7
16)	Jacksonville	394	140	210	44	86	198	43.4	12	18	66.7
	Totals	5625	1838	3290	497	1362	3226	42.2	178	316	56.3

WEEK 17 / THROUGH SUNDAY, JANUARY 3, 2021**NFC / OFFENSE/TEAMS: FIRST DOWNS, THIRD DOWNS, FOURTH DOWNS**

Rank	Team	FIRST DOWNS				THIRD DOWNS			FOURTH DOWNS		
		Total	Rush	Pass	Pen	Made	Att	Pct	Made	Att	Pct
1)	Minnesota	383	139	212	32	74	181	40.9	13	23	56.5
2)	Arizona	381	136	211	34	80	202	39.6	17	25	68.0
3)	Dallas	371	115	231	25	87	215	40.5	17	31	54.8
4)	New Orleans	367	147	199	21	93	208	44.7	11	16	68.8
5)	Atlanta	366	86	243	37	97	221	43.9	15	26	57.7
6)	Tampa Bay	364	82	238	44	83	191	43.5	8	14	57.1
7)	Green Bay	358	114	216	28	89	180	49.4	13	21	61.9
8)	Seattle	356	111	216	29	76	189	40.2	8	14	57.1
9)	L.A. Rams	352	123	206	23	98	226	43.4	8	17	47.1
10t)	Detroit	350	93	220	37	79	192	41.1	10	20	50.0
10t)	San Francisco	350	101	217	32	77	197	39.1	6	15	40.0
12)	Philadelphia	336	114	177	45	82	220	37.3	15	35	42.9
13t)	Carolina	335	110	192	33	76	195	39.0	15	27	55.6
13t)	Chicago	335	93	218	24	71	205	34.6	17	28	60.7
15)	Washington	322	108	184	30	88	225	39.1	11	19	57.9
16)	N.Y. Giants	297	91	178	28	72	198	36.4	14	22	63.6
	Totals	5623	1763	3358	502	1322	3245	40.7	198	353	56.1

NFC / DEFENSE/OPPONENTS: FIRST DOWNS, THIRD DOWNS, FOURTH DOWNS

Rank	Team	FIRST DOWNS				THIRD DOWNS			FOURTH DOWNS		
		Total	Rush	Pass	Pen	Made	Att	Pct	Made	Att	Pct
1)	L.A. Rams	280	91	170	19	74	209	35.4	9	21	42.9
2)	Washington	289	100	161	28	81	216	37.5	9	24	37.5
3)	San Francisco	311	102	176	33	71	200	35.5	13	20	65.0
4)	Tampa Bay	319	78	215	26	82	205	40.0	14	25	56.0
5)	New Orleans	320	85	185	50	79	207	38.2	16	30	53.3
6)	Chicago	331	104	190	37	80	210	38.1	13	22	59.1
7)	Green Bay	332	119	184	29	73	185	39.5	14	24	58.3
8)	Philadelphia	340	98	209	33	80	211	37.9	7	18	38.9
9)	N.Y. Giants	353	115	215	23	91	204	44.6	11	18	61.1
10)	Dallas	359	142	180	37	98	209	46.9	10	21	47.6
11)	Carolina	360	114	211	35	98	199	49.2	6	10	60.0
12)	Arizona	363	118	207	38	80	202	39.6	14	21	66.7
13)	Minnesota	366	136	208	22	73	185	39.5	17	24	70.8
14)	Atlanta	367	97	239	31	80	195	41.0	10	23	43.5
15)	Seattle	376	97	253	26	105	223	47.1	10	23	43.5
16)	Detroit	415	127	253	35	91	193	47.2	11	18	61.1
	Totals	5481	1723	3256	502	1336	3253	41.1	184	342	53.8

WEEK 17 / THROUGH SUNDAY, JANUARY 3, 2021

NFL / OFFENSE/TEAMS: FIRST DOWNS, THIRD DOWNS, FOURTH DOWNS

Rank	Team	FIRST DOWNS				THIRD DOWNS			FOURTH DOWNS		
		Total	Rush	Pass	Pen	Made	Att	Pct	Made	Att	Pct
1t)	Buffalo	397	119	240	38	93	187	49.7	8	10	80.0
1t)	Kansas City	397	110	255	32	95	194	49.0	9	16	56.3
3)	Minnesota	383	139	212	32	74	181	40.9	13	23	56.5
4t)	Tennessee	381	142	203	36	84	182	46.2	10	16	62.5
4t)	Arizona	381	136	211	34	80	202	39.6	17	25	68.0
6)	L.A. Chargers	373	111	226	36	99	224	44.2	12	25	48.0
7)	Dallas	371	115	231	25	87	215	40.5	17	31	54.8
8)	New Orleans	367	147	199	21	93	208	44.7	11	16	68.8
9)	Atlanta	366	86	243	37	97	221	43.9	15	26	57.7
10t)	Indianapolis	364	129	201	34	78	197	39.6	16	26	61.5
10t)	Tampa Bay	364	82	238	44	83	191	43.5	8	14	57.1
12)	Las Vegas	359	121	206	32	91	198	46.0	16	21	76.2
13)	Green Bay	358	114	216	28	89	180	49.4	13	21	61.9
14)	Seattle	356	111	216	29	76	189	40.2	8	14	57.1
15)	Cleveland	355	133	195	27	88	196	44.9	8	24	33.3
16)	L.A. Rams	352	123	206	23	98	226	43.4	8	17	47.1
17t)	Detroit	350	93	220	37	79	192	41.1	10	20	50.0
17t)	San Francisco	350	101	217	32	77	197	39.1	6	15	40.0
19)	Miami	345	100	207	38	78	202	38.6	8	10	80.0
20)	Philadelphia	336	114	177	45	82	220	37.3	15	35	42.9
21t)	Carolina	335	110	192	33	76	195	39.0	15	27	55.6
21t)	Chicago	335	93	218	24	71	205	34.6	17	28	60.7
23)	New England	332	143	157	32	76	186	40.9	9	17	52.9
24)	Baltimore	327	166	142	19	101	207	48.8	12	19	63.2
25)	Houston	326	83	222	21	83	193	43.0	9	16	56.3
26t)	Pittsburgh	322	81	206	35	97	230	42.2	10	19	52.6
26t)	Washington	322	108	184	30	88	225	39.1	11	19	57.9
28)	Cincinnati	318	92	201	25	77	213	36.2	19	27	70.4
29)	Jacksonville	310	80	205	25	84	207	40.6	7	26	26.9
30)	Denver	308	94	176	38	82	212	38.7	4	15	26.7
31)	N.Y. Giants	297	91	178	28	72	198	36.4	14	22	63.6
32)	N.Y. Jets	269	94	146	29	70	206	34.0	7	18	38.9
	Totals	11106	3561	6546	999	2698	6479	41.6	362	658	55.0

NFL / DEFENSE/OPPONENTS: FIRST DOWNS, THIRD DOWNS, FOURTH DOWNS

Rank	Team	FIRST DOWNS				THIRD DOWNS			FOURTH DOWNS		
		Total	Rush	Pass	Pen	Made	Att	Pct	Made	Att	Pct
1)	L.A. Rams	280	91	170	19	74	209	35.4	9	21	42.9
2)	Pittsburgh	281	94	163	24	83	222	37.4	5	20	25.0
3)	Washington	289	100	161	28	81	216	37.5	9	24	37.5
4)	San Francisco	311	102	176	33	71	200	35.5	13	20	65.0
5)	Tampa Bay	319	78	215	26	82	205	40.0	14	25	56.0
6)	New Orleans	320	85	185	50	79	207	38.2	16	30	53.3
7)	L.A. Chargers	324	112	186	26	89	204	43.6	10	15	66.7
8)	Indianapolis	329	94	203	32	86	203	42.4	6	14	42.9
9)	Chicago	331	104	190	37	80	210	38.1	13	22	59.1
10)	Green Bay	332	119	184	29	73	185	39.5	14	24	58.3
11)	Denver	333	106	201	26	88	219	40.2	7	14	50.0
12)	Miami	336	113	193	30	58	186	31.2	12	26	46.2
13)	New England	339	131	187	21	76	186	40.9	9	16	56.3
14)	Philadelphia	340	98	209	33	80	211	37.9	7	18	38.9
15)	Cincinnati	343	126	192	25	91	210	43.3	10	16	62.5
16)	Baltimore	347	96	213	38	65	191	34.0	16	35	45.7
17)	Buffalo	351	125	199	27	76	191	39.8	11	19	57.9
18)	Cleveland	352	116	214	22	90	205	43.9	22	27	81.5
19t)	Kansas City	353	113	202	38	77	188	41.0	13	20	65.0
19t)	N.Y. Giants	353	115	215	23	91	204	44.6	11	18	61.1
21)	Dallas	359	142	180	37	98	209	46.9	10	21	47.6
22)	Carolina	360	114	211	35	98	199	49.2	6	10	60.0
23)	Arizona	363	118	207	38	80	202	39.6	14	21	66.7
24)	Minnesota	366	136	208	22	73	185	39.5	17	24	70.8
25)	Atlanta	367	97	239	31	80	195	41.0	10	23	43.5
26)	Seattle	376	97	253	26	105	223	47.1	10	23	43.5
27t)	Las Vegas	381	114	223	44	100	205	48.8	14	17	82.4
27t)	N.Y. Jets	381	100	235	46	90	202	44.6	5	12	41.7
29)	Houston	390	145	222	23	96	202	47.5	11	21	52.4
30)	Tennessee	391	113	247	31	111	214	51.9	15	26	57.7
31)	Jacksonville	394	140	210	44	86	198	43.4	12	18	66.7
32)	Detroit	415	127	253	35	91	193	47.2	11	18	61.1
	Totals	11106	3561	6546	999	2698	6479	41.6	362	658	55.0

WEEK 17 / THROUGH SUNDAY, JANUARY 3, 2021**AFC / FIRST-DOWN PLAYS BY TEAMS**

Rank	Team	Yds/Play	Plays	Yards
1)	Houston	6.78	432	2929
2)	Buffalo	6.59	496	3269
3)	Tennessee	6.25	480	2999
4)	Cleveland	6.13	467	2864
5)	Kansas City	5.90	492	2903
6)	Miami	5.85	471	2754
7)	Indianapolis	5.63	473	2664
8)	Las Vegas	5.61	474	2659
9)	Jacksonville	5.60	442	2477
10)	Baltimore	5.59	437	2443
11)	N.Y. Jets	5.10	413	2105
12)	New England	5.06	440	2226
13)	Pittsburgh	5.00	451	2254
14)	L.A. Chargers	4.87	491	2390
15)	Denver	4.77	453	2159
16)	Cincinnati	4.72	455	2146
	TOTAL	5.60	7367	41241

AFC / FIRST-DOWN PLAYS BY OPPONENTS

Rank	Team	Yds/Play	Plays	Yards
1)	Pittsburgh	4.73	429	2031
2)	Las Vegas	5.14	473	2432
3)	Baltimore	5.21	458	2387
4)	Kansas City	5.22	463	2417
5)	L.A. Chargers	5.23	444	2322
6)	Indianapolis	5.34	446	2383
7)	Cleveland	5.40	460	2486
8)	Denver	5.80	471	2733
9)	N.Y. Jets	5.88	495	2913
10)	New England	5.93	449	2661
11)	Cincinnati	5.99	467	2796
12)	Buffalo	6.01	469	2818
13)	Tennessee	6.33	486	3078
14)	Jacksonville	6.41	501	3210
15)	Houston	6.48	497	3223
16)	Miami	6.70	461	3088
	TOTAL	5.75	7469	42978

NFC / FIRST-DOWN PLAYS BY TEAMS

Rank	Team	Yds/Play	Plays	Yards
1)	Minnesota	6.92	487	3368
2)	New Orleans	6.19	477	2951
3)	Detroit	6.07	457	2772
4)	Atlanta	6.00	485	2911
5)	Seattle	5.96	472	2811
6)	Green Bay	5.90	449	2648
7)	Arizona	5.84	503	2938
8)	L.A. Rams	5.84	490	2862
9)	San Francisco	5.66	477	2701
10)	Tampa Bay	5.60	466	2608
11)	Dallas	5.55	503	2790
12)	Carolina	5.49	445	2443
13)	Chicago	5.34	460	2456
14)	N.Y. Giants	5.19	427	2217
15)	Philadelphia	5.05	465	2348
16)	Washington	4.79	462	2211
	TOTAL	5.72	7525	43035

NFC / FIRST-DOWN PLAYS BY OPPONENTS

Rank	Team	Yds/Play	Plays	Yards
1)	L.A. Rams	4.99	430	2146
2)	San Francisco	5.08	448	2277
3)	New Orleans	5.09	434	2210
4)	N.Y. Giants	5.14	470	2415
5)	Seattle	5.29	504	2666
6)	Tampa Bay	5.29	454	2403
7)	Chicago	5.33	455	2426
8)	Washington	5.38	431	2319
9)	Carolina	5.38	466	2508
10)	Arizona	5.39	485	2616
11)	Green Bay	5.54	437	2421
12)	Atlanta	5.77	476	2748
13)	Philadelphia	5.93	476	2825
14)	Dallas	6.05	477	2884
15)	Minnesota	6.24	474	2956
16)	Detroit	6.87	506	3478
	TOTAL	5.56	7423	41298

WEEK 17 / THROUGH SUNDAY, JANUARY 3, 2021**NFL / FIRST-DOWN PLAYS BY TEAMS**

Rank	Team	Yds/Play	Plays	Yards
1)	Minnesota	6.92	487	3368
2)	Houston	6.78	432	2929
3)	Buffalo	6.59	496	3269
4)	Tennessee	6.25	480	2999
5)	New Orleans	6.19	477	2951
6)	Cleveland	6.13	467	2864
7)	Detroit	6.07	457	2772
8)	Atlanta	6.00	485	2911
9)	Seattle	5.96	472	2811
10)	Kansas City	5.90	492	2903
11)	Green Bay	5.90	449	2648
12)	Miami	5.85	471	2754
13)	Arizona	5.84	503	2938
14)	L.A. Rams	5.84	490	2862
15)	San Francisco	5.66	477	2701
16)	Indianapolis	5.63	473	2664
17)	Las Vegas	5.61	474	2659
18)	Jacksonville	5.60	442	2477
19)	Tampa Bay	5.60	466	2608
20)	Baltimore	5.59	437	2443
21)	Dallas	5.55	503	2790
22)	Carolina	5.49	445	2443
23)	Chicago	5.34	460	2456
24)	N.Y. Giants	5.19	427	2217
25)	N.Y. Jets	5.10	413	2105
26)	New England	5.06	440	2226
27)	Philadelphia	5.05	465	2348
28)	Pittsburgh	5.00	451	2254
29)	L.A. Chargers	4.87	491	2390
30)	Washington	4.79	462	2211
31)	Denver	4.77	453	2159
32)	Cincinnati	4.72	455	2146
	TOTAL	5.66	14892	84276

NFL / FIRST-DOWN PLAYS BY OPPONENTS

Rank	Team	Yds/Play	Plays	Yards
1)	Pittsburgh	4.73	429	2031
2)	L.A. Rams	4.99	430	2146
3)	San Francisco	5.08	448	2277
4)	New Orleans	5.09	434	2210
5)	N.Y. Giants	5.14	470	2415
6)	Las Vegas	5.14	473	2432
7)	Baltimore	5.21	458	2387
8)	Kansas City	5.22	463	2417
9)	L.A. Chargers	5.23	444	2322
10)	Seattle	5.29	504	2666
11)	Tampa Bay	5.29	454	2403
12)	Chicago	5.33	455	2426
13)	Indianapolis	5.34	446	2383
14)	Washington	5.38	431	2319
15)	Carolina	5.38	466	2508
16)	Arizona	5.39	485	2616
17)	Cleveland	5.40	460	2486
18)	Green Bay	5.54	437	2421
19)	Atlanta	5.77	476	2748
20)	Denver	5.80	471	2733
21)	N.Y. Jets	5.88	495	2913
22)	New England	5.93	449	2661
23)	Philadelphia	5.93	476	2825
24)	Cincinnati	5.99	467	2796
25)	Buffalo	6.01	469	2818
26)	Dallas	6.05	477	2884
27)	Minnesota	6.24	474	2956
28)	Tennessee	6.33	486	3078
29)	Jacksonville	6.41	501	3210
30)	Houston	6.48	497	3223
31)	Miami	6.70	461	3088
32)	Detroit	6.87	506	3478
	TOTAL	5.66	14892	84276

WEEK 17 / THROUGH SUNDAY, JANUARY 3, 2021

AFC / KICKOFFS (Receiving Team)

Rank	Team	TotKO	AdjKO	TB	TB%	EZ	EZ%	OB	I20	Avg.Start
1)	Baltimore	68	65	42	64.6	49	72.1	0	4	27.3
2)	Buffalo	82	69	37	53.6	57	69.5	0	6	27.0
3)	Indianapolis	80	77	35	45.5	60	75.0	0	5	26.4
4)	Cincinnati	95	94	62	66.0	75	78.9	1	7	26.4
5)	Cleveland	90	84	47	56.0	57	63.3	1	6	26.0
6)	Kansas City	79	74	52	70.3	62	78.5	0	5	25.8
7)	Tennessee	91	89	51	57.3	58	63.7	0	9	25.5
8)	Las Vegas	101	97	77	79.4	84	83.2	1	6	25.0
9)	L.A. Chargers	90	90	47	52.2	63	70.0	1	16	25.0
10)	Jacksonville	100	97	70	72.2	81	81.0	0	6	24.8
11)	Pittsburgh	72	69	40	58.0	54	75.0	0	8	24.6
12)	Miami	73	71	60	84.5	64	87.7	0	3	24.6
13)	N.Y. Jets	95	93	53	57.0	68	71.6	1	15	24.5
14)	New England	79	78	46	59.0	65	82.3	1	11	24.4
15)	Houston	92	90	53	58.9	65	70.7	2	8	24.4
16)	Denver	100	100	73	73.0	88	88.0	0	12	23.6
	Totals	1387	1337	845	63.21050	78.5		8	127	25.3

AFC / KICKOFFS (Kicking Team)

Rank	Team	TotKO	AdjKO	TB	TB%	EZ	EZ%	OB	I20	Avg.Start
1)	Buffalo	101	101	71	70.3	78	77.2	0	13	23.7
2)	Miami	92	86	64	74.4	75	81.5	1	10	24.0
3)	New England	75	74	42	56.8	54	72.0	0	8	24.1
4)	Baltimore	95	95	65	68.4	75	78.9	0	12	24.2
5)	Houston	87	85	52	61.2	64	73.6	0	8	24.2
6)	Las Vegas	95	93	61	65.6	77	81.1	0	9	24.8
7)	Indianapolis	97	95	46	48.4	65	67.0	0	11	24.8
8)	Pittsburgh	88	87	45	51.7	62	70.5	1	11	25.0
9)	N.Y. Jets	63	62	34	54.8	48	76.2	1	7	25.1
10)	Cincinnati	76	75	56	74.7	62	81.6	1	4	25.5
11)	Tennessee	94	90	53	58.9	66	70.2	2	8	25.6
12)	Jacksonville	73	69	42	60.9	50	68.5	2	5	25.8
13)	L.A. Chargers	84	80	49	61.3	66	78.6	0	5	26.2
14)	Kansas City	97	96	72	75.0	80	82.5	2	4	26.2
15)	Denver	79	73	54	74.0	64	81.0	0	6	26.9
16)	Cleveland	84	84	45	53.6	60	71.4	1	4	26.9
	Totals	1380	1345	851	63.31046	77.8		11	125	25.1

Note: Average team drive start DOES NOT include onside kicks or kickoffs at the end of a half unless either kickoff is returned for a touchdown. All other kickoffs (returned kickoffs, fair catches, touchback and kickoffs out of bounds) are included. Kickoffs resulting in the kicking team retaining possession are not included.

ADJ KO: Adjusted kickoffs are used to compute the Avg. Team Drive Start.

I20: The number of drives that start inside (not including) the 20 yd line.

WEEK 17 / THROUGH SUNDAY, JANUARY 3, 2021**NFC / KICKOFFS (Receiving Team)**

Rank	Team	TotKO	AdjKO	TB	TB%	EZ	EZ%	OB	I20	Avg.Start
1)	Chicago	86	85	37	43.5	62	72.1	2	10	26.9
2)	Dallas	94	93	57	61.3	75	79.8	0	9	26.6
3)	New Orleans	78	75	45	60.0	59	75.6	1	4	25.9
4)	Green Bay	82	74	43	58.1	49	59.8	3	2	25.7
5)	Seattle	87	80	53	66.3	63	72.4	0	6	25.6
6)	Detroit	100	98	65	66.3	88	88.0	0	6	25.6
7)	Carolina	88	83	56	67.5	73	83.0	1	9	25.4
8)	Minnesota	105	104	71	68.3	82	78.1	1	3	25.3
9)	Tampa Bay	79	76	52	68.4	63	79.7	0	5	25.2
10)	N.Y. Giants	83	80	45	56.3	59	71.1	1	6	25.1
11)	L.A. Rams	68	66	40	60.6	48	70.6	1	6	25.0
12)	Arizona	79	79	55	69.6	66	83.5	0	6	24.8
13)	Washington	77	77	46	59.7	53	68.8	0	9	24.6
14)	Philadelphia	92	89	57	64.0	66	71.7	1	10	24.3
15)	San Francisco	88	87	61	70.1	69	78.4	0	8	24.2
16)	Atlanta	84	79	59	74.7	69	82.1	0	8	24.2
	Totals	1370	1325	842	63.51044	78.8		11	107	25.3

NFC / KICKOFFS (Kicking Team)

Rank	Team	TotKO	AdjKO	TB	TB%	EZ	EZ%	OB	I20	Avg.Start
1)	Arizona	87	82	39	47.6	57	65.5	1	17	23.3
2)	New Orleans	95	89	71	79.8	83	87.4	1	11	23.8
3)	Seattle	93	88	52	59.1	66	71.0	0	14	24.3
4)	Carolina	81	78	71	91.0	75	92.6	0	2	24.6
5)	Chicago	86	81	42	51.9	55	64.0	0	8	24.9
6)	Detroit	78	76	26	34.2	44	56.4	2	13	25.2
7)	Atlanta	92	88	46	52.3	71	77.2	1	8	25.2
7t)	Dallas	92	88	60	68.2	71	77.2	0	2	25.2
9)	Philadelphia	75	72	46	63.9	58	77.3	0	2	25.6
10)	Washington	78	73	65	89.0	68	87.2	0	2	25.8
11)	Tampa Bay	101	100	85	85.0	96	95.0	1	2	26.1
12)	Green Bay	98	96	52	54.2	74	75.5	1	6	26.1
13)	L.A. Rams	81	81	54	66.7	67	82.7	1	5	26.4
14)	San Francisco	81	75	44	58.7	61	75.3	0	6	26.7
15)	N.Y. Giants	74	71	30	42.3	41	55.4	0	7	26.7
16)	Minnesota	85	79	53	67.1	61	71.8	0	4	27.2
	Totals	1377	1317	836	63.51048	79.6		8	109	25.4

Note: Average team drive start DOES NOT include onside kicks or kickoffs at the end of a half unless either kickoff is returned for a touchdown. All other kickoffs (returned kickoffs, fair catches, touchback and kickoffs out of bounds) are included. Kickoffs resulting in the kicking team retaining possession are not included.

ADJ KO: Adjusted kickoffs are used to compute the Avg. Team Drive Start.

I20: The number of drives that start inside (not including) the 20 yd line.

WEEK 17 / THROUGH SUNDAY, JANUARY 3, 2021**NFL / KICKOFFS (Receiving Team)**

Rank	Team	TotKO	AdjKO	TB	TB%	EZ	EZ%	OB	I20	Avg.Start
1)	Baltimore	68	65	42	64.6	49	72.1	0	4	27.3
2)	Buffalo	82	69	37	53.6	57	69.5	0	6	27.0
3)	Chicago	86	85	37	43.5	62	72.1	2	10	26.9
4)	Dallas	94	93	57	61.3	75	79.8	0	9	26.6
5)	Indianapolis	80	77	35	45.5	60	75.0	0	5	26.4
6)	Cincinnati	95	94	62	66.0	75	78.9	1	7	26.4
7)	Cleveland	90	84	47	56.0	57	63.3	1	6	26.0
8)	New Orleans	78	75	45	60.0	59	75.6	1	4	25.9
9)	Kansas City	79	74	52	70.3	62	78.5	0	5	25.8
10)	Green Bay	82	74	43	58.1	49	59.8	3	2	25.7
11)	Seattle	87	80	53	66.3	63	72.4	0	6	25.6
12)	Detroit	100	98	65	66.3	88	88.0	0	6	25.6
13)	Tennessee	91	89	51	57.3	58	63.7	0	9	25.5
14)	Carolina	88	83	56	67.5	73	83.0	1	9	25.4
15)	Minnesota	105	104	71	68.3	82	78.1	1	3	25.3
16)	Tampa Bay	79	76	52	68.4	63	79.7	0	5	25.2
17)	N.Y. Giants	83	80	45	56.3	59	71.1	1	6	25.1
18)	Las Vegas	101	97	77	79.4	84	83.2	1	6	25.0
19)	L.A. Rams	68	66	40	60.6	48	70.6	1	6	25.0
20)	L.A. Chargers	90	90	47	52.2	63	70.0	1	16	25.0
21)	Arizona	79	79	55	69.6	66	83.5	0	6	24.8
22)	Jacksonville	100	97	70	72.2	81	81.0	0	6	24.8
23)	Washington	77	77	46	59.7	53	68.8	0	9	24.6
24)	Pittsburgh	72	69	40	58.0	54	75.0	0	8	24.6
25)	Miami	73	71	60	84.5	64	87.7	0	3	24.6
26)	N.Y. Jets	95	93	53	57.0	68	71.6	1	15	24.5
27)	New England	79	78	46	59.0	65	82.3	1	11	24.4
28)	Houston	92	90	53	58.9	65	70.7	2	8	24.4
29)	Philadelphia	92	89	57	64.0	66	71.7	1	10	24.3
30)	San Francisco	88	87	61	70.1	69	78.4	0	8	24.2
31)	Atlanta	84	79	59	74.7	69	82.1	0	8	24.2
32)	Denver	100	100	73	73.0	88	88.0	0	12	23.6
	Totals	2757	2662	1687	63.42	2094	78.7	19	234	25.3

Note: Average opponent drive start DOES NOT include outside kicks or kickoffs at the end of a half unless either kickoff is returned for a touchdown. All other kickoffs (returned kickoffs, fair catches, touchback and kickoffs out of bounds) are included. Kickoffs resulting in the kicking team retaining possession are not included.

ADJ KO: Adjusted kickoffs are used to compute the Avg. Team Drive Start.

I20: The number of drives that start inside (not including) the 20 yd line.

WEEK 17 / THROUGH SUNDAY, JANUARY 3, 2021

NFL / KICKOFFS (Kicking Team)

Rank	Team	TotKO	AdjKO	TB	TB%	EZ	EZ%	OB	I20	Avg.Start
1)	Arizona	87	82	39	47.6	57	65.5	1	17	23.3
2)	Buffalo	101	101	71	70.3	78	77.2	0	13	23.7
3)	New Orleans	95	89	71	79.8	83	87.4	1	11	23.8
4)	Miami	92	86	64	74.4	75	81.5	1	10	24.0
5)	New England	75	74	42	56.8	54	72.0	0	8	24.1
6)	Baltimore	95	95	65	68.4	75	78.9	0	12	24.2
7)	Houston	87	85	52	61.2	64	73.6	0	8	24.2
8)	Seattle	93	88	52	59.1	66	71.0	0	14	24.3
9)	Carolina	81	78	71	91.0	75	92.6	0	2	24.6
10)	Las Vegas	95	93	61	65.6	77	81.1	0	9	24.8
11)	Indianapolis	97	95	46	48.4	65	67.0	0	11	24.8
12)	Chicago	86	81	42	51.9	55	64.0	0	8	24.9
13)	Pittsburgh	88	87	45	51.7	62	70.5	1	11	25.0
14)	N.Y. Jets	63	62	34	54.8	48	76.2	1	7	25.1
15)	Detroit	78	76	26	34.2	44	56.4	2	13	25.2
16)	Atlanta	92	88	46	52.3	71	77.2	1	8	25.2
16t)	Dallas	92	88	60	68.2	71	77.2	0	2	25.2
18)	Cincinnati	76	75	56	74.7	62	81.6	1	4	25.5
19)	Philadelphia	75	72	46	63.9	58	77.3	0	2	25.6
20)	Tennessee	94	90	53	58.9	66	70.2	2	8	25.6
21)	Jacksonville	73	69	42	60.9	50	68.5	2	5	25.8
22)	Washington	78	73	65	89.0	68	87.2	0	2	25.8
23)	Tampa Bay	101	100	85	85.0	96	95.0	1	2	26.1
24)	Green Bay	98	96	52	54.2	74	75.5	1	6	26.1
25)	L.A. Chargers	84	80	49	61.3	66	78.6	0	5	26.2
26)	Kansas City	97	96	72	75.0	80	82.5	2	4	26.2
27)	L.A. Rams	81	81	54	66.7	67	82.7	1	5	26.4
28)	San Francisco	81	75	44	58.7	61	75.3	0	6	26.7
29)	N.Y. Giants	74	71	30	42.3	41	55.4	0	7	26.7
30)	Denver	79	73	54	74.0	64	81.0	0	6	26.9
31)	Cleveland	84	84	45	53.6	60	71.4	1	4	26.9
32)	Minnesota	85	79	53	67.1	61	71.8	0	4	27.2
	Totals	2757	2662	1687	63.42	094	78.7	19	234	25.3

Note: Average team drive start DOES NOT include inside kicks or kickoffs at the end of a half unless either kickoff is returned for a touchdown. All other kickoffs (returned kickoffs, fair catches, touchback and kickoffs out of bounds) are included. Kickoffs resulting in the kicking team retaining possession are not included.

ADJ KO: Adjusted kickoffs are used to compute the Avg. Team Drive Start.

I20: The number of drives that start inside (not including) the 20 yd line.

WEEK 17 / THROUGH SUNDAY, JANUARY 3, 2021

TEAM RANKINGS

American Football Conference

Offense Defense

	Offense			Defense		
	Total	Rush	Pass	Total	Rush	Pass
Balt.	9	*1	16	2	2	2
Buff.	2T	10	2	5	7	5
Cin.	15	13	13	13	14	8
Cleve.	8	3	11	8	3	10
Denver	11	6	12	10	12	7
Hou.	7	15	3	15	16	12
Ind.	6	5	6	3	1	9
Jax	14	14	9	16	15	14
K.C.	*1	8	*1	7	10	6
L.V.	4	7	5	12	11	13
L.A.-C	5	9	4	4	8	4
Miami	10	11	8	9	6	11
N.E.	13	4	14	6	13	3
Jets	16	12	15	11	5	15
Pitt.	12	16	7	1	4	1
Tenn.	2T	2	10	14	9	16

National Football Conference

Offense Defense

	Offense			Defense		
	Total	Rush	Pass	Total	Rush	Pass
Ariz.	3	3	10	9	12	6
Atl.	10	14	2	15	5	16
Car.	12	11	11	10	11	11
Chi.	14	12	13	7	10	8
Dallas	7	9	3	13	16	7
Det.	11	16	5	16	15	14
G.B.	2	4	4	6	8T	5
Rams	5	6	7	*1	2	*1
Minn.	1	1	8	14	14	13
N.O.	6	2	12	3	3	4
Giants	16	10	16	8	7	10
Phil.	13	5	15	11	13	9
S.F.	8	8	6	4	6	3
Sea.	9	7	9	12	4	15
T.B.	4	15	1	5	*1	12
Wash.	15	13	14	2	8T	2

National Football League

Offense Defense

	Offense			Defense		
	Total	Rush	Pass	Total	Rush	Pass
Ariz.	6	7	17	13	22	10
Atl.	18	27	5	29	6	32
Balt.	19	*1	32	7	8	6
Buff.	2T	20	3	14	17	13
Car.	21	21	18	18	20	18
Chi.	26	25	22	11	15	12
Cin.	29	24	27	26	29	19
Cleve.	16	3	24	17	9	22
Dallas	14	17	8	23	31	11
Denver	23	13	26	21	25	16T
Det.	20	30	10	32	28	30
G.B.	5	8	9	9	13T	7
Hou.	13	31	4	30	32	24
Ind.	10	11	11	8	2	20
Jax	28	28T	21	31	30	27
K.C.	*1	16	*1	16	21	14
L.V.	8	14	7	25	24	26
L.A.-C	9	18	6	10	18	9
Rams	11	10	13	*1	3	*1
Miami	22	22	20	20	16	23
Minn.	4	5	14	27	27	25
N.E.	27	4	30	15	26	8
N.O.	12	6	19	4	4	5
Giants	31	19	29	12	10	16T
Jets	32	23	31	24	12	28
Phil.	24T	9	28	19	23	15
Pitt.	24T	32	15	3	11	3
S.F.	15	15	12	5	7	4
Sea.	17	12	16	22	5	31
T.B.	7	28T	2	6	*1	21
Tenn.	2T	2	23	28	19	29
Wash.	30	26	25	2	13T	2

T = Tied for position

* = League Leader

WEEK 17 / THROUGH SUNDAY, JANUARY 3, 2021

Team/Offense Rank (Within League)

BAL	BUF	CIN	CLE	DEN	HOU	IND	JAX	KC	LV	LAC	MIA	NE	NYJ	PIT	TEN		ARI	ATL	CAR	CHI	DAL	DET	GB	LAR	MIN	NO	NYG	PHI	SF	SEA	TB	WAS
19	2t	29	16	23	13	10	28	1	8	9	22	27	32	24t	2t	TYds/G	6	18	21	26	14	20	5	11	4	12	31	24t	15	17	7	30
10	6	30	11	25	1	9	24	2	8	20	23	21	32	26	4	TYds/P	14	19	17	27	22	16	3	18	5	13	29	28	15	12	7	31
1	20	24	3	13	31	11	28t	16	14	18	22	4	23	32	2	RYds/G	7	27	21	25	17	30	8	10	5	6	19	9	15	12	28t	26
1	20	27	5	15	18	14	11	12	19	30	29	8	24	32	2	RshAvg	9	31	22	21	23	26	7	17	4	10	13	3	16	6	25	28
32	3	27	24	26	4	11	21	1	7	6	20	30	31	15	23	PsYd/G	17	5	18	22	8	10	9	13	14	19	29	28	12	16	2	25
21	4	28	11	25	1	9	27	3	5	15	20	23	31	24	7	PasAvg	18	17	12	26	22	14	2	16	6	10	29	32	13	19	8	30
26	11	12	7	32	3	14	23	2	10	6	20	30	27	8	4	%HdInt	18	9	28	24	15	17	1	21	22	5	16	31	29	19	13	25
24	7	25	11	14	30	3	21	4	9	12	16	27	29	1	10	Sac/PP	8	17	18	15	20	22	5	6	23	13	31	32	19	28	2	26
24	1t	28	15	30	25	10t	29	1t	12	6	19	23	32	26t	4t	1D/Gm	4t	9	21t	21t	7	17t	13	16	3	8	31	20	17t	14	10t	26t
4	1	30	7	26	13	22	18	3	6	9	27	17	32	14	5	3D Eff	21	10	25	31	19	15	2	12	16	8	29	28	24	20	11	23
8	1t	4	30	32	18t	11	31	18t	3	25	1t	22	29	23	9	4D Eff	6	14	20	12	21	24	10	26	17	5	7	27	28	15t	15t	13
16	4	10	31	2	21	11	7	26	5	28	8	1	19	12	14	PR Avg	29	17	25	22	13	3	30	23	32	9	6	18	15	20	24	27
2	1	9	14	23	27	5	24	4	30	15	32	11	28	12	26	KR Avg	18	25	7	10	3	8	31	22	17	6	16	20	29	13	19	21
23	1	6	28	10	11	14	7	19	27	25	22	4	29	17	16	GPntAv	21	32	8	13	18	3	24	20	30	31	26	12	9	2	15	5
8	5	6	28	12	11	23	7	16	18	32	20	1	29	22	19	NPntAv	21	25	14	24	13	2	30	26	31	9	27	15	10	3	17	4
7	2	29	14	28	18t	9	30	6	10	18t	15	27	32	12	4	Pts/Gm	13	16	24	22t	17	20	1	22t	11	5	31	26	21	8	3	25
12	17	22t	24	20t	13	14	30	9	6	29	10	8	26t	4	31	FG%	25	5	19	7	16	26t	1t	20t	32	18	3	28	15	1t	11	22t

Opponent/Defense Rank (Within League)

BAL	BUF	CIN	CLE	DEN	HOU	IND	JAX	KC	LV	LAC	MIA	NE	NYJ	PIT	TEN		ARI	ATL	CAR	CHI	DAL	DET	GB	LAR	MIN	NO	NYG	PHI	SF	SEA	TB	WAS
7	14	26	17	21	30	8	31	16	25	10	20	15	24	3	28	TYds/G	13	29	18	11	23	32	9	1	27	4	12	19	5	22	6	2
7	15	28	17	20	30	10	31	18	26	16	24	22	21	3	25	TYds/P	8	29	19	11	23	32	14	1	27	4	9	13	5	12	6	2
8	17	29	9	25	32	2	30	21	24	18	16	26	12	11	19	RYds/G	22	6	20	15	31	28	13t	3	27	4	10	23	7	5	1	13t
22	26	31	12	29	32	2	27	17	24	16	18	20	7	13	19	RshAvg	25	14	28	9	30	15	21	3	23	4	8	10	6	5	1	11
6	13	19	22	16t	24	20	27	14	26	9	23	8	28	3	29	PsYd/G	10	32	18	12	11	30	7	1	25	5	16t	15	4	31	21	2
4	9	25	16	13	28	19	31	18	27	14	24	23	26	3	22	PasAvg	6	29	12	17	21	32	10	1	30	5	11	20	7	15	8	2
27	9	18	23	25	32	8	13	6	26	15	3	1	28	2	12	%HdInt	20	21	31	24	19	30	17	10	7	4	22	29	14	16	11	5
15	14	31	16	10	18	11	30	20	29	23	9	25	22	1	32	Sac/PP	5	26	24	17	19	27	8	2	28	6	12	3	21	13	7	4
16	17	15	18	11	29	8	31	19t	27t	7	12	13	27t	2	30	1D/Gm	23	25	22	9	21	32	10	1	24	6	19t	14	4	26	5	3
2	13	20	23	15	29	19	21	17	30	22	1	16	24	5	32	3D Eff	12	18	31	8	26	28	10t	3	10t	9	25	7	4	27	14	6
9	18	24	31	12	13	5t	27t	25t	32	27t	10	16	4	1	17	4D Eff	27t	7t	21	20	11	22t	19	5t	30	14	22t	3	25t	7t	15	2
4	17	6	20	15	9	12	11	13	22	31	29	7	27	24	16	PR Avg	19	2	25	28	18	3	32	30	23	1	21	8	14	10	26	5
10	3	19	28	31	8	12	4	22	20	29	1	11	24t	15	17	KR Avg	5	21	7	6	9	13	23	30	24t	2	16	18	26	14	32	27
26	20	28	4	11	10	6	3	24	15	29	21	19	2	16	30	GPntAv	7	17	5	13	14	1	8	31	18	25	27	22	32	12	9	23
16	10	21	12	9	14	7	1	29	5	27	6	3	4	20	23	NPntAv	13	24	19	17	8	2	26	32	28	11	15	25	31	18	22	30
2	16	22	21	25	27	10t	31	10t	30	23	6	7	26	3	24	Pts/Gm	12	19	18	14	28	32	13	1	29	5	9	20	17	15	8	4
1	30	21	19	31	6	10	4	2	9	22	3	8	11t	14t	29	FG%	14t	20	32	11t	23t	5	23t	17t	28	17t	23t	16	27	11t	7	23t



TENNESSEE
TITANS

FEATURE CLIPS

AMY ADAMS STRUNK

AMY ADAMS STRUNK BROUGHT HER FATHER'S TEAM BACK TO LIFE

BY BRUCE SCHOENFELD
ESPN W
NOVEMBER 5, 2018

SHE'S STUCK IN traffic, a side effect of the explosive growth that makes Nashville, Tennessee, an enticing place to own an NFL team. By the time Amy Adams Strunk arrives at Nissan Stadium, it's only an hour before kickoff, so she heads straight to the field.

Right away, it starts. "Miss Amy!"

A ruddy-complexioned man in his 30s, wearing a deep blue Tennessee Titans jersey and a lanyard around his neck, is waving like a traffic cop. One of several dozen season-ticket holders randomly chosen to spend the pregame on the Titans' sideline, he has spotted his team's owner and can't help shouting. It's like he already knew her, he'll say.

That's later, after the selfie with her arm around him and the embrace she gives his wife, two devoted Titans fans she'd never met. From there, she's on to another couple, and a 6-year-old boy she bends down to talk with eye to eye. "We love you," the wife says.

There's a man in the front row of the stands holding a sign claiming he has come all the way from France. She strides over to find out more. "Bonjour," she says. He looks at her with a quizzical expression, like, "Why is this woman talking to me?"

"That's the owner," someone tells him.

His eyes get wide. "Of the team?"

She's at the Titans' bench, visiting with Mike Vrabel, her head coach, when someone on the field shouts her name. It's kicker Ryan Succop, standing at the 50. When Succop pulls her close for a bear hug, she disappears for a moment.

From there, Adams Strunk walks toward the sideline to greet the Glazer brothers, Joel and Bryan. They own the Tampa Bay Buccaneers, Tennessee's opponent on this August evening. And it seems that, like most NFL owners, they don't know quite what to make of her.

Really, who can blame them? Owners typically make a fortune, then buy a team. Or else they put in years working in football as the family business, which it has been across generations for Rooneys and Bidwills, Maras and McCaskeys, Browns and DeBartolos, and lately Irsays and Krafts and, indeed, Glazers.

Adams Strunk, instead, spent her early professional years as the owner of a few car dealerships and some oil interests that her father, former owner Bud Adams, had given her. She has a passion for horses and she's quite a tennis player. She has raised two girls and a boy, who seem like admirable people. But she hadn't worked a day in the sport when she gained control of the Titans in 2015.

"They look at me," says Adams Strunk, now 63, "and they're probably thinking, 'What does she know? She doesn't know anything. She doesn't have a business degree. She hasn't been in football. How is she going to make a go of this? We want our partners to have a certain background, and she definitely doesn't have it.'" She pauses. "I mean, I get that."

Unlike the Glazers, who apprenticed under their father, Malcolm, and inherited the Bucs when he died, Adams Strunk wrested control of this \$2 billion franchise from her sister and brother-in-law because she was determined that it be run well. She did it because she felt obliged to protect the memory of Bud Adams -- even though he hadn't wanted her anywhere near his football team. Since then, the Titans have improved dramatically. From 2-14, they came within a game of the AFC Championship Game last

season. Their ties to Nashville today run deeper than they ever have.

In just three years, Amy Adams Strunk rescued her father's legacy. And she did it by taking almost everything she watched him do as an owner and turning it upside down.

BUD ADAMS ISN'T in the Pro Football Hall of Fame, but he ought to be. When Lamar Hunt couldn't entice anyone to sell him an NFL team and instead started a competing league, Adams was his first call. "I'm in," said Adams, who was in the process of getting rich in oil. That was the AFL, which opened for business in 1960.

Before his Houston Oilers played a game, Adams wooed Billy Cannon, the reigning Heisman Trophy winner and best-known football player in America. After dinner at the family home, Adams sent his wife and three children to bed and got down to bidness. Pouring a drink, he asked Cannon what could convince him to spurn the NFL. "That sure is a nice car out there in the driveway," the halfback drawled. He meant the white Cadillac convertible Bud had given wife Nancy for her birthday just a few days before.

Sure enough, when Nancy came down in the morning to drive the kids to school, the car had vanished. "Billy wanted it," Adams shrugged, displaying in three words both his determination to succeed and his valuation of a woman's worth in the world.

Cannon was named MVP in each of the first two AFL title games. The Oilers, not incidentally, won both.

Those were the only championships they ever won. But the franchise grew exponentially, from a shoestring startup to a valuation of hundreds of millions of dollars. "Amy's daddy was a role model and a wannabe of mine, not just a great owner but a great businessman," says Jerry Jones of the Dallas Cowboys, who used to linger in the hallways outside AFL meetings, hoping to get a word with Adams.

AMY ADAMS STRUNK

Adams ran his franchise like a quarterback runs a huddle. He demanded to make every decision, not just whom to draft but whether to repair the fax machine. That level of control applied even to his son and heir apparent, Kenneth III. As for his two daughters, he wouldn't let them work for the team. "He thought that women were unable to reach a serious understanding of the game," says Steve Underwood, who worked under Adams as a lawyer and team executive for more than three decades. There was a reason, Adams believed, that every general manager in the NFL was a man. "Women could never be capable of understanding things like sizing up men to be head coaches," is how Underwood characterizes Adams' thinking. "How could a woman possibly be capable of that?"

That was fine with Amy. "I never saw myself in football," she says, sitting in her office under an oil painting of former Oilers quarterback Dan Pastorini. "It wasn't the life I wanted. My dad could be very charming, and there were times he was a great father. But he was very hard. He wouldn't have brought me along, 'Someday I want you to run the team.' Nooooo. It would have been about control."

As the years passed, Adams found ways to thwart his son's progress. Ken yearned for his approval, but Adams mistrusted most those he knew best. Amy and her sister, Susie, would get on the phone and commiserate. "We'd say, 'Poor Ken.' We were just glad it wasn't us."

Still, Amy wasn't prepared for the call one June morning in 1987. Ken's wife had come through their garage door with the couple's 3-year-old and 7-month-old children and the dog. She found her husband, then 29, in a puddle of blood, a gun beside him. "He was crushed by the pressure," Amy says.

Ken's suicide hit her hard. She plunged into depression, talking about her brother every day for years, obsessing over whether she

should have seen the signs. In 1990, she and her husband divorced.

Bud reacted differently. "He shut down," Amy says. "And after Ken died, his obsession with control ramped up."

Amy stepped away. Years passed. She met and married a cattle breeder named Tim Strunk, and gave her daughter and son a half-sister. Life seemed idyllic with Tim and the little ones until the morning in 1997 when he left to take a load of cattle to auction. He was struck by an 18-wheeler three miles from home and died at the scene.

This time, family sustained her. Her sister closed ranks. Her parents did what they could. And she found solace in football, losing herself in the passion of her team. "I was Superfan," she says.

But that was changing, too.

BY 1997, BUD ADAMS had abandoned Houston's decrepit Astrodome and moved the Oilers to Nashville. In his mind, though, the Titans remained the Oilers, with different uniforms and a new stadium just a quick flight away. He made no effort to meet fans or connect with the city. "He didn't want to spend his time doing that," Underwood says. "In his mind, he had people to do that."

That was fine while the Titans were winning. But as their fortunes faded following the Super Bowl season of 1999, what had never been a torrid love affair became a marriage of convenience. As Adams grew older, and then old, he became detached. By the time he died in 2013, the Titans were in disarray. "The team was a mess," Amy says. "My dad's later years, things kind of fell off the wagon."

The Titans hadn't won a playoff game in a decade. The facilities, once state-of-the-art, were showing wear. "Nobody knew what was going on," recalls Phil Bredesen, who helped bring the team to Nashville as the city's mayor and later served as Tennessee's

governor. "There was just a sense of lots of stuff not getting done. The details of that don't leak out, but the effects of it do."

Worse, perhaps, the franchise had lost relevance. Folksy Nashville, with its spicy fried chicken and throwback Grand Ole Opry, had grown into one of America's most enticing destinations. The Predators were the hot ticket, along with the country acts that played Broadway each night. Conventioneers congregated. Tourism numbers soared. The Titans seemed shabby, dated, a vestige of the previous generation. "You'd see more Vols shirts than Titans shirts at Titans games," insists Nathan Followill, drummer for the Nashville-based band Kings of Leon and a season-ticket holder, referencing the state university's Tennessee Volunteers.

"When you have so many years of going downhill, it becomes less and less important to people," Underwood explains. "Amy saw that. She wanted to change direction."

But Amy wasn't in charge. Tommy Smith, Susie's husband, had worked for the team for years. Long before he died in October 2013, Adams had created a trust that allocated a third of his assets to Susie, a third to Amy, a third to his late son's family. Tommy would run the team with the others as silent partners. "We were all on board with it," says Kenneth Adams IV, Ken's son, who also had started working for the Titans.

Following in his father-in-law's footsteps, Tommy was Bud Lite. Ownership meant absolute control. As the losses accumulated during that 2014 season, Amy made suggestions. When they were rebuffed without consideration, she started to wonder if there might be a better way. "We weren't working it out as a family," she says. "It was just another dictatorship."

The team finished 2-14, the worst record in Titans history. "This was our chance to start fixing everything that had gone wrong during my father's last years," Amy says.

AMY ADAMS STRUNK

"Tommy wasn't doing that." The NFL is a league of constant adaptation, she believes. The Titans hadn't adapted. "The offenses, the defenses, the business part of it," she says. "If it ain't broke, sure, don't fix it. But if it is broke, you better get in there and figure out what to do."

That winter, Amy spent New Year's Eve at the family ranch in central Texas. Late at night, over a glass of wine that wasn't her first, she asked Barclay Adams, Kenneth IV's brother, if their family was satisfied with the way the team was being run. Barclay hesitated, and Amy wondered what she'd gotten herself into. Then Barclay said, "No, we aren't."

"Then we need to talk," Amy told him.

It turned out Kenneth had been having similar conversations with Tommy, with similar results. "We didn't see an end in sight," Kenneth says now. "You going to move off from that coach?" "No, I'm good with him." "You going to move off from that GM?" "No, we're good."

"I don't want this to be a mark on our names," Amy told him. Kenneth agreed. Together, they expressed their concern to Tommy and Susie. They asked if someone from one of the other two families could have a seat at the table. "We were talking for a month or six weeks," Amy says. "I was still hopeful that Susie, as controlling owner, would come around. If it's truly a family operation, why did the other two-thirds have no say? All the power had coalesced right there in Tommy and Susie. And that was proving not to be a good thing."

Together, Amy and Kenneth knew, their shares constituted a majority. "But I don't think it ever dawned on them," Amy says of Tommy and Susie. "It never occurred to them that we were unhappy enough to do anything. Or that I had a willingness to try to make it happen if they wouldn't."

By March, Amy and Kenneth had had enough. They decided to oust

Tommy as president. "I felt bad," Amy says. "But we'd given him 18 months. He'd had his opportunity." In a statement on the Titans' website, Tommy announced that he was leaving as president and CEO because juggling his family and professional duties had proved too difficult. Then he and Susie disappeared from sight.

Underwood was summoned out of retirement to run the team as president and CEO. And Amy went to work.

"YOU HAVE TO bring them along slowly," Adams Strunk explains. She's crouched in the dirt, dragging a metal bar just far enough from a jump so a horse can gauge where he needs to land. Moments later, here comes Rowan, who weighs as much as three linemen combined. He approaches the barricade and canters over. "That's g-o-o-o-d," she enthuses.

She'd returned home to Houston after college (a year at Pine Manor near Boston, the rest at the University of Texas in Austin) and worked as a travel agent. Soon enough, she abandoned city living for a 4,000-acre family ranch off a two-lane road on the edge of Harris County. She started training riders and grooming horses. Bud and Nancy told everyone she'd be back in a month. She's still there, except when she isn't. Lately that means extended time in Nashville, where she now owns a home with her husband, a retired airline pilot.

Horses and football have been the threads running through her life. She has ridden since childhood, competing until she fell off once too often. "At my age," Adams Strunk says, "you don't want to be doing that." She made businesses out of breeding and raising horses, stabling, even staging fox hunts in the wild. It wasn't running a major corporation or a hedge fund, but there were lessons to be learned there in the dirt. "When you do horses, at whatever level, you have an ownership view," says Debbie Phillips, the widow of the former Oilers coach Bum Phillips, who met

Adams Strunk while training cutting horses in the 1980s. "Bum was always surprised at how well I could assess the talent on the field. Amy does exactly the same thing. She has that ownership eye."

"I can't go back on my business experience like some owners -- you know, 'I've done it this way in the past,'" Adams Strunk says, sitting with a glass of water at a wood-block island the size of a flatbed truck in her kitchen. "But I can go back on my personal experience. Maybe it's a wild, crazy horse, and you just learn that if you work it enough, he'll come around. Whatever. What happened was, over all those years, I became confident that if something needed to be done, I could do it. I'm not afraid to make hard decisions."

It didn't take long before she needed to. When the Titans started poorly in 2015, she fired head coach Ken Whisenhunt and replaced him with assistant Mike Mularkey. "The offense was a great offense for Philip Rivers, but we just didn't have the players to make it work," she says. It wasn't the losing as much as the need to keep franchise QB Marcus Mariota ambulatory. "I approach things practically," she says. "And the practical part of this was, in that offense, Marcus was likely to get hurt."

She knew the firing might define her as an owner into the future. "If it doesn't work out," she said to herself, "this will be on you forever." Underwood cautioned against it. "You make a change like that in the middle of the season," he'd said, "most of the time it doesn't work out well." But she had spent her life watching football, and she understood what she was watching. "I just knew somehow," she says, "that it was the right thing to do."

After that 2015 season, Adams Strunk fired GM Ruston Webster. Around the league, it was assumed that she'd use a recruiting firm or consultant to find a replacement, a practice that has become common. Instead, Underwood and Kenneth Adams helped her compile a list of

AMY ADAMS STRUNK

possibilities. Then she researched them online.

Jon Robinson had run college scouting for the New England Patriots. He seemed unconventional, especially when he sat down to a vegan lunch during his interview. He wasn't yet 40. And he was the most candid of the candidates, insisting that minor tweaks would not reverse the decline. "The system's broken," he said. "That's the reason you're not winning. It's broke and you need to fix it."

It was what Adams Strunk longed to hear. "Everything he was saying, Kenneth and I already knew," she says. "Now here was someone who wasn't afraid to say it. By the time he left the interview, I just knew that he was our guy."

Less than a year into her first job in football, she'd fired and hired both a coach and a GM. She wasn't sure why, but the path forward seemed clear. "I'm a big believer in osmosis," Jerry Jones explains. "If you're around an activity for as long as Amy has been, you're soaking it up. You develop instincts. That's what I see in Amy. I can tell from her logic, the way she approaches problems. She knows what she's doing."

IN TWO YEARS, Robinson ran off two-thirds of the team. The Titans improved to 9-7 in 2016, then repeated that last season. They won their playoff game at Kansas City in miraculous fashion 22-21.

That showed how far they'd come. Getting steamrolled by the Patriots the next week showed how far they had to go. It made another hard decision that much easier. "I just thought we'd reached the ceiling," says Adams Strunk, who fired Mularkey a week after the Titans' season ended. "In Nashville, people understood. Outside, it was probably like, 'She's nuts.'"

Change is the theme whenever a new coach is hired, but players often remain dubious. "If they walk into the same building," Robinson

says, "if they sit down at the same locker and everything looks the same, they look around at each other and they're like, 'What's changed?'"

The Titans arrived at their training facility this summer and found new blue uniforms in their lockers. After years of wear, the turf beneath the practice bubble had been replaced. So had the bubble itself. The locker room had been reconfigured so the entire team can see each other. "When you walk in the building now, it resonates," Robinson says. "These ain't the same old Titans. It was very cool of her to write that check."

They ain't the same old Titans because Adams Strunk isn't the same owner. "I worked with her dad for many, many years in the league," says Amy Trask, the former Oakland Raiders CEO. "Amy's style is clearly different." Bud Adams had no problem signing players to huge contracts, but considered upgrading facilities a needless expense. If a building was two decades old, well, he figured it ought to last another eight. "That's not me," Adams Strunk says. "We needed to come out of the dark ages and adapt to how things work now."

The players noticed. "Actions speak louder than words," says Taylor Lewan, the left tackle. "She put vents in here so our pads cool down and don't get all gross and moldy. It shows that she really cares." Lewan was sure that once he reached the pros, he'd be little more than a number. "I'd already felt that in college," he says. "For her to come in and be excited to see me, to give me a hug when I'm all sweaty in my pads, it does something," he says.

But who'd guess that such warmth might pay off in tangible terms? A week into training camp, Lewan signed an \$80 million contract, the largest ever for an offensive lineman. He could have cashed in most anywhere, but he decided to stay because he felt wanted. "It was the way Amy talks with my wife when she sees her," he says one afternoon after a weight-room session. "The way she takes time to

show that she cares about me as a person. Every time she sees me, she'll ask, 'How's Taylin? How's Wynne?' our daughter."

He pauses and looks around the locker room. "The new facilities are great and all," he says. "But I'm a physical guy. I love to show affection. So she's the perfect owner for me."

And also, it appears, for Nashville, which appreciates connecting with an owner more than a larger market might. With the help of Adams Strunk's outreach, the Titans are hot again. A crowd of more than 30,000 attended the downtown party unveiling the new uniforms, a remarkable turnout that led the NFL to award the city its 2019 draft. For the first time, fans say, their hometown team is truly theirs.

None of it will mean much, Adams Strunk knows, if the team can't contend. "I'm warm, I like to show people how I feel, that's who I am," she says. "But I also have no problem doing whatever it takes to win. That is definitely my priority." For guidance, she consults with her inner circle: Kenneth Adams, Underwood and, increasingly, Robinson. Then she'll go outside it and hear as many relevant perspectives as she can get.

The options will be weighed by a committee of one. In that sense, at least, she is her father's daughter.

"The final decision," she says, "is mine."

###

AMY ADAMS STRUNK

HALL OF FAME QB WARREN MOON: TITANS OWNER AMY ADAMS STRUNK HAS MADE THE OILERS “FEEL LIKE THEY ARE PART OF SOMETHING”

**BY JIM WYATT
TITANS ONLINE
FEBRUARY 20, 2019**

NASHVILLE, Tenn. – Amy Adams Strunk was an enthusiastic fan of the Houston Oilers when quarterback Warren Moon arrived with the franchise back in 1984.

The daughter of late Titans owner and founder Bud Adams, Strunk was fond of the team’s players, her heroes, and the success of the Oilers made her father happy. Led by Moon, the Oilers set a franchise record of reaching the playoffs seven consecutive seasons (1987-93) during the “Run and Shoot” era.

Thirty-five years later, the Oilers are a thing of the past, having left the city after the 1996 season. Strunk, however, is doing her part as the team’s controlling owner to keep their memory alive, and it’s something Moon appreciates.

“I really like the way she’s reached out to the former Oiler players, and tried to make them more welcome to the Tennessee Titans organization,” said Moon, who played from 1984-93 with the team. “The weird thing about the Oilers, more than other teams, is all those great players who played for the Oilers, it’s almost like they don’t have an identity any more. Every other former player has their team to look to, a team to identify with. I’ve played on other teams like the Seahawks, the Chiefs and the Vikings, and I can always go back to those alumni weekends and feel like I am a part of those teams.

“For a long time, the Oilers didn’t have that. Bud Adams wasn’t necessarily reaching out to the former players, and they had nowhere to go. Some might have been reached out to by the Houston Texans, but they weren’t Houston

Texans – they were Houston Oilers. But that’s changed. I think it is great she has reached out and done that, and made guys feel like they a part of something again.”

Strunk organized an Oilers reunion last year in Houston, an event Moon attended. Over 60 players and many former coaches attended the reunion.

In addition to Moon, quarterback Dan Pastorini attended the event, along with former Oilers Bruce Matthews, Robert Brazile, Billy “White Shoes” Johnson, Kenny Burrough, Mike Renfro, Mike Barber, Gregg Bingham, David Carter, Ray Childress, Wade Phillips, Kevin Gilbride, Mike Rozier, Al Smith, Spencer Tillman, Lamar Lathon, Sean Jones, Vernon Perry, Zeke Moore, Cris Dishman, Bubba McDowell, Bo Eason, Keith Bostic, Jeff Donaldson, Lorenzo White and receivers Ernest Givins, Haywood Jeffires, Curtis Duncan. Smith has been a regular at Titans Homecoming events in Nashville.

“The guys felt like they were welcome again,” Moon said. “They felt like they were a part of something they didn’t feel like they were a part of for a long time.”

Last season, Brazile served as the Honorary 12th Titan for a game. He also received his Hall of Fame Ring of Excellence in a special ceremony at Nissan Stadium, and went into the team’s Ring of Honor, where his name is on display atop the stadium.

Strunk sent her private plane to pick up Brazile’s family in Mobile, Alabama, and brought them to Nashville. Strunk also threw a party for Brazile and his family in Canton, Ohio.

Strunk has said she wants the Oilers to feel like they have a home with the team.

“The guys in Houston, no fault of their own, kind of got left out – they kind of became NFL orphans, and it always bothered me,” Strunk said in October when Brazile was in town. “And it became important for me to

include them, and have a reunion and start bridging whatever happened in the past to get them feeling like they are part of our family.”

Moon, who is on the Pro Football Hall of Fame Board of Trustees with Strunk, said he’s gotten to know her over the last few years.

A Hall of Famer who threw for 49,325 yards in 17 NFL seasons with the Oilers, Vikings, Seahawks and Chiefs, Moon said he feels like the organization is in good hands with Strunk. Moon made his comments leading up to Super Bowl LIII in Atlanta.

“I really like her,” Moon said of Strunk. “I really like how she seems to be really interested and focused on the football team, with the Titans, and she wants them to be a really good football team, you can tell. She is putting out the necessary money as far as upgrading the training facility and providing the team with what it needs to improve.

“As long as you are doing that and giving the football people the resources they need to be successful, the team is going to have a chance to be good. And she is doing that.”

###

AMY ADAMS STRUNK

CONTROLLING OWNER AMY ADAMS STRUNK CREDITED WITH CHANGING DIRECTION OF TITANS FRANCHISE

**BY JIM WYATT
TITANS ONLINE
JUNE 19, 2019**

NASHVILLE – When Houston Oilers owner Bud Adams first made plans to move his NFL franchise to Nashville, there was plenty of uncertainty surrounding how things might work out.

Among the curious was his daughter, Amy, who had never been to Tennessee.

“I knew it was a pretty city, and I knew that my dad would be drawn to a southern city, that’s just how he thought,” she said. “When we did come to visit – before the team ever moved here -- we came on the 4th of July and we saw the fireworks and did a few other things around town. I knew then this would be a great place.”

Fast-forward a few decades plus and now it’s Titans controlling owner Amy Adams Strunk who has taken her late father’s vision and done her part to make it even grander. Today, the Titans are a team on the rise, with three straight winning seasons for the first time since the move.

And the city is in the NFL spotlight after hosting the most successful NFL Draft in league history.

Over the weekend, Strunk was recognized as the 2019 Tennessean of the Year by the Tennessee Sports Hall of Fame, and she has plenty of folks singing her praises for her work in jump-starting a franchise that just five years ago had the worst record in the NFL.

“A lot of times, when you own a franchise, you often get taken for granted,” NFL Network analyst Charles Davis said of Strunk. “People think: ‘You’ve got money, and you can do this and you can do that.’ But what she has done in her

time at the head of the Titans organization, pulling everything together, has been impressive, and that is because of her leadership and it is because of her guidance and because of her demanding accountability.

“I think this state is very fortunate to have her leading the Tennessee Titans.”

Jim Wyatt



@jwyattsports

Charles Davis (@CFD22) with some high praise for @Titans controlling owner Amy Adams Strunk. @theTSHF @nflnetwork

In April, NFL commissioner Roger Goodell credited Strunk for her role in bringing the 2019 NFL Draft to the city. It came on the same day Strunk donated \$100,000 to a pair of Nashville non-profits charged with fighting hunger in the community.

This year’s draft easily shattered records for attendance, as over 600,000 fans fill the streets of Nashville for the three-day event. This year’s NFL Draft generated a record \$133 million in direct spending -- a 79 percent increase over the \$74 million at the 2018 Dallas event. The economic impact was another record-breaker at \$224 million, also a 79 percent increase over the \$125 million in 2018.

“I’ve gotten to know Amy,” former University of Tennessee and long-time NFL quarterback Peyton Manning said of Strunk. “She has carried on her father’s legacy and done some things unique with her leadership style and has the Titans in a great place.

“Bringing the draft here tells you everything you need to know about how serious the NFL is about the Titans and their fan support here. ... Amy deserves a lot of credit.”

Jim Wyatt



@jwyattsports

Peyton Manning on @Titans controlling owner Amy Adams Strunk, who is being honored as the 2019 Tennessean of the Year by @theTSHF. The former @Vol_Football QB is being inducted tonight.

Last week, when Strunk announced plans to retire the jersey numbers of Titans greats Eddie George and Steve McNair, George also praised the Titans owner, who took over as the team’s controlling owner in 2015. Back then, Ken Whisenhunt was the team’s head coach, and Ruston Webster was the general manager.

George said Strunk has taken the team’s ownership to another level on the field, and off.

“She’s an amazing woman, and she’s doing it the right way,” George said. “Bud had his ways, and he did it the way he wanted to do it and he was very successful. But what she is doing and how she is investing into the players and creating a culture here, and giving back to the community of Nashville, becoming a strong pillar in Nashville.

“Bringing in former players with open arms -- you don’t get that nowadays. Most owners and most organizations and most programs around the country, including college, are really standoffish. But to constantly pull us back in and ask our opinions on certain issues or to soak up knowledge. ... She is a gracious woman, a very successful businesswoman.”

Before thanking Tennesseans – from organizers to volunteers to fans – for doing their part to make the 2019 NFL Draft a success while accepting the TSHOF Tennessean of the Year award, Strunk smiled when asked about how much has changed over the years.

Strunk has not only made some big decisions on the football side – HC Mike Vrabel and GM Jon Robinson

AMY ADAMS STRUNK

replaced former coaches and GMs – but she’s also changed the look inside the building at Saint Thomas Sports Park and at Nissan Stadium, with upgrades and additions. She even changed the team’s uniforms.

Along the way, she’s also restored the passion and the confidence in the team’s fan base.

“It just feels great,” she said. “I know when I took over four years ago, some people were probably like: Who is she? What is she going to bring to our team? Is she capable? I just decided I was going to put my head down and go to work and hopefully get things straightened out and all that would take care of itself.”

Needless to say, those questions have since been answered.

And the appreciation is on full display as Strunk is regularly swarmed by fans when she makes her way onto the field prior to games, or at team functions.

Strunk admits, however, she still navigates through the aisles at supermarkets in town, where she owns multiple homes, undetected on most days.

“Very few people recognize me,” she said with a smile. “I bet I’ve had two people ever in the grocery store recognize me, so I am still kind of incognito.

“I think if there’s anything to do with the football, I’m recognized right away. But when I’m just grabbing oranges, limes and lemons, I’m just there as a shopper, too.”

In the future, Strunk would like to bring something else to the city.

She’d love to see the Titans on center stage.

In February.

“Who would have ever thought 20 years ago this is what (Nashville) would look like?,” Strunk, thinking back to the success of the NFL

Draft, said. “But I am so proud of it, and so happy to see the city of Nashville in the spotlight.

“This success will lead to bigger moments in the future,” she said while behind a podium over the weekend, “moments that hopefully include a Lombardi Trophy, and a championship parade sometime real soon.”

###

AMY ADAMS STRUNK

TITANS OWNER AMY ADAMS STRUNK DISTRIBUTES \$450,000 IN GRANT FUNDING TO 10 LOCAL NON-PROFITS AS "WE STAND FOR" CAMPAIGN TAKES CENTER STAGE

**BY JIM WYATT
TITANS ONLINE
JULY 31, 2019**

NASHVILLE – A year ago, the Titans launched the “We Stand For” campaign, designed to bring the public’s attention to the causes that are important to the team’s players, coaches and executives.

On Tuesday, it was on full display - along with some big checks handed out by controlling owner Amy Adams Strunk.

Several of the team’s leaders, including general manager Jon Robinson, head coach Mike Vrabel and three players – tight end Delanie Walker, linebacker Wesley Woodyard, and defensive lineman Jurrell Casey – were on hand for a community engagement panel at Nissan Stadium, where they discussed the causes that are dear to them.

Then, Amy Adams Strunk handed out \$450,000 in grant funding to 10 local non-profit organizations at the end of a luncheon.

“Mike said, “We’re all family,’ and what they stand for, we stand for,” Strunk said. “We want to be a part of the community and be a part of the change, and just be good Samaritans. (Our players) take their feelings about this community (seriously) – they’re so strong. And they just want to do what they can to make it a better place. Nashville is great, but we can always be better.

“Today was fun. It was a surprise (to the check recipients) and that made it even more fun. ... It just means so much that we have taken on different causes now that maybe we wouldn’t have thought about if our

players hadn’t brought them to us. I think it’s a great thing.”

The grants handed out on Tuesday ranged from \$25,000 to \$100,000 and support non-profit organizations in the spaces of education, African American history and culture, social justice, diversionary and re-entry programs, immigrant outreach and domestic violence and sexual assault.

The \$100,000 grant recipients:

- * National Museum of African American Music
- * NAACP Freedom Fund

The \$50,000 grant recipients:

- * Community Achieves by Metro Nashville Public Schools
- * Nashville GRAD

The \$25,000 grant recipients:

- * Project Return
- * Davidson County Drug Court Program (DC4)
- * Thistle Farms
- * Sexual Assault Center
- * Nashville International Center for Empowerment
- * Conexion Americas

@jwyattsports

“We Stand For” campaign takes center stage on Tuesday as HC, GM, players discuss causes dear to them on a day @Titans controlling owner Amy Adams Strunk hands out \$450,000 in grant funding to 10 non-profit organizations.

Grant recipients were selected not only on merit but also based on their affiliation with a cause identified as important to a player, coach or executive through the team’s “We Stand For” campaign.

The organization’s hope for the “We Stand For” campaign is to foster

positive dialogue around the community work of its players and executives and raise awareness for the associated causes. The campaign was launched to give Titans players, coaches and front office a platform to better showcase causes and charities that are important to them, and to foster positive dialogue around their community and the work of their associated charities.

Along with his wife Ryann, the Caseys established the Casey Fund, a nonprofit dedicated to addressing the needs of at-risk youth as well as formerly incarcerated individuals by raising money for re-entry programs, inner-city youth programs, mentoring, and halfway houses.

Casey said the organization’s work in the community – and Strunk’s generosity – has inspired everyone to do more.

“It’s unbelievable,” said Casey, the 2018 Titans recipient of the Walter Payton Man of the Year award. “For you to have an owner and an organization to do something this incredible in the community, something we fight for all the time. ... For Amy to do something like this, I am baffled, I am speechless. She has done something so amazing it touches my heart down deep.”

###

**TENNESSEE TITANS
HELPING WITH TORNADO
CLEANUP, TITANS
FOUNDATION TO DONATE
\$1M TO DISASTER
RECOVERY**

**BY MARIAH TIMMS AND
JESSICA BLISS
THE TENNESSEAN
MARCH 5, 2020**

Disaster recovery is a community effort. The Tennessee Titans are taking that to heart.

In support of those impacted by the tornado that swept through Nashville, Mt. Juliet, Cookeville and surrounding communities, the Titans Foundation announced a \$1 million donation to The Community Foundation of Middle Tennessee to aid in recovery efforts.

The Community Foundation is handling most of the donations to cleanup and relief in the wake of the storm. With the gift, the total for the Middle Tennessee Emergency Response Fund at The Community Foundation has now exceeded \$2,127,674.

The Foundation will disperse the donation from the Titans to nonprofits across the state, working to provide immediate and long-term relief response to victims and their families.

Those include volunteer support efforts by Hands On Nashville, as well as Westminster Home Connection, Family and Children's Service, the Community Resource Center, Crossroads Campus and many more.

In addition, The NFL Foundation will make a \$250,000 contribution to the Community Foundation and work with local schools to assess needs for football field repair and equipment replacement.

"We are so encouraged about the amount of charity people have shown in the aftermath of Monday night's tragedy," Titans owner Amy Adams Strunk said in a statement.

"As leaders in the community, we want to lend our help to this cause of healing and rebuilding. Together we will help our neighbors through this long and difficult process. We are hopeful that others will join us in supporting this effort any way they can."

Titans players and their families plan to go out with Hands On Nashville on Friday to help with recovery needs in person.

"Everyone in these communities and throughout Tennessee should be eternally grateful to the Tennessee Titans for their tremendous efforts in helping the victims of the tornadoes," said Ellen Lehman, President of the Community Fund. "This is an extraordinary gift toward our ability to respond and restore the damage caused by these disastrous storms."

How to sign up to volunteer

If you want to volunteer to help with the tornado cleanup, there will be several chances to volunteer this weekend.

The mayor's office and Hands On Nashville are organizing all-day volunteer days Saturday and Sunday in the areas impacted by the tornado that devastated multiple neighborhoods in Middle Tennessee.

"We know that lots of you just want to do something," the Hands on Nashville wrote on its blog Tuesday. "We hear you. We love you. And what we're hearing from the mayor's office and our emergency responders is that it's not quite time to deploy citizen volunteers."

The post explained that the areas hardest hit are "very dangerous" with gas leaks, downed power lines and tree damage/debris in the streets, the post continued. "What emergency crews need is for us to stay clear so they can do their work."

Interested volunteers can sign up for the weekend cleanup effort at www.hon.org. Hands On Nashville said it will be in touch with more details on how to get involved.

Although sites and other specifics for these efforts have not been announced, organizers say there will be two workday shifts Saturday and Sunday for cleanup volunteers. The weekend shifts are from 9 a.m. to 1 p.m. and 1 p.m. to 5 p.m. Saturday and Sunday, and there will likely be other opportunities as the cleanup continues.

Meanwhile, the mayor's office and HON officials say that emergency response personnel are continuing to assess the situation and identify high-priority areas. Anyone interested in volunteering can sign up at HON.org.

How to donate

To donate money to tornado recovery efforts, contact the Community Foundation of Middle Tennessee at www.cfmt.org.

To donate items — in particular baby food, baby and toddler clothes, batteries, flashlights, formula, underwear, bras, gloves, trash bags, box cutters, bleach and personal hygiene items — drop off or mail to the Community Resource Center at 218 Omohundro Place, Nashville, Tennessee, 37210. Find more information about the Community Resource Center at www.crcnashville.org.

To donate food, see www.secondharvestmidtn.org. Second Harvest is coordinating with the Red Cross and the Office of Emergency Management to identify additional food resource needs at area shelters and at partner agencies, and to provide food and other services to those displaced by the storm.

To donate blood, find a Red Cross drive at www.redcrossblood.org. The Red Cross says there is an urgent need for blood.

**CONTROLLING OWNER
VOWS TO SUPPORT
PLAYER PROTESTS**

**BY DAVID BOCLAIR
SI.COM
JUNE 11, 2020**

NASHVILLE – Controlling owner Amy Adams Strunk vowed to support Tennessee Titans players in peaceful protests aimed to raise awareness of racial inequality in the United States and noted that “hearts, minds and institutions need to change throughout our country.”

Adams Strunk, a daughter of franchise founder K.S. “Bud” Adams, issued a statement Thursday after the team completed its virtual offseason program. In it, she revealed that the NFL franchise has created a fans resource guide to provide information on how to advance the conversation on race relations, provide facts and connect people to anti-racism resources.

Her comments followed those of coach Mike Vrabel and general manager Jon Robinson, each of whom delivered their thoughts on current events during video conferences with local media.

Amy Adams Strunk’s complete statement:

I want to add my voice and the voice of our organization to the calls for equality and reiterate our firm stance against all forms of racism.

Hearts, minds and institutions need to change throughout our country. Those who face racism need to be heard, and more importantly, understood by those who haven’t listened before.

Our organization and our players have dedicated time and resources to these issues through the ‘We Stand For’ campaign and we are making a difference in our own community, tackling issues like educational equity, judicial reform, policing policies and assistance for underserved areas. We are proud to support those efforts and we will

continue to find ways to impact our region. As part of this, we are providing information to our fans through a resource guide (<https://www.tennesseetitans.com/community/we-stand-for/resource-center>) so others can join us in these steps to progress.

Hearing our players and coaches speak over the last two weeks has been constructive to this vital discussion. I support our players using peaceful protests and their platforms to advance us as a nation. I would encourage those who haven’t thought about these issues before to understand the pain, anger and frustration of the black community. Black lives matter. We should all agree on that.

###

AP EXCLUSIVE: TITANS' OWNERSHIP STAYING IN ADAMS FAMILY

**BY TERESA M. WALKER
ASSOCIATED PRESS
DECEMBER 12, 2020**

Ownership of the Tennessee Titans is remaining with the Adams family with Susie Adams Smith agreeing to sell her share of the team to the family-controlled KSA Industries Inc.

Amy Adams Strunk will hold a 50% share with the other 50% held by Kenneth Adams IV, Barclay Adams and Susan Lewis. Those three will continue as owners of the Titans with Adams Strunk continuing as controlling owner in a sale expected to be completed by the end of this year.

Financial details of the sale were not available.

The sale requires league approval and is expected to be on the agenda of Wednesday's NFL owners meeting.

"The Titans franchise has meant so much to me and my family over the 61 years of its existence," Adams Strunk said in a statement to The Associated Press.

"With this transaction, we are pleased to ensure that the legacy started by my father will continue in our family. We are thrilled to make this commitment and will continue to invest in our team's future growth and success. Our belief in what lies ahead for this team is unwavering and we are eager to see it unfold."

Adams Strunk announced in August 2017 that her sister had started the process of selling her portion of KSA Industries, which includes the Titans.

When Bud Adams died in 2013, his estate was placed into a trust and divided between his two daughters, Amy and Susie, with each receiving a one-third share of the franchise and a third of KSA Industries. The

other third was divided in three 11% shares to the widow and sons of Bud Adams' late son, Kenneth Adams III.

Initially, after Bud Adams' death, the family installed Susie Adams Smith as controlling owner and made her husband Tommy Smith team president. The NFL fined the Titans for the ownership structure not conforming to the league's majority ownership rules in 2016, when the sisters each controlled 33% and the remaining third was split among their late brother's family.

The family installed Adams Strunk as controlling owner in 2015, brought back Steve Underwood from retirement to take over as team president and the Smiths were moved aside except for Susie Smith retaining one-third ownership in the franchise.

Adams Strunk fired Ken Whisenhunt in November 2015 and fired Mike Mularkey in January 2018 after the Titans' first playoff berth since 2008 when Tennessee reached the divisional round. She hired current general manager Jon Robinson and hired coach Mike Vrabel a week after firing Mularkey.

Vrabel coached the Titans last season to their first AFC championship in 17 years. The Titans currently are 8-4 and sit atop the AFC South with the tiebreaker over Indianapolis, trying to win their first division title since 2008. They are a win shy of their fifth straight winning season.

The Titans, under Adams Strunk's leadership, also helped Nashville bid's to host the 2019 NFL draft, which smashed the league's previous attendance record by drawing more than 600,000 to Music City.

###

**TITANS GM JON
ROBINSON FIGHTS HIS
BIGGEST BATTLE AT HIS
HOUSE**

**BY BRAD SCHMITT
THE TENNESSEAN
APRIL 19, 2018**

After the Easter egg hunt a few years back, Taylor Robinson dove into a package of Peeps marshmallow candies and ate two before the 6-year-old girl bent over and announced she had a bellyache.

Her father, Titans GM Jon Robinson, was dubious.

“We thought she just wanted to skip church and eat candy all day,” he said.

Then again, Robinson thought, some other things had been bothering him and his wife, Jaimie, about their older daughter.

Taylor had been drinking a lot of water lately and using the bathroom a lot. And she’d lost six pounds in a month.

Robinson went online and put “excessive thirst,” “excessive urination” and “weight loss” into Web MD. And Google. And Yahoo.

All three websites came back with the same answer.

In 2012, then 6-year-old Taylor Robinson, looking pale

In 2012, then 6-year-old Taylor Robinson, looking pale and gaunt, just before being diagnosed with type 1 diabetes (Photo: Submitted)

A few hours later, emergency room physicians confirmed the Robinsons’ fears: Taylor has type 1 diabetes. She likely would be taking insulin for the rest of her life.

The two parents stepped out into the hallway and cried.

“Here this is hitting me upside the face,” Jon Robinson said.

Scared, questions swirled around his mind – Will Taylor be able to live a normal life like any other kid? Will she be able to go to the ice cream shop? Will she be able to go to sleepovers? Will Taylor be accepted?

Since then, the Robinsons have learned how to manage the disease and – just as important – they’ve plugged into communities of families of children with diabetes.

They’re active with the Juvenile Diabetes Research Foundation, and the Robinsons on Saturday (April 21) are hosting the first black-tie fundraiser on the field of Nissan Stadium.

While manageable, life with diabetes can be challenging and, sometimes, scary.

Robinson, 42, loves overseeing the Titans battle on the field, but his biggest fight is to find a cure for his daughter’s disease.

“She’s very comfortable with it, and it’s just a part of her now,” he said.

“But we all know what she deals with, and we’re not accepting of it. We’re trying to help her beat it.”

A bouquet of positive pregnancy test sticks

The family was built on football: Jon and Jaimie met in the late 1990s at sports bar Bubba’s II, in Thibodaux, La., where Jon was a football coach at Nicholls State University.

Several years after the couple got married in 2002, Jon found out his wife was pregnant. That happened when he came home from a scouting trip for the New England Patriots, and there were a dozen positive pregnancy test sticks in a basket.

“She knows me,” Jon said, smiling. “I’d have asked, ‘Did you take more than one?’”

This 2009 picture was taken at New England Patriots

This 2009 picture was taken at New England Patriots training camp, about three years before Taylor Robinson, left, was diagnosed with diabetes. From left to right, Taylor, Jon, Jaimie and Bailey (Photo: Submitted)

A tough player and coach all his life, Jon expected to be the disciplinarian with his kids. Soon after Taylor was born, both parents realized Jon was the softie.

About five months before the diabetes diagnosis, the Robinsons started noticing Taylor asked to have water by her bed. They’d hear the toilet flush several times overnight, but didn’t think much of it.

“We were oblivious,” Jon said.

After doctors confirmed diabetes in 2012, Taylor cried during the first few insulin injections. Within weeks, though, she insisted on giving herself the shots.

The girl learned about food, sugars, portion size, controlling carbohydrates and taking care of herself. She learned how to use an app on her phone that lets her and her parents know at all times what her sugar level is.

Going back to school was, well, kinda cool for the first-grader.

“Our nurse came and talked to our class about what diabetes is and how it affects me,” Taylor said. “It felt good. I almost felt kind of proud of it because I was different.”

A year later, the tears flow

There were many sleepless nights at first, as Taylor and her parents obsessed about the numbers and the beeping alarms.

Jon was emotional at first, and he worked a lot. So Jaimie saw herself as the tough-minded caregiver who had to execute plans to keep their daughter healthy: “There was not time for tears.”

Until there was.

JON ROBINSON

Taylor Robinson, older daughter of Titans GM Jon Robinson,

Taylor Robinson, older daughter of Titans GM Jon Robinson, in 2012 just after she started taking insulin shots to treat her diabetes (Photo: Submitted)

About a year in, all the emotions of the ordeal caught up with Jaimie, and she found herself crying often, for nearly a month.

“It’s just hitting me now,” she told her husband then, “that Taylor has to deal with this her entire life.”

The most frightening moment happened in a parking lot of an outlet mall.

Taylor said she wasn’t feeling good, and she doubled up on the floor of the family SUV, in and out of consciousness.

Her parents shouted, “Taylor! Taylor!” and fed her Gatorade when she was awake enough to drink.

Eventually, the girl threw up and felt much better.

Taylor said her life is pretty normal, and yes, she has been able to go to sleepovers at friends’ houses.

She said she just keeps her blood sugar alarm under her pillow so it won’t wake her friends up if it goes off.

Jaimie agrees that things are pretty routine now with diabetes care.

“A lot of people feel sorry for us, but I’ll be honest, once you get the swing of it, it’s not hard,” she said.

“It’s difficult to tell her, ‘No, you can’t have that second cupcake,’ because her sugar would be through the roof. But she’s amazing. That’s what makes it easy for Jon and me.”

In fact, sometimes the Robinsons consider the disease a blessing.

It has given them purpose, to raise awareness and to raise money for research.

“Fate, call it whatever you want to call it,” Jon said. “God picked us because we now by his grace are financially in the position to where we have a bigger shovel to find a cure.”

Reach Brad Schmitt at brad@tennessean.com at 615-259-8384 or on Twitter @bradschmitt.

The JDRF Promise Gala – on the field

What: A black-tie fundraiser dinner for diabetes research for the Juvenile Diabetes Research Foundation

When: 6 p.m. Saturday (April 21)

Where: Nissan Stadium, 1 Titans Way

Cost: \$350

Info/tickets: JDRF.org/PromiseGala

###

WANT TO BE A SCOUT? TITANS GM JON ROBINSON ON WHAT HE WATCHES FOR AT THE COMBINE

**BY JOHN GLENNON
THE ATHLETIC
FEBRUARY 19, 2020**

In less than a week, more than 300 talented prospects will descend on Indianapolis for the NFL Scouting Combine, where they will try to sprint, backpedal, cut, leap, throw and catch their way into the hearts of league personnel.

America will get more of a chance than ever to watch the so-called Underwear Olympics this year, as the combine will make its way into prime time for the first time Feb. 27-29.

But what exactly are we watching? After all, not every drill or test fits every player. A 40-yard dash is much more important to a skill-position player than a big man, while a drop-and-flip drill might be an important indicator of a lineman's flexibility.

So The Athletic went to an expert.

Titans general manager Jon Robinson broke down what he looks for — generally speaking — in every position at the combine.

A few things to keep in mind:

- Robinson said good ol' game film is most important in scouting prospects, but the ability to collect measurables and watch players up close at the combine is important as well.
- The combine features six measurable tests that are open to all invited prospects: the 40-yard dash, the bench press, the vertical jump, the broad jump, the three-cone drill and the shuttle run. There are also numerous position-specific drills that are tailored toward revealing more particular strengths — or weaknesses.

Quarterback

Players drafted by Robinson: Luke Falk (sixth round, 2018)

Important combine tests, drills to watch: Footwork in position-specific drills, especially ones such as the pocket-movement drill and the seven-step rollouts to each side. Also, touch and accuracy on go routes, deep routes and corner routes.

Straight from the GM: "You're looking at their functional athleticism. They don't necessarily have to be the fastest, but do they have enough functional athleticism that, when put under pressure, are they going to be able to escape and keep the play alive? They do a lot of movement stuff with those guys, like bootlegs, moving in the pocket. So, you look at that.

"They're also throwing to a totally different cast of characters (at the combine). They've never thrown with these guys, most likely. So they don't really know how these guys are going to run the routes. They don't know how fast they are in and out of their breaks. So, (you watch) their ability to anticipate to players they've never thrown to. Can they anticipate the pace of the route and know when to let the ball go? And can they put it in a position where he can catch it and run with it?"

"Some of the deep-field target stuff also — their touch and accuracy. Do they throw it out of bounds or do they hold it on that red line and let (the receiver) fade into it, kind of along the boundary? And how do they handle themselves with their group? Do they have any leadership at all or are they just kind of a number out there, and they're waiting on their number to go get called to throw? Are they trying to develop some type of chemistry with the players they're throwing the ball to?"

Running back

Players drafted by Robinson: Khalfani Muhammad (seventh

round, 2017), Derrick Henry (second round, 2016)

Important combine tests, drills to watch: One test Robinson referenced is the three-cone drill, which challenges a prospect's ability to change directions at a high speed while weaving through three cones set up in an L-formation. There are also a couple of position-specific drills in which the running back is forced to make quick decisions following a handoff, based on which way the drill director tells him to move. It's important that the back can react very quickly.

Straight from the GM: "I think their ability to catch the football is important. How do they do in those drills? Certainly (among the measured-data tests), the three-cone is a pretty good drill. They're turning and changing direction. How quickly are they getting in and out of different situations and showing their ability to bend?"

"I like the cut drills where they kind of press the hole and they run, and then the coach moves the bag one way or the other. How reactive are they to the movement of a supposed linebacker, making the right cut and accelerating?"

"So, you're looking somewhat at movement, but you're relying more on the game film because you don't have anybody hitting you (at the combine). And those guys get hit every single play (in the NFL) unless they're untouched for a touchdown. You can't see at the combine their ability to take on contact on the field. Can they run through contact?"

Wide receiver

Players drafted by Robinson: A.J. Brown (second round, 2019), Corey Davis (first round, 2017), Taywan Taylor (third round, 2017), Tajae Sharpe (fifth round, 2016)

Important combine tests, drills to watch: The 40-yard dash is obviously key, but not make-or-break. Performance in the shuttle

JON ROBINSON

runs shows body control, while the vertical jump is a good indicator of explosiveness off the snap. In the position-specific drills, look at how quickly wide receivers react in the over-the-shoulder drill, when the quarterback is yelling commands like “ball” during the route. That’s when wide receivers start looking back in order to track the ball before catching it.

Straight from the GM: “They all get open different. Every receiver comes in a different package. You’ve got the smaller, quicker guys who get open with their quickness, their shake. You’ve got the speed guys who may not be the strongest, but they can run and you’ve got to account for that. Then you’ve got the size guys who may be a little speed deficient, but they’re really strong at the top of the route. So, when you watch the film, they get open that way.

“I think you look at certainly their 40 time. How fast do they run? And you try to equate that to their game speed. Does it look similar? Do you need to go back and watch it again? Is there something that you missed? (You watch) the shuttles, their body control in the shuttles, especially the slot receivers on the short shuttles. Their vertical jump — how explosive are they? Are they going to be able to go up and high-point a ball on a red zone throw or something?

“And then in the position drills, you’re looking for their ability to follow the directions that the receivers coach or whoever is showing them. Are they watching the guy in front of them run the route? Do they mess it up when they run it? All of the little things that, when they may not think we’re watching, we look at.

“And their ability to get in and out of their breaks. Do they catch the ball cleanly? Some of the routes are what they are. They’ve been doing the same routes forever. I’d like to see some different routes, but I don’t make the rules.”

Tight end

Players drafted by Robinson: Jonnu Smith (third round, 2017)

Important combine tests, drills to watch: If the prospect is an “F” tight end — whose strength is typically as a pass-catcher — then the short shuttles and three-cone tests are important to show how quickly he can get in and out of his route. If the prospect is a “Y” tight end — whose strength is more as a blocker — the multiple catch/gauntlet drill will help show whether he still has the ability to contribute in the passing game from time to time.

Straight from the GM: “First off, you have to look at: Is he really a pass-catcher? Is he more of a third-down or passing-target type of tight end or is he a ‘Y’ type, more of a blocker? Is the functionality of movement as a blocking tight end good enough to run a short underneath pass? Does he have the quickness to snap around and catch the football? You’re not going to ask that guy, if his strength is as a blocker, to really run a bunch of choice routes or stretch the field or anything like that.

“Do they have enough athleticism and/or size to create space between them and the defender if they’re covered in man? Then that’s what you’re looking for. And are they instinctive enough — this is really more watching the film — to find voids in the zone and know where their landmarks should be, knowing that they may have to adjust the route to give the quarterback an open target?

“Now the pass-catching types, the ‘F’ types, you’re going to look more at the athleticism. Can he drop his weight in and out of his breaks? How quick does he snap around at the top of the cone and work back down? The shuttle times are important for those guys, especially if they’re running those choice routes underneath. How quickly can they get through the shuttles, more so the short shuttles than the three-cone?

“And probably most importantly, how do they catch the football? Are they body catchers? Are they hands catchers, that kind of thing?”

Offensive line

Players drafted by Robinson: Nate Davis (third round, 2019), Corey Levin (sixth round, 2017), Brad Seaton (seventh round, 2017), Jack Conklin (first round, 2016), Sebastian Tretola (sixth round, 2016)

Important combine tests, drills to watch: The 10-yard dash is not an official test, but times at 10 and 20 yards are recorded while players run the 40-yard dash. Those short distances are more valuable indicators of how big men move. Vertical jumps are a good indication of the ability to explode from a stance. And positioning is key for linemen, too, so the “drop-and-flip drill” — when a player starts in the middle of the field and backpedals per the coach’s direction, flipping his hips four times before sprinting upfield — is important.

Straight from the GM: “The (40-yard dash) is a number, but I think you’re looking more at the 10 time, how quickly can he get out of his stance and accelerate for 10 yards. The likelihood that an offensive lineman is really going to sprint 40 yards ... usually it’s out of celebration. So, you look at the 10 time, the explosiveness. You do look at the vertical jump. Can they move that amount of weight and mass upward? It’s a good measure and correlation of how explosive they are out of their hips.

“When you get to the actual on-field drills, (you watch) their ability to change direction in the (pulling) drills. How quickly can they get out of their stance, and can they get around the cone? Can they adjust to someone holding the bag? You’re not necessarily looking at how much they pop the bag or how much they move that person because I’d say that’s not really realistic to what they’re going to see in a game-type setting.

JON ROBINSON

“The drill where they have to flip their hips in a pass set ... I think it’s where they work straight back and flip their hips back and forth, you can see how loose their hips are, their lower-body fluidity.

“The (pass-protection) rush drill where the guy rushes around the edge, I don’t know how much merit there is in it. Because some of the (participating) defensive ends are really (down) linemen, but they’re acting as defensive ends. Some of them go fast. Some of them don’t run the (prescribed route). It’s just not really consistent.

“But when you’re watching movement, those drills that I’ve kind of alluded to at least can kind of clarify what you see on film or make you go back and look at it like, ‘These guys have a little looser hips than I thought. Let me go back and watch that tape.’

“The stuff where they’re trying to drive block somebody off ... most of these guys play against pretty good competition, so you’re going to rely more on the film rather than how well they hit a bag.”

Defensive line

Players drafted by Robinson: Jeffery Simmons (first round, 2019), Austin Johnson (second round, 2016)

Important combine tests, drills to watch: Unusual as it might seem, vertical jump is an important test because it reveals how much explosion a big man can generate from a flat-footed stance. Often times, that translates to the player’s ability to uncoil from a stance and knock an offensive lineman backward.

Straight from the GM: “With those guys, it’s really change of direction. You can’t measure the power. I mean, they do a couple drills where they hit bags, but that’s basically useless. Can they play laterally? Do they have good footwork? Their 10 time is important, too, as is their vertical jump. I think the short shuttle is a good indication of their

ability to change direction. Are they stiff in the hips? Can they bend? And can they accelerate out of a squatted position and get back going full speed?

“(You also watch) their kind of intensity about how they attack the drills. Are they going through the motions or are they really out there competing? I think you can get a measured amount of competitiveness from that group, and how they attack each drill.

“You can see the movement stuff, their ability to flip their hips if they’re pass-rushers. But if the guy is really a nose tackle, you’re going to watch the film on that guy, to see how much he posts up guys trying to double team him. And there’s not a drill that really measures that at the combine. So, with those guys, it’s really their functional movement, their ability to bend, their explosiveness, their quickness out of their stance.”

Linebacker

Players drafted by Robinson: D’Andre Walker (fifth round, 2019), David Long (sixth round, 2019), Rashaan Evans (first round, 2018), Harold Landry (second round, 2018), Jayon Brown (fifth round, 2017), Josh Carraway (seventh round, 2017), Kevin Dodd (second round, 2016), Aaron Wallace (seventh round, 2016)

Important combine tests, drills to watch: The 40-yard dash is important because linebackers often have to track back on plays after a long run or completed pass. Another key test is the short shuttle because it can illustrate reaction time. In the short shuttle, the prospect starts in the three-point stance, explodes out 5 yards to his right and touches the line. He then goes back 10 yards to his left, touches the line with his left hand, pivots and finally turns to run 5 more yards before finishing.

Straight from the GM: “You’re looking for (10-yard dash) times here, also for 40s, their long speed, their ability to chase back side, the three-cone, their ability to change

direction, bend the corner, accelerate, the pass-rush drill they do where they time that off the edge. That’s about getting off on the snap of the football and accelerating around the edge.

“Again, you can’t measure the hand use, the power and all that kind of stuff. But just their ability to change direction. For our defense, can (edge-rushers) transition and do some linebacker stuff? How are they in space? Are their hips fluid enough to be a curl dropper and maybe break to an in cut? Can they wall and carry a potential tight end up the seam if asked to do that? What about their ability to play a couple different spots, maybe on the line and off the ball as a linebacker?”

Defensive back

Players drafted by Robinson: Amani Hooker (fourth round, 2019), Dane Cruikshank (fifth round, 2018), Adoree’ Jackson (first round, 2017), Kevin Byard (third round, 2016), LeShaun Sims (fifth round, 2016), Kalan Reed (seventh round, 2016)

Important combine tests, drills to watch: Much like at wide receiver, the 40-yard dash is clearly important, but not make-or-break. The same can be said for the vertical jump. As far as position-specific drills, reaction time for defensive backs is key, so drills like the “W” are effective indicators. In that drill, a player starts 5 yards away from the drill director and backpedals for 5 yards. The drill director will then indicate when it’s time for the player to execute a 45-degree break toward a cone. It is repeated twice more before the defensive back catches the football.

Straight from the GM: “It’s funny. When I talk to corners, I always ask them what they think is important for good corner play. They talk about speed. They talk about footwork, and all that stuff is important. I was like, ‘Let me simplify it for you: Don’t let your guy catch the ball, and tackle. Let’s start there.’

“But all those other little factors play into that. Certainly, their foot quickness. I mean, the 40 time is important. You don’t want slow guys. But is their play speed on tape competitive? Because a guy runs a 4.55, I wouldn’t say that kills him. You go back and look at the tape and you say, ‘Is speed really a detriment to him or is he a physical player who is competitive consistently at the catch-point?’

“Their change of direction (is important), their ability to put their foot in the ground and come out of a break. Or do they pump the pedals to try to get out of it? Vertical jump again (is important), short shuttle, stuff that shows their quickness, their explosion. All that, and then ball skills. Can they track the football? Can they catch the football? When you’re the only guy with all the eyes on you and the ball is up there, does it look like a marble or a beach ball? Some guys it looks like a marble and that shows pretty quickly.”

###

**TITANS GM SAYS FORGET
THE ANTHEM, FOCUS ON
PLEDGE**

BY DAVID BOCLAIR
SI.COM
JUNE 11, 2020

NASHVILLE – To those who ponder exactly how they might feel about if NFL players conduct silent protests during the national anthem again this fall, Tennessee Titans general manager Jon Robinson says consider the Pledge of Allegiance.

“A pledge is a solemn oath,” Robinson said Thursday. “It says, ‘One nation.’ Not a black nation or a white nation, it says, ‘one nation.’ It says, ‘indivisible,’ which means united, not able to be pulled apart, ‘with liberty,’ which means a state of being free from oppressive restrictions, and ‘justice,’ which is defined by equality of being fair and reasonable, ‘for all,’ which is for everyone, regardless of the color of your skin.

“So, I just think this pledge, this oath that we’ve all recited, if we can truly put that into action, we can work to change. We can work to change the hearts and minds of those that need to be changed. That liberty, that justice, that feeling of one nation, a nation of human beings, a nation of God’s children – I think that’s our charge.”

Robinson met with media who cover the Titans on Thursday in a video conference that followed the conclusion of the franchise’s virtual offseason program.

Before he took questions, he issued a statement related to current affairs, particularly the nationwide protests to raise awareness and accountability about racial equality in the United States. Now in his fifth year on the job and with nearly two decades of experience as an NFL staffer or executive, he classified this offseason has been as educational as any for him. He also provided assurances that franchise officials would support players who

chose to protest, including during the season.

“I’ve been on web conference calls with others around the league,” Robinson said. “I’ve had several personal discussions with our players, with members of our staff, all of which have been extremely educational for me. Those conversations have been real. They have been empowering.

“Our players, especially, have been outstanding. They were open and they wanted assurance from the organization that when they do use their platforms, their voices, to speak for those whose voice may not be as loud or who don’t have a voice, when they use their voices to speak out against these injustices, that they have our support. And they do.”

Consider it his pledge.

“There shouldn’t be a standard for how to live as a black person in our country,” Robinson said. “... It’s been an extremely moving couple of weeks, and I want to be a part.”

###

**ONE-ON-ONE WITH
TITANS GM JON
ROBINSON ON TITANS'
GENDER DIVERSITY
EFFORTS**

**BY LINDSAY JONES
THE ATHLETIC
SEPTEMBER 25, 2020**

Titans general manager Jon Robinson and head coach Mike Vrabel were first-time participants at the NFL's Women's Careers in Football Forum during the NFL scouting combine in February, and both left Indianapolis wondering: How do we find spots for women on our staff in Tennessee?

It wasn't just a rhetorical question. Within weeks, Robinson and Vrabel had a plan to create an offseason internship program, with a role on Vrabel's coaching staff and a spot on Robinson's personnel staff that would be dedicated to women. They asked their boss, Titans owner Amy Adams Strunk, if they could name the program after her. Because of pandemic-related changes to the offseason, the inaugural year of the program turned out differently than originally planned, but maybe to the benefit of the 2020 interns, strength and conditioning assistant coach Christie Bartlett and scouting and team operations assistant Mical Johnson. Both women had their internships extended through the regular season.

The Athletic spoke with Robinson about this program, how the Titans might expand this internship program in the future, as well as how pandemic-related rules changes will impact scouting and roster management into the future.

We'll just get right into the Amy Adams Strunk Women in Sports Program. How did this all come about?

Back at the combine, Coach Vrabel and I were asked to participate in a symposium with women who work in football, across the country, mostly in college. And he was on a panel, I was part of a discussion

group with some ladies who had cool backgrounds, who worked in various portions in college football, and I just explained to them the process of pro football and some of the roles. Not so much on the business side, but on the football side, whether it's in scouting, whether it's in operations, whether it's security, whether it's in the training room, or coaching, the departments that kind of fall under the football umbrella of an organization. I had some good discussions with some of the ladies, several were interested in an internship program if we ever started one. So I came back, I talked about it with (Vrabel) and he and I posed it to Amy, our owner, who's outstanding to work for. And with her being a woman in the football world, a world that is predominantly dominated by men, we wanted to make sure she was open to the program to try to create some diversity on the football side of things.

I've got two daughters, one is 14, and one is 11. My 11-year-old is in sports. My 14-year-old is more into dance, but she follows our football team religiously, she knows all the players and asked me about injuries all the time. So Amy, you know, she was like, "that sounds great. Let's do it." I think that's really, really cool. We said, would you be OK, if we name it after you because of what you've done for this organization and for the NFL? She goes above and beyond. So that's kind of how it came about.

So what came next in terms of getting applications? Did you work with Sam Rapoport (who runs the women's forum and leads gender diversity efforts) from the league?

So we get back from the combine, we've got the plan in place, and I've got several resumes and business cards from the ladies who I met with at the combine. And we were ready to move forward with that pool of candidates and then COVID hits. And so no travel, you know, and the one thing that these ladies at the discussion panel talked to me about was, they have their own jobs at

their colleges and the timing has to be right, so training camp was really going to be hard for them to break away. So we were going to kind of do it during OTAs. Well, then OTAs got canceled.

So I started brainstorming, I was like, well, we're in Nashville. We've got several universities here locally. I'm sure there are qualified ladies who are interested in the sports world sports administration, whatever it may be. So I reached out to all the local campuses here, Vanderbilt, Belmont, Lipscomb, Tennessee State, Middle Tennessee State and just told them what we were trying to do. I got probably close to 100 resumes from ladies who were interested in the program. It was only going to be a two-week internship program. It was going to be a weekend scouting and then a week of football operations for the football admin position. And then Coach Vrabel did the same thing in the coaching and put out feelers for female coaches. He found Christie Bartlett who had just worked in the XFL. She's working in our strength program still.

And then I narrowed the list of 100 for the football admin internship down to 10. I did Zoom interviews with all 10. And we found Mical. And she worked for two weeks during training camp, to start, and that kind of went on to three weeks, because she did a great job. And now she comes in on Mondays, and helps put our advanced reports together for the coaches for our weekly opponent.

Is this the first time you've had a woman working in your personnel department? What have you learned about having maybe some women in your football ops?

Yes it is, you know, what's been really cool is to see their passion for football. They're sports driven. Christie has got a passion for coaching. And I don't think Mical really knew what scouting was, but one thing that impressed me about her, in our interviews on Zoom, was her desire to evaluate athletic skills of players and how they fit different

JON ROBINSON

roles on a team regardless of sport. She worked for the Vanderbilt football program for a little bit. So she had some exposure to that. And once she got in here, she really took it upon herself to evaluate players on her own, when we would discuss players who were on the street, who were looking for a shot to come into camp, she would try to dig up film and watch those guys, as we talked about them, so that she would have some understanding of their skill set and how they might fit our football team. So that was one thing that I thought was really, really cool to watch her kind of take the bull by the horns. And to learn now what we're trying to do here in the personnel department.

This is the first year of this internship program in Tennessee, where do you think it goes from here? How do you envision it growing?

This is something that we definitely want to continue based upon the way that the two candidates attacked the opportunity this year. Obviously, their performance led to extended internships. And I told Mical, we'll see how things go here, that this may lead to a permanent spot for you here. Moving forward, we'll see how that goes. But I would say that, if a spot opens up in the scouting world, you'd be the leader in the clubhouse based on the way that you conducted yourself. Now, all internships are kind of like an extended interview if you will, and she's aced it so far. So, I think that we'll continue to do this program to bring more ladies in and expose them to what we do to see if there is a passion that they have there for this side of the game.

How have Mical and Christie impacted your team in the time they've been with you?

Mical and Christie weren't intimidated at all by stepping into a pro football environment. They were extremely coachable. They're willing to learn. They attack whatever tests we gave them and still do. They didn't shy away from wanting to attack the opportunity. I

think that says a lot about them. And I'm extremely appreciative for (Strunk) and the rest of the organization supporting our endeavor to create diversity in our workplace.

You mentioned that you conducted the interviews for this internship role on Zoom. How has everything you do scouting-wise and running a personnel department changed this year, and how will college scouting be different this fall?

If you go back a couple years, that technology with video and scouting has changed the way you do school calls or you go to visit college campuses to scout players in the fall anyway, because you have all the access to the film on your iPad pretty quickly. So, in the old days when I first got into the personnel business in scouting, you had to physically go to the school and get the film tapes and go down to a thing to watch them and then take them back to the coach, you know? You don't really have to do that now because everything is pushed to you through a cloud, a server, and you have it on your iPad. And I think that maybe some of the interviews and the meetings that you typically have on campus, those will be virtual now. I do think there's some authenticity to being able to go on campus and watch players practice and talk to different people within that college department and that football program about the players. I think that's an important part that we're obviously going to miss out on because of all the restrictions with COVID. But were able to pull off a draft, virtually. I had my doubts in early April, but it ended up going off, I would say, without a hitch. I think that's one thing that we'll look at is a way to take things that we've learned from this pandemic and incorporate it so that we can continue to work smarter, and not necessarily do everything the hard way.

Could that apply to some in-season things too that have changed in 2020, like having more flexibility with the injured reserve list and expanded practice squads?

From a club standpoint, you know, we want to try to have as many of our players that we're going to count on game day as possible to be available. Certainly, the flexibility with the rosters and the way they've adjusted the IR roles we've been able to pull everybody back has been that's been helpful for us. And we'll see how that adjusts moving forward.

You guys are 2-0, what have you learned about your guys through two weeks? How do you feel about the way that you guys won those first two games — the crazy game in Denver in Week 1 and then against Jacksonville last week?

I think it's just hard to win in the National Football League. Regardless of who you're playing, everybody's got good players. And it boils down to execution and making plays when they count and having the mindset that when the game's on the line that you're going to rise to the occasion, you're going to have some mental toughness to push through tough times and find a way to win it. And I think that's what we've done the last couple weeks, we've weathered the storm and at the end of the day, we found a way to execute at the crucial moments in those situations where those handfuls of four or five plays come down to you winning or losing.

###

HOW MIKE VRABEL WENT FROM TRASH- TALKING LINEBACKER TO TOUCHDOWN- CATCHING TIGHT END

**BY TRAVIS HANEY
THE ATHLETIC
NOVEMBER 7, 2018**

It's been more than a decade since Christian Fauria played for the Patriots, but there's no statute of limitations for ball-busting in the world of Boston sports radio. So the former tight end is more than fair game for his daily show on juggernaut WEEI.

A regular gag from callers: How did you let a linebacker steal all those touchdowns from you?

"It became this running joke back then," Fauria said. "And it's still going now, only with people who call our show."

The calls are about Mike Vrabel. We'll call him the Original Touchdown Vulture. He leached away scores from Fauria and other New England offensive players from 2002-08.

Vrabel caught 10 passes for 10 touchdowns in his time as a Patriot. He added two more scores with Kansas City from 2009-10, as his playing career wound down.

Now in his initial season as Tennessee's head coach, this week marks the first time that a Vrabel-led team will meet mentor Bill Belichick and the franchise with which he's most associated. Belichick on Monday even stumped for Vrabel to be in the Patriots Hall of Fame.

"He's one of the best we've ever had," Belichick said.

Touchdowns certainly help the legacy. Touchdowns on the biggest stage help even more. Scores in New England's wins in Super Bowl XXXVIII (vs. Panthers) and XXXIX (vs. Eagles) cemented the status of the creative formation,

throwing a 250-pound linebacker in there for goal-line situations.

And then throwing to him.

"Had it not been in the Super Bowl," Vrabel said. "I don't know if it would have been what it became."

That includes people in Boston still talking about it, news that clearly delights Vrabel when he hears about it. Immediately, in a single Cheshire grin, it becomes obvious who Vrabel was as a player: He was equal parts dedicated student of the game — and notorious trash-talker.

He loved to needle anyone and everyone who came into his atmosphere, even that hooded curmudgeon in charge of the whole operation. No one was safe.

"He used to drive us crazy in practice," said former New England offensive coordinator Charlie Weis, adding that Vrabel and safety Rodney Harrison often practiced with the scout team. Weis said it allowed them to get full-speed reps against the first-team offense, keeping them sharper.

It also made the banter more lively, especially when it came to quarterback Tom Brady.

"They would talk trash to Brady the entire practice," Weis said. "They were always fired up."

Switching sides: Vrabel the 'traitor'

Ah, but that back and forth then made Fridays interesting. That's when Vrabel, at some point during practice, would migrate from the defensive side to the offensive huddle for the team's goal-line work. That made him something of a traitor to outspoken defenders such as Harrison, Willie McGinest and Tedy Bruschi.

He very suddenly became the target of the chatter. Instead of being in pursuit, he was being pursued.

"The worst part was when I'd have to go on the other side," Vrabel told *The Athletic* last week. "The

defense would be like, 'We're going to freaking kill you.' It's Rodney and it's McGinest. It's Bruschi. They're just talking. They were trying to knock the shit out of me."

In those Friday practices, Vrabel essentially wound up on an island. Defenders were trying to hammer him; offensive players were rolling their eyes as this defector appeared in their midst.

"What's up, fellas?" he'd say as he arrived in the huddle, ear-to-ear smile on his face.

"He came to take away our touchdowns," Fauria said. "Look, it's not like they're handing those things out."

"He already had this big ego and he was already established. It was like, 'Great, now we have to hear about him scoring touchdowns? Now we've got to deal with this, too?'"

Belichick was establishing his wizardry. He'd later do the same thing on the goal line with a 6-6, 305-pound offensive lineman (Tom Ashworth) and a 6-6, 317-pound defensive lineman (Richard Seymour).

"I just thought, 'Bill's just fucking with us. This is part of his master plan to show he's a genius and we're getting screwed because of it,'" Fauria said. "He said, 'I can put a linebacker at tight end, or a receiver (Troy Brown) at defensive back.'"

Fauria then imitated a Belichick-ian evil-genius laugh.

Genesis of the formation

The beginnings of the move came not with Belichick or Brady, but the quarterback who preceded Brady. As a rookie, Vrabel and his family received invites to hang out at Drew Bledsoe's home. Bledsoe, like Vrabel, had young children. After the two became friends, Bledsoe then invited Vrabel to come out with him for pregame warmups.

MIKE VRABEL

Vrabel would run tight end routes in those pregames, just messing around.

But it caught Bledsoe's eye. Vrabel was actually quite good at it. Bledsoe passed along the recommendation to Weis.

Weis didn't recall Bledsoe's rec, but he did remember being shorthanded for a 2002 game in San Diego. He said there was a mini-tryout among defensive players for the role as the team's third tight end. Vrabel easily stood out, perhaps in part because of that pregame route-running.

Against the Chargers that day, Vrabel caught the first of his 12 career touchdowns.

"It was as if he'd been playing tight end all along," Weis said. "He was physical. He was athletic. He could really catch the ball. He wasn't a stiff out there. He wasn't some glorified lineman playing tight end. He was just the way he is with everything else, too: He was conscientious. Knowing what to do was important to him.

"We had confidence in him from when we first put him in there."

Still, there was some adjustment required, particularly when it came to the sanctity of Brady's offensive huddle.

The third day Vrabel practiced at tight end, he got open in the middle of the field. He turned into a Pop Warner player, waving his arms emphatically to get the quarterback's attention.

"Tommy! Tommy! Tommy!" Vrabel yelled.

The ball didn't go his way. Vrabel trekked back to the huddle, where Brady was there to meet him.

"Don't ever do that again if you want me to throw you the freaking ball," Brady told Vrabel.

"I thought I was open and that's what you did. I didn't know," Vrabel said sheepishly. "I saw

Randy Moss do it. ... I learned the Brady etiquette, I guess."

Brady Lesson No. 2: Celebrate with the offense when you score.

As Vrabel began to score with regularity, beginning in 2004, he would sprint from the end zone to the sideline to celebrate with his defensive teammates.

"Tom would be like, 'If you ever run off the damn field again ...'" Vrabel said. "I was excited, you know? I would just start sprinting and go to the defense.

"Tom would say, 'Don't you ever run off.' I said, 'OK, I got you.'"

A natural receiver

Looking back, Vrabel thinks the best catch he had came in a 2006 game in Green Bay.

Officially, though, it didn't count; it was one of just four times in his career that he was targeted but he didn't make the catch. Brady was trying to throw the ball away in the back of the end zone, but Vrabel read his quarterback's eyes and broke toward the base of the goal post. He got one foot in, and then the other — but his elbow hit before he could get the second foot down.

It was an objectively outstanding play, regardless whether it counted.

"He really had to show some athletic ability," Fauria said. "I remember walking off the field and thinking, 'Damn, that was a good catch.' That was a pro catch. That wasn't a gimmick of some tackle being eligible."

The best official catch for Vrabel was a 2004 score in a win in St. Louis.

Current Titans tight end Luke Stocker watched a YouTube clip of that touchdown, nodding as Vrabel made a nimble grab in the back left corner of the end zone with a defender trailing him.

"The thing that impresses me is that he lines up his eyes and his hands; that's next-level for what you're taught as a receiver," Stocker said.

Stocker added that he hadn't seen much of Vrabel's pass-catching highlights, but the Titans roster has a certain awareness of who Vrabel was — a three-time Super Bowl champ — both defensively and offensively.

Vrabel was a first-team All-Pro selection in 2007. He finished his career as a linebacker with 740 tackles, 57 sacks, 19 forced fumbles and 11 interceptions.

"Guys know his pedigree and what he's been through, who he was in the league and where he's been," Stocker said. "He definitely has clout."

But he's remained playful as a coach, teasing players the same way he did his former teammates and coaches. He almost had a little-brother persona as a player.

Vrabel took particular delight in jabbing at Moss when the Hall of Fame receiver arrived in 2007. As Vrabel would trot in for goal-line situations, it often meant Moss was out of the game.

Vrabel would find Moss, mockingly pointing to the sideline.

"See ya, Moss," Vrabel would say, waving at Moss. "'You've got to go.'"

The cantankerous Moss responded about how you'd imagine.

The Patriots had first-round tight ends in Ben Watson (No. 32 overall pick in 2004) and Daniel Graham (No. 21 pick in 2002), and yet Vrabel would find a way to squeeze them.

"He was just snatching away our freaking reps," Fauria said. "It was such a Bill thing. One of those tight ends was coming off the field because Vrabel was going on the field."

MIKE VRABEL

The other linebackers were left somewhat jealous that Vrabel was the one who made the move. In the end, they'd live vicariously through him.

"All of us thought we could play tight end," said Matt Chatham, a Pats linebacker from 2000-05 and a current contributor for The Athletic. "Vrabel was really good at it, really good at framing it up."

"We were all going crazy on the sideline. We loved it. It's just funny that our guy was making plays from the linebacker group."

Transition from huddle to sideline

Weis and Vrabel's former teammates are not at all surprised to see him now as an NFL head coach. They're betting on the 43-year-old fast riser, too.

"He'll stick to a plan. He'll produce. He's smart, tough," Weis said. "He won't deviate from the plan. That's exactly what you're going to get. That's why you know he'll be successful."

Intelligence was a recurring theme from those discussing Vrabel's makeup. Vrabel often makes fun of himself about over-preparing.

"You knew Mike Vrabel was going to be a head coach somewhere in some form or fashion," said Kevin Faulk, a New England running back from 1999-2011. "He just had that coach's mentality as a player, and he used that to help himself out. He was just so smart and so intelligent. It's awesome to see."

Fauria compared Vrabel's ascent to that of Red Sox manager Alex Cora, the 43-year-old whose team just won the World Series.

"Mike has a really good personality that young guys tend to follow," Fauria said. "He's honest. He's direct. He has a lot of credibility. I think people respond to that. It was no surprise to me that he, one, became a coach and, two, rose as fast as he has."

Fauria can probably expect a few calls this week about Vrabel. He'll be ready.

"He was this snarky, condescending smartass, but he could back it up," Fauria said. "He was always backing it up."

###

MIKE VRABEL

HOW MIKE VRABEL BALANCES LIFE WITH A HEAD COACH'S RELENTLESS SCHEDULE

BY TURRON DAVENPORT
ESPN.COM
JULY 22, 2019

NASHVILLE, Tenn. -- Chinese takeout. That was what Tennessee Titans head coach Mike Vrabel said he was planning to eat for Thanksgiving dinner last year.

Of course, Vrabel would have liked to have joined his family for the holiday, but he had to stay at the office to prepare for a Week 12 game against the Houston Texans on Monday Night Football. That's NFL life.

Like most NFL coaches, Mike Vrabel keeps long hours even in the offseason.

Even the offseason is demanding. Here's a sample of what Vrabel's schedule looked like during minicamp:

4:30 a.m.: Leave for the office

Coaches fitness club. They pick different things to do -- sometimes they push the blocking sled. It's another bonding opportunity for them. Vrabel makes it a point to commit to finding 30 minutes for his own health. "This is a stressful environment. I have to remind myself to take care of myself mentally and physically."

Breakfast

Plan team meeting

Meet with coordinators

Meet with director of sports medicine Todd Toriscelli to talk about the health of the team

Sit in on different position meetings

Stop by the training room to talk to players

Practice

News conference

More meetings, review practice film

6 p.m.: Leave the office

In addition to his responsibilities at the facility, the Titans' community events in the evening can keep Vrabel out later.


"If there's something going on at night, I have to get some more work done during the day so that I can get out for that appearance or event," Vrabel said.


The second-year head coach always has football on his mind, continuously evaluating ways to improve his team. But he's also a family man who strives to stay involved with his wife, Jen, and two sons, Carter and Tyler. How does he balance the two?

In short, it's maintaining priorities despite numerous demands of the job.

Staying connected

Vrabel's oldest son, Tyler, is a 19-year-old redshirt freshman offensive lineman for Boston College. Sometimes Vrabel flies up to Massachusetts to check out Tyler's games if the Titans have a bye week or a Thursday night game.

BC Football 

Great to have @tylervrabel_ and @CoachVrabel50 in the  for Tuesday's practice.#WeAreBC

His younger son, Carter, 17, is a pitcher on Father Ryan High School's baseball team in Nashville. Vrabel has no problem wrapping up his day at St. Thomas Sports Park to take in Carter's games, even if one of them starts at 4:30 p.m.

"You love what your family loves. There's a lot of baseball games. Carter loves baseball. When there is a baseball game, I am leaving," Vrabel said.

Since Carter is at games or practice a lot, Jen doesn't cook as much as she used to. But Vrabel said his favorite dish she makes is lemon chicken with pasta. Jen said she got the recipe from Heidi Bruschi, the wife of former New England Patriots teammate Tedy Bruschi.

"She made it the first time we went over to their house for dinner. I was like, 'I need this recipe!'" Jen said.

Staying connected with family is something Vrabel stresses to members of his staff, too, especially during the offseason.

"I tell our staff that we work too much during the season for any of our guys to miss something that their family has in the offseason. That's not healthy for their families," Vrabel said while sitting at his desk after a minicamp practice in June. "It's not healthy for them. They're not going to be productive here at work if they're thinking, 'Man, I wish I was at that game.' If their kid has a game or a dance recital, I need them to be involved in that."

Vrabel's assistants appreciate his work-life philosophy. Defensive coordinator Dean Pees was especially thankful to Vrabel for allowing him to go to Canton, Ohio, last year during training camp for former Baltimore Ravens linebacker Ray Lewis' Hall of Fame induction ceremony. Pees will be taking the trip once again this August when Ravens safety Ed Reed is inducted. Both players played for Pees in Baltimore.

"Coach Vrabel does a great job of giving coaches long weekends off during the offseason, along with several full weeks off during that same period," Pees said. "We have almost five weeks off in the summer. During the season, he is a head coach that doesn't watch the clock. It's get your work done and go home -- myself along with all the coaches truly appreciate that."

Navigating the season grind

MIKE VRABEL

Strangely, coaching in the NFL has afforded the Vrabels more time together than when he was a linebackers coach at Ohio State.

"Fridays are always our nights because we have a teenage son that doesn't want to hang out with Mom and Dad, so he goes to high school football games," Jen said. "It's fun. He's usually home earlier, and we grab dinner. When he coached in college, he really didn't have a night like that, so we cherish that night. It was the same when he played. Fridays were always the best. It became like a date night or family night."

But on other weekday nights during the season, Vrabel can get home from the facility as late as 11 p.m. He needs time to wind down before he can sleep -- that's when he has to fight poor eating habits. Vrabel shook his head at the thought of all the late-night snacks and leftover pizza he has put away.

Eating healthy in season can be tricky. Like most team employees, Vrabel mostly eats what is provided at the team facility. He loves the Buffalo chicken wraps.

"I've been hammering too many of those. They put them there, and every time you walk by, you're tempted to grab one," Vrabel said with a smile.

Despite the workaholic NFL culture, Mike Vrabel still manages to get away with his family, including his wife, Jen, and his sons Tyler, center, and Carter, right. Courtesy of Mike Vrabel

On weeks when the Titans have road games, Vrabel doesn't see his family much on Saturdays or Sundays. Vrabel and his wife primarily text each other to keep in contact. Back-to-back road games are the worst because there are times when the team returns to Nashville late at night so Vrabel might not see his family on consecutive weekends. Jen bought Mike an inflatable queen-sized mattress for the occasional nights when he has to crash at the office.

Sleeping at the facility is something Vrabel tries to avoid. But sometimes it's necessary to save time and get a jump on the next day.

Home games afford him a chance for more family time. Vrabel goes to the facility around 12:30 p.m. on Saturday but returns in time to chill with the family. "We like to sit around and watch college football," Jen said.

After a casual college football scouting session, Vrabel heads to the team hotel around 7 or 7:30 p.m. before a home game. The Sunday afternoon games allow him to get home earlier and see his family before going back to work Monday.

So what do the Vrabels do to get away from the grind? They planned an RV trip to Atlanta this summer. Vrabel laughed as he told the media that he did a good enough job on a similar trip last year to talk Jen into taking the journey again. Sitting behind the wheel on the four-hour trip gave him plenty of time to think. Although it's the offseason, the relentless pursuit of finding an edge over the opponent won't allow Vrabel to detach from football entirely, especially with training camp rapidly approaching.

"I think it all the time. You're always thinking about a play or a player throughout the course of your day or night or time off," Vrabel said.

###

TITANS HC MIKE VRABEL CALLS FOR "INCLUSION, DIVERSITY, EQUALITY, OPPORTUNITY"

**BY JIM WYATT
TENNESSEE TITANS
JUNE 2, 2020**

NASHVILLE – Mike Vrabel wasn't scheduled to be on a Zoom conference call with reporters on Tuesday.

But the Titans head coach jumped in ahead of his defensive assistants scheduled to speak so he could tackle a topic that's important to him and the players he coaches: social justice issues, and the need for unity in our society.

Vrabel admitted that he did not see the issue as clearly as he needed, and he challenged leaders everywhere to do better.

Vrabel said he's had a number of conversations with Titans controlling owner Amy Adams Strunk and General Manager Jon Robinson in recent days in the wake of George Floyd's death in Minneapolis, and the protests that have followed across the country, including in Nashville.

And he's also had numerous talks with his players.

Mike Vrabel: Important to Respect Each Other to Make Positive Change

"There's just some things I would like to say: First, I'd like to first acknowledge my own personal privilege, one that is real," Vrabel said. "And I'd like to acknowledge a social blind spot that either I was unaware of or chose not to see. I've had the unbelievable opportunity to listen to our players the last two days in our team meetings. I listen to them with an open mind and hear and learn what they believe in and how they feel. Amy, Jon and myself have tried to put great people and great fathers and great husbands and great student-athletes onto our football team, and the majority of

those men are African-American with a much different experience and background than I'll ever know. And by listening and understanding those thoughts and feelings, and how they feel, has helped me recognize what is important, and what is important is we find ways to respect each others' feelings, that we respect each others' beliefs, that we respect each others' efforts to make positive change in our community where we work, the communities where we live and the communities where we grew up."

Vrabel also talked about his upbringing, and about the definition of leadership, while also addressing the role race relations play in a sports locker room.

"Being an only child of a basketball coach, playing for the Ohio State Buckeyes, Pittsburgh Steelers, and New England Patriots and Kansas City Chiefs afforded me a great luxury of seeing how successful locker rooms are built and managed," Vrabel said. "They're built and managed on fair competition, love, loyalty, accountability, teamwork. What they're not built on is race, creed, color or money."

"I would say that in closing, leaders are prepared, leaders take decisive action and inspire a group of people towards a common goal. That common goal is inclusion, diversity, equality, opportunity. So, on behalf of the Tennessee Titans – our owner, our general manager, the head football coach, our staff – we want to support and will continue to help lead our players as we work towards that common goal."

###

TITANS BEING MOLDED IN MIKE VRABEL'S IMAGE

BY TERRY MCCORMICK
TITAN INSIDER
AUGUST 31, 2020

One of the underplayed reasons the Tennessee Titans might have an edge in this football season being played through a pandemic and being clouded by social unrest is the man leading the charge for them.

In Mike Vrabel's very first game as the Titans head coach, he was forced to navigate the team through two lightning delays that caused the game to last about eight hours. The Titans didn't win that day in Miami, but it showed signs that a rookie head coach in his first game could handle stressful situations.

Through two-plus years now, Vrabel has weathered a quarterback change and his fair share of play calls and decisions – some that worked and some that didn't and were called into question.

Adapting to change

Now as he prepares the Titans for a season that had no off-season and now is being further complicated by sports becoming intertwined with politics and social issues, it appears that Vrabel might just be the right man to navigate those choppy waters.

His coaches and players certainly seem to think so. Consider how he had their back and regrouped last Thursday when players decided not to practice and he turned the day into one of discussing issues that face both the players and the nation.

"Each day that we come in here we try not to be on a script. We have a schedule, and sometimes we reserve the right to change it just like we did today, and you go in a different direction," Vrabel said Thursday of the cancelled workout.

That decision did not seem to surprise anyone associated with the Titans that knows Vrabel as a man.

"He's extremely smart. I've been around a lot of coaches over my career and Mike is very thoughtful. He doesn't do anything or make any decisions without thinking about it," defensive line coach Terrell Williams said. "That's the thing I appreciate about him, compared to some of the other guys I've worked with in the past. He's extremely thoughtful. He cares about our players. He cares about all of us and our families. I don't think there's anybody more equipped to handle this unique situation that we're in right now."

Williams recounted a personal matter he went through this summer where Vrabel had his back.

"He's thoughtful. I went through a situation this summer, a personal situation, and he cares about me like he's part of my family, and I think that's what everybody needs right now in these different times," Williams said.

Tough love

That said, don't get the impression that Vrabel is a touchy-feely guy in any way. He cares about his players and coaches, but also fits that neatly within the framework of what helps the team win - always.

"As far as handling our football team, I think he's perfect for this football team. His coaching style is he's direct," Williams said. "If he has something to say to you as a coach or to you as a player, he isn't going to dance around. He's going to tell you what he needs to say and keep rolling on."

Quarterbacks coach Pat O'Hara said Vrabel's passion for both people and football permeates throughout the Titans' locker room.

"I think he's passionate about people, and he's passionate about this football team. There's nothing more important to him than this team other than his family. He's a

tremendous leader, one of the best I've been around," O'Hara said. "Players respect him because he's done it. He holds everyone accountable. He encourages players to hold their teammates accountable. He's all about the team. He kind of reflects the outcomes that he wants to get. He wants guys to play hard - that love football. He played hard and he loves football. Guys that play here kind of share that same philosophy."

For the boys

For Vrabel, he said it is about sacrificing yourself for the team and making the team part of your family.

"I think one great theme of being a great teammate is that you care more about the people next to you than you do yourself, because you always are going to have to, somehow, put someone else's well-being before your own," Vrabel said.

Part of the Vrabel way is centered on what is best for the team, and knowing that the team comes first.

"I love Coach Vrabel. Me and him are very close. Some of the things he preaches, some of his core values, things he talks about at practice – just the values we have in football. He treats his players like brothers, he treats his staff – it's just a family feel," safety Kenny Vaccaro said. "He preaches to us all the time, 'There's no white, black, purple, green.' We're all in this together. I just wish everybody could experience the locker room. (Mike) Vrabel, he's a reflection of our leadership and our team. When you think of the Tennessee Titans, you think of Mike Vrabel and everything he believes in."

Veteran coach Jim Haslett, who once coached Vrabel as a player and now works for him, has been impressed since coming aboard this year.

"He's a guy that loves football. He's very knowledgeable in all aspects of the game. He loves coaching. He loves being around the players,"

MIKE VRABEL

Haslett said. “He’ll coach everybody and anybody. You can tell he loves football, and that’s the kind of players he wants – guys that love football and want to be around and work hard.”

Whether it is counseling players through difficult times or grabbing the blocking pad to help an outside linebacker with his pass rush technique, Vrabel’s approach is to be involved.

“From my perspective, Mike Vrabel is a hands-on head coach who is very detail oriented and is involved in all three aspects of the game. He wants to impress the same competitiveness on every single play, every single drive, every single game that he had when he played and put that into our team and make it the blueprint,” safety coach Scott Booker said.

And that blueprint starts with the pipeline between Vrabel and his players.

“For Mike, it’s about the players,” O’Hara said. “He believes that the players come first.”

###

TITANS' VRABEL DETERMINED TO KEEP SUICIDE-PREVENTION MESSAGE GOING: 'PEOPLE ARE THERE FOR YOU'

**BY MIKE JONES
USA TODAY
SEPTEMBER 30, 2020**

Mike Vrabel couldn't let the call for help go unanswered. Not this one.

Like countless others, the request for assistance reached the inbox of the Tennessee Titans head coach. But this message from the Jason Foundation -- a Tennessee-based mission dedicated to preventing youth suicide -- grabbed Vrabel, and the coach concluded that he had to act.

Since 2000, the Titans had donated proceeds from their specialized license plate program to the Jason Foundation and nine other Nashville-area charities. But when broached about lending his voice to the cause, Vrabel eagerly obliged, determined to help fight the "Silent Epidemic."

Throughout September (which is Suicide Prevention and Awareness Month), he lent time and resources to the Jason Foundation. He also has done a series of public service announcements as part of the organization's educational programs geared toward equipping young people, educators and parents with tools and resources to help identify and assist at-risk youth.

Tennessee Titans head coach Mike Vrabel wants to keep the message of suicide prevention going all year round.

But as September draws to a close, Vrabel doesn't want the message to fade into obscurity. Although the Suicide Prevention and Awareness Month campaigns may end, the coach intends to remain vocal about preventing suicide.

"It's something that's critically important, not only to the suicide prevention, but the mental health and well-being of our adolescents,"

Vrabel told USA TODAY Sports in an interview last Friday. "I've got a 20-year-old son and an 18-year-old son, and obviously, the environment they are growing up in is different than the environment that I grew up in with the social media and the make-believe that's portrayed on those avenues.

"So, I really want to spread awareness and try to help prevent what is the second-leading cause of death in people 10 to 24 years old."

The mission is important to Vrabel, not only because he's the father to young men but also because of two painful experiences within his football family.

In 2012, Hall of Fame linebacker and New England Patriots teammate Junior Seau took his own life.

Vrabel still remembers the day he learned of Seau's death. Then an assistant coach at Ohio State, Vrabel was on a recruiting trip in Indianapolis.

Vrabel recalled, "It was a pretty traumatic experience for all of us. ... He was a great teammate and I was lucky to have spent time with him."

Then, in the June 2019, one of the Titans' equipment assistants, George Cheng, died by suicide, shaking members of the organization.

When the Titans players returned to the area for training camp roughly a month later, Vrabel, who attended the 28-year-old Cheng's funeral, began talking with his players about the importance of communication and accountability as tools to help prevent suicide. A year later, the partnership with the Jason Foundation has strengthened Vrabel's resolve and message to his players, the team's fans and his sons.

"The one thing that the Jason Foundation has tried to educate parents and teachers about: what the warning signs could be. If you're not sure, you have to make sure. Or, you're telling someone else,

'I'm not sure about so-and-so.' It's not unlike a player that may have had on the field with a head injury. You tell someone, 'Hey, I'm not sure, but he's not seeming like himself.'"

As Vrabel points out, simple check-ins with loved ones can wind up making a difference. So, whether with his children, former teammates or Titans players, he makes a point of keeping those lines of communication open, while also maintaining transparency.

"It's about providing a safe space for them to talk," Vrabel said, discussing talks with his sons. "I think it's important to share my own personal feelings and fears. Again, I've learned through my own communication and therapy that when you're in the river, one side is anxiety and one side is depression and you're trying to steer clear of those. You're trying to steer clear of worrying about the past and trying not to worry about what could happen wrong in the future. You're trying to focus on the present."

The coach understands the mental anguish that isolation and loneliness can create. And that's part of the reason why immediately after his playing days, he got into coaching, believing that maintaining an active life would help guard against depression. He encourages healthy habits, but more than anything, he hopes to convey the message that it's always okay and important to reach out to others for help.

"Suicide is not the answer to a bad day or a bad week, and if you feel hopeless or sad, there's someone willing to help you, to listen, to talk to you," Vrabel urges. "Whether it's a coach, a teacher, your parents or an aunt, uncle or a friend, you have to understand that there are always people that will be there for you no matter how bad you feel."

ARTHUR SMITH

FROM QUALITY CONTROL TO OC IN THE NFL, ARTHUR SMITH WORKS HIS WAY UP

**BY DON WADE
DAILY MEMPHIAN
FEBRUARY 10, 2019**

Almost two decades earlier, Arthur Smith had been a football-crazy teenager hanging around the one-year wonder that was the Memphis Mad Dogs, a Canadian Football League team owned by his father, Frederick W. Smith, and coached by Pepper Rodgers.

Now it was Oct. 19, 2014, and the Tennessee Titans were playing in Washington at FedEx Field. Arthur Smith was on the Titans' sideline as assistant tight ends coach. His father, the founder, chairman and chief executive of FedEx, had come to the game with Rodgers, a former Redskins executive, and still a great friend who back in their Mad Dogs days used to play tennis with Fred at his East Memphis home.

"I went down on the field with Fred and I was as proud of Arthur as I would be one of my own," said Rodgers, now 87. "His dad wields a lot of power, but none of it has had anything to do with Arthur's football career. Arthur has worked and earned his way."

Most recently, Arthur Smith has worked his way into the title of Titans offensive coordinator. He succeeds Matt LaFleur, who left to become head coach of the Green Bay Packers. Smith, 36, will be the fifth play-caller in as many seasons for quarterback Marcus Mariota.

Smith's climb with the Titans started in 2011 when he was a defensive quality control coach. It was a rung-by-rung ascent. The next season he worked in offensive quality control and then in 2013 he coached the offensive line and was also a tight ends assistant coach. He focused just on coaching tight ends in 2014-15 and was officially promoted to the lead post for that

position group for the 2016-18 seasons.

Smith, in an interview with The Daily Memphian, called the quality control positions "entry level jobs in the NFL," adding, "when you're a grad assistant in college, it's almost like you're a gopher. My number one job was to break down film and run scout team. And then as time goes on, you get more responsibilities."

He comes to the OC position having never been a play-caller. Which might be cause for some nervousness among the Titans fan base. But if Smith has any fear, doubt, uncertainty – whatever you want to say – it doesn't show.

"You've got to start somewhere," he said.

Loving the game, learning from the game

After graduating Yale University in 1966, Fred Smith served as an officer in the U.S. Marine Corps until 1970. The mindset never entirely left him.

Arthur says his dad was always a huge football fan, adding, "He didn't make us play, but he believed the discipline and life lessons in football made you tougher."

Just 36 years old, Arthur Smith will be one of the youngest OCs in the NFL. Titans head coach Mike Vrabel believes promoting Smith will help the Titans maintain an offensive cohesiveness. (Courtesy of Tennessee Titans)

In 1995, the lone year of the Memphis Mad Dogs' existence, Arthur was around the team a lot, around Rodgers enough that today he still calls him a "big influence."

Steve Ehrhart, who was general manager of the Mad Dogs and now serves as executive director of the AutoZone Liberty Bowl, remembers seeing Arthur working with younger brother Cannon, who would go on to play quarterback and safety at the University of Memphis.

"Arthur just has this wonderful way of guiding and leading," Ehrhart said. "I can remember thinking, 'He's going to be a coach.'"

Rodgers called young Arthur a "football aficionado" and older brother Richard Smith, who is an executive with FedEx, said the signs of Arthur's future success were evident early.

"He's got a tremendous work ethic. He has since he was a little kid," Richard said. "He's going to be another really bright, talented young coach moving up into those NFL play-calling ranks, which we saw most recently with Sean McVay of the Rams (who is 33). My brother's 36, so he enters that group of young play-callers.

"He's innovative, he's smart, he's strategic, he's hard-working, he's a player's coach. I'm thrilled, and not just because he's my brother."

Titans believe he's right fit at right time

Arthur Smith jumped into coaching after playing offensive line at North Carolina. One year as a grad assistant for the Tar Heels, then two years working defensive quality control for the Redskins, a stint at Ole Miss as defensive intern and administrative assistant, and on to the Titans in 2011.

Hired by head coach Mike Munchak, Smith stayed on under Ken Whisenhunt, and again when Whisenhunt was fired and then tight-ends coach Mike Mularkey was promoted to head coach. Mike Vrabel just finished his first season as head coach and it was his call to entrust the offense to Smith.

The modern NFL is first and foremost a quarterback's league, so the new OC had to be someone Vrabel believed would click with Mariota. Smith and the Titans' young QB, a player some believe still has real star potential, already have a good relationship.

ARTHUR SMITH

“It’s what’s best for Marcus and for a lot of guys,” Vrabel told reporters covering last month’s Senior Bowl. “The foundation (of the offense) is going to be the same. There’s going to be some things that we want to do differently.”

Vrabel envisions a smooth transition in part because terminology won’t change. But there is work to do. The Titans went 9-7 last season, just missing the playoffs, and ranked 25th in total offense – 7th in rushing and 29th in passing.

Running back Derrick Henry ran for 1,059 yards and 12 touchdowns and he recently gave his personal thumbs-up to the Smith promotion.

“He has that physical mindset, which I love,” Henry said.

Smith, likewise, sees Henry as a 6-foot-3, 247-pound asset.

“He’s a home run hitter,” Smith said. “Derrick Henry’s going to be a big part of the offense.”

Opportunity earned, not guaranteed

So, Arthur Smith is getting his big chance. Call plays in the NFL at a time when nothing is off the table. If you can imagine it, you can try it, and maybe score with it.

For most of the season, the Rams and Kansas City Chiefs, fueled by league MVP quarterback Patrick Mahomes, made the numbers on stadium scoreboards dance. But as the season wore on, balance was somewhat restored.

“Kansas City and Los Angeles played wide open,” Smith said. “Early in the season, it felt like you were watching the Big 12. But as season gets later, you get a couple of injuries, and people dive so deep into film, they get an idea what you’re doing.”

The New England Patriots dived deep enough to beat the Rams 13-3 in the Super Bowl.

“You’ve got two weeks and arguably the greatest coach in Bill Belichick,” said Smith.

He may be a rookie play-caller, but Smith is under no illusions. A flashy offense that does not contribute to the bottom line might create some buzz, but won’t do anything for the greater mission or the longevity of the offensive coordinator.

“If you can look aesthetically pleasing, people like that in the short-term,” he said. “But at the end of the day, we have to win games, and it will always come down to that.”

To be sure, the NFL is not in the habit of handing out favors.

It’s something that Pepper Rodgers, who coached at Kansas, UCLA and Georgia Tech, and in the USFL with the Memphis Showboats before his time with the Mad Dogs and as a Redskins executive, knows well.

“They don’t give you stuff in coaching because your dad is a special man,” Rodgers said. “It doesn’t work that way.”

“Arthur’s gotten everything on his own and he wouldn’t want it any other way. Neither would Fred.”

###

ARTHUR SMITH

'I JUST WANT TO BE JUDGED BY THE JOB I DO': TITANS OC ARTHUR SMITH OPENS UP ABOUT HIS FEDEX FAMILY, ROAD TO THE NEW ROLE

**BY TRAVIS HANEY
THE ATHLETIC
JUNE 10, 2019**

After just a few minutes of chatting, Arthur Smith wants to make something clear: The new Tennessee Titans offensive coordinator does not want a story written about him.

He wants to be helpful to reporters in doing their jobs — and he understands the coordinator role comes with added responsibilities — but, no, this is not something he'd choose to do of his own volition.

"I hope you guys (media) never take offense to it," Smith said last month, sitting at a conference table inside his office at Saint Thomas Sports Park. "Some of these coaches, there's a story about them every day or a rumor about them going here or doing this. I cringe when I see some of that. I don't think it comes off well for some people.

"Like, I just want to do a really good job and be judged by the job that I do."

Smith started with the Titans in 2011 as a defensive quality control assistant — an intern position, essentially. He survived three coaching changes to eventually find himself a year ago on Mike Vrabel's staff. Vrabel retained him as the team's tight ends coach.

When Matt LaFleur left the offensive coordinator position in early January to become Green Bay's head coach, Vrabel felt confident in promoting Smith to the play-calling role.

Smith, 37, has expressed interest in one day becoming an NFL head coach. But that doesn't mean he's comfortable with the corresponding

spotlight that even a coordinator receives.

"Some of these guys, it's comical," Smith said. "They're so worried about their brand or whatever. They're so worried about trying to be a head coach that they're bad at the job they're hired to do. I could give a crap about that."

And that, in essence, defines the center of Smith's ethos. It's one he says he's adopted from his father, FedEx founder and CEO Fred Smith.

On a recent podcast with Titans left tackle Taylor Lewan, Arthur Smith said his dad — whose net worth was estimated in 2017 at \$5.4 billion — has worn the same style of plain, gray suit for decades. He said Fred Smith drives a Ford Explorer.

That's the same relatively modest vehicle that tight end Delanie Walker believes Arthur Smith drives. Smith has worked with Walker and Tennessee's tight ends in some capacity since 2013 — which was also the year Walker arrived.

"I was thrown off a little bit," Walker said of the first time he heard about the link between his coach and FedEx. "I was shocked that he was working as an assistant coach. I was like, 'Yo, you're lying. Have you seen that dude?' He drives a Ford Explorer — an old one, too.

"He doesn't talk about that. He doesn't seem concerned about that. He says, 'Oh, that ain't my money. That's my pop's money.' To see what he's done and the hard work he's put in, you can't even tell. You wouldn't have any idea."

Added Titans GM Jon Robinson: "That's Arthur. He could probably very easily be sipping a mai tai in Maui right now. But he loves ball. He coaches his tail off. I'm proud he's on this staff, really proud he's on this staff."

Fairly regularly, Walker will retweet an account called "Billionaire Mindset" that shares a

somewhat canned, straight-talk version of entrepreneurial wisdom.

Billionaire Mindset

@IntThings

Truth is debit card

Pay first enjoy later.

Lie is a credit card

Enjoy first and pay later #Deep

Well, his longtime position coach and now coordinator, in fact, has a "billionaire mindset." Or at least he's been privy to it. It's an irony that makes Walker laugh when he's asked about it.

"That's real talk right there," Walker said, continuing to laugh.

But you learn, at least in Smith's case, that deflecting from the family's fame and money is how he has gotten where he is. That's the true "billionaire mindset" for the Smith family.

He'd rather be an anonymous Smith. He'd rather work.

Hal Hunter was Smith's offensive line coach the majority of his time at the University of North Carolina.

"Of all the guys I've coached, he is in the top five in terms of competitiveness and toughness," said Hunter, now the offensive line coach for the New York Giants. "And that includes guys I've coached in the NFL, All-Pro-level players. He practiced and played at such a high tempo. He played nasty. When he got on the field, it was a totally different level from him."

After a year as a grad assistant at UNC and then a couple of seasons with the Redskins, Smith came with Washington assistant Jerry Gray to Nashville. Dave McGinnis was Tennessee's defensive line coach when Smith joined the staff in 2011.

"He's the most egoless dude I've ever been around. In this business? That doesn't happen," said

ARTHUR SMITH

McGinnis, now the Titans Radio Network analyst. “There was no job that was too menial or time-consuming that he wouldn’t take on. Everything that he was ever asked to do, when I was here with him — he was to the nuts-and-bolts good. To the nth degree, he would do it.”

Smith’s father and family probably would have offered similar sentiments and anecdotes, but they proved reluctant to talk for the story because they didn’t want the focus to be taken away from Arthur’s accomplishments.

Months of requests through FedEx to speak with Fred Smith, or even just have questions answered via email, went unfulfilled. Each time, the FedEx PR team was polite and prompt with its replies. There were continued promises to help. It became clear, however, that the head man didn’t want to distract from his son’s story, even though Arthur is this way because of Fred and the rest of the Smiths.

Humility runs in the family, it seems.

“I’ve never been impressed with myself. That’s just the way I was raised,” Arthur Smith told me just after his introductory news conference in January. “There’s a lot of preconceived notions about a lot of people. I guess I’m thankful to my parents that they instilled some good lessons in me.”

In a 45-minute conversation in May, Smith provided a great deal of insight into his path to football and this new role with the Titans.

(Some of the responses have been edited for brevity and clarity.)

I’m sure that this has happened quite a bit in your life, especially as an adult and working around an NFL team, but is it a compliment to you when people say, ‘Oh, I would have never known ...’ when it comes to your family and the FedEx business?

Yeah, I take it as a compliment. It’s just how we were raised. We didn’t

know any differently. I remember one time I agreed to do one of these stories. Maybe it was the Durham paper or Raleigh paper. The guy wrote the story “just one of the guys.” I mean, what did he think? That I was going to get dropped off wearing an ascot?

That’s just how we were raised. My mom’s from a big Catholic family. My dad’s essentially an only child and he was an old Marine. He didn’t want us growing up to be any of that. Whatever visions people have, they stereotype you. That’s why I’ve always been affected by that. I don’t put labels on people, either. For me, it’s never “you’re from here or you did this, so you must be this kind of guy.” I’ve always been very anti that.

I think that’s always helped me here (with the Titans) because I don’t judge guys who come in from different walks of life. You prove who you are first instead of saying, “Oh, I know exactly who that guy is.” Some people look at a résumé and think, “Oh, I know exactly what that guy is like.” You could be so far from it.

But, yeah, I take it as a compliment now. I didn’t know any different, you know? It’s more of a credit to my parents than it is me.

What was it like to be part of such a big family? (Smith is one of 10 children; he’s the fourth-youngest of the 10). Does that apply at all to a life in coaching?

Awesome. I feel like I know tons of people in Memphis because we were always the house where, for better or worse, everybody would come over. My mom would always get everybody food or entertain everyone. It was like a clubhouse. I was always around a ton of people. It was like living in chaos. It was awesome. Maybe that’s why this job, it doesn’t bother me when there’s a lot of things going on.

You’ve landed in coaching. I know your sister works in Hollywood. Were you all encouraged to take whatever path you wanted and not

necessarily enter into business — or the family business?

He always encouraged us to go after your goals and find something you love to do. Maybe then you wouldn’t have to feel like it’s work.

Is it fair to say you’ve been driven by the idea of carving your own path, independent of your dad or your family’s success?

That’s why I like this profession. Hopefully, you ultimately get judged on what you do. You’re keeping score. That’s probably why I’ve always been attracted to athletics. It doesn’t matter where you’re from because you’re going to keep score.

Some people have it harder than others; don’t get me wrong. Maybe you’re from a small town or you played eight-man or seven-man football, and it was hard to get recruited. At the end of the day, when that game starts, it doesn’t matter where you’re from. They’re going to keep score and you’re going to be judged. I want that.

It definitely has motivated me quite a bit. I don’t want to say it’s proving people wrong, but you’re proving yourself through the competition of it. “Here I am. Let’s go. You give me your best shot, and I’ll give you mine.”

How did you start on a path toward sports and coaching?

Well, I fell into sports because it was probably something that gave me an identity. I started playing (football) when I was 9. We didn’t have it at the school; I was at a small Catholic school in Memphis. I wound up playing out in the county league. The county league in Memphis — it’s still going on, the Shelby Youth Sports.

You want to talk about an eclectic group. It was every walk of life in Memphis, playing in this county league. Looking back on it, there were some real beauties of coaches there. Out in the country, you’ve got everything. I made some awesome

ARTHUR SMITH

friends playing football. I became obsessed with it. When you're little, you try to find something you're good at. That's what I found. I just kind of stuck with it from there.

I believe you had a couple of brothers who played football? And your dad played, too, right? So it had kind of been thematic for the family?

Absolutely. He didn't have a dad growing up. His dad passed when he was 4, so he didn't have a dad. My grandmother remarried, but his high school coach had a huge impact on him. He thought it was a great game. He didn't push us toward it, but he definitely encouraged us if we wanted to play. It had such an impact on him.

When I spoke to Hal Hunter, your college offensive line coach, he talked about you dealing with a serious foot injury at UNC. He said you were almost forced to quit football. What happened?

I was determined I wasn't going to let it stop me. Going into my redshirt freshman year, I'd had a good camp. I was all fired up. Because of injuries, I wound up starting Week 1, and we got our butts kicked by Miami of Ohio. It was Ben Roethlisberger. We took a lot of heat for that (loss), because no one knew who he was at the time.

We came back the next week and played Syracuse. I get to make the start. I'm so geeked up that I jump offside on the first play of the game. It was a national TV game, an ESPN game, in the Carrier Dome. I mean, I was so geeked up. I remember some of the older guys in warmups telling me to calm down.

I may have given up a quarterback hit early, too. I finally settled down. We were rotating in, and I just didn't play very well. Come back, and I got pneumonia the next day. I don't know how. I missed a couple of practices. I came back too early and then something happened with my foot in practice. They tape me up, do an X-ray and say it's a mid-foot sprain. They tape it up.

During warmups — and I can't remember who we were playing, maybe Georgia Tech — Hal looks at me. I couldn't stop on my foot. I'd been practicing and was trying to play. He said, "You don't look right. I can't put you in the game." I had no power in my foot.

That doesn't sound like a sprained foot.

I went and got an MRI, finally, and realized I had a stress fracture in my foot. In hindsight, I should have had the surgery done right there. I didn't. I was a young guy and thought it'd just be 6-8 weeks and a boot. But it didn't heal. I came back from winter workouts. It didn't feel right. Did another MRI. The stress fracture had grown. They do the surgery there at (UNC). ... It was a pretty big surgery, but it just didn't feel right when I came back.

I'm sure that was frustrating. Were you close to quitting football at that point?

I mean, I'm sure they kicked around whether I was going to have to take a medical hardship.

The doctors felt like I was done at Carolina, but I finally went down to Robert Anderson in Charlotte. I'd gone to all these other doctors. Then Anderson comes in there, all calm, and says, "Oh, we'll fix you. You'll be fine." I thought, "OK, well, this is the first guy who's said that."

He just told me the screws were pressing down and causing inflammation. He fixes it. Six weeks later, I'm good to go. Never had a problem with it since.

Are there still screws in your foot?

Oh, yeah. I got it checked out two years ago. It's never bothered me since.

Sounds like battling through that ate up a lot of your time at UNC?

It was my sophomore year, and then I missed all of 2003. It was a long process to come back. By the time I

did come back, they'd recruited a class and this and that. You go back to the bottom of the depth chart. They were probably skeptical, that I wouldn't be back.

That probably changed my perspective more than anything; it changed my perspective on the entire game. It had all been taken away from me, and I felt like I had a new chance at this thing. All that stuck in my mind was that Syracuse game. It kept eating at me and eating at me. I played like shit. I thought, 'Man, if I never play again, that would be an awful way to go out.' That motivated me for all those years, to come back.

Thankfully, Hal and those coaches didn't give up on me; a lot of coaches would have. They would have been like, "Hey, see you later" and take your scholarship and send you on down the road. You see that a ton in college football.

Was it gratifying to come back and go out the way that you did?

Very. Absolutely. I give Hal Hunter and John Bunting — I'm glad they stuck with me. I came back in that '04 season. I broke my hand and was just like, "No, you've got to tape this up." If it wasn't a wheel, I was going to play. I just kept going and kept going and worked my way back in there.

(Smith started a few games his final season with the Tar Heels. Hunter on Smith's return: "He was so respected by the locker room. They knew what he'd done, the effort he'd made to get healthy and play. I honestly think they were more excited to see him play than anything about themselves. They were so happy he got to play.")

Hunter told me that he remembered the Monday after your last game, he walked in his office and your dad was sitting there. He said he wanted to thank him for how he coached you, not treating you any differently.

He told me that story, too. I'm not sure. My dad always tried to stay

ARTHUR SMITH

away from any of the athletics, just because he didn't want to be the overbearing sports dad or whatever. He didn't want to do that.

Did you immediately want to get into coaching after graduation?

I was finishing up at the University of North Carolina. I wasn't really sure what I wanted to do. I almost took an internship in Hong Kong. I called a place there, trying to figure it out.

I knew I wasn't going to play in the pros. I'd talked to my head coach, John Bunting, about coaching. We'd had those conversations. He called me in February (2006) and said, "What are you doing?" I told him I had this job lined up, these interviews lined up, blah, blah, blah. He told me they had a spot in one of the GA roles. They'd had someone leave.

I took that job and I was so fired up. I was like, "Holy hell, here I am." I was getting a chance to do it. And then it was a miserable year. I think we got fired with like four games to go.

(Smith said he was working with the offensive line for coordinator Frank Cignetti, who now, coincidentally, is LaFleur's quarterbacks coach in Green Bay.)

I think UNC had won a bidding war with Ole Miss for Frank Cignetti, who was at Fresno. So, Frank comes across the country and he implements a new offense. This was his West Coast version. He was good buddies with Mike McCarthy. We ended up going through spring ball. They'd run a bunch of two-back stuff at Fresno, lead and power or bob or whatever they were calling it at the time.

He decided we were going to go full Alex Gibbs, because that's what they were doing in Green Bay. We changed after spring ball, to all this outside zone stuff. It was an ugly transition. We weren't very good. We lost the opener and it just didn't go well. We got blown out on Thursday night against Virginia and

fired with like four games to go. It was just miserable, behind the scenes.

So that was your introduction to coaching, huh?

Yeah, I was like, "If this is coaching, this sucks." (Cignetti) was an early-morning guy and the head coach was a late-night guy. You're just trying to find your way. After that, I was like, "If this is coaching, I don't wanna do this." It was just bad.

Did you think that about just college coaching? Or any coaching?

Oh, any coaching. I thought, "If this is what the profession is, this is terrible."

It definitely can be. What did you do next?

So, I was able to go to Washington as a scouting intern, doing all the scouting stuff. I loved it. I thought it was the best job in the world. You go pick up guys from the airport. You go to the combine. You're a runner, doing the (draft) board and all that stuff. I thought it was awesome.

I went in there on Memorial Day (2007), and (Washington coach) Joe Gibbs says he wants to go talk to me. I'm thinking, "All right, he's going to give me the 'nice job with the draft,' blah, blah. I was leaving to go to Charlotte for the weekend and he tells me that he had to make a change on the defensive staff.

He said, "You know how to break games down?" I told him I did. "All right, we'll teach you the defensive stuff. Our linebackers coach, Kirk Olivadotti, he's done the job a long time. He'll help you out breaking the games down and running the scout team."

(Olivadotti is also on LaFleur's Green Bay staff now.)

I swear to you, I wanted to say no so bad. But I was looking at Joe Gibbs and just said, "Yes, sir." I walked out of there and thought, "What did I just commit myself to?"

Hard guy to say no to.

The whole summer, I was sweating bullets. I was breaking games down and trying to learn all that stuff. That staff was awesome. (Defensive coordinator) Gregg Williams was awesome to work for. Jerry Gray was on that staff ... Greg Blache, Steve Jackson, Kirk Olivadotti.

It was just such a different experience, a 180 from that experience in North Carolina. I thought then, "If this is what coaching is, then this is what I want to do."

What were the other kinds of jobs you considered before the UNC GA job?

I had kicked around ideas, just like anyone when you're done with college. I thought it'd be cool to go to Hong Kong. It was going to be an internship in the financial sector. I said, "All right, do I want to get into investment banking?" I thought that'd be pretty cool. I used a connection there.

The more I thought about it, it wasn't really what I wanted to do. I had that conversation with John Bunting, it was about February; it'd been about two months (since the season). I came back kind of quick.

But I'd kicked around a thousand ideas. I can't sit here and tell you I wanted to be this or that. I obviously ended up being a coach.

You mentioned to me after your introductory presser that you'd wanted to be a coach since you were a kid, since you were like 9 or 10. So that was always there for you, in your mind?

It was always there. I just thought since I'd just finished playing that maybe I'd do something different for a different life experience. I knew at some point I wanted to get back into coaching; it just happened quicker than I expected.

So you then almost gave up on coaching after the UNC experience?

ARTHUR SMITH

Oh, yeah. I just thought scouting might have been better. I thought it may have a little bit more stability than coaching.

Yeah, right. On that subject, you started on Mike Munchak's Titans staff, then Ken Whisenhunt's, then Mike Mularkey's and now Vrabel's. What's the secret to hanging on through coaching changes?

I mean, a lot of it's luck. It's the jobs you're in. If you're a quarterback coach or a coordinator, usually those guys don't get held over. If you're (quality control guy) or an assistant (position coach), you've got a much better shot.

Last year, when Vrabel took over, I'd been in the tight end role. I felt like I had a shot. Certain spots, you almost know those guys don't have a shot. Before that, I'd been in the QC role. Sometimes, (a new head coach) might have a guy. But sometimes if you're under contract, honestly, in the big picture, it's as simple as, "This guy's pretty competent, does a good job, keeps his head down. Do we really want to fire this guy and pay him his money and bring someone else in for 'this' amount of dollars?" I'm not sure that's what happened, but that helps guys a lot, too.

Still, it's unique to be able to climb to the OC role in the same organization and despite those changes.

I've been really fortunate. It's wild how it's worked out, when you step back and take a look at it. When I took this job in 2011, you always kind of look at it, like, "OK, awesome. Get a shot to be back in the NFL. Nashville's great," all that stuff. In your mind, though, you don't think you're going to be here that long. You hope you do a good job and someone gets a job somewhere and can move up, or whatever your goals are.

Stuff kept happening. Some of it was out of my control, when you have a transition. The difference from college, you can't leave if

you're under contract unless they fire you or give you permission. That's worked in my favor, too.

That worked in my favor during the Whiz transition. I wasn't sure what was going to happen. He kind of put us in limbo. We had a conversation, me and a guy named John Gannon, who's now the secondary coach in Indy. Both of us were in those spots. We'd shared an office and he told us, 'Hey, we may keep you. You've got a chance.'

He didn't fire us that first day. We come back from Senior Bowl. John's contract was up and he had a chance to go to Minnesota. So he weighed both. He kind of wanted to stay, but it was a better deal and so he was able to go to Minnesota. I was under contract. Whiz was like, 'Hey, we're going to hold on to you.' But I couldn't have gone if I wanted to. So it's just worked out in my favor.

The word we've heard often with this staff, and particularly with the decision to promote you, is continuity. What do you think the value of that is, especially this time of the year in the spring and summer months? An outside hire would be installing a new offense right now.

It wasn't just blowing smoke. When we come in here and go through the installs, they're very familiar with how we call formations. What mattered to me was what the players knew. Most of these guys knew this, so (this spring) when we came in here we could focus on how to get better running these individual things.

We didn't go through all this stuff where you decide what you're calling a route, like a hook or a curl. For us, it was, "Here's what we're calling it; it's what we called it last year." It's sped up their improvement cycle. The whole four weeks isn't guys breaking the huddle and wondering the language.

Is there continuity value, too, in knowing this specific franchise? (Smith estimates he's one of 10 to

12 football employees who have been with the Titans since 2011.)

Since I've been here, I've seen a lot of change in the franchise. But there's a lot of familiarity. In talking to Matt (LaFleur), that was a tough job for Matt to take. I only say that because, when you're putting in a brand-new offense and you don't know the building; you're trying to move your family; you're trying to learn everybody's name in the building.

And every building is run differently between the personnel and the coaches. That's 32 different ways, the power dynamics from one building to the next. Then you're trying to get a feel for what these guys can do. At least I've been here. I've been with Delanie going on seven years ... Marcus (Mariota), since he's gotten here. It just makes the transition a lot easier. This job would be a lot harder if I had to move to a new city and I didn't know the team. There's no doubt about that.

I imagine a lot of this time (in early spring, before OTAs and mini-camp) is spent envisioning what you want this offense to look like and be. Do you feel like there's a higher ceiling than what we saw a year ago, when the offense was ranked in the 20s in most categories?

We have high standards, but if you start worrying too much about stats and the rankings — it's like listening to criticism. Some criticism you need. You need constructive criticism. But if you start playing to always appease everybody or you're playing for (statistical) rankings, that may not be the best way to play team football.

Last year was unusual. We had a lot of random things happen, going back to the Miami game. To Matt's credit, we go and win those next two games — we knew we were going to sacrifice some numbers. We went into those games knowing there was only one way we could win those. Obviously, we called the fake punt against Houston. We made a couple

ARTHUR SMITH

of plays on that fourth-quarter drive and made it as ugly as possible. We called 43 runs.

Are you a numbers guy, generally?

There's some good analytics out there. Don't get me wrong. The way the NFL's covered and loud, minority voices grow on Twitter, and you see, "Well, he went run-run." Well, that was the plan. That's what we had to do those two weeks.

We couldn't throw the football, for different reasons. Blaine (Gabbert) gets knocked out of the Jacksonville game, Marcus comes in there and he can't throw the ball down the field. So you're going to have to call the run. It wasn't because we disregarded some obvious tendencies. Yeah, pretty much everybody in the stadium knew we were going to run most of the time in Jacksonville.

(The Titans won 9-6 in Week 3 to get to 2-1 despite a rash of injuries.)

That game was ugly as hell. It wasn't aesthetically pleasing to the fans, but we did what we had to do, which ultimately set us up at the end of the year. The ones you want to have back are like the Buffalo game, where we turned it over a couple of times on the road. Missed some huge opportunities in that game. That game, to me, is, for sure, we deserve all the criticism in the world for that one.

To defend Matt a little bit, those two games (Houston and Jacksonville) can skew some of the end-of-year statistics. As the year went on, we had a run on injuries — we had tight end after tight end having to play. I don't think we — rarely did we ever go into the game with the same starting lineup at O-line. Blaine came in a decent number of times to finish games, started a couple. So, it was a very interesting year.

I say that in defense to Matt. You're right. I've seen some of the stuff; we were ranked in the high 20s. Now we've got this personnel and we should be a lot better.

The whole focus, what it boils down to, is whether we can get better as an offense. We'll see where those numbers are by the end of the year, but ultimately what matters is whether we can win enough games to win the division and get in the playoffs.

I remember Vrabel saying that you all had a conversation when he got here and you expressed your career goals to him. What do you remember about that meeting?

I remember it very well. I was down in Mobile at the Senior Bowl. (Special teams coach) Craig Aukerman and I drove down there to go interview with him. He asked me that question. I just answered him as honestly as possible.

He said, "What are your goals?" I told him I hoped to one day be a head coach. But I told him, "To get there, I've got to be a really good tight end coach and a really good offensive coach and play-caller." But long-term, being a head coach, that would be the goal.

Having said that, and I still feel the same way, I've got to do a damn good job at this job. I could give a crap about all the other stuff that comes along with it.

###

TITANS TIGHT ENDS COACH TODD DOWNING HELPING FIGHT FOR EQUALITY AS HIS TIGHT ENDS FIGHT FOR TOUCHDOWNS

**BY JIM WYATT
TENNESSEE TITANS
SEPTEMBER 22, 2020**

NASHVILLE – Titans tight ends coach Todd Downing spends his time making his players better to help the team.

With their success, he wants to help make the world a better place in the process.

Downing, who joined the Titans in 2019 after 18 years of previous NFL coaching experience, started an initiative to raise money for 'The 100 Black Men of Middle Tennessee, Inc.', a non-profit organization providing resources to further the academic and social development of black male students in Nashville and surrounding Middle Tennessee.

With each touchdown by a Titans tight end this season, his family is donating \$1,000 to help with the pursuit of equality.

The campaign is off to a good start.

"That really came out of some of the great conversations that I've been fortunate enough to have with my players in the tight end room, which have been steered by coach (Mike) Vrabel and (OC Arthur) Smith, just creating an environment where we can have an open dialogue and talk with one another," Downing said on Tuesday. "It was important to us to do something together, to show unity, to be able celebrate our on-the-field performance by incorporating a cause that we knew would help with some of the issues that our society has going on today."

Downing credits his wife, Julie, for doing a lot of research to find a non-profit organization that met the criteria on a checklist important to his players.

"The 100" strives to help black males in areas such as literacy, academic achievement, self-esteem and positive lifestyle choices.

Downing's mission is to "nurture and enhance the growth, development and opportunities" for young black males by pledging a donation for every touchdown by a Titans tight end this season.

"Our family wanted to kick it off by saying: 'We stand with you, and we support you,'" Downing said. "If those issue are important to you, they are important to us. A bunch of people have jumped behind it and it is off and running at a pretty good clip."

It's running at a pretty good clip, alright.

In two games, Titans tight ends have already score four touchdowns, led by three from tight end Jonnu Smith, with two coming in the team's win over the Jaguars. Tight end MyCole Pruitt also scored a touchdown in the opener at Denver. Tight end Anthony Firkser hasn't scored yet, but he has six catches for 50 yards in two games.

"I think I may have to revisit my son's college fund at this point," Downing said with a smile. "But we are appreciative to have everybody join in... I hope (the tight ends) score 100 touchdowns.

"We are excited to be a part of it, and I think it is a great initiative and we are fortunate to be in a place where we can support what is important to my players."

###

KHARI BLASINGAME

BLASINGAME EAGER FOR OPPORTUNITY TO 'PLAY ON SUNDAY'

**BY DAVID BOCLAIR
SI.COM
NOVEMBER 21, 2019**

NASHVILLE – Khari Blasingame knows the difference.

The newest member of the Tennessee Titans, claimed off Minnesota's practice squad last week, has been in an NFL training camp. He has played in preseason games. He even has been in an NFL locker room and involved in daily meetings and practices during the regular season.

The undrafted rookie running back out of Vanderbilt has not, however, played in a regular season game. That could change Sunday when the Titans host the Jacksonville Jaguars in the first game following their bye.

"That's big," Blasingame said. "Preseason is different than regular season. There's a lot more on the regular season. And that's everybody's dream to play on Sunday. So. I'm really excited."

When the 6-foot, 233-pounder spent time with position coach Tony Dews last week, he did more than just familiarize himself with the playbook. He said they looked ahead to the game against the Jaguars and what Blasingame might be able to do to help.

"We got some stuff in – some gameplan stuff," Blasingame said. "I'm really just trying to learn as fast as I can to see where I can get in."

As the Titans' third running back, he is an option at tailback or at fullback and offers the potential to contribute on special teams. David Fluellen, Rod Smith and Dalyn Dawkins all have filled that role at times this season. Dawkins is the only one who has touched the ball (he has two carries for two yards) and Smith is the only one of the three who has recorded a special teams tackle (he has one).

Fluellen is now on injured reserve and Smith was waived last week, a day before Tennessee signed Blasingame. Dawkins is on the practice squad.

"It's a guy that we scouted and looked at coming out of Vanderbilt," coach Mike Vrabel said. Things didn't work out the first time around (after) the draft, so we continued to monitor him, look, and try to see where he could help us. So, excited to get him some work.

"He'll play fullback. He'll play tailback. He'll play on special teams. We'll kind of see what role he carves out for himself."

The Vikings had one of the NFL's best rushing offenses led by Dalvin Cook, one of three NFL running backs who already have topped 1,000 yards rushing. He signed with them following the draft and spent the entire offseason and preseason with them. They added him to their practice squad at the start of the regular season and there he had stayed until the Titans called and offered the opportunity to be on the active roster.

With Tennessee, he joins a team that is 15 in the league in rushing offense and has two established veterans in Derrick Henry, the primary ball carrier, and Dion Lewis, a change-of-pace back who figures prominently in the passing game.

"Of course, I want to contribute on special teams. That'll be huge," Blasingame said. "And then on the offense, just finding a role, finding a lane where they need me. Fullback, tailback – whatever I can do – pass protection. I'd love to get in and do some things to help the team."

"... Minnesota, they invested a lot and helped develop me. I really had a good relationship with those coaches up there. At the end of the day, it's a great opportunity back down in Nashville with a good team fighting for a playoff spot. So, I had to come and try to get active."

BREON BORDERS

AFTER GETTING CUT BY SEVEN NFL TEAMS, BREON BORDERS MAKING IMPACT FOR TITANS | ESTES

**BY GENTRY ESTES
THE TENNESSEAN
NOVEMBER 24, 2020**

Titans cornerback Breon Borders doesn't mind sharing his story.

What he went through growing up, he's actually grateful for it now. It helps explain how he got to where he is, and how he broke a depressing cycle in his family and hometown. It's a story of tough lessons met by a tougher mentality.

A short memory, staying confident and positive, not feeling sorry for himself — these things have been useful for an undrafted NFL fringe player who's been cut by seven teams in about three years.

"I feel like I'm ready for anything that comes in my life," he said.

And Borders is hopeful that his eighth team is the charm. Because in his fourth NFL season, he's finally getting a real shot.

He went from joining the Titans' practice squad in Week 3 to the COVID-19 list to, not long after that, his largest role as a pro. With Adoree' Jackson injured and Johnathan Joseph released, the 25-year-old Borders has started at cornerback opposite Malcolm Butler the past three games.

"Hopefully, this will be the team for him right here," said Yvonne Bennett, Borders' grandmother.

The Titans have needed Borders. They've heaved him into the fire, too, quickly promoting him ahead of some more experienced defensive backs.

On a team that keeps demonstrating resiliency, Borders has fit in.

"I wish Breon could verbalize to young men today that think they

want to play pro football what he's had to go through from team to team, but there's a reason he keeps turning up," said David Cutcliffe, Borders' head coach at Duke University.

"... He went through a lot of tough times growing up. God is good is what I think when I hear about Breon doing so well."

'She was my world'

Borders is from Statesville, North Carolina, a town of fewer than 30,000 about a 45-minute drive north of Charlotte.

Former NFL linebacker Vinson Smith was from Statesville, but Borders grew up idolizing wide receiver Randy Moss. From a young age, Borders would point to pictures and tell his family that's what he was going to do one day.

Those aspirations didn't change over the years, even as much around Borders did.

"My immediate family went to prison for drugs when I was 7," he said. "That kind of devastated me. ... It was like a drug chain. My family was just real heavy into drugs. When one person went down, everybody went down."

From birth until almost 7, Borders was raised by Bennett. Her daughter — Borders' mother — was young. He wasn't around his father much, he said.

Three short paragraphs in the Charlotte Observer in 2002 described the event that upended Borders' childhood. A cocaine conspiracy case in Statesville, the Observer reported, resulted in prison sentences for four family members, Bennett included.

"She was my world," Borders said of his grandmother. "She was my everything. When she left, I feel like she left kind of suddenly. It didn't really hit me the first or second day. But the third day, I had to go live with my aunt. It was hard, but she instilled my core values in me that I

still hold on to today. And, I'm grateful for that."

Borders credits Sandra Reid, his great aunt and Bennett's sister, for keeping him on the right track. Bennett returned when he was 14, and Borders went back to live with her. During that stretch, Borders was separated from his brother — who lived in another home — and most of his family.

"Even though it's a messed-up situation, I feel like that situation prepared me for life," Borders said. "For seven years, I didn't see my mom, dad, my grandma, my brother. From 7 to 14, it was a huge lesson that I had to overcome. When I did, I felt like I could get past anything."

Reid had kids of her own, and she was disciplined. She told him he'd better be on the porch when the streetlights came on.

When Borders' grades slipped in middle school, Reid benched him for a football season, she said.

"I know that he missed his grandma," Reid said. "I know that, because we talked about that. And he did. But still, he was OK, because we were all a part of his life."

Years later, he did so well in the classroom that he ended up being able to attend Duke. Clearly, football skills didn't suffer, either.

"The actual work isn't easy," he said, "but to make the decision to work and do what I need to do, I mean, it was easy. I'm trying to honor the sacrifice that my grandma made for me."

Borders' NFL success is a growing source of pride in Statesville. It has long been a source of pride for Bennett and Reid, on and off the field.

"Even without the football," Bennett said, "just the fact he went to Duke."

Rising to the occasion

BREON BORDERS

As a freshman in 2013, Borders played in all 14 games for Cutcliffe's Blue Devils.

In the ACC Championship Game that season against eventual national champ Florida State, Borders intercepted Jameis Winston twice.

"He just could rise to the occasion," Cutcliffe said, "and I believe that's what he's continued to do in his professional career. If you give him a shot — a legitimate shot — he's going to rise to the occasion. And he's always got a smile on his face. He's great in a locker room. He's just good people."

Borders started every game for the next two seasons. As a junior, he played the most snaps on Duke's team and led the Blue Devils in interceptions for the third year in a row.

His senior season was going ever better until he was sidelined late in the year by a staph infection. He ended up losing about 30 pounds, "and I'm already not the biggest guy," said Borders, who is listed by the Titans as 6-foot, 189 pounds.

That ordeal likely impacted his draft stock. The Raiders signed Borders in 2017 after he wasn't selected. He ended up making their practice squad, beginning an NFL odyssey from Raiders to Bills to Texans to Jaguars to the Washington Football Team to Steelers to Dolphins and now the Titans.

"Every time one team lets him go," Bennett said, "it just really breaks my heart because I know he loves football so much. He'll say, 'Well, another team will pick me up. Don't worry about it.'"

"I'm trying to look at it in a positive way," Borders said. "I'm visiting all these different cities, meeting all these different people, learning from all these different coaches. Of course, I want to be grounded somewhere, but I'm grateful to continually get picked up. I'm doing something right if I'm getting picked up over and over again."

Though Borders was signed to the Titans' practice squad in Week 3, he said he didn't actually get into the team's building until about four weeks later. He had to quarantine for COVID-19 initially because of contact tracing. Then as the team fought an outbreak, he learned he'd caught COVID-19 himself.

"I had a slight headache for maybe a day or two, but it wasn't bad at all," said Borders. The worst part might have been having to spend weeks quarantining in a hotel in a new city, all the while logging into virtual meetings and trying to learn the Titans' defense.

When the time came to play, though, he was ready.

"He's come in here and he's learned the defense," Titans secondary coach Anthony Midget said. "He's met extra with us to pick up the scheme. Every opportunity he's gotten, he's taken advantage of it. That's why he's out there playing for us now."

Back home, Titans fans are being created quickly. Among them are Borders' two young children — 3-year-old son Breon Jr. and 1-year-old daughter Ashley — who are still in Statesville.

"They're young," he said, "but I have to figure out how to teach them those same lessons and values that I was taught, but not with the same experiences."

He misses them, and he's hoping that if his time on the Titans becomes more permanent that they can move to Nashville.

If that happens, Borders' story will become more well-known — and an inspiration to those who run across it.

"I'm unbelievably proud," Cutcliffe said. "He is proof (of) what we all need to think about right now when we want to complain about 2020. ... The more I learned about what he had to overcome in his youth I just became a fan. It is a valuable lesson

that through difficult times the opportunity to grow is there."

###

AARON BREWER

UNHERALDED ROOKIE LINEMAN AARON BREWER STEPS UP FOR TITANS IN FIRST NFL START

**BY JIM WYATT
TENNESSEE TITANS
NOVEMBER 23, 2020**

BALTIMORE – Titans rookie Aaron Brewer had prepared as a starter all week, but as the hours ticked down to Sunday's game against the Ravens, he got emotional.

Brewer, an undrafted rookie from Texas State, was about to make his first NFL start.

"There were actually a lot of emotions (before the game)," Brewer said. "(I thought) of how far I'd come, and where I came from, and just how many people don't make it. After everything I'd been through, I went out there with my guys, and being able to fill that spot for Rodger Saffold and come out with the dub, it was amazing. A whole bunch of emotions came."

With Saffold ruled out, and center Ben Jones questionable for the game with a knee injury, the Titans knew they'd have to do some shuffling. Jones ended up starting, and Brewer ended up starting at left guard. The Titans had to make even more adjustments in-game, as David Quessenberry ended up replacing Ty Sambrailo at left tackle after he was injured during the game. Jamil Douglas had to step in at center when Jones left briefly.

Brewer played all 70 snaps at left guard on a day when the Titans ran for 173 yards, including 133 by running back Derrick Henry. Quarterback Ryan Tannehill was sacked twice in the contest.

"You know, I can tell you without watching the film that he competed his tail off," Titans coach Mike Vrabel said of Brewer, who played sparingly in five games earlier in the season, working on special teams. "He competed because I know that,

that is why he was in there. I thought he earned the right to be out there. We wanted to take a look at him. Jamil [Douglas] is a guy that we have a lot of confidence in. We just didn't know where Ben [Jones] was going to be in his efforts. There are so many guys that are battling through, that I would hate to start sitting here and naming them by name. There are a lot of guys who are playing far less than 100%. I am so proud to coach them and watch them compete. But [Aaron] Brewer, I thought he earned the right. He loves football, he competes. He is tough, and I knew he was going to fight in there for me."

Rated as a two-star recruit by Rivals coming out of Skyline (Texas) High School, the 6-foot-1-inch, 274-pound Brewer appeared in 48 games with 47 consecutive starts over four seasons (2016-19) at Texas State.

He was pumped to celebrate on the field as Henry raced into the end zone for his 29-yard touchdown run in the team's 30-24 overtime win.

"That got me excited, all riled up," Brewer said with a smile. "I am happy as hell for him, and glad the o-line could open things up, with the o-line, receivers, tight ends and running backs, everybody just opened it up for him to get it done."

###

**TITANS WR A.J. BROWN
ON HIS NEW HOME IN
TENNESSEE, AND HIS NFL
ASPIRATIONS**

***THE ROOKIE RECEIVER
FROM OLE MISS,
SELECTED IN THE
SECOND-ROUND OF THE
NFL DRAFT, IS ADJUSTING
WELL IN HIS FIRST
SEASON***

***(AS TOLD TO BY JIM
WYATT
TITANS ONLINE)
NOVEMBER 18, 2019***

NASHVILLE – My new home in Tennessee really does feel like home.

Even before I was drafted by the Titans, I came to town on a pre-draft visit. I talked to coaches and other people with the team, and I got a good feel from them right out of the gate. From the start, I felt like this could be the place for me, even though I didn't know a whole lot about the Titans. I knew about Steve McNair since he's from Mississippi, but for the most part I didn't know a whole bunch about the team before then. Still, it just felt right.

So when the Titans ended up picking me, I was really happy because my new home was not far from where I grew up in Starkville, Mississippi, and where I played college ball at Ole Miss. And I knew from the start it was a blessing because my family would get to come watch me play.

Making things even better? My older sister, Reva, lives in Nashville, so that was huge for me. She's 28, several years older than me, so it was nice to have her here to help me get settled in. Really, that was huge for me. When you go to a new place, you want to be around your family and she would cook me home-cooked meals, and she just made me feel like I wasn't alone.

I was 21-years-old when I got drafted and going off to live on your

own is an adjustment, different from college. Having my sister here helped, but I think me just being the way I am helped too. I am a homebody. Most 21-year-olds when they get drafted are probably in the streets, running around. But that's not who I am, and it will never be who I am. My dad, Arthur, he doesn't have to worry about me getting in trouble.

A.J. Brown with his father, Arthur, and sister, Reva (center photo) who lived in Nashville prior to the Titans selecting Brown in the 2nd Round of the 2019 NFL Draft.

A.J. Brown with his father, Arthur, and sister, Reva (center photo) who lived in Nashville prior to the Titans selecting Brown in the 2nd Round of the 2019 NFL Draft.

I am all about football. I love the game, and I want to be great. I'm always working at it. When I take a break from the game, I like to watch movies, play video games. I am really good at shooting pool, so that's what I do when I have free time. It takes me away from the world and helps me get away. Sometimes I play some music and I shoot pool for hours.

But really, football is my life. I get really bored in the offseason. I mean really bored. Because you can work out all day, and work out a million times, but there is nothing like being in season and playing ball and doing what you love.

I was so excited to get started with the Titans. When I got drafted, I wanted to show what I was made of. I had a lot of expectations coming in, and I wanted to establish myself in training camp. Unfortunately, I couldn't because I suffered an injury, so I had to sit down and wait, and be patient. I knew when I came back I'd have to put myself in a position to be ready, so I got the mental part of the game down, and I leaned on my teammates.

My veteran teammates, they helped me out a lot. I wouldn't be where I am today without those guys. They

helped me out with the plays and everything, kind of like big brothers.

When I finally got healthy and more comfortable, I started to feel like myself and I started playing ball and it was good to make some plays and good to start helping the team.

Ten games into my first NFL season, I think it's gone OK as far as my expectations go. Of course, there are some plays I would like to have back, but I feel like I've gotten better and the second half of the season I want to take it to another level.

A.J. Brown celebrates one of two TDs with teammates during the Titans-Falcons Week 4 game in Atlanta.

Along the way I feel like I've also grown up a lot, too, and I've seen the NFL is a serious business. All of us as players, we support one another and are in this together and we want to win. I've already seen players come and go, and I've seen changes.

Take quarterback Marcus Mariota, for instance. I've only been around him six months and I've grown to respect that guy so much. When we played the Broncos in Denver back in October and he was replaced in the lineup, I admit that was very hard for me. I got really emotional during the game, in fact. I think that's why I got a pass interference penalty called on me, because I was so frustrated. I ended up throwing the guy from the Broncos to the ground and I got a penalty. I admit, I was crying during the play. And after the game, I was still emotional because me spending time with Marcus and really getting to know him, he became a brother to me. To see something like that happen to a great person, it was tough to deal with. I always tell him he's such a pro in the way he handles himself, and I want to be like that myself.

But I understand why decisions have to be made, and as a team and as a player you have to do your job and focus on yourself and how you can do better. I have so much respect for Ryan Tannehill, too, and how he

plays the game and he's done great. And I am going to do everything I can to be the best player I can be to help him, and to help the team.

I know I'm still just a rookie, and I know right now I am laying the groundwork for my career and I want to keep getting better and better. This is just the beginning.

I want my teammates to see me work, and I want them to know how important football is to me. I feel like I can be the best receiver in this league, I really do, and that's what I am striving for – to be the very best. And I really believe I can get there.

I mentioned my home earlier, and I know being where I am today, I have a great opportunity in the NFL. I mentioned my dad earlier, too, and he's the one who instilled in me to work hard at a young age. He's retired now, but he worked for the electric company and I remember his work ethic. He was a good athlete growing up. His sport was baseball, and he was really good at it. And he always pushed me to be the best I can be. I still remember him telling me at a very young age: If you are not trying to be the best, then you need to find something else to do. So I have to give my dad credit for giving me that competitive edge and pushing me, and now it is up to me.

I want to be successful in Tennessee. I want to prove the Titans made a smart move by picking me. I am trying to retire here. I know it is going to take a lot of work to reach my goals and to have the success I want to have, but without a doubt I am willing to work to make it happen. I am just getting started.

###

**TITANS ROOKIE A.J.
BROWN HAS ADMIRER IN
FELLOW MISSISSIPPIAN
JERRY RICE**

**BY TURRON DAVENPORT
ESPN.COM**

DECEMBER 8, 2019

(Editor's note: This story originally published on May 13, 2019.)

NASHVILLE, Tenn. -- When Mississippi native A.J. Brown flew to the Bay Area before the draft, he didn't just meet with San Francisco 49ers brass -- he got to meet a Hall of Famer who grew up not far from Brown's hometown of Starkville.

Jerry Rice, the wide receiver who redefined the position as a perennial MVP candidate in the 1980s and '90s, is from Crawford, Mississippi. That's just a 30-minute drive from Starkville, where Brown -- the wide receiver the Tennessee Titans selected at No. 51 in the second round -- was a high school star.

Rookie WR A.J. Brown took advantage of a predraft trip to the Bay Area to meet Hall of Famer Jerry Rice. Courtesy of A.J. Brown

Brown often mentions current pro receivers such as Julio Jones as players he modeled his game after, but he has no hesitation pointing out that Rice is the greatest of all time.

"I watched Jerry Rice. I go on YouTube and watch his routes. Even though he played back then, he still offers things that I can put in my toolbox," Brown said after the Titans' second rookie minicamp practice. "We're from the same area, Oktibbeha County. We connected. That's the GOAT. My people got in touch with him, and he was down from there."

Rice took Brown on the infamous horse trail at Edgewood Park and Natural Preserve in Redwood City. The trail is known as one of Rice's primary training grounds.

"When I got drafted by San Francisco, I thought about

Mississippi," Rice said during the run via a video on NFL.com. "I said if I have success in the NFL, that will open the door for so many other guys. Look at your opportunity right now. You're getting ready to live your dream."

In the video, Rice emphasized the endurance benefits he reaped from running the hill, crediting it for his ability to excel in the fourth quarter and function at his best despite being tired during his career.

If getting to work out with the greatest wide receiver ever wasn't enough, Brown even got the opportunity to wear Rice's Hall of Fame ring and his three Super Bowl rings.

Rice is proud to see another wideout make it to the NFL from the 662 area code.

"He's from my hometown and represents it the way I did," Rice said of Brown. "This kid has an amazing work ethic. I am so glad I got to spend time with him and can't wait to watch him do work," Rice said on Instagram after running the hill with Brown.

###

**BROWN REDEFINES
WHAT'S POSSIBLE FOR
TITANS ROOKIE
RECEIVERS**

**BY DAVID BOCLAIR
SI.COM
DECEMBER 9, 2019**

With one catch, A.J. Brown raised two standards for Tennessee Titans rookie wide receivers.

The second-round pick out of Ole Miss became the most productive first-year receiver of the Titans era (1999-present) in terms of yards and touchdowns when he went 91 yards for a score in the second quarter Sunday against the Oakland Raiders.

With that one play, he blew past Kenny Britt, who had 701 receiving yards in his rookie season, and broke a tie with Kendall Wright, Dorial Green-Beckham, Justin Hunter and Tyrone Calico, all of who had four touchdown catches in their first NFL campaigns. It was a play-action pass on first down, and Brown caught the ball right at midfield, broke one tackle, outran another defender to the end zone and gave the Titans their first lead en route to a 42-21 victory.

“It was a play we talked about this week and then made an adjustment late in the week,” quarterback Ryan Tannehill said of what also was the longest completion of his career. “To go out and execute it and have A.J. not only catch it but to finish it off was huge.”

With three games still to play this season, Brown has 39 catches for 779 yards and six touchdowns after he caught five passes for 153 yards and two touchdowns against the Raiders. It was his third 100-yard receiving effort of the season and his second in the last three weeks.

“A.J. has shown time and time again that he’s dangerous with the ball in his hands,” Tannehill said. “He’s big, strong and physical. ... He’s come up big for us several times this

season and that doesn’t need to stop anytime soon. I love seeing it.”

A rundown of the top Tennessee Titans rookie wide receivers, based on receiving yards in their rookie seasons:

Player | Drafted

Year | Yards | Receptions | TDs

A.J. Brown | Second round

2019 | 779 | 39 | 6

Kenny Britt | First round

2009 | 701 | 42 | 3

Kendall Wright | First round

2012 | 626 | 64 | 4

Dorial Green-Beckham | Second round

2015 | 549 | 32 | 4

Tajaé Sharpe | Fifth round

2016 | 522 | 41 | 2

Corey Davis | First round

2017 | 375 | 34 | 0

Brandon Jones | Third round

2005 | 299 | 23 | 2

Roydell Williams | Fourth round

2005 | 299 | 21 | 2

Courtney Roby | Third round

2005 | 289 | 21 | 1

By halftime, which ended in a 21-21 tie, Brown had four receptions for 141 yards and two touchdowns. He added one in the second half.

The long touchdown catch, though, was all he need to separate him from his current teammates on this day. It was all he needed to lead the team in receiving yards for the third straight game and the sixth time this season. Nine other Titans players caught at least one pass at Oakland but none

finished with more than 47 receiving yards.

“He’s got great play strength,” coach Mike Vrabel said. “He plays strong through the catch. Ryan gave him a great ball he went up and got on the long one. ... There’s going to be contested catches in this league. There’s tight coverage. So, we’ll just keep working.”

###

A.J. BROWN

“WHY NOT ME?”: TITANS WR A.J. BROWN HAS FOUND WAYS TO MAKE HIMSELF EVEN BETTER IN 2020

**BY JIM WYATT
TENNESSEE TITANS
AUGUST 10, 2020**

NASHVILLE – A.J. Brown isn't about making preseason predictions.

The Titans receiver isn't about to sell himself short either.

When someone asks Brown if he can lead the NFL in receiving yards and touchdowns this fall, his answer is simple: "Why not me?"

"That's my approach with anything," Brown said. "Other guys do it, so, "Why not?"

Brown was a playmaker for the Titans in 2019, when he led all rookies with 1,051 receiving yards while also scoring eight touchdowns among his 52 catches.

Brown became the first rookie since Hall of Famer Randy Moss (1998) to have a minimum of 50 catches, 1,000 receiving yards and five touchdowns while averaging 17-plus yards per catch, plus four touchdown catches of 50-plus yards. He was the only NFL rookie since 1970 with 1,000-plus receiving yards and an average of 20-plus yards per reception, and he led the NFL with 605 receiving yards over his final six games of the regular season.

Brown said he's watched a lot of film on himself this offseason, and he's found ways to improve. He knows one challenge he'll face this year is everyone will be gunning for him.

"Julio Jones, Michael Thomas – everybody knows they're coming, but you still have to go out and play," Brown said of some of the NFL's best receivers. "That's my approach. Regardless of the film, whatever I did last year, nobody

cares about that. You still have to come out and play every week, and that is what I learned last year, week in and week out."

Brown has also worked this offseason to get into the best shape of his playing career.

While watching film this offseason, he noticed he looked fatigued in the fourth quarter of games during his rookie season, and thinks he perhaps gave some things away as a result because of poor technique and giving hints to DBs about his routes.

"(I have to) make sure my pad level is the same all the way through the whole route," Brown said. "Just not putting on your turn signal before you turn."

"I have to be able to go through the entire game and make my routes look the same," Brown added. "I have to be well-conditioned, and that's what we preach with the Titans. It's a key thing with Coach (Mike) Vrabel. ... Looking back at some film, I left some plays out there because I was a little tired. I want to be all-around complete."

Brown, who finished third in the NFL Offensive Rookie of the Year category a year ago, said he feels like a different player heading into training camp compared to last year, when he spent a good part of the offseason getting ready for the NFL Draft.

Earlier this offseason, Brown said part of his plan includes catching 1,000 footballs a day.

"I am definitely in a better place (physically), and I'm in a better shape mentally as well," Brown said. "Last year I was flying and going places, and I never could really sit still and put in the work."

"So I had time (this offseason) to get my feet up under me, and I really put in the work to get myself in the best shape possible coming into camp. It is only going to get tougher – we are going to Denver (in Week One), and the air is really thin up there."

During a video conference call on Monday, Brown said he's also following the best advice anyone has ever given him as a pro.

It came from future Hall of Fame quarterback Tom Brady during Titans-Patriots joint practices a year ago in Nashville.

"He told me: Work on the things you know you need improvement on, so you won't have no weakness," Brown recalled. "Everybody works hard, but everybody knows what their weakness is. Work on your weakness so you have no weakness."

###

TEAMS ALREADY KNEW ABOUT A.J. BROWN'S AFTER-THE-CATCH ABILITY. NOW THEY'RE LEARNING ABOUT HIS VERTICAL THREAT

**ERIK BACHARACH
THE TENNESSEAN
NOVEMBER 9, 2020**

By now, A.J. Brown is known to his opponents as a menace after the catch. The Bears saw it in the first quarter of Sunday's game, when the Titans wide receiver caught a pass that went for a 38-yard gain and included 26 yards after Brown broke a tackle.

But teams also are actively learning about Brown's ability as a vertical threat. In the Titans' 24-17 win over Chicago on Sunday, the Bears learned the hard way.

In the second quarter, Brown raced down the left sideline on a go route with Chicago's Buster Skrine draped all over him. Still, Brown beat the over-the-top safety and did just enough to fend off Skrine at the end of the route to secure a contested deep ball.

Ten yards later, Brown was extending the ball over the end zone's plane for a touchdown that gave Tennessee a 10-0 lead. The catch went for a 40-yard gain.

"It's at least got to be on film that you can take a guy over the top, then they got to worry about something else," Brown said when asked how important it is to show that he has downhill running ability. "They got to worry about the catch and run ability, so a couple of things added to the arsenal is not a bad thing."

Giving defenders more to think about can only help, said Brown, whom the Titans selected out of Ole Miss in the second round of the 2019 draft.

The second-year wide receiver explained that Chicago defensive backs had jumped the route on each of the first two short passes intended

for him, both of which fell incomplete.

"We had to let them know we will take them deep," Brown said. "We had to let them know so (Chicago defensive backs) could sort of back up a little bit and be a little more conservative."

So quarterback Ryan Tannehill dialed up on a deep ball for Brown on a third-and-9 on their second possession. Some miscommunication led to the ball sailing over Brown.

"We were just a little off for whatever reason," Tannehill said.

But with Bears defenders continuing to stick closely on Brown's case, he wouldn't be denied the second time Tannehill looked deep for him.

"He continues to take steps in the right direction," Tannehill said of his top target, "and we're just going to keep pushing him along that way."

Brown has earned an 86.6 grade from Pro Football Focus through the first nine weeks of the season, which is the top grade among second-year receivers. Philadelphia's Travis Fulgham and Seattle's D.K. Metcalf are right behind Brown.

And there's also this: Brown leads the NFL in 40-yard touchdowns over the past two seasons with seven. Kansas City's Mecole Hardman and Tyreek Hill are next on the list, each with six.

Brown had been doing most of his big-play damage with his after-the-catch ability. But with the tape of Sunday's deep ball, Brown is now giving teams more to think about as he emerges into one of the league's top receivers.

"My confidence is still growing," Brown said. "I like to tell myself I haven't done anything yet, never too high, never too low. I'm still working every day, always trying to improve something to my game. I'm

not where I want to be, but I feel like I'm getting there."

###

**A.J. BROWN STILL
LEARNING FROM OLE
MISS' CURRENT
SUPERSTAR**

**BY JOHN GLENNON
BROADWAY SPORTS
MEDIA
NOVEMBER 24, 2020**

One of the NFL's best young talents, Titans wide receiver A.J. Brown was asked recently which players he watched on a regular basis.

He shared two names, the first of which came as no surprise: Atlanta's Julio Jones, who's topped 1,000 receiving yards seven times, making the Pro Bowl each of those seasons.

The second? A little more eye-opening, considering he doesn't even play in the NFL – not yet, anyway.

But Brown and Elijah Moore have been enamored with one another ever since Brown hosted Moore's recruiting visit to Ole Miss more than three years ago.

In fact, on the first day Moore arrived on campus as a freshman, Brown told him to put on his cleats, his practice gear and "teach me everything you know." Weeks later, Brown, who was a junior, moved Moore out of his dorm room and into the extra room of Brown's apartment, realizing "he really has the same mindset that I have."

Though Brown has spent the last two years playing in the NFL, he and Moore have stayed as close as brothers, talking every day. It shows the strength of their relationship, first and foremost. But the close connection is also a sign of the respect Brown has for Moore, who is in the process of torching college football this season. He leads the NCAA in receiving yards per game (159.3), has topped 200 receiving yards three times in seven games, and needs just 12 catches to pass Brown's single-season school record of 85 receptions.

Those kinds of numbers come as little surprise to Brown, who puts Moore in great company.

"I watch a lot of football highlights or whatever, but I only really study two people – Julio Jones and Elijah Moore," Brown said. "They're the only two people I watch and steal as much as I can from."

Said Moore: "To be honest, I don't really pay too much attention to a lot of other people either, but I definitely watch A.J. and (Seattle's D.K. Metcalf) for sure. So yeah, that means everything to me, for him to say that. A.J. is my big bro', man."

"We became really, really close"

It wasn't so long ago that Brown himself was tearing up the college football scene at Ole Miss, putting together a career that would include 189 receptions and nearly 3,000 receiving yards from 2016-18. He met Moore during the summer of 2017 when the four-star recruit paid a visit to Ole Miss. Something clicked right away between the two, as they recognized similar traits in one another – most notably a determination to succeed.

"It was like I was talking to the same person – like I was looking in a mirror and talking to myself, just how he moves, how he thinks, how he goes about his days, his goals and stuff like that," Brown said. "So we hit it off really, really quick."

Added Moore: "We kind of became really, really close. He's a great dude. I don't really connect with most people. But he kind of reminded me of my brother. He's a quiet dude, and people that are quiet, you kind of value their opinion because they only talk at certain times."

In June of 2018, the 5-9, 185-pound Moore arrived at Ole Miss for good, ready for his first season in the SEC. But first things first. Brown knew that Moore, a Ft. Lauderdale, Fla., native had been working out with a very popular trainer in South Florida. So upon Moore's arrival on

campus, Brown – always eager to improve – told the young wide receiver to put on the practice cleats and teach him everything he'd learned from the trainer.

"I had taught myself everything I knew at that time," Brown said. "I'd never been able to go to that trainer in Florida. So I told (Moore) 'Teach me everything you know. Right now. Everything you know.'"

Recalled Moore: "It's funny because when I first came here, A.J. was killin' it at the time. You would think he would be one of those players that knows it all. So it really threw me for a loop when he said, 'I want to learn everything you know.' But he's that type of person. He's one guy that will never get comfortable."

"We believed in something nobody but us could see"

Brown was readying for his third and final season at Ole Miss at the time, so consumed in bettering his craft that he chose to live alone, wary of getting distracted by peers.

"At the time, I just felt like my mindset for my friends and stuff, it wasn't a match," Brown said. "I'd rather just be myself and just work hard, do what I do."

But as Brown continued to recognize the same kind of traits – single-mindedness, discipline – in Moore, the upperclassman asked the freshman to move into a spare room at his apartment. In no time at all, the two were motivating one another to get up for early training sessions, the hunger of one athlete matched by the other.

"I definitely told him, 'Move in,' because with two mindsets that think alike, we're going to cover some really strong stuff," Brown said. "So we were pushing each other, getting up early in the morning before (team workouts) even started. It was really insane, like we really believed in something that nobody but us could see."

A.J. BROWN

“He took me under his wing and we ran with it”

The hard work paid off for both that year, as Brown set Ole Miss single-season records for receptions (85) and receiving yards (1,320) while tying a school record with six 100-yard receiving games. Moore was a freshman playing behind both Brown and Metcalf, but still totaled 36 catches for 398 yards and a pair of touchdowns, thanks in part to his mentor’s help.

“He wasn’t on too high of a pedestal to learn something from me or to teach me something,” Moore said of Brown. “He just always lent an ear. He kind of took me under his wing and we just ran with it.”

The big numbers have continued to flow for both receivers over the last two seasons as well.

A second-round draft pick of the Titans in 2019, Brown wound up finishing third in the NFL’s Offensive Rookie of the Year last season after topping 1,000 receiving yards and snatching eight touchdown passes. With 36 catches and seven touchdowns in just eight games this year, he’s on pace to top his rookie marks in both those categories.

But how does one describe what Moore is doing on the collegiate level this season?

He’s caught at least 10 passes in six of the Rebels’ seven games, topped 200 yards against Florida, Vanderbilt and South Carolina, and leads the nation with 1,054 receiving yards – the most ever for an SEC receiver through seven contests. Ole Miss coach Lane Kiffin recently compared the speedy, explosive slot receiver to former NFL great Steve Smith, who spent 16 seasons in the league and caught more than 1,000 passes. Kiffin believes Moore’s explosiveness, stop-and-start ability and route running should make him a first-round draft pick.

“To be honest, I think Elijah could come up here right now and hold his

own in the NFL,” Brown said. “We trained in the offseason with some NFL guys, and he was holding his own against (Titans) guys like (Malcolm Butler), players like that.

“So I’m still watching everything he does. We’re always learning from each other, always trying to steal stuff from each other.”

”It’s more about life”

The information flow between Brown and Moore is rarely interrupted, as the two find a way to talk or text on a daily basis.

On some nights, Brown might offer football tips, advising Moore on route concepts and coverages, blocking angles or proper use of hands. More often than not, however, the chatter eventually shifts away from the football field.

“We’ll talk ball for a few minutes, but then we’ll put that all to the side,” Brown said. “I tell him, ‘Don’t worry about football,’ and he tells me the same. It’s more about life, dealing with real-life problems and just trying to help each other out.”

Moore enjoys it when the two speak about their faith, something he said Brown has helped make more of a priority for the little brother in the relationship.

“That’s one of the main things he talks about,” Moore said. “He’s always uplifting and he’s always positive. Something could be bad and he finds a way to still smile through it.

“That’s one of the things I admire most about him as a big brother. I look up to him as one of my idols.”

###

JAYON BROWN

PROUD “UNCLE”: FORMER NFL GREAT WILLIE MCGINEST PROUD OF JAYON BROWN'S SUCCESS WITH TITANS

**BY JIM WYATT
TITANS ONLINE
FEBRUARY 21, 2019**

NASHVILLE – Willie McGinest is able to say he knew Titans linebacker Jayon Brown way back when.

And because of it, he smiles when talking about Brown’s success.

“He has always had the mentality, and the work ethic, from youth football to high school, all the way up,” McGinest said of Brown. “He’s a guy who never gave up on himself. He always worked. He always walks around with a smile, but he will work his butt off. I’m really proud of Jayon.”

McGinest, an analyst with NFL Network, played from 1994-2005 with the Patriots before playing three more seasons with the Browns (2006-08). McGinest played in two Pro Bowls while in New England, and won three Super Bowls with the Patriots, where he was teammates with Titans coach Mike Vrabel. He’s in the New England Patriots Hall of Fame.

McGinest is also close with Brown, who just finished his second season with the Titans.

Brown said he wears No.55 because it’s the number McGinest wore during his playing days.

Like McGinest, Brown is from Long Beach, California, and he went to Long Beach Poly High School. McGinest has been close friends with Brown’s father, Jason, since they were youngsters.

“Willie has always been around my family growing up, so he’s pretty much my uncle,” Brown said. “He’s helped me out throughout my

career, and even today we’ll go over film.

“He gives me tips when I need them, when I ask for them. Even when I don’t ask for them, he’ll give them to me,” Brown continued, smiling. “He’s a guy who has tried to help me throughout my career, and he’s helped me a lot.”

Jim Wyatt



@jwyattsports
.@WillieMcGinest raves about
@Titans linebacker
@JayonBrown12.

Brown, a fifth round draft pick from UCLA in the 2017 NFL Draft, made a big leap for the Titans in 2018.

He was second on the team with 107 tackles, and he also racked up six sacks and 18 quarterback pressures. He was one of the team’s most consistent players.”

In the team’s finale against the Colts, Brown was a one-man wrecking crew, returning an interception for a touchdown before forcing another fumble – and recovering it – a little later.

“He can be really good,” McGinest said of Brown. “He is still learning the game. They ask him to do a lot – he’s a cover guy, he can play the run, he can cover a tight end and a back if you need him to. He never has to come off the field, so he is still growing, and he is still learning. I think the sky is the limit.”

Seeing Brown excel has been fun for McGinest to watch.

Watching how he’s done it makes him even prouder.

McGinest and Brown both made their comments from Super Bowl LIII earlier this month.

“A lot of people always identify players just because of the football side of it,” McGinest said. “But this kid has a great personality. He has a great outlook on life, he’s happy,

and he loves doing what he is doing. And he’ll grind - he’ll work. I think when you have special guys like that you know they are going to have a bright future, and I kind of knew that with him.

“He’s just a great kid, on and off the field.”

###

JAYON BROWN

LB JAYON BROWN MIGHT BE SMALL, BUT HE MORE THAN MEASURES UP FOR THE TITANS

BY JIM WYATT
TITANS ONLINE
MAY 3, 2019

NASHVILLE – Jayon Brown has made a name for himself in his first two seasons with the Titans, earning snaps and recognition along the way.

It's safe to say Brown is exceeding expectations for his work at linebacker, even if the first reaction he gets from most fans is about his size.

“When they do recognize me, the first thing I get is: ‘I thought you were bigger,’” Brown said with a smile while on the Titans Caravan this week. “They’ll say: ‘You’re kind of a slim guy.’ I’ll be like, ‘Yeah, I’m not the biggest. But I get the job done, though.’ Hey, I just laugh. I’ve been hearing that my whole life. It’s all good.”

Brown, who’s 6-foot, 226 pounds, has proven to be more than big enough in a league where small and speedy linebackers are becoming more and more common. In the NFL Draft, the Titans selected former West Virginia linebacker David Long, who’s 5-11, 227 pounds.

When Titans coach Mike Vrabel was asked about Long’s size, he brought up Brown, which is a good thing.

“The size of linebackers has really diminished over the past 10 years,” Vrabel said. “Most recently it is what is playing in college football. The more that offenses become spread out, the more that college defenses recruit athletic, quick, smaller (linebackers). We are very comfortable with where we are with Jayon Brown and his development as a linebacker. I would say that David would probably fit similar to Jayon’s size. As long as you give the guy, the player, enough tools in his tool box to play with his skillset and

then try to develop some other things around it, I think that is always something that we are trying to do.”

Jim Wyatt



@jwyattsports

.@JayonBrown12 makes a new friend on the @Titans Caravan.

Brown has more than held his own with the Titans. In 2018, he was second on the team with 107 tackles, and he also racked up six sacks and 18 quarterback pressures.

He was one of the team’s most consistent players.

In the team’s finale against the Colts, Brown was a one-man wrecking crew, returning an interception for a touchdown before forcing another fumble – and recovering it – a little later.

Brown played 979 snaps in 2018, including 850 on defense (81.3 %), while also playing 129 more on special teams. He earned nearly a half-million additional dollars in addition to his regular salary as part of the NFL’s performance-based pay program, which rewards players based on playing time and salary levels.

Brown didn't hate getting the bump in pay. He was also happy about his jump in play, although he’s not too interested in talk about exceeding expectations already.

Heck, he's just two years into his career.

“I am just getting started,” Brown said. “It has only been two years of film, so to be back in Nashville again and be able to go into my third year, some guys haven’t made it this far. It is a blessing and I just want to keep improving my game and keep on contributing and help us win. But to be able to be on the field and contribute as much as I do as a late-round guy, it’s nice I guess.”

A fifth-round pick in the 2017 NFL Draft out of UCLA, Brown spent the early part of the offseason in

California training with NFL players like Kenny Clark, Caleb Benenoch, Malik Jackson, Malcolm Smith, David Bakhtiari, and Lance Kendricks, in addition to Titans teammate Matt Dickerson, his former teammate at UCLA.

One of his missions is to improve his stamina, so he’ll be able to do even more.

“Just being able to just go hard and full speed every play when I am on the field,” Brown said. “It just gives me the ability to make more plays and keep longer focus.”

More than anything, Brown just wants to keep getting better.

He’s already looking forward to Year 3.

“I just want to keep getting better and improving on my skills and each and every weekend I want to help the defense,” he said. “I just want to keep doing me. Keep on doing what I do in this defense, and keep making plays and being a great teammate to my guys in the locker room.

“And hopefully we can keep winning games and this year get back in the playoffs.”

###

JAYON BROWN

NEW HAIRDO, BUT SAME MINDSET FOR TITANS LB JAYON BROWN: "I WANT TO BE THE BEST AT WHAT I DO"

BY JIM WYATT
TENNESSEE TITANS
AUGUST 12, 2020

NASHVILLE – Jayon Brown has a new hairdo, courtesy of a European vacation earlier this offseason.

But his mindset with the Titans is the same.

"I hold myself to high standards," said Brown, who dyed his hair blue during a stop in Amsterdam. "I want to be the best at what I do."

A fifth-round pick in the 2017 NFL Draft, Brown is coming off another productive season as inside linebacker with the Titans.

In 2019, Brown finished with 117 tackles, seven quarterback pressures, a sack, and an interception, along with four tackles for a loss. He also picked up a fumble and returned it 47 yards for a touchdown in a win at Oakland.

In 2018, Brown racked up 107 tackles with six sacks and an interception, which he returned for a touchdown against the Colts.

In three NFL seasons, Brown has 291 tackles with 8.5 sacks, 31 QB pressures, two interceptions, two forced fumbles and three fumble recoveries, along with 12 tackles for a loss.

Aside from his European vacation in the pre-COVID-19 days, Brown said he spent most of his offseason training in Nashville, "getting faster, stronger, and working on my conditioning."

"Every year when I enter a new year, I want to improve on everything I did good on, and things I didn't do so good on, every year I want to become a more complete player for myself," Brown said. "I want to improve on everything

across the board that I can improve on."

Brown, who began training camp on the team's Physically Unable to Perform list, is back on the active roster and working with his teammates.

And he's excited to be back on the field, preparing for the 2020 season.

"Any time when you step on the field with these guys, and the coaches, it just brings a normal feeling in here, and I just forget about everything that is going on in the outside world," Brown said. "It is a blessing to be able to play this game with my teammates and with these coaches, and to have football back."

As for the new hairstyle, Brown described the color as "turquoise at this point."

"It (started) off darker blue, and fades into this after a few washes," Brown said with a smile during a video conference call on Wednesday. "We'll see how long this lasts, but this is what it is right now."

###

TITANS CB MALCOLM BUTLER WENT FROM LONG SHOT TO BIG SHOT

BY JIM WYATT
TITANS ONLINE
MARCH 19, 2018

NASHVILLE, Tenn. – Back in 2014, Titans cornerback Malcolm Butler didn't watch the first half of the NFL Draft.

He turned on the television the last day, but he didn't have high expectations. Not after flying under the radar at Division II West Alabama, and a less-than-stellar pro day performance.

"I was not expecting to get drafted," Butler said. "I thought there was a chance I could go last round, but I didn't really expect it."

After seeing a big wave of undrafted free agents signed by NFL clubs, Butler was still without a job. Then came a phone call from the New England Patriots, inviting him to town for a workout.

It was his shot. Most considered it a long shot.

"It was like 2-3 days after the draft and they brought in 40 guys," Butler recalled. "And I was one of the two out of 40 to make it.

"I went up there ran my 40 hard, and had a good time. I competed out there in 1-on-1s hard. I did a lot of great things the first day I was there, and that's what really put me ahead of a lot of guys and got the most attention."

Butler proved he was worth taking a chance on. The Patriots signed him as an undrafted free agent after he earned the respect of coach Bill Belichick and those around him.

"I kept excelling as the weeks went by, and as camp was going on. I was never going to give up, and I wanted to prove myself," Butler said. "I was making plays on the ball, picking off Tom Brady and picking off (Jimmy) Garoppolo, talking trash and

competing on and off the field, in the classroom.

"I just needed an opportunity, and if I got that I wasn't coming back home."

The rest, as they say, is history. Butler made the team, and he played in 11 games as a rookie.

In his rookie season, he sealed New England's 28-24 Super Bowl XLIX win over Seattle in the closing seconds when he intercepted quarterback Russell Wilson's pass intended for Ricardo Lockette in the end zone. Butler undercut a slant route, picked off the pass and then managed to get to the two-yard line. It was his first career interception.

Butler started 47 of 48 for the Patriots over the past three seasons. He's recorded eight interceptions in his NFL career. He played 98 percent of the defensive snaps in the regular season in 2017, when he recorded 60 tackles and two interceptions.

Now, he's ready to help the Titans, who signed him in the first week of free agency.

"It just seems like it all went so fast," Butler said. "It seems like I was just in New England on a tryout yesterday, and it all goes so fast. I've worked so hard for this. It's been a long journey, but anything that is worth having doesn't come easy. You are going to have ups and downs."

In Tennessee, the 5-foot-11, 190-pounder will join veteran cornerback Logan Ryan, his former teammate in New England, and promising second-year cornerback Adoree' Jackson in a secondary that also includes Pro Bowl safety Kevin Byard and veteran safety Johnathan Cyprien.

Butler said he's ready to do his part.

"As long as I am here I am expecting to show what I am getting paid," Butler said. "I am going to being everything I've got. I have that undrafted mentality. I'm real

aggressive, and I can't wait to get out there. I'm just ready to play ball."

###

MALCOLM BUTLER

LOOK WHO'S BACK: TIME AWAY MADE TITANS CB MALCOLM BUTLER APPRECIATE THE GAME EVEN MORE

BY JIM WYATT
TENNESSEE TITANS
AUGUST 14, 2020

NASHVILLE – Forgive Malcolm Butler if he's a little extra psyched for the start of Titans camp.

Just understand he waited a little longer for this.

"I'm pretty sure all my teammates can tell just by when we went to walkthrough," Butler said with a smile on Friday. "I'm probably going a little fast, but I missed out on a whole half a season (last year) and I had to sit there and watch my team win. I'm all about winning, but I want to help win, too. I'm just excited to be back."

Butler broke his wrist in the team's November 3 game at Carolina in Week 9 and didn't play the rest of the year. He was placed on Injured Reserve on November 5 and spent the rest of the season rehabbing the injury -- and watching his teammates.

Butler traveled with the team for playoff contests, and the team's eventual trip to the AFC Championship Game in Kansas City, after wins at New England and Baltimore, inspired him even more.

And his time away made him appreciate the game even more.

"I used to be at practice like, 'Man, I'm ready for practice to be over with. It's hot out here. I'm sweating,' just the little things," Butler said. "But when I got hurt, I missed those little things. I miss not being perfect. I miss being out there making plays. So, you don't want to take anything for granted. You want to cherish each and everything. Go hard each and every play because you never know when it's your last play. It taught me a lot of things, be grateful

for the good and bad. Embrace the good in the bad."

Malcolm Butler: I'm Excited to be Back

Butler ended up playing in nine games in 2019, and he finished the season with 30 tackles, two interceptions and 10 passes defended. It followed a year when he posted 56 stops and three interceptions in 2018, along with 13 passes defended.

During an offseason when players were banned from Saint Thomas Sports Park because of the coronavirus, Butler went old school with workouts.

He spent most of his offseason in Nashville, working out in his garage and getting treatments so his body would be ready for the season.

"Yes, sir," Butler said. "Bread and butter, hard work, small gym, something like Rocky. I go to the field or the sand, work on my footwork, but as long as I stay in shape and just focus on my technique. I was ready. I knew that once we got back, the coaches are going to work us hard so their work plus my work will lead to good quality."

Butler, who spent his first four NFL seasons with the Patriots, is ready to do his part in 2020.

Now in his 7th season, that includes showing some of the team's younger players the way.

"First of all, I have to come in and do my job and be a leader," Butler said. "You got to do hard work before you can be a leader and try to lead someone else. I just tell Kris (Kristian Fulton) come in, be hungry. He's got to want it. It doesn't matter if you got drafted or not. I was on a football team with a guy drafted and I came in undrafted. They let him go and they kept me. I just tell him it all starts over when we get to the NFL. We're just working together as a group and try and get better each and every day.

"Whatever they ask me to do, I'm here to do it. Outside, inside, safety, whatever it takes to help the team win, I'm here to do it. Wherever they plug me in, I'm ready to work."

###

BUTLER'S TWO PICKS MAKES THINGS EASY ON OFFENSE

**BY MIKE HOGAN
SPORTS ILLUSTRATED
OCTOBER 14, 2020**

Good defense usually leads to success on offense.

That was more than the case in the Tennessee Titans' 42-16 thrashing of the Buffalo Bills, tabbed by many as one of the NFL's best teams entering the matchup.

Veteran cornerback Malcolm Butler recorded his second career multi-interception game, and both of them led to touchdowns. In other words, complementary football pushed the Titans to 4-0 for the first time since 2008.

"It's all about complementary football," Butler said in his postgame press conference. "Get turnovers, try to take the ball to the red zone. (Ryan) Tannehill, A.J. Brown, Derrick Henry, they're going to score for us."

Both of Butler's interceptions put the Titans in prime position for points.

His first came on the game's inaugural possession. On a third-down-and-four, Bills quarterback Josh Allen fired a strike to a wide-open Andre Roberts down the middle of the field. The ball deflected off Roberts's hands and into Butler's, who returned it 29 yards to the Buffalo 16-yard line.

From there, the Titans had it easy. Two plays later, Tannehill dropped a dime to Brown for a 16-yard touchdown that put the Titans up 7-0.

"You've got to put everything behind you once you go out there on that field," Butler said of his first interception and the Titans' fast start. "We always talk about complementary football and that's the only way we're going to be able to win. We've just got to go out

there and win and do your job the best way you can, be there for your teammates and just play ball, man."

The Bills drove 76 yards on 15 plays over six minutes to tie the game on the ensuing possession, but did not find the endzone again until the third quarter. While the Titans gave up their share of yards -- 370 of them -- they managed to hold Allen, who has more than proved his worth as a quarterback this season, to a season-low 263 yards passing (26 completions on 41 attempts).

Butler's second interception effectively sealed the deal. With the Titans up 21-10 early in the third quarter, Allen and the Bills seemed to be putting a much-needed scoring drive together.

Allen delivered another rocket, but nobody besides Butler was there to catch it.

"I just looked back at my post safety and we were just disguising," Butler said. "I was on the same page with him and we made him think it was something that it wasn't. I just came off my man and got back in the seam.

"... I just knew we were in one coverage and I saw my safety disguise it. So, I said I'm going to make it look like I'm going to do the same thing he's doing. Make it look like whatever we're planning. That's what I did and that probably confused him, so yes, that's what happened."

Butler, who has 15 career interceptions over seven full seasons (four with the New England Patriots, three with the Titans), returned the ball 68 yards while evading multiple tacklers and nearly going down to his knees.

The longest return of his NFL career had Butler thinking about his high school days. While Butler could hear coach Mike Vrabel telling him to "get down and take care of the ball," he explained that once he has the ball in his hands, he wants to make a play.

"I always wanted to play offense so once I get the ball, I'm trying to show my skills -- my running skills and my vision whenever I get the chance," Butler said. "You know you don't have many opportunities to get the ball when you're playing defensive back. I was always told, 'Don't go down until you're tackled.'"

Three plays and a roughing the passer penalty later, Tannehill connected with tight end Jonnu Smith for a four-yard touchdown to put the Titans ahead 28-10.

"Like I said, last week -- I guess two weeks ago now -- we got in those positions a couple times and weren't able to finish in the end zone," Tannehill said. "I'm proud of our guys the way we were able to capitalize on those great opportunities given to us by the defense.

"Malcolm made a couple huge plays. I don't know how he kept his feet on the one. I'm screaming at him, 'Get down, get down!,' and he's getting spun around. Somehow, he keeps his feet and flips the whole field for us. Pretty incredible to watch and just a lot of fun."

The Titans had to gut out three final-minute victories before their dominant performance against the Bills.

The last time the Titans played a football game before Tuesday -- 16 days ago -- Butler said the defense had a bitter taste in its mouth after giving up 484 yards of total offense in a 31-30 victory over the Minnesota Vikings.

A big thanks to Butler, the Titans got a better taste this time around.

"We've just got to play complementary football and play as a unit and we'll be tough to beat, but we haven't done anything," he said. "Four games are not enough in this league. We've just got to continue working, grind hard and play together."

KEVIN BYARD IS STILL THE NFL'S BEST-KEPT SECRET

**BY ANDY BENOIT
SPORTS ILLUSTRATED
MAY 28, 2019**

NASHVILLE — Kevin Byard plays an often-overlooked position in a relatively small market and hails from a college program most casual football fans have never seen live. So it's fitting that the most famous moment of his career was when a prominent TV personality didn't know who he was.

A few months after Byard received his 2017 first-team All-Pro honor, he tweeted at NFL-legend-turned-TV-star Deion Sanders, questioning how Sanders could name Tyrann Mathieu the game's best safety and "not include the two first-team AP All Pro safeties" (the other 2017 All-Pro safety was Minnesota's Harrison Smith). Upon firing back, Sanders referred to Byard as "a fan," a past great failing to recognize one of football's current greats.

"[Byard is] probably the most complete safety I've played with," says fellow Titans safety Kenny Vaccaro, who quickly follows with an homage to a college teammate, "[future] Hall of Famer" Earl Thomas. "But Kevin Byard, as far as in the box, man coverage, ball skills back deep, he's probably the best I've played with."

Last season, Byard's numbers dipped from eight interceptions to four, 16 passes defensed to eight, and two fumble recoveries to none. He missed out on the 2018 All-Pro team. But the decline in numbers is further evidence that stats—especially for a safety—are finicky. Most football people, especially within the Titans building, believe Byard was better in 2018, and by a significant margin.

"He was," says Titans cornerback Logan Ryan. "You're not going to get eight interceptions every year ... Plus, when you go All-Pro, offenses then know who you are and they're

going to try to find ways to factor you out. I talked to guys who played us this year, they said, 'We saw Byard back there [in centerfield], we were not throwing anything deep. We're going to go [to an empty formation] and throw quick game, you have too good a free safety.'"

Indianapolis Colts v Tennessee Titans

Taking Byard out of games is difficult because he's so much more than just a free safety. "Kevin, to me, is like a younger Eric Berry," Ryan says. "He's the best openfield tackler of our safeties, he covers man-to-man if we're facing the best tight ends. He has the most interceptions out of centerfield. And he's smart on a level that lets us communicate and change blitzes. And he is becoming a better blitzer. He was doing all that by Year 2 in his career."

Byard took it to another level in Year 3 when the Titans overhauled their defensive approach, replacing previous coordinator Dick LeBeau's system with a mix of new head coach Mike Vrabel's scheme from Houston and defensive coordinator Dean Pees's scheme from Baltimore—two of football's most complex schemes to begin with. Titans defensive backs are quick to point out that their secondary, in terms of coverages, disguises and especially blitzes, does more schematically than any in the league. There are two keys: 1) corners like Ryan, Malcom Butler (expensive free agents), and Adoree' Jackson (first-round pick) who can each play man or zone and, 2) versatile safeties like Vaccaro and especially Byard.

"I pride myself on being able to play deep, being able to come in the box and play good run defense, being able to blitz," Byard says. "And having the versatility to play the slot and cover tight ends—that's one thing you don't see a lot of safeties do consistently."

Byard laughs when asked if he sent his agent, David Mulugheta, a gift

basket back in March. Mulugheta also represents former Giant Landon Collins, who signed a six-year, \$84 million deal (\$44.5M guaranteed) in Washington, raising the high-water mark for guaranteed money in a safety's contract by a staggering 11.25 percent.

"Going into this offseason, I didn't know the safety market was going to jump up that high," Byard says. "So it's like, 'Ah man, that's super good'—especially for Landon, [new Raven] Earl Thomas, those boys deserve it. I was definitely excited."

His teammates leave no doubt as to whether they think Byard deserves it. "As far as being able to do everything, Kevin is the best safety in the league," Vaccaro reiterates, adding that Byard should be the highest-paid at his position. "And when you're paying Kevin, you're paying a leader, you're paying a good father, you're paying a great teammate."

Adds Ryan: "He's always thanking his teammates. He wants a new contract and that's going to probably have to wait, and I think he's handling that very well. He's here [in the offseason program], he's being a leader, he's even helping out potential replacements. His attitude is, 'Whatever man, at the end of the day I'm going to be a good teammate.' That's where we have a special group [in this secondary]. It's not built to last forever, obviously. Contract-wise, you can't keep paying everyone forever. But we're excited for this year, it's maybe our last run."

Indeed. Ryan himself is in the final year of his deal. And Malcolm Butler, one figures, could be on the outs in 2020 if he has another up and down season. (According to OverTheCap.com, the Titans can tear up his pricey contract for a \$7.6M cap savings in 2020.) As for Byard? "I'm taking it day by day," he says. "I understand it's a business. It can go either way. They can pay this offseason, they can play this year out and try to franchise me—I try to just keep my mind off

KEVIN BYARD

that stuff because I feel like it can almost drive you crazy.”

Watching film with Byard, it’s easy to understand how he has become such a versatile ball hawk. Besides strong playing speed and fluid change-of-direction prowess, he understands the game from a quarterback’s perspective.

In Week 1 against the Dolphins, he made one of last season’s most impressive pass breakups from centerfield, swatting away a deep shot to speed-receiver Jakeem Grant. “I wish I could have one-hand picked it,” he says with authentic ruefulness as the film rolls. “One thing I learned about playing [centerfield] is if the quarterback’s shoulders open, say to the right, then that quarterback is not getting back to the left. If the quarterback is going to throw to the left, at the top of his drop, his shoulders would be more squared. So I could immediately feel this throw, and as soon as I saw the QB take that hitch step, I just turned and went. It helped that I was already anticipating it, knowing that at that time of the game the Dolphins needed a big play, and that [Jakeem] Grant runs nothing except stop routes and Go balls.”

Watching his interception against Eli Manning in Week 15, he talked about the importance of a free defender in two-deep man coverage getting 22 yards from the line of scrimmage after the snap, which he says is the perfect landmark for defending any route. “Every third down in this game they kept throwing this ‘sail’ route concept, so I was already anticipating this one. As soon as I saw the receiver break out, I just took off because Eli Manning just kept throwing that ball. I don’t know why he threw this one, he definitely didn’t read it right.”

On another snap, Byard perfectly disguised a blitz, creating a sack opportunity for someone else—something, teammates note, he does regularly. “One thing that I learned more from Dean Pees is understanding how offensive lines

block and make their calls,” Byard says. “That’s how we’d like to manipulate guys with our disguises.” Ryan raved about this with Byard, citing it as the biggest reason Titans had more sacks by defensive backs (9) than any team last year. “Stats and Pro Football Focus equate to what you do individually, but they don’t show what you sacrifice for your teammates,” he says.

Byard’s football IQ, you could say, launched his NFL career. Incredibly, he was not invited to the 2016 combine. A four-year starter at Middle Tennessee State (located just 30 minutes from Titans headquarters), he performed well at the Senior Bowl, the highlight being an interception against Jacoby Brissett in practice. But while fellow Senior Bowlers would talk about their combine invites, Byard was left out and baffled as to why. “I didn’t understand why I wasn’t getting an invite,” he says. “Nobody really gave me an answer. My college numbers were off the charts. I broke pretty much every school record: 19 interceptions, four pick-sixes, 300-plus tackles, a bunch of different stats. Maybe because I was a small-school guy, but I was still accomplished at a D-I program.”

Of course, Byard wasn’t going completely unnoticed. In the early 2000s, Titans general manager Jon Robinson coached at Nicholls State where one of his players was Steve Ellis, Middle Tennessee’s defensive coordinator while Byard was at MTSU. “Steve raved about Kevin,” Robinson says. Steve would text Robinson updates on Byard every few weeks, and eventually Robinson put on Byard’s film. “He was a willing tackler and extremely productive on the ball. I think he had 19 interceptions in college. You don’t just stumble into 19 picks, whether it’s college, pro, high school, whatever.”

Byard discovered a silver lining to his combine snub: More personal visits with teams. “I ended up taking, like, 12 visits. I was able to have some real personal time with those teams’ GMs. I was able to sit

down with DB coaches and watch film, talk ball.”

Byard’s agent, Mulugheta, told him he was being talked about as, at best, a fourth-round pick and, at worst, a seventh-rounder. “That’s not that good,” Byard remembers thinking. “But after my first week of visits, my agent was like, ‘I don’t know what you’re doing on these visits man, but you’re starting to climb up draft boards.’”

That included the Titans’. And so days before the draft, their entire brass caravanned over to Middle Tennessee State. “It was three or four to a vehicle,” Robinson recalls. “I drove and, I think, Dick LeBeau drove. We got there and Kevin was sitting in the film room waiting for us. He had everything lined up and was ready to roll.”

They had no idea that Byard had to be coaxed into taking the meeting.

“I was taking my last visit, it was in Miami. On these visits they’re wining and dining you,” he says. “You’re eating steak almost every night. So I’m not really in good shape. I get a call down there in Miami from my agent. He said, ‘Listen, the Titans want to work you out.’ This was like a week before the draft, I’d been on the road for two straight weeks. I said, ‘I’m not doing any more workouts, I’m done.’”

Other than sending a defensive assistant coach to Middle Tennessee State’s pro day, the Titans had had no contact with Byard. But shortly after the call, Mulugheta phoned again telling his client he needed to do the workout because the Titans were sending all of their big wigs and pertinent defensive coaches.

The on-field portion lasted about 10 minutes; the rest of the session was spent in the film room and at the whiteboard. The Titans had Byard take them through MTSU’s game against Alabama, Byard narrating all the calls and assignments. The Titans also installed portions of their own defense and tested Byard’s comprehension. “He nailed every call, you could see that he was a

KEVIN BYARD

very cerebral player,” Robinson says.

“I’ll never forget,” Byard says with a grin, “Dick LeBeau was like, ‘This is the best meeting I’ve had with any DB [in that year’s draft process].’” Byard had wowed coaches in other meetings. They’d ask him to draw his favorite coverages and defensive plays and when he did, he’d include all 11 defenders, clear down to what specific alignments the defensive linemen were in. He didn’t realize how unusual that was.

And so the Titans took Byard with the first pick in the third round after rejecting offers to trade down. After the pick, “I got a couple of calls from teams that were trying to trade up with us,” Robinson remembers. “And they said, ‘You just took the guy that we were going to take.’”

Robinson’s next decision on Byard will be even bigger. The franchise tag for a safety is projected to cost over \$13 million. A long-term deal could cost in the realm of \$50 million guaranteed. Fortunately for the Titans, Byard is content to play out the final year of his rookie deal, which pays just over \$2 million—greener pastures await. In the meantime, did he ever hear again from Deion Sanders?

“No, of course not,” Byard says. “I wasn’t really expecting to, though. He’s a legend, he doesn’t really have to respond. If anything, he probably feels like, ‘Hey, I’m giving this kid clout by responding.’ I just left it alone. He probably just made an honest mistake, he probably really didn’t know [who I was]. We’re a small-market team, we don’t get a lot of prime-time TV games, so he might not know. But if you work at NFL Network you should probably know who the All-Pros are. But it’s TV, man, people pick their favorites.”

Byard continues: “If you look up Deion’s stats, he was the Truth. That’s why I kind of just looked at [his tweet] like, ‘Man, he’s OG, a legend, I’ll leave it up to him.’ I felt like it would have been manning-up if he had just reached out to me, but

he doesn’t have to. I’m trying to get that gold jacket like he has—if I get that gold jacket, then I’ll be able to say something to him.”

###

KEVIN BYARD: SPORTS CAN HELP TEACH UNITY AND HARMONY

**BY TERRY MCCORMICK
TITANINSIDER.COM
JUNE 10, 2020**

Tennessee Titans safety Kevin Byard said that sports in general and the NFL in particular can be a great teacher for all people during the tumultuous times since the death of George Floyd in Minneapolis at the hands of a police officer.

Byard said that a football locker room is about coming together for a common goal, and that that can be something people in all walks of line and learn from and emulate as the nation works to improve race relations and heal from the divisiveness of the past.

“I think that’s the beauty of sports right there. I’ve never met a guy from my locker room that I felt like hated me because of the color of my skin or anything like that. That’s the beauty of the NFL. Right now, we have 90 guys on the team, or close to 90. We all come from different walks of life,” Byard said in Zoom conference call on Wednesday. “Everybody comes from a different part of the country, some people come from different parts of the world. I just feel like the beauty of it is the simple fact that we can all come together no matter our differences, things like that, to try to accomplish a common goal and work together within that. Honestly, I feel like the country can take a great lesson from sports and the unity of guys, and people coming from all different shades and colors and different things like that, and not really caring about it.

“When one guy scores a touchdown, the whole team is celebrating, it doesn’t matter what he looks like. I think that’s the beauty of sports and that’s kind of why I feel like especially the game of football is such a game of life and it teaches you so much, and I’ve appreciated all the lessons that I’ve learned just by playing ball, and all the people

I’ve met and all the times I’ve experienced.”

Byard said he attended an all-black high school and realized when he got to college at Middle Tennessee that people come from all different backgrounds and experiences. He said he appreciates those who will never know what it is like growing up as a black person in America working to empathize with things he and African Americans have faced.

“Honestly, since I’ve been in the NFL, and not even just the NFL, I went to an all-black high school, so by me coming to Middle Tennessee and me coming to the NFL, working in these different work environments with all types of different people, different races, I began to realize that everybody doesn’t necessarily know or have the experience growing up as a black person in America,” Byard said. “A lot of times you can’t expect everybody to understand that. For me personally, for (Mike) Vrabel and a lot of guys around the world that would sit there and say, ‘I haven’t experienced the black experience,’ or ‘I don’t know what it feels like for the kinds of struggles you’ve been through, but I’m trying to understand, I’m listening and I’m trying to show empathy.’ Honestly, that’s all I can really ask for from anybody. Everybody’s experience is different. I’ve met people from all different races that were some of the best people I’ve ever met. Honestly, all the conversation that we’ve had as a team, that I’ve had with a bunch of different people, it’s all about education. I would just say that for anybody that’s trying to understand what black people are going through or trying to figure out what they can do in this situation is just have empathy. Have empathy as human beings to understand that everybody goes through struggles, not just black people, everybody goes through struggles. Just understand to be more empathetic and be more humane.”

Quarterback Ryan Tannehill, who was also on a conference call, is one of those players that Byard said has

stepped up in the wake of the Floyd tragedy.”

“It’s kind of like enough is enough, right? It’s something that my eyes have been opened to, the privilege I’ve lived with my whole life just because of the color of my skin. The situations my friends, my teammates, guys that I love, that they’ve been put in throughout their life purely because of the color of their skin, things they have to deal with which no man, no people should have to deal with, hearing stories,” Tannehill said. “I think when this first came around in 2016, I was on a team with Kenny Stills who was able to educate me about a lot of it. I’m really thankful for a lot of the conversations that we’ve had along the way. Just such an issue that affects millions of people that if you don’t – I think the unfortunate thing about it is, if you’re a white person you don’t have to deal with it on a daily basis and you’re not put in those situations.

“It’s easy to just go about your life and not recognize it and not realize how big of a deal it is, how many people it affects on a daily basis. I think with this push, I think more and more people are having an awakening to the reality of the situation and how deep it really is, how many layers of injustice there are to it with the court system, and policing, and just on a day-to-day basis. Like I said, there’s so many layers to it. I think that just this push was kind of like the straw that broke the camel’s back, right? It’s been happening for far too long and finally got to the point where enough is enough.”

For Byard, he sees Tannehill beyond just that, saying he had respect for the type of person the quarterback is from their first meeting.

“I respect Ryan to the fullest. I’ve always respected him since I first met him. That’s one thing about me, I don’t look at guys as race and all this stuff. Ryan and his family, his wife, has treated my family with nothing but love and I respect him just for the man he is,” Byard said.

KEVIN BYARD

“The fact that he’s speaking and using his voice to uplift others, black, white, or different, whatever, it speaks volumes for his character. I will always treat him based upon that. I always try to treat everybody with love and try not to hate anybody. Ryan Tannehill, he’s a great guy. I always feel comfortable around him and I feel like the entire team respects him in that way as well.”

In terms of what he might do to raise awareness like others have done by kneeling for the anthem, Byard said he has not thought about it, but said that whatever gesture is done will likely be through the team and will show team unification.

“Honestly, I really haven’t given any thought to it. I know a few years back when it was a question of teams kneeling, different things like that, I know us as a team, the Titans, we came together and we made a decision. I think we played Seattle that game and both teams decided not to come out. But it’s something I haven’t thought about at all,” he said. “I honestly feel like the fact that the conversation is being shifted a little bit toward how we’re going to protest and different things like that, it just shifts the conversation from what the issue (is) and the things we really need to focus on, which is the racial injustice and different things like that. No, honestly, I haven’t given any thought to it. I’m sure that when the time comes, us as a team, we’ll make a decision as a team.”

###

KEVIN BYARD

FROM A PIPE DREAM TO REALITY: TITANS SAFETY KEVIN BYARD CALLS BUYING HIS MOM A HOUSE "ONE OF THE BIGGEST MILESTONES I'VE ACCOMPLISHED"

**BY JIM WYATT
TENNESSEE TITANS
JUNE 18, 2020**

NASHVILLE – Kevin Byard has played in a Pro Bowl, and he's been voted a team captain by his teammates.

The Titans safety, who has 17 interceptions over the past three seasons, is regarded one of the best in the game at his position.

But there's something else Byard is even more proud of – he bought his mother a house recently.

"That's probably one of the biggest milestones that I've accomplished in my playing career, for sure," Byard said. "To get drafted, and second to be able to buy my mom her forever home is something that means dearly to me, has meant something to me since I was younger.

"It's kind of been a pipe dream. Something that I never really – something I thought about doing, but I never really thought it was going to be possible. Just been a lot of hard work and dedication to be able to accomplish that goal."

Byard has credited his mother, Artina Stanley, for much of his success.

Following a divorce when Byard was in ninth grade, his mother moved with the children from Philadelphia to Atlanta. While the family dealt with financial struggles, Stanley worked long hours to make sure her children received what they needed. Byard has said he and his older brother "had to grow up really fast" as they helped their mother with taking care of the younger kids in the family.

In a social media post by Byard, he showed his mother in front of the house he purchased.

"When you come from where I come from, stuff like this is a pipe dream that only a few are able to accomplish," Byard wrote. "I hate that we couldn't be there but I'm more happy that everything worked itself out. I love you mom and enjoy your new forever home! ☐"

Byard, who played collegiately at MTSU, has made an effort to give back to the community.

Last May, Byard hosted 200-plus youngsters at the inaugural Kevin Byard Football Camp at Ensworth School. At the time, he said he planned to hold the camp - which was free - every year.

In September, Byard partnered with UnitedHealthcare to distribute new shoes and socks to over 300 students at Robert Churchwell Elementary School in Nashville. Byard tossed the football with kids, and spoke to them about the importance of making good grades.

Byard joined Titans teammates, coaches, and other members of the organization for tornado clean-up efforts in Nashville in March.

Kevin Byard Taking One Day at a Time as Season Approaches

Byard has taken part in the Titans Caravan, and other off-field events in the Nashville area.

On the field, Byard said he wants to keep improving while being even more of a leader.

"We're all in this together," Byard said. "We're all in this to win a Super Bowl. I know for a fact every single day that I come into that building I come into that building to put in the work, and I come into the building to work hard and try to accomplish that goal. I feel like we all should be trying to accomplish the same.

"I'm going to try to hold my guys accountable if I feel like somebody is slacking off, or if I'm slacking off

somebody should hold me accountable. I think that's just the relationship that we all need to have in the building, and not be too concerned with emotions and different things like that. It's all about the goal of trying to win a Super Bowl."

###

KEVIN BYARD

TITANS SAFETY KEVIN BYARD TO SERVE AS UNITED WAY OF GREATER NASHVILLE OFFICIAL SPOKESPERSON

**BY JIM WYATT
TENNESSEE TITANS
JULY 1, 2020**

NASHVILLE – Titans safety Kevin Byard has been selected as the official spokesperson for the United Way of Greater Nashville.

Byard plans to use the platform to influence others while making an impact in the community, starting with the virtual 2020 Stuff the Bus school supply drive.

"I'm honored and excited to team up with United Way of Greater Nashville," Byard said in a statement. "We both share a passion for impacting those in need in our community and striving to give everyone the resources needed to be successful. I'm looking forward to building our community and launching our work together with Stuff the Bus."

Byard, who played collegiately at MTSU, has made a great effort over the years to give back to the community.

Last May, Byard hosted 200-plus youngsters at the inaugural Kevin Byard Football Camp at Ensworth School. At the time, he said he planned to hold the camp - which was free - every year.

In September, Byard partnered with UnitedHealthcare to distribute new shoes and socks to over 300 students at Robert Churchwell Elementary School in Nashville. Byard tossed the football with kids, and spoke to them about the importance of making good grades.

In 2019, Byard also teamed up with Academy Sports to provide new shoes and coats for the children of The Boys and Girls club in Smyrna, Tenn.

Byard joined Titans teammates, coaches, and other members of the organization for tornado clean-up efforts in Nashville in March.

Byard began The Byard Family Legacy Fund in 2019 because he wanted to make a difference in the lives of his neighbors. Byard has said the purpose of his foundation is to provide the community with hope.

"We're incredibly lucky to have Kevin on our side," said Brian Hassett, United Way of Greater Nashville's president and CEO. "United Way has partnered with the Tennessee Titans for more than 20 years. Our partnership is so strong because of our shared interest in increasing public awareness about the issues facing our community, and how we can work together to better serve our neighbors."

Here's how individuals, groups and workplaces can contribute now through July 10:

-- Run a drive. Visit roonga.com/uwgnstuffthebus2020 to set up a team for a workplace or group. Create a team profile, set a goal for your supply drive and share a personalized team link with colleagues and friends to start collecting.

-- Support students by purchasing supply kits or individual items directly from an online store. The items will be delivered to local elementary school students in need.

--Individuals can make a credit card donation in any amount which will be used to buy more supplies.

To learn more about Stuff the Bus, visit unitedwaygreaternashville.org/stuffthebus.

To learn more about The Byard Family Legacy Fund, visit byardfamilylegacy.org.

###

KEVIN BYARD

TITANS SAFETY KEVIN BYARD NAMED NFLPA COMMUNITY MVP

**BY JIM WYATT
TENNESSEE TITANS
SEPTEMBER 11, 2020**

NASHVILLE – Titans safety Kevin Byard has been named the NFLPA Community MVP for the week leading up to NFL Kickoff Weekend.

The NFLPA recognized Byard after he hosted two back-to-school events that benefited more than 100 disadvantaged families in the metropolitan Nashville area.

In partnership with United Healthcare, Stuff the Bus, United Way and Academy Sports, Byard packed and distributed more than 300 distance learning kits to those in need. The kits included school supplies, essential hygiene items, backpacks, gift cards and sporting goods.

"It's an honor and a blessing to be highlighted as NFLPA Community MVP," Byard said. "I'm grateful to give back to my city and ensure I'm truly making a difference to those in need."

Earlier this offseason, Byard was also selected as the official spokesperson for the United Way of Greater Nashville.

Byard said he wanted to lend a helping hand to families who have lost jobs and may not have the resources available to transition to a new style of living and learning. According to the NFLPA release, Byard divided his efforts into two portions earlier this summer – one in person, where he went from door-to-door delivering the back-to-school kits while wearing a mask; and the other virtually, where he reminded the youth to stay strong, focus on their education and that hope is on the horizon.

Byard, who played collegiately at MTSU, has made a great effort over the years to give back to the community.

Last May, Byard hosted 200-plus youngsters at the inaugural Kevin Byard Football Camp at Ensworth School. At the time, he said he planned to hold the camp - which was free - every year.

Last September, Byard partnered with UnitedHealthcare to distribute new shoes and socks to over 300 students at Robert Churchwell Elementary School in Nashville. Byard tossed the football with kids, and spoke to them about the importance of making good grades.

In 2019, Byard also teamed up with Academy Sports to provide new shoes and coats for the children of The Boys and Girls club in Smyrna, Tenn.

Byard joined Titans teammates, coaches, and other members of the organization for tornado clean-up efforts in Nashville in March.

Byard began The Byard Family Legacy Fund in 2019 because he wanted to make a difference in the lives of his neighbors. Byard has said the purpose of his foundation is to provide the community with hope.

Byard also volunteered on Giving Tuesday with local high school football teams to create care packages for the homeless and taking the lead as an instrument for change during the recent social justice protests.

Through his Byard Family Legacy Fund, which he launched in 2019, the fifth-year NFL veteran has held free annual football camps for 200-plus students, hosted Thanksgiving food distributions and provided new shoes, socks and coats for local youth. In just the past year, Byard has impacted more than 5,000

individuals in need in the greater Nashville community.

In honor of Byard being named this week's Community MVP, the NFLPA will make a \$10,000 contribution to his foundation or charity of choice. The NFLPA will also work with Byard to set up a virtual visit to a school or hospital in his community as a way of honoring and inspiring those who are impacted by the ongoing pandemic. Finally, our supporting partner Pledge It has set up a crowdfunding campaign to support the Byard Family Legacy Fund. Supporters can make a flat donation at the following website: pledgeit.org/kevin-byard.

Byard is eligible for this year's Alan Page Community Award, which is the highest honor that the NFLPA can bestow upon a player.

The NFLPA Community MVP program recognizes NFL players who are making a positive impact in their team cities and hometowns. Each week during the regular season, the NFLPA will celebrate one NFL player who has demonstrated a commitment to giving back to his community. Please visit our website to learn more about the program.

To learn more about The Byard Family Legacy Fund, visit byardfamilylegacy.org.

###

KEVIN BYARD

SUPER DAD: TITANS SAFETY KEVIN BYARD EXPLAINS HOW HE DELIVERED HIS OWN SON AT FAMILY'S HOME

BY JIM WYATT

**TENNESSEE TITANS
SEPTEMBER 16, 2020**

NASHVILLE – Kevin Byard has made some clutch plays during the course of his playing career.

In the season opener at Denver, in fact, his forced fumble led to an early Titans touchdown.

But the 27-year-old made the play of his life last month when he delivered his own son, Kevin Leon Byard IV.

Yes, it's true. And on Wednesday, Byard went into great detail about how it happened while on a video conference call with reporters.

"It's one of those deals where we just couldn't make it to the hospital," Byard started off. "Obviously we weren't planning on having the baby at the house."

Byard said his wife, Clarke, started having mild contractions on the evening of August 23. Around 10:30 p.m., Byard's wife woke up and things escalated quickly. Then, she started having more severe contractions while on the bathroom floor. The child was due on August 24th.

"I kind of got up, I wasn't really panicking, but I scrambling to get some clothes on, helping her try to get dressed," Byard recalled. "Her mom was downstairs, so I called her up."

Byard then got the car ready, as Clarke Byard started moving around. Byard called the doula and said, "meet us at the hospital." But with things changing, it became, "meet us at the house."

With the doula on the speakerphone, the Byards provided updates. With the doula being 30 minutes away from the Byard's home, she

provided instructions. The first: "Let's try and get her in the bathtub."

But by this time, Byard said his son's "head was already poking out." At this point, Byard said his wife was on her hands and knees.

"The (doula) said, "Tell her to start pushing, the baby is coming," Byard recalled. "His face was pointing upward, so I could see his face was real purple. I was nervous about that, so the doula told me to support his head."

About 10 or 15 minutes later, there was serious action.

"Once he got his head out, his shoulders and everything just kind of slipped out," Byard said. "And I kind of caught him in my arms. He waited about five seconds, he coughed about two or three times, and started crying."

Byard's wife remained on the floor, and an ambulance was called.

"We ended up getting the placenta out, cut the umbilical cord, and we headed to the hospital," Byard said. "All of this happened from 10:30 to 11:05. It was like a 30-minute period. Things kind of went fast."

Byard and his wife also have a one-year-old daughter, Eliana.

A former MTSU star and team captain who has recorded 17 interceptions in his NFL career, Byard knows he has a moment he'll never forget.

"That was probably the most memorable thing me and my wife have ever been through in our relationship other than getting married," Byard said. "That's a story I am going to tell my son for the rest of our days."

###

KEVIN BYARD

KEVIN BYARD NAMED TITANS' NOMINEE FOR WALTER PAYTON MAN OF THE YEAR AWARD

**BY JIM WYATT
TENNESSEE TITANS
DECEMBER 10, 2020**

NASHVILLE – When Titans safety Kevin Byard entered the NFL in 2016, he watched the veteran leaders in the locker room, and admired how many of them were so generous in the Nashville community.

It made an impression on Byard.

But even before then, the Middle Tennessee State University product had decided he wanted to impact those around him once he made it to the NFL. He'd thought about doing so because of his upbringing, and because of his mother.

"I always told myself: When I got to this point, I wanted to give back to the community," Byard said. "One thing I have learned is it's a lot better to give than receive, just because of the way it makes you feel."

On Thursday, Byard received some nice recognition for giving back. The fifth-year pro has officially been named the team's nominee for the Walter Payton NFL Man of the Year Award presented by Nationwide. Considered the league's most prestigious honor, the Walter Payton NFL Man of the Year Award recognizes an NFL player for outstanding community service activities off the field, as well as excellence on the field. Each of the league's 32 nominees were announced today.

"We have a lot of guys on our team that do great in the community, so to represent the team, it means a lot to me," Byard said. "I don't do what I do to win awards, I do it to make a difference and to impact my community the best I can. So, it's an honor, and I am humbled.

"I always say it's a blessing to be a blessing, and it really is."

As a nominee, Byard will wear a Walter Payton NFL Man of the Year helmet decal through the end of the season in recognition of his accomplishments on and off the field.

All 32 team winners will be highlighted as nominees and recognized for their work during the weekend leading up to Super Bowl LV. The 2020 Walter Payton NFL Man of the Year will be announced during NFL Honors, a primetime awards special to air the week of Super Bowl LV, on CBS.

Also, all 32 nominees will receive a \$40,000 donation in their name to their charity of choice. The winner of the Walter Payton NFL Man of the Year award will receive a \$250,000 donation to the charity of their choice. All donations are courtesy of the NFL Foundation and Nationwide.

The national award was renamed in 1999 after the late Hall of Fame Chicago Bears running back Walter Payton.

Titans Coach Mike Vrabel praised Byard for the way he lives his life. Vrabel told the Titans about Byard being the team's nominee during a team meeting back in October. The league didn't make the announcement official until today.

"I think that's the total package that we're striving for, that all of us are striving for, to have some balance in our families, in our personal life, in our professional life, and then also what we're able to do to impact other people around the community and I know that's something that Kevin has done a lot of," Vrabel said. "I know that there's a lot of guys that are doing a lot of really good things with the resources that they've been blessed with.

"(The Walter Payton Man of the Year award) is a special honor. That's something that I know that our guys hold in high regard just to the service that they do and the care for others, so just excited to be able

to tell the team (about it) and then honor Kevin in front of the team."

In nominating Byard for the award, the Titans listed his many endeavors:

-In 2019, Byard and his wife, Clarke, established the Byard Family Legacy Fund (BFLF) to stand in the gap and provide grace to anyone who needs it. In 2020, they did so through two back-to-school events that benefitted more than 100 families in the Nashville area. In partnership with United Way of Greater Nashville – for whom he is a spokesperson – the all-pro safety packed and distributed more than 300 distance learning kits including school supplies, essential hygiene items, backpacks, gift cards and sporting goods. Byard even hand-delivered the kits door-to-door.

-In March, Byard assisted the team with tornado clean-up efforts in North Nashville, hauling debris and passing out food and essential items to families whose homes, schools, businesses and churches had been damaged or destroyed.

-Following the pandemic, Byard has found ways to continue his community work virtually. He is a member of the team's player-led social justice committee that hosts Zoom meetings each week with youth and their parents from the YWCA's Amend program. In these meetings, they talk about issues of race, social justice, equality, police brutality and more. The committee has also recently opened dialogue with Metro Nashville PD on ways to improve community-police relations and police reform.

-This season, Byard has also partnered with our local Rally Foundation for Childhood Cancer Research for the "31 Tackle Challenge." Fans pledge a monetary amount for each tackle he makes during the season. For each sack, fumble recovery or interception, donations are doubled. Before the pandemic forced them to postpone, Byard and wife were serving as the honorary co-chairs for the Rally Foundation's annual fundraising

KEVIN BYARD

event, Rally on the Runway. Byard first became involved with this nonprofit years ago as a volunteer.

-Through the Byard Family Legacy Fund (BFLF), Byard hosts four signature events/programs each year – free youth football camps, Thanksgiving delivery and distribution, a Christmas event, and their signature Grace Grant. The Grace Grant provides financial assistance to people who have fallen on hard times. Families can apply or nominate someone through the BFLF website.

-In September of 2019, Byard teamed up with Academy Sports + Outdoors to provide new shoes and coats for the children of the Boys & Girls Club in Smyrna, Tennessee.

-Byard previously served as the spokesperson for Second Harvest Food Bank of Middle Tennessee.

Byard credits his mother, Artina Stanley, for much of his success. Following a divorce when Byard was in ninth grade, his mother moved with the children from Philadelphia to Atlanta. Although it was a financial struggle, Stanley worked long hours to make sure her children received what they needed. Byard claims he and his older brother "had to grow up really fast" as they helped their mother with taking care of the younger kids in the family. In May 2020, Byard was able to accomplish a goal of helping to purchase his mother her "forever home."

Byard, the Week 0 NFLPA Community MVP, donated more than 100 meals to families at Jones Paideia Elementary School in Nashville through his Byard Family Legacy Fund and Eat Well Nashville during Thanksgiving.

"When I first got in the league, I watched guys like Jurrell Casey, Ben Jones, Marcus Mariota, and a lot of other guys," Byard said. "But obviously, a lot of the drive that I have for doing things in the community comes from my background, my childhood, the areas that I was around, and I always

wanted to be someone others would look up to.

"It really is a blessing to be a blessing. When you give back, to see the faces of parents that I know are having a tough year, or are struggling, just to see them smile, it means a lot. And to give them some hope, give them something to give to their children at Christmas, those feelings you get from that mean more to me than anything I do on the football field. It's something you never forget."

Fans are encouraged to participate in Nationwide's 6th annual Charity Challenge, a social media campaign designed to support and promote team nominees. Fans can vote on Twitter by using #WPMOYChallenge followed by their favorite nominee's last name. The player whose unique hashtag is used the most between Dec. 10 and Jan. 17 will receive a \$25,000 contribution to their charity of choice, while the second and third place finishers will receive \$10,000 and \$5,000 donations, all courtesy of Nationwide. Hashtag information and official rules can be found at nfl.com/manoftheyear. New this year, fans can win NFL Shop gift cards and additional money for their favorite nominee's charity. Each Monday during the #WPMOYChallenge, Nationwide will ask fans to respond on Twitter with their favorite nominee and one randomly selected fan each week will win a \$100 NFL Shop gift card and \$2,500 for their favorite nominee's charity.

For more information on the nominees and the award, visit NFL.com/manoftheyear.

###

WILL COMPTON

LB WILL COMPTON HAPPY TO BE BACK WITH THE TITANS, AND HE FEELS THE LOVE FROM FAN BASE

**BY JIM WYATT
TENNESSEE TITANS
SEPTEMBER 1, 2020**

NASHVILLE – Titans linebacker Will Compton is one of the boys in Tennessee once again, and he's fired up about it.

He's also been pleasantly surprised at the celebration he's seen from the team's fan base on social media.

"I only played here one year, and it's not like I was some superstar," Compton said on a video conference call on Tuesday morning. "And then when I went to Oakland (last year), it was like I was some hometown kid leaving to go somewhere. So yeah, it's definitely surprising, but it definitely makes you feel loved."

The Titans re-signed Compton, who played in 12 games for the Titans in 2018, last week.

A seven-year NFL veteran, Compton played with the Raiders in 2019.

Titans coach Mike Vrabel said during a video conference call on Tuesday Compton has a great personality, so he fit back in locker room quickly because the guys like him.

Compton, who'd been working out in Nashville hoping to get a call, recalled the text he got from Vrabel prior to working out for the team. Compton said all the episodes of his popular "Bussin' With the Boys" podcast with teammate Taylor Lewan were recorded earlier in the offseason, which allows him to focus on football.

"When Vrabel texted, I think it was a Sunday morning, if I was in shape," Compton said, "I was like, Oh, s**t, this is about to happen. I immediately got excited."

Will Compton: I'm Excited to be Back with the Titans

In 12 games for the Titans in 2018, Compton was credited with 11 tackles and a pass defensed that season, along with a team-high 11 stops on special teams.

Titans outside linebacker coach Shane Bowen said he's been pleasantly surprised by what he's seen from Compton in practices so far.

"I have been pleased with Will," Bowen said. "I think he is moving around pretty good, playing better than I expected him to, to be honest – don't tell him that. He has been good. He has always been a smart player; he was a smart player before. He hasn't had any issues in terms of learning – Has (ILBs Coach Jim Haslett) has thrown him into the fire, and he has done well. I have been pleased with Will up to this point."

"I'll take any compliment I can get," a smiling Compton said when told of Bowen's assessment. "I feel great moving around right now, and it's just about getting acclimated to being back in the defense and getting all the verbiage down and back into the swing of things. But I feel healthy and I feel good."

Compton spent his first five NFL seasons with the Redskins, where he played in 57 games over five seasons (2013-2017). With the Raiders last season, Compton was credited 38 tackles while appearing in nine games.

In his NFL career, Compton has 78 games of NFL experience, including 39 starts. Compton has 339 career tackles, three interceptions, and a sack.

Compton hopes to make his second stint with the Titans special. He was optimistic about being signed for 2020 even when he wasn't on a roster at the start of camp, and is glad things worked out in Tennessee.

"You initially think your chapter and stuff is over," Compton said of his days in Tennessee. "I was always prepared (and thinking) I'll probably have to be in a different city this year, so it has all worked out and I am excited to be here."

###

JACK CRAWFORD

JACK CRAWFORD IS ACCLIMATING TO THE TITANS. THE TITANS ARE ACCLIMATING TO HIS BRITISH ACCENT.

**BY ERIK BACHARACH
THE TENNESSEAN
AUGUST 24, 2020**

Jack Crawford's accent is caught in a weird middleground. When he goes back to his native London, "everyone says I sound American," Crawford said. But when he's meeting new Titans teammates in Nashville, they quickly determine through his accent that he's not from around here.

"Sometimes people will catch on to some words I say, and they'll be like, 'What? 'What'd you say?' and they won't understand what I'm saying, and I'll have to kind of almost adjust my accent so they understand what I'm saying better," said Crawford, whom the Titans signed in April. "It's always been an issue for me."

But it's more of a minor issue as Crawford acclimates to a new team during an unprecedented offseason that already has thrown a significant challenge at the 6-foot-5, 274-pound defensive lineman.

On Aug. 7, the Titans placed Crawford on the COVID-19/Reserve list, which is for players who test positive or who have been around someone who has tested positive. Almost two weeks later, on Aug. 20, the team removed him from the list.

But that was a long time to be away from his new team.

"I don't think I'm caught up yet," the 31-year-old Crawford said Sunday. "I think that it's tough because I came into a new system with a new playbook, new culture, everything. To have to go into a quarantine after just arriving here, I felt like I was falling further behind than I already was.

"I felt like the past couple of days have been good for me in terms of

just trying to catch up, and trying to go into putting in extra time whether it (is) studying the playbook or walking through certain plays."

More:5 observations from Titans training camp: Khari Blasingame getting carries

Crawford, who played the past three seasons for the Falcons, provides a veteran presence for a relatively young defensive line group that is led by second-year tackle Jeffery Simmons. Crawford has 16 career sacks over his eight seasons in the NFL, including six in 2018. He's made 26 starts in the NFL.

"He's a veteran player," Titans coach Mike Vrabel said of Crawford, "and what has stood out to me has been the effort that he's been able to show since he's gotten back off that COVID/Reserve list."

He certainly has a strong argument for being the most interesting Titans defensive lineman.

For example, Crawford used to be classmates with Daniel Radcliffe, the actor who played Harry Potter.

"He was always absent," Crawford said of Radcliffe, "so he wasn't really there that much."

Crawford moved to the United States when he was 16 to play basketball. His junior year of high school marked his first time playing football.

"I grew up playing rugby a little bit," Crawford said, "so I felt like the contact wasn't a problem for me. I just had to learn the rules, to be honest."

He's really big into mixed martial arts, though his training on that front has been halted amid the pandemic.

"That's my favorite sport," Crawford said of MMA. "A lot of my close friends are in the sport. I love training in that area. I think it relates to defensive line and offensive line so closely. I think that everybody who plays in the trenches can benefit from it."

And, of course, he's got an accent that is wholly unique at Saint Thomas Sports Park, although Crawford insists it's not as thick as it once was.

"When I came to the (United States) my accent was a lot stronger, and then over time it kind of faded a little bit," Crawford said. "My accent got caught in (the) middle. I go to London, I'm American. I come over here, people say I sound funny. It's stuck in a weird place. I'm just trying to hold onto what little bit of accent I got left."

###

HEADING INTO A CONTRACT YEAR, TITANS' COREY DAVIS AIMS TO 'DO NUMBERS'

*BY TURRON DAVENPORT
ESPN
SEPTEMBER 5, 2020*

NASHVILLE, Tenn. -- The Tennessee Titans were down by three points with 5 seconds left on the clock in overtime when Corey Davis stepped up.

In that 2018 Week 4 game against the Philadelphia Eagles, quarterback Marcus Mariota lined up in shotgun, looked to his left and saw the matchup that he wanted, then lofted the ball into the end zone. Davis jumped and outmuscled Eagles rookie Avonte Maddox for the game-winning touchdown.

The fans at Nissan Stadium went wild. This was what they were expecting from Davis, the No. 5 pick in the 2017 draft. It capped a career day for Davis, who finished with nine receptions for 161 yards.

Three seasons ago, Davis was viewed as an integral part of the Titans becoming an explosive passing offense. Now, he's entering a critical year that could potentially be his last in Tennessee after the team declined to pick up his fifth-year option. Davis made it clear that he is looking for a big season in 2020.

"I'm trying to do numbers this year," Davis said. "Definitely a lot more hungry."

Statistically, Davis hasn't posted the numbers that match his draft status. But the Titans staff know the talent is there.

"You look at his size, his play strength, his toughness. He's willing to play in high-traffic areas," Titans wide receivers coach Rob Moore said. "You can do a lot of different things with Corey because of his size and ability to run. He brings a lot of attributes to the table."

Davis' best season was 2018 -- the only year when he played all 16 games -- when he had 65 catches for 891 yards and four touchdowns. The top example of Davis' playmaking ability came during Week 9 of that season against the New England Patriots, when Davis posted seven receptions for 125 yards and a touchdown despite being guarded primarily by one of the NFL's best cover corners, Stephon Gilmore.

Corey Davis could be playing his last season with the Titans after they declined to pick up his fifth-year option.

So, what gives -- why hasn't Davis produced more? The biggest area where Davis needs to improve is consistency, which manifests itself in a variety of ways. There's a lot that goes into it, and coaches are always preaching about it.

Coach Mike Vrabel takes time to work on specific things with each player. Here's how he described what he worked on with Davis recently during what he called a "ball disruption period" in practice:

We try to coach and teach the fundamentals of the game, going out and attacking the football. When you do that, you bring it in. Those DBs are practicing trying to disrupt it and punch it out. The focal point was making sure that when we catch the ball out in front of our body, but also being strong to the tuck, so it's not over until we've secured it, just continuing to understand the details.

When the question is how Davis can become a more consistent player, the answer is frequently "details."

"The route running, specifically at the end of the game. That's something that we've tried to work on," Davis said. "Just being great when you're tired and try to fight through that fatigue. There were certain plays where I let fatigue get the best of me."

Added Vrabel: "I think for Corey [Davis] and a lot of players and even coaches, it's understanding the detail

of the play that's going to change each snap based on what the other team does and their coverage. Is it man? Is it zone? How do we want to convert routes and continue to understand how the quarterback is thinking in those situations?"

The Titans scored 16.3 points per game (ranked 28th) in the six games Mariota started last season. In the other 10, under Ryan Tannehill, the Titans scored 30.4 PPG (ranked third). However, Davis scored only one touchdown on a pass from Tannehill in that 10-game stretch.

Tannehill admittedly didn't connect with Davis enough last season. He plans to do so more in 2020.

"I definitely think my chemistry will grow with Corey this year. I think that he's such a talented guy and has so much to bring to the table," Tannehill said.

The mental part of the game is equally important. Davis is adopting a different outlook in training camp this year.

He doesn't want to "beat himself up over the last play." Davis acknowledged that he was too hard on himself at times, struggling to let a bad play stay in the past. Carrying a bad rep over to the next play is never good, but for a player who averaged only 5.7 targets per regular-season game over a three-year career, it's particularly bad.

The emergence of 2019 rookie A.J. Brown (52 receptions, 1,051 yards, 8 TDs) likely cut into Davis' targets. But Davis' approach is to make the most of whatever targets come his way.

"A.J. is going to get a lot of attention with the year he had last year, so whenever my number is called, I've got to go make it happen," Davis said.

After having offseason surgery to repair a turf-toe injury that limited him last year, Davis is looking forward to staying healthy and being more productive than ever. Being vocal about wanting to "do

COREY DAVIS

numbers" is a change from the typical "take it as it goes" approach that Davis used to point to when asked about his production. There is plenty on the line for him.

"I'm not really focusing on the contracts, nothing," Davis said. "I'm just going to go out there and play football and handle my business, and everything will take care of itself."

###

COREY DAVIS

TITANS, ARTHUR SMITH HAVE FIGURED OUT HOW BEST TO USE COREY DAVIS AND ARE GETTING RESULTS

**BY PAUL KUHARSKY
PAULKUHARSKY.COM
DECEMBER 9, 2020**

NASHVILLE, Tenn. – As the Titans dig out from their disastrous 41-35 loss to the Browns, Corey Davis is the talk of the team after his excellent performance in the loss.

He pulled in 11 of 12 targets for 182 yards and a touchdown, many of them contested catches where he outmuscled challengers to win passes from Ryan Tannehill.

Much has changed for Davis in his fourth season, the final year of the contract he signed as the fifth pick in the 2017 draft.

The nagging injuries have settled down and he's been a consistent presence at practice, something Mike Vrabel pointed to as a major ingredient in his building confidence.

Tannehill is hitting him in stride whereas the less accurate Marcus Mariota more often made him stutter in his route or reach for passes. A.J. Brown is in his second season as the No. 1 guy, which has eased both the expectations and the coverage on Davis.

But perhaps chief among the factors working to help Davis reach a career-high 15.1-yard average per reception is how Arthur Smith consistently designs and calls plays that get Davis the ball in advantageous positions.

"It's a big tell of a coordinator, is he able to run his system and also accent the attributes that the guys have within that system? Tannehill said. "It's fun to see him be able to do that on a weekly basis."

Said Mike Vrabel: "We have an offense that is able to move guys around, put them in positions, catch

and run, I think that's their strength. Ryan's put the ball in tight windows in the play-action pass game. I think offensively, the entire staff has continued to game-plan and try to find ways to get our guys the football, whether it's Derrick (Henry), or Corey, A.J. (Brown), (Anthony) Firkser on third down, Jonnu (Smith), catch and run plays.

"You're trying to do things that the players are comfortable with and hopefully we can continue to do that this week in Jacksonville."

Tannehill raved about the confidence he's seeing from Davis, a guy who's acknowledged in the past his bad body language was something he needed to work on. It's not something we're seeing now, as he's posted over 100 yards in a third of the Titans' games.

"It's the speed he's playing with, he's attacking every route with a purpose," Tannehill said. "There is not a lot of indecision on how he's going to run his route when he's going to get the ball, when he turns his head, how he set guys up.

"He's running every route with a purpose, kind of understands what we expect from him, what I am looking for on certain routes and he's going out and executing them. So you see it in his play speed, no doubt about it."

That play speed and confidence in conjunction with Tannehill's accuracy and the better routes Davis said he's running all mean Davis is doing a far better job catching balls thrown his way.

He's currently got the ninth-best catch percentage among qualified wide receivers at 75.71 percent. That number has steadily risen over his career, from 52.31 in 2017, to 58.01 in 2018 to 62.34 in 2019.

He's also running a high percentage of routes that he's best at. Smith is sending him on crossers.

Greg Cosell of NFL Films pointed out on The Midday 180 that as a big, lanky receiver who's not a burner

but has good build-up speed, Davis excels when he gets the ball on the move and the Titans are doing that exceptionally well.

"Art's real smart," Davis said. "He knows what he's doing for sure."

###

COREY DAVIS' BREAKOUT SEASON: FOR THESE TITANS, THERE'S NO BETTER 2020 STORYLINE | ESTES

**BY GENTRY ESTES
THE TENNESSEAN
DECEMBER 20, 2020**

As a sports columnist, there are stories you have to tell, and then there are others you want to tell.

This one happens to be both.

Because there is no better developing storyline from the Titans' 2020 season than what is happening with wide receiver Corey Davis.

A 110-yard receiving day against the Detroit Lions brought Davis to 945 yards on 60 catches this season. He's already surpassed his career-best season in yardage. He's zeroing in on a Pro Bowl and the first 1,000-yard season of his four in the NFL.

Teammates are delighted.

Really, how could anyone not be?

"It's good to see him finally get a break," fellow receiver A.J. Brown said.

This season with Davis represents a good thing happening to a good person, one that Titans players truly believe has earned it.

It's so easy to root for Davis for the same reason he has long been so respected by teammates. He's soft-spoken, humble, thoughtful, an ideal teammate. What he has done well, you don't always notice. Derrick Henry, who would know, has long raved about Davis' run blocking and says he's one of the best at it in the NFL.

This season, the best of Davis' career, has been horrific emotionally. He is grieving for his brother Titus, who died last month at only 27 from a rare form of kidney cancer. They were very

close. Davis has called his brother one of his heroes and his biggest fan.

Since then, Davis has played in six games and topped 100 receiving yards in three.

"I know he's making his brother proud," quarterback Ryan Tannehill said.

Football fans outside of the Titans' sphere might not realize all that.

What they probably do know, however, is that Davis was the No. 5 overall pick in the 2017 NFL Draft after a prolific career at Western Michigan.

As far as receivers go, Julio Jones was taken sixth in 2011.

To take Davis, the Titans passed on Christian McCaffrey, Patrick Mahomes, Marshon Lattimore, Deshaun Watson and T.J. Watt.

For years, the Titans have been waiting on the breakout that is finally beginning to take shape with Davis.

Prior to this season, general manager Jon Robinson declined Davis' fifth-year option (and the Titans did pick up the option for cornerback Adoree' Jackson).

It's easy now in hindsight to criticize that decision. But at the time, I thought it was the correct move. Everyone liked Davis and acknowledged his value in the run game, but his production simply wasn't meeting his exorbitant expectations.

And Davis knew that, too. He has all along.

"Mentally, I feel like I'm in a better place," Davis said after Sunday's win. "The past few years, I would put a lot of pressure on myself, and sometimes it was too much pressure. It would just end up having a negative impact on my playing.

"So this year I'm a lot more free, just going out there, playing and having fun with it."

It's not just football. Davis said he "kind of got my priorities right" and changed his relationship with God. That's not something he has talked about much, but it's "a big part" of his improved mental state, he said.

Other aspects have helped, too.

For one, he has remained healthy.

He has Tannehill in the pocket dealing passes like the 75-yarder he dropped in there against the Lions, allowing Davis to maneuver niftily past the defensive back and into the end zone.

And it has helped a ton that Brown has emerged in his second season as a legitimate No. 1 receiving threat opposite Davis. Defenses have to target Brown, while Davis as a complementary option has been far more formidable than Davis when the defenses were focusing on him.

"Most of the time, he's attracting the attention," Davis said of Brown, "kind of freeing me up and vice versa."

As magnificent as Brown has been for the Titans, Davis leads the Titans in catches and receiving yards.

Good for him. Davis had so much out there to prove when entering this season. There was hope in the preseason, but truthfully, I wouldn't have bet on him doing it.

The Titans, in fact, didn't bet on it, and they are going to have to pay up to keep him on the team in 2021. And if they don't, it's becoming clear that another NFL team would.

"We are not talking about the future," Brown said, "but I hope he is here next year."

###

**TITANS GUARD NATE
DAVIS STRONGER, MORE
CONFIDENT, HEADING
INTO YEAR TWO**

**BY JIM WYATT
TENNESSEE TITANS
AUGUST 20, 2020**

NASHVILLE – Nate Davis won't lie.

In his first NFL training camp a year ago, the Titans offensive guard had his share of struggles while adjusting to the next level. He missed time with an injury, and when the regular season started, he then found himself among the team's inactives for the first three games as he worked his way back.

On Thursday, Davis admitted there were times when he felt like he was just "hanging on." It wasn't until the back half of the season until he settled down and started feeling comfortable, he said.

"Last year, it was more like, just hanging on," Davis said with a smile on Thursday. "There were a lot of things going on, head spinning, and just trying to get the plays down and all that stuff."

Davis found himself, and the Titans realized they'd found themselves a good one in the third-round pick from the 2019 NFL Draft.

Davis played in his first NFL game in Week 4 in Atlanta before taking over as the team's starter at right guard in Week 5 against the Bills. Davis ended up starting the final 12 games of the regular season, and all three of the team's playoff contests.

He was part of an offensive line that paved the way for running back Derrick Henry's 1,540-yard season, while also protecting quarterback Ryan Tannehill during a year when he led the NFL in passer rating, and the team to victories.

Looking back, Davis feels like a different person in this year's camp. He's confident, and comfortable, as he heads into Year 2.

"My confidence has definitely shot up, that's for sure," Davis said. "That was probably the biggest thing from last year, just understanding that I belong. Really, the sky is the limit for me."

"This year, it is just focusing on the little things. I have the plays down for the most part, it is just playing faster and understanding what our offense is and doing everything I can to help this team."

Davis, who played collegiately at Charlotte, said he's also a lot sturdier. Getting stronger was one of his top priorities in his second year and he spent the offseason in Nashville and back in Charlotte working to improve his game.

While he's still in the 310-pound range, the 6-foot-3 guard said his core strength has improved where he can anchor down and keep the pocket clean in practices, and game days.

"I feel like I got bounced around a little bit last year, so I just wanted to bulk up a little bit and hone in on the little details with our technique and stuff like that," Davis said. "I feel stronger on the field, and everything is starting to slow down."

"So far, I feel good. Just learning some of the details and getting comfortable with the guys. I feel a lot quicker on the field, that's for sure."

###

**JOINING TITANS WORTH
THE WAIT FOR SPECIAL
TEAMS ACE NICK
DZUBNAR**

**BY JIM WYATT
TENNESSEE TITANS
AUGUST 16, 2020**

NASHVILLE – When linebacker Nick Dzubnar signed with the Titans back in March, he could hardly wait to join his new team, and continue his NFL career.

He ended up waiting a long time, because the coronavirus pandemic wrecked Dzubnar's plans – and everyone else's, for that matter.

"Everything this year has been so interesting," said Dzubnar, a special teams ace with the Chargers who was signed by the Titans in free agency. "I had five good years with the Chargers, but I was so excited to sign with the Titans. Then it's like, all the excitement, and then you're stuck hanging out, meeting guys on Zoom for the offseason.

"The first two weeks being here, finally actually seeing guys' faces, getting to know these guys on a more personal level and just starting to vibe with the team. ... You can already tell it's obviously a great organization and a good group of guys. It's been pretty easy for me to fit in and it's pretty good."

The 6-foot-1, 240-pound Dzubnar, who has played in 65 career games since entering the NFL in 2015, reported to training camp at the end of July and he's been working with his new teammates during the last few weeks.

Dzubnar played in all 16 games during the 2015, 2016 and 2019 seasons. In 2019, Dzubnar recorded 12 special teams tackles for the Chargers. He ranked first or second in special teams tackles in four of his five years with the Chargers. He had a team-best 21 special teams stops in 2017.

In Tennessee, Dzubnar plans to keep playing like a wild man on special teams.

"I feel like that's why the Tennessee Titans brought me here," he said. "I can't tell you if there's a certain trick, all I know is to go 100 miles an hour with my hair on fire -- 100% effort, nonstop, nonstop, nonstop until I get to the ball carrier or whatever it is, whoever is returning. I think it's more of a mindset and attitude that I had, growing up, playing sports.

"That's helped me excel especially in special teams, because special teams to me is a dogfight every single one. Whether it's punt, punt return, kickoff, kickoff return, it's just a straight fight. If it's a one-on-one battle, it's you against the other guy. I don't like to lose. I look forward to good competition with other good special teams guys, and like I said, it's a battle. It's a fight. I like to think that I can come out on top."

Dzubnar played collegiately at Cal Poly – San Luis Obispo, where he earned All-America honors as a linebacker and was the second-leading tackler in school history with 414 stops, four sacks, seven forced fumbles and five interceptions.

With the Titans, he'll add depth at linebacker while playing under veteran inside linebackers coach Jim Haslett.

Dzubnar is also excited about being reunited with Titans special teams coach Craig Aukerman, his special teams coach for two seasons with the Chargers.

"Just from being here you can tell everyone is always excited -- it's a great organization," Dzubnar said. "The tempo is very fast, but there's a lot of excitement. Auk brings a lot of really good energy. It's go, go, go, go go, which obviously fuels everyone else and that's the way we should play. So, energy is really high, but it's great. It's exciting. Everyone's excited to be out here playing football because we've been off for so long. There's really good

energy. A lot of guys are working hard. We're trying to make everyone better. So far we're doing really well.

"... Auk is great. I have so much respect for him, and what he does, and the way he does it. I'm really happy to be reunited with Auk and I think it's going to be good pairing for us."

Chances are, on Sundays this fall, you'll see Dzubnar sprinting down the field like a heat-seeking missile on special teams.

He'll be decked out in No.49.

If you say his name, well ...

"I've heard it said every single way," he said with a smile. "Announcers used to just call my name like, 'Oh, number 41 or number 48, Nick,' and then they'd stop at the last name. The correct way is (duh-ZOOB-nar). A lot of people think there's a silent 'D' or a silent 'Z.' Anyone that says something with a 'Z' I look back at that, because I don't hold anyone accountable for trying to get it right the first time."

###

OAK HILL TO THE NFL: ROOKIE DARRYNTON EVANS IS A BIG TALENT FROM A SMALL TOWN

BY JOHN GLENNON
THE ATHLETIC
MAY 13, 2020

Editor's note: This is the third in a six-part series on the Tennessee Titans' 2020 NFL Draft picks. John Glennon's story on Isaiah Wilson and Joe Rexrode's story on Kristian Fulton were published earlier this week.

Situated between Daytona and Cocoa Beach on Florida's Atlantic Coast, Darrynton Evans' hometown of Oak Hill doesn't carry quite the marquee name of the Sunshine State's hot spots.

It's so under-the-radar, in fact, that the town is one of very few on Florida's east coast without its own exit on Interstate 95.

You really want to get to Oak Hill? Take the exit to one of its big neighbors — Edgewater or Titusville — and start working your way through the back roads. But don't blink. Oak Hill's population stood at 1,792 as of the last census, and if you're not careful, you'll blow through town before you know it.

"It's, umm, really small," Evans said. "We have one blinking light, one Dollar General store, one gas station and then a flea market."

Those who know football, however, are becoming increasingly familiar with the little town, which — just in case you were wondering — also marks the end of Florida's 156-mile "River of Lakes Heritage Corridor." Evans will be one of two NFL players from Oak Hill in 2020, joining safety D'Cota Dixon, who spent last season, his first in the league, on injured reserve with the Buccaneers.

Evans and Dixon attended New Smyrna High School, which has also recently produced Raheem

Mostert, who led the NFC champion 49ers in rushing last season, and linebacker Cole Holcomb, who piled up 105 tackles as a Washington Redskins rookie.

Mostert, who played for five teams in his first two seasons in the league, has found a home in San Francisco. He was among the first to reach out to Evans on social media during the draft, tweeting three simple words: "We built different!" It was a message that celebrated the New Smyrna talent pipeline, and — perhaps — served to acknowledge that Evans may turn out to be the best of the bunch.

"You guys in Tennessee got a great pick in Darrynton, and you're in for a real treat," said Mostert, who ran for 220 yards and four touchdowns in last season's NFC Championship Game victory.

"He's got that same underdog mentality as I do, always having that chip on his shoulder and wanting to go out and prove himself when people doubt him. He's really something special, and I can't wait to see him take off."

"We had our fingers crossed"

Justin Watts knows the way to Oak Hill.

As the recruiting coordinator at Appalachian State, Watts is tasked with discovering those hidden gems who have managed to elude the Power 5 conferences for one reason or another.

Watts first met Evans at New Smyrna High in 2015. He expected to find a back who was a little too small to excite the bigger programs. He was pleasantly surprised when he first spotted Evans in the weight room.

"At our level, you kind of expect to see a slighter-built athlete, but Darrynton was built a lot better and was a lot more powerful looking than I expected," Watts said. "Then you start watching a little film of him, and you see what speed he had and how explosive he was."

What Watts also saw were intangibles such as effort and determination, a possible byproduct of a little-brother syndrome. Evans and Eugene Mostert, Raheem's younger brother, competed for years with their big brothers despite an age difference of about half a decade.

"(Darrynton) was definitely one of those kids that wanted to play with the big boys," Mostert recalled. "He felt like he was too advanced to play with the smaller kids, and he wanted to get better by playing with us. I was the same way growing up. I wanted to prove myself against the big dogs. That's the mindset you had to have down there."

Watts was confident he'd found a talent in Evans. But he had to sweat out the next several months, hoping Evans wouldn't attract too much attention and earn an offer from a Power 5 school. The palms of the Appalachian State coaching staff grew especially sweaty when Evans turned in a strong performance at the University of North Carolina's camp. But the Tar Heels were looking for backs with more size than Evans, who weighed about only 170 pounds at the time.

"The way he competed at that (North Carolina) camp with the so-called bigger names and bigger stars, we thought he outshined all of them," Appalachian State head coach Shawn Clark said. "We thought he was the best one in camp that day. So we had our fingers crossed hoping North Carolina wouldn't offer. When they didn't, we went full speed ahead."

Conquering the Cube

Appalachian State's coaches were at first uncertain where to use Evans, who had experience as a running back and wide receiver. At the time, the Mountaineers were loaded in the backfield with Marcus Cox, the school's all-time leading rusher, and future NFL player Jalin Moore.

But Clark, who was then the team's offensive coordinator, knew he had

DARRYNTON EVANS

to find some way to get Evans involved. That much was clear when Evans was running conditioning sprints after practice — and finishing 5 to 10 yards ahead of nearly everyone else.

“I still remember on day one of fall camp when (Evans) was a freshman. I saw him take a little bubble screen and go about 80 yards for a touchdown,” Clark said. “I mentioned to (former Appalachian State head coach) Scott Satterfield, ‘I don’t care where he plays, just get the ball to him, especially at running back. Because he can make an offensive line look very good.’”

It wasn’t just Evans’ skills as an athlete, however, that impressed the coaching staff in the early going. An honor roll student in high school, Evans threw himself into the mental side of the game as well. He didn’t just play the game — he studied it.

“He wasn’t the usual kind of freshman, coming in and trying to find his way through,” Clark said. “He was picking the brains of coaches. I was coaching the offensive line, and we’d sit down and talk about protection schemes, the run game, where you want the ball to hit.”

That sounds like the inquisitive nature of a youngster who made quick work of the Rubik’s Cube in high school. True story: Inspired by a member of the swim team who solved it, Evans and five of his New Smyrna teammates bought their own cubes and set up a competition — with a tasty reward for the victor.

“We decided whoever could solve it the fastest gets a meal from every other person,” Evans said. “So I ended up getting it done about two or 2 1/2 days later. I had free meals for a week, basically. It was nice.”

‘Lit up like a Christmas tree’

Most of Evans’ contributions as a freshman came on special teams — he returned 25 kicks, one for a touchdown — and he redshirted the following season because of an injury. By 2018, Evans was

shredding Sun Belt defenses, averaging 6.6 yards per carry on the way to a conference-best 1,187 rushing yards.

It was just before the 2019 season, Evans’ final year at Appalachian State, that he found himself floored by a family concern. His mother, Evelyn, was diagnosed in July with stage 1 endometrial cancer, a form of the disease that begins in the uterus. The same jovial and enthusiastic mom, who’d been in the stands for nearly every game of his career, would be forced to undergo surgery to remove the cancer.

“It hit me hard,” Evans said. “But at the same time, my mom and the rest of the family were so positive about it. She just gave it to God and that helped me. Really, she wasn’t too concerned about herself. She was more concerned about not being there for my games.”

On Oct. 31, Evelyn, only months removed from successful surgery, was back cheering for her youngest son. The retired Florida Department of Corrections probation officer, along with her husband, Darry, made the 600-mile trek up from Oak Hill, supporting Darrynton on a snowy Halloween night in Boone, N.C.

“He just lit up like a Christmas tree,” Clark said of Evans, “and it was a beautiful thing to watch.”

By season’s end, Evans had piled up 1,480 rushing yards and 18 touchdowns on the ground, adding five touchdown catches on just 21 receptions. One of the more impressive stats the 5-foot-10, 203-pound Evans compiled: Over the course of his final two seasons, he totaled 11 runs of 50 yards or more.

Where did Evans develop the kind of speed that enabled him to run a 4.4 40-yard dash at the NFL Scouting Combine? In little Oak Hill, of course, playing with the big boys.

“I was always playing with those older guys from Pop Warner

through high school, and I had to find some kind of advantage to help me keep pace and play with everyone,” Evans said. “I had to find my niche and what I could do, where I could get on the field and produce. So speed has been there. I would say I just did it in college on a bigger stage.”

‘Those guys couldn’t cover him’

So now Evans must prepare himself for the NFL, the biggest stage of all.

And, thanks to the Appalachian State staff, he got a head start last fall. Every year, the Mountaineer coaches study one NFL offense and incorporate some of its principles into their own playbook. It just so happened that App State chose the Titans prior to the 2019 season.

“I don’t think there will be much teaching because he understands it,” Clark said. “I think that should make it an easy transition for him.”

While hulking Derrick Henry is still expected to get the bulk of the Titans’ carries this season, the team’s hope is that Evans can provide a change-up — a blazer who can fly past defenses that get accustomed to Henry’s power. In addition, Evans is likely to have plenty of opportunities as a third-down receiver. Sure, he only caught 21 passes in the Mountaineers’ ground-based attack last year, but Evans does show promise as a pass catcher.

“We could have him in the backfield, shift to empty and put him on a linebacker,” Clark said. “It didn’t matter whether it was Penn State, Tennessee, North Carolina, South Carolina or Coastal Carolina. It was the same result. Those guys couldn’t cover him in space.

“He’s just a guy that does a great job understanding what you’re trying to get done on offense, whether it’s the run or pass protections. He saved us many times on protections because he just knew where the hot guy was coming from. He took a hit off the quarterback. It was just very impressive to watch him do that.”

DARRYNTON EVANS

We'll let Mostert, Evans' fellow New Smyrna alum, offer up a final juicy NFL scouting report.

"He brings a lot of unique ability in the passing game," Mostert said. "He's more like Alvin Kamara coming out of the backfield, able to catch and also take jet sweeps and do all that type of stuff. He's not just one-dimensional. He can definitely do multiple things."

High praise and high expectations?
Correct on both counts.

But who knows? If Evans can live up to those kinds of standards, he might just earn Oak Hill an exit all its own one day.

###

TITANS LB RASHAAN EVANS READY TO DO EVEN MORE IN 2020

BY JIM WYATT
TENNESSEE TITANS
JUNE 17, 2020

NASHVILLE – Rashaan Evans played like a man possessed in 2019.

The Titans linebacker led the team in tackles with 139, posting double-digit tackles in half of the team's contest. He recorded sacks, made tackles in the backfield, scored a touchdown, and in the team's playoff win at New England, was a force at the goal-line in a critical series of plays.

So, what did he do when the season ended?

Well, he acted like a man obsessed.

"I haven't stopped training since the (AFC Championship Game)," Evans said. "I took maybe a week off to kind of heal up, but ever since then I've been rolling. To be honest with you, I'm ready to play. I'm ready to go.

"Just the simple fact of just as a team we got so close to the Super Bowl game. By me having that first experience being in the NFL and having that opportunity to get to that last game, I think it definitely gave me even a bigger motivation because I know how to get there now."

Rashaan Evans: I am Ready to Play, Ready to Go

Evans, the team's first-round pick in the 2018 NFL Draft out of Alabama, in 2019 doubled his tackle numbers from his rookie season, when he tallied 63.

Playing alongside fellow inside linebacker Jayon Brown, Evans was a difference maker all season. His fumble recovery and return for touchdown in the team's regular season win over the Chiefs was his most memorable play of the year,

but his two stops in the goal-line stand at Foxborough also provided more signs about what's ahead. Evans had 12 tackles in the win at New England.

Evans said he learned a lot about himself in his second year in the NFL, and it has him even more excited about his third NFL season.

"Being able to fight through anything, whether it's injuries, whether it's anything that may be trying to cause me to not be at the best of my game," Evans said. "Just my perseverance and being able to just adapt. Any situation that you get put in in the NFL is something that you can't train for, it's something that just happens out of the blue, but being able to adapt, being able to do it on the run, I think that's the main thing that I've been really proud of myself for. Then, just really as far as me, just continue to keep doing what I've been doing. Being a leader, doing all of the things as far as being in the locker room and encouraging younger guys to be the best players they can possibly be, continue to level up in that aspect, continue to do more and more and more while I'm there just to impact and help out as many people as I can and that I come across."

New Titans inside linebackers coach Jim Haslett can hardly wait to coach Evans on the field, and help him grow. Up until this point, they've only been allowed to work in the virtual offseason program.

"Rashaan was an outside linebacker at Alabama who's moved inside, so obviously he's got pass rush ability," Haslett said. "He can cover a lot of ground, he's strong, he's got power in his play and he plays hard. He plays like his hair is on fire."

Evans said he wants to be even more of a leader in 2020.

And he wants to go to the Super Bowl after coming so close last season.

He knows taking his game to another level would help the cause.

"I just feel like for any player including myself, just having your own personal goals I feel like it just helps the team collectively because if every person is striving for their own individual goals, it just makes everybody else good," Evans said. "For me personally ... (striving to be) All-Pro, Pro Bowl, being the leading tackler, all those other things are definitely something I definitely strive for, to just be the best at the things that I do.

"I feel like with the leadership thing, I think that's something that's natural. It has to be earned. It's something that you don't obtain overnight. For me, right now I'm still pursuing the journey of trying to be a guy that guys can count on. Be a guy that when a play needs to be made, they're looking for me or if they're looking for some type of person, at least be vocal in a situation like that. Not only just on the field, but off the field as well. I know I keep myself to a high standard as far as those things because I know just from the things that I do off the field, I feel like it should definitely match on the field as well. Just with the leadership thing, I think as I'm getting older, maturing, learning more and more about this organization and about this city. I think when you get those types of understanding it comes with greater responsibility for yourself to pass some of the same things you experienced and the knowledge you obtained to guys that are coming in. I think that's where that leadership role comes in and plays a big part."

###

RASHAAN EVANS

FORMER ALABAMA LINEBACKER DONATES GEAR TO LOACHAPOKA HIGH SCHOOL

**BY HAILEY SUTTON
WSFA 12 NEWS
AUGUST 16, 2020**

LOACHAPOKA, Ala. (WSFA) - "When you go to sleep at night, if your dreams are not big enough to where you just want to jump out of your bed in the middle of the night, they're not big enough."

That was the message shared with the Loachapoka football team Friday morning as they gathered outside for a "special surprise. Thanks to Tennessee Titans linebacker Rashaan Evans, the program feels like they are a little bit closer to achieving those dreams.

"Today was a great day," said Loachapoka head coach Frederick Newton. "To see my kids smile the way they did, especially during this pandemic and what's going on, it just brings my heart up."

The Indians were gifted two different pairs of cleats to wear during games this season, along with gloves and other important equipment.

Evans and his foundation, the Razor Foundation, donated more than \$40,000 worth of equipment to the players, a gift that some of them have never received.

"Nobody has every given us nothing like this before, so it feels good to get something for the community," said senior linebacker and running back Brandon Bedgood. "Me and my teammates - some of us have never had stuff like this, so it feels good to get this stuff."

For them to come out and do that for us when they didn't have to, it was just great to see that," added Newton. "If you saw those kids over there looking at the shoes and everything, like I told someone earlier, it's like Christmas in August."

Rashaan was unable to be at the high school because of coronavirus restrictions, but even 280 miles away, he was still overwhelmed at the impact his donation made.

"It means everything. That's the biggest thing about doing what I do and the things that I live by, is trying to inspire as many people as I come across, and change as many lives as I can," said Rashaan. "I can only being in that situation where some of these guys have nothing. They have no shirt on their own backs, so to be able to have the opportunity to give shoes and some of the other gear, it definitely was a good thing for me to do."

His father, Alan, who helps out with the Razor Foundation echoed those sentiments; and is proud that his son is finding ways to make an impact in local communities.

"Him having the opportunity to play in the NFL, and make the kind of money he makes, and then to be able to give back some of what he has earned, it makes me feel good as a father because he could be doing a lot of other things with his money," said Alan. "He could be buying a Ferrari, or he could be doing something else with it, but he decided he wanted to give a portion of the proceeds of his earnings back to the community."

"I think it was a beautiful thing from some of the pictures I've seen, which really made me feel good because at the end of the day, you play football, you get all these accolades and achievements, but the number one thing is what have you done at the end of the day for other people, and I feel like this opportunity is one that was given to me, especially to do it for some kids and a community who needed it," added Rashaan.

No matter how uncertain the 2020 football season is, the Evans family hopes their donation will inspire more players to have their dreams keep them up at night.

"It motivates me a lot because we play the same position, so I feel like if he can do it, I can do it, too if I put in the same work," said Bedgood.

"To see [The Evans family], hopefully when I go in and speak to [the team] about what this meant to us, and get their opinion on what this meant to them, this hopefully will open up dreaming to them also," said Newton. "So they can be the next Rashaan Evans."

The Razor Foundation also donated gear to the Loachapoka boys and girls basketball teams last November.

###

**A TRUSTWORTHY TARGET:
TITANS TE ANTHONY
FIRKSER HEADS INTO 2020
WITH ADDED CONFIDENCE
AFTER BIG POSTSEASON**

**BY JIM WYATT TENNESSEE
TITANS AUGUST 25, 2020**

NASHVILLE – Holding a tenuous 14-13 lead over the defending Super Bowl champions in last year's AFC Wild Card playoff game against the Patriots, the Titans faced a critical 3rd and 8 from their own 15-yard line.

Just over two minutes remained, and the Titans desperately needed a play. Punting the ball back to future Hall of Fame quarterback Tom Brady was the last thing anyone on the Tennessee sideline wanted to do.

Someone needed to step up big for the Titans, and that someone ended up being ... tight end Anthony Firkser.

Titans quarterback Ryan Tannehill found Firkser open on the sideline for an 11-yard completion and a first down. The play enabled the Titans to run the clock down to just 25 seconds before punting it away. Then, the Titans sealed the win with a pick-six, and their playoff run was just beginning.

For Firkser, who caught a 12-yard touchdown pass in the first quarter of that contest, it was a moment to treasure.

Because family and friends from Boston and New Jersey gathered in the stands at Gillette Stadium in Foxborough that night – a group of roughly 30 people – it was even more special.

"It was a cool experience," Firkser said.

It was also a big step in Firkser building even more confidence with Tannehill, his coaches and teammates. Firkser caught two touchdowns in the postseason a year

ago, including a 22-yard touchdown in the team's AFC Championship Game loss to the Chiefs. In three postseason games, Firkser had three catches for 45 yards and the two scores.

"That play (vs the Patriots), and all the postseason stuff helped build my confidence heading into (this) year," Firkser said. "But there are still things I need to keep improving on, and we need to keep building that trust in the passing game. And I need to keep building as an all-around tight end and being involved in first and second down more. I am excited to get started and see where this offense goes. I plan to keep working so I can do whatever is needed to help the team win."

Tannehill, who also connected with Firkser for a nine-yard touchdown catch against the Chiefs in the regular season, said he believes in the tight end.

"I have a ton of confidence in Firk, just seeing what he did last year," Tannehill said. "I saw some tape from the year before. The progress he was able to make last year with big plays in big games, I know I have a ton of confidence any time he's on the field. He's definitely a weapon for us and I'm excited that we can incorporate him this year."

Firkser, a Harvard graduate who initially entered the NFL as an undrafted free agent with the Jets in 2017, has paid his dues in the NFL. His stint with the Jets was a short one, and he then joined the Chiefs. But that experience didn't last long either.

Firkser spent time in meetings as a fullback, and he spent time on practice squads.

He joined the Titans in May of 2018 following a rookie minicamp tryout, and after being waived, he spent time on the team's practice squad. Firkser ended up joining Tennessee's roster in 2018, and it was his first real chance.

Firkser played in 12 games with the Titans in 2018, and he caught 19

passes for 225 yards and a score. In 2019, Firkser played in 15 games during the regular season, making one start. He caught 14 passes for 204 yards, with a touchdown.

Heading into 2020, Firkser is ready for what's ahead.

"Being in the system for two years already and going on a third, I feel pretty comfortable with understanding the offense," he said. "I am just trying to keep learning even more details and watching old film that we have just to keep learning and improving. There's adjustments that we've been making that (offensive coordinator) Arthur (Smith) is putting in, and different schemes we're running and concepts, so just making sure we're on point with all those. And just trying to help younger guys that are around and get them up to speed as quickly as possible."

Firkser spent most of his offseason in Nashville, working with quarterback Logan Woodside and other teammates in town.

He watched a lot of film, and he tried to identify ways he needed to improve.

Looking back at his path to the NFL, and to the Titans, Firkser is glad to be in the position he's in.

A high school basketball star who had offers from Monmouth College and New Hampshire, with interest from Dartmouth and Yale for his ability as a hoopster, Firkser is looking to make more of an impact moving forward.

He's in a tight ends group with veterans Jonnu Smith and MyCole Pruitt, and others.

"I am excited that we have guys like Jonnu and MyCole back," Firkser said. "It was tough to see Delanie (Walker) go – he was a great role model and a great person to have in the locker room and on the team. We are going to miss him a lot. But with Jonnu and MyCole back, we have a good group."

ANTHONY FIRSKER

"As for myself, I am just focused on being the best player I can be to help the team. Every rep, there is something that you can do better. Always having a growth mindset is something Arthur stresses, so we are never satisfied as an offense. Every rep there is something I can improve on for sure. I have been trying to improve and get better every year, and that's my focus heading into this year, too."

###

REXRODE: KRISTIAN FULTON REPRESENTS THE TITANS' BIGGEST GAMBLE OF 2020

BY JOE REXRODE
THE ATHLETIC
MAY 12, 2020

Editor's note: This is the second in a six-part series on the Tennessee Titans' 2020 NFL Draft picks. Click here for John Glennon's story on first-round pick Isaiah Wilson. John's story on third-round pick Darrynton Evans will run on Wednesday.

The Fulton family was gathered in a meeting room in a plush high-rise on 26th Street in New York City, listening to a pitch from representatives of Roc Nation Sports, when the door to the room opened and a familiar face appeared.

"Oh shit," Keith Fulton recalls now of his reaction at the time. "Excuse my language, but that's exactly what it was at the time. 'Oh shit.' My mom gave me a look."

Soon enough, all eyes and ears were attuned to Jay-Z — hip-hop legend, billionaire and founder of Roc Nation — who happened to be in the building on that January day and popped in to chat with Keith, potential client Kristian and their parents. Does Jay-Z happening to be in the building and popping in to chat sound like something that might be a regular thing around the Roc Nation offices when a potential client is visiting? Yes. Yes it does. Still, the conversation went beyond surface pleasantries and sales pitch.

"We chopped it up. He gave us some knowledge, some great knowledge," said Keith, Kristian's older brother by two years and his former teammate at LSU. "He was talking about Kristian's brand and how we have to be able to push his brand, get his name out there in the world. And he was stressing ownership, how big it is for African-Americans in this country to have ownership of their situation, to have that power and

understand you have that power. He was preaching. I started typing some of it up on my phone as he was talking."

The idea of taking advantage of the opportunity at hand was especially appealing to the brothers because they have talked about the same thing often. Keith, a former LSU walk-on running back who graduated in 2019, has started a talent management company. Kristian is his partner and first client. They have sought the advice of several prior draftees of an NFL full of LSU Tigers. And if they needed to be reminded anymore that football is fleeting, they can just look at the jersey number Kristian will wear with the Titans.

No. 26 used to belong to the guy who was arguably the team's best defensive player in 2019. All Logan Ryan did was collect a team-leading 113 tackles, 18 passes defended and four forced fumbles, to go with 4 ½ sacks and the game-cementing pick six in the playoffs at New England, to go with one of the most mature, intelligent and commanding voices in the locker room. But he was all of 28 years old. He got exposed a few times when he had to move outside and match up with serious speed. And he made \$10 million.

So he's out, still looking for a team. Ryan declined comment but said recently on the podcast of Jason and Devin McCourty that the Titans never tried to retain him, even when he said he'd be willing to sign for one season at the same salary.

Fulton is in, the No. 61 overall pick in the second round, representative of both the circle of pro football life — go younger and cheaper where you can, especially if you are paying a quarterback, says NFL roster law — and of the Titans' biggest gamble. Ryan and Jurrell Casey were pillars of this defense, and the Titans traded Casey as a salary dump and let Ryan walk in the same offseason that saw defensive coordinator Dean Pees retire and defensive backs coach Kerry Coombs take over as DC at Ohio State. The Titans are cheaper, and

weaker, on defense after coming up one good half of football short of a Super Bowl because they ran out of stops against Patrick Mahomes and the Chiefs.

They are cheaper no more, and potentially stronger, if they can sign free agent Jadeveon Clowney. That would be a gamble paying off. Until his situation is resolved, assessing this team is difficult. But whether Clowney is in a Titans uniform or not, there will be pressure on Fulton to be ready right away to start and compensate in his own way for the loss of the previous No. 26.

"Those guys have already let me know about the high standard in the DB room that they have, and I've let them know that whatever they need from me, they're gonna get it," Fulton said of a group that will be led by Pro Bowl safety Kevin Byard and still includes Malcolm Butler, Adoree' Jackson and Kenny Vaccaro.

"I've spoken to the coaches about how they feel about him. They definitely feel highly about what he can do and what he can bring to the defense," Byard said of Fulton. "So I feel good about that. As far as him replacing Logan and different things like that, listen, Logan was a great player for us for three years. Last year, he had one of the best years a DB has probably had in a long time. So, to say to replace him, I wouldn't necessarily say we're replacing him because I don't think you can necessarily replace that production. If you look at his stats from last year, I think it's a stretch for anybody to replace that production. But, with what I think (Fulton) can bring as a player, be able to cover inside and outside, having him, Adoree' and Malcolm, it's pretty much pick your matchup. I think that will be good for all of us as a team. I think any time you can have versatile guys that can do both — which I feel like Logan was as well, but I feel like I don't think it's going to be a major drop-off."

The upgrade is in speed, and there's no question the Titans need more of that to contend with the Chiefs, not

KRISTIAN FULTON

to mention the Ravens, Colts, Texans and whoever else may emerge in an imagined postseason push. The 5-foot-11, 197-pound Fulton ran a 4.46 in the 40 at the NFL Scouting Combine, but for a better gauge of what he brings, check out video of LSU's 2019 win at Alabama and the coverage he provided on Jerry Jeudy and Henry Ruggs III. Or check out Pro Football Focus, which ranked him the No. 2 cornerback in the draft and put him down for 11 targets, three catches, 39 yards and no touchdowns allowed with three pass break-ups in his matchups with Jeudy, Ruggs and Clemson star Tee Higgins. It probably helps that Fulton saw Justin Jefferson and Ja'Marr Chase — a teammate at Archbishop Rummel High just outside New Orleans — in practice with No. 1 overall pick Joe Burrow throwing to them.

"The best of the best, every day," said Fulton, one of a record-tying 14 LSU players to go in the draft last month.

That sounds like a value at No. 61. GM Jon Robinson said the Titans were "fortunate" they were able to stick at 61 and get a guy some projected as a first-round pick. The Titans also added a less-expensive veteran presence, 36-year-old Johnathan Joseph, whose long-term friendship with Clowney is notable. Drafting a corner was going to be a priority either way, and the addition of Fulton is only a risk if you believe a costly mistake he made in college speaks to a character issue.

The Titans did their homework, as all teams do, and don't buy that. Fulton's high school coach, Nick Monica, said: "There's nothing bad you can really say about the kid. Great kid, great student, very humble about himself. He never carried himself like a big-time recruit. You never would have known he was a five-star recruit. I can't say enough good things about him."

To hear Keith and Kristian Fulton tell it, the attempt to pass a drug test with someone else's urine ended up

being a catalyst for growth. Kristian said he was worried about testing positive for marijuana, though it was a test for performance-enhancing drugs. It happened in February 2017, after a freshman season at LSU that was limited to three games because of a finger fracture. The NCAA suspended Kristian for two years.

"I don't think I'd be the person I am today if that didn't happen," Kristian said.

"Just think about it, you're the No. 1 recruit in Louisiana, you have a great career at your dream school just starting and boom, you're suspended two years," Keith said. "I feel like a lot of 18-year-old kids don't get through that. That took something away from him that he didn't realize was so important to him until then. You could just see his maturity level shooting through the roof. It taught him a lot about accountability. I think that's the best thing that ever happened to him. That and being picked in the second round — it all puts a chip on his shoulder."

The suspension was eventually reduced by a year, allowing Kristian to return to the field in 2018, or he may have ended up at a junior college or even in the Canadian Football League.

"Some teams might have dropped me for this, but I know this didn't hurt me personally," Kristian said. "It made me grow a lot. Accountability, being a leader, being a smarter player. I had a lot of time on my hands to study the game when I wasn't playing it."

It helped that Keith was with him at the time, serving as a sounding board and giver of frank advice, a relationship that goes back to Kristian following Keith around their New Orleans neighborhood. It will continue in the future. They have grieved together after losing grandfather Louis Fulton Jr., who passed away last month from COVID-19 complications. They got to visit with him shortly before that, a blessing amid the craziness of

going through the draft process together.

One of the memorable moments was that conversation with Jay-Z, who addressed the one question Kristian knew he would get from every team that interviewed him.

"The most helpful thing he told me was to just tell the truth," Kristian said of Jay-Z. "Don't try too hard to impress anyone. These teams are gonna research everything about you and know everything. So just be truthful, be yourself, and the right fit will come to you."

The Titans ended up being the team, perhaps later in the draft than if Fulton had never had an issue. And Chafie Fields of Wasserman Media Group ended up being the agent. That's no negative reflection on Jay-Z and his agency, Keith said. It was just a matter of finding a place "with a family-oriented feel, with people who have a vision for after football and will be there for it."

Kristian Fulton knows how fleeting it can be, and how important it is to take ownership of your situation.

"At the end of the day," he said, "we made a business decision."

###

5 THINGS TO KNOW ABOUT NEW TENNESSEE TITANS KICKER STEPHEN GOSTKOWSKI

***BY PRINCE ROBINSON
THE TENNESSEAN
SEPTEMBER 3, 2020***

The Tennessee Titans agreed to terms with 14-year veteran kicker Stephen Gostkowski, the team announced Thursday.

The 36-year-old will reunite with former New England Patriots teammate, and Titans coach, Mike Vrabel.

Gostkowski worked out for the Titans earlier this week. He recently bought a home in the Nashville area.

Here are five things about Gostkowski:

He's a Madison Central grad

In 2002, Gostkowski graduated from Madison Central High School in Madison, Mississippi.

He won four varsity letters each in football and soccer, and three in baseball. He was an all-state honoree in all three sports.

Gostkowski holds the school record for longest field goal, a 55-yard kick.

Former University of Memphis great Stephen Gostkowski attends the Tigers' game against University of Connecticut in East Hartford, Conn., Friday, October 6, 2017.

Memphis roots

Gostkowski received a scholarship to play baseball for Memphis and was a walk-on for the football team. He majored in exercise and sports science.

He finished his college career with a total of 369 points, a school record, and 13th overall in FBS history by converting 70 of 92 field goals and 159 of 165 extra points.

Gostkowski was selected by the Patriots as a fourth-round pick (118th overall) in the 2006 NFL Draft.

Stellar pro career

Gostkowski holds the NFL record for consecutive extra points made with 479. For his career, he's 374-428 (87.4%) on field goal attempts, and he's scored 1,775 points.

His longest field goal was 62 yards, and he's accounted for 523 touchbacks for his career. He is only the second player in NFL history to score 500 points in his first four seasons in the league, and the first to score 1,000 points in his first eight seasons.

He has three Super Bowl rings, all with the Patriots. He is a four-time Pro Bowl selection, two-time first-team All-Pro and one time second-team All-Pro selection.

Gostkowski is a member of the NFL 2010s All-Decade team.

New England Patriots kicker Stephen Gostkowski, right, greets fans following the football teams arrival at Gillette Stadium, Monday, Feb. 4, 2019, in Foxborough, Mass., after defeating the Los Angeles Rams Sunday in NFL Super Bowl 53, in Atlanta, Ga. (AP Photo/Steven Senne)

Consistent pedigree

There are only three players who have played in more playoff games than Gostkowski: Tom Brady, Adam Vinatieri and Jerry Rice.

Gostkowski has played in 204 career games in the NFL and has played in all 16 regular-season games 10 times. He's played in 28 playoff games, as well.

A couple hiccups

Gostkowski missed a couple game-altering kicks in the postseason. He most notably missed an extra-point attempt in the AFC title game loss against the Denver Broncos in January 2016.

He also missed a field goal and an extra point in the Patriots' Super Bowl loss to Philadelphia in February 2018. The Eagles won 41-33.

###

**WHERE WOULD THE
TITANS BE IF THEY CUT
STEPHEN GOSTKOWSKI?
NOT 3-0, FOR SURE**

**BY KYLE TUCKER
THE ATHLETIC
SEPTEMBER 28, 2020**

It seems absurd now to suggest it was even possible, and maybe the franchise never actually considered a move that many fans would've surely supported at the time, but can you imagine if the Tennessee Titans had cut kicker Stephen Gostkowski after his Week 1 debacle in Denver?

Well, yes, of course you can imagine. Just rewind the tape to last season, when the Titans trotted out four kickers who combined to make only 8 of 18 field goals. But none of those guys was a three-time Super Bowl champion or a four-time Pro Bowl pick or the fifth-most accurate field-goal kicker in NFL history, like Gostkowski. Had he been almost anyone else, instead of the typically clutch 15-year veteran who played with Tennessee coach Mike Vrabel in New England, Gostkowski probably would've been toast after missing three field goals and an extra point in his Titans debut.

"Didn't give it much thought," Vrabel said of cutting his old friend.

In an alternate reality where they had, the Titans might be 1-2 right now. Instead, incredibly, Gostkowski has kicked this team across the finish line for the third consecutive week and Tennessee is 3-0 for the first time in a dozen years. His winner from 25 yards in Denver was technically redemption, but no one was especially relieved by that chip shot. His winner from 49 yards last week against Jacksonville was more encouraging, but he also doinked another extra-point attempt. On Sunday in Minnesota, when Gostkowski drilled the last of his six field goals in as many tries, a no-doubter from 55 yards for the lead with 1:48 to go, he was finally, fully redeemed.

The Titans, improbable 31-30 winners over the Vikings, made eight total field goals in 2019, it bears repeating. Gostkowski has now made nine straight since his early meltdown in the mountains, including some boomers: 49, 51, 51, 54 and 55 yards the last two weeks. He's gone from the worst game of his life to looking like the best and most clutch kicker in the NFL again, all in the span of 13 days. This is exactly why Tennessee signed him late in camp, just not exactly how anyone figured it would unfold.

So, what the heck happened?

"Having one week of practice might not be enough to get comfortable" as it turns out, Gostkowski conceded Sunday. What, the last-minute addition of a 36-year-old kicker coming off hip surgery makes for precarious preparation? "Obviously, I was rusty that first game, didn't feel great. Obviously played one of the worst games I've ever played. But the worst thing you can do is try to just change everything. You need to stick with what gets you there."

That includes socks. Or no socks, in his case. When Gostkowski ripped off the shoe and sock on his kicking foot and laced back up sockless in the middle of his nightmare game at Denver, it looked like a potential mental breakdown in progress. It was quite the opposite. He has not worn socks on game day since.

"I practiced all summer without them, and I don't know why I decided to put them on," Gostkowski said. "It's a little bit like baseball: If you do something and you're in a slump, you try something else and get on a roll."

He's rolling all right, and because of it, so is Tennessee. On a day when the Titans had 444 yards but managed only two touchdowns in nine possessions that reached Minnesota's 41-yard line or closer, they needed a guy who missed four kicks on opening night to be powerful and perfect.

"Steve had a day today. Appreciative of that," the always

verbose Vrabel said. "Just doing his job. That's all we ask him to do."

Ho-hum, just another day at the office nailing 6 of 6 field-goal attempts in a white-knuckle comeback attempt on the road. But that's actually the secret — other than the socks — to Gostkowski's success. It's all about reducing those high-pressure situations to the intersection of mundane procedure and muscle memory. With no fans so far, that includes Gostkowski picking a spot high up in the stands that looks dead-center between the pipes and trying to kick it there.

"I just try to follow through my leg and my whole body down that path," he said. "You start seeing a few go in and they're going right where you're aiming, it's easy to walk out there with your head held high and go stroke another one. Don't let the situation get too big for you. You're still just going out there and making a kick."

Gostkowski has a love-hate relationship with his chosen trade, he said, and he definitely hated it after Denver. He said he was embarrassed, disappointed in himself. He was a reluctant hero, even after making the kick that delivered victory. It was relief that night, not pride. But then it was back to practice and the comfort of routine.

Most kickers get cut when they miss four tries in a single game, but Gostkowski isn't most kickers. He has a wisdom and a wealth of experience that Vrabel and the Titans trusted to — pun intended — kick in.

"It's just trying to find the fine line between not getting too high or too low," Gostkowski said. "I'll beat myself up for a few days, and then I'll move on. I just say, 'Screw it, I don't care anymore.' It's not going to do me or the team any good to just cower and just wilt away to nothing. So you just prove to yourself and prove to your teammates that you deserve to be there."

Mission accomplished on that front.

“He’s mentally strong. Kickers have to be in this league,” quarterback Ryan Tannehill said. “We never lost confidence in him. I know every time he steps on the field, I have a lot of confidence he’s going to make the kick.”

###

Gostkowski doesn’t know if he was close to getting canned after Week 1. He doesn’t seem to care. He’s enjoyed a long and successful career, and if today were his last in the NFL, he claims he’d be at peace with it. Not that he’s in a hurry to leave.

“It’s a lot more fun to be an asset than a liability,” he said after Sunday’s victory. “It’s nice not to be up here in an embarrassed state. I had my back up against the wall. It’s emotions and feelings I’ve never had before. To just keep my head down and grind and have some good results the last two weeks definitely means a lot.”

Where would the Titans be without him? They surely shudder at the thought. These have not been three aesthetically pleasing wins to open the season, but they are wins nevertheless — and 3-0 teams have gone on to make the playoffs about 75 percent of the time since 1980. In the AFC South, Tennessee leads Houston by three games, Jacksonville by two and Indianapolis by one. This is a team, and a kicker, who’ve stared down a slew of mistakes and risen above them.

“If you can find a way to win, the feeling is so much better the next day than finding a way to lose,” Gostkowski said. “And then if you’re in that situation again, whether it’s a tight game or you have to make a comeback or make a big play at the end of the game, now you’re like, ‘I’ve been here before. I know this feeling. I have confidence in this situation.’ It’s a snowball effect.”

And that, folks, is why you don’t cut this kicker, even after a four-miss day. He’s been there a bunch, and he delivered again Sunday.

DERRICK HENRY

DERRICK HENRY ON TITANS LEGEND EDDIE GEORGE: “HE IS LIKE A BROTHER TO ME”

**BY JIM WYATT
TITANS ONLINE
SEPTEMBER 13, 2019**

NASHVILLE – Time flies when you’re with Titans legend Eddie George.

Current Titans running back Derrick Henry found that out over the summer on a cross-country flight from Los Angeles to Nashville after the Heisman Trophy winners shot a commercial together.

“Eddie, he is a friend, really more like a big brother to me,” Henry said of George. “That flight from L.A. to Nashville, it was like a 3 ½ hour plane ride. I am not a long plane ride type of guy, but it was great. I enjoyed it. It was great because me and Eddie were in first class and we talked the whole flight, for 3 ½ or 4 hours.

“We talked about everything, and I was able to find out so much more about him. I can talk to Eddie about anything. He really is like a brother to me.”

George, who ran for 10,009 yards while playing from 1996-2003 with the Titans, will have his No.27 retired at halftime of Sunday’s game against the Indianapolis Colts at Nissan Stadium.

Henry, of course, will be busy. The fourth-year running back from Alabama has turned into a real workhorse for the Titans, like George was during his playing days with the team.

Henry said George has never been too busy for him.

In fact, George texted Henry after his big game on Sunday against the Browns, when he scored two touchdowns, including one on a 75-yard touchdown catch.

Henry said George has always been supportive. Last season, if you remember, Henry credited George for lighting a fire under him with a midseason pep talk, which jumpstarted his season. Henry finished last season with 1,059 yards and 12 touchdowns.

“When we talk, he is always positive,” Henry said of George. “He is always giving me knowledge. He takes time to do those things. I definitely appreciate it, because he has a lot of things going on. It is always cool for me.”

Henry said he grew up an Eddie George fan in Yulee, Florida.

Not long after he got to Tennessee, he asked the team’s video staff for some of George’s game film.

“I try to watch him,” Henry said. “But I’ve been watching Eddie since I was a kid. He was big and physical, and he used that to his advantage. He could catch the ball, and he was fast. He was just a nasty player in all aspects of his game. Not many come around like that. The Hall of Fame is just waiting for him to get there.”

On Thursday, George was listed among the 122 modern-era nominees for the Pro Football Hall of Fame’s 2020 class.

In addition to George’s No.27, the Titans will also retire Steve McNair’s No. 9 jersey on Sunday.

“9 and 27,” Henry said. “Those are two legends right there. It’s well-deserved.”

###

DERRICK HENRY

LESSONS TAUGHT BY HIS GRANDMOTHER STILL PUSH DERRICK HENRY TODAY

**BY TURRON DAVENPORT
ESPN.COM
JANUARY 3, 2020**

NASHVILLE, Tenn. -- In his fourth season, Derrick Henry put it all together. The NFL's leading rusher is physically gifted -- at 6-foot-3, 247 pounds, he's bigger than most running backs, yet he has the speed to break a long run -- but that isn't what sets the Tennessee Titans' star apart.

Conditioning, stamina, work ethic - that's why Henry continues to run strong late in games and deep into the season. His 997 second-half rushing yards are the fourth-most in the past 30 seasons, according to the Elias Sports Bureau. Slowing him down will certainly be a priority for the New England Patriots on Saturday (8:15 p.m. ET, CBS).

"It's never going to be perfect, but you're shooting for it," said Henry, who finished the regular season with 1,540 rushing yards. "You're just trying to be the best at what you do. That's just how I always think. Man, you can have all of the talent in the world, but the hard work overrules that. When you work hard, it's definitely going to show. That's why with any athlete, we have struggles, and we have adversity, but as long as you work hard and keep your head down, you will always prevail."

That drive isn't necessarily something Henry was born with. He was taught by his family at a young age.

Derrick Henry's second-half surge

Derrick Henry's 997 second-half rush yards are the fourth-most in the past 30 seasons.

YEAR	PLAYER	YARDS
1998	Jamal Anderson	1,133

1997	Barry Sanders	1,097
2009	Chris Johnson	1,004
2019	Derrick Henry	997
2012	Adrian Peterson	984

Source: Elias

"There's always going to be adversity in life," Henry said. "I saw it growing up."

Henry looks back on his life and sees that his family never gave up when times were hard. That's where his intense work ethic comes from. He flashed a smile when he mentioned his relationship with his grandmother, Gladys Henry, who helped raise him along with his grandfather. She gave him his nickname, "Shocka," because his parents had him when they were young. Henry's dad was the youngest of 14 children.

Growing up, Henry did everything with his grandmother.

"We had a special relationship," Henry said. "I couldn't do anything without her, and she couldn't do anything without me."

His grandfather died in 2000, and then it was up to his grandmother to make ends meet. Her drive to provide was an example for Henry as he worked his way through the football ranks.

"She had to continue to work and provide for us as a family," Henry said. "Watching her get up when she didn't want to, she worked at the Holiday Inn cleaning the hotels, so we had food on our table, clothes on our back and a roof over our head. That's what I will always remember. It's what she instilled in me. Always work hard. Always keep God first. Prayer is powerful. That's what I believe in, and it's what I will one day teach my kids."

Derrick Henry led the NFL in rushing during the regular season, with 1,540 rushing yards. Zach Bolinger/Icon Sportswire

Titans running backs coach Tony Dews said Henry is his own worst critic. Dews said the fourth-year back came to him in the offseason with areas in which he wanted to improve. Dews studied tape of running backs to find ways Henry could improve.

"Derrick is really conscientious about everything," Dews said. "He wants to be the absolute best at everything. He and Dion [Lewis] are very competitive with each other. Dion has done a really solid job over the past couple of years in pass protection, so they share things, and obviously, Derrick doesn't want to be outdone by Dion, so it becomes a competitive thing."

"The biggest thing about Derrick is when he watches himself and sees something he doesn't like, he wants to correct it. I would say that is what motivates him -- watching himself as much as anybody else."

Henry has gotten better as a receiving option out of the backfield. His 18 receptions for 206 yards and two touchdowns during the regular season were close to his receiving numbers from the previous two seasons combined (25 receptions, 235 yards, one TD).

✓ @TDavenport_NFL

Derrick Henry reflected the everyone must improve their game mantra. Feels he has to improve on each and everything. #Titans Tennessee's passing game, fueled by quarterback Ryan Tannehill and rookie wideout A.J. Brown, has been a big part of the Titans' success. But Henry's 549 yards and six touchdowns in December have been arguably as important. His coaches and teammates have the utmost respect for the work Henry puts in during the week.

"The one thing that I tried to figure out a few years ago was that I don't think I have to motivate him," coach Mike Vrabel said.

Added center Ben Jones: "Seeing him in person and how hard he works, he's grinding every day. He

DERRICK HENRY

wants to be the best guy on the field, and you want to block for a guy like him. He's just a physical specimen out there. He's a monster."

Opposing coaches have noticed, too. Despite the sore hamstring, Henry gained 103 yards on 18 carries and scored two touchdowns last month in a pivotal victory over the Oakland Raiders.

"This man will not get tired," Raiders coach Jon Gruden said via conference call. "He won't do it. I'd like to see the GPS numbers on this guy. I mean, he can run fast for a long time. He can run hard for a long time. There's no tag-team wrestling. He doesn't have to reach over and get another back to get him out of there. He can go and go hard. He's a great back with incredible stamina. The more you give it to him, the longer the game goes, the better he plays. He reminds me of Eddie George that way."

It's not just self-reflection and hard work that get Henry hyped before he takes the field. Music plays a role, too. He listens to a song by Meek Mill called "King" before every game, something that has become a tradition for him. The title of the song fits Henry, who goes by the name "KingHenry_2" on Twitter and "last_king_2" on Instagram.

The name of the song also fits the king's ransom Henry is likely to receive after his contract expires after this season.

"I ain't worried about that," Henry said to a reporter in May about money. "Next question. No concern for me. This is football. I fell in love with it before the money. I love this game."

###

DERRICK HENRY

AS DERRICK HENRY RUNS PAST AND THROUGH OPPONENTS, IT BEGS THE QUESTION: ARE WE SEEING THE MAKINGS OF AN ALL-TIME GREAT?

BY JOHN GLENNON
THE ATHLETIC
JANUARY 15, 2020

When the Titans lined up on third-and-1 at their own 28 midway through the third quarter last Saturday, Baltimore's M&T Bank Stadium rocked in anticipation.

The Ravens, trailing just 14-6 at the time, stood one big stop away from seizing momentum in the divisional playoff games.

That's when Titans running back Derrick Henry took a hand-off, flattened 260-pound linebacker Matthew Judon two yards behind the line of scrimmage, swerved past cornerback Brandon Carr and roared 66 yards down the field, finally getting hauled down at the 6-yard line. The crowd fell silent. The Titans scored a touchdown three plays later. The Ravens never threatened again.

Henry's run, his biggest on a night when he carried 30 times for 195 yards, was the latest example of dominance for a back whose exploits are fast becoming the stuff of legend.

Seriously.

When Henry finished off the 2018 season with a four-game run of 87 carries for 585 yards and seven touchdowns, it was impressive. Very impressive. But what he has done during the 2019 season, especially over the last couple of months, is sheer madness.

According to the NFL Network, Henry's total of 1,273 rushing yards in the past eight games is the best for any back in an eight-game span in the history of the league.

Which gives rise to at least one question: Are we watching

something truly unique unfold before us in the 6-3, 247-pound Henry, who is both powerful enough to lead the NFL in yards after contact this season and fast enough to have scored the most touchdowns of 65-plus yards (seven) over the past three years?

Sure, Henry's career is just four seasons old, and — incredible as it seems now — he started just three games in his first two years. But he just became the first player in the Super Bowl era to top 180 yards in three straight games, and — even more impressive — his career yards-per-carry average of 4.8 now leads all active NFL running backs. Is it possible we could be witnessing the early to middle stages of one of the league's all-time greats?

"I definitely believe that," says NFL on CBS analyst Trent Green, a quarterback for 15 years in the league. "Those numbers you're talking about, those are historic-type numbers. When you think about the history of the league, you're talking about guys like Jim Brown or Walter Payton or Barry Sanders or Thurman Thomas, Emmitt Smith, guys like that. That's some pretty impressive stuff."

This is Earl Campbell-esque

It's Henry's combination of power, size and speed that makes him such a rarity, so fascinating to watch.

His speed is perhaps the most surprising element, since he looks more like an outside linebacker than he does a running back. But when Ravens cornerback Marcus Peters tackled Henry just short of the goal line on his 66-yard jaunt last Saturday, it marked one of the few times we've seen Henry get caught from behind on a longer run. Henry leads the league in 60-plus yard runs (6) over the past four seasons, ranks second in 50-plus yard runs (8) and is tied for second in 40-plus yard runs (8).

* BREAKAWAY BIG BACK

Player	Team	Size	+	60
runs				+ 60 TDs

Derrick Henry	Titans	6-3, 247
6	5	
Saquon Barkley	Giants	6-0, 233
5	4	
Leonard Fournette	Jaguars	
6-0, 228	5	2
Isaiah Crowell	Raiders	5-11, 225
4	3	

* Since 2016 including regular season and postseason

Those aren't traditional "big-back" numbers.

"I played with Eric Dickerson, and he had world-class speed, but that's what (Henry) has, too," says the NFL Network's Brian Baldinger, who spent 11 years in the league as an offensive lineman. "It's not like the explosive speed of some backs. It's a slow build. But by the time he gets 10 yards down the field, and he starts opening up that stride ... that's when he basically separates himself. That's basically how he won the rushing title, based off a lot of long runs that chewed up a lot of long yardage."

As for the power, one can measure it in a couple of ways: Numerically, Henry led the league in yards after contact, posting 1,268 of his 1,540 yards (more than 80 percent) after first contact, per Pro Football Focus. Visually, just rewatch his 66-yard run against the Ravens, when Henry hammers Judon to the ground with a shoulder before taking off toward the end zone. That was his 14th attempt of the game, on a night he'd wind up carrying the ball 30 times for 195 yards.

"Derrick's durability — his ability to eat carries, then come back the next week and eat carries, then come back the next week and eat carries, I mean, this is Earl Campbell-esque," says Charles Davis, football analyst for FOX NFL and the NFL Network. "This is what Earl did his entire career until his body just couldn't take it anymore."

Then there's the Henry wild card: the stiff arm. It was on full display

DERRICK HENRY

against the Ravens when he spun Baltimore safety Earl Thomas — the same Earl Thomas who questioned the Patriots’ desire to tackle Henry the previous week — around with a pair of lefthanders on a key 27-yard pick-up. But it was even more memorable last season, when Henry delivered a handful of righthanders en route to a legendary 99-yard touchdown run against Jacksonville.

“Physically, he’s just literally different than everybody else,” Baldinger says. “You can’t get to his body. With that stiff-arm and the way he runs ... guys are trying to get to his body, but when he puts his arm out, you physically can’t get to his legs or mid-section.”

Added Green: “With his size, he’s so much bigger than the average defensive back. It’s like the big kid and little kid on the playground. He puts his hands out and you can’t get to him.”

Who’s Henry like?

So who are the best NFL stars — of today or yesteryear — when it comes to evaluating Henry’s talent?

A couple of names came to mind for Davis. In terms of power, Davis recalled Kansas City’s former hulk of a running back, 6-1 and 253-pound Christian Okoye (1987-92), known as “the Nigerian nightmare” in reference to his native country. But Henry’s all-round talent also pointed to Campbell, the 5-11, 232-pound battering ram and former Houston Oilers’ star. He’s in the Pro Football Hall of Fame after piling up more than 9,400 rushing yards in just eight seasons.

“This run (Henry’s) on right now, he’s Earl Campbell with a little less speed,” Davis says. “Earl Campbell could flat-out go, but everything else, you’re seeing very similar things, like people deciding whether they really want to tackle this guy or not. That was Earl. I think Earl could get to the perimeter and turn upfield and lead you a little better than Derrick Henry. But we’re kind of quibbling a little on that one.”

Baldinger again referenced his former Indianapolis teammate, the 6-3, 220-pound Dickerson, as a comparison in at least one category. On his way to the Pro Football Hall of Fame, Dickerson racked up nearly 3,000 carries — posting more than 300 attempts in five seasons. Henry carried 303 times during the regular season this year, and has since added 64 carries in two playoff contests.

“(Dickerson) could give you 30 carries a game and not look tired, just the way Derrick does,” Baldinger says. “From that standpoint, there are very few backs that have the physical make-up that can take the pounding, deliver the pounding, have all those carries and never get worn down.

“Emmitt Smith was another one of those backs. But we just don’t see backs that can deliver that punishment and handle the punishment for a long time now.”

* POWER AND PRODUCTION

Player	Team	Attempts	Yards	YPC
Derrick Henry	Titans	804	3,833	4.8
Adrian Peterson	Redskins		3,036	14,216 4.7
Ezekiel Elliott	Cowboys		1,169	5,405 4.6
Mark Ingram	Ravens	1,523	7,025	4.6
LeSean McCoy	Chiefs	2,447	11,071	4.5

* Leader in yards per carry among active RBs with at least 750 carries

But both Baldinger and Green tossed out one name for comparison — Eddie George — that’s very familiar to Titans fans. The 6-3, 235-pound George hammered and thumped his way to 10,441 yards in nine seasons (1996-2004), eight with the Oilers/Titans.

“I remember watching Eddie at Ohio State and seeing the power and speed, and thinking there’s no way (George) could continue that style of running in the NFL,” Green says. “But he did. You remember those classic battles between he and the Ravens’ defense. Those were some of the most physical football games I can remember watching. But he also had the ability to take it the distance.”

The numbers show Henry is more of a breakaway threat, though, as George only posted four career runs of 40-or-more yards, just one after his rookie season.

“Eddie had a great career and he was a great runner,” Baldinger says. “That’s a good comp, but Eddie didn’t have the speed, the breakaway speed, that Derrick does. Derrick’s ahead of Eddie there.”

So who comes to mind for you when it comes to Henry’s mix of power, speed and production? Some other names that should perhaps be in consideration — players who combined power and speed in their game — include Adrian Peterson, Marshawn Lynch, Bo Jackson, Jerome Bettis, Jamal Lewis and Corey Dillon.

Then again, perhaps Henry is well on his way to carving out his own name and identity. On Saturday, he’ll be shooting for his fourth career playoff game with 150 or more rushing yards, which would tie Terrell Davis for the most in the NFL’s Super Bowl era.

Not bad for a second-round pick who had a total of four 100-yard games in his first three seasons in the NFL.

“I’ll be interested in seeing how it all comes down for him as we go down the road,” Davis says. “But boy, it’s fun to watch since I don’t have to tackle him.”

###

DERRICK HENRY

DERRICK HENRY'S MASSIVE SUCCESS HAS COME THANKS TO GROWTH AND HUMILITY

**BY LUKE WORSHAM
ATOZSPORTS.COM
JANUARY 17, 2020**

Derrick Henry is an invaluable asset to the Tennessee Titans. He's been the primary driving force behind the team's impressive run to the AFC Championship.

His success is all the more impressive when you take a second to remember that Henry's NFL career hasn't always been blue skies and rainbows.

It was just last September when Henry evaluated his performance to start the 2018 season by saying, "It's been trash play, and it's unacceptable as far as me and my position." January of 2018 saw Henry criticize himself for being "soft" in his first career start.

The Titans' behemoth running back has come a long way over the last few seasons—trekking a journey of growth that required selflessness and plenty of looks in the mirror.

BEGINNING AS A BACKUP

It was on the heels of a trade for Pro Bowl RB DeMarco Murray that the Titans drafted Henry in the second round of the 2016 NFL Draft. The Alabama product took a backseat to Murray, who led the AFC in rushing during Henry's rookie season.

Henry did get plenty of opportunities, despite Murray being firmly entrenched ahead of him on the depth chart. The Titans ran the ball a lot that year, so Henry saw 110 carries, and he racked up over 500 yards from scrimmage.

The future looked bright for Henry, especially since Murray was nearing the age of 30—often a death sentence for a running back's career.

YEAR-TWO WOES

However, in 2017, it was Henry who declined.

Murray struggled with injuries throughout the season, which gave Henry a good amount of opportunities. He was not able to take advantage.

In nine games out of the eighteen the Titans played in the 2017 season, Henry's yards-per-carry average was fewer than 3.25. In six of those games, his average was fewer than 2.5.

Henry made his first-career start in Week 17 and posted a major dud, carrying the ball 28 times in the game and posting a mere 51 rushing yards. That gave him a pitiful average of 1.82 yards per carry.

It was after that game that Henry made the aforementioned comment about being "soft."

"I didn't run like myself," he added. "I wasn't really happy."

Henry rebounded the next week in the Titans' playoff win over the Chiefs, showing glimpses of his abilities in an impressive performance.

Just one week later, though, against the Patriots, "soft" Henry was back. In that game, he carried the ball 12 times for just 28 yards, a 2.33 YPC average.

BLOWING HIS OPPORTUNITY

The following offseason, Murray retired, paving the way for Henry to be the Titans starter.

When the team signed veteran RB Dion Lewis to a pricey contract in free agency, it was clear that his role would be as a compliment, not as competition, to Henry.

In his new role as the Titans' undisputed bell-cow, Henry continued to struggle.

Instead of plowing forward with the football, he often was too patient. If there wasn't a clearly visible hole between the tackles, he would resort to bouncing the play outside, often

leading to him being pushed out of bounds by a cornerback.

He looked almost as if he is trying to defend himself against being tackled, rather than trying to be the aggressor that he now has the reputation of being.

Henry surpassed 3.2 yards per carry just once in the Titans' first seven games of the 2018 season. As he continued to struggle, he saw fewer opportunities.

Lewis' role increased, and the Titans even resorted to getting career-reserve player David Fluellen involved.

Simply put: Henry's third season was going about as poorly as could have been imagined.

"It's been trash play, and it's unacceptable as far as me and my position," Henry told the Titans' official website at the end of September.

"The position I play, I have to be more physical, and I have to make more explosive runs. I have to help this offense in a big way that I've always talked about that I want to do."

GETTING IT FIXED

That's when Henry had his famed-telephone conversation with legendary Titans running back and Heisman-winner Eddie George, who gave Henry some hard truths.

"He shot me straight," Henry said, via ESPN. "It was what I needed to hear. He told me I needed to be more physical and finish runs, make the defense pay. He told me I could play better, and I wasn't playing to my potential. It gave me a different outlook."

Just a few weeks later, Henry posted one of the greatest single-game performances by a running back in NFL history. That's far from hyperbole.

The once replacement-level back carried the ball 17 times for 238

DERRICK HENRY

yards and four touchdowns, including his now-iconic 99-yarder.

“I had a front-row seat to it, it was pretty awesome,” QB Marcus Mariota said after the game. “It’s hard to put it into words. I think he is more than deserving of it, he was kind of due for one of those. Some of those runs were pretty incredible.”

Since then, Henry has been one of the NFL’s premier backs. He’s become a living, breathing tour de force for the Titans offense.

“He’s able to, I would say, run multiple schemes, whether it be gap schemes, zone schemes, wide zone,” Vrabel said. “That’s something I feel like he’s improved at.”

“He’s learned to run behind his pads,” George said. “The game has slowed down for him.”

WHERE HENRY IS NOW

Henry once struggled to be more efficient than his backups. Now, he’s putting up ridiculous stat totals and, along with help from QB Ryan Tannehill, he has carried the Titans to the AFC Championship.

He’s run for over 180 yards in back-to-back playoff games, he ran for more yards against a Bill Belichick-coached Patriots team than anyone ever has in the postseason and his 1,273 rushing yards over his last eight games are the most in a stretch of that length in NFL history.

To get from where Henry was to where he is now, it took more than just a phone call on with George. It took character.

Luckily for the Titans, Henry has plenty of that. He is extraordinarily selfless, self-critical, and he always puts his teammates first.

If he shows excitement because of his individual success, it’s only because of the fact that it helps the team as a whole.

Those same attitudes applied during Henry’s struggles.

“I look at it as adversity. Everybody has adversity in their life, and I’ve had plenty of adversity within this sport. I just had to look at myself in the mirror and, you know, be a man about it and just overcome it.”

By any estimation, Henry did indeed handle his adversity like a man. As a result, he’s the man that no NFL defense wants to see as the postseason concludes.

###

TRAINING DERRICK HENRY: AN INSIDE LOOK AT THE RUSHING CHAMPION'S INTENSE WORK-OUT REGIMEN

**BY JOHN GLENNON
BROADWAY SPORTS
MEDIA
AUGUST 19, 2020**

Only a few moments after the Titans trudged off the field following their season-ending playoff loss to Kansas City, Melvin Sanders' cellphone began buzzing.

The Dallas-based professional trainer looked at it first in disbelief, then realized he probably shouldn't be so shocked after all.

On the other end of the line was Titans running back Derrick Henry, who was FaceTiming Sanders from the locker room in Arrowhead Stadium. Henry's message to Sanders, delivered with the sights and sounds of frustrated Titans teammates in the background, was succinct and simple:

"He just said, 'It's time to get back to work,'" Sanders said. "I said, 'Dude, you just finished the season. Let your body recover first.' But he didn't want to hear any of that. I'm just like, 'You know what? This kid's different.'"

Said Henry by way of explanation: "After that game, I was definitely motivated, so I was just ready to get back at it. That's what I like about Melvin. Anytime I hit him, he's ready to work. That's the type of mindset he has – me and him both."

"He's just a freak, really ... To be that good and still work that hard, it goes without saying, is unreal."

Melvin Sanders on Derrick Henry

The post-playoff loss phone call was but another example of a strong player-trainer bond that started to form more than three years ago, a relationship that's since proven very beneficial to both Henry – and by extension – the Titans.

But Sanders' offseason training skills – combined with Henry's insatiable appetite for work – have helped to craft a truly spectacular physical specimen. Want some visual evidence? Check out some of the eye-opening Internet clips featuring Henry's work with Sanders, a former NBA player who's now the Founder/Director of SandersFit Performance Center in Dallas.

In one, Henry, the NFL's leading rusher last season, alternates between lifting almost 500 pounds on a trap bar and making dynamic box leaps to the top of a 42-inch platform. In another, a shirtless Henry is charging up a Dallas hill repeatedly, beginning the ascent with quick-footwork drills and then turning to catch a medicine ball a few steps later. Did we mention Henry can bench-press close to 400 pounds? And that he squats more than 500 pounds?

"He's just a freak, really," Sanders said. "But honestly, I think it's a mental-first thing with him. He's got such a strong mental capacity to be pushed. Physically, his legs are super strong, obviously. His upper body is strong. I can't pick one thing where I'd say, 'Hey, he needs to work on this.' I give him a hard time and tell him he's slow, but he's fast as hell. I just have to give him a hard time about something because he does everything so well in the weight room."

Henry is every bit as complimentary toward Sanders, who trains a number of professional athletes including Dallas Cowboys quarterback Dak Prescott and running back Ezekiel Elliott. The Titans running back met Sanders prior to his second season in Tennessee, during an offseason trip to Dallas. Henry's girlfriend had friends who recommended Sanders' facility, and after just one workout there, Henry said "the rest was history," as he's been going there ever since during the offseason.

Henry appreciates the fact that Sanders, a fellow pro, understands

what he's looking for in terms of a long, durable and productive career. The 26 year-old Henry also likes the way the 39 year-old Sanders motivates him, refusing to let complacency set in despite the Pro Bowlers's physical feats on the football field.

"Melvin is like a big brother," Henry said. "I love him because he always pushes me. There's never a limit with him. It's always above and beyond, always working. Even on days where I might be like, 'Man, I don't want to go today,' he pushes me.

"And he works out hard as well. So you've got to try to outwork him and what he's doing. I just love the intensity he brings every day, him pushing me and everybody in that gym."

In truth, of course, Henry doesn't need much in the way of pushing. Sanders calls Henry a one-percenter, which he defines as "a person that brings it every day, challenges himself to get better without anyone having to push him." The relentless pursuit of perfection and the desire to be the greatest, Sanders said, is the best way to describe Henry's offseason mindset.

"I've got to do these for my stiff-arms, when I push people off me."

-Derrick Henry

If anything, Sanders has to be careful not to let Henry overwork himself during the offseason, especially after seasons like 2019, when the fourth-year running back led the NFL with 303 regular-season rushing attempts. Henry took his share of lumps and bumps, gaining 1,268 of his 1,539 yards after contact, per Pro Football Focus.

So for the first few weeks, Sanders concentrates on flexibility and mobility work, which involves all types of stretching – dynamic, active and static. Light strength training – higher reps and lower weight – comes in the next phase, followed at last by heavier weights,

DERRICK HENRY

when Henry starts doing things like sled pushes and dead lifts. He eventually tapers his workout back down as training camp nears.

Running the hills? That's just an added bit of fun.

"You don't see many guys out there running those hills, but Derrick loves it," Sanders said. "To be that good and still work that hard, it goes without saying, is unreal. But the uphill work is just something that builds more speed and more power.

"A lot of times you hear guys talk about guys talk about running downhill, right? Derrick seems like he's constantly uphill because he's constantly pushing people off. So we work a lot of that kind of thing in there, keeping it fun and letting him know, 'Hey, we do pay attention to what you do on the field.'"

Henry visits his workout facility five or six times per week, said Sanders, compared to three or four times per week for many of the other elite athletes. Vacations? Henry doesn't take many, preferring to stick with Sanders and the strict workout schedule.

"I think me just working with (Sanders) and him wanting me to get better (is why I'm such a regular)," Henry said. "It's me seeing him want me to get better and be the best that I can be. It really motivates me and I just love being motivated, love staying in shape, love working out. When I'm not, it bothers me, and I think he's the same way.

"That's just a mindset me and him have. Don't take too many off days if you don't have to. Just keep working and getting better."

Sanders said he gets a chuckle out of the way Henry finishes up a lot of the offseason workouts.

No how matter how intense the exercises, no matter how much weight has been lifted, Henry often manages to find enough strength to power through a few sets of shoulder shrugs at the end. Why add

more to the plate, Sanders asked Henry?

"He told me, 'I've got to do these for my stiff-arms, when I push people off me,'" Sanders said. "I was like, 'Well, I can't argue that. You go do as many shoulder shrugs as you want.'"

###

DERRICK HENRY

'THEY DON'T HAVE A CHANCE': WHY DERRICK HENRY'S STIFF-ARM IS SO EFFECTIVE FOR TITANS

**BY TURRON DAVENPORT
ESPN**

SEPTEMBER 18, 2020

NASHVILLE, Tenn. -- Derrick Henry takes a bully approach to running the ball. When he's on the field, he's like Deebo from the movie "Friday" -- terrorizing anyone who crosses his path.

"My aiming point is the head because I want to be disrespectful," the Tennessee Titans running back said. "I want to throw them to the ground. If you get them good on the head and push them down, they don't have a chance."

Most of Henry's explosive runs include one common denominator: the stiff-arm. Henry's rare blend of size (6-foot-3, 247 pounds), speed and strength make life difficult for opposing defenses.

"He's like a defensive end playing running back," former Titans running back Chris Johnson said. "He's so big and his arms are so long, it's hard to get into his body and get a good tackle on him. I don't think a lot of people understand how hard it is to tackle a guy that has a good stiff-arm."

Derrick Henry stiff-armed A.J. Bouye and other Jaguars on his historic 99-yard run.

Using the stiff-arm came naturally to Henry because of his long arms. It was one of the ways Henry first started breaking tackles when he played Pop Warner football.

The stiff-arm remained in Henry's toolbox as he worked his way up the ranks through Yulee High School, then to the University of Alabama, where he won the Heisman Trophy -- which fittingly includes a statue of former pro running back Ed Smith using a stiff-arm.

Henry had decent numbers during his first two NFL seasons, but he became a bona fide punisher during the 2018 season after a meeting with former Titans great Eddie George, who implored him to "impose his will" on defenders.

"When I talked to Eddie, it was mind over matter. It's either going to be you or me and it ain't going to be me," Henry said of his conversation with George.

Henry responded by rushing for 625 yards in December 2018, two months after talking to George. His record-tying 99-yard run in Week 14 against the Jacksonville Jaguars featured at least four stiff-arms and a close call with teammate Corey Davis, who was trying to get a downfield block on the play.

"He was about to stiff-arm me! Derrick was in attack mode," Davis said.

The franchise-record 238 rushing yards Henry gained against the Jaguars put him on the map as one of the hardest players to bring down. Now Henry's stiff-arm is known across the NFL, with defensive players strategizing how to overcome it.

"Definitely one of the best, if not the best, in the league," Denver Broncos safety Justin Simmons said of Henry. "He's such a big guy so when you get out into open space, he's athletic enough to just kind of leap over you or use his long arms. He's able to extend his arm before you can even make contact with his body. It's tough.

The Titans use a helmet on a stick during individual periods in practice to help Henry practice his stiff-arm while Vrabel tries to punch the ball out.

"The best way to defend it is to get multiple guys to the football, trying to eliminate as many one-on-ones as you can, try and meet him in the hole before he kind of gets a head of steam and can break out to the second level."

Indianapolis Colts linebacker Darius Leonard has to face Henry twice a year, so he's no stranger to the 2019 NFL rushing king's stiff-arm.

"You gotta prep yourself mentally and physically to say how you're going to attack him and get him down," Leonard said. "You have to be smart. You know he has a nasty stiff-arm. If he has an angle to the sideline, I know he's gonna hit me with a stiff-arm so I get ready to try to break the stiff-arm down then squeeze, wrap and roll."

Of all the stiff-arms Henry has dished out, his favorite came in Tennessee's 28-12 divisional playoff win over the Baltimore Ravens last season, when Henry stonewalled safety Earl Thomas twice on a 27-yard run. The Titans like to utilize stretch plays to get Henry into the alley where he can use his long arms to ward off linebackers and defensive backs as he squares his numbers up and gets downhill.

It's a sound strategy, but it doesn't work every time. When asked who's the toughest player to stiff-arm, Henry mentioned a former division rival-turned-teammate.

"I tried to do it on [Jadeveon] Clowney once. He's long and he's lengthy, so that didn't really work on him," Henry said.

Titans coach Mike Vrabel was watching clips of a Titans game against the Dallas Cowboys and noticed defensive players started to go low on Henry to avoid his stiff-arm. Vrabel decided it was time to add a new wrinkle to practice, a helmet on a stick.

"It was something that I had seen on TV," Vrabel said of the helmet on a stick used in drills. "I said, 'Hey we should probably get a couple of these.' It's similar to maybe a defensive player being cut blocked by an offensive player, that if you don't take your eyes and your hands down to the target, they're going to get into your legs, so you really have to focus on that helmet area. That's

DERRICK HENRY

where we saw people attacking Derrick [Henry] and try to tackle him that way."

This year, they are working on another addition in which Henry fakes a stiff-arm to get the defender off balance, then he recoils and strikes him to the ground.

Added Henry, "I love using a stiff-arm, so they brought that [helmet on a stick] in to help me practice throughout the week. This is what it's all about, getting better at the things that I'm good at."

###

DERRICK HENRY

DERRICK HENRY'S THROWBACK NATURE MAKES HIM UNIQUELY GREAT | ESTES

**BY GENTRY ESTES
THE TENNESSEAN
OCTOBER 18, 2020**

Derrick Henry is a generational talent who happened to be born into the wrong generation.

He could have given Jim Brown a run. He'd have been perfectly suited for the 1980s and those big, impossibly fast running backs like Eric Dickerson, Herschel Walker and Bo Jackson.

Such comparisons are lofty, yet they're looking more appropriate each week.

What we're witnessing from Henry is so rare as to suggest greatness, the kind that gets immortalized on NFL highlights and turns pretty good teams into great ones. Sunday's thrilling 42-36 overtime win over the Texans at Nissan Stadium – after which Titans coach Mike Vrabel appropriately said Henry took over the game and put the team on his back – was just another example of what was already on minds:

“To be honest,” receiver A.J. Brown said, “Derrick is very special.”

Whether Henry is the NFL's best running back or not is debatable. What is not is that there's no one like him.

Henry isn't the future of football, though. He is its past. It's like he just stepped out of a time machine, determined to prove those great NFL backs of yesteryear would be just as impactful now.

He's a throwback in every sense of the word, hard-working, physically dominant on the field and refreshingly humble off it.

After 212 rushing yards and so much on-field heroism Sunday – especially the 94-yard touchdown just as the game was slipping away

– Henry walked into a press conference and explained that play as follows: “We scored,” going on to stress that it was great blocking that made it happen.

“I'm praising my teammates,” Henry said. “Those guys are incredible. Other guys make plays. Wasn't me. I just had to go out there and do my job.”

Henry repeatedly praised backup Jeremy McNichols: “He don't show up in the stats that much, but he does a great job for us.” Henry was asked about quarterback Ryan Tannehill as an MVP candidate and lit up: “M-V-P! Let's start the campaign right now.”

Not every superstar in the NFL is a prima donna, but there are enough of them to make you admire the way King Henry always tries to sound and how hard he has worked to get to this point in his career.

Teammates have to love that about him. They marvel at Henry's ability, yes, but “when you get over here and meet the guy, get to know him, I think I became one of his biggest fans,” said recently signed linebacker Jadeveon Clowney.

Only in an era like this one, which undervalues running backs and overthinks itself into third-down specialists, could someone like Henry – Heisman Trophy in hand – ever have fallen into the second round of the 2016 draft. Just think: Linebacker Kamalei Correa, whom the Titans barely used and just traded to the Jaguars to swap a seventh-round pick for a sixth-round pick, was drafted three picks ahead of Henry.

Only in the current football climate could the Titans, after drafting Henry, need years to figure out what they had. They spent millions of dollars and many snaps on Dion Lewis before finally realizing good things usually happen when you keep giving the football to No. 22 and stay committed to it. Once that sunk in for good, a middling team nearly reached the Super Bowl – and has started this season 5-0.

Only in present times, though, could conventional football wisdom still disagree with Henry receiving a pricey, long-term contract this past offseason. The Titans were reluctant. They'd used the franchise tag. Henry probably would have played under it, too, had he not agreed to a hometown discount, so to speak, and a team-friendly deal.

Henry's willingness to do that, I believe, can be tied to something he said Sunday when asked about his humility and reluctance to brag about himself.

“Because it can be here today and gone tomorrow,” Henry said. “I'm tremendously blessed. God has blessed me tremendously, me and my family, so I'm appreciative every day I get to wake up and live my dream. A lot of guys don't get an opportunity like this.”

This season, Tannehill cost the Titans about \$22.5 million against the salary cap. The price tag for Clowney and Vic Beasley collectively was about the same as Tannehill, and those two pass-rushers don't yet have a Titans sack between them.

So that \$6 million for Henry – it'll increase the next three years – looks like quite a bargain, huh?

It might end up being the best money the team has ever spent.

###

WALK OFF KING: TITANS RB DERRICK HENRY DELIVERS ONCE AGAIN WITH GAME-WINNING TD

BY JIM WYATT
TENNESSEE TITANS
NOVEMBER 22, 2020

BALTIMORE – Leading up to Sunday's game against the Ravens, Titans head coach Mike Vrabel compared the pack of teams jockeying for AFC playoff spots to a horse race.

As is usually the case, Vrabel said a lot of teams are bunched up, and now it's time to find out which teams are going to break away from the pack.

Enter Titans running back Derrick Henry, who broke free from the pack to score on a 29-yard touchdown run in Tennessee's 30-24 overtime win over the Ravens.

"I think that is a great analogy," Vrabel said after the game, when asked about Henry's run, and his own analogy from earlier in the week. "You could just kind of tell, as that game went into the fourth quarter, I think we were wearing on them offensively. ... You could just tell [the Ravens] body language on the sideline and also on the field, I felt like we were going to be able to break through. I didn't know it was going to look like that. Bottled up on the front side and everybody stayed on their guy and finished, and Derrick was able to cut back."

Henry ran for 133 yards on 28 carries on Sunday, and he now has 1,079 yards on the season.

Henry took over the game late, just as receiver A.J. Brown predicted. It also reminded everyone of the way Henry took over last year's playoff game win at Baltimore.

"I had told Derrick going into overtime we needed a 99-yard [run]," Brown said with a smile. "I told him go and get the game over with. We knew it was coming. We knew it was coming. He just needed

an opportunity. Like I told him, 'Go win the game right now, already.' I told him actually, 'You're taking too long.'"

So, what did Henry do in the process on Sunday?

-He notched his 19th career 100-yard rushing game (including regular season and playoffs) and his sixth 100-yard rushing game of 2020.

-He notched his second "walk-off" overtime touchdown run of the season, counting the team's win vs the Texans earlier in the year, and only the third in franchise history. The franchise's only other game-winning overtime touchdown run came on Vince Young's 39-yard run at Houston in 2006.

-He went over the 1,000-yard mark for the third consecutive season, becoming the fourth player in franchise history to accomplish the feat, along with Earl Campbell (1978-1981), Eddie George (1996-2000) and Chris Johnson (2008-2013).

-He improved his career total to 50 touchdowns (rushing and receiving), becoming the fifth player in franchise history to score at least 50 career touchdowns of any kind. The only other franchise players to do so are George (74), Campbell (73), Johnson (58) and Charlie Hennigan (51).

"We were just focused on putting everything together, play our style of football, play how we want to play in all three phases," Henry said after the game. "And no matter how the game is going, find a way to win, and I think that's what we did."

"I try to do anything I can with the ball in my hands," Henry added. "I was able to get in the end zone ... The guys did a great job blocking, and it wouldn't have happened without the o-line, and receivers, tight ends, everyone blocking. I just had to go out there and do my job to help my team win, and I'm glad we got a W today against a great team."

###

DERRICK HENRY

REXRODE: TITANS ARE CHASING DERRICK HENRY HISTORY, NOT JUST THE AFC SOUTH

**BY JOE REXRODE
THE ATHLETIC
DECEMBER 13, 2020**

Think of how many times the 2020 Tennessee Titans defense has ripped yards away from Derrick Henry by being bad.

He was finally getting rolling against the Steelers, up to 75 yards after a 1-yard touchdown to cut their lead to 27-24 with 10:15 left. The Steelers then took eight minutes off the clock and he never got another carry.

He could have named his number against the Bengals, but the Titans were so shredded by Joe Burrow in front of a practice-squad offensive line, Henry had to settle for 18 carries and 112 yards.

He was into a second-half rhythm in the first meeting with Indy, but then it all blew up on the Titans (special teams gets primary credit, then the defense). He had 60 yards on 15 carries against the Browns last week, in a game that saw his team trailing 38-7 at halftime.

So now that defense takes would-be Henry production off the board by being too good. Or by playing against a team so bad, he gets the last 10 minutes off on a day that realistically could have seen him break the single-game NFL rushing record.

This is how a blowout over a hated rival to stay in first place and a monster day for Henry can be frustrating for Titans fans. But they should still enjoy the 31-10 trouncing of the Jacksonville Jaguars to improve to 9-4 — the Titans' best 13-game record since their 13-3 season of 2008 — and the ridiculous run their fifth-year superstar running back is on.

"It's really cool to be a part of what he's doing," Titans right tackle

Dennis Kelly said after the Titans stayed in first place, by tiebreaker, over Indianapolis with the Colts improving to 9-4 at Las Vegas.

Henry carried the ball 26 times for 215 yards and two touchdowns, giving him an NFL-record four career games with 200 yards and two touchdowns. Jim Brown, Barry Sanders and LaDainian Tomlinson all finished their careers with three. And yes, Henry could have carved up the Jags for another 82 yards to break Adrian Peterson's single-game rushing record of 296, set in 2007. He could have been the first to 300.

He could be on the doorstep of 2,000 yards right now, with three games to go and one of the great single-season records in sports — Eric Dickerson's 2,105 rushing yards, set in 1984 for the Los Angeles Rams — well within grasp.

As it stands, don't completely rule that out yet. It's a long shot. Henry is now at 1,532 yards on the season, eight away from the career high he achieved in 2019, which was his first full season as the Titans' primary back. He's also 180 yards up on Minnesota's Dalvin Cook in the race to become the NFL's first back-to-back rushing leader since Tomlinson in 2006-07, by the way, and the fact that's a "by the way" should tell you something.

The guy is doing things special enough for everyone around the league to stop and take a look and for Titans fans to remember this season no matter how it ends up for the team. He's going to resist all this talk — the 2015 Heisman Trophy winner at Alabama has come off as genuinely team-oriented from the time he arrived as a second-round pick in 2016 — and he did again Sunday. But this is one of the NFL's top individual stories of the rest of the regular season.

"If we could go 4-0 these last (four) weeks I'd be most happy," Henry said after the first of four, with one win needed to advance the Titans past their streak of four straight 9-7 seasons. "Like I said earlier this

week, I don't care about stats. Last week I was really pissed off about the way I played (against Cleveland), thought I played poorly and I didn't do my job to help my team, so I'm still pissed off about last week. I just want to do my job to help my team and do anything I can to help us win. Stats really don't matter."

Good outlook for a player. Doesn't mean the rest of us have to look at it that way. And by the way, Henry's teammates lobbied with Mike Vrabel to let him come back on the field and hit the 200-yard mark Sunday, which he did by ripping off a 20-yard run early in the fourth. Then he was done.

"Love my teammates," Henry said.

"I gave him one opportunity, he took advantage of it," Vrabel said of Henry. "He is about the team and cares about the team."

Yes, this is not disputed. Vrabel is hyper-focused on team over individual, rarely indulges questions on individual performance, and was right to hand it over to Jeremy McNichols for most of the fourth quarter with a big lead and no need to risk injury to his best player. Now, it should have been Henry or Ryan Tannehill (19-for-24, 212 yards, two touchdowns) asked to make a play in the first half on a fourth-and-2 that saw McNichols stacked up.

But in the fourth quarter of a blowout? Rest the starters. Individual records or team success? Choose the team, always. Should Henry still enjoy being the best in the world at the thing he does best, and the rewards that come with it? Yes. And he's got a chance to make 2020 remembered in a good way.

Henry would have to rush for 574 yards in the last three games to break Dickerson's record, or an average of 191.3 yards per game. Ridiculous, right? Close to it. But the Titans are playing the Lions, Packers and Texans to finish the season. The Lions and Texans have two of the worst five rush defenses

DERRICK HENRY

in the NFL. The Packers were 14th entering Sunday's games, but if you watch them play, that's probably more about their offense creating distance between opponents than their own actual stoutness.

These games all have to matter for the Titans. That's more likely after the Colts trounced the Raiders. The Colts finish with the Texans, Steelers and Jaguars. Titans fans would probably prefer not having to win in Houston in the finale for their team to win the AFC South for the first time since 2008, but here's some upside to that scenario.

The Titans need to play from ahead in those games, but not too far ahead, and that's usually not a problem. For anyone who wants to view this defensive performance against Mike Glennon and the Jaguars as a turning point, it was Mike Glennon and the Jaguars. Gardner Minshew came on and gave the Titans some trouble, just to keep everyone humble. Malcolm Butler definitely deserves credit for his work on D.J. Chark, and for being a bright spot all season. But, again: Browns 38, Titans 7, halftime, one week earlier.

This game was about Derrick Henry. And this season is largely about him, too, after so many football whiz kids screamed that you don't pay running backs anymore without grasping how important this running back is to this team. He is dunking on modern NFL convention, over and over. And if he can average 156 yards a game in the last three games, a big but more reasonable number, he can become the eighth NFL running back — and second Titan, joining Chris Johnson in 2009 — to reach 2,000 in a season.

That would be huge in the league and huge in Nashville, where Henry has a tier all to himself right now when it comes to favorite athletes. The point of all of this is to win a Super Bowl, and no Titans fan would put any individual pursuit over that. But while we see if this Henry-betraying defense can get respectable and help the Titans

make a run, I must ask: Does anyone remember how the 1984 Los Angeles Rams did as a team?

###

AMANI HOOKER

TITANS SAFETY AMANI HOOKER AIMS TO PLAY FASTER IN HIS SECOND NFL SEASON

BY JIM WYATT
TENNESSEE TITANS
AUGUST 26, 2020

NASHVILLE – Life comes at you fast in the NFL, and that's something Titans safety Amani Hooker found out as a rookie last year.

Heading into his second season, Hooker wants to be faster.

In fact, he made it one of his goals this offseason after watching film from his rookie season.

"For me, I just felt like I could be faster, so I lost some weight," Hooker said on a video conference call on Tuesday. "I'm feeling good right now, being able to make some plays. Not just doing my job, now it's try to make some plays while I'm out there. So, definitely getting faster and just being able to, like I said, just make plays."

A fourth-round pick out of Iowa in the 2019 NFL Draft, Hooker played in all 19 of the team's games last season – 16 during the regular season, and three in the postseason.

Hooker totaled 16 tackles in the games combined (13 during the regular season and three in the postseason), and he also contributed on special teams.

With a season under his belt, Hooker said he feels more prepared to take on what's asked of him this fall.

"It's a big difference for me," Hooker said. "I feel more comfortable (this year in camp). I feel closer with the guys having been here a year. Then just from my experience last year, we went to the AFC Championship game and that's just an experience in itself. Being around these guys, being around veterans, hearing how they act, hearing how they communicate on the field, and how I can just bring

that same mentality this year coming into the second season."

Hooker, who said he lost roughly seven to 10 pounds, said he feels better from a movement standpoint in practices.

Learning from veteran safeties Kevin Byard and Kenny Vaccaro has helped Hooker, who was a playmaker at Iowa, where he totaled 125 tackles, six interceptions, a sack and 3.5 tackles for a loss in his three-year career.

With the Titans, he said he's prepared to play wherever the team needs him. In 2020, Hooker could have a bigger role in situational packages on defense, in addition to his work on special teams.

"For me, I don't like to put myself in a box so I like to be able to do multiple things," Hooker said. "I don't just want to be able to be one-dimensional. I always pride myself on being able to do multiple things, whether that was rushing, or whether that was just covering, or just playing different positions. So, for myself, hopefully I could be able to do multiple things that help out the team."

###

SLOT MACHINE: HOW NEW TITAN ADAM HUMPHRIES WENT FROM OVERLOOKED RECRUIT TO ONE OF THE NFL'S MOST COVETED WRs

**BY TRAVIS HANEY
THE ATHLETIC
JUNE 3, 2019**

As Adam Humphries plunged this past winter into the deep end of the NFL free agency pool, his agents threw him a life preserver.

The value of a slot receiver had risen significantly, his reps at MGC Sports told him. Humphries, who had proven himself in four seasons with Tampa Bay, could be looking at upward of \$10 million a year on the open market.

The Clemson product went undrafted in 2015 and improbably made the Buccaneers' roster after a rookie mini-camp tryout. His odds of sticking were so minuscule that Tampa had included his return flight as part of the initial invite.

A few years later, and he was looking at the possibility of an eight-figure check? For one season?

"I thought, 'Dude, that's ridiculous,'" Humphries told *The Athletic* in May. "I never thought there was a chance I could make that much. It was kind of mind-blowing, to go from making minimum wage in the NFL to this."

It wasn't just about the money; it was the statement behind it. The South Carolina native had spent his entire football career laboring for visibility and opportunity. In a reversal, being an NFL team's priority in free agency would show just how badly he was wanted.

There would be a fight for a player who'd spent his life in the sport undersized and overlooked.

Fending off the Patriots, Saints and others, the Titans on March 14 signed the 25-year-old Humphries to a four-year, \$36 million deal.

"It's a testament to him and how he's worked," Tennessee GM Jon Robinson said.

It's not a future that he could have ever imagined when he was at Dorman High, just outside Spartanburg, S.C.

Well, no one could have.

"He just wasn't a guy you'd look at and say, 'OK, this guy will be a millionaire in the NFL,'" longtime Dorman coach David Gutshall said. "Nobody would have bought that."

For one thing, Humphries only occasionally played receiver; he was the team's best defensive back. And he was perhaps best known at Dorman for his role as the star point guard on the basketball team.

The way he had it figured, he'd most likely follow his father's path. Bill Humphries was a standout basketball player at USC Upstate (then USC Spartanburg).

"I was planning on trying to get a scholarship for basketball. Get a scholarship. Go to school. Get a degree. Maybe coach. Get a normal job," Adam Humphries said. "I never really had aspirations to play football at the highest level, because I didn't really think that was even possible."

In fact, he nearly quit football after his sophomore season in high school to focus on hoops. Coaches and friends talked him into continuing to play both.

"I realized, 'Why not try to make the most of football right now? I'm not going to get to play it the rest of my life,'" Humphries said. "I could go play pickup basketball the rest of my life and get competitive juices from that."

Now entering his fifth NFL season, and his first in Nashville, Humphries' rec league basketball career is still on hold.

Dave Gutshall was reduced to begging.

Colleges from all over the country were coming to see uber receiver prospect Charone Peake at Dorman. When they'd stop by, Gutshall, the school's head coach since 1993, would tell them about Humphries.

Humphries appeared strong and athletic. He was versatile, too, capable of playing four or five different positions.

But he was 5 foot 10. He failed recruiters' eye test.

"When you tell somebody you've got a skill kid, that's not what they're looking for," Gutshall said inside his office, across from Dorman's palatial weight room. "I guess they've got this person in their mind, like it's got to be Dez Bryant or Calvin Johnson or something like that. All of a sudden, there's Adam Humphries."

"I used to tell Adam that his biggest problem was that he was a little white boy."

The seeming lack of interest didn't stop Gutshall's efforts to shine a light on Humphries.

"It was killing me, because I knew he belonged and could play at that level," Gutshall said. "I've never worked any harder with one of my players to get a scholarship than I did Adam. I mean every time someone would talk to me, I was pushing him, telling people about him."

"I felt like he was going to get left behind."

One time, a Penn State assistant coach was watching Humphries during a basketball practice. Humphries was knocking down 3 after 3.

"The Penn State coach turned to me and said, 'Oh, well, we've got all kinds of kids like this in Pennsylvania,'" Gutshall said.

As the Penn State coach left, Humphries threw down a couple of thunderous dunks. Despite his

ADAM HUMPHRIES

height, or lack thereof, he can dunk flat-flooded.

“I called him over and said, ‘Adam, when there’s a college scout here looking at you, don’t be shooting 3’s. They need to see what kind of athlete you are,’” Gutshall said.

Asked about that, Humphries laughed and said he didn’t really want to go to Penn State. Too far away, he said.

One school far closer, Clemson, had always been aware of Humphries — because Gutshall never missed a chance to sell him on Dabo Swinney and his staff.

Clemson receivers coach Jeff Scott said he’d recruited Humphries’ teammate, Peake, since the ninth grade, often traveling the hour-plus to see a Dorman basketball or football game. Each time Scott was there, he heard about the “other kid” he should be recruiting.

“Their coaches were adamant that Adam could play at our level,” Scott said. “I mean, we get that a lot on the recruiting trail. Every coach has a kid that they like and maybe they don’t translate to the college level based on their size and speed. We definitely take those comments, but we have to see it for ourselves.”

What schools mostly saw was Humphries excelling on defense.

There was the time Dorman took a 7-on-7 team to Nashville. Playing against a talented team from Arkansas, Gutshall was standing near a Vanderbilt coach as the scrimmage wound down.

“We’re up by four with three seconds left to go in the game,” Gutshall remembered. “(The Vandy coach) walks over to me and points and says, ‘They’re going to go to that receiver over there. They’re going to just throw the jump ball to him.’ I looked out there at corner to see who was covering him. It was Adam.

“I kind of looked at him and said, ‘Well, they picked the wrong

corner.’ And Adam intercepted it. I’m sure they looked out there and their guy was 6-4 and they said, ‘Well, that’s the one to go after.’ Nobody understood what an athlete he was.”

Humphries had a similar, acrobatic interception to seal the 2009 state title against Byrnes High, a team that included future South Carolina star Marcus Lattimore at running back.

“We were playing against a team that, if they beat us, might have not only won the state championship but the national championship,” Gutshall said. “They threw at the wrong guy. Humphries, he looked like he was at least 11 feet in the air — at least.”

There was also the time Humphries was selected for the Shrine Bowl, the annual postseason exhibition between high school stars from North Carolina and South Carolina. The South Carolina staff told Gutshall they planned to play Humphries at safety.

Gutshall asked why they wouldn’t play him at corner.

“Well, he’s not as athletic as we want our corners to be in this game,” the coach told Gutshall. “We need our corners to be a little more athletic.”

Gutshall attended a practice the following week. Humphries was lined up at corner.

“They looked at me and said, ‘He’s the best damn corner we’ve got,’” Gutshall said with a laugh.

Adam Humphries at Dorman High School (Courtesy of the Spartanburg Herald-Journal)

Eventually, Gutshall had to figure out a way to show colleges what Humphries could do offensively.

He estimates that 40 schools came to Dorman’s spring game prior to Humphries’ senior year. Most of them were there to see Peake.

“I told Charone, ‘Every one of these colleges in this stadium has offered you. Adam has no offers. Understand that tonight’s going to be the Adam Humphries Show,’” Gutshall remembered.

Scott, the Clemson assistant, thinks Humphries touched the ball on the first 11 plays of the spring game. He was sensational, electric as he broke tackles and made moves in the open field. Humphries was essentially putting together a live highlight tape for all of those college recruiters.

After one of those early, game-breaking plays, Gutshall turned around from the sideline and made eye contact with Scott.

“You seen enough or do I need to keep giving it to him?” Gutshall asked Scott.

Scott laughed.

“No, Coach,” he said. “I’m good.”

Scott fished the phone from his pocket and called Swinney. The scholarship offer — the only one Humphries would ever receive from an FBS-level school — came later that day.

Humphries committed to Clemson a few weeks later. Peake, the reason Clemson ever saw Humphries, also committed to be a Tiger.

The decision still didn’t create a sense of certainty about Humphries’ future, however.

Later that year, Scott and Swinney were visiting Dorman for a basketball game. Bill Humphries, Adam’s dad, pulled Scott aside.

“Coach Scott, I need to ask you a question,” Scott remembered. “Do you truly believe that Adam can play football at Clemson?”

“Absolutely, I do,” Scott told Humphries’ dad. “We wouldn’t have offered him if we didn’t think he could.”

Humphries first turned Swinney’s head at a basketball game, months

ADAM HUMPHRIES

before the scholarship offer was extended.

“When I saw him play basketball, I thought, ‘This guy’s got something to him,’” Swinney said. “He’s just a winner. He’s just one of those guys. He’s going to be the best. He’s the guy who, on the playground, somebody’s picking him first — because they know they’ll win with him on their team.”

Clemson saw Humphries as a possible replacement for slot receiver Tyler Grisham, who went on to play a couple of seasons in the NFL. He’s now back at Clemson as an offensive assistant coach.

Between Grisham, Humphries and the most recent slot standout, new Oakland Raider Hunter Renfrow, the Tigers have started a New England-esque trend on the college level of unearthing unheralded talent at the position.

Perhaps by no coincidence, Swinney was a walk-on receiver at Alabama.

“I think Dabo feels for those guys,” Gutshall said. “He knows that they can play. He’s willing to take a chance on them.”

Furthering the point, Scott said Clemson is one of the only schools he knows that doesn’t do any testing at its summer camps for high school prospects.

“It’s not all about how fast you run, how big you are,” Scott said. “Within our program, the best players are going to play. We’re not going to get caught up in all the measurables.”

Humphries arrived as the lowest-rated recruit in the 2011 class. Some assistant coaches in the room even wondered why the Tigers were taking this smallish 2-star instead of a stud from elsewhere. Scott and Swinney asked for some faith.

The presumption was that Humphries would redshirt, especially considering the receiver room included future NFL players

Grisham, Sammy Watkins and Martavis Bryant.

But Scott saw enough from Humphries in that initial preseason camp to call him into his office before the season began. He told him that he would play as a true freshman.

Humphries was shocked.

“Do you really think I’m ready to play?” Humphries asked Scott.

“Absolutely,” Scott said. “Not only are you going to play but you’re going to help us this year.”

Humphries caught just 15 passes his first year, but he played in all 14 of the team’s games. The coaches saw his potential — not just for his time at Clemson, but beyond the college game.

After the season, he was riding in a golf cart with Chad Morris, Clemson’s offensive coordinator at the time.

Morris told Humphries that he’d play 10 years in the NFL.

Humphries laughed.

“I thought, ‘There’s no way. I had like 12 catches last year. I’m just happy to be on the field at Clemson,’” Humphries said.

Morris repeated it. He said he’d have every bit the pro career that the team’s star receiver, Watkins, would.

“I would just tell him, ‘Man, you’re going to play longer than all of them. Just trust me,’” said Morris, now the head coach at Arkansas.

Playing with that talented receiver group, one that eventually also included DeAndre Hopkins, served as a confidence-builder for Humphries.

“I think just being around them, that’s what helped me the most,” he said. “I was learning from the best dudes to do it. We were close and we helped each other grow and

worked together. It gave me the confidence and the swagger to know that I could perform at that level and contribute.”

Clemson’s wide receivers from 2012. Six of them have gone on to play in the NFL. In the top row, No. 19 is Charone Peake (Jets), No. 18 is Jaron Brown (Seahawks), No. 2 is Sammy Watkins (Chiefs), No. 1 is Martavis Bryant (Raiders) and No. 6 is DeAndre Hopkins (Texans). Humphries is No. 16 in the bottom row. (Mark Cramer)

At the time, Humphries set the record for number of games played by a Clemson receiver (52). He caught 112 passes his final three seasons, also returning punts.

“He was dependable,” Hopkins said last fall. “You had Sammy and myself, but he was one of those guys who got slept on in the slot, and he made a lot of plays for us. He was consistent. He’d go back to catch a punt and might return it for a touchdown.

“It was about hard work, and he was a good route runner, studied hard. He knew every position, so if somebody went down, he could play that spot. It was hard to keep him off the field.”

During Humphries’ sophomore year, the Clemson staff even tried him at cornerback, just in case the team needed an emergency defensive back.

He had two tackles in 11 snaps at corner in a game at Wake Forest.

“You think about all the receivers we had there,” Morris said, “but there was no job too big or too small for Adam Humphries.”

Despite proving himself capable and versatile in helping Clemson ascend to the power it is now, Humphries’ phone didn’t ring during the 2015 draft. He did not get an undrafted rookie deal, either.

If his football career was to continue, it would come down to a rookie tryout. He had two invites:

ADAM HUMPHRIES

One was in Detroit, the other in Tampa. They coincided, so had to be forced to choose one.

His agents felt as if the situation with the Bucs might be a bit more suited for Humphries, so he flew to Tampa. And, yes, the invite did come with the return flight home already booked.

“They were expecting to send me home,” Humphries said. “I was like, ‘Well, OK, that’s cool.’ That just kind of added to a little chip on the shoulder. It’s fun proving people wrong.”

During the two-day tryout, a Bucs staffer came over and encouraged Humphries. It was Jon Robinson, then an assistant GM in Tampa.

“In my mind, I didn’t think I was doing very good at all,” Humphries said. “I didn’t know the plays. I guess I ran a couple of good routes, had some good one-on-ones.”

Following the rookie mini-camp, Tampa’s front office huddled. GM Jason Licht told the scouting staff to pick two of the tryout players for an extended look.

Humphries was one of them.

He went on to catch nine passes for 139 yards and a touchdown in the team’s preseason games, hauling in a touchdown in the final one, to earn a roster spot. He played in Tampa’s opener against the Titans, his debut coinciding with the first games for both Jameis Winston and Marcus Mariota.

He had two receptions against Tennessee, but was then held without the catch the following three weeks. The Bucs actually cut him at that point. He cleared waivers and was assigned to the practice squad.

Three weeks later, though, Humphries was promoted back to the active roster. After 25 catches in the final 10 games for Tampa, he never looked back.

With an evolving rapport with Winston, Humphries saw his production increase each of his four seasons with the Bucs.

ADAM HUMPHRIES IN THE NFL

YEAR	Targets YPC	Rec YPG	Yards TD
2015	40 9.6	27 20.0	260 1
2016	83 11.3	55 41.5	622 2
2017	83 10.3	61 39.4	631 1
2018	105 10.7	76 51.0	816 5

“He’s where he is because he became a master of the details,” Scott said. “It’s his commitment to doing the little things.”

He showed toughness, too. Last season, Humphries had 423 yards after the catch — 11th-most among NFL receivers.

“As his position coach, I could turn my back when he was in the game,” Scott said. “I could focus on coaching someone else and not watch the play because I knew he was going to do it exactly right. There’s been very few of those guys in that category. He graded out at like 97 percent on a consistent basis. That’s really who Adam was, and still is.”

Flourishing last season also allowed Humphries leverage in free agency. Teams were lining up to add his services.

He’d always liked Nashville and he recognized the Titans’ need for a proven slot receiver. That made Tennessee an instant contender for him.

Robinson was perhaps what separated the Titans most. After all, he was part of a front office that believed in Humphries when no one else did.

“The thing about free agency is the uncertainty of where you’re going,” Humphries said. “That can add to the pressure of your decisions. ‘They’re going to do this with you. They’re going to use you like this. You’re going to lead the NFL in third-down receptions.’”

“You hear all that from teams, but you don’t know the guys. You’ve never met them. You don’t know anything about them. So, knowing Jon and knowing that he knew exactly what I was capable of doing, being with me for a full season in Tampa, knowing how I approached every day of practice and game days, there was some comfort there.

“I knew I wasn’t going to a place where someone had watched my highlight tape and they think I can do whatever. (Robinson) knows everything about how I prepare and what I do and all that. That was definitely an extra, added level of comfort in making the decision.”

The Titans had one final test, though.

Humphries had agreed to come to Nashville when New England called. The Patriots — coming off their sixth Super Bowl win since 2001 — were making a push to add another slot receiver, a valued position in their storied run.

Gutshall had long joked around Dorman High that Humphries would be the NFL’s leading receiver if Tom Brady were throwing to him. But it wasn’t a joke any longer; it was a real possibility.

“Obviously, he’s the G.O.A.T. That’s that simple,” Humphries said of Brady. “But there’s so much that factors into a decision. It was a four-year deal. Who knows how many (years) he’s got left? There’s a lot that goes into it.

“Obviously the chance to play with him would have been awesome, but a lot of things factor into that decision. Ultimately, I thought this was coming here to a team that was on the rise and with young talent on the offense and a really good

ADAM HUMPHRIES

defense. They'd had a taste of the playoffs. I felt like my need at the slot position was great. I felt like I could really contribute and start something new here."

Still, Humphries admits it was a tricky day or two. He wanted to remain true to his commitment to Robinson. But, well, the Patriots are the Patriots. They'd made stars of once-overlooked slot guys such as Wes Welker (undrafted) and Julian Edelman (seventh-round pick).

"There were a ton of pros and not a lot of cons," Humphries said. "You have to look at both situations and a quality of life and where you're living, state taxes. A lot of things go into it when you're talking with your agents and families and stuff about it. At the end of the day, my heart wanted to be in Tennessee. I was happy to finally have that all over with and have a team I could commit to and try my best for them.

"I felt like my talents would be used best here. And New England was the same way. That would have worked, too, but at the end of the day, it was a good decision to come here."

His family being able to drive to home games in Tennessee was also a factor. It's a little more than five hours from Spartanburg to Nashville. The Humphries crew wasn't exactly going to be able to make weekend road trips to Massachusetts.

In the end, the decision was sort of like making — and sticking to — a commitment to a college.

"A little bit. You make a verbal commitment," Humphries said. "Everyone's excited for you. Parents are buying shirts online and all that. I already had my mind made up to come here. I felt like I had to honor my word.

"I didn't feel like I had to, I guess, but as a man, you want to honor what you believed in originally and stick to it. I'm glad I did."

It would only be natural if Humphries experienced self-doubt — or self-pity, at least — as he encountered roadblocks in trying to continue his football career in college and then the NFL.

Instead, he maintained an air of positivity amid what even he describes as "shitty situations."

"I always thought if I just had one more play, that meant I had a chance to make something happen," he said. "I thought maybe another school would come in and offer. Even as a tryout guy, I thought 'I've got two days to make the most of it.' I wasn't really worried at all. I had an opportunity, so I thought I might as well not hold back and make the most of it."

When no one expects anything from you, he said it has a way of actually minimizing pressure.

"The way I calculate it in my mind is there's nothing to lose," Humphries said. "I'm blessed to have a family that loves me and cares about me and friends who are the same way.

"I mean, if nothing worked out for me, I'd be fine. I'd go back home and be surrounded by people who support me. I could definitely make the most of it doing something else. ... I was going to do my best and that was all I could ask for."

For now, his football career continues to trend upward. The salary just made a huge jump, sure. But so did expectations.

"It's not a big deal," Humphries said. "I know where I came from, how I got here. Not going to change anything now."

Swinney said Humphries will always be one of his favorite recruiting stories — and the story's just getting better.

"So he goes from the little guy at Dorman High School that no one wanted to making, what, \$9 or \$10 million a year? Yeah, I'd say that's a pretty good story," Swinney said.

"It's kind of cool to see him earn his way to this place. That's what he's done. So many guys get somewhere based on potential. He's where he is based on performance."

###

ADAM HUMPHRIES

WR ADAM HUMPHRIES SEES PLENTY OF REASONS FOR OPTIMISM AS HE BEGINS SECOND SEASON WITH TITANS

**BY JIM WYATT
TENNESSEE TITANS
AUGUST 6, 2020**

NASHVILLE – Plenty has changed since receiver Adam Humphries signed with the Titans last March.

Humphries, if you remember, picked the Titans over the Patriots in free agency. When he joined the Titans, Marcus Mariota was the team's quarterback, and Tom Brady was in New England.

Today, Ryan Tannehill is the quarterback of the future for the Titans. After stepping in for Mariota in Week 6, he guided the Titans into the AFC Championship, and earned himself a lucrative new contract in March. Mariota, meanwhile, is now in Las Vegas, and in a wild game of musical chairs, Brady is in Tampa Bay – Humphries' old team.

"Crazy, huh?," Humphries said.

The 5-foot-11, 195-pound Humphries is glad to be in Tennessee.

He's coming off a season that left him encouraged because of the chemistry he began building with Tannehill and the offense in 2019, in his first year with the team. An ankle injury halted his progress last fall, but it didn't sour his memory.

"Obviously coming into a new team, you're not sure what your role is going to be and how you are going to play a part in the team's success," Humphries said. "But slowly I started to feel comfortable in the offense, with the way (OC) Arthur (Smith) was calling plays, and what they expected of me day in and day out. And the consistency at quarterback with Tannehill, too – the communication with him was great.

"I am excited to continue to build on that communication and that relationship with him over the next few seasons. I am optimistic coming out of the season. Obviously, we had great team success, and personally I felt more comfortable in the offense as the season progressed."

After playing his first four NFL seasons with the Buccaneers, Humphries caught 37 passes for 374 yards and two touchdowns with the Titans in 2019.

Humphries had his best game of the season in Week 3, when he caught six passes for 93 yards against the Jaguars.

He made one of the biggest catches of the season – a 23-yard touchdown reception – in the closing moments of a come-from behind win over the Chiefs in Week 10.

The 5-foot-11, 195-pound Humphries put a string of games together in the middle of the season when he caught at least four passes in five games, but the ankle injury caused him to miss a six-game stretch, including two playoff games. Humphries returned for the AFC title game in Kansas City.

"It was unfortunate to have that (injury), but everything happens for a reason," Humphries said. "And now I am excited to build that relationship with Tannehill, and we have a great group of receivers, too."

Humphries, who reported to training camp at the end of last month, spent part of his offseason in Nashville, where he worked some with quarterback Logan Woodside and others. He also spent a good chunk of his time back in South Carolina, where he worked with his trainer on his speed, agility and strength training.

In his off time, he found golf courses. Humphries, who touts an 8.3 handicap, has a pretty nice game. He still agonizes over a near hole-in-one during a charity golf

tournament in Charleston, S.C., a few years back.

"I was five inches away from the cup," Humphries said, "and the prize was \$50,000. Now that would have been a fun story."

A fun story this fall for Humphries would be to build on last season -- and make an even bigger impact this fall.

Humphries, who played collegiately at Clemson, bought his own place in Nashville after sharing an apartment with two teammates all four years in Tampa. He's comfortable in the city, and on the team.

"It was a cool season to grow personally, and as a player," Humphries said. "I am excited to be a Nashville resident."

He's fired up about Tannehill being in town with him.

"I was super excited when we signed Ryan back, because I know the value of working with the same quarterback year after year," Humphries said. "Just building that camaraderie, that relationship, that trust with your quarterback and knowing if he needs an outlet he has a guy in me who can be that guy, or just a tight coverage throw, he'll trust me to make the play or A.J. (Brown) to make the play. You build that over time.

"So, bringing Ryan back, I was excited. He's been impressive in meetings and how quickly he has picked up on our offense. He has a really good grasp of it, so we can just continue to add things as we continue to go. I am excited to have him as our QB."

Overall, Humphries said he has high expectations for the Titans and the offense, especially at the receiver position, where he shares a room with Brown, Corey Davis, Kalif Raymond and others.

The group will be on the field for training camp practices next week.

Humphries is fired up about it.

ADAM HUMPHRIES

"I love our guys," Humphries said. "It's a competitive group from top to bottom, which is what you want. We all push each other, and we all expect greatness out of each other. A.J., obviously he had a great rookie season and we expect him to build on that and he has that hunger and he knows what it takes to be successful. And Corey is a guy who can do everything and has all the talent in the world."

"Those two guys, and all the guys in the room are just incredible competitors and fun guys to be around in the locker room. Overall, I am so excited about this season and what's ahead."

###

MUST-SEE TV: TITANS CB ADOREE' JACKSON HAS DESIGNS THAT GO BEYOND THE NFL

BY MIKE JONES
USA TODAY
SEPTEMBER 20, 2019

NASHVILLE — Perched atop the back of his white leather couch, Adoree' Jackson trains his gaze on his iPad. The Tennessee Titans' cornerback appears oblivious to all that swirls about him.

A small crew has transformed the living room of his condominium into a studio. Cameras, spotlights, lighting balance screens and audio recording equipment litter the area.

They're preparing to shoot a scene for the sizzle reel that Jackson and his business partner James Moore will pitch to HGTV for a television show that features the home redecoration projects of young professional athletes.

"OK, I think we're ready now," Moore says upon receiving the thumbs up from the crew.

But Jackson's focus remains on his iPad for another minute or two. Eventually, he hits pause on the game film of the Indianapolis Colts, who the Titans will face just two days later.

He then makes an effortless transition to the present.

Multitasking is nothing new for Jackson. He's always managed to juggle — whether it was football, basketball and track in high school while maintaining A's and B's, or playing on defense, offense and special teams and running track at Southern California while pursuing a major in mass communications and a minor in real estate.

Now the former first-round pick continues his balancing act in the NFL.

With two seasons of playing experience and steady

improvements as a cornerback and a return man under his belt, and two offseasons' worth of internships at Warner Bros. to deepen his understanding of the TV industry, Jackson eyes a significant leap in both realms.

He wants to join the ranks of the NFL's elite defensive backs while helping the Titans reach the playoffs in Year 2 under Mike Vrabel. Jackson also aims to begin making his mark in the entertainment industry.

"Success isn't owned. It's rented, and the rent is due every day," Jackson told USA TODAY Sports, using a mantra passed along by Titans defensive backs coach Kerry Coombs. "That's true. No matter how successful you are, nobody is going to give it to you. They're not going to lay down. You've got to go take it."

Quiet determination

Nothing about Jackson is overstated — not his personality or style, his on-field persona or even his social media presence.

Those close to him describe him as quiet and laid back, smooth and humble.

From a young age, he has carried himself with a quiet determination.

When he was 3 and his mother, Vianca, brought home a VHS copy of "Space Jam," Jackson fell in love with basketball. He played it exclusively until he was 12. Then, realizing his son wasn't going to be very tall, Chris Jackson signed him up for football. The first time he ever touched the ball, Jackson scored on a long touchdown run.

"He scored and heard the way that crowd reacted, and he ain't put the ball down since," his father chuckled.

Jackson showed some potential at Belleville East High in Illinois, but following his freshman year, his family moved to Gardena, California, where over the next

three years, Jackson continued to surprise both fans and foes, including former rival-turned-teammate JuJu Smith-Schuster.

"In high school, we were running track, and obviously, I was the anchor for my team, and Adoree' was the anchor for his team," the Steelers' wide receiver recounted in a telephone interview. "I had the lead and was winning by, like, 50 yards, and next thing you know, this guy comes up, catches me, smokes me, beats me really bad, and I'm like, 'Yo, who is this guy?'" Found out it was Adoree' Jackson, who was going to USC. We both went there, and every day, it was like, 'Wow, he is really the guy.'"

After helping USC win the Rose Bowl in the 2016 season, Smith-Schuster and Jackson entered the NFL draft together. Jackson was selected 18th overall by the Titans while Smith-Schuster went 62nd to Pittsburgh. In the offseasons, they return to California and team up for charity and youth outreaches.

Man with a plan

The Jacksons never wanted their son to be just an athlete.

Vianca was a phlebotomist for the health departments in Illinois and California, and Chris, as a senior mason, built bridges and highways across the Mississippi River.

One of 14 children, Chris knew all about sacrifice and hard work. He preached the same to his son daily, as did Vianca.

"I've been talking to him about college and what he was going to do with his life since he was in the third grade," Vianca said. "He would say 'Play sports, Ma.' Middle school, 'Play sports, Ma.' Then high school, I said, 'Now, you can play sports. But you need A, B, C, D, E, F, G — the whole alphabet to fall back on — because what if, God forbid, you get hurt? You need something that's going to take you to another level.' He said, 'Yes, Ma.'"

ADOREE' JACKSON

Jackson settled on a major in mass communications due to his love of sports. The real estate minor stemmed from an idea conceived as a child.

“Growing up, I stayed in a duplex, so I had a landlord,” Jackson said. “I never knew what they did for work, but I knew we paid them money, so I wanted to be in a position where I could have some land. And so that’s when I talked about getting my mom a house with some land next to it, so if they wanted to do something with it, and sell it or rent it out, they could do whatever they wanted because they had that land on the other side of it and have two spots. So, as a kid, thinking, ‘Man, how can I make money like that?’ and learning the development of stuff, what’s going to bang, what’s not, and that’s why I went to USC, because I knew it would connect me. ... I knew I could meet a lot of good people and that would open doors.”

Connections at USC led to Jackson’s relationship with Moore, who co-founded Kor Media Entertainment, a Los Angeles-based entertainment agency. The Warner Bros. internship also stemmed from Trojans ties.

“I think he had the plan the minute he knew he was coming out to Cali,” Moore said of Jackson. “He knew he was going to make that jump to the league, but as far as USC, he went there because of the relationships, and that move has paid off today. He’s very methodical and everything is thought out.”

Explaining his mind-set, Jackson said, “It’s about hustle, going and getting it. My dad taught me about the world. He didn’t sugarcoat it. It was explaining the real world and what’s out there and helped me understand that nothing’s going to be handed to me. I’ve got to go get it. Being athletic was cool, but being a people person took me a long way, so it’s just having those two different mentalities and going about my business.”

Pulling back the curtain

For his first home as a pro athlete, Jackson didn’t want a big house. For himself and his high school sweetheart, Veronica Parada, he settled on a two-bedroom, 2,000-square-foot luxury condo, which is housed on the fourth story of a renovated factory in the heart of Germantown, not far from Titans headquarters. The place has both a modern and rustic feel with exposed brick and marble, wood floors, floor-to-ceiling windows and a 1,000-square-foot wrap-around balcony.

The decor remains incomplete, but already there are signs of his creative and artistic mind. He’s proud of the white leather couch, inspired by the one that Tony Montana owned in "Scarface." He’s also fond of the white, shag carpet, which he had to have because he loved Frank Lucas’ in "American Gangster."

But otherwise, the place needs some more special touches. Why not pull back the curtain and take his fans along for the journey, he and Moore figured.

It’s not quite "MTV Cribs," as most of the athletes Jackson’s series will feature are on their first contracts and have to practice a degree of frugality. But the show’s design team will still help them find ways to outfit the homes in luxury while adhering to a budget, Moore says.

Jackson said the goal is “for athletes being able to express themselves. People just see us as athletes with our helmets on, but to see them more as a person and what they like, getting their first home and decorating and designing it, getting something for their parents ... just having that aspect for people to dive in deeper to them as a person.”

After longing for close interactions with his sports idols growing up, Jackson is always looking for ways to connect with fans. That’s why he communicates with them on social media platforms and obliges autograph requests. He paid for and spoke at the funeral of Jaylon McKenzie, an eighth-grade football

player from St. Louis who was killed by a stray bullet, in May.

“Watching him, and working with him, seeing how he carries himself,” Moore said, “it gives me hope that there are some guys still out there that are going to carry on and do some things that are great for the next generation. That’s what drives him. Anything that he does, he’s thinking about who it impacts and who it can help.”

Making them proud

It’s 9:30 a.m. on game day when Jackson’s white, 2018 Mercedes-Benz S-Class pulls into the players lot at Nissan Stadium. He starts scanning for his father’s truck and soon spots it. The black GMC Sierra Denali 2500 is backed up to the far right corner of the lot, a giant black smoker on wheels hitched to the back of it. Smoke curls out of the double stacks that extend from the top of the converted oil tank.

Chris has been grilling, smoking meat and making his own barbecue sauces and rubs since 1984. He has smoked feasts for his son following every home game dating back to Adoree's Pop Warner days.

Now, Chris makes the four-hour drive from his home in Belleville to Nashville, smoker in tow, to tailgate with fans and feed his son and other Titans players after games.

Upon seeing his mother in the passenger seat, Jackson goes over for a hug and a kiss. She hands him a container full of homemade brownies and a birthday card because Sept. 18 is just days away. Chris takes a break from the smoker to hand his son a jar of sauce and canned pickles.

The pork chops, ribs, chicken wings, jerk chicken legs, turkey wings and turkey ribs already smell amazing, but they won’t be done until after the game.

Jackson brags on his dad’s cooking, then heads into the stadium where he will turn his attention to his most important business venture while

ADOREE' JACKSON

fueled by his greatest source of motivation.

“When I moved from East Illinois to California, my whole mind-set was I didn’t want to let my family down. I had that fear. I wanted to always do well and excel,” Jackson said. “I think that’s how I was able to balance everything. I think I knew if my mom saw something bad about me in the news, it’s only going to make her sad and hurt her. But if she sees something good about me, then it’ll make them proud. So wanting to see my parents proud of me always motivated me and that fear of making them sad about something I wasn’t going to be always drove me.”

###

ADOREE' JACKSON

ADOREE' JACKSON EMBRACES POSSIBILITY OF NEW ROLE FOR TITANS

*BY TURRON DAVENPORT
ESPN
JUNE 4, 2020*

NASHVILLE, Tenn. -- Entering his fourth season, Tennessee Titans defensive back Adoree' Jackson could assume a different role in the secondary, which will likely involve extensive snaps as the nickel. New defensive backs coach Anthony Midget said the coaching staff expects great things from Jackson, who was drafted No. 18 overall in 2017.

Jackson used to return punts, but his special-teams snaps fell to just 12 in 2019 while logging 537 snaps in 11 regular-season games on defense -- primarily at left cornerback. He doesn't know if he will be asked to be the primary nickelback when the Titans eventually report for training camp, but he embraces the chance to expand his game. He is preparing for the additional set of responsibilities that would come with that role by asking questions during virtual meetings.

Where Adoree' Jackson Played In 2019

	SNAPS	PCT OF SNAPS
CB wide left	405	75%
CB wide right	45	9%
CB slot left	38	7%
CB slot right	16	3%
All others<<	33	6%

>>Combination of safety & LB positions

"Being able to go in these virtual meetings and listen in and see the picture, and the virtual classroom and things that we do is good to help get a better understanding and knowledge of the role and position just in case I'm needed," Jackson

said via a virtual news conference last week.

"If I'm going to be playing more inside at nickel, and the difference is it's more about being more aware of your surroundings for what the safeties may have, or the linebackers and everything, because you all play on one accord. When you're playing corner you pretty much have to worry about yourself in those aspects, and playing the nickel is a lot of different assignments and alignments and techniques that come into play."

Jackson's speed and versatility make him a prime candidate to match up against the NFL's top receivers. Teams move their top pass-catchers around within the formation, including in the slot, to create favorable situations.

"I think a lot of times teams are looking at matchups and they're putting their No. 1 guy in the slot for a big percentage of the game," safety Kenny Vaccaro said. "Somebody like Michael Thomas will go to the slot sometimes. Davante Adams, you'll see him in the slot. You see guys try to take advantage of that matchup."

Throughout the 2020 season, Jackson might be asked to travel with a variety of receivers, including Adams, T.Y. Hilton from the Indianapolis Colts, Buffalo Bills WR Stefon Diggs, and Odell Beckham Jr. of the Cleveland Browns. At 5-foot-11, 185 pounds, Jackson has a low base, allowing him to change direction with ease to stay with crafty route runners. His leaping ability and ball skills make him able to defend against bigger wide receivers.

Titans GM Jon Robinson complimented Jackson's ability to "match quickness and ability to mirror," which is critical when working in the slot against quicker receivers who can employ their shiftiness to get open.

Gone are the days where only shorter, quicker receivers played in the slot. While players such as

Julian Edelman are still impactful, offensive coordinators have started to put bigger, more physical receivers inside to create a size advantage over smaller cornerbacks who traditionally play there.

"There's always going to be changes in the game. You might see a smaller, faster guy outside, and a bigger guy inside with what they might like matchup-wise," Jackson said. "It depends on what team you're playing. You go against Atlanta, you might see Julio [Jones] in the slot. You go against Kansas City, you see Tyreek [Hill], he may be outside or he may be inside. So, it just all has to do with what the coaches are looking for and what they use their guys for."

There's more to playing nickel than just coverage. Logan Ryan, the Titans' primary nickel corner last season, was asked to help out in run support, blitz the quarterback and more.

"That nickel guy has to be able to cover, he has to be able to blitz, he has to be able to fit in the run game, he has to be smart and he has to be able to do multiple things," Midget said. "So, it's not just a guy that you put in the slot just to cover a guy. He has to be a guy that can go in there and mix it up versus the run and the pass, and handle everything we'll give to that position mentally."

The Titans showed their confidence in Jackson by picking up his fifth-year option for the 2021 season, which included a \$10.2 million price tag. Jackson didn't make an interception last season, but he played well down the stretch, including five passes defended in Tennessee's two playoff wins.

Despite not having OTAs due to the COVID-19 epidemic, Jackson vowed to find a way to get better every day. The expectations and potential for a player with Jackson's talent are extremely high, but his teammates believe he's up for the challenge.

"I know Adoree'. I know he's motivated," Vaccaro said. "He loves

ADOREE' JACKSON

football, he cares. I love playing with him, I love playing next to him. He's a really smart player. I know he's smart enough to do it. I know the nickel position takes a lot of football IQ, a lot of intelligence, and I know he has that. It's on the coaches, whether they want to do that with him."

###

ADOREE' JACKSON

ADOREE' JACKSON'S RETURN TIMES PERFECTLY WITH TITANS' PLAYOFF PUSH

*BY TURRON DAVENPORT
ESPN
DECEMBER 22, 2020*

NASHVILLE, Tenn. -- It had been a long time coming, but the Tennessee Titans finally got cornerback Adoree' Jackson back on the field in last Sunday's 46-25 win over the Detroit Lions.

Jackson missed the first 13 games after a knee injury landed him on injured reserve on Sept. 14.

The long road back required a lot of patience and perseverance because Jackson was never sure when he'd be able to return. Jackson said it was "just one of those things where something crazy happened" when asked about the injury.

"Patience is a virtue. For me, it was just trying to understand that I didn't want to rush anything that would hurt myself or the team," Jackson said on Sunday. "It's been 13 weeks, that's a hell of a long time.

"I had to understand that everything takes time and not to get discouraged even though I wasn't out there. It's been a long journey with the ups and the downs and the highs and the lows. I just stayed patient and the team kept encouraging me."

The Titans activated Jackson from injured reserve on Nov. 11, but he didn't practice for almost a month.

What did he miss the most?

"I missed the game and being out there with the guys having fun. I love putting smiles on people's faces. That's the biggest thing you miss about it, just being out there with your teammates and coaches," Jackson said.

Jackson's teammates were happy to have him back.

"It felt great just to see my dog out there, just in pregame warmup, joking, laughing with him," safety Kevin Byard said. "He has great energy, love having his energy out there."

Despite being out for most of the season, the Titans staff had the confidence in Jackson to move him around and match him up in man coverage against the Lions. Jackson built up trust that his knee would hold up despite the sudden change-of-direction movements that come with playing cornerback.

"If I didn't have any confidence, I probably wouldn't have been out there. That was one of the biggest things we've been talking about, just building confidence and working to get into the week," Jackson said on Sunday. "At the end of the day, it's just going out there playing and reacting. You can't go out there and think. No matter what's going on, just go hard and full speed all the time."

Added Coach Mike Vrabel, "I think he's feeling OK. It's good to see him get back out there and contribute."

Vrabel said their plan was to play Jackson, their first-round pick in 2017, between 20-30 snaps in his return. He played 27.

Cornerback Tye Smith got the start but Jackson entered the game in a sub-package on the third defensive snap for the Titans. He finished with two tackles in the game.

Jackson was able to communicate effectively with the other defensive backs -- especially when they stopped the Lions from utilizing the crossing routes that have given the Titans problems on third downs. Even though he wasn't doing a lot on the field when he was hurt, Jackson said he made it his mission "to stay mentally sharp and understand the lingo" before he returned to the field.

Jackson lined up on the outside, and on two of his snaps he had sticky coverage on Lions tight end T.J. Hockenson in the low red zone.

Tennessee also used Jackson in the slot, where he tackled Danny Amendola short of the first-down marker to force a Detroit punt.

"It gives us some choices, gives us some options, some flexibility to continue to work guys in there," Vrabel said of Jackson being back in the lineup.

Although reserves Breon Borders and Smith played well at times, Jackson takes away the need to have Malcolm Butler travel with the opposing team's top receiver. Having Jackson back on the field will help solidify the Titans' secondary just like last season, when he missed the final four games before returning and playing a key role in the playoff run.

The Titans are gearing up for another playoff run, but they have to handle their business in the final two games of the season to stay ahead of the Indianapolis Colts, who are right behind them in the battle for the division title.

Tennessee will travel to Green Bay to play the Packers and former Titans offensive coordinator Matt LaFleur on Sunday night. LaFleur has the Packers' offense hitting on all cylinders, with the Aaron Rodgers-to-Davante Adams connection being one of the most dangerous duos in the NFL.

Getting Jackson back should be a big boost for the Titans in trying to stop it.

###

**REXRODE: TITANS
ROOKIE CHRIS JACKSON
HAD TO BE TOUGHER
THAN ANY KID SHOULD**

**BY JOE REXRODE
THE ATHLETIC
MAY 16, 2020**

Editor's note: This is the sixth in a six-part series on the Tennessee Titans' 2020 NFL Draft picks. Stories on Isaiah Wilson, Kristian Fulton, Darrynton Evans, Larrell Murchison and Cole McDonald were published earlier this week.

Time stretches and contracts, a trait clearer to all in a global pandemic, and it can blur memories — altering, eliminating and even exaggerating details of a moment.

Some remain vivid. Ira Reynolds says he can still see the play that made him realize he had something special in the Tennessee Titans' most recent draft pick. Chris Jackson was a freshman at FAMU Developmental Research School in Tallahassee, Fla., and a small one at that, maybe 100 pounds. But he was fast and hungry and persistent — “it was yap yap yap like a little dog at your ankles until you finally say, ‘OK fine,’” Reynolds said — and the coach got him on the field in a varsity game to serve as a decoy on a play that was supposed to go to the running back on a wheel route.

Reynolds can see Jackson carrying out his downfield route. He can see his quarterback, for some reason, lofting a pass to Jackson. He can see the linebacker and safety converging on Jackson and combining on the type of hit that might convince a 100-pound ninth-grader to try debate team.

“Out cold,” Reynolds said of Jackson, lying on the field after the hit. “But he didn't drop the ball. And then when he came to, he was begging to go back out there.”

This set the stage for Jackson to become a standout receiver and safety at FAMU-DRS, a leader with enough confidence to tell the

waitstaff at a restaurant during a team dinner that it was Reynolds' birthday so they would sing to him (they did, but it wasn't). He would go on to graduate early and choose Marshall over suitors such as Kent State and Troy, though Ivy League schools also inquired because of his near-perfect academic record. He had no interest from hometown Florida State and that ilk. Jackson started four years at cornerback for the Thundering Herd, setting the school record for pass break-ups (45) and getting his 5-foot-10, 193-pound self drafted in the seventh round by the Titans. Plenty of guys from Florida State and that ilk did not go in any round. And now Jackson is a 22-year-old pro with a criminal justice degree and corner/safety versatility that Titans coach Mike Vrabel said made drafting him an “easy” choice.

Jackson has a chance to make an NFL team, just eight years after that first, stinging taste of varsity football. Which came just two years after the completion — the legal completion anyway — of a tragic journey no one should have to experience and no one would want to remember.

That's what Jackson was asked to do in a Tallahassee courtroom at 12 years old. He was asked to recount the details of the murder of his mother, as her killer sat a few feet away from him.

“I got probably three minutes in,” Jackson said. “And then I just broke down and couldn't do it anymore.”

He can do it now. He has done it many times since. It became a motivational staple inside the Marshall program. The story of Chris Jackson is also the story of figuring out what to take and what to leave behind from the life and death of Tanesha Overstreet.

Reynolds coached Dwayne Jackson at FAMU-DRS, too. He was a similar kind of player. Aggressive, smart, fast and undersized. Dwayne was set to play for Florida A&M in college. A blown knee, which meant a lot more in the early 1990s than it

does today, ended that. Dwayne moved to Minneapolis for a job and met Tanesha, who grew up in Chicago but moved with her family as a teenager and graduated early from Minneapolis North Community High. They welcomed Chris to the world on April 13, 1998, moved to Chicago to be near her family, then to Tallahassee to be near his. Soon, much of her family joined them.

“Everybody thinks their family is the loudest but no — my family was the loudest,” said Jessica Overstreet, Tanesha's younger sister. “And Tanesha was the leader of the family. She was so giving. She had three younger siblings living with her in their house, and my mom, and she loved it. I was like, ‘Don't you want some privacy?’ Nope. She was happiest around her family.”

Tanesha never got to college as she had planned, but she pushed Jessica to keep going after high school graduation.

“She said, ‘The sky's the limit, now you've got to go to college,’” said Jessica, who graduated from Florida A&M and is now a school social worker in Fort Lauderdale, Fla. “I'll never forget that. It was like she was living through our accomplishments. She called me her pumpkin.”

Chris remembers his mother as a combination of tough and fun. She was the one who first put him in football. Sitting around at home wasn't an option. Doing the dishes and other chores was expected, as was eating healthy. Chris hated eggs, so Tanesha bargained with him: Eat your eggs every day and you get a dollar. Pretty soon he had enough for a dirt bike.

“Work for everything you get, that was a big thing with my mom,” Chris said. “And tell the truth. I always told her the truth.”

Dwayne took Chris fishing often on the Ochlockonee River, and that remains a passion for Chris, who wants to be a game warden when football ends. But Dwayne's

presence was spotty. Chris said he was “in and out of jail” during his childhood for “drug-related offenses.” After the Titans drafted Chris, Dwayne called him from jail. They talk almost every day, Chris said, and Dwayne is supposed to be out in June. As a kid, Chris had another father figure in Terrell Thomas, Tanesha’s long-term boyfriend after she and Dwayne broke up. Tanesha and Terrell had a daughter on the way in the summer of 2008.

Tanesha, Chris and Jessica went to a routine baby check-up on Aug. 14, 2008, but doctors told Tanesha she would need an emergency cesarean section because there wasn’t enough fluid around the baby. She was not due for a couple of more months. She ended up delivering vaginally, and 2-pound Taylor Thomas ended up fully healthy and crying with a strong voice upon arrival. She still needed time in the Neonatal Intensive Care Unit.

Two days later, Tanesha came home against doctor’s orders. Taylor remained in the hospital. Early in the morning of Aug. 17, 2008, Chris was asleep in the back bedroom of their house along with Terrell’s 16-year-old son, Breon, and his 12-year-old cousin Richard Footman. Terrell was not in the house. The children were awakened by yelling. They heard Tanesha sobbing and begging for her life, telling a male intruder that she had just given birth to a child. They heard him demanding her to give him whatever she had. They backed away from the cracked bedroom door and pretended to be sleeping as the intruder came down the hall and closed the door.

They heard the explosion of a 12-gauge shotgun. They heard the water in the kitchen sink turn on as the 35-year-old intruder, William Yawn, washed his hands. They heard a door open and close. They ran out to Tanesha, bleeding on the ground and fighting for breath. Breon called 911. Chris grabbed Tanesha’s hand.

“I think she was trying to tell him that she loved him,” Footman testified two years later in Yawn’s trial, according to WCTV-TV. “But she kind of like couldn’t get it all out.”

Jessica Overstreet didn’t really grieve her sister until a couple of years ago, she said. She has a family of her own, a job she loves working with at-risk kids at Fort Lauderdale’s Rock Island Elementary School. And for years the focus was on getting Chris through the trauma.

“Can you imagine a 10-year-old boy at a funeral walking up to a casket and trying to wake his mother up?” Jessica said. “Like she was sleeping. It was a lot. You talk about strength and resilience, he had to have so much of it.”

Chris’ maternal grandmother, Renee Jones-Johnson, was originally supposed to take him in, but her anguish was too intense in the wake of her daughter’s death. He moved in with his paternal grandmother, Delores Madison, and that’s where he continues to live until he gets the all-clear to move to Nashville.

“When you find a kid who supersedes challenges like that, who goes through that and comes out a tremendous student, a tremendous kid, you’ve got the right dude,” said Chuck Heater, who recruited Chris at the time as the defensive coordinator at Marshall. “And the bottom line is, his grandmother is just a sensational person.”

She did not do it alone.

“I spent months and months doing nothing, just crying every day,” Chris said. “I went a whole year without going to school. But my grandmothers, Auntie Jessica, Auntie Caprice, it was like they all jelled together to become my mom.”

Jessica would take Chris and Taylor each weekend, so the siblings could have time with each other as well. Running water was a trigger for Chris then, causing him to “have an

emotional breakdown or get really angry,” he said. He could not get the sound of the water Yawn left running in his house out of his head. When he needed to shower at Jessica’s house, she would sit on the toilet and talk him through it.

She would tell stories of Tanesha, too. By the time Taylor was old enough to understand, Chris was stronger, back in school, playing football and basketball, singing in the church choir.

“My sister’s kind of like my favorite person in the world,” Chris said of Taylor, who is coming up on her 12th birthday. “She didn’t get to experience my mother, but we tell her stories, show her pictures. And then growing up not living together, I couldn’t see her all the time like a normal family would. So I’ve spoiled her whenever I could to make up for it.”

And he has reached the point where he can remember what he loved about his mother and talk about her death without reliving the trauma. He told the story at Marshall more than once during team-building exercises, and he became the example coaches would use when trying to motivate others. Not that this is as simple as another “athlete overcomes adversity” story. Not that this has been easy or free of setbacks.

Chris had a significant one when he had to testify more than two years after the murder at the trial of Yawn, an admitted drug addict who said he broke into the house that night looking for cocaine. Jessica spoke on behalf of the family on the day of Yawn’s sentencing. Chris was not in the courtroom that day to hear him receive three life sentences in prison.

“I honestly don’t even remember what I thought about that at the time,” Chris said. “I kind of just don’t think about him.”

###

TITANS, FORMER BIBB COUNTY PLAYER HOLDING FREE FOOTBALL CAMP

**BY EDWIN STANTON
TUSCALOOSA NEWS
MAY 30, 2019**

Ben Jones knows what it's like to have support.

The Tennessee Titans center had an entire community come to his aid when he was a kid growing up in Centreville.

When Jones was 10 years old, his dad died in a helicopter crash. His mom was always a big part of his life, but losing his dad at such a young age was tough. Fortunately, Jones had a support system of extended family and friends in the community to help him.

"Where I am today, I wouldn't be here if it wasn't for my hometown and my whole community," Jones said.

It's a big reason that Jones is heavily involved in charity work. On June 7 at Bibb County High School, Jones and a few of his NFL and college football friends will conduct a free football camp for kids 8-14. The camp is supported through a grant from the NFL Foundation.

"I'm trying to give back to my hometown an opportunity for kids who don't usually get a chance to attend football camp and be around guys who played in college," Jones said. "I'm also bringing some guys from the Titans with me."

Jones has been a part of several other charitable deeds during his time in Nashville, including the Ben Jones Celebrity Clay Shoot, which benefitted programs that deal with at-risk kids.

"We have a fund in Nashville and we've given around 400 thousand over past three years combined," Jones said. "It helps with after-school programs, mentor programs, sending kids to camps, grief

counseling. We want to give them the next step in life that not everyone is able to help them with. So if we can help them in any way that's been our mission."

Jones plans on bringing Titans teammates Ryan Succop (kicker), David Quessenberry (OL), Beau Brinkley (LS) and a few more. Also, Jones' former Bibb County teammate and former NFL player Zac Stacy will attend, as will former Alabama football player Brad Smelley.

Jones grew up just a short drive from Tuscaloosa, but chose the University of Georgia over Alabama. He was a four-year starter with the Bulldogs and was drafted in the fourth round by the Houston Texans in 2012, where he played left guard before moving to center in 2015. He was traded to the Titans in 2016 and has started every game.

The Titans missed the playoffs last season but Jones has reason to be confident for the 2019 season.

"Last year we had a new head coach (Mike Vrabel) and we were trying to learn a new offense and a new defense and we actually had a pretty good year," Jones said. "Now we are trying to take the next step and go from good to great."

"Every game comes down to a couple of plays and we are trying to find those details so that we know the ins and outs of the offense and defense. So when it comes down to those couple of plays we are able to execute and make the playoffs. That's the mission – just get in. Anything can happen after that."

A big piece of the Titans' offense is running back Derrick Henry, the 2015 Heisman Trophy winner from the University of Alabama. The former Crimson Tide back had a career night during a game last season against the Jacksonville Jaguars, rushing for 238 yards with four touchdowns, including an NFL record-tying 99-yard run.

"Derrick is one of my closest friends. We talk just about every

day, even during the offseason," Jones said. "He's the first guy to come in and say 'Roll Dawgs' every day because he was committed to Georgia for a while. But he bleeds crimson through and through. We have that relationship that we want each other to do well. When it comes down to that last game of the year we just say anything that week."

"He's a heck of a guy, tough player, good team guy. If you have a guy like that you can really lay it on. It wears a defense out and as an offensive line we really love blocking for a guy like that."

It was the Crimson Tide that handed Jones' alma mater two of the most devastating losses in the program's history – last year's SEC title game and the 2017 national championship game. Fortunately for Jones, he didn't have to witness the defeat in Atlanta.

"Last year, I missed the game because of meetings," Jones said. "I went into meetings and we were up like 20-7, and I got out and we had lost the game, so I was like, 'Oh my goodness.'"

"I'm happy they turned it around and hopefully they can take the next step."

For more on Jones' camp or to register, go to www.thejonesmission.org.

###

BEN JONES

BEN JONES NAMED TITANS WALTER PAYTON MAN OF THE YEAR NOMINEE

**BY JIM WYATT
TITANS ONLINE
DECEMBER 12, 2019**

NASHVILLE – When Titans center Ben Jones entered the NFL with the Texans back in 2012, he worked to establish himself on the football field with veteran players around him.

Jones was also paying attention to his teammates off the field. And he saw how involved many of them were in the Houston community, from Matt Schaub to Owen Daniels to Chris Myers.

“I wanted to be able to raise a family like them,” Jones said, “and I wanted to do something to help others with the platform that we have – those guys really opened my eyes.”

After spending his first four NFL seasons with the Texans, Jones arrived in Tennessee in 2016, and he got to work. And in 2017, Jones and his wife, Alex, established The Jones Mission to provide at-risk youth with opportunities they might otherwise not have through grants, additional resources and educational opportunities.

In the past three years, Jones has made a big difference – and his work hasn’t gone unnoticed.

Jones is the 2019 Titans recipient of the Walter Payton Man of the Year award.

Jones is now a finalist for the league-wide 2019 Walter Payton NFL Man of the Year Award that will be awarded during the upcoming Super Bowl week. This prestigious NFL award has been in existence since 1970 and it honors players who demonstrate outstanding balance in their lives between civic and professional responsibilities. In 1999, the NFL renamed the award after the late

Walter Payton as a tribute to his greatness, both on and off the field.

“It is something that is definitely appreciated,” Jones said of the award. “But the reason you give back is to help people out and to see the impact you can make on kids, and to see the joy you bring them when you take them to games, bring them to practices, and you are able to help their facilities. It means a lot. I get so much joy by seeing how happy they are and how much they benefit from all the guys on our team that are caring and supporting our foundation.”

During each of the past three offseasons, Jones and his wife have hosted the annual Ben Jones Celebrity Clay Shoot, a skeet shooting tournament, to raise money for local youth-serving non-profit organizations. The three events combined have raised more than \$400,000 benefitting The Jones Mission Fund.

Through The Jones Mission Fund, Jones said they’ve been able to serve more kids each year in after-school programs. As a result of the 2019 clay shoot, The Jones Mission was able to donate \$40,000 to Endure Athletics and \$45,000 to Preston Taylor Ministries. With their grant, Preston Taylor Ministries was able to open a new location for after school programs.

“We’ve done counselors for homeless kids who are in after-school programs,” Jones said. “We’ve done things with the church to bring kids and their mentor to a Titans game. If it’s from an after-school program, if it’s sending them to camps, if it’s bringing them to football games, if it’s getting them the skill they need outside, a tutor.

“The more time they are able to be around positive role models and getting to have an experience and knowing they can get out of where they are. I want to give kids something to look forward to. I just want to give kids a chance. We’re just trying to give a kid that needs a little extra help a shot.”

Here’s a deeper look at Jones, and his work in the community:

- Ben’s childhood adversity – his father was killed in a helicopter crash just a few months after his 10th birthday – planted the seeds of a strong and still-growing passion for helping kids in need, and he strives daily to be a role model and show children experiencing hardship that anything is possible through hard work, determination, and prayer.

- Renovations to the Nashville Ronald McDonald House kitchen and dining room were completed this summer, courtesy of a \$88,000 grant from the 2017 clay shoot. The 2017 event also allowed Ben and Alex to expand and remodel the computer lab at Youth Encouragement Services. The computer lab was also unveiled over the summer.

- In 2018, the event raised \$33,000 for Endure Athletics, \$22,000 for Backfield in Motion and \$33,000 for Alive Hospice.

- Every year, Ben sponsors a trip to a Titans game for the seniors on the football team at his high school (Bibb County HS) in Centreville, Alabama. The experience includes round-trip transportation from his hometown, tickets, a private tailgate, swag bags plus a meet-and-greet with Ben and tour of the Titans practice facility after the game.

- Ben also hosts a “Friday Night Lights” free youth football camp in Centreville every June for kids ages 8 through 14.

- The Jones Mission is also very active during the holidays as Ben sponsors Christmas shopping events for families in his hometown in Alabama and locally in Nashville.

- In addition to his work with his own Foundation, Ben is also actively involved in team-organized community events and programs, appearing on behalf of the team at local schools, hospitals, fundraising events, 5K races and more.

BEN JONES

Jones credited all the sponsors, and everyone who has supported his events over the years.

###

And he gave thanks to his wife, Alex.

“She backs it all up,” Jones said. “She is the busy bee behind everything, checking every box and making sure it flows right. It wouldn’t get done if it wasn’t for her.”

All 32 nominees will receive a donation of up to \$50,000 in their name to their charity of choice. The winner of the Walter Payton NFL Man of the Year award will receive a \$250,000 donation to the charity of their choice. All donations are courtesy of the NFL Foundation and Nationwide.

As a nominee, Jones will wear a Walter Payton NFL Man of the Year helmet decal through the end of the season in recognition of his accomplishments on and off the field.

Jones said because the Titans organization, and locker room, has such a giving culture, it makes the award special for everyone. Titans defensive lineman Jurrell Casey’s was the team’s Walter Payton Man of the Year recipient in 2016 and 2018. Titans linebacker Wesley Woodyard was the team’s recipient in 2017.

“We have multiple guys that are coming to my event, going to other events. It is a family, and you want to support each other,” Jones said. “Logan (Ryan) is always there, Jurrell is always there, Delanie (Walker) is always there. So many guys are always there to support me, and we support each other.

“All those guys are just as worthy as me, and they have foundations and are doing everything they can, putting in the extra hours to help the community as well. So many guys are just as worthy. Really, all of us just want to do our part to help and make a difference in the lives of others.”

DaQUAN JONES

Q FACTOR: TITANS D-LINEMAN DAQUAN JONES BUILT FOR MORE SUCCESS IN 2020

**BY JIM WYATT
TENNESSEE TITANS
AUGUST 10, 2020**

NASHVILLE – DaQuan Jones has seen plenty of change during his NFL career.

A fourth-round pick in the 2014 NFL Draft, the big defensive lineman has played under three head coaches and three defensive coordinators in Tennessee, and he's seen a lot of Titans teammates come and go inside the locker room. Jones has played on teams that finished 2-14 and 3-13, and he's played on four straight 9-7 teams, in five playoff games, and in an AFC Championship Game.

He's the longest tenured Titan on defense.

Through it all, Jones has put his head down, and worked. He's been one of the team's most under-the-radar players, while also being among the most dependable.

So, it's no surprise Jones thrived during an NFL offseason rocked by the coronavirus. With facilities across the NFL closed to players, Jones took it upon himself to get ready for the 2020 season.

The result:

"I think I had one of my better offseasons this year," Jones said on Friday. "I feel very ready, just did a lot of different type of training, cross-fit training. I feel ready to go."

When the 2019 season ended, Jones couldn't have predicted how this offseason would play out.

Instead of working with the team's strength and conditioning coach and staff, he began using his wife's trainer, Kevin Andres of K Squared Fitness, when he'd come by the house to work with his wife. Katie Andres, a certified nutrition coach

and health/ fitness guru, also came by to work with Jones and his wife, Alexis.

The 6-foot-4, 322-pounder changed his training approach as a result, adding a lot of high-intensity cardio with his work lifting weights.

"I decided to one day take part and I kind of fell in love with it," Jones said. "(Kevin) does a lot of HIIT training and cross-fit type stuff and ... it really helped transform my body going into the season. Big shout out to Kevin for doing that for me."

In 2020, Jones wants to keep doing his part to help the Titans on defense.

In 2019, Jones started all 16 games for the fourth time in his career, and for the second consecutive season. He achieved career highs with 21 quarterback pressures and three passes defensed while also posting 50 tackles, and one tackle for a loss. According to Pro Football Focus, Jones also played in 799 snaps without being called for a penalty.

"(I want to be) dependable and making sure I can be accounted for by my teammates," he said.

In 2018, Jones started 16 games and racked up 39 tackles with 14 quarterback pressures and a career-high four tackles for a loss. His 2017 season was cut short because of a bicep injury, which ended his streak of 45 consecutive starts. Jones had a career-high 3.5 sacks before the Dec. 4 injury.

On a defensive line that featured five-time Pro Bowler Jurrell Casey, oftentimes Jones was shorted praise for his efforts, even though coaches and teammates sure appreciated his contributions. In 2018, Jones was rewarded with a contract extension that's now set to expire after the 2020 season.

With the addition of first-round pick Jeffery Simmons in last year's draft, Jones has already found himself among those answering questions about the potential of the 19th

overall pick. It's all good with Jones, because the two are good friends. In fact, Simmons joined Jones for some of those in-house workouts this offseason.

Jones said he wants to help Simmons achieve greatness.

"I mean, I thought we all got a glimpse of that last year when he came in and wrecked shop," Jones said of Simmons. "I'm just excited for him to come out there fully healthy and do what he does best, be a big, dominant player."

"With Big Jeff, (I) like just helping him in any way I can. ... So just taking on more of a leadership role and helping the young guys learn."

Jones, of course, plans to wreak some havoc himself, alongside his teammates.

He said he's also happy to be on a contender, knowing he was a part of the culture change in Tennessee. He made it clear he'd like to stick around for years to come.

"I just come to work every day, put my head down and plow away," he said. "Really, that's all I do. It's crazy to think that I'm the only guy here from even when we went 2-14. It's a blessing at the end of the day, but I'm a guy that comes in with my head down to work. I'm just thankful."

"It's way different (than my early year here). I mean, the vibe in here is crazy. I know how it feels to go through a 2-14 season. It's not fun, at all. I mean, the joy is not in it. ... So for me to ... be on a team like this is a blessing."

###

MANIC MONDAY: FUN- LOVING DEFENSIVE BACK JOSHUA KALU A POPULAR GUY AFTER FIELD GOAL BLOCK SAVES TITANS

**BY JIM WYATT
TITANS ONLINE
NOVEMBER 11, 2019**

NASHVILLE – Joshua Kalu has done some pretty special things in his life, but what happened on Sunday was a game-changer in more ways than one.

Kalu's blocked field goal on the final play of the game preserved the Titans' 35-32 victory over the Chiefs, and it caused his phone to blow up, too.

"Everybody is still texting me, calling me," a smiling Kalu said on Monday. "This is probably the biggest reaction that I have gotten for anything in life – birthdays, graduation, you name it. I guess the game went nationwide so people and friends from New York to California to Miami have reached out. I have some people I know from London who have hit me up, congratulating me. It is an amazing feeling.

"My Instagram followers went up, the Twitter followers and messages are booming," Kalu said. "I am just glad we got the win and I'm glad I was able to do my part."

Just another Manic Monday, right?

Kalu, in his second season with the Titans after signing as an undrafted free agent last May, sprinted off the edge from the left side to get his left hand on a 52-yard field goal try by Chiefs kicker Harrison Butker, a play that ended the game, and sparked a wild celebration.

Kalu ran around after blocking the kick, before eventually being swarmed by teammates, and head coach Mike Vrabel.

From the hundreds of people who've contacted him since

Sunday's game, Kalu said the one that might've meant the most came from his Pop Warner coach back home in Texas. Kalu's relationship with his first football coaches dates back to when he was in fifth grade.

Titans teammates said they're genuinely happy for Kalu, a defensive back who is popular in the locker room.

"He is happy every day," teammate Logan Ryan said of Kalu, a colorful dresser with a colorful personality. "He has a good spirit about him. Kalu, he's the class clown of the group. He keeps it light. I think me and (Kevin Byard) can be pretty serious a lot of times and demanding as leaders in the DB room, but I think you need a Josh Kalu, a class clown to keep it light. That's who he is every day --he is always smiling, making jokes. He knows when to work, but he keeps it light all the time."

Kalu, who played collegiately at Nebraska, played five games for the Titans in 2018, and he'd suited up just once this season before Sunday's game. Kalu spent the first half of the season on Injured Reserve. He's played primarily on special teams in the NFL, but he played in the defense on at least one play on Sunday.

Byard agreed Kalu is a jokester, but he also pointed to his work ethic. Kalu is also known for being heavily involved in the community back home in Texas, and also in Lincoln, Nebraska. Kalu was named to the Brook Berringer Citizenship Team and the Tom Osborne Citizenship Team as a sophomore, junior and senior while at Nebraska, where he played in 48 games and tallied 215 tackles, two sacks and seven interceptions in his collegiate career.

When Kalu joined the Titans last May, Byard said it didn't take him long to make his presence felt with his jokes and light-hearted disposition. In fact, they had to check the young buck.

"It's funny, when Kalu got here last year he was always making jokes and we kind of had to remind him, 'Hey, you're a rookie! You're a rookie!'," Byard said with a smile. "He actually tried to break down the group one day in training camp last year and I kind of shot him down, 'Hey, you're a rookie. You don't get that.' But he walks around with that confidence, and that attitude that he wants to be great, and wants to do great things."

Joshua Kalu's (@BluesKalus) blocked field goal today for @Titans made No.8 on @SportsCenter's top 10 list. 🏈

Kalu chuckles when he hears the comments from his teammates. It's not unexpected.

After making the biggest play of his NFL career, Kalu said he'll continue working while also keeping it light.

When he got home after the game Sunday night he didn't spend the evening Googling himself or checking his mentions on social media. He still hasn't seen himself on SportsCenter's Top 10 list.

"I hopped on Call of Duty for a little bit," Kalu said. "I did watch that play over and over again, though. The biggest thing for me was watching everybody else's reaction around me, from coaches to players to fans to everybody. I was happy to make the play and happy it caused so many people to get excited."

###

JOSHUA KALU

TITANS DB JOSHUA KALU WORKING TO PROVIDE MEALS TO NURSES DURING CORONAVIRUS PANDEMIC

**BY JIM WYATT
TENNESSEE TITANS
MAY 9, 2020**

NASHVILLE – As a player in the National Football League, Titans defensive back Joshua Kalu knows his job comes with risks.

But Kalu signed up for it, and he loves it.

The same can be said for his two sisters – nurses who are currently working on the front lines of the COVID-19 pandemic.

And today, Kalu is doing his part to show them how much he appreciates them, along with all the nurses who are working long hours during the global health crisis.

"When you're a nurse, you know what risks come with it, too – whether that's getting infected with any type of disease, or just seeing and dealing with people you know might pass away," Kalu said. "They signed up for it, and I am proud of them because when the going got tough, they stepped up to the plate and are not backing down. They are dealing with chaos and stress on a daily basis."

JOSHUA KALU



@BluesKalus

COVID-19 has impacted all of us directly or indirectly. My sisters (both nurses on the frontline) have shared their firsthand experiences with working extended hours and managing chaos on a daily basis. As a leader, I wanted to do my part to keep our healthcare workers going.

Kalu, who initially joined the Titans as an undrafted free agent in 2018, has played in 16 games over the past two seasons. He made one of the

biggest plays of the 2019 regular season with a blocked field goal against the Chiefs on the final play of the game, which secured the win.

Earlier this offseason, Kalu traveled with a contingent of former and current NFL players with the group American Football Without Barriers to Budapest, Hungary, where he helped spread the word about American football, and his love for the game.

In recent weeks, in his hometown of Houston, Kalu has stepped up during the coronavirus pandemic for nurses. One of Kalu's sisters is a nurse at a hospital in Houston, the other at a hospital in the Bronx in New York. Kalu's mother is also a nurse.

Kalu has worked to provide meals to nurses at hospitals in Houston, using local restaurants. It started with roughly 30 meals delivered to the COVID-19 unit at from Mezza Grille, and then grew to 40 meals from Lotus Seafood. He's part of a group that is also helping nurses at other hospitals in the area.

On Mother's Day weekend, Kalu will join with others, including long-time friend Ogbonnia Okoronkwo, a linebacker with the Rams, to deliver 250 meals from the Turkey Leg Hut in Houston.

Kalu and others, including his trainer Justin Allen, are all working for the cause. And he's encouraging others to help the group. (Here's a link where donations are being accepted to contribute to the cause, through Allen's Foundation: [CLICK HERE.](#))

"It's Mother's Day, and it's also Nurses Appreciation Week, so it's perfect," Kalu said. "This isn't about me -- I just hope people see my video or hear about this they'll want to contribute to it or donate any way to help. It's all about giving back because these nurses are doing amazing work to help people. I want to let them know they are appreciated.

"Our nurses are fighting long hours, and they're fighting for us. That's my inspiration. I want to help the real heroes who are fighting for us. I'm just trying to do my part."

###

DENNIS KELLY

KELLY CATCHES A PIECE OF PLAYOFF HISTORY

**BY DAVID BOCLAIR
SI.COM**

JANUARY 20, 2020

Dennis Kelly set an NFL record Sunday when he caught his second pass of the season.

The reserve tackle gave the Tennessee Titans a 17-7 lead over the Kansas City Chiefs when he caught a 1-yard touchdown pass from Ryan Tannehill with 6:39 to play in the first half.

That made him – at 321 pounds – the heaviest man to score a touchdown in a playoff game.

That moment was as good as it got for the Titans. Kansas City scored the next 28 points, and Tennessee's improbable run through the postseason ended one game short of the Super Bowl with a 35-24 defeat.

Kelly, who is 6-foot-7, was one of two Tennessee offensive linemen to catch a touchdown pass during the regular season. He scored on a 1-yard reception at Jacksonville on Nov. 24. David Quessenberry did the same Sept. 15 against Indianapolis.

The touchdown pass was Tannehill's fourth of the postseason. Only one was to a wide receiver (Kalif Raymond). The other two went to tight ends, Jonnu Smith and Anthony Firkser, who added a fourth-quarter score against the Chiefs and became the only Tennessee player with multiple touchdown catches in the postseason.

Acquired in a trade with Philadelphia in 2016, Kelly routinely has lined up as an extra tight end over the past four seasons and even has been credited with seven starts in that role. He has done so under three different head coaches (Ken Whisenhunt, Mike Mularkey and Mike Vrabel) but never had a pass thrown in his direction before this season.

His brother, Tim Kelly, is the offensive coordinator for the Houston Texans. So, he presumably has a little more offensive insight than most offensive linemen.

Kelly was one of 10 different Titans to catch a pass in the AFC Championship and one of 12 with at least one reception in the playoffs.

###

DENNIS KELLY

DENNIS THE MENACE: GIANT TACKLE DENNIS KELLY ENFORCING HEALTH AND SAFETY PROTOCOLS WITH TITANS

**BY JIM WYATT
TENNESSEE TITANS
AUGUST 4, 2020**

NASHVILLE – The Titans are taking every precaution necessary to stay safe while playing football during a pandemic.

Players and team personnel have been tested daily for COVID-19. Meetings are being held in the team's spacious indoor practice facility so players and coaches can spread out more, there's a limit to the number of players in the weight room and other areas at the same time, and the cafeteria is now grab-and-go style.

If somebody slacks off with social distancing or mask wearing, well, the Titans have a 6-foot-8, 321-pounder ready to enforce the rules.

Dennis Kelly, aka "The Undertaker" gave teammate Taylor Lewan the "What in the name of Dr. Fauci?" look the other day for not wearing his mask properly.

"I think Dennis would be an unbelievable dictator in any country, as the way he's been handling the mask thing," Lewan said with a smile on Monday. "And so, although it's been very annoying, he's doing a good job, and I hate even saying that out loud. Dennis is a really good friend of mine, so I hate doing the boy compliments, but Dennis and I actually got into it today about me and my mask was below my nose so he made sure and told me the protocols of what to do. And so, he's been doing a good job. He's definitely not worried about being annoying in that sense, which is good."

No one is upset with Kelly, the team's NFLPA player rep, for his enforcement.

As an organization, the Titans have proven to be on the same page with COVID-19 safety protocols at the start of training camp.

"Dennis is definitely doing his thing, making sure that we stay safe, keeping the health of the team first, keeping the health of everyone in this organization first," tight end Jonnu Smith said. "He's definitely been patrolling on his thing. We just got to kind of follow Dennis' lead when it comes to safety protocols."

"He's really been anal about it," safety Kevin Byard said of Kelly. "We're all getting used to these new rules, and protocols, and wearing a mask, and stuff like that. I think it's good. I think it's good for Jon (Robinson) the coaches, everybody's trying to make sure that everybody's wearing masks. At the end of the day, the safest teams and the healthiest team this year is going to be the one that's going to be playing in January and February. We can only control what we can control. Different sports whether it's basketball, NHL, baseball, they all have different ways of going about things, but as far as us as a team, we're trying to do our best."

###

WHEN YOU HAVE BRETT KERN — A PRO BOWL PUNTER AND A PRETTY GOOD ATHLETE — YOU TAKE SOME CHANCES

**BY JOHN GLENNON
THE ATHLETIC
DECEMBER 17, 2019**

The play call itself? Debatable.

When the Titans — in punt formation near the end of the first half Sunday — sent Amani Hooker in motion toward the right sideline, it appeared to all but wave a flag in the face of the Texans, alerting them that a fake might be in the works.

What special-teams unit, after all, would simply ignore the fact that two players were flanked wide to the right instead of the usual single gunner?

“(The Texans) definitely thought something was up,” Titans gunner Dane Cruikshank said. “That’s why they backed off their coverage.”

So go ahead and critique the design if you choose, but let’s show a little appreciation here for punter Brett Kern, whose 47-yard spiral downfield still nearly turned the fake into a success, his pass tipped away from Cruikshank at the last second by Texans defensive back Lonnie Johnson.

“I mean, it’s really a perfect throw,” exclaimed CBS Sports analyst Tony Romo, who knows a thing or two about slinging the football.

It’s been an out-of-the-ordinary season for the 33-year-old Kern, a 12-year veteran who may be headed to his third consecutive Pro Bowl after finishing first among punters in fan voting. He’s punting to his usual strong standards, fifth in the NFL in average (47.5 yards per attempt) and tied for third in net average (43.6 yards per attempt).

Kern’s arms and legs, however, have been even more entertaining than his foot.

Heading into Monday night’s game, Kern was the only punter in the NFL this season who had both run once and thrown at least two passes, plays that have resulted — at various times — in Kern’s near decapitation as well as in game-changing moments.

Who says punters live a life of leisure?

“Hey, whatever works,” Kern said Monday. “If there are certain looks or certain ways we can help the field position, help with trying to get first downs here or there, and take advantage of something the punt-return team does, then I’m all for it.”

Just why is it that Kern, who’d never thrown a single regular-season pass before this year, has been assigned a few more opportunities this season?

Maybe it’s as simple as a former NFL player — Titans coach Mike Vrabel — wanting to see his specialists sweat a little harder during practices that aren’t exactly exhausting.

“They’ve got a lot of time on their hands,” a half-serious Vrabel said. “They kick for about 10 minutes, then they snap and hold, then they probably throw passes and do some stuff.”

Kern won’t argue with that. When he punted collegiately at Toledo, Kern had enough spare time on his hands during practice that he took up holding for the team’s kicker. It turned out to be a pretty smart decision on Kern’s part, as he’s doubled as the Titans’ holder since arriving in Nashville.

So these days, Kern uses some of his extra moments to craft fakes, working alongside special-teams coach Craig Aukerman and assistant Matt Edwards.

“We just try to find out what’s realistic and what’s not, what’s a throw I could make and feel comfortable making it,” Kern said. “You just toss around the ideas of what would work and what

wouldn’t, and then you go from there.”

Still, Vrabel wouldn’t be handing out extra responsibility — running and passing the football — in key situations to Kern unless he trusted his decision-making and athleticism. Considering Kern’s background includes long-jumping, high-hurdling, playing basketball (he has some nasty dunks on tape) and owning a one-handicap in golf, it’s a pretty safe bet he’s not going to trip over his own two feet while attempting a fake.

“I guess you never really know about the term ‘athletic,’ what it means to be an athlete,” Kern said. “That’s always a debate in our locker room, as far as what it is to really be an athlete.

“Shooting hoops out here definitely helps me. Playing golf helps. Being able to throw the football a little bit helps, too.”

When it works as planned, everyone looks like a genius.

That was the case earlier this season against the Los Angeles Chargers, when Kern connected on a perfect 11-yard strike to Kevin Byard, producing a first down on fourth-and-8. That completion led to the Titans’ first score of the game and a 3-0 lead.

But all the extra practice hours and all the surprising athleticism in the world don’t always result in success. No one knows that more than Kern, who’s been part of two special-teams failures this season.

The first oops was especially memorable to everyone, with the possible exception of Kern, who still may be fuzzy about the fake field-goal attempt against Tampa Bay. Kern took the deep snap from center on that play, then stood up and headed around left end in search of a first down. But Buccaneers linebacker Devin White read the play perfectly and delivered a frightening, flattening hit on Kern.

BRETT KERN

“I heard (the hit) and I thought, ‘Oh my God,’” Taylor Lewan said following that contest. “I thought he was dead.”

Kern managed to survive quite well, thank you, to the point he was back at it last Sunday, throwing long to Cruikshank with the Titans facing fourth-and-10 at Houston’s 37-yard line.

Should Vrabel have simply stuck with the offense in that situation, especially considering Ryan Tannehill’s success at converting third-and-long plays since becoming the starter? One could certainly make an argument that going a more traditional route would have offered a better chance at success than having a punter throw a Hail Mary.

Still, hats off to Kern for making an on-the-money toss halfway down the field.

It was simply the latest lively moment in a season that’s offered Kern more than his usual share.

Who knows when the Titans will once again call on his arm — or legs — to complement that rocket of a right foot?

###

BRETT KERN

TITANS PUNTER BRETT KERN'S STOCK KEEPS GOING UP AS HE HEADS INTO 13TH NFL SEASON

BY JIM WYATT
TENNESSEE TITANS
SEPTEMBER 2, 2020

NASHVILLE – Titans punter Brett Kern is a numbers guy, and a family guy.

When a season ends, Kern looks back at every punt he charted. If there's a certain direction from a certain hashmark he needs to improve on, he works on it leading up to the next season.

With net averages and gross averages listed next to his name, and yard lines to aim for, it's understandable.

It also explains why he's a three-time Pro Bowler.

This offseason, when he had to punt his normal offseason routine because of the coronavirus pandemic, Kern crunched some other numbers while spending a lot of extra time with his family.

Kern and his wife, Tiffany, became full-time teachers to their three children at home.

Kern taught his 10-year-old son Bryce about the stock market, of course.

"He is getting there," Kern said. "I am not sure if he understands what drives the stock market, but as far as the numbers are concerned, and how you can gain and lose in the market, and what that does to your portfolio, he understands that. I also taught him how to balance a checkbook, some of the stuff he'll need when he gets older. I would say (during the extra time at home) I definitely learned a lot more about my kids, as far as how they learn and what they respond to and what they don't."

But it's back to football now.

Kern, named first-team All-Pro by the Associated Press in 2019 in addition to being named to his third straight Pro Bowl, is set to begin his 13th NFL season – his 12th with the Titans.

In 2019, Kern led the NFL with 37 kicks placed inside the 20-yard line, and he led the AFC with a 47.1 gross average. Kern registered 39 punts of 50 or more yards in 2019, and he tied an NFL record with eight punts placed inside the 20 in a game at Denver.

Kern, of course, aims to keep getting better.

"I'm a perfectionist," he said. "I'm probably my toughest critic. I'm really hard on myself, so when I go back and look at film it's not very hard for me to find stuff that I know I need to get better at. I obviously watch the film, I'll look at last year, even the year before, maybe go three years back and just look at different games in the same stadium, really just try to dissect. I don't want to create a pattern where if I'm in a certain situation, I know I'm going to hit a certain punt. So, try to mix it up a little bit and then like I said, obviously working on punts that I felt like I maybe wasn't as consistent as I should be, and work on those. Going into year 13, I have past offseasons that I've learned from -- what's worked, what hasn't worked. There's always something I can get better at.

"And, of course, Coach (Mike) Vrabel and (special teams) coach (Craig) Aukerman hold me to a higher standard to try and get inside the 10s, so just working on placement, hitting target points on those kinds of punts. Consistency is always my main goal, any time I go out there and kick I set different goals for myself, just to be as consistent as possible."

Kern has been a dependable pro since joining the Titans during the 2009 season, after being waived by the Broncos, where he spent the 2008 season and the early portion of 2009.

Kern is the franchise's all-time career leader in both gross punting average (45.9) and net punting average (40.8), and he ranks second in team annals in career punts (839), behind only Craig Hentrich (861).

Kern owns the top eight net punting seasons in franchise history, and nine of the team's top 11 net punting seasons.

As Kern prepares for the start of the 2020 season – and another trip to Denver, where his career started – he's excited about what's ahead.

And he's thankful for what he's accomplished so far.

"Early on in your career it is almost like you're trying to survive at times, and now my thought process is just to have fun and do everything I can to help our team win," Kern said.

"Obviously I am on the back half of my career, so I'm also just trying to enjoy the relationships that I make, the guys that I am around in the locker room, the camaraderie, because I know that won't always be there. So, building relationships, making new friends, and experiencing everything the NFL has to offer and understanding how it has blessed my family immensely. I just want to keep plugging along, take it game by game, and try to do my job the best that I can each game."

###

DESMOND KING II

TITANS ACQUIRE CHARGERS CB DESMOND KING VIA TRADE

BY JIM WYATT
TENNESSEE TITANS
NOVEMBER 2, 2020

NASHVILLE -- The Titans have traded for Chargers defensive back Desmond King.

King (5-10, 201) earned AP All-Pro honors at cornerback and second-team All-Pro as a punt returner in 2018 for the Chargers. In his four season as a pro, King has tallied 213 tackles, four interceptions, two forced fumbles, four fumble recoveries and 7.5 sacks in 53 games played (23 starts) for the Chargers. During his All-Pro season (2018), he totaled 60 tackles, three interceptions, one forced fumble, two fumble recoveries and an 13.8-yard average as a punt returner.

King was a fifth-round pick out of Iowa in 2017.

The Titans sent the Chargers a sixth-round pick in the 2021 NFL Draft.

Also on Monday, the Titans waived defensive lineman Isaiah Mack.

"(GM) Jon (Robinson) and I talked, and he's a player he and I felt like could help us, has played DB, has been disruptive, has been an effective blitzter, and has done some things," Vrabel said of King. "We'll see where he's at when he gets here. He's going to be away from the building for a while, going through protocols. We won't know much until much later in the week. Everything that we've heard is he's a player that loves football, is competitive, and he's played a number of different spots."

In a video conference call on Monday, Vrabel acknowledged King has played the majority of his career in the slot, "and by all accounts, that's where he would start out."

Vrabel said there's a chance King could be available for Sunday's

game vs the Bears, but he indicated some testing and travel protocols are on the horizon. Vrabel said he believes Saturday is the earliest King could be with the Titans.

"I would assume he will be involved in Zoom meetings for most of the week," Vrabel said.

As a college player at Iowa (2013-16), he was a four-year starter and earned the Jim Thorpe Award, which is given to the nation's best defensive back. He also earned Iowa's award for MVP on defense and the special teams award. For his college career, King recorded 14 interceptions, including eight in his junior season, and three interceptions returned for touchdown. He also posted a career punt return average of 11.2 yards.

###

DESMOND KING II

TITANS IMPRESSED THAT NEW ACQUISITION DESMOND KING HAS BEEN SUCH A QUICK STUDY

**BY PAUL SKRBINA
THE TENNESSEAN
NOVEMBER 18, 2020**

Desmond King spent most of the first week with his new employer working via Zoom.

The practice has become commonplace for many people in the workplace because of the COVID-19 pandemic. But for King, an All-Pro free safety in 2018, not actually being at practice after he was acquired by the Titans on Nov. 2 from the Chargers presented a challenge.

King met with co-workers digitally by day and studied his new playbook by night from a hotel room as he followed COVID protocols.

"When I was in the hotel, me and this chair became best friends and that's where I've been sitting at literally for the past week," King said after the trade. "I just put my head in the playbook. I knew I had a short week of getting this down and not letting it be a distraction. I used that as motivation to know that I have to get it down to go out there and play and have my teammates trust me when I'm out there."

He showed his work almost immediately when he recovered a fumble and galloped 63 yards for his first career defensive touchdown during a 24-17 victory against the Bears in his first game with the Titans, after zero practices.

His progress since has left his peers and coaches impressed.

"Credit to Des," secondary coach Anthony Midget said Tuesday. "We kind of put a lot on him early and he handled it. Certain situations you're protecting him from, but the more he's been here the more we've added to his plate."

King has been eager to show off his appetite. He was acquired to help bolster a struggling secondary that has been without injured Adoree Jackson. His arrival came in wake of a slew of departures as the Titans attempted to address many issues.

He started again during last week's loss to the Colts, contributing five tackles. He has been on the field for 102 snaps in his first two games, or nearly 70% of the time.

He'll likely play a lot of snaps again Sunday (Noon, CBS) when the Titans (6-3) face the Ravens (6-3).

But not before he spends a lot more time studying. Only now he can do it in person with his still-new teammates, without the hotel chair.

"He's been meeting extra, the vets have been helping him out," Midget said. "He's done a great job ... putting his head down and taking the coaching and learning. ... I've been pleased with the guys the way they've helped him out and pleased with him the way he's picked up the system."

###

HAROLD LANDRY III

HAROLD LANDRY'S SECRET WEAPON IN BREAKOUT SEASON FOR TITANS? CONFIDENCE

*BY TURRON DAVENPORT
ESPN.COM
DECEMBER 6, 2019*

NASHVILLE, Tenn. -- Entering his second NFL season, Harold Landry had a goal: Be disruptive, making as many plays and turnovers as he could.

Through 12 games, the Tennessee Titans outside linebacker has done just that, leading the team with nine sacks to go with an interception and a forced fumble.

Landry is delivering for a team desperately in need of an impact player off the edge. The secret sauce for Landry's success might simply be a heightened level of confidence.

"This year, I am just cutting it loose and going out there playing as fast as I can," Landry said. "I am much more relaxed, flying off the ball, and it's much more reactionary."

Defensive coordinator Dean Pees sees the confidence growing in Landry, too.

"Half the battle in any football player is once the guy is playing with confidence, they start playing faster. ... They feel much more comfortable, and they're not thinking as much," Pees said. "They are just playing. That's exactly where [Landry] is. The more he gets sacks and things like that, the more confident he becomes."

With one more sack, Landry will be the first Titans player to reach double digits since Brian Orakpo had 10.5 in 2016. Landry has had at least one sack in eight games this season and has registered a sack in five consecutive games, the second-longest streak this season, according to ESPN Stats & Information.

Landry's pass-rushing production isn't showing up just in sacks. His 18 quarterback pressures on third down

are the second-most in the NFL. Only the Los Angeles Chargers' Joey Bosa (21) has more. One of Landry's pressures against the Colts forced Jacoby Brissett to make a careless throw that was intercepted by safety Kevin Byard. That set up Ryan Succop's game-tying 31-yard field goal.

How did Landry get so confident? The 6-foot-2, 252-pounder worked on adding pass-rushing moves during the offseason. He spent time watching film of pass-rushers such as Dee Ford, Khalil Mack and Von Miller and put hours in at the weight room with teammate DaQuan Jones so he could add more muscle. The greater strength, combined with the new pass-rush moves, have led to Landry's growing belief that he can whip the man across from him.

Outside linebackers coach Shane Bowen credited Landry for learning to tweak his attack during the game as he experiences how offensive linemen are trying to block him. Bowen is up in the booth during game day, but they discuss adjustments throughout the game. The different moves and techniques that Bowen, defensive assistant Ryan Crow and head coach Mike Vrabel are teaching Landry in practice are starting to surface on game day.

"The biggest thing with him is his confidence going into the game right now," Bowen said. "I think any time you're dealing with a young guy, it takes time for that stuff to carry over. When the lights come on, you start looking around, and your focus might go away from some of that stuff. He's locking in ... everything is slowing down for him now, so he can focus on doing those little things that we talk about when we're on the practice field."

Landry is taking it to a new level this year by studying what is working against opposing offensive linemen and replicating it throughout the game. He stopped short of calling it a pass-rushing plan, but he said he caters his attack to different linemen.

"When I am preparing for a game and see a guy that's a low-puncher, that's good for a chop," Landry said during training camp. "When I see a high puncher, that's good for a dip so I can get under him. I want to go into a game and be able to use more than one move that I know will work. It might not be the best time to go to a dip and corner on him. I might have to stab him or do something else. Building my overall repertoire of moves helps me go against the tackles or tight ends."

Another area of emphasis was playing better in space. Landry had been more of a "see ball, get ball" player at Boston College, but now he's asked to do more. He said he's getting more comfortable dropping back into coverage, reading plays and doing more of the things that Dean Pees requires players to do in his defense.

Oakland Raiders coach Jon Gruden says Landry is a player who stands out as his team prepares to face the Titans. Although Gruden called Landry a great edge rusher, the concern is not just because of the sacks.

"You have to be careful with him. He can hurt you off the edge. He does a lot. He drops into coverage, has great range. We will know where 58 is," Gruden said of Landry via conference call.

Landry has enjoyed success this season, but he's ready to keep ascending.

"I love making plays and getting hype with the other guys," he said. "That's when it's the most fun: when we are all out there making plays and feeding off each other's energy. It's awesome."

"I feel like there's another level that I can take. I am just trying to finish these last games strong and get into the playoffs, then take it from there."

###

HAROLD LANDRY III

TITANS OLB HAROLD LANDRY PLANS TO BE A CONSISTENT FORCE IN 2020

BY JIM WYATT
TENNESSEE TITANS
AUGUST 3, 2020

NASHVILLE – Harold Landry isn't making excuses for his quieter ending to the 2019 season.

The Titans outside linebacker, who led the team in sacks last fall, said he would like to be a consistent force sacking quarterbacks from beginning to the end in 2020, however.

And he has a plan to make it happen.

"I feel tremendous, and I'm ready to go," Landry said. "I feel great, and I am ready to take that next step.

"My goal when I came into the league was to be a better player every single year. I feel like I took a step from year one to year two and now it is time to take a step from year two to year three. I think I'm ready to do that. I have put in a lot of work, and I am excited for this season."

During a video conference call with reporters on Monday, Landry also said he's working to master several pass-rush moves instead of focusing on adding a bunch of new ones.

"I am not necessarily looking to have, like 1,000 moves in my repertoire," Landry said. "I am just looking to have two or three and being able to make those the best rush (moves) possible.

"And another thing is being versatile – being able to rush not just on the edge, but wherever they want me to rush from, depending on the call. That's what I feel like I need to do to take the next step."

Harold Landry Sacks Jameis Winston, Recovers Fumble

Earlier this offseason, Titans outside linebacker coach Shane Bowen took

the blame for Landry's sack totals slowing down at the end of 2019 – he thinks he played too many snaps.

According to Pro Football Reference, Landry played in 85.84 percent of the team's defensive snaps in 2019 – a total of 952 snaps. He played another 25 snaps on special teams.

"He played a lot of plays for us and he did, probably, too much -- that's on me," Bowen said of Landry. "I've got to do a better job of not putting so much on him in terms of play count."

It's all good, said Landry, a second-round pick in the 2018 NFL Draft out of Boston College who led the Titans with nine sacks in 2019, and he added another in the postseason. He finished second on the team with 28 quarterback pressures.

Landry recorded all nine of his regular sacks in the first 12 games, and he went the final four games of December without one. Despite not tallying a sack in the final four games of the regular season, Landry was still around the quarterback – he was credited with eight quarterback pressures in the final four games combined.

Titans OLB Harold Landry Bursts Outside to Sack Bills QB Josh Allen

In the postseason, Landry added a sack of Ravens quarterback Lamar Jackson, and he was credited with eight quarterback pressures in the three postseason games combined despite playing in 98 percent of the team's snaps. Landry played in a whopping 95 of the team's 97 defensive snaps in the team's playoff win at Baltimore.

Landry said he felt like his preparation was the same throughout the season, "but I just had like a cold spurt. You hate to see it, but it happens."

"I hold myself to a high standard, so I feel like whenever he wants me out there, I should be able to perform at a high level," Landry said. "So that's on me. I just need to be able to

perform at my best, full-go, every single play and I think it has more to do with me than (Bowen), but I appreciate him having my back."

Landry said he built a home gym during a house renovation this offseason and spent most of his offseason working in Tennessee.

Landry played in all 19 games, including three postseason contests, in 2019. He finished the year with 89 tackles, and 36 pressures in addition to his sacks, while also tallying five tackles for a loss, a forced fumble and a fumble recovery.

In 2019, Landry became the team's first player with a four-game sack streak since 2016, when outside linebackers Brian Orakpo (five games) and Derrick Morgan (four) each accomplished the feat. Landry ended up with a five-game sack streak.

"I want to be a player, that when I go out on the field, all of my boys I am out there with, they can count on me," Landry said. "I want to make impactful plays, and just cut it loose and be relentless every single snap."

###

**PACKING A PUNCH:
TITANS LB DAVID LONG
JR. HEADS INTO SECOND
SEASON WITH ADDED
CONFIDENCE**

**BY JIM WYATT
TENNESSEE TITANS
AUGUST 16, 2020**

NASHVILLE – David Long Jr. paid his dues during his rookie season with the Titans, doing the dirty work on special teams while waiting for his turn to take on a bigger role on defense.

When the opportunity came, Long, the son of a former professional heavyweight boxer, came out swinging.

Long started at inside linebacker in the team's playoff win at Baltimore, and he played well. It helped cap off a year Long finished in fine fashion.

Looking back, Long said the experience gave him added confidence heading into Year 2 in Tennessee. Long played 54 total snaps against Baltimore.

"It helped it a lot," Long said after Sunday's practice. "I just know as much time I got to be out there, to see how the game goes and as far as how I play with my teammates and communication, as long as I was in there and feeling it, I felt like as the season went on, it got better. At the end, I feel like with opportunities presented, I made the best of those. Coming into year two, I just know what to work on and with a new (inside linebackers) coach, Jim (Haslett), that's my guy. I've been learning a lot from him to take my game to the next level."

A sixth-round pick of the Titans in the 2019 NFL Draft out of West Virginia, Long tallied eight tackles, including two tackles for a loss, in 14 games during the regular season in 2019.

While filling in for an injured Jayon Brown against the Ravens, Long racked up eight stops, including five solos. In the team's three playoff

games, Long had 16 stops and two tackles for a loss, which came in the AFC Championship Game at Kansas City.

Long will provide depth and competition behind starting inside linebackers Rashaan Evans and Brown in 2020, and he'll also have a chance to work in certain packages on the defense, along a role on special teams.

Evans, for one, has been impressed by Long, a 5-foot-11, 227-pounder who amassed 252 tackles, 14 sacks and 40 tackles for a loss at West Virginia. Long's father, David Long Sr., by the way, went 12-5-2 as a heavyweight boxer and he once fought future world champ Deontay Wilder.

"I think David Long is one of those guys, you tell him to do something and he's going to do exactly that," Evans said. "I just remember him taking that even bigger step in his game in those playoff games. I saw him really grow in a matter of a game. How he came from the regular season to the playoffs when Jayon got hurt, I saw him take a totally different step in his game. Just for me, seeing that, I know that he can be as good as he wants to be.

"What I've learned, too, in the NFL you don't have to be the biggest and strongest guy in the NFL to be able to be successful. If you understand the game, if you know where things are going, if you know when things are going to happen, you can be up there with those elites. He's a guy that's very intellectual to be able to understand some of the things that we're throwing at him during the season, because it was a lot of stuff, definitely a lot of stuff. For him to be able to do that on a big stage the way he did it, for me, I'm proud. I never had that situation where I was a rookie where you go into the playoffs and it's a totally different type of atmosphere. It's a totally different level of intensity. He held his own for a fact."

Haslett, a veteran coach who is in his first year with the Titans, has already been impressed by his pupil

"I think David is a good football player," Haslett said. "He did a good job when he played, he's very instinctive, he's got short-area quickness. There's some things that he can get better at. I think we can improve everybody in certain areas."

Long spent most the offseason in Nashville, working on his game, his conditioning, and his diet.

He's eating fewer carbs, and after working with some of his teammates, he believes he's much better prepared mentally and physically at the start of his second NFL camp.

When he watched tape, he found areas he wanted to improve, from being better in coverage to just developing a better understanding of the defense.

"I feel like a lot of the stuff I was doing out there (last year) was just kind of second nature, see ball, get ball," he said. "But as far as now, I just want to put a lot of stuff together and just be way better than I was last year."

Long plans to keep watching teammates Evans and Brown.

And when he gets opportunities again in 2020, he wants to take advantage of them once again.

Along the way, Long said the inside backers are also looking out for one another.

"Of course, Rashaan and JB (Jayon Brown) are a lot more vocal," Long said. "I try to get (help others) in there, but I'm still learning myself. I feel like (Rashaan and Jayon) have done a nice job of getting rookies adjusted. Nick (Dzubnar) comes here, he's been in the game a long time, so he can get his one, two here and there, so I feel like everybody's doing a great job just coaching up each other. Not only worried about ourselves, but also making sure the guy next to us is getting better every day, too."

**TITANS LINEBACKER
DAVID LONG HAS COME
LONG WAY IN SHORT
TIME**

**BY PAUL SKRBINA
THE TENNESSEAN
DECEMBER 17, 2020**

Stepping up to the Mike prognosis for David Long: So far, so good.

So now what?

The Mike, or middle, linebacker role, which requires Long to be the voice of the Titans defense, was cast upon the second-year, sixth-round pick when Jayon Brown was placed on injured reserve with an elbow injury.

The road to here for Long, has been, well, long and winding.

The path to success has been rather direct.

Long was released from the COVID-19/reserve list at the end of November. His brother, Keith DeWitt, had died a week earlier. Long was thrust into a starting role for the first time after Brown went down.

He has wasted little time making a big impression during the first two starts of his NFL career, and even before that.

He was graded by Pro Football Focus as the team's top defensive player Nov. 29 against the Colts, when he played 49% of the team's snaps. He was on the field for 74% the following week and 100% last week against the Jaguars.

"I feel way more comfortable," Long said. "As far as ... making sure I know everything – my job and everyone around me (their) job. I think I was better from week to week. I'm still getting better as far as more comfortable with being out there."

And catching his breath.

That's to be expected from someone who before the Colts game had plenty of time to breathe and observe from the sideline while playing just 4% of the snaps. From someone who had zero practices and one walk-through before his first came after he was activated from the COVID-19 list.

"There were some situations where I was gasping," Long said. "Coming off COVID is not really an excuse as far as being tired. There's no tired. You can't be tired, so that's what I'm thinking all the time. ... I'd be lying if I said I wasn't gasping for air a couple of times."

But after waiting so long to get on the field for extended periods of time, the last thing dancing in Long's mind was asking to come off it.

"Nobody would be thinking that," he said.

Not with opportunity knocking. Not with the Titans (9-4) clinching a playoff spot and first place in the AFC South with the Lions (5-8) visiting Sunday (noon, CBS).

While adapting to his new role, Long also has continued to contribute on special teams.

"Since he's been back he's been able to get back into the swing of things," Titans linebackers coach Shane Bowen said. "He's been good filling in where we need him and has been productive. He flies around on the field and is continuing to get a grasp of what we're trying to do ... so he can keep playing at that speed."

Long's contributions could go a long way for a defense that has been dealt a few blows on the injury front. Brown is out for the season. Pass rusher Jadeveon Clowney is out for the season. Cornerback Adoree Jackson hasn't played this season. Cornerback Breon Borders is out.

"First and foremost you hope all the guys ... have been preparing, they've been locked in and they can kind of step in, next-man-up mentality, and roll," Bowen said. "Schematically

you're trying to find ways to put these guys in successful situations, all 11 of them."

Including Long, who so far has proven to be a quick study.

###

TITANS ROOKIE ‘BIG MURCH’ FOUND HIS NFL RECIPE IN THE FAMILY RESTAURANT

**BY JOE REXRODE
THE ATHLETIC
MAY 14, 2020**

Editor’s note: This is the fourth in a six-part series on the Tennessee Titans’ 2020 NFL Draft picks. Stories on Isaiah Wilson, Kristian Fulton and Darrynton Evans were published earlier this week.

Farrell and Larrell could have been Milton and Hilton. Milton and Glenda Murchison were having twin boys, bringing them to a final tally of five children, and the one thing Glenda knew was that she wanted their names to rhyme.

The firstborn would be Milton Jr. That was a lock.

“I would have been tickled to death if Farrell was named Milton Jr.,” Milton said of the child born 15 minutes earlier than his brother on April 24, 1997, in Elizabethtown, N.C. “I just wasn’t too fond of the Hilton part.”

Really, imagine the Tennessee Titans drafting a guy named Hilton. “Hilton Murchison” sounds more like an insurance adjuster than a defensive lineman. Luckily, a neighbor came through with a suggestion. Farrell and Larrell it would be. They arrived. Twenty-three years and one day later, tension turned to elation in the Murchison household when a call came to Larrell’s phone.

“Big Murch!” Titans GM Jon Robinson said to Larrell, a 6-foot-3, 297-pound defensive tackle whose tremendous senior season at NC State helped convince Robinson to draft him in the fifth round.

That was part of it, anyway. The Titans have been consistently solid on the field in four years with Robinson at the helm, with consistently solid people. There’s a connection. Talent rules in the NFL.

Everyone talks about character. Some manage to find it and supply their locker rooms with it. The locker room in Nashville needs replenishing with Logan Ryan, Jurrell Casey, Delanie Walker, Wesley Woodyard and Jack Conklin moving on.

As Robinson and coach Mike Vrabel talked about Larrell’s football attributes — length, power, hips and so on — little things that break ties between prospects snuck out. Robinson mentioned a “great conversation” on FaceTime with Larrell and that “Big T,” also known as defensive line coach Terrell Williams, had “spent a lot of time with him.”

There’s only so much two people can talk about when it comes to gaps, stunts and twists.

“The longer the process went out,” Vrabel said, “the more we all started to like Larrell and his willingness to learn our defense and build a relationship.”

Here is Larrell’s football profile: Seven sacks and 12 tackles for loss as a senior, 29 reps on the bench, a 5.05 in the 40, a 79 and 3/8-inch wingspan and a week full of impressive drilling before the Senior Bowl.

Here is Larrell’s character profile: Lumber, macaroni, cancer, junior college, recruiting promises broken and team captain status as an NC State senior — a rarity for juco transfers.

“He’s a country boy, one of those guys who doesn’t need a whole lot and appreciates everything he gets,” NC State director of strength and conditioning Dantonio “Thunder” Barnette said of Larrell. “His parents just did a phenomenal job of raising him the right way, and he’s a guy who gives you an opportunity to say to your team, ‘Hey, guys, if you put the work in, look what can happen for you.’”

It goes back to the room Larrell was sitting in at his parents’ house in Elizabethtown (population: 3,800)

when he got the call from Robinson. The entire Murchison family is close, but the four who have reunited as housemates during the COVID-19 pandemic share the achievement of Glenda’s Just Desserts and Lunch Counter as well. Glenda’s dream of a soul food restaurant, with a rotating menu featuring porked chops and chicken, seafood on Fridays and desserts made fresh and selling out every day, came true when the twins were in eighth grade.

She was a hospital administrator before jumping into the restaurant full time. Milton has been a saw filer at a lumber mill for 31 years, and he has supplemented that with a lawn-care business for the past 15 years. Helping Glenda get the restaurant going became job No. 3, and Farrell and Larrell were put to work. That included Saturday mornings after starring the night before for East Bladen High. They’d sweep, clean and cook — the things they had clearance to cook, at least.

“My go-to favorite thing on the menu is her mac and cheese — that’s No. 1,” Farrell said. “The cheese, there’s some secret formula she’s got, some Krabby Patty formula. She won’t even teach it to me.”

Said Glenda: “I’d tell him and then I’d have to kill him.”

The twins have their secrets, too. As twins tend to do, they developed a language only they can understand. They claim to have used it to set up a surprise party for Glenda once, though she insists she was on to them. They made up their own words, like “thrax” for “extreme swagger.” As in, per Farrell: “Odell Beckham Jr., he’s got that thrax.”

They are fraternal twins, not identical, and a difference in personality was apparent early as well.

“Larrell has always been quiet,” Glenda said. “Farrell, the opposite. I used to call him ‘Mouth Almighty’ and ‘Tongue Everlasting.’ There’s no such thing as a stranger to him. I

LARRELL MURCHISON

told him, ‘With that mouth, you need to go to college and become a lawyer.’ Larrell, he’d come into a room and say hello and wouldn’t say another word if you didn’t talk to him. But he’s become more of a conversationalist.”

(Interviews with the Murchisons confirm this verbosity profile — Farrell came in at 1,168 words, Milton at 928, Glenda at 907 and Larrell at 698).

Football became and continues to be an expression outlet for Larrell.

“I love it because, shoot, it’s opened so many doors for me to meet people,” Larrell said. “I can be aggressive; everything in the outside world can be put aside because I’m playing football and I can be locked in. And football allows me to bring people together. Even in my hometown, people who wouldn’t normally talk to each other talk all the time because of football.”

In the early days, true to their personalities, Farrell was much better than Larrell. He was bigger, too. Farrell was “Big Murch” and Larrell was “Little Murch” back then.

Here’s a re-creation of a conversation that took place more than once in the early 21st century around the Murchison home:

Larrell: “Mama, everybody keeps picking Farrell before they pick me.”

Glenda: “Just wait until you get to high school; you’ll pass him.”

Farrell: “Don’t say that.”

Glenda (quietly to Farrell): “I’m just saying that to make him feel better.”

But it was true. Larrell came back from a Junior ROTC camp before the twins were juniors and had spurted past Farrell. He played at about 6-foot-2, 250 pounds that season, a defensive end and crushing fullback who cleared the way for a 6-foot-0, 215-pound

Farrell to roll up big yardage on the ground. They were resolved to play college ball together at nearby Winston-Salem State, but Larrell’s standardized test score didn’t make the cut. So Farrell decided to go with him to Louisburg College, two hours north, to play junior college ball and grow together into major-college prospects.

Farrell was the team’s offensive player of the year as a freshman, rushing for 691 yards in eight games. Larrell made big gains in two years, to the point that Texas, Ole Miss and Georgia flew in him and his family for visits after a junior college All-America season in 2016. He thought he was signing with Georgia. But then the scholarship disappeared. He had quietly loved what NC State was offering him all along. And NC State was interested in both of the twins. But the scholarship for Farrell didn’t materialize. He had a chance for a full ride at his original choice, WSSU, and he took it. In the fall of 2017, for the first time in the twins’ lives, they were separated.

The Rams put Farrell right to work, and he rushed for 542 yards. The Wolfpack put Larrell in the lab. He needed a redshirt season to excel at the Power 5 level. And this program, which would see four defensive linemen selected in the 2018 NFL Draft — including No. 5 overall pick Bradley Chubb — knows something about developing them. Murchison packed on about 30 pounds to get into the 290s and focused on working inside.

“I’ll stand on a table and tell you this is one of the hardest-working kids we’ve had in our program,” Barnette said of Larrell. “As a player, he reminds me of (L.A. Chargers defensive tackle) Justin Jones a lot. He got so good at using his hands, it almost looks like he’s doing karate out there. That’s the player he reminds me of, but he has that Bradley Chubb work ethic.”

Larrell was ready to make a difference on the field as the 2018 season approached. And then football’s importance receded.

Farrell had gone to the doctor twice for a lump in his testicles and was first told it was a pulled muscle and then epididymitis. Glenda was with him after a third visit in July 2018 that included an ultrasound, and she broke down when they were told Farrell had Stage 2 testicular cancer.

The good news was it was discovered relatively early and has a high recovery rate. The scary news was this type of cancer can spread quickly. After surgery, Farrell would need extensive chemotherapy at Duke Cancer Center, five days a week until the end of October. Farrell’s fight for survival would coincide with Larrell’s major-college football arrival.

“I kind of underestimated how hard it would be,” Farrell said of the loss of appetite and sense of smell, the exhaustion, the spinning room when he tried to sleep and the nausea that resulted in an extended vomiting episode when he finally came home for good from treatment.

“Farrell doesn’t have bad moments, you know?” Milton said. “But he wouldn’t eat. He and his mother fought about it every day, and one day she got the belt out and said, ‘I’m gonna whip you if you don’t eat.’”

“It was draining,” Larrell said. “I called him every day, but a lot of times he just didn’t have the energy to talk. And then he’d get his energy back by the end of a weekend and have to go back in for another treatment.”

Larrell’s performance on the field helped. He was a breakout performer for NC State, named defensive lineman of the year and most improved player. Glenda remembers the real-time improvement in Farrell’s spirits as he sat up in his bed and watched Larrell wreck Virginia with three sacks in a Wolfpack win. It was similar to Larrell’s reaction in the stands the following fall as Farrell — cancer gone, scans clean, weight back on and football pads too — rushed for 109 yards against UNC Pembroke.

“It was a great year,” Farrell said of the final college season for both. “We’d basically try to outdo each other. I’d tell him how many sacks I need in this game, and he’d tell me how many yards he needs. And just to see how he played and the opportunity he has now — honestly, Larrell is living proof of trusting the process. He did everything by the book, and look at him. Honest to God, he’s my hero.”

Funny, Larrell said the same thing about Farrell. They shared top billing as grand marshals of the Elizabethtown Christmas parade. And now they’re getting one more extended, unexpected dose of living under the same roof during the COVID-19 pandemic. Glenda is home, too, having closed the restaurant until it is safe to open it again. She decided not to keep it open for takeout purposes, though she’s had many requests to make cakes and sell them out of her home.

“I’m busy enough cooking for these two — eating me out of house and home,” she said.

Farrell is still holding out hope for some kind of NFL tryout after rushing for 635 yards as a senior. If not, he’s thinking about breaking into coaching and might have an opportunity at Louisburg. He’s also thought about extending the family restaurant empire someday and opening a barbecue place. “Little Murch” has the edge on “Big Murch” there. Farrell recently tried again to get Glenda to give up the mac and cheese recipe.

“I’ll just make you some,” she said. “How about that?”

###

MyCOLE PRUITT

TE MYCOLE PRUITT PROVIDES VALUABLE VERSATILITY FOR THE TITANS

**BY JIM WYATT
TENNESSEE TITANS
SEPTEMBER 4, 2020**

NASHVILLE – When former Titans tight end Delanie Walker went down with a gruesome ankle injury in the season opener at Miami in 2018, the impact was felt all the way in Houston.

Walker's injury resulted in an address change for another tight end, MyCole Pruitt. Because the day after Walker's season-ending injury, the Titans signed Pruitt off of Houston's practice squad.

And ever since, Pruitt has made the most of the opportunity in Tennessee.

Pruitt, who is headed into his fifth NFL season, has carved out a nice role for himself with the Titans. After signing a contract extension with the Titans this offseason, Pruitt is expected to provide versatility for the team again during the 2020 season alongside fellow tight ends Jonnu Smith and Anthony Firkser.

"I feel like this is a great fit for me, ever since the first day I came in it was a family atmosphere. I felt welcome, I felt like I could carve out a role and I have done that," Pruitt said. "I want to just get better at that as we go into this year.

"In the NFL it is all about finding the right situation, and I feel like I found that here. There's a lot of things that were able to line up for me, and when I came here, I had to find that niche and carve that niche and get better at that. I pride myself in being versatile and being able to do many different things, and whatever I am called upon to do I am going to execute that to the best of my ability."

A 6-foot-2, 245-pounder, Pruitt played in all 19 games, with 11 starts, for the Titans in 2019,

including the team's three playoff contests. During the regular season, Pruitt caught just six passes for 90 yards and a touchdown, but he was a big contributor in the running game as a blocker.

Proof of that can be found in a photo taken the day running back Derrick Henry clinched the NFL's single-season rushing mark for the 2019 season in Houston, Pruitt's old stomping grounds.

"MyCole has a level of versatility, he's one of those players that we talk about that plays more than one position," Titans coach Mike Vrabel said of Pruitt. "He plays on the line as a tight end, he plays off, we've had him in the backfield, he helps us on special teams, and so, to be able to do that, that fills a lot of jobs and he's got a good understanding of what we're asking him to do on offense and on first and second-down offense."

Drafted in the fifth-round of the 2015 NFL Draft by the Vikings, Pruitt played in 16 games in Minnesota during his rookie season. In 2016, after being waived by Minnesota late in the season and signed back to the team's practice squad, the Bears came calling, and signed him to their 53-man roster.

Pruitt was waived by the Bears at the start of the 2017 season, and he then joined the Bills for a short stint. Then it was on to Houston, and eventually Tennessee.

Pruitt, who has 27 catches for 294 yards and two touchdowns during his career, said it meant a lot to him to be re-signed by the Titans this offseason.

"It just shows that hard work doesn't go unnoticed around here," he said. "Coach Vrabel always says: 'We're going to treat you how you treat your team', and I felt like that extension shows that is a fact, and that's something we do around here, and that's something we believe in around here."

Now Pruitt is ready to go out and do what's asked of him in 2020.

He's excited about the team, and the group of tight ends around him, led by tight ends coach Todd Downing.

"We try to teach our mentality out there (on the practice field every day): We believe that we should be the best run-blocking group out there, as well as the best pass-catching tight end group out there. We pride ourselves in our versatility and being able to do it all on the field," Pruitt said.

"(As a group), we are very versatile, and we can get things done."

###

CANCER SURVIVOR DAVID QUESSENBERRY MAKES TOUCHDOWN CATCH FOR TITANS

**BY JIM WYATT
TITANS ONLINE
SEPTEMBER 15, 2019**

NASHVILLE – Titans tackle David Quessenberry beat cancer.

So, getting open and catching an NFL touchdown pass on Sunday was a piece of cake.

“It was a simple route --- any of the offensive linemen on this team could have caught that ball,” Quessenberry said after his memorable play. “I just happened to be the guy who had his number called on that play and was able to come down with it. All I was thinking was, ‘Don’t drop it.’”

Quessenberry didn’t drop it – he caught a one-yard touchdown pass thrown by quarterback Marcus Mariota in the team’s 19-17 loss to the Colts on Sunday.

What made the play so unique: Quessenberry is a 6-foot-5, 310-pound offensive tackle who hadn’t caught a pass since high school. He was lined up in the team’s jumbo package on the play, making him a tight end, and eligible to catch it.

What made it so special: Quessenberry was diagnosed with non-Hodgkin's lymphoma in June 2014 while with the Texans. His cancer went into remission after he completed radiation treatment in February 2015, and he completed his full treatment in April 2017, and returned to practice with the Texans.

Quessenberry joined the Titans last year, and he made the team’s 53-man roster this season.

“I have been through a lot, and it has been a long journey to get here,” Quessenberry said. “Even with all of that, to go out there and score a touchdown, it is crazy. That was amazing. It was epic.”

After making the catch, Quessenberry was swarmed by teammates.

Quarterback Marcus Mariota jumped into his arms as he held the ball above his head.

“The ups and the downs and the rollercoaster that he has been a part of,” Mariota said of Quessenberry. “It was a pretty cool moment for him, and hopefully something he’ll remember and cherish for the rest of his life.”

Titans coach Mike Vrabel was disappointed with the loss.

But he was happy for Quessenberry. Vrabel was defensive coordinator with the Texans when Quessenberry was in Houston.

“We’d like to have it help us win the game,” Vrabel said. “Dave is a valued member of this football team who can play multiple positions. He cares about the team. Every single day he’s into it on the sideline during the game. He executed the play and we were able to find him.”

After the game, Quessenberry said the Titans worked on the play in practice several times.

But in practice, Mariota never threw him the ball.

On Sunday, he found himself open – and he caught it.

“I guess he just trusted me,” Quessenberry said with a smile. “But I don’t think I am switching positions any time soon. I enjoy being an o-lineman too much. But if my number gets called and they need me to play jumbo tight end, I am happy to do it.”

###

QUESSENBERRY HITS CAREER PEAK WITH FIRST NFL START

**BY MIKE HOGAN
SPORTS ILLUSTRATED
NOVEMBER 29, 2020**

He found out while watching film at some point last week. The first family member he broke the news to was his wife because she, he said, has been around for all of his “hard days.”

Presumably not long after the Tennessee Titans placed offensive tackle Ty Sambrailo on injured reserve, David Quessenberry knew that he would have a chance to do something he hadn't done at any point of his NFL career: start a game.

Even after he helped the Titans dominate the Colts 45-26, it was hard for the veteran offensive lineman to aptly describe the experience.

“It's hard to put into words. It really is. It's very special for me. It's something I have been working for for a long time,” he said. “It's been a huge mountain to climb ... a lot of peaks and valleys along the way. Just going out there and being able to help my team win and play football with these guys is really cool.”

Quessenberry helped the Titans rush for 229 yards and four touchdowns in the victory on Sunday. Derrick Henry accounted for 178 yards and three touchdowns. Quarterback Ryan Tannehill was sacked once and had plenty of time to throw all day in his 221-yard, one-touchdown effort.

All of this comes one week after Quessenberry played 18 offensive snaps in replacement of Sambrailo in an overtime victory against the Baltimore Ravens. Quessenberry has now appeared in seven games this season.

“You know, when you're not a starter, you might be on practice

squad, wherever you may be in this league – it's a crazy league,” he said. “I just held onto the belief that given the opportunity, I could step in and execute my job, do my assignment and, you know, help this team win and that opportunity came today. I am just proud to be able to go out there and do my job.”

Quessenberry is not your typical underdog story. His journey to this moment has included plenty of hardship and grit and a bout with cancer.

The challenges started before college. With no scholarship offers out of high school Quessenberry walked on at San Jose State University. He redshirted his freshman year in 2008 and then went on to play in 50 games with 38 starts for the Spartans. He earned an athletic scholarship in 2010 and was a team captain as a senior (2012). The Houston Texans drafted him in the sixth round of the 2013 NFL Draft.

And that's when life threw him a pair of more devastating curveballs.

Quessenberry missed all of his rookie season after suffering a season-ending foot injury in September 2013. It only got more challenging when he felt fatigue and developed a dry, persistent cough in summer 2014. A biopsy revealed that Quessenberry had non-Hodgkin's lymphoma, a form of cancer that originates in the lymphatic system, the body's disease-fighting network. The Texans placed him on the non-football illness and he missed the next three seasons.

After completing his cancer treatment, Quessenberry returned to the Texans roster in the fall of 2017. He spent the better part of that season on Houston's practice squad, but made his NFL debut in Week 15 against Pittsburgh and appeared in the Texans' Week 16 game against the Colts.

The Titans added Quessenberry to the practice squad in September 2018, shortly after the Texans

released him. He spent the entire season on the practice squad and stayed on it until the beginning of the 2019 season. He went on to appear in four games.

Among the highlights, in a 19-17 loss to the Colts in Week 2 of last season, the 6-foot-5, 310-pounder caught a one-yard touchdown pass from Marcus Mariota. While that was special, his most recent milestone against the Colts was even more so.

“The touchdown was great, man,” he said. “The touchdown really was, but give me a great team win any day of the week. Just a beautiful rushing attack led to a dominant win. I'll take that, take that every day of the week.”

And in a time of thanksgiving, Quessenberry couldn't be more grateful for Titans coach Mike Vrabel giving him an opportunity he has longed for.

“I'm grateful for the type of man he [Vrabel] is, for his belief in me, giving me the nod this week. He's a really, really special coach and I'm just proud to be able to play for him and play with these guys and it really does mean a lot to me,” he said. “It's been a long time coming and finally got the opportunity, the nod and I want to make him proud and my teammates proud. I knew that I could do it if he gave me that opportunity and it felt good.”

###

TENNESSEE TITANS: KALIF RAYMOND'S JOURNEY TO THE NFL CENTERED ON UNCERTAINTY, THRIFTINESS AND OVERCOMING THE ODDS

**BY LUKE WORSHAM
ATOZSPORTS.COM
DECEMBER 5, 2019**

NASHVILLE, Tenn. — To call Tennessee Titans receiver Kalif Raymond's journey to the NFL "off-schedule" would be somewhat inaccurate. A truer claim would be that, in his journey, there wasn't much of a schedule at all.

"It was hard," Raymond recalled of his long, winding path to the NFL. "You were kind of going in there thinking, 'I'm just going to do whatever I can to get a shot.' There were no steps, there was no process."

Over the last month, Raymond has become a key contributor for the Titans. He is now their primary kickoff returner, and his 40-yard receiving touchdown in the fourth quarter on Sunday iced a crucial win for the Titans against the Colts.

The path to Raymond getting where he is now was filled with plenty of uncertainty, a bit of thriftiness, loads of diligence and constantly overcoming the odds.

PREP DAYS IN ATLANTA

For high school, Raymond attended the academically rigorous Greater Atlanta Christian School where he caught just 30 passes for 511 yards over his career.

Following a serious injury toward the end of his senior year, it seemed to Raymond and his family—he and his seven siblings remain very close to this day—that collegiate athletics would not be a legitimate possibility.

But Raymond did something that, probably, very few players currently in the NFL did to get a college

scholarship offer. Raymond began sending cold emails to various schools that had football programs but were mostly known for academics.

"It was a long process," he said. "I broke my ankle my senior year of high school right before the end of the season. I had to send out emails to a bunch of schools for me to get an opportunity."

Only three schools responded to Raymond's emails with interest in the tiny speedster: Georgetown University, Lehigh University and College of the Holy Cross. Raymond settled on the latter.

TO HOLY CROSS

At Holy Cross, Kalif Raymond was a dual-sport athlete, playing football and running track. In football, he established a reputation as a do-it-all player, returning punts and kickoffs in addition to playing receiver.

When Raymond's college career came to an end, his future was unclear. He was not invited to the NFL Scouting Combine, and Holy Cross had never put on a Pro Day to showcase its graduating players to pro scouts.

Still, Raymond knew he wanted to play in the NFL.

"I think I just told myself, 'look, I know I want to play in the NFL,'" Raymond said. "'I don't know how it's going to happen, I don't know how to make it happen, but if I get a shot, be as prepared as possible.'"

To make himself "as prepared as possible," Raymond started by securing a spot at another school's Pro Day. He was allowed to participate in drills at Harvard University, which is roughly an hour's drive east from Holy Cross.

"THERE WASN'T ANYONE TO CALL."

But when that opportunity was lined up for Raymond, another obstacle arose.

He got confused about the time at which the drills were set to begin, leading to him nearly being late. The biggest factor behind that gaffe was Raymond's, and Holy Cross's, general lack of knowledge on the pre-draft process.

There was no real roadmap for Raymond to follow.

"There wasn't anyone to call at Holy Cross and ask, 'hey, what's this going to be like?'" Raymond said. "I got the times wrong so I ended up getting there just before it started, and I was third in all the lineups. Everything was just so new at the time."

Raymond was relatively successful at Harvard's Pro Day, running an impressive 4.34-second 40-yard dash. He failed, however, to catch the eyes of any of the NFL scouts who were in attendance.

BUMPY START IN THE PROS

As a result, Raymond was not selected in the 2016 NFL Draft. When the draft ended, only two teams were interested in Raymond, at all, as an undrafted free agent: Arizona and Denver.

Thanks to an impressive phone call with then-special teams coordinator Joe DeCamillis, Raymond chose the Broncos.

"We had a lengthy conversation," Raymond said. "He was very truthful, very honest with me. Hearing his voice, hearing him talk to me, I knew that was where I wanted to go."

Raymond's career in the NFL began exactly how one would expect the career of an undrafted and mostly unsought after Holy Cross-alumnus to start: being cut several times.

The Broncos waived Raymond as a part of their final cuts during the last week of the 2016 preseason. He then spent most of the season on Denver's practice squad before being called up to the team's active roster for a few games in December.

KALIF RAYMOND

After being waived again by the Broncos during final cuts in 2017, Raymond found a temporary home with the Jets, who waived him from their active roster and, subsequently, their practice squad by the end of September.

Since that 2016 phone call with DeCamillis, Raymond has been waived a total of nine times by four different teams.

The Titans are one of them. After Raymond initially made their 53-man roster after 2019 Training Camp, the Titans waived him after just one game and added him to the practice squad.

CARVING OUT A ROLE WITH THE TITANS

It was on the Titans' practice squad, as a member of the scout team, that Raymond began to carve out a role for himself, a first for him in the NFL.

Often in early-season practices, Raymond switched out his number 14 for the jersey number of a receiver the Titans' secondary was getting set to face. In Week One, he played the role of the Browns' Odell Beckham, Jr. Week Two saw Raymond portraying T.Y. Hilton of the Colts.

It was a job that Raymond enjoyed and one that he took seriously.

"It's a good feeling if you go out there and give the defense a good look as that player, and then they go and shut him down during the week," Raymond said. "It means I did my job."

Members of the Titans' secondary, one of the NFL's most productive units in 2019, knew they were seeing something special in their early-season practice matchups against Raymond.

"When I went out there, I would tell him to go 100%, even if it was a walkthrough," corner Adoree' Jackson said.

"Give me some releases, give me something.' I appreciated that level of competition from him. He was out there going hard as he battled us."

"From a veteran guy, he has my utmost respect because I see how he works day in and day out," corner Logan Ryan said.

"I want him to do well. He's tough to cover, let me tell you that. I think people are starting to see that."

BACK TO THE ACTIVE ROSTER

Raymond's role with the Titans switched, again, just one day ahead of the team's Week Eight matchup with Tampa Bay when the Titans elevated him from the practice squad to the active roster.

Darius Jennings, the Titans' kickoff returner for the first seven games of 2019, was struggling to make things happen in the return game. So, the team waived him and gave Raymond a shot.

To no one's surprise, he took full advantage of the opportunity.

Since returning to the active roster, Raymond has produced numerous chunk gains on kickoff returns, becoming an integral part of an extremely effective Titans special-teams unit.

"He's taken full responsibility for that kick returning job, and he's done a great job gaining yards and making the right calls," said safety Dane Cruikshank, another key special teams player for the Titans.

Raymond's biggest contribution to the Titans since coming back to the active roster, however, came in the fourth quarter of the team's Week 13 win over the Colts.

The Titans offense faced a third-and-6 with a 24-17 lead and 3:11 left in the game. Instead of opting to run the ball with star tailback Derrick Henry to keep the clock moving, the team put its trust into Raymond's hands.

QB Ryan Tannehill faked a give outside to Henry, stepped up into the pocket and fired a shot downfield for Raymond, who tracked the ball over his shoulder and dove into the end zone for a game-clinching, 40-yard touchdown.

It was the first receiving touchdown of Raymond's four-year NFL career.

WHAT'S NEXT FOR KALIF RAYMOND?

Raymond's football career continues to defy odds and convention. The 5-8 receiver from a Catholic college with just over 3,000 students has managed to solidify a key role on an NFL team with more-than-realistic hopes of winning its division.

The only rhyme or reason behind Raymond getting to the point he's currently at has been a refusal to give up or quit.

"It doesn't matter where you went to college, it doesn't matter how you got here, it matters what you do when you're here," said head coach Mike Vrabel, who called Raymond's game-winner against the Colts offensive coordinator Arthur Smith's "best call" of the season.

"Kalif has taken advantage of every opportunity. When he comes in, he's prepared. He studies. He has a great attitude, he's tough. I'm happy for him."

In the midst of his recent success, Kalif Raymond's focus, as it always has, remains on the present.

"One of the mental things I've learned is, 'if you look too far into the future, you lose today.' I try to take advantage of every day, every minute, every hour. That way, if I do well during the day, I won't have to worry about my future."

###

FORMER HOLY CROSS WR KALIF RAYMOND'S MINDFULNESS HELPING HIM EXCEL WITH TITANS

**BY JENNIFER TOLAND
THE TELEGRAM
SEPTEMBER 3, 2020**

Tennessee Titans wide receiver Kalif Raymond begins every day the same way he ends it — with 10-20 minutes of meditation.

“Discipline and consistency are all part of being a professional,” Raymond, the former Holy Cross star, said during a phone interview earlier this week. “The goal is for me to (meditate) every day. If there’s something I want to work on or being able to let go or staying present, or maybe there’s something deep down in my mind that I want to work through, I kind of have a particular intent every time I meditate.”

As the 26-year-old Raymond prepares for the upcoming season, he feels he has progressed greatly, both physically and mentally, since entering the NFL as an undrafted free agent with the Denver Broncos in 2016.

“There are different parts of the game you can always improve on,” Raymond said. “As you go from year to year, if there isn’t something you’re learning from the year before, I don’t think you’re doing a great job looking at yourself and seeing where you can get better. That’s the name of the game — being able to continuously improve your game. There is always something to work on.”

After being promoted from the Titans’ practice squad to the active roster last Oct. 26, Raymond made nine catches for 170 yards in eight games, and scored his first career touchdown in a win over the Indianapolis Colts. He also averaged 22.4 yards on 18 kickoff returns. Raymond, who graduated from Holy Cross in 2016, ranks fifth all

time at HC in all-purpose yards and second in kick return yards.

The 5-foot-8, 182-pound speedster emerged as a dependable deep threat for Titans quarterback Ryan Tannehill last season. That first career TD was a 40-yard grab.

In the Titans’ upset win over the Baltimore Ravens in the AFC divisional round, Raymond hauled in a 45-yard TD reception and became the first HC graduate to score a touchdown in an NFL playoff game since Bill Osmanski of the Chicago Bears in the 1940 NFL Championship Game.

In this year’s training camp, Raymond has worked on becoming a more well-rounded receiver, running more short and intermediate routes, while also continuing to field kickoffs and punts.

“He had some big plays for us last year down the field,” Titans coach Mike Vrabel said earlier in camp. “Ryan has confidence in him. I think he’s improved his route running. He’s not the biggest guy, so he’s going to have to run really good routes against press coverage or bigger-type players that may want to get their hands on him or create some contact. I think he understands that, and he’s worked really hard.”

Raymond is projected as the Titans’ No. 4 receiver, but the humble and hardworking Georgia native, who shuttled on and off the practice squads and active rosters of four teams the last four years, is taking nothing for granted.

“I don’t feel at liberty to think that way and I don’t want to,” Raymond said, “because I think at that point you kind of become content, you become stagnant. I’m always pushing. We have guys in the receiver room that you get to see grind and every day we’re constantly pushing each other.”

Raymond made his NFL debut for the Broncos late in the 2016 season and appeared in four games as a kickoff and punt returner.

Denver waived Raymond the next September, and he had stints with the Jets and Giants. He spent a short time on the Titans’ practice squad in 2018 before being released and joining the Giants’ practice squad for just two days.

On Dec. 24, 2018, Raymond returned to the Titans’ practice squad and later signed a reserve/future contract with the team. He began the 2019 season on Tennessee’s practice squad and was elevated to the active roster in October.

“Just learning to be a professional,” Raymond said, “that’s what the whole journey has been about. Learning ways to constantly improve from one practice to the next, from one game to the next. Also, finding the best way to be prepared. That’s one of the things that helped me a lot, just being prepared for those moments, for those catches, for those opportunities. That’s what gave me my best shot to go and succeed.”

Raymond said the mental side of the game is the biggest difference between his rookie year and now. “By far,” he said.

“I didn’t know how much of an effect it had on you,” he added. “You go home, you lift, you train, you run, but being able to work on my composure, my stress level, reading, meditating, staying off my phone, it helps me create a lot of mental and emotional stability. I think that makes a huge difference going into games, not adding extra stress and weight and stuff like that.”

Raymond said his former Broncos teammate, wide receiver Bennie Fowler, introduced him to meditation.

“He was the first person I talked to about it,” Raymond said. “He was very instrumental. He gave me insight and also a lot of understanding and tools and resources to be able to go forward with that. I’m definitely very appreciative of Bennie for that.”

Raymond spent the offseason at home in Atlanta with his family, and took some time to let his mind and body heal before beginning at-home workouts. NFL OTAs and minicamps were canceled this year due to the COVID-19 pandemic.

With many protocols in place, Raymond said camp is a little different, “but once you finally get to practice you just go out there and play football.”

Raymond played for former coach Tom Gilmore at Holy Cross, but he remains in close contact with the program through current coach Bob Chesney.

“Coach Chesney texts me a lot,” Raymond said, “sends me a lot of uplifting messages. He does a very good job of contacting former players.”

Gaining comfort in the offense, making some big plays and helping the Titans come within one game of last year’s Super Bowl gave Raymond some confidence heading into this season.

“Definitely it has,” he said. “When it comes down to constantly improving, you always shift to what you’re working toward, but it gives me a lot of confidence knowing the team trusts me and that’s what makes me feel the strongest. When I’m at my best, it’s knowing that I’m with the team and those guys trust me because I’m going to do everything I can for them. So it’s definitely a confidence booster.”

The Titans, who signed former Patriots kicker Stephen Gostkowski on Thursday, open the season Sept. 14 at Denver and with high expectations for 2020.

“We have a great group of guys inside the locker room,” Raymond said, “high-character guys who all want to fight for each other and I think that’s what pushes teams far.”

**TITANS HOPING FOR
EVEN MORE FLASH FROM
OLB DERICK ROBERSON
IN YEAR TWO**

BY JIM WYATT
TENNESSEE TITANS
JUNE 10, 2020

NASHVILLE – Derick Roberson got a taste of the NFL during his rookie season in 2019, and the Titans got a further peek into his potential.

Despite playing in just three regular season games – and 29 defensive snaps – the undrafted rookie edge rusher got himself noticed.

In the team's Week 16 contest against the Saints, Roberson twice sacked quarterback Drew Brees. In doing so, he became the first Titans rookie with two or more sacks in a game since linebacker Avery Williamson accomplished the feat as a rookie against the Pittsburgh Steelers in 2014.

Roberson, who spent 10 weeks on the practice squad earlier in the year and three more weeks as an inactive on Sundays, followed that up with a sack the following week at Houston.

His final stat line: three sacks in three regular season games. Not bad, huh?

Now the Titans hope they can get even more out of Sam Houston State product moving forward.

"Roby from the gate flashed some ability to rush the passer," Titans outside linebackers coach Shane Bowen said. "I think the main thing with him right now ... (is) consistency, and ultimately just development. Being a first-, second-down player, the run game, some of that type of stuff, taking the next step there has been what's held him back a little bit in terms of that playtime, but he definitely has value on third down in passing situations."

Derick Roberson Sneaks Up on Drew Brees for Huge Third-Down Sack

The Titans added veteran Vic Beasley at the position this offseason, while re-signing Kamalei Correa. The team returns its top pass rusher from a year ago in Harold Landry, who led the team with nine sacks. Outside backers D'Andre Walker, Reggie Gilbert will be joined in the competition by Josh Smith and Jordan Williams in training camp.

Roberson, who played in all three of the team's postseason contests, hopes to earn more playing time and opportunities in 2020.

Plenty hinges on his development this offseason, but so far, Bowen has liked what he's seen from afar. Bowen regrets not having the opportunity to work with Roberson more. The Titans continue to work in Zoom meetings instead of on the field in OTAs and minicamps.

Roberson appeared in 32 games with 20 starts over three seasons at Sam Houston State, where he totaled 123 tackles, 23 sacks, eight passes defensed, one interception and seven forced fumbles.

"I think the first, second down stuff in terms of scheme, understanding, and the technique – which he's come a long way," Bowen said. "He really has, and he's bought in, and he's dialed in this offseason."

"That's kind of one of the more disappointing things about not having this offseason, like Year 1 to Year 2, like you saw with Harold and some of these guys, that offseason is huge for development," Bowen said. "That's where we're going to have to strive to hopefully get caught back up. Hopefully these guys are doing what they say they're doing in terms of working out and all the drills, and all that type of stuff. That's going to be a challenge for us and that's something that we're going to have to continue to stress, probably more so even going into the season than what we normally do in terms of time allotment just because of this, not being able to do it this offseason."

TITANS VETERAN LINEMAN RODGER SAFFOLD HUNGRY FOR SUPER BOWL RING AFTER TWO CLOSE CALLS

**BY JIM WYATT
TENNESSEE TITANS
MAY 29, 2020**

NASHVILLE – Rodger Saffold had options when he became a free agent after the 2018 season.

The veteran offensive lineman had just played in a Super Bowl with the Los Angeles Rams, and part of his mission was to find a good match with a contender.

He ended up signing with the Titans, and he still remembers the reaction from some.

"People thought I was crazy for coming to the Titans," he said, before adding: "But look at us now."

Heading into his 11th NFL season, Saffold is as hungry as ever.

After his Rams lost in Super Bowl LIII to the Patriots, during his first season in Tennessee Saffold was part of playoff wins at New England and Baltimore before experiencing an AFC Championship loss at Kansas City. As a result, the Titans finished one win short of making it to the Super Bowl in Miami.

Saffold started all 19 games at left guard in 2019, including the three playoff contests.

He has a Super Bowl-or-bust mindset heading into 2020.

"My passion for that is through the roof," Saffold said during a Zoom call on Thursday. "After going to the Super Bowl and then realizing that we were one game from getting into the (Super Bowl) with the Titans, I was really driven. My entire focus was driven to getting back to the Super Bowl. Total complete confidence in myself and my teammates, and basically what can I do to get us there again. This time

we know having a slow start won't help us at all.

"We really had to gut-wrench through the season to get everything back the right way. For us now, I think that now that we know our capabilities, having that fast start is always in the back of our minds. But we're not putting any pressure on us. We know that hard work is what got us there. For me, I constantly – even the day after our loss in the Super Bowl, all I thought about was getting back. People thought I was crazy for coming to the Titans, but look at us now. I have nothing but confidence in my team and I can't wait to get back in that position again."

Rodger Saffold Looking Forward to Getting Back to Work with Teammates

Saffold struggled at the start in 2019.

In fact, following a Week 5 loss to the Bills, he stood at his locker and beat himself up after allowing multiple sacks in multiple games early last season. He blamed poor technique, and a new scheme, for his issues in Tennessee after playing his first nine NFL seasons with the Rams.

"I feel like I am letting my team down at this point," Saffold said at the time. "I am not used to having this type of frustration. ... I am not going to blame anybody on my team – my players, my coaches. I am just going to have to find a way to get connected with this team and be able to get in rhythm with the team.

"At the end of the day, even though we all make mistakes, we always talk about how you have to be critical of yourself and that is one thing that I definitely take to heart. The only thing that I can do is come in here and try to be the same guy without being too down."

Saffold ending up settling down, and settling in.

He was part of an offensive line that paved the way for running back

Derrick Henry to lead the NFL in rushing with 1,509 yards, and while the group allowed too many sacks of quarterbacks Marcus Mariota and Ryan Tannehill, it showed improvement in the second half of the season, and during the playoffs.

Tannehill made it to the Pro Bowl as he led the NFL in passer rating.

And Saffold found his footing.

"There was definitely an adjustment last season just with everything being new," Saffold said. "I think that just having that perseverance to just keep working through it and then start meshing with the offensive line, it allowed us a lot of success toward the end of the year. I really like the mentality, the direction that we're kind of going into next year. I think that we should expect to be on the same plane. Just continue from last season, but always challenging ourselves to be better than before.

"As far as for myself, (I now have a better understanding of the) kind of the concepts that the coaches are looking for. Kind of the way that they want us to handle certain types of protections, the techniques. We started to figure that out better and better as the season went on and now it's kind of second nature. The fact that they can tell me something and I can regurgitate that back to them the way that they see it is really helpful. Kind of understanding plays and understanding technique. Now I have a better grasp of that, so it's going to help me in the future, especially in the future."

###

HOW TITANS' RODGER SAFFOLD BECAME AN ESPORTS OWNER AND WHAT'S NEXT

*BY TURRON DAVENPORT
ESPN
AUGUST 17, 2020*

NASHVILLE, Tenn. -- It all started with trips to Blockbuster to rent video games.

That's how Tennessee Titans offensive lineman Rodger Saffold III and his business partner, Kahreem Horsley, were first exposed to the world of online gaming.

Saffold and Horsley have known each other for around 15 years. Gears of War was one game they played together early on.

Horsley became a pro in 2008 playing Call of Duty 4: Modern Warfare. He joined a series of small online leagues and played in weekly Major League Gaming 2K tournaments. He was building a following, so he and Saffold started streaming games on Twitch, an online platform for gamers. As their audience grew, Horsley and Saffold started thinking of founding a team of their own. Fast-forward to 2014 and Saffold, who was the No. 33 overall pick of the 2010 draft by the Rams, became one of the first active professional athletes to own an esports team.

Rodger Saffold, left, founded his own esports team with business partner Kahreem Horsley in 2014. Courtesy of Kahreem Horsley

"You start to get into conversations with people [about esports ownership] and they look at you like, 'What the hell are you talking about?'" Saffold said. "At the end of the day, they still look at video games as a child's game. You have to tell them, 'No, this is a very profitable business.' This is a business that you want to get in as early as you can because the price keeps going up. You see all of these people and realize it's really a huge

deal. These franchises keep getting more and more expensive over time."

Now Saffold and Horsley have even bigger plans for their esports future after announcing last week they're expanding to include a team for VALORANT, a first-person shooter game released in June.

Building a team

Competing in tournaments opened Horsley's eyes to how more money was being earned on the competitive scene. Global esports revenue exceeded \$1 billion in 2019, according to a report from Forbes.

Saffold and Horsley looked into starting a gaming organization that housed competitive esports gamers, with a goal of eventually selling merchandise. It wasn't expensive -- all they had to pay for initially was setting up a limited liability company (LLC) and traveling to tournaments. They came up with the name Rise Nation, which was recently shortened to Rise.

Rise's ascension started during its rookie year. Horsley lost a tournament but turned his attention to the players who beat him -- Jonathan "Pac Man" Tucker, Jamal "Whea7s" Lee, Daniel "Loony" Loza and Damod "F3ars" Abney.

Back then it wasn't common for players to be under contract as they are now. Horsley reached out to them via Twitter and had contracts drawn up. Six months later, that team competed for the 2014 Call of Duty Championship.

It placed seventh and won \$35,000.

Making a name for themselves

Rise began competing in the Call of Duty World League. In 2018, its last year in the league, it finished first in three open events in Atlanta, Seattle and Anaheim, California. It won six major championships in Call of Duty.

And it has been able to expand into other games such as Gears of War

and Street Fighter, where in its first year Rise won a \$250,000 prize for winning the Capcom Cup. The key was adding a player from the Dominican Republic -- Saul "MenaRD" Mena -- whom, Horsley said, no one had ever heard of.

Tennessee Titans lineman Rodger Saffold, center, saw his Rise team soar to success during the Call of Duty World League season in 2018. MLG

Rise has 32 total employees, including 15 pro gamers. Before bringing a player aboard, it does a background check and scours a prospective player's social media for signs of trouble.

"It's a regular process like you would do at any other place," Horsley said.

Being on the scene as a respected gamer helps Horsley find new talent.

"You have to play yourself up through the ranks and get that respect level," Horsley said. "Once you get to a certain point of competition, guys will contact you to get scrimmages because you only practice with those that you respect. They respect me so it's very easy to navigate these scenes."

Added Saffold, "We are very beloved in this space. A lot of people have respect for us and enjoy playing with us."

Expanding to new games

That respect helped Rise form its new VALORANT team.

"Rise was a huge name in Call of Duty, winning major titles. And winning Capcom Cup for Street Fighter 5 was a giant milestone, cementing their name as an organization," VALORANT team leader Todd "Anger" Williams said.

"Adam 'Spirit' Wills, who is on the current VALORANT roster, competed in Overwatch for them and instantly gave us the blessing

RODGER SAFFOLD III

when we were scouting who to play for."

Although Rise doesn't compete on the Madden platform, Saffold has become somewhat of an esports ambassador to his NFL teammates. A lot of them play Call of Duty, FIFA, Madden and more, but until speaking with Saffold, they don't realize how much money can be made from the games.

"Every time I talk to them they are like, 'Really?' Now guys are like, 'Hey, can I invest?' I have talked to several people on the Rams and Titans about it and they're surprised now," Saffold said.

Running back Marshawn Lynch and former defensive end Michael Strahan are some of the high-profile investors in NRG Esports. Rams owner Stan Kroenke and Patriots owner Robert Kraft both own teams in the Overwatch League.

Having been in the NFL for 10 years, Saffold is familiar with the results-driven aspects of the game. He strives to keep his esports players motivated to play the games the way they need to play to win.

"I'm all about the process and I'm all about the work," Saffold said. "As long as I've got players that grind continually on the game, making sure they have some experience, making sure that they're practicing, playing the game instead of playing a bunch of other games, I'm usually in a good mood."

Unlike many other industries, online gaming has seen an upswing during the COVID-19 pandemic, with more people staying at home and looking for things to do.

"It's definitely helped my business," Saffold said in May. "One of the biggest expenses that you have as an esports owner is having your players travel to different cities. With there not being any travel and most things being online, it's really cut down the cost of a lot of expenses going to and from events. Expenses are going down, viewership is going up. You get more eyes on marketing, those

types of situations. You'll definitely see yourself in the green after this."

Rise recently underwent a rebranding process for the first time since it hit the scene in 2014. It redesigned its jerseys and hosted a \$50,000 charity Call of Duty: Warzone event in June, with proceeds going to the Equal Justice Initiative. They also have aspirations toward potential participation in the Call of Duty League.

Ideally, Saffold would like to merge his Rise fans and Titans fans.

"I want this to go hand in hand. I want the gamers to support the Titans and the Titans fans to support my off-the-field hobbies."

###

TITANS GUARD RODGER SAFFOLD TREASURES LESSONS, SUPPORT AND LOVE FROM HIS LATE FATHER

**BY JIM WYATT
TENNESSEE TITANS
SEPTEMBER 9, 2020**

NASHVILLE – As a youngster growing up in Ohio, Titans guard Rodger Saffold III knew from an early age he wanted to play football.

His father, Rodger Saffold II, showed him the way with love and support.

"My dad played football, so we had a football home," Saffold said of his father, who played at the University of Iowa in the mid-1970s. "I used to watch high school, college, and professional football games at a very young age. I decided I wanted to play football when I was nine, and my dad helped me figure out what I was going to do."

Rodger Saffold II helped his son pick his position, and he steered him toward his dreams.

Saffold said his father drove him to workouts, and supported him every step of the way, through his playing days at Bedford High (Ohio), and into his collegiate days at Indiana University, where he became a dominant performer, and a team captain. Saffold said his father used to send him tapes of players to watch when he was in college, and it helped him turn into an NFL-caliber talent. Saffold was drafted in the second round of the 2010 NFL Draft by the Rams.

"He was always there, very supportive," Saffold said of his father. "During games in high school he would give (me) a thumbs up and thumbs down after drives (when I came off the field) to see how well I did. Thankfully, it was always a thumbs up."

Along the way, Rodger Saffold II also learned how to be a man, thanks to his father's steady guidance.

"He basically taught me about having the values of good character, and a leadership role and all those things and to match that with being in love with the hard work and the grind and that has carried me through this whole time," Saffold said. "I have been playing over 20 years now and he was a big part of that."

Rodger Saffold III, an 11-year NFL veteran who is set to begin his second season with the Titans, lost his father at the end of August. Funeral services for Rodger Saffold II were on Wednesday, September 2.

Saffold left the Titans briefly to support his family, but he returned to be with his teammates, who have done their best to keep his mind off the loss of his dear father. Practices, and a game plan for the opener, have allowed him the opportunity to turn his attention away from his sorrow.

When Rodger Saffold II discussed his father during a video conference call last week, he bragged about the man who was "a huge support system for me all my life." The two talked before every single game, and after every game.

On Monday, before the Titans face the Broncos in the season opener, Rodger Saffold won't be able to pick up the phone in the hours leading up to kickoff to talk to his father, something he's done since he first started playing football 20 years ago.

But he knows his father will be with him in spirit.

"I am still going to talk to him," Saffold said. "One of my rituals is going to be praying (before games), so I am still going to be talking to my father through that form. And I am just going to continue to play how I know how to play."

"This has raised a lot of motivation for me, just wanting to get out and do what I can for myself and my family. So, motivation is not going to be a problem for me this year. So

I just think taking all of (the heartbreak) and putting it in the right direction and being productive for this team is what's going to be best for me and for my family."

###

AS JEFFERY SIMMONS' IMPACT ON THE FIELD GROWS, DOCTORS ASSESS AND MARVEL AT HIS ACL RECOVERY

**BY JOHN GLENNON
THE ATHLETIC
OCTOBER 31, 2019**

It's been seven years since Adrian Peterson returned from a torn anterior cruciate ligament, but the running back's comeback is still considered something of a medical marvel.

Peterson was playing NFL games less than nine months after suffering his severe knee injury, a timetable many consider miraculous when it comes to recovering from ACL surgery. He not only stepped back into Minnesota's opening lineup in 2012, but went on to win the league's MVP after rushing for more than 2,000 yards.

It's with Peterson's return as a backdrop that the comeback of Titans rookie defensive tackle Jeffery Simmons is looking more and more impressive.

The 6-4, 305-pound Simmons played his first NFL game two weekends ago, a mere eight months after undergoing ACL surgery in February. He's been wreaking havoc on opponents' offensive lines since, totaling a combined 10 tackles, four quarterback pressures, one sack and one tackle for loss.

So just how does Simmons' ACL recovery compare with that of Peterson?

In the opinion of one former NFL team physician, Dr. David Chao, Simmons' speedy return is more mind-boggling than that of the future Pro Football Hall of Fame running back.

"Everyone makes the Adrian Peterson, nine-month return the gold standard," said Chao, a practicing orthopedic surgeon who also serves as a medical analyst for

Sirius XM and ProFootballDoc.com.

"But I would say (Simmons) is more impressive for several reasons. No. 1, it's less time, only eight months. No. 2, Peterson was returning to the same level of competition he'd played in, but Simmons is jumping a level of competition.

"Third, as a defensive player, it's harder because you're reacting on the playing field, rather than dictating. And fourth, as a guy playing on the line, he's not just running in free space but engaging other players."

An extraordinary athlete

Timetables vary from person to person when it comes to returning from surgery to the ACL, which is one of the key ligaments that help stabilize the knee, connecting the thighbone (femur) to the shinbone (tibia).

Chao said the most impressive ACL recovery he's witnessed was by one of his own patients, former U.S. women's soccer player Shannon MacMillan. Just four months and a week after undergoing ACL surgery, MacMillan played in the 2003 women's World Cup.

Doctor Michael Pagnani, a physician at Nashville Knee & Shoulder, said that in his practice, an average patient heals in about six months. But he notes there's a significant difference between healing and returning to play a professional sport at top strength.

The Mayo Clinic estimates eight to 12 months or more before athletes can return to their sports following ACL surgery.

"If your goal is to be back as close to your pre-performance level as possible, it probably takes a year," said Pagnani, a previous team physician for the Dolphins and Nashville Predators. "And in a sport where one percent might be the difference between an All-Pro and a practice squad player, that can be a

big difference in terms of when they return."

Pagnani says Simmons' ability to return to the playing field at eight months is "a good recovery. I don't know if it's unheard of."

But perhaps what's more impressive to Pagnani is Simmons' level of play, as the big man has made a significant impact in his first two games. Simmons was in the trenches, for example, against the Chargers in the closing seconds, when the Titans stopped running back Melvin Gordon twice from the one-yard line.

"Playing at that level so soon after your ACL, and playing that well against that competition, is definitely remarkable," Pagnani said. "He might just be an extraordinarily great rehabber and an extraordinary athlete to be able to come back and play at that level. I'd say you've got give it a few more weeks, to see if fatigue and more reps affect him. But it sure looks promising so far."

Let's attack this rehab

Simmons suffered the torn ACL in the midst of a lateral-drill exercise, while working out in Boca Raton, Fla., two months before the 2019 NFL Draft.

Having never suffered a knee injury, Simmons had no idea how severe the problem was. But after getting diagnosed, Simmons' first fear, naturally, was how far his draft stock would fall. Predicted by many to be a top-10 overall selection, the former Mississippi State star wondered whether teams would now shy away from him.

Simmons underwent surgery about a week later, with Mississippi State's team orthopedist, Dr. Rusty Linton, repairing the knee. That led straight to one of the more challenging stretches in ACL recovery, the first few weeks following the procedure.

"The operation hurts, so the first couple of weeks are just hard to get

JEFFERY SIMMONS

going,” Pagnani said. “Most people are taking pain medicine for a couple of weeks, and they’re wondering, ‘Am I ever going to get through this?’”

The goal for most patients is to get their range of motion back in the knee in six weeks. If there’s stiffness — or if the patient can’t completely straighten the knee — the rehab can become that much more difficult.

“But if they can get their range of motion back by six weeks,” Pagnani said, “then it’s really just a grind after that.”

Grinding through rehabilitation wasn’t a problem for Simmons, chosen 19th overall by the Titans in April. He attacked his recovery the same way Simmons dominated opposing offensive lines in college, racking up 163 tackles — 32.5 for loss — in three seasons at Mississippi State.

“Every day I woke up, and every day I walked into the building to do my rehab, it was just like, ‘You’ve got to be better than what you did yesterday. Do more than what you did yesterday. Try to go a little harder,’” Simmons said. “I just wanted to keep getting better. That was my mindset. Every day I woke up thinking: ‘Let’s attack this rehab.’”

Jeffery Simmons (Christopher Hanewinkel / USA Today)

God sprinkled extra dust on Jeff

When Simmons talked to Nashville media in June, four months after the surgery, he still didn’t even know when he’d be ready to jog again. But his work in the weight room, where Simmons was doing all he could to re-build muscle strength around the injured knee, was catching the eye of teammates.

“Every day, he was in here for multiple hours just rehabbing,” Titans defensive lineman DaQuan Jones said. “And then I remember him after rehab, going in there for hours with (Titans strength coach

Frank Piraino) one-on-one, and doing even more.”

By July, as the Titans readied for training camp, Simmons took another big step in the right direction, as he was able to run in a straight line for the first time since suffering the injury. In time, Simmons’ rapid progress allowed him to start simulating football moves, even those that required him to move from side to side — testing the strength of the knee.

“When you’re coming off an ACL injury, the biggest thing is you’ve got to work on your lateral movement,” Simmons said. “That’s why I think they did a great job making sure they hit on every angle, every football drill they knew I was going to be put in (while) playing defensive line.”

Many NFL analysts had figured Simmons wouldn’t play at all in his rookie year, or that if he did, it wouldn’t be until November or December. But only a few weeks into the season, Simmons began working out with Titans coach Mike Vrabel in one-on-one sessions, the two men looking like grown bears wrestling as they pushed one another around the practice field.

How could Simmons already have come so far so fast?

“God sprinkled a little extra dust on Jeff — that’s just how it goes,” Vrabel said. “Genetics plays a large part into your makeup, your size, how you recover from injury, your durability. So, we kind of figured that going (into the draft), it was probably going to be a little shorter than a little longer. If you were betting, you’d probably bet the under (on his recovery time).”

In early October, less than eight months after the ACL surgery, Simmons received full medical clearance to play once more. Vrabel and the team’s training staff put the decision to return in the hands of Simmons, who thought long and hard about it prior to the Titans’ Week 7 game against the Chargers.

Simmons said he prayed on the matter first, then sought the advice of an uncle who’s always been close and reliable.

“I told him I felt healthy and ready to roll,” Simmons said. “He was like, ‘Are you sure?’ And I’m like, ‘Yeah, I’m ready to go.’ So we just went from there.”

Going to get even better

In watching Simmons play his first two games, Chao marveled at what he was able to do, but also noticed — not surprisingly — that the injury was still impacting him.

“He’s a strong guy, so I didn’t see him getting pushed off the line,” Chao said. “But it was more in the open field and in his quicker movements, the change of directions and the ability to really stick that leg in the ground. Then there was one time I noticed he didn’t have the same deceleration, in terms of change of direction. It’s relatively subtle.”

Chao, like Pagnani, said Simmons won’t be at 100 percent until next season, noting that recovery from an ACL tear — like most injuries — is “like a slow sunrise rather a light switch ... It creeps along, especially in the later stages.”

But in its own way, that’s great news for Simmons and Titans fans.

If Simmons was good enough to be Pro Football Focus’ top-ranked Titans defender in his first game back, and fit enough to play 34 snaps in just his second game, think ahead to what Simmons’ second season might be like.

“He’s exceeded expectations in (returning this early),” Chao said. “He seemed effective. What this means is that an 85 percent Jeffery Simmons is pretty darn good. They have a bargain on their hands.

“It doesn’t mean he’s Superman yet. There were plays I saw in his first game back when I said, ‘Oh, he’s still favoring that a little bit.’ But

JEFFERY SIMMONS

I'm not saying the Titans are doing the wrong thing by playing him.

"I'm just saying, 'Good news, Titans fans. He's going to get even better than this.'"

###

A NEAR-CONSTANT ON THE FIELD, TITANS' JEFFERY SIMMONS HAS TURNED INTO A MENACE IN THE TRENCHES

**BY JOHN GLENNON
BROADWAY SPORTS
MEDIA
OCTOBER 23, 2020**

Opponents probably feel like they're seeing entirely too much of Jeffery Simmons these days.

The Titans? They can't get enough.

Through the first five games of his second season, the 6-4, 305-pound Simmons is putting on a clinic in the trenches, even if it hasn't been enough to single-handedly solve all the problems of the Titans' shaky defense.

Just how dominant has Simmons been in the hand-to-hand combat zone? A couple of numbers offer a pretty good illustration:

ESPN uses a figure called run-stop win rate to track how well defensive linemen are faring against their beefy offensive counterparts. Simmons is not only the top-ranked defensive tackle in that category, but his 58 percent win rate ranks a full 10 percent ahead of the runner-up, Miami's Christian Wilkins (48 percent).

Pro Football Focus lists Simmons with eight run stops – tackles that constitute a “failure” for the offense – which is tops in the NFL among defensive tackles who've played four games or fewer. Simmons has also piled up 14 quarterback pressures, according to the analytics website, which is once again the most among defensive tackles who've played four games or less.

“I mean, it's evident when you turn on the tape, '98' stands out right now,” said Shane Bowen, the Titans' defensive play-caller. “You definitely notice him on film, and hopefully that can continue for us, because we need him to do that.”

If it feels like Simmons is everywhere all the time, one reason is simply because he's playing so much more than he did during his rookie season in 2019.

When Simmons made his NFL debut last season, the Titans' 6-4, 305-pound defensive tackle did so with a big splash, racking up a sack, quarterback hit and two tackles for loss in Tennessee's season-changing victory over the Los Angeles Chargers in Week 7. Only two weeks later, Simmons played 49 snaps against Carolina, taking part in nearly 70 percent of the Titans' defensive snaps that contest. It represented a remarkable turnaround for Simmons, who'd undergone surgery to repair a torn ACL just nine months earlier.

But that Carolina game also proved the high-water mark for Simmons' defensive participation in 2019, as the Titans started to ratchet his time downward. He averaged about 30 snaps per game over his last six contests – regular season and playoffs – in 2019, more in line with what might be expected of a rookie returning so quickly from a significant injury.

But this season? Good luck getting the big guy to stand on the sideline. Simmons has played more than 75 percent of the team's defensive snaps in each of his four contests, registering a season-high 63 snaps last Sunday against Houston – just days after coming off the team's COVID-19 reserve list. His 228 snaps are tops in the NFL for defensive tackles who've played four or fewer games.

“He never wants to come out. He's going so hard, he can't even realize he's tired,” Titans defensive line coach Terrell Williams said. “So my job is to give him a breather and he's not going to fight me back on it. He understands that we're trying to do what's best for the team.”

Added Simmons: “I felt good (against Houston) – everyone knows about COVID, it takes away your conditioning that you've been working on all season. It was kind of

hard as the game went along for me, but I'm not making any excuses. Just keep fighting. We are built on mental toughness and I just had to fight through a lot of tiredness.”

Simply being on the field, however, doesn't begin to explain why Simmons has been so effective this season.

Another reason? His mental preparation for games. A case in point came last Sunday, with the Texans trying to succeed on a late two-point conversion, one that would have given Houston a nine-point lead with less than two minutes left in the contest.

Elusive Texans quarterback Deshaun Watson appeared to be on the verge of completing a short pass to wide-open receiver Randall Cobb in the end zone. But Simmons managed to lift his 300 pounds into the air, deflecting Watson's pass and giving the Titans a chance to make a game-tying touchdown drive.

Simmons had thought back to a similar situation last season, when he jumped in the air to deflect a Watson pass that wound up in the arms of teammate Jayon Brown for an interception.

“I know it's a quick pass, and from last year, I know he's going to throw the ball low,” Simmons said. “(Watson's) release is low and he tries to get the ball out quick. I know that if we get our hands up we can bat a ball and that's what I did. I saw him take his non-throwing hand off the ball and I knew it would be low. I got my hand up and batted the ball.”

Williams said when players like Simmons make it a point to study opponents' technique on film, it allows them to play even faster in the games.

“The good players in this league and the young players in this league understand you just can't go out and do it physically,” Williams said. “Mentally, studying tape and looking at your opponents, looking

at tendencies, looking at body language, all these different things matter when you're trying to win a football game. Jeff understands that concept."

###

Added Titans coach Mike Vrabel: "(It) was probably a game-saving play for us. I think it would've been over had that ball gotten through."

The 23 year-old Simmons also uses tape to study some of the league's other quality interior defensive linemen, like Philadelphia's Fletcher Cox and Tampa Bay's Ndamukong Suh, in order to better his repertoire. A student of the game, Simmons even takes a peek back at the best defensive linemen over the years. He spoke just the other day about former University of Tennessee great – and Pro Football Hall of Famer – Reggie White, who earned notoriety with his "hump move," which involved White lowering his right shoulder, driving his arm into a blocker's chest and then throwing him aside.

"Everybody knows Reggie White for the hump," Simmons said. "Playing defensive line, you don't just sit and watch yourself all day. You want to see how can you better your game by adding something like that that can help."

Expect Simmons to produce another ironman performance on Sunday, when the undefeated Steelers roll into Nissan Stadium. Sure, the big man has played at least 60 snaps in each of his last three games. But it sounds as if there's still a more than ample supply of energy, passion and motivation remaining.

"When I step on the field, I'm going to give it my all no matter what," Simmons said. "If it's tiredness, limping, cramping, no matter what, I'm not making any excuses."

"You never know when that play is going to come that you can make and change the game. My mindset is to attack every game and play with passion. That's gotten me this far and I'm not going to change anything. Just head down, full steam ahead."

**VRABEL IMPRESSED
WITH 'FUTURE CAPTAIN'
JEFFERY SIMMONS**

**DT IS SECOND-HIGHEST
GRADED SECOND-YEAR
PLAYER BY PRO
FOOTBALL FOCUS**

**BY MICHAEL GALLAGHER
NASHVILLE POST
OCTOBER 29, 2020**

When the Tennessee Titans drafted defensive tackle Jeffery Simmons 19th overall in the 2019 draft, the 6-foot-4 behemoth had lofty expectations of becoming a staple in the middle of the defense for the next decade.

Now, in his second year and first as a full-time starter, the Titans and head coach Mike Vrabel are already talking about the tremendous impact Simmons has made just six games in as well as his potential to become a team captain.

“We’re all excited that he is going to become one of those guys that will be with us for a long time and eventually be a captain,” Vrabel said. “The impact that he makes on people around him, he’s a special person and so we just love having him in the building and we love coaching him. His maturity level in his second year is great.”

“Even at Mississippi State, I was never a captain, but I was always a leader on the team,” Simmons said. “The thing about me, I don’t have to be known or be in the spotlight to lead. I take pride in pushing my guys, especially the ones playing my position, and holding myself to the highest standard. I’ve got pretty high standards for myself and feel like if I can meet them...I can transfer that to everyone else.”

Although he missed a game while on the reserve/COVID-19 list, Simmons is seventh on the Titans in tackles (21), leads the team in sacks (2) and is third in tackles for loss (2.5). He also has eight quarterback hits and has emerged as a disruptive force along the Titans' defensive

line — producing better numbers than Jurrell Casey through the same number of games last season.

“He’s got really good awareness; he’s taken the coaching,” Vrabel said. “We all want to impact the quarterback and get sacks and quarterback hits, Jeff has realized when he’s not going to get there or maybe they stop him our double team him, he gets in the throwing lane.”

Simmons also has two passes defended and a fumble recovery this season, showing that he is a highly coachable player who impacts the game by doing the small things.

Perhaps his biggest play of the season came in a 42-36 overtime win over the Houston Texans in Week 6. After Houston scored to go up 36-29, the Texans attempted a 2-point conversion to try and close out a win.

Knowing he wasn’t going to break through the Texans' offensive line, Simmons backed off just a tad and got his hands up to bat away a DeShaun Watson pass. That play proved to be game-changing as Tennessee eventually tied it up and won in overtime.

“I just take the coaching and put it into my game. It’s been coming up great for us,” Simmons stated. “That’s just my mindset — get penetration and if you can’t then get your hands up and eventually, you’re going to tip one and it’s going to be a big play.”

According to Pro Football Focus, Simmons in the second-highest graded second-year defender in the NFL with a grade of 86.1. Through just five games in 2020, he’s already playing at the level of a top-five defensive tackle and quickly emerging as the best player on Tennessee’s defense. It won’t be a surprise to anyone if he is indeed named a team captain in 2021.

###

**MY STORY: TITANS TE
JONNU SMITH ON FAITH,
PERSEVERANCE, AND
LIVING HIS DREAM**

***THE THIRD-YEAR PRO HAS
DEALT WITH PLENTY OF
ADVERSITY IN HIS LIFE,
BUT IT'S ALL MADE HIM
THE MAN HE IS TODAY
AS TOLD TO***

***BY JIM WYATT
TITANS ONLINE
NOVEMBER 15, 2019***

As the Titans Bye Week begins, many of the team's digital and social channels will be taken over all week with content influenced and made by the players.

NASHVILLE – Life in the NFL isn't easy. As a player, you have to fight through adversity, and you have to work hard to be successful. And you have to keep grinding through all the ups and downs.

But life itself isn't easy.

The way I get through it all is by relying on my faith. It's the foundation of everything I do, and I am so thankful for the way I was raised because I lean on the things I learned as a kid today as a grown man. I've dealt with some tough times in my life, but it's all made me stronger.

I give credit to the household I grew up in. My entire family was raised on faith, and it's the way I am going to raise my children. As I get older, I learn even more things on my own, and try to become as close to Christ as I can because I've learned that's how you get through the tough times.

It started with my mother, Karen Smith.

My father was a Jehovah's Witness, and he was a man of faith. But he passed when I was just four years old in a tow truck accident. It was hard on my family, but my mom was strong, and she became my rock at an early age. My mom was a

Christian, and when my father passed our faith had to take over and keep us going. That's just how I grew up, and from the time I was young I had to lean on my faith. I'm one of six kids. I still remember us praying as a family at night. I look back now and I know as a kid, going to church isn't always No.1 on your list because when you're young, you'd rather be doing other things, like hanging out with your friends, or just do things kids do. But my mom made us going to church, and she made us pray together as a family. When you are younger you don't appreciate that probably as much, but as you get older you can understand why that's important and I'm so thankful for the path those days put me on. I realize now just how much love that spread in my family and how much peace and joy it gave me during tough times. And it is faith that gets you through things that sometimes aren't easy.

Jonnu Smith (wearing an Eddie George Titans jersey as a child in a photo above) credits his mother, Karen, for his successes. Jonnu's father passed away as a result of a tow truck accident when he was four years old and his mother raised all six children by herself.

Jonnu Smith (wearing an Eddie George Titans jersey as a child in a photo above) credits his mother, Karen, for his successes. Jonnu's father passed away as a result of a tow truck accident when he was four years old and his mother raised all six children by herself.

One of those times came when I was in high school. I love my mom, and she loves me. But after my freshman year in high school, my mom sent me away to live with her sister. It couldn't have been easy, but she knew that's what was best for me.

I grew up in Philadelphia, but things were tough. The neighborhood I grew up in wasn't the best. It was inner-city Philadelphia, and there were some bad influences. I was surrounded by a lot of violence, and negativity. It was a harsh environment to grow up in. We weren't financially fortunate, and

she was afraid I would get lured into some things that could mess up my life and send me down the wrong path.

"My mother is my rock. It was tough, but we always got what we needed—not necessarily what we wanted all the time—but what we needed. She was so strong all the time."

- Jonnu Smith

So, my mom wanted a better future for me, and she wanted me to have a chance to follow my dreams. I was the youngest of six, and I was the last boy. She sent me to Ocala, Florida, and it was one of the best decisions she ever made as a mother. I was 14, and it was a big change. But I got through it because of my faith, and because I knew it was a great opportunity for me to not only have a better life, but to play the game of football, a game that I knew I loved even back then. You see, I couldn't play football when I was in Philly. My mom wanted me to focus on education, so the school I went to there didn't even have a football team. When she talked about sending me away, I knew I'd get a chance to play football in Ocala, and that got me excited. I knew I'd have a chance there. Playing football in Florida? Are you kidding me? I knew even then that was the hotbed for high school football. Florida, Texas and California, those are the schools that produce the most pros in the world and even then, I knew what I wanted to do, and this was my chance to pursue my dream. So even though I would be uprooted, I was able to find the positives from it and I think that's because of the way my mom raised me.

I still think a lot about my childhood. Growing up, you don't really realize how harsh it is, because you think as a young kid, 'This is life, and this is how it is supposed to be.' But when you go to a different place, a place like Ocala, Florida, a small suburban town after being in Philadelphia, it is a culture shock.

JONNU SMITH

I think about what would have happened to me if I'd stayed back home and not moved. I still think one way or the other I would have made it, I really do. Like I said, I am a man of faith, and I am a man of God and I truly believe that everything is ordained for a purpose. I still think I would have made it, it just would have been a different path.

But I can't help but think about what my life would have been like had I stayed in Philly. I know what is back there, and I know what my friends deal with every day that I grew up with. My best friend, Willie 'Quasim' Jefferson, was killed on the streets of Philadelphia in October 2016, maybe a block away from the house he grew up in. We were friends from the time we were five years old, and we stayed in touch. He would come and see me when I was in college at Florida International, and he'd stay for months at a time with me because Philadelphia was so bad. The last time he went back, he was killed. I still remember getting a call after we'd played a game and I was told my best friend, my lifelong friend, was just killed. That hurt me, and it was tough to get through. I think about Willie all the time. And when I think about my life and my path and my opportunities, it makes me realize even more I was more fortunate. And it also makes me keep my buddies back home in my prayers. I try to encourage them and lead them in the right direction because I understand what they are going through. You just have to lean on your faith to get you through everything.

I lean on my faith all the time. As a football player, it helped get me started in the NFL when I first got to Tennessee. And I leaned on it on December 6, 2018, and the months that followed. Everyone remembers that day – it's the day when running back Derrick Henry ran for 238 yards and four touchdowns against the Jaguars. He had that 99-yard touchdown run that will go down in team and NFL history. It was a great day, and a great moment, but it was a different day for me. When I think

about the 99-yard run, it was bittersweet. I heard the crowd going wild, but I was on the ground, holding my knee as I was on the ground. Some people might not remember, but I suffered a serious knee injury on that play and had to be helped off the field. As everyone was celebrating, coach Mike Vrabel came over to me when I was on the ground and told me: 'Jonnu, we just took that thing 99 yards for you.' I was happy, but I also knew what was ahead because my knee was messed up. I had suffered an ACL injury before, so I knew the recovery is a long process. I just started praying, and I started getting mentally prepared for what I knew I'd be faced with. I ended up having surgery a few weeks later, and the road to recovery was a long one. I just had to keep the faith and be positive to get through it. And the way I see it is if I had to pick a play to go down, I would pick a play like that. You just have to keep the faith, and I knew whatever circumstances I would be faced with, I would have to deal with them. It wasn't easy, but I had to stay positive through it all, and I am back now and it's great to be back.

And now more than ever, I don't take anything for granted.

I'm not sure people have noticed, but before every game I take a knee, say a prayer and I point up to the sky. I actually pray before every play, for many reasons. I realize each play could be your last play, so I always want to thank God for the opportunity to give me another snap and thank him for letting me play at this level and for blessing me in so many ways. I don't take any play for granted, and I give God thanks.

When I look back at my path, and where I came from, I know I am fortunate to be here, playing in the NFL, playing a game I love. Everyone grew up in different circumstances and I always like to say my story could be a fairy tale to some people because I understand people have gone through far more treacherous things than I have. But my story could also be a horror story to some people, because that is just

the world that we live in. I just appreciate the journey that I took because I believe it made me the man I am today. I am grateful to be where I am today.

In my mind, I am living my dream, and I thank God every day for it. I truly don't take anything for granted and I am trying to get everything I can out of it. I know I can't play this game forever – I know I can't live forever – but I am going to cherish every second of it all.

###

**TITANS' RYAN
TANNEHILL, JONNU
SMITH WORKING
TOGETHER IN FLORIDA
WILL BE 'GREAT
ADVANTAGE'**

**BY ERIK BACHARACH
THE TENNESSEAN
MAY 20, 2020**

A completely virtual NFL offseason to this point has meant no organized team activities, no in-person chemistry building, no opportunity to connect on the field.

Well, at least for most.

But for a few, like Titans quarterback Ryan Tannehill and tight end Jonnu Smith, the coronavirus-related tweaks to the NFL schedule have created a different kind of opportunity. While players are spread out across the country, Tannehill and Smith are both in South Florida.

"I'm down here, Jonnu is down here, so I go throw with Jonnu a couple days a week," Tannehill said last month.

The two are working out together at a local park. Since beginning their sessions together about two months ago, Smith said last week the duo had not missed a week.

So while others are relying on virtual team meetings and individual workouts, Tannehill and Smith are getting in some valuable one-on-one time.

"I'm sure it will give us a great advantage," Smith said. "Just learning my speed, learning his speed. Feeling the football come out of his hands and just catching the football, knowing the spin on that thing. I'm only learning him more and he's only learning me more, so I'm sure it will be a great advantage."

Titans coach Mike Vrabel said he's "sure guys are getting together, but I'm not monitoring and I'm not tracking it" during a voluntary phase

of the offseason. Still, he's encouraged that Tannehill and Smith are building their rapport.

"I'm sure Ryan is enjoying building a relationship with Jonnu outside of the meetings," Vrabel said. "Again, at the end of the day, quarterbacks, they want to know guys are going to be in the right spots. ... Hopefully they're able to work on some of those things, and Ryan and Jonnu can stay in shape and motivated like the rest of our football team."

The Titans cut Delanie Walker earlier this offseason, shifting Smith to the top of the depth chart. He'll lead a group that also includes Anthony Firkser and MyCole Pruitt.

"I'm tight end 1 now," he said.

With that comes some added responsibility.

"Yeah, but it's no extra pressure on me or anything," Smith said. "We've got a lot of great guys in that room and I'm sure the thing about it is we can all look to each other. ... I'm not going to put any extra pressure on myself just because I am the No. 1 guy, but that does require a leadership role and I'm definitely ready to take on that role."

Smith, drafted in the third round in 2017, had 35 catches for 439 yards and three touchdowns last season while playing in all 16 games, including 14 starts.

The goal, Smith said, is to build on that in 2020, and it begins at a park in South Florida.

"Ryan is making me better, I'm making him better, and we're just building that chemistry," Smith said. "We're getting all the work in that we can, just pretty much everything that I do on Sundays. I'm just trying to perfect that. ... We've been able to maximize the most of our opportunity. I love doing it and I love working with him."

###

**TE JONNU SMITH
SELECTED AS TITANS'
2019 ED BLOCK COURAGE
AWARD RECIPIENT**

**BY JIM WYATT
TENNESSEE TITANS
JUNE 4, 2020**

NASHVILLE – As Titans fans everywhere celebrated running back Derrick Henry's 99-yard touchdown run against the Jaguars back on December 6, 2018, tight end Jonnu Smith had a different perspective on the play.

Smith went to the ground after making a pair of key blocks on the historic run. He had to be helped off the field after suffering a torn ACL.

"It was a great day, and a great moment," Smith said of the play, "but it was a different day for me. I was happy (Derrick scored), but I also knew what was ahead because my knee was messed up."

Smith kept the faith. And after a lengthy rehabilitation process following surgery, he was able to return in time for the start of the 2019 season.

Smith had the best season of his three-year NFL career in 2019, when he caught 35 passes for 439 yards and three touchdowns. Smith made an acrobatic touchdown catch in the team's playoff win at Baltimore.

Smith's road back, and his performance that ensued, led his teammates to vote him as the Titans' Ed Block Courage Award recipient.

The Ed Block Courage Award is given to a player on each of the NFL's 32 teams who represents a commitment to sportsmanship, courage, professionalism, and are considered to be role models in their community.

Named in memory of Ed Block, a humanitarian and athletic trainer for the Baltimore Colts, the award is administered by the Ed Block Courage Award Foundation.

Titans coach Mike Vrabel has raved about Smith many times in the past.

"Jonnu is one of my favorite players on this team," Vrabel said during the 2019 season. "I don't have 'favorites', but he is one of my favorite players on this team. I just love him to death. I love the way he works, I love his attitude."

In an interview last month, Smith said he's excited about what's next.

Smith has been working out in a one-on-one setting with quarterback Ryan Tannehill, and he'll head into the season as the team's No.1 tight end.

"As a professional, you just want to continue to improve, and continue to build off any momentum that you had (from the previous season) just to get better," Smith said. "I am focused on getting better and better and improving and improving. Because if you are not in it to maximize your abilities, then I feel like you are in the wrong business."

"So, I am just trying to improve and get better and work on my craft, and I am having fun doing it. ... I am trying to be the best player I can be to help this team win as many games and win championships. For me, I'm tight end 1 now, and I'm just going to take advantage of the opportunity I have in front of me and continue to be a workhorse and do what is expected of me."

###

REXRODE: RYAN TANNEHILL SHOWS HIMSELF TO BE AN NFL LEADER IN MORE THAN QB RATING

**BY JOE REXRODE
THE ATHLETIC
JUNE 11, 2020**

Ryan Tannehill talks and two notions cross the mind, first that there can't be many quarterbacks in the NFL talking about racism in America like this, and second that Tannehill must be elevating himself as a leader in the Tennessee Titans locker room.

Oh, and a third: Where's this guy when we ask about football?

They're all artificial and miss the point, of course. We don't need to rank NFL quarterback social commentary, though it is nice to hear declarations stronger than "I stand with my teammates" in this time. Leadership is a day-to-day thing that Tannehill demonstrated deftly last season — even with Marcus Mariota still in the room — and yes, reactions from some of his teammates indicate his voice is appreciated. But this dwarfs that. And Tannehill has earned the right to an eyeroll-free press corps every time he utters "control what we can control" or "it's about improving every day in practice" during the 2020 season because of the way he has stepped up to the 2020 story.

This is the white, professional quarterback in Nashville, Tennessee, and he has the ability to reach a lot of people and the conviction to try even though he knows he'll lose some.

"I think the unfortunate thing about it is, if you're a white person you don't have to deal with (racism) on a daily basis and you're not put in those situations," Tannehill said in a Zoom call Wednesday with reporters, the first scheduled interviews with Titans players since the May 25 death of George Floyd at the hands of a Minneapolis Police officer inspired worldwide protests.

"It's easy to just go about your life and not recognize it and not realize how big of a deal it is, how many people it affects on a daily basis. I think with this push, I think more and more people are having an awakening to the reality of the situation and how deep it really is, how many layers of injustice there are to it with the court system, and policing, and just on a day-to-day basis. Like I said, there's so many layers to it. I think that just this push was kind of like the straw that broke the camel's back, right? It's been happening for far too long and finally got to the point where enough is enough."

And as for those who don't like what he has to say: "If there's people that want to push back and go the other direction, that's on them. I'm going to fight for what I believe is right and whatever else happens, happens."

And as for Roger Goodell's improved response to the powerful "Black Lives Matter" video involving several NFL stars and some NFL employees: "I don't know. We'll see where it really goes once this fall starts and things are a little bit different. I hope to think that things are different this time, that guys are going to be heard, that the movement is going to be continued and supported and helped out, but only time will tell."

And as for the league's history on this matter: "Just going back to (2016), the league tried to shut it down because it's trying to protect itself. I think it's to the point where, this time there's so much support that they couldn't do anything from it. The fact that they weren't proactive is disappointing, that they didn't jump on board initially is disappointing, just because, like I said, it's a universal thing that so many guys are affected by. Seems to be there's so much momentum going that millions of people want change and want it now. A little disappointing that it took that, but I guess better late than never, and hopefully that it can continue when games kick off."

OK, so Tannehill's still polite in ripping the league. But how many guys with his job are doing that at all? These aren't "let's stick together while I dodge discomfort as much as possible" responses. These are things Tannehill would not have said a few years ago. He admitted that Wednesday, too.

"I feel like if I would have known now what I knew back then, I probably would have been more vocal and supportive back then," he said. "Do I feel great about that, that I didn't jump fully on board and support initially? No. Do I wish I would have known more and been more supportive back in 2016? Yes, 100 percent, but we all make mistakes. We all have to live and learn and experience to grow, and I feel like I've done a lot of growing over the past four or five years."

So let's go back there, to 2016. Colin Kaepernick is in San Francisco, creating a movement and the backlash that will push him out of the NFL by kneeling during the national anthem to protest social injustice and police brutality. Tannehill is in Miami, throwing to Kenny Stills. Talking to him, too. These are conversations that someone like, say ... let's pick a random NFL quarterback ... Drew Brees may have benefited from having.

Stills, now with the Texans, has been living this, outspoken about it, though he's the son of a retired Marine who asked him not to protest. He told The Undeclared of kneeling in 2016 and through the Donald Trump-inflamed 2017 responses and beyond: "I decided if the league has an issue with us speaking up for our people, it's not a brand I want to be a part of. I had conversations with my agents that said I should wait (to protest). I said if I can't express myself, then I'm OK with not playing."

Here's what should happen before games in 2020: Players who feel compelled to protest should do so, and people should respect it, and the NFL should back off and live with angry fans and consider the

RYAN TANNEHILL

possibility of new ones, and the discussion around all of it from media and others should not overshadow the issues that inspired the protests. The only thing we can count on is that Stills will kneel. He's also likely to continue serving extensively in the community, going on police ride-alongs and educating white teammates who seek him. Tannehill said Stills told him of an incident in which Stills and his father were pulled over by police and had "everything stripped out of the car for no reason" and strewn along the road.

"I can't imagine being put in that situation and having to deal with that," Tannehill said. "You hear stories like that and then (Stills) gave me a bunch of resources, books that were written, "(The) New Jim Crow," systematic oppression, systematic injustices. Then I just started digging more and more into it as time went on. You go from kind of being naïve to the situation because of the privilege, and my eyes kind of got opened to it. It was really kind of a shock for me. ... A protest has to be able to get attention, spark conversation and inspire change. I had to get past the fact that it wasn't about the flag, it wasn't about the anthem, it wasn't about our country. It was about the injustice and raising awareness and getting people's attention."

He got there. Maybe he can help get others there. It's good to see more white athletes stepping out on this. It's also worth pointing out, not that it should be necessary, that black athletes don't all relish participation at the same level.

The Titans made Kevin Byard and Rashaan Evans available Wednesday as well, and Byard said he supports the protests; doesn't want the message hijacked by more obsession with kneeling; looks forward to a conversation some day with his daughter and hopes "whether it's police brutality or just growing up being black in America, that conversation is a lot better than what it is right now."

Byard also said he's "not trying to run for office, just playing football" when asked about Goodell's response and future decisions, and when he was asked about Tannehill's willingness to speak out, he said: "I've always respected him since I first met him. That's one thing about me, I don't look at guys as race and all that stuff. ... The fact that he's speaking and using his voice to uplift others, black, white or different, whatever, it speaks volumes for his character."

Byard talked about empathy and education, too, and the melting pot "beauty of sports." At the core of this conversation, there's right and there's wrong, but everyone doesn't have to have the same tone or say the exact same things. Tannehill and Byard shared realness Wednesday, and that's as important as anything when you're trying to lead 50 people or maybe a whole bunch more than that.

###

RYAN TANNEHILL

AT LAST, RYAN TANNEHILL CAN APPRECIATE HOW MUCH THE TIDES HAVE TURNED

**BY DAN POMPEI
THE ATHLETIC
JULY 28, 2020**

This is where Ryan Tannehill is now: somewhere near the Gulf Stream in the Atlantic on his boat, Going Deep.

He escapes here, where it's easy to forget what should be forgotten. When he walks into his home, he will be carrying a cooler full of mahi-mahis on ice, and not a worry or care.

This is where Ryan Tannehill is now: throwing a football in the back of his South Florida house with his daughter, Stella, who will be 2 in September. She wants her father all the time, and yells "daddy" anytime she sees a football. And now he's with his son, Steel, 4, explaining why he couldn't take him spearfishing because it's too dangerous. Steel is upset because he wants to be with his dad whenever he can.

"Our kids adore him," says his wife, Lauren, whose girl-next-door sweetness made her one of the bright lights of HBO's "Hard Knocks" during her husband's rookie season.

This is where Ryan Tannehill is now: back at his Nashville home unpacking and preparing for an NFL season. After Tannehill was traded to the Titans in 2019, he and his wife bought a house here after being taken by the city's trendy food, Music City culture, southern hospitality and gentle seasonal changes.

Years ago, before Lauren ever set foot in Tennessee, she told her husband she knew one day they would live in Nashville. But even she didn't envision what would happen in 2019.

Tannehill came off the bench to lead his team to a storybook season. He played in his first Pro Bowl and walked away from NFL Honors with the Comeback Player of the Year award.

Then the Titans chose to re-sign Tannehill instead of pursuing Tom Brady, even though Brady once was a teammate of Titans head coach Mike Vrabel.

Tannehill's contract calls for him to be paid \$37.5 million in 2020, which would make him the fourth highest-paid player in the NFL.

This is where Ryan Tannehill is now: king of his world.

But it wasn't always like this.

On April 26, 2012, the Dolphins chose Tannehill with the eighth pick of the draft. That's when it started to get difficult for Tannehill in Miami.

Expectations for the eighth pick in the draft are high. Expectations are higher for a quarterback than any other player. And they are higher still when it's Miami.

"When you're in Miami, every first-round draft pick gets compared to one guy," said Adam Gase, Tannehill's head coach from 2016-18. "And guess what? Dan Marino ain't walking out there."

Tannehill was the first quarterback the Dolphins selected in the first round since the great Marino 29 years earlier. Through his time there, Tannehill did some impressive things in Miami, like throwing for 4,208 yards in 2015. Only one quarterback in Dolphins history threw for more. The great Marino, however, did it four times, and that was before passing records started falling like autumn leaves.

As the passage of time would have it, the great Marino became a symbol of a better time, a boulevard and a bronze statue.

The great Marino's shadow followed Tannehill everywhere except on his boat. "On the outside,

they could have had high expectations that would have been hard to meet," Tannehill says. "You're aware. People say things to you. But I didn't think about it much."

In his first three seasons, the Dolphins didn't make the playoffs. Tannehill was signed to a contract extension going into his fourth year, which ended with a 6-10 record and the firing of head coach Joe Philbin.

For Tannehill, the change to Gase was invigorating. But the Dolphins lost three of their first four in 2016, and in their next game, a loss to the Titans, Dolphins fans turned on him, furiously booing in the hopes of a change to Matt Moore.

Gase kept believing in his quarterback, and Tannehill subsequently picked it up. The Dolphins won six straight and nine of their last 12 to make the playoffs for the first time in eight years.

The booing, however, left a mark. "It broke my heart," says Lauren, who was sitting in the stands at Hard Rock Stadium that day.

"It toughened me to a point to realize that you can't get confidence from other people," Tannehill says. "Whether they think it's good or bad, don't put too much into what people are saying about you. It definitely hardened me."

In the third quarter of a December game in 2016, Cardinals defensive end Calais Campbell hit Tannehill's plant leg as he threw to DeVante Parker. Tannehill's left knee bent inward, a way in which a knee is not intended to bend.

The ACL was partially torn and Tannehill missed the rest of the season, but no doctor he saw thought surgery was necessary. Through the offseason, Tannehill tested the knee by playing basketball and tennis, and with change-of-direction drills. He never felt instability.

In training camp, he had full confidence in the knee. Ten days in,

RYAN TANNEHILL

Tannehill scrambled to his right. When he cut to avoid a defender, he felt a click, and his knee gave out. “As soon as it happened, I knew exactly what it was,” he says.

There would be no avoiding surgery for the ACL tear.

He would miss the season, which was unfathomable to him because he had not missed so much as a game since he had an ankle sprain as a college freshman.

“I had some dark times,” Tannehill says of that season. “The hardest thing was not being one of the guys, so to speak. ... I was around the building, in meetings, but I didn’t feel I was fully in. I wasn’t sweating with those guys on the practice field. I wasn’t in the huddle. There is a unity, a relationship that’s built when you are sacrificing together, going through the adversity together. That’s one of the things I love about the game, the relationships you get to build. Being removed from that was the hardest thing about 2017.”

Tannehill came back strong the following season. In the fifth game of the year, he was pressured to his left while trying to set up a deep throw to Jakeem Grant on an outside move. He flipped his hips and threw as hard as he could. After he released the ball, a defender grabbed his arm. He kept playing. The next week, he wasn’t even listed on the injury report.

But five days later, something changed. “He practiced at the beginning of the week and was throwing fine,” Gase says. “All of a sudden, he couldn’t throw the ball on Friday. That was the first we knew anything about it. He had no velocity. It was strange.”

Ryan Tannehill and his wife, Lauren, daughter, Stella, and son, Steel, on their boat, Going Deep. (Courtesy of Ryan Tannehill)

It eventually was diagnosed as a torn capsule in his shoulder — not a common football injury. Doctors

couldn’t say how much time he would have to miss.

When he tried to practice after missing three games, he couldn’t throw more than 10 yards. “It was scary for me,” he says. “I didn’t know how much longer it would be. I finally got to a point where I was training my throwing motion again. I started playing (after missing one more game). I definitely wasn’t 100 percent. But it was enough to play.”

The injuries didn’t change the way Tannehill played. But they changed the way he thought.

“I was able to see things from a removed perspective for the first time,” he says. “It was an outside viewpoint, seeing the ins and outs of what was going on, how certain guys handle things that happen throughout the year. I felt I grew in that aspect, being able to know and relate to guys, from watching as a third party on the wall.”

After the 2018 season, it became apparent Tannehill would not return for a seventh year with the Dolphins. A trade was coming.

All he needed was a team that needed a starting quarterback. There were a few of them. Then the Broncos traded for Joe Flacco, the Redskins dealt for Case Keenum and the Jaguars agreed with free agent Nick Foles.

Tannehill watched and wondered, trying not to worry. “I didn’t have any control,” he says. “I could have driven myself crazy trying to figure it out. But I had to believe God’s plan was the right one.”

On March 15, Tannehill’s phone rang. His caller ID showed it was Dolphins general manager Chris Grier. Tannehill had been traded to the Titans to be the backup for Marcus Mariota — not what he was hoping for.

“Going there as the backup was hard,” he says. “It was something I don’t think you’re ever really prepared for. It sucked honestly. It

sucked losing the position you worked really hard to get.”

In the spring practices on the fields at Saint Thomas Sports Park, Mariota went first, was given the most reps, and threw to the best receivers.

Then Tannehill fed on the scraps.

In meetings, Tannehill wasn’t quite sure how much to say or when to speak. It wasn’t his meeting room, as it had been all those years in Miami.

“He and I talked a couple times in the spring,” Titans offensive coordinator Arthur Smith says. “There were a couple of things he wanted to say (in front of teammates), but he felt it wasn’t his place. He admitted to me it was different for him, but he wasn’t combative about it.”

He never experienced anything like it. When he was beaten out by Jerrod Johnson as a freshman at Texas A&M, he volunteered to move to wide receiver. He excelled at the position before getting his first start at quarterback in the seventh game of his junior year. One way or another, he had always been a starter.

He was conflicted, understandably. It takes balls to be a good starting quarterback. It takes grace to be an understudy.

Tannehill couldn’t even be sure if it was the bridge to becoming a starter again or the beginning of how it was going to be from here on out.

In training camp, Tannehill had the typical struggles learning an offense that most of his teammates already were comfortable with. By the end of camp, though, he was performing with a degree of confidence and decisiveness.

Then the season started, and he was relegated mostly to running the scout team for the Titans’ defense. Practicing like that was difficult, but not as difficult as game day,

RYAN TANNEHILL

standing on the sideline with neither adrenaline nor purpose.

“I had to bite my tongue and adjust to a different role,” Tannehill says. “I tried to stay true to who I am and what I believe in, working extremely hard, caring about the people around me, building relationships with the guys around me and preparing to take advantage of an opportunity if I was going to get one.”

Tannehill couldn't control his opportunity. But he could control his attitude and his interactions with teammates.

When Tannehill was a younger player, some teammates didn't always want to follow where he was trying to lead. Wide receiver Jarvis Landry admitted he didn't click with Tannehill when they played together on the Dolphins. Others weren't convinced he had what it took.

He bonded easily with wide receiver Kenny Stills, and in 2016, Tannehill asked Stills why he felt so strongly about kneeling during the national anthem. That led to many conversations between them about social justice. Tannehill read some of Stills' book recommendations. He also started talking to other teammates about it.

“I probably was naive to it before, or didn't think about it, didn't understand it,” Tannehill says. “My eyes were opened up to things that were going on for a long, long time. Once your eyes are opened up to it, you see things playing out, and it changes your viewpoint.”

In spring 2019, Tannehill accompanied Stills on a social justice road tour. They traveled around Tennessee in an RV, meeting with organizations and learning about their work, the history of repression and the criminal reform system.

After the killing of George Floyd, Tannehill spoke out on social media. He also appeared in a team video that called for action against

racism, quoting Martin Luther King Jr., Barak Obama and Eldridge Cleaver.

Tannehill didn't do any of that because he wanted better relationships with teammates, but better relationships were a byproduct. “Do some relationships probably deepen, and are you having more in-depth conversations with teammates?” he says. “Yeah. But it's about doing the right thing.”

Nothing speaks louder in an NFL locker room than toughness. Tannehill hangs in the pocket like he's wearing a blindfold. He never used a knee brace after his ACL injury. And when he's carrying the football, he goes at defenders like a bighorn ram.

On a third-and-10 against the Chiefs in November, Tannehill took the snap in the shotgun. His receivers were covered, and he took off. When he got near the first down marker, cornerback Rashad Fenton was waiting for him. Tannehill put his shoulder into Fenton and dragged him 6 yards for a 12-yard gain.

“He's got great leadership skills because he walks it,” Smith says. “He's a tough dude. He'll put it on the line. The guys respect that.”

There is a time to try to bowl somebody over and there is a time to stand down. Smith praises Tannehill for being supportive of Mariota when Mariota was the starter. “That thing could have gone south,” Smith says. “I've been around rooms where that can become toxic, one guy thinks he's playing better than the other one. He handled it well.”

Tannehill hit the town with running back Derrick Henry, carpooled with center Ben Jones and partnered with tight end Jonnu Smith for offseason workouts.

Over time, he learned to treat teammates differently based on who they are. “Is he a tough love kind of guy?” Tannehill says. “Is he a guy you have to pull to the side and have a quiet conversation with? Is he a

guy you want to get on in front of the whole team? I feel my ability to read those situations and learn about people has grown. I've been through a lot now, a lot of ups and downs. I have a lot of experience good and bad that allows me to see things from several perspectives and understand what guys could possibly be going through.”

Through his own struggles, Tannehill became more sensitive to the struggles of others.

After Mariota performed ineffectively in the first six games of the season, Tannehill was given a chance.

Before the first play of his first start in Tennessee, he pulled Jonnu Smith to the side and told him that if the defensive coverage aligned like he expected, Smith would get the ball on his back shoulder. The Chargers played as he suspected, and Tannehill hit Smith on a crossing route for a 24-yard gain.

But according to Arthur Smith, Tannehill started driving the team without “jerking the wheel.” He methodically integrated himself into a system that had already been established. Arthur Smith, meanwhile, molded the offense to use more concepts Tannehill was comfortable with.

Every Friday afternoon after the Titans finished practicing for the week, Tannehill met with Arthur Smith in his office for two to three hours, going over every play and every possibility in the game plan. They looked at contingencies and considered last-minute adjustments.

The point was to make sure Tannehill was thinking like his coach, and it wasn't long before there was an invisible string between them.

The Tannehills visited Universal Studios with Derrick Henry and his girlfriend, Adrianna Rivas, during Pro Bowl week in January. (Courtesy of Ryan Tannehill)

RYAN TANNEHILL

Tannehill impelled the Titans to seven victories in their last 10 regular-season games and led wins over the Patriots and Ravens in the playoffs. His 117.5 passer rating and 9.6 average yards per attempt were the best in the NFL. His 70.3 completion percentage was the highest of his career.

It wasn't that he was doing anything different from previous seasons. His footwork, his release, his method of reading — all the same. And the reality is he had stretches earlier in his career when he played as efficiently as he did in 2019. But he never played so well for so long.

The quarterback-friendly system helped. The play-action game was a killer because Henry was the best running back, because Tannehill could throw long and because his receivers were reliable and dangerous with the ball in their hands. Rookie wide receiver A.J. Brown led the NFL with an average after-the-catch gain of 8.8 yards.

Everything came together the way he kept hoping it would in each of the previous six seasons. "I watched him work super hard and not get much back from his labor (in past years)," says Lauren, who married Tannehill in January 2012. "It wasn't like he did anything different. But it was like a dream. I kept telling him, 'Pinch me.' We'd win a playoff game, and I'd pick him up at the airport at 2 in the morning or whenever, and we'd be on the way home, and I'd start crying I was so happy for him."

Tears had to be a part of this — tears of discouragement, tears of redemption.

Tannehill couldn't have gotten to where he is without feeling those deep boos vibrating in his sternum, without failing to become the next great Marino.

He couldn't have had the perspective to become a better leader without feeling like an outsider on his own team.

He couldn't have grown the way he has without being given up on by the team that drafted him, and then being embraced by a different group of teammates.

"Am I thankful for the lessons learned and growth that happened because of the hard times?" Tannehill says. "Yes. It's not an all-bad thing. ... Every experience, good or bad, is a learning experience. You aren't able to control a lot of situations you end up in. But how you handle it, how you push through adversity, how you grow, learn, improve, those things are under your control."

Spoken like the 32-year old he is.

Of course, everything is different now. Whereas little was expected in 2019, much is expected in 2020.

The doubters remain, but believers are signing his paychecks. And what else could matter?

"There is always pressure to perform," he says. "I don't feel like it's specific to the contract. The NFL is based on what have you done for me lately, so you need to perform every year, get better every game."

Those hours on *Going Deep*, with nothing but blue around him, helped put it all in perspective.

"I don't want to say he has more love for the game now, because he's always loved it," Lauren says. "But maybe more appreciation. I think he has more appreciation for things."

This is where Ryan Tannehill is now: appreciative of where he is, and appreciative of where he's been.

###

RYAN TANNEHILL

RYAN TANNEHILL KICKS OFF YEAR 2 AS UNQUESTIONED LEADER OF THE TITANS

BY TURRON DAVENPORT
ESPN
SEPTEMBER 14, 2020

NASHVILLE, Tenn. -- When quarterback Ryan Tannehill faces the Denver Broncos on Monday night (10:10 ET, ESPN), he'll return to the scene where his career got a second chance.

A six-year starter for the Miami Dolphins, Tannehill came to the Tennessee Titans in 2019 as a backup. But after starting quarterback Marcus Mariota threw his second interception early in the third quarter of a Week 6 game in Denver, coach Mike Vrabel turned to Tannehill to give him a chance.

Although the Titans didn't win that game, Tannehill never let go of the starting job.

"Ryan was an elite QB in this league not longer than a year ago," former Titans tight end Delanie Walker said last October. "He can take over a team. He can make plays."

With Tannehill at quarterback in 2019, the Titans scored 20 or more points in every game for the rest of the regular season. Their red zone percentage catapulted from 53.3% (19th) to tops in the NFL at 77.3% over that stretch. The Titans rode Tannehill's hot hand -- and some punishing running from Derrick Henry -- all the way to the AFC Championship Game.

After leading the Titans on a deep playoff run, teammates' belief in Ryan Tannehill grew.

Becoming the starting quarterback didn't mean Tannehill was just handed the leadership role. That had to be earned over time. Going into his second season in Tennessee, Tannehill has grown into the role of unquestioned leader of the offense.

"Ryan worked his way in there and played well," Vrabel said. "And then as that comfort level began to grow, he really expanded his leadership and then took off in the offseason. I'd say it's better now than what it was last year. They respond to him."

Learn first, lead later

Tannehill entered the NFL as the No. 8 overall selection by the Dolphins in the 2012 draft. He won the starting job as a rookie and started 88 games for Miami over six seasons. But after signing a six-year, \$96 million contract extension in 2015, Tannehill missed 24 games over the next three seasons with knee and shoulder injuries.

The Dolphins ran out of patience and traded Tannehill along with a 2019 sixth-round pick in exchange for Tennessee's 2019 seventh-round pick and a 2020 fourth-round pick. They even picked up \$5 million of Tannehill's guaranteed \$7 million -- in essence, paying a king's ransom for Tannehill to leave.

The unfamiliar territory of being the backup was an adjustment.

"When you're the starter, there's certain things you're able to do as far as leading," Tannehill said during minicamp last year. "Taking a step back in a leadership role has been probably the toughest role for me."

Tannehill laid low and bit his tongue at times in an effort to "know his role." He observed his teammates so he could uncover the best way to lead them if he got the chance.

"I kind of got to take a backseat, and watch interactions, watch how the guys work, and now have a better idea how to lead them," Tannehill said before starting his first game for the Titans.

Making Tannehill the starter in Week 7 last year was Vrabel's attempt to "get a little spark" for an offense that scored a total of seven points in the two previous games.

Ryan Tannehill celebrated the Titans' come-from-behind win over the Chiefs during the 2019 regular season.

The galvanizing moment for Tannehill came in Week 10 when he approached the huddle with the Titans down by five points at their 39-yard line with 1:21 left to play.

"Let's go win it!" Tannehill said before scrambling for 18 yards to start the drive.

"When we stepped into the huddle, Ryan gave us a call," tight end Anthony Firkser said. "... Ryan was being a great leader keeping everyone poised."

A pinpoint pass to Adam Humphries resulted in a 23-yard touchdown that put the Titans ahead for good. Tannehill ran over a Kansas City Chiefs defensive back to complete the 2-point conversion in the win.

Tannehill showed his leadership through toughness in Week 14 when one of his passes got tipped at the line of scrimmage and intercepted by Raiders defensive lineman Maurice Hurst. Some quarterbacks take cover after an interception to avoid a big hit. Tannehill fought off a block by Raiders defender Dion Jordan and delivered a hard hit on Hurst, a 6-foot-2, 295-pounder, to prevent him from scoring a touchdown.

"He's physically tough. The way he played, he was able to solidify himself as more of a voice," quarterbacks coach Pat O'Hara said of how Tannehill became a leader on the Titans. "The leadership has been excellent. His approach every day is the same guy every day. When you're the same guy every day with how you approach things, not just on the field, you build trust that way."

Leaning on experience to help teammates

The coronavirus pandemic made the usual offseason workouts a challenge, but Tannehill arranged to conduct throwing sessions with

RYAN TANNEHILL

tight end Jonnu Smith while they were in South Florida. Tannehill also put together throwing sessions with wide receivers when he got to Nashville before camp started. The workouts offered an opportunity to get on the same page.

Tannehill played receiver for two seasons at Texas A&M before switching to quarterback his junior year. He finished with 55 receptions for 844 yards and five touchdowns as a redshirt freshman.

It's safe to say he knows a thing or two about route running.

"You learn throughout your career - some routes, they're going to have more freedom to put their own flavor on it and find a way to get open, and then some routes are more timing routes," Tannehill said. "We've got to be precise. It's just a matter of communicating with those guys and knowing when they have some freedom to put their own flavor on it, get open."

Often after a play, Tannehill will go to the receiver and discuss being more decisive or getting depth on a route.

"He's always talking to receivers, whether it's in meetings or right after the play," Firkser said.

A.J. Brown jokingly said if the receivers aren't where Tannehill wants them to be, he's not throwing them the ball. Tannehill has been a steadying presence for Brown entering his second NFL season.

"He's definitely a leader on the field. He demands what he wants," Brown said during training camp. "You got to be in his right spot and he's going to deliver a good ball. I would also definitely say it's the influence off the field. How he talks to me off the field, in the locker room. Telling me to be a pro because there's a lot of guys looking at me. He's a great leader."

Humphries recalled a time after practice during camp when Tannehill actually demonstrated how a route needed to be run against

a particular coverage. The trust that receivers have in Tannehill allows them to welcome his input.

"He does a great job communicating what he wants in the details of our routes," Humphries said. "As soon as the play is over, he wants to talk about it. Knowing how to approach us and talk is awesome."

"He played the receiver position so he knows the techniques at the top of the route that can create separation. He can relate to us. Having him with that knowledge, being a former receiver, it makes it a lot easier to communicate with him and be on the same page."

New season, new respect

The Titans signed Tannehill to a new four-year, \$118 million deal in March. It capped a remarkable turnaround for a player who was essentially paid to go away by the Dolphins just a year before.

In a powerful example of how strongly the players felt about him, Tannehill was one of the players chosen to talk to the media when the Titans decided not to practice on Aug. 27 because they wanted to draw attention to systemic racism and social injustice.

He was also named one of the team captains by his teammates earlier this week. Now the ninth-year veteran gets the chance to reward his teammates' faith in the same place where his ascent began on Monday night.

"We're going to push each other and try to get our best out of each other," Tannehill said. "I try to hold guys accountable, try to push our guys, push the offense. ... It all works together, and it's my job as a quarterback, as a leader, to push these guys and try to get our best."

###

RYAN TANNEHILL FOR MVP? ANOTHER COMEBACK, ANOTHER WIN AND A BIGTIME ENDORSEMENT

BY KYLE TUCKER
THE ATHLETIC
OCTOBER 19, 2020

NASHVILLE — Somebody's got to say it, right? The M-word? Isn't it time, even if it feels odd to do this on the day Derrick Henry had 264 yards from scrimmage and ran for the winning touchdown in overtime? Because Titans quarterback Ryan Tannehill was masterful Sunday, totally poised under pressure again, completed eight passes in 106 seconds to force OT against the Houston Texans. He threw for 364 yards and four scores, and if he ever blinked during a 42-36 shootout with Deshaun Watson, nobody noticed.

OK, so who's going to say it? Might sound crazy coming from anybody else, so we'll let King Henry himself crown Tannehill.

"MVP! MVP!" Henry yelled about his QB. "Let's start the campaign right now. We ain't going to get too high, but MVP, I think he should be in that conversation, definitely."

Nobody is saying Tannehill should be the favorite, because Patrick Mahomes, Russell Wilson, Lamar Jackson and Aaron Rodgers will have something to say about that. But after those four? If you're making a list, a top five? Who else, unless it's Henry, even belongs in the early conversation?

Start with the raw data: Tannehill has completed 69.9 percent of his passes, totaled 14 touchdowns and thrown just two interceptions for the 5-0 Titans. In 15 regular-season starts since he seized the job last fall, he's thrown for 3,966 yards, totaled 40 touchdowns and thrown just seven interceptions. Tennessee is 12-3 in the regular season with him under center. That sure is flirting with MVP-level production, no?

"I don't think you're crazy," said wide receiver A.J. Brown, who caught the score-tying touchdown from Tannehill with four seconds left Sunday. But, "the only thing he cares about is wins. He doesn't care about stats and all that. All he wants to do is win."

Lucky for Tannehill, then, he's really good at influencing such outcomes. Here's where we really dig into that MVP worthiness.

The 32-year-old quarterback whose career was reborn last season after he left the Miami Dolphins — he won NFL Comeback Player of the Year and earned his first Pro Bowl invitation — has directed score-tying or game-winning (or both) drives in four of Tennessee's five wins. Down 14-13 with 3:05 to go at Denver on opening night, he marched the Titans from their own 10-yard line into position for a 25-yard winning field goal. In Week 2, he threw four touchdowns with no picks in a shootout with Jacksonville's Gardner Minshew, then in a tie game with 3:29 left, guided the offense into range for a 49-yard winning field goal.

Week 3 at Minnesota, down 30-28 and starting at his own 19 with 3:42 remaining, Tannehill calmly moved Tennessee to the edge of Stephen Gostkowski's range for a 55-yard winning kick. Oddly enough, Tuesday night's stunning rout of Buffalo was the only "breather," but it came with a depleted roster and very little preparation after a COVID-19 outbreak. So all Tannehill did, throwing to Brown and three undrafted replacement receivers, was produce another four touchdowns without an interception.

"He's the general," Brown said. "He tells us what he wants and he demands what he wants and he delivers a good ball."

That last part, about the good ball, is what so many coaches and teammates mention with Tannehill. He just gives it to guys right where they want it and right when they need it. Be that a bullet while he

stands in the pocket, surrounded by a swarm of pass rushers, knowing he's about to be walloped, or a nice-and-easy soft toss to let a bunch of super-talented teammates do their thing. That's what he did with Brown on the tying TD, and it's what he did with Henry on a gentle lob to the 247-pound freight train in the flat during overtime. Henry rumbled and then raced, 53 yards by the time the ground stopped shaking, to set up the winning score.

"He just keeps delivering," outside linebacker Jadeveon Clowney said of Tannehill. "I think he'll make every pass on the field if you give him time in the pocket. He's a leader. He's always in the building early and staying late. You can see that. That comes from wanting to be one of the best quarterbacks in the league, I think (and) he's surprising me. I was just telling the boys, 'Man, he keeps getting better and better every week.' It's fun to watch."

On outcome-deciding drives at the end of regulation and overtime this season, Tannehill is 21-of-28 for 213 yards passing, guiding the Titans into position for one tying and four winning scores. Mike Vrabel sees "just a control and a calmness" in his QB, the coach said. "You have to have done it with some consistency to be able to build that kind of confidence." The fact Tennessee keeps getting itself into those pinches, largely because its defense can't seem to stop anybody, is a worry for another day. At least this team knows there is always hope if it's close at the end. Rather, something better than hope: belief.

"It's not a situation you want to be in every week," Tannehill said, "but we found ourselves in that situation multiple times throughout the season and there is a ton of confidence and belief in each other that we're going to march the thing down and play our game and finish with a win. Today, for the fourth time, we were able to do that."

Tannehill and the Titans were unflappable even after they blew a near-perfect 14-0 start and 21-10

RYAN TANNEHILL

halftime lead. Even after starting left tackle Taylor Lewan left with an injury and J.J. Watt blew by his replacement for a blindside strip-sack on Tannehill to set up a Texans touchdown. Even after Tannehill made his one bad throw of the day, a deep shot that was just a tad too deep and got picked off, setting up Houston's go-ahead touchdown drive in the fourth quarter. When the Titans got it back at their own 24-yard line with 1:50 to go, Tannehill told his teammates, "This situation is not new for us; let's just go do what we do."

He completed eight consecutive passes to six different guys for 76 yards, hurried up to the line as the final seconds of regulation ticked down and — with Tennessee out of timeouts — when almost everyone expected a spike to kill the clock, lofted a perfect spiral to the leaping, twisting, toe-tapping Brown. Two of the biggest throws on that drive were to tight end Anthony Firkser, who caught eight balls for 113 yards on a day Jonnu Smith hobbled off early and never returned. Tannehill just works with whatever you give him.

"He's been running our offense with precision," safety Kevin Byard said. "Glad to have him as our franchise quarterback."

It's little wonder why the Titans had faith when, after winning the overtime coin toss, Tannehill called game.

"Let's go win it," he said in the huddle. "And that's what we did."

Ho-hum. Shrug. No big deal, because it just always goes that way with this guy at quarterback. Does that not sound a lot like an MVP? Of course, it helps to have another MVP candidate in the backfield with him — and to have a brilliant young offensive coordinator, 38-year-old wizard Arthur Smith, calling perfectly timed plays. The system certainly helps, and Tannehill does so much damage off play-action because of the respect Henry commands. He never did anything like this in Miami, after all.

But if this keeps up, especially next week against Ben Roethlisberger and the also-undefeated Pittsburgh Steelers, Tannehill is going to find himself seriously in the discussion. Because how many players have truly been more valuable to a franchise than Tannehill since he took over and the Titans took off last season?

"I'm just trying to win games," he said Sunday when asked about the MVP race, just as Brown predicted he would. "Those things will take care of themselves. For me, it's just about going out, performing with my team, leading my team to wins, and playing good football. Like I said, those other things will take care of themselves."

###

RYAN TANNEHILL

NO SECRET, NO FLUKE

BY RYAN TANNEHILL
THE PLAYERS' TRIBUNE
OCTOBER 23, 2020

"Let's go win it."

That's all I said to the guys before we took the field in overtime against the Texans last Sunday. I didn't need to say anything else. The whole second half had been an emotional roller coaster, and honestly, it was draining. But looking around at the guys in the huddle, I could see that everyone knew what we had to do. We had an opportunity to end it, and we had a common belief and confidence in each other that we could march down the field and finish with a win.

And that's what we did.

I've always said that there's nothing that this team can't handle. That game — and this whole season, really — has been a perfect example of that. It's been a year full of adversity. COVID. Quarantine. Limited practice. Zoom meetings. Games rescheduled. If you would have told me after last season that these would be the kinds of challenges we'd face in 2020, I would have said you were crazy.

But here we are.

And through it all, we're 5–0.

None of the wins have come easy. But if this team has proved anything, it's that we thrive in those types of situations. That's one of the things I love about this group. Adversity doesn't faze us. It excites us. We don't make excuses, and we welcome every challenge.

That's especially true for me. I mean, I wouldn't be where I am now if I hadn't faced so much adversity throughout my career. It brought me here. It made me.

Since coming to Tennessee, I've had a lot of people asking me what I've been doing differently. They assume that I made some big adjustment to my game, like there's

no way that the guy who used to play for the Dolphins could possibly be the same quarterback they're seeing now. I must be a different player. So what had I changed?

The truth is: I didn't do anything different. I didn't change anything.

But that doesn't mean that nothing's changed.

Look, I don't care what your job is. Nobody likes to get demoted. And that's what happened when the Dolphins traded me to Tennessee. I had been the starter in Miami my entire career, and after the 2018 season, when they fired the head coach, I knew I was done there. Nobody explicitly told me that, but it didn't take much for me to read between the lines. I didn't know if I would be cut or traded. I just knew I wouldn't be back.

The toughest part was probably that everything was out of my control. I remember looking around the league and thinking that there were a few teams in the market for a starting quarterback, which I still believed I could be.

Then free agency started, and one by one those spots got filled. And I was just kind of sitting there, helplessly, waiting for something to happen.

When I got word that I had been traded to Tennessee, I knew it was to be a backup. And that was a tough pill to swallow. I remember having some difficult and very real conversations with my wife, Lauren. We never talked like I was done with football, but we did consider the possibility that maybe, moving forward, this was my future — being a backup. That would likely mean moving from team to team, changing cities, moving our family every couple of years ... who knows?

That was a real fear. I mean, how many times do you see a starter go to another team as a backup and then work his way back into a starting role?

I don't know the answer.

All I know is, it's rare.

Lauren likes to make fun of me for being eternally optimistic. She says that I live in an alternate reality where life is always good and everything's going to turn out great. And she's right. I'm the kind of person who likes to look on the bright side of things.

That's the mindset I brought with me to Tennessee.

It was a one-year deal. So even though I knew I was going to be the backup, I was still optimistic that an opportunity would come for me to be a starter again the following year — maybe in Tennessee, maybe somewhere else. I didn't know.

I just had faith.

But it didn't take long for me to realize that I was going to like it in Tennessee.

From the first time I walked into the building, I loved the vibe of the place, the tone that had been set. And that starts with Coach Vrabel. He's a straightforward guy. He's going to say what's on his mind. No sugarcoating. He lets his players know exactly what's expected of them. And if you can't get the job done, he'll find someone else who will.

I love that mentality.

And as I got to know my teammates, it became pretty clear that they had bought into Coach's philosophy. I saw that this was a group of men who love the game, love each other and want to win.

I also saw that they loved their quarterback, Marcus Mariota. I grew to love him, too.

And that leads me to probably one of the biggest adjustments I had to make in Tennessee.

Not being the starter.

I remember my first game in a Titans uniform. It was Week 1 last

RYAN TANNEHILL

season, on the road in Cleveland. I was in the locker room before the game, and while I was getting dressed, I saw that the guys around me all had their headphones on, getting into whatever zone they needed to get into to perform on the field.

But not me.

I was just ... getting dressed. I wasn't preparing to start. I wasn't preparing to lead.

I was preparing to stand on the sideline.

And be ready.

Just in case.

That was kind of a low moment for me. As football players, we live to compete on Sundays. When I wasn't being asked to do that anymore, it was humbling. And all I could really do was swallow my pride and do whatever I could to get better so I would be ready when an opportunity presented itself. I didn't have any other choice.

In Week 6, I got that chance. I took over for Marcus against Denver, and a few days later, I was named the starter for Week 7. And I'll be honest ... it was a little awkward at first. I had seen how much these guys loved Marcus, and now he was sliding into that support role that I had played for him the first few weeks. It was the kind of situation that — if you don't have the right guys, the right leadership and the right culture — can tear a team apart.

But I think it actually brought us closer together.

Because I knew how much the guys loved Marcus, I didn't come off the bench guns blazing like I was taking over the team. I just took it game by game. I listened to my receivers and we talked about what we were seeing on the field and what we expected from each other. We grew together as an offense and, over time, I earned their respect.

And through it all, we were able to string together a few wins and earn a playoff berth.

When the playoffs came around, a lot of people asked me about the fact that I had never played in a playoff game before. Was I feeling the pressure? Was I worried about my lack of playoff experience? Was I nervous?

What those people didn't realize was that I had basically been playing the equivalent of playoff games all season.

For my job.

When I took over as the starter in Week 7, nobody told me I would remain the starter. Nobody said it was my job to lose. We just took it week by week. So I went into every game knowing that if I didn't play well, Marcus was right there, ready to go. One bad game and it could all be over for me. One loss and I could be out.

And when you've gotten accustomed to basically playing for your football life every week, the pressure of a playoff game doesn't faze you.

Also, I had Derrick Henry to hand the ball off to, and he was heating up down the stretch in a way that I had never seen before.

Derrick is a special player. He has the size and physicality to get the tough yards between the tackles, but if you get him in the open field he also has the speed to take it to the house. And he's the kind of player who wears defenses down. I mean, if he gets to his fourth or fifth step clean, that's 250 pounds coming downhill at you. You might feel good about tackling that in the first quarter. But in the fourth quarter, when you're tired and beaten down ... he's just getting going. So it's like he gets stronger as the game goes on.

He showed that in the playoffs last season.

He made my job easy.

Obviously, we came up short against Kansas City in the AFC championship game, which was tough because we knew we had put everything we had into it. And while we were proud of what we had accomplished, we also knew we had a lot of work to do, and we couldn't wait to get back to it this season.

We know that some people look at what this team did last year as a fluke. And that's fine. The only thing that matters is what the people inside our building think. Last season was a year of growth. But looking back on it now, I think it prepared us perfectly to handle the adversity and uncertainty we've faced this season.

Especially in these last two games.

I mean, the first three games were tight. We had to grit out some tough wins. But when I think about that Bills game ... we had a crazy couple of weeks going into that one.

First, there was finding out that people within our organization had tested positive for COVID. So obviously, the first thing on our minds was those people and their families, wishing them fast and full recoveries. Then there was the uncertainty around our schedule. One minute we're practicing, the next, we're not. It's Zoom meetings and virtual walk-throughs. One game gets rescheduled, another postponed. Next thing you know we're playing on a Tuesday night.

And I'm not criticizing anyone or anything. We were under a lot of heat, too. This is literally a situation that nobody has ever had to deal with before, and we were the first team to really experience it and have it adversely affect us. And I think we'll all get better at handling these types of situations as we move forward, learning as we go.

But the fact that we were able to go out as a team and shake all that off and get a big win against a really tough Bills team — I think that's a testament to this team and our entire organization. I think we took that

RYAN TANNEHILL

adversity, used it to motivate ourselves, and more than anything, after not knowing if or when we'd be able to play again ... I think we went out there against the Bills and just had fun.

A perfect example is the touchdown run I had at the end of the first half.

Look, we don't have many plays that are designed runs for me. And Art Smith, our OC, doesn't take too kindly to me lobbying for them. But sometimes, when the opportunity to scramble comes up, you just gotta take it. So that's what I did.

It wasn't a very smooth landing on that celebration leap into the end zone, I know. I wish I could have that one back for a do-over.

But that play — and having my teammates embracing me after, and having fans back in the stands and having my wife and kids there — it all kind of came together to exemplify the kind of confidence we're playing with and the fun we're having.

That, and Derrick Henry's stiff-arm.

That was probably one of the meanest stiff-arms I've ever seen. I think when it happened I may have screamed, "Holy crap!"

But that's kind of how this team is. I think we always play with a little chip on our shoulder. But when you take that attitude and that mindset, and you turn us loose to just go out, execute and have fun....

I don't think there's anything this team can't do.

This team, this organization — it's a family. There's no other group of guys I'd rather go to battle with. And I know that whatever adversity comes next, no matter the circumstances, we'll be up for the challenge.

I know we've got a big one this week against Pittsburgh. That's a well-rounded team that rightfully commands a lot of respect. To beat

them, we've got to be at our absolute best.

But that's what we're always striving for. Every day we're just looking to take the next step and reach a level we weren't able to last season. That's what I'm most excited about now: pushing myself and the rest of these guys to do more than what we thought we were capable of.

I guess that's really what changed when I came to Tennessee. I just took the next step in a never-ending growth process. I'm more driven because I've been humbled by my adversity in Miami. I'm a better leader today because of everything I've been through in my career. I'm a better quarterback because of the coaches and players around me. I'm a better husband because Lauren and I grew closer during these crazy couple of years that saw us not only change cities, but also welcome our second child. I'm a better father because now, when I come home from work, I just try to enjoy the madness of life with little kids. My days are filled with football and family, and I absolutely love it.

So there's no one thing that's different. There was no one moment when it all clicked. There's no secret. There's just me, my family, this team and this city, all overcoming adversity and growing together to hopefully accomplish something great.

I think that with this 5-0 start, we're on our way toward that. And whatever adversity comes our way next, I know we'll be ready.

#TITANUP

###

AFTER 16 STARTS WITH TITANS, HOW DOES RYAN TANNEHILL COMPARE WITH NFL'S BEST?

BY TURRON DAVENPORT
ESPN
OCTOBER 29, 2020

NASHVILLE, Tenn. -- If you were to make a list of elite NFL quarterbacks, Tennessee Titans signal-caller Ryan Tannehill might not be included.

Tannehill, 32, started his first game for the Titans in Week 7 last season, taking over for Marcus Mariota. Tannehill's magical 2019 season featured a 70.3 completion percentage and a 9.6-yard average per attempt -- both career highs. He joined San Francisco 49ers quarterback Joe Montana (1989) and Sammy Baugh (1945) of the New York Giants as the only passers in NFL history to complete at least 70% of their passes and average at least nine yards per attempt in a single season, according to ESPN Stats & Information.

Tennessee started last season with a 2-4 record but experienced a resurgence after Tannehill took over, leading the Titans all the way to the AFC Championship Game, where they lost to the eventual Super Bowl champion Chiefs. Despite some speculation the Titans would try to woo Tom Brady, Titans GM Jon Robinson was convinced Tannehill should remain their starting quarterback and signed him to a four-year, \$118 million contract in March.

But entering this season, there were still doubts on whether Tannehill could sustain that level of play beyond a 10-game stretch.

The Titans are 5-1, and Tannehill has now started a full season's worth of games with the Titans. The numbers show Tannehill has arguably earned a place among the top quarterbacks in the league.

Coordinator Arthur Smith's offense has allowed Tannehill to showcase

his playmaking ability a lot more than when he was with the Miami Dolphins.

Where Ryan Tannehill ranks

Where does Tannehill stand versus other quarterbacks over the past 16 regular-season games? (Minimum of 10 games played)

"The things that he's being asked to do in this offense are different than what he was being asked to do in Miami," Pittsburgh Steelers coach Mike Tomlin said before facing Tannehill and the Titans in Week 7.

"The way we run our offense helps everybody. It all works together," Tannehill said. "I am thankful to be a part of this scheme. I love working with Arthur [Smith]. He does a great job preparing us and changing things up, keeping defenses trying to adjust."

Tannehill averaged 12.5 interceptions per season when he was with the Dolphins. He has thrown eight interceptions in 16 starts for Tennessee. In 16 starts for the Titans dating to Week 7 last season, Tannehill ranks among the top five quarterbacks in QBR, completion percentage and touchdowns-to-interceptions ratio. Tannehill's 8.85 yards-per-attempt average over that time span is more than any other quarterback.

ESPN analyst and former NFL quarterback Dan Orlovsky believes Tannehill should be considered among the top five quarterbacks in the league.

"His performance and production are," Orlovsky said. "The four main areas you ask are third downs, red zone, the fourth quarter and either execute the scheme flawlessly or go above. He executes at such a flawless level."

It's safe to say Tannehill is effectively executing the Titans' scheme. Tennessee had averaged 16.3 points per game over the first six games in 2019 before Tannehill became the starter. Since he took over in Week 7 last season, The

Titans have averaged 29.5 points per game.

Some of the credit for that will rightfully be directed to running back Derrick Henry. If we include playoff games when looking at the last 16 games Henry and Tannehill played together, Tannehill has 36 touchdown passes and Henry has 2,005 rushing yards. According to the Elias Sports Bureau, Tannehill and Henry are the only teammates in NFL history with at least 30 touchdown passes and 2,000 rushing yards in a 16-game span.

"MVP, MVP," Henry said of Tannehill. "Let's start the campaign right now. We ain't going to get too high, but MVP, I think he should be that conversation, definitely."

Tannehill has become one of the most efficient quarterbacks, especially in the red zone, where he has thrown 27 touchdown passes in 16 games ranks second only to Russell Wilson's 29. In the last 16 games, Tannehill's red zone completion percentage of 77 is tops among all quarterbacks.

But it goes beyond just the personal numbers. As a team, Tennessee has scored touchdowns on 46 of their 55 trips to the red zone in the last 16 games with Tannehill. Their 83.6 red zone touchdown scoring percentage is easily the best in the NFL over that stretch.

The Titans believe they are never out of a game with Tannehill under center. Since taking over last season, Tannehill has led Tennessee to seven game-winning drives in the fourth quarter, which is the most in the league.

"We always had confidence in him," receiver A.J. Brown said of Tannehill. "He tells us what he wants and he demands what he wants so he can deliver a good ball. MVP stuff. I think he's playing really well right now. Like I said with him, the only thing he cares about is wins. He doesn't care about stats and all that. All he wants to do is win."

KENNY VACCARO

TITANS SAFETY KENNY VACCARO BECAME A FAN FAVORITE IN NASHVILLE

*BY ERIK BACHARACH
THE TENNESSEAN
MARCH 22, 2019*

In the sewers of the Twitterverse, haters and criticizers and doubters run rampant. Anonymity has a way of bringing out the ugliest in people, and Kenny Vaccaro is well aware of it.

But that's precisely why Vaccaro was a bit taken aback these past few months, after the Titans' 2018 season ended and the issue of re-signing the Titans safety was a popular discussion topic among Titans fans. On Twitter, Vaccaro's own supporters-versus-haters ratio was off the charts... in a good way.

"Usually you're going to get at least a couple trolls in there like, 'You suck.' But there wasn't," Vaccaro said on March 14, three days after the team re-signed him to a four-year deal worth \$26 million (with \$11.5 million guaranteed). "Titans fans were great. I couldn't find too many trolls."

So Vaccaro's Twitter feed became a running testament to the phenomenon. He'd retweet all the positive sentiments thrown at him by fans. He also said he was prepared to do the same for any negative jabs taken at him – he just couldn't find any.

"It really wasn't a campaign," Vaccaro said, "like, 'Sign me, sign me, sign me.' I was really like, this is me just retweeting everything I'm getting. There was just no negativity in the tweets."

It was a marvel on a social medium that serves as a home for trolls. But really, it was no wonder Vaccaro emerged as a fan favorite, and no wonder he had throngs of fans clamoring for his re-signing.

There was the crushing hit Vaccaro laid on James White for a loss of three yards on the New England

Patriots' opening play from scrimmage on Nov. 11, a tone-setter of sorts in the Titans' 34-10 pummeling of the Super Bowl champs.

Ty Wurth
@WurthDraft
Sheesh Kenny Vaccaro

There was the time when Giants tight end Rhett Ellison laid an impact block on Vaccaro on Dec. 16, causing the safety to lose his helmet but failing to stop him from helping gang tackle running back Saquon Barkley in the Titans' first shutout in 18 years.

Brian Baldinger

✓
@BaldyNFL
.@titans defense "Siempre" starts with stuffing the run and when @KennyVaccaro4 loses his "bucket" it doesn't deter him from the mission. #BaldysBreakdowns

There were a ton of those types of instances scattered throughout the 2018 season, when Vaccaro's physicality played a key part in a big defensive play. They added up, and by the time 2019 hit, fans wanted No. 24 back.

The feeling was mutual.

"I wanted to be back, I'll say that," Vaccaro said with a smile during his press conference last week. "It was always an easy decision for me."

Vaccaro first was brought to Nashville on a one-year deal in August. After Johnathan Cyprien went down with an ACL tear in training camp, Titans general manager Jon Robinson brought in Vaccaro as a replacement.

A season later, it's easy to call the move a success.

"I appreciate it. I'm thankful for the opportunity," Vaccaro said. "I want to give a shout out to Cyp, too. He text me yesterday. I'm going to get emotional. Him getting hurt ... He's just a good dude."

Vaccaro stumbled through that unprompted shout out to Cyprien. He clearly wanted to say more, but emotions prevented him from doing so until he was asked again about the player he replaced.

"Him kind of welcoming me with opening arms, being the stand-up class act he is, it's tough," Vaccaro said. "Because he kind of knew. The writing was on the wall after the season, but (at) the same time he's just a great dude. I appreciate the way he handled the situation. (With) a lot of people there's going to be jealousy. There's going to be praying for somebody's downfall almost. But I never felt that (from him). I just appreciate him."

Yet another instance of Vaccaro giving Titans fans a reason to have his back.

"I saw the clip where he kind of got a little choked up yesterday and thought that was really cool," Robinson said. "Kind of speaks to his passion for football and the camaraderie in that room. Kenny's a real passionate football player. We were fortunate that he was available last August when Cyp went down. He did a great job coming in and acclimating himself to our football program and earned it."

###

KENNY VACCARO

TITANS SAFETY KENNY VACCARO WANTS TO MAKE IMPACT ON AND OFF THE FIELD

**BY JIM WYATT
TENNESSEE TITANS
AUGUST 28, 2020**

NASHVILLE – On the football field, Titans safety Kenny Vaccaro lets his pads – and helmet – do the talking.

Off the field, he wants to spend his time talking about something more important than a game.

Vaccaro, in his eight NFL season, started off his video conference call with reporters on Friday by saying he doesn't want to talk about football with media this season.

Instead, Vaccaro wants to use his voice to discuss social injustice, systemic oppression, racism and police brutality following the recent events in our country, from the recent shooting of Jacob Blake by police in Kenosha, Wisconsin to George Floyd's murder by a Minneapolis policeman back in May.

"With all due respect, I'm really not going to talk football when I come into these meetings in light of recent events that have been happening around the country. I just think for me and my platform, my duty is to speak on the things that are happening and that's just my stance. I'm just not going to talk football this year," Vaccaro said.

"I just think football is not the most important thing right now – it is family, it is your brothers in the locker room, it is the systematic oppression, the racial injustices going on. It is bigger than ball."

Kenny Vaccaro: The Next Step is Taking Action

On Thursday, the Titans canceled practice and the team spent the day discussing matters as a team. Vaccaro said he wants to join others on the team in making a positive

change in the Nashville community, and across the country.

In emotional pleas on Thursday, Titans safety Kevin Byard and quarterback Ryan Tannehill stood with their teammates to address the subjects of social injustice, racism and police brutality, while vowing to stand together as a team.

"For me, the next step is taking action, getting in the communities and being a shining light, an example," Vaccaro said. "The leaders of the team got together, and we talked about different things we can do, maybe on our off days to show action, to show that we really want change and we are not just talking about it.

"Canceling a practice, we didn't do that because we didn't want to ball out. We did that because we felt it was right to talk about all the different emotions everybody was going through as a team, make sure that we respected everybody and let everybody know that we are a family, and our football team needs to be a shining light to the outside world, and how it needs to be done, how people need to be treated.

Titans Players Stand in Unity on Social Injustice Issues

"I don't think sitting out a practice is going to stop police from killing Black men," Vaccaro continued. "I think sitting out of practice allowed us to get together and talk about a plan with our team and put that plan to action and not just skip practice and go home and just miss a day because of things that happened. We spent hours upon hours talking about different ideas and things we can do."

Titans head coach Mike Vrabel on Thursday mentioned the team's plan to "Zoom With a Titan," a way the organization can teach children. Vrabel said he wants to recreate the atmosphere in schools so it's like it is in the building at Saint Thomas Sports Park, one that consists of love, hard work, compassion, equality and accountability.

Vaccaro said he's looking forward to that endeavor, and he's also looking forward to finding other ways the team can make a difference outside of football.

Vaccaro, the father of two young sons, said it's important to influence the youth to make it a better place. Vaccaro said he teared up in a team meeting on Thursday when discussing difficult topics as it relates to social injustices, and his kids.

###

**TITANS TOP PICK: 'I AM
GEORGE FLOYD'**

BY DAVID BOCLAIR
SI.COM
JUNE 2, 2020

At 6-foot-7, 340 pounds, Isaiah Wilson is someone who stands out in a crowd.

In a thoughtful and poignant social media post Sunday, however, the 21-year-old Tennessee Titans first-round draft pick, expressed the feeling that he is as anonymous as another African American when viewed through the lens of racism.

Wilson joined many other professional athletes in the U.S. and across the world with a public reaction to the death of George Floyd last week in Minneapolis and the protests – peaceful and violent – that have taken place across the country in recent days. Floyd died while in police custody, and videos recorded by bystanders showed one of the arresting officers knelt on the back of his neck for nine minutes while Floyd complained of difficulty breathing.

“My heart hurts because I am George Floyd,” Wilson wrote. “When I take off the uniform and I’m no longer on the field I am George Floyd. My family is George Floyd. My friends are George Floyd. If you don’t understand the sentiment practice empathy and think about if your family/friends didn’t survive a police encounter for drinking a beer too young. (I’m) not political. (I’m) for humans. A balanced equilibrium where we are all the same. Please be safe during this trying time.”

Isaiah “Panda” Wilson



@_LayZay_

[View image on Twitter](#)

Wilson was raised in Brooklyn, N.Y. and spent the past three years at the University of Georgia. The Titans selected him with the 29th

pick in the 2020 NFL Draft with the idea that he will be their starting right tackle for years, possibly as soon as this fall.

“I want to become most polished player that I possibly can,” he said on draft day. “I think I have a lot of physical gifts and I’ve put a lot of things on tape, and if I refine those things and polish those things, I can be a great player for this organization. That’s my goal.”

Based on his latest comments, he has a chance to be a team spokesman as well.

###

BATTLING IS IN LOGAN WOODSIDE'S BLOOD; THE TITANS BACKUP QB WON'T GO AWAY

**BY KYLE TUCKER
THE ATHLETIC
AUGUST 27, 2020**

NASHVILLE — Pat O'Hara laughed like a guy who has had both a nagging dermatological irritation and worked with Logan Woodside for parts of the last three seasons. The Tennessee Titans' quarterbacks coach let out a cackle that suggested the analogy was spot-on when he heard how Woodside's high school coach described the 25-year-old QB.

"He's like a bad rash," said Chris Tracy, who coached Woodside at Franklin County (Ky.) High. "He just won't go away."

Both Tracy and O'Hara mean that as a genuine compliment about a guy without a single regular-season NFL snap to his credit who is still somehow heading into his third consecutive September with the Titans. It's always kind of been this way with Woodside and football. At every level, he's been the second (or third) choice initially, the guy who was supposed to just give it up, but refused to accept that.

"It's made him really mentally tough, which is a trait you have to have when you play quarterback in the NFL," O'Hara said. "There's a lot of different things that come at you and it's a critical position that is criticized. He's really battled and earned everything he's gotten over the years, and all of those things make him who he is now, which is a tough, competitive guy who works extremely hard and now he's put himself in position to compete to be our backup."

Woodside's bio doesn't really read like that of an underdog. He threw for 5,511 yards, ran for 845 yards and totaled 86 touchdowns in two seasons at Franklin County. He was Mid-American Conference Offensive Player of the Year in

2017, became Toledo's career record-holder for passing yards (10,514), touchdowns (93) and quarterback efficiency rating. He was an NFL Draft pick in 2018, starting AAF quarterback in 2019 and the Titans' clear No. 2 QB entering camp this summer.

But look closer. His first high school coach moved him to running back, so he transferred into Tracy's program — and still had to fight off a returning senior starter to win his first quarterback competition. After struggling to get Power 5 schools to notice the 6-foot-1 QB, he was finally in line to be the man at Toledo before Phillip Ely transferred in from mighty Alabama and beat him out in preseason — twice. The euphoria of being selected in the seventh round by the Cincinnati Bengals, a franchise 80 miles from where he grew up in Frankfort, Ky., vanished when he was arrested for DUI, struggled on the field and was cut in the preseason.

He wasn't even the first quarterback the San Antonio Commanders selected in the AAF draft. Or the second. He was the third choice at his position for a start-up minor league franchise. But it could've been worse. For about a month between the Bengals and Commanders gigs, he worked at an L.A. Fitness in Cincinnati, allegedly selling memberships but mostly trying not to be recognized by anyone and "figuring out how to get myself back playing football somewhere, anywhere," Woodside said. "I realized that working a regular job was not something I wanted to do for the rest of my life. I was about as miserable as you could be. I had such an unbelievable opportunity, and I didn't take full advantage of it. That's something I look back on now as a big mistake, but one that I've really learned and grown from."

For once in his football-playing life, Woodside had allowed himself to believe he'd arrived once he got drafted. Tracy said his former pupil was back home that summer bragging about which flashy car and

other extravagant things he planned to buy with his NFL riches. For just a moment, he let go of the scratch-and-claw mentality that had gotten him there, and it almost cost him a shot at professional football.

"I prayed for him quite a bit during that time — and I told him that," Tracy said. "You're a 21-year-old kid and people are telling you how good you are and you just got drafted and you're dreaming about all the ways you're going to spend all that money. And I can't tell him, 'No, you're not. That's not how it's going to work.' Because I'm just another dumb old guy if I say that. But he wasn't focused. He was worried about the other stuff too much. It makes you realize, because Logan has a great family and great network of support, how hard it must be for kids who don't have that behind them when people start throwing money at them and telling them how great they are. I saw Logan after the Bengals cut him and told him my prayer for him: That he get his mind right so his ability can take over and he can show everybody what he can do."

The AAF afforded a refocused Woodside exactly that opportunity. He beat out the other two QBs, including former North Carolina star Marquise Williams, and completed 58 percent of his passes for 1,385 yards, with 10 touchdowns/2-point conversions and eight interceptions in eight games before the league folded. He approached that season like an extended NFL preseason, a chance to put something on film and prove he can run an offense against other pros if asked. He got a chance to back that up in actual NFL games last fall, when the Titans, who'd signed him to their practice squad briefly in 2018, brought him to camp.

Woodside rose to the occasion again, completing 60.5 percent of his passes for 539 yards, four touchdowns and no picks in four exhibitions. With both Ryan Tannehill and Marcus Mariota on the roster, though, he was relegated to the practice squad. There, after

LOGAN WOODSIDE

suffering a season-ending injury, is actually where Woodside impressed his coaches and teammates most. He stuck around the facility, stayed in meetings, refused to disconnect from the offense and tried to learn all he could while rehabilitating his throwing arm. Offensive coordinator Arthur Smith noted that Woodside is “consumed by” preparation.

“He’s very inquisitive. Last year, he asked a lot of great questions and I feel like he grew a lot, even though he wasn’t out there practicing with us,” said Tannehill, a freshly minted \$100 million man, fresh off an AFC title game appearance and secure in his starting job. “I felt like he really got a lot out of last year and so far he’s carrying that into 2020. He loves the game, he loves preparing, he loves everything about it. I love playing with guys like that, who enjoy the grind, the daily grind, the preparation, the hard work.”

That’s all the stuff that saw Woodside enter camp this year as the obvious favorite to be Tannehill’s backup. He and rookie seventh-round pick Cole McDonald were the only other quarterbacks on the roster after Mariota moved on to the Raiders. And while Woodside didn’t necessarily look sharp in early practices, he looked easily sharper than the new guy. But then Tennessee sent the new guy packing last week and brought in veteran Trevor Siemian, who owns 25 career starts and ran a similar offense to the Titans’ while in Denver. Just like that, making his first 53-man roster became a much taller order for Woodside.

He did not blink, of course, because this is exactly how it’s always been.

“We’ve challenged him in a lot of ways and he’s always responded well,” O’Hara said. “It doesn’t faze Logan. That’s not his makeup. I’m not concerned about when you bring another guy in how he’s going to react. I don’t think it affected him at all.”

In fact, Woodside has been the sharper of the two in their first week

of competition. Siemian is still acclimating to his new team, to be fair, but Woodside’s throws have been more accurate and more on time — especially on Monday when most of the veterans got a day off from practice and coaches took a long look at their second and third strings. Siemian threw one ugly interception and should’ve had another, while Woodside slung several strikes and had no catastrophic errors. He looks like a guy who has complete grasp of the offense now and can command the huddle.

“Doesn’t surprise me one bit,” Toledo coach Jason Candle said. “The competitive spirit of that young man has always been at the forefront, very obvious to anyone who has ever interacted with him. We had to tell that guy twice here that he wouldn’t be the starting quarterback. A lot of people would bail on you in that situation, transfer and leave. We told him there were still a couple things he needed to work on to achieve the career he wanted, and he could’ve pouted about that, but instead he took the coaching and made use of his time to steadily improve. By the time he left, he might’ve been the best ever to play here.”

Woodside first lost his job to Ely, the former Crimson Tide QB, before the 2014 season. When Ely tore his ACL in Week 2, Woodside stepped right in and led the Rockets to eight wins as a sophomore. The next summer, though, he lost the job again to Ely and decided to take a redshirt season. During that year “off,” he did something that stuck with his coach.

“If the starter gets hurt, you have to play because you give us the best chance to play. But if he doesn’t, you’re redshirting. So it’s a tough spot. You really need to know the offense, so you really need to be working with the first- and second-team offense in practice,” Candle said. “But he wanted to go compete and work with the scout team so that he could get our defense better for games. He thought that was how he could help us the most. We agreed

to let him do that if he agreed to come in on his own time and prepare for the game plan to run our offense if we needed him. So really, he might’ve done more work than anyone on our team that year. He found a way to lead us even when he wasn’t in the main spotlight.”

And now here he is again, the guy who just won’t go away. Another new challenger to this dream that absolutely has an expiration date.

He figures he was down to his last chance before shining in the 2019 preseason. Titans coach Mike Vrabel said “these guys all know you’re only going to get so many shots in this league and you’ve got to take advantage of it before it passes you up.” Woodside realizes that even a bad rash eventually disappears. Until then, he hopes to just keep scratching where Tennessee itches.

“I never wanted anything to be easy for me, and it definitely hasn’t been,” Woodside said. “I think I’ve gained their trust, that I’m somebody who can come in the building every day on time and ready to work, just buying into what they’ve set (as the culture) for this franchise, and when called upon, go out and execute. One thing I’ve learned in this league is if you’re not coming in each and every day ready, then you’re going to be gone.”

It says everything you need to know about Woodside, then, that he’s still here.

###



ABRIDGED HISTORY

Updated through January 4, 2021

*The non-abridged history is available
in the 2020 Titans Media Guide*

2017 SEASON (9-7 REGULAR SEASON, 1-1 PLAYOFFS) • 2ND PLACE AFC SOUTH

DATE	OPPONENT	SCORE	W/L	ATT
Sep. 10	OAKLAND	16-26	L	69,089
Sep. 17	at Jacksonville	37-16	W	61,709
Sep. 24	SEATTLE	33-27	W	69,127
Oct. 1	at Houston	14-57	L	71,804
Oct. 8	at Miami	10-16	L	65,135
Oct. 16	INDIANAPOLIS	36-22	W	63,888
Oct. 22	at Cleveland	12-9*	W	59,061
Nov. 5	BALTIMORE	23-20	W	67,322
Nov. 12	CINCINNATI	24-20	W	67,432
Nov. 16	at Pittsburgh	17-40	L	60,703
Nov. 26	at Indianapolis	20-16	W	62,207
Dec. 3	HOUSTON	24-13	W	62,758
Dec. 10	at Arizona	7-12	L	64,153
Dec. 17	at San Francisco	23-25	L	70,133
Dec. 24	L.A. RAMS	23-27	L	60,097
Dec. 31	JACKSONVILLE	15-10	W	65,501
Jan. 6	at Kansas City	22-21	W	73,319
Jan. 13	at New England	14-35	L	65,878

* Overtime

	TITANS	OPP
Total First Downs	290	323
Rushing	97	68
Passing	157	231
Penalty	36	24
3rd Down: Made/Att	71/202	78/214
3rd Down Pct.	35.1	36.4
4th Down: Made/Att	5/10	10/16
4th Down Pct.	50.0	62.5
Possession Avg.	29:51	30:09
Total Net Yards	5024	5248
Avg. Per Game	314.0	328.0
Total Plays	974	1046
Avg. Per Play	5.2	5.0
Net Yards Rushing	1833	1420
Avg. Per Game	114.6	88.8
Total Rushes	443	398
Net Yards Passing	3191	3828
Avg. Per Game	199.4	239.3
Sacked/Yards Lost	35/203	43/272
Gross Yards	3394	4100
Att./Completions	496/306	605/369
Completion Pct.	61.7	61.0
Had Intercepted	17	12
Punts/Average	75/49.7	75/48.2
Net Punting Avg.	75/44.6	75/42.8
Penalties/Yards	85/785	119/942
Fumbles/Ball Lost	10/8	23/9
Touchdowns	33	36
Rushing	18	5
Passing	14	27
Returns	1	4

BY PERIODS	1	2	3	4	OT	PTS
Team	52	103	91	85	3	334
Opponents	71	98	49	138	0	356

SCORING	TD	RU	PA	RT	PAT	FG	S	TP
Succop	0	0	0	0	31/33	35/42	0	136
Murray	7	6	1	0			0	42
Henry	6	5	1	0			0	36
Mariota	5	5	0	0			0	30
Matthews	4	0	4	0			0	24
Walker	4	1	3	0			0	24
J. Smith	2	0	2	0			0	12
Decker	1	0	1	0			0	6
Fowler	1	1	0	0			0	6
Supernaw	1	0	1	0			0	6
Taylor	1	0	1	0			0	6
Woodyard	1	0	0	1			0	6
Team	33	18	14	1	31/33	35/42	0	334
Opponents	36	5	27	4	29/34	37/41	0	356

2-Pt Conversions: **TM 0-0, OPP 0-2**

FUM/Lost: Cassel 2/2, Walker 2/2, Mariota 2/1, Davis 1/1, Jackson 1/1, Murray 1/1, Henry 1/0

RUSHING	No	Yds	Avg	Lg	TD
Henry	176	744	4.2	75t	5
Murray	184	659	3.6	75t	6
Mariota	60	312	5.2	34t	5
Jackson	5	55	11.0	20	0
Taylor	8	43	5.4	17	0

PASSING	Att	Cmp	Pct	Yards	Yds/Att	TD	Int	Lg	Sk/Yds	Rating
Mariota	453	281	62.0	3232	7.13	13	15	75t	27/173	79.3
Cassel	42	25	59.5	162	3.86	1	2	17	8/30	55.9
Decker	1	0	0.0	0	0.00	0	0	---	0/0	39.6
Team	496	306	61.7	3394	6.84	14	17	75t	35/203	77.1
Opponents	605	369	61.0	4100	6.78	27	12	80t	43/272	87.8

Fluellen	4	21	5.3	10	0
Fowler	2	4	2.0	3t	1
Weems	1	0	0.0	0	0
Walker	2	-2	-1.0	1t	1
Matthews	1	-3	-3.0	-3	0
Team	443	1833	4.1	75t	18
Opponents	398	1420	3.6	34	5

RECEIVING	No	Yds	Avg	Lg	TD
Walker	74	807	10.9	42	3
Decker	54	563	10.4	29	1
Matthews	53	795	15.0	75t	4
Murray	39	266	6.8	18	1
Davis	34	375	11.0	37	0
J. Smith	18	157	8.7	32t	2
Taylor	16	231	14.4	53t	1
Henry	11	136	12.4	66t	1
Supernaw	4	39	9.8	20	1
Stockert	1	12	12.0	12	0
Douglas	1	8	8.0	8	0
Weems	1	5	5.0	5	0
Team	306	3394	11.1	75t	14
Opponents	369	4100	11.1	80t	27

INTERCEPTIONS	No	Yds	Avg	Lg	TD
Byard	8	130	16.3	33	0
T. Smith	1	14	14.0	14	0
Searcy	1	8	8.0	8	0
Riley	1	2	2.0	2	0
Sims	1	0	0.0	0	0
Team	12	154	12.8	33	0
Opponents	17	262	15.4	41	2

PUNTING	No	Yds	Avg	Net	TB	In	Lg	B
Kern	75	3728	49.7	44.6	5	28	74	0
Team	75	3728	49.7	44.6	5	28	74	0
Opponents	75	3617	48.2	42.8	5	21	64	0

PUNT RETURNS	No	FC	Yds	Avg	Lg	TD
Jackson	34	9	290	8.5	46	0
Weems	2	0	15	7.5	13	0
Team	36	9	305	8.5	46	0
Opponents	41	9	286	7.0	23	0

KICKOFF RETURNS	No	Yds	Avg	Lg	TD
Jackson	25	578	23.1	57	0
Weems	2	18	9.0	18	0
Decker	1	22	22.0	22	0
Team	28	618	22.1	57	0
Opponents	32	750	23.4	60	0

FIELD GOALS	1-19	20-29	30-39	40-49	50+
Succop	0/0	10/10	7/7	16/20	2/5
Team	0/0	10/10	7/7	16/20	2/5
Opponents	0/0	9/10	7/8	14/16	7/7

TEAM/Succop: (23G,26G,52G,52N) (40G,41G,26G) (24G,37G,47G,35G) () (45G)(48G,32G,40G,48G,23G) (43G,23G,46G,53N,47G) (48G) (48N,44G) (48B,44G)(29G,45G) (40N,43G) (58N) (40G,31G,50G) (25G,37G,45N,27G) (25G,39G,38G)
OPP: (20G,52G,52G,43G) (43G) () (50G,40G,33G) (41G) (36G,25G,52G)(31G,47G,54G) (30G,49G) () (41G,28G,50G,26G) (26G,28G,42G)(23G,48N,27N,42G) (47G,23G,40N,32G,35G) (38G,48G,28G,50G,48G,45G) (36N) (41G)

SACKS
 Morgan 7.5, Orakpo 7, Casey 6, Woodyard 5, Walden 4, D. Jones 3.5, Williamson 3, Brown 1.5, Klug 1.5, Cyprien 1, A. Johnson 1, King 1, (group) 1,
Titans 43, Opponents 35

TACKLES (Solo-Assists-Total)
 Woodyard (104-68-172), Williamson (70-55-125), Byard (64-23-87), Ryan (54-19-73), Casey (60-12-72), Jackson (58-9-67), Brown (42-25-67), Cyprien (46-19-65), Orakpo (39-21-60), Walden (29-15-44), Morgan (23-17-40), Jones (24-12-36), Sims (28-5-33), Johnson (20-12-32), Searcy (22-5-27), Williams (16-10-26), Klug (15-11-26), Riley (8-5-13), Smith (10-1-11), Dodd (7-4-11), McCain (7-4-11), King (3-1-4), Palmer (1-2-3)
Team Totals: 750-355-1,105

USUAL STARTING LINEUP

OFFENSE
WR Rishard Matthews (18)
TE Delanie Walker (82)
LT Taylor Lewan (77)
LG Quinton Spain (67)
C Ben Jones (60)
RG Josh Kline (64)
RT Jack Conklin (78)
TE Jonnu Smith (81)
WR Corey Davis (84)/Eric Decker (87)
QB Marcus Mariota (8)
RB DeMarco Murray (29)
DEFENSE
DE DaQuan Jones (90)
NT Sylvester Williams (96)
DT Jurrell Casey (99)
OLB Derrick Morgan (91)
ILB Wesley Woodyard (59)
ILB Avery Williamson (54)
OLB Brian Orakpo (98)
CB Logan Ryan (26)
SS Johnathan Cyprien (37)/Da'Norris Searcy (21)
FS Kevin Byard (31)
CB Adoree' Jackson (25)

SPECIALISTS

K Ryan Succop (4)
P Brett Kern (6)
KR/PR Adoree' Jackson (25)
ST Brynden Trawick (41)

Pro Bowl [All-Pro](#)

GM: Jon Robinson; **Head Coach:** Mike Mularkey
Asst. Coaches: Dick LeBeau (asst. HC/def. coord.), Terry Robiskie (off. coord.), Craig Aukerman (asst. ST), Brandon Blaney (def. asst.), Sylvester Croom (RB), Nick Eason (DL), Russ Grimm (OL), Steve Hoffman (ST), Frisman Jackson (WR), Steve Jackson (asst. secondary), Tom Kanavy (asst. strength and cond.), Jason Michael (QB), Taylor Porter (strength and cond. asst.), Arthur Smith (TE), Lou Spanos (LB), Luke Stechel (asst. WR), Mike Sullivan (asst. OL), Deshaun Townsend (secondary), Steve Watterson (asst. HC/strength and cond.), Keith Willis (asst. DL)

AMERICAN FOOTBALL CONFERENCE STANDINGS

AFC EAST	W	L	T	Pct
New England	13	3	0	.813
* Buffalo	9	7	0	.563
Miami	6	10	0	.375
New York Jets	5	11	0	.313
AFC NORTH	W	L	T	Pct
Pittsburgh	13	3	0	.813
Baltimore	9	7	0	.563
Cincinnati	7	9	0	.438
Cleveland	0	16	0	.000
AFC SOUTH	W	L	T	Pct
Jacksonville	10	6	0	.625
* Tennessee	9	7	0	.563
Indianapolis	4	12	0	.250
Houston	4	12	0	.250
AFC WEST	W	L	T	Pct
Kansas City	10	6	0	.625
Los Angeles Chargers	9	7	0	.563
Oakland	6	10	0	.375
Denver	5	11	0	.313

NATIONAL FOOTBALL CONFERENCE STANDINGS

NFC EAST	W	L	T	Pct
Philadelphia	13	3	0	.813
Dallas	9	7	0	.563
Washington	7	9	0	.438
New York Giants	3	13	0	.188
NFC NORTH	W	L	T	Pct
Minnesota	13	3	0	.813
Detroit	9	7	0	.563
Green Bay	7	9	0	.438
Chicago	5	11	0	.313
NFC SOUTH	W	L	T	Pct
New Orleans	11	5	0	.688
* Carolina	11	5	0	.688
* Atlanta	10	6	0	.625
Tampa Bay	5	11	0	.313
NFC WEST	W	L	T	Pct
Los Angeles Rams	11	5	0	.688
Seattle	9	7	0	.563
Arizona	8	8	0	.500
San Francisco	6	10	0	.375

* Wild Card for Playoffs

2016 SEASON (9-7 REGULAR SEASON, 0-0 PLAYOFFS) • 2ND PLACE AFC SOUTH

DATE	OPPONENT	SCORE	W/L	ATT
Sep. 11	MINNESOTA	16-25	L	63,816
Sep. 18	at Detroit	16-15	W	58,466
Sep. 25	OAKLAND	10-17	L	62,370
Oct. 2	at Houston	20-27	L	71,815
Oct. 9	at Miami	30-17	W	64,425
Oct. 16	CLEVELAND	28-26	W	60,897
Oct. 23	INDIANAPOLIS	26-34	L	65,470
Oct. 27	JACKSONVILLE	36-22	W	61,619
Nov. 6	at San Diego	35-43	L	52,281
Nov. 13	GREEN BAY	47-25	W	69,116
Nov. 20	at Indianapolis	17-24	L	65,048
Nov. 27	at Chicago	27-21	W	59,494
Dec. 11	DENVER	13-10	W	68,780
Dec. 18	at Kansas City	19-17	W	68,084
Dec. 24	at Jacksonville	17-38	L	59,621
Jan. 1	HOUSTON	24-17	W	65,205

	TITANS	OPP
Total First Downs	322	324
Rushing	115	70
Passing	175	227
Penalty	32	27
3rd Down: Made/Att	100/217	77/210
3rd Down Pct.	46.1	36.7
4th Down: Made/Att	4/11	12/22
4th Down Pct.	36.4	54.5
Possession Avg.	30:32	29:28
Total Net Yards	5728	5720
Avg. Per Game	358.0	357.5
Total Plays	1008	1031
Avg. Per Play	5.7	5.5
Net Yards Rushing	2187	1413
Avg. Per Game	136.7	88.3
Total Rushes	476	356
Net Yards Passing	3541	4307
Avg. Per Game	221.3	269.2
Sacked/Yards Lost	28/179	40/278
Gross Yards	3720	4585
Att./Completions	504/307	635/388
Completion Pct.	60.9	61.1
Had Intercepted	11	12
Punts/Average	77/44.2	72/46.7
Net Punting Avg.	77/38.6	72/40.9
Penalties/Yards	110/1012	137/1191
Fumbles/Ball Lost	17/7	12/6
Touchdowns	46	43
Rushing	16	10
Passing	29	25
Returns	1	8

BY PERIODS	1	2	3	4	OT	PTS
Team	77	149	59	96	0	381
Opponents	97	95	75	111	0	378

SCORING	TD	RU	PA	RT	PAT	FG	S	TP
Succop	0	0	0	0	39/41	22/24	0	105
Murray	12	9	3	0	0	0	0	72
Matthews	9	0	9	0	0	0	0	54
Walker	7	0	7	0	0	0	0	42
Henry	5	5	0	0	0	0	0	30
Wright	3	0	3	0	0	0	0	18
Fasano	2	0	2	0	0	0	0	12
An. Johnson	2	0	2	0	0	0	0	12
Mariota	2	2	0	0	0	0	0	12
Sharpe	2	0	2	0	0	0	0	12
D. Jones	1	0	0	1	0	0	0	6
Lewan	1	0	1	0	0	0	0	6
Team	46	16	29	1	39/41	22/24	0	381
Opponents	43	10	25	8	35/40	27/32	1	378

2-Pt Conversions: **TM 0-5, OPP 1-3**

FUM/Lost: Mariota 9/5, Murray 3/1, Mariani 2/0, Cassel 1/0, Matthews 1/1, Walker 1/0

RUSHING	No	Yds	Avg	Lg	TD
Murray	293	1287	4.4	75t	9
Henry	110	490	4.5	22	5
Mariota	60	349	5.8	41	2
Andrews	2	15	7.5	9	0
Mariani	1	15	15.0	15	0
Wright	1	15	15.0	15	0
Walker	2	11	5.5	8	0
Cassel	4	3	0.8	3	0
Fowler	1	3	3.0	3	0
Sharpe	1	1	1.0	1	0
Blake	1	-2	-2.0	-2	0
Team	476	2187	4.6	75t	16
Opponents	356	1413	4.0	68t	10

PASSING	Att	Cmp	Pct	Yards	Yds/Att	TD	Int	Lg	Sk/Yds	Rating
Mariota	451	276	3426	61.2	7.60	26	9	60	23/156	95.6
Cassel	51	30	284	58.8	5.57	2	2	50	5/23	71.0
Murray	2	1	10	50.0	5.00	1	0	10t	0/0	104.2
Team	504	307	3720	60.9	7.38	29	11	60	28/179	93.7
Opponents	635	388	4585	61.1	7.22	25	12	58	40/278	88.3

RECEIVING	No	Yds	Avg	Lg	TD
Matthews	65	945	14.5	60	9
Walker	65	800	12.3	47	7
Murray	53	377	7.1	35	3
Sharpe	41	522	12.7	34t	2
Wright	29	416	14.3	48t	3
Douglas	15	210	14.0	35	0
Henry	13	137	10.5	29	0
An. Johnson	9	85	9.4	20	2
Fasano	8	83	10.4	17	2
Supernaw	4	62	15.5	30	0
Amaro	3	59	19.7	26	0
Fowler	1	14	14.0	14	0
Lewan	1	10	10.0	10t	1
Team	307	3720	12.1	60	29
Opponents	388	4585	11.8	58	25

INTERCEPTIONS	No	Yds	Avg	Lg	TD
Cox	3	3	1.0	3	0
McCain	2	33	16.5	33	0
McCourty	2	7	3.5	6	0
Woodyard	1	21	21.0	21	0
Stafford	1	4	4.0	4	0
Searcy	1	0	0.0	0	0
Sims	1	0	0.0	0	0
Williamson	1	0	0.0	0	0
Team	12	68	5.7	33	0
Opponents	11	203	18.5	77t	3

PUNTING	No	Yds	Avg	Net	TB	In	Lg	B
Kern	77	3402	44.2	38.6	4	32	71	0
Team	77	3402	44.2	38.6	4	32	71	0
Opponents	72	3360	46.7	40.9	9	22	72	0

PUNT RETURNS	No	FC	Yds	Avg	Lg	TD
Mariani	29	22	235	8.1	18	0
Blake	1	0	1	1.0	1	0
Team	30	22	236	7.9	18	0
Opponents	36	27	347	9.6	74t	2

KICKOFF RETURNS	No	Yds	Avg	Lg	TD
Mariani	26	560	21.5	37	0
Andrews	4	37	9.3	17	0
Wright	3	32	10.7	15	0
Team	33	629	19.1	37	0
Opponents	21	462	22.0	61	0

FIELD GOALS	1-19	20-29	30-39	40-49	50+
Succop	1/1	4/4	6/6	8/8	3/5
Team	1/1	4/4	6/6	8/8	3/5
Opponents	0/0	7/7	9/10	6/9	5/6

TEAM/Succop: (28G) (51N,46G) (34G) (48G,26G) (40G) (58N) (48G,44G) (32G,22G,33G) () (51G,23G) (47G) (19G,31G) (53G,41G) (39G,53G) (42G) (35G)
OPP: (37N,56N,50G,33G,45G,30G) (42G,27G) (52G) (53G,48N,45G) (24G) (45G,37G) (28G,33G) () (32G,23G, 36G) (29G,38G) (42N,49G) () (34G) (34G) (29G,48G,56G,50G) (45N,26G)

SACKS
 Orakpo 10.5, Morgan 9, Casey 5, Spence 3, Williamson 2, Woodyard 2, D. Jones 1.5, Klug 1.5, Byard 1, Dodd 1, Stafford 1, Wallace 1, (team) 1, Au. Johnson 0.5
Titans 40, Opponents 28

TACKLES (Solo-Assists-Total)
 Williamson (76-73-149), Woodyard (52-36-88), Spence (41-36-77), McCourty (56-8-64), Byard (42-21-63), Stafford (42-16-58), Orakpo (40-15-55), Searcy (39-12-51), Casey (38-13-51), Morgan (29-21-50), R. Johnson (33-15-48), McCain (37-7-44), Blake (32-5-37), Cox (33-3-36), Jones (18-11-29), Klug (14-11-25), Sims (17-1-18), Woods (11-6-17), Bass (8-8-16), Au. Johnson (13-2-15), Wallace (9-6-15), Blackson (7-7-14), Dodd (6-3-9), Palmer (2-0-2), An. Woods (2-0-2), Abdesmad (1-0-1), Reed (1-0-1), Team (1-0-1)
Team Totals: 700-336-1,036

USUAL STARTING LINEUP

OFFENSE

- WR **Rishard Matthews (18)**
- TE Delanie Walker (82)**
- LT **Taylor Lewan (77)**
- LG **Quinton Spain (67)**
- C **Ben Jones (60)**
- RG **Josh Kline (64)**
- RT **Jack Conklin (78)**
- TE **Anthony Fasano (80)**
- WR **Tajae Sharpe (19)**
- QB **Marcus Mariota (8)**
- RB DeMarco Murray (29)**

DEFENSE

- DE **DaQuan Jones (90)**
- NT **Al Woods (96)**
- DT Jurrell Casey (99)**
- OLB **Derrick Morgan (91)/David Bass (51)**
- ILB **Wesley Woodyard (59)/Sean Spence (55)**
- ILB **Avery Williamson (54)**
- OLB Brian Orakpo (98)**
- CB **Jason McCourty (30)**
- SS **Da'Norris Searcy (21)**
- FS **Rashad Johnson (25)/Kevin Byard (31)/Daimion Stafford (24)**
- CB **Brice McCain (23)/Perrish Cox (20)**

SPECIALISTS

- K **Ryan Succop (4)**
- P **Brett Kern (6)**
- KR/PR **Marc Mariani (87)**

Pro Bowl [All-Pro](#)

GM: Jon Robinson; **Head Coach:** Mike Mularkey
Asst. Coaches: Dick LeBeau (asst. HC/def. coord.), Terry Robiskie (off. coord.), Bobby April (ST coord.), Brandon Blaney (def. asst.), Bob Bratkowski (WR), Sylvester Croom (RB), Nick Eason (DL), Russ Grimm (OL), Steve Hoffman (ST asst.), Steve Jackson (asst. secondary), Steve Michael (QB), Arthur Smith (TE), Lou Spanos (LB), Luke Stechel (off. asst.), Mike Sullivan (asst. OL), Deshea Townsend (secondary), Jason Tucker (asst. WR), Steve Watterson (asst. HC/strength and cond.), Keith Willis (asst. DL)
 * April - special teams coordinator first four games; Hoffman - special teams assistant first four games, special teams coordinator final 12 games

AMERICAN FOOTBALL CONFERENCE STANDINGS

AFC EAST	W	L	T	Pct
New England	14	2	0	.875
* Miami	10	6	0	.625
Buffalo	7	9	0	.438
New York Jets	5	11	0	.313
AFC NORTH	W	L	T	Pct
Pittsburgh	11	5	0	.688
Baltimore	8	8	0	.500
Cincinnati	6	9	1	.406
Cleveland	1	15	0	.063
AFC SOUTH	W	L	T	Pct
Houston	9	7	0	.563
Tennessee	9	7	0	.563
Indianapolis	8	8	0	.500
Jacksonville	3	13	0	.188
AFC WEST	W	L	T	Pct
Kansas City	12	4	0	.750
* Oakland	12	4	0	.750
Denver	9	7	0	.563
San Diego	5	11	0	.313

NATIONAL FOOTBALL CONFERENCE STANDINGS

NFC EAST	W	L	T	Pct
Dallas	13	3	0	.813
* New York Giants	11	5	0	.688
Washington	8	7	1	.531
Philadelphia	7	9	0	.438
NFC NORTH	W	L	T	Pct
Green Bay	10	6	0	.625
* Detroit	9	7	0	.563
Minnesota	8	8	0	.500
Chicago	3	13	0	.188
NFC SOUTH	W	L	T	Pct
Atlanta	11	5	0	.688
Tampa Bay	9	7	0	.563
New Orleans	7	9	0	.438
Carolina	6	10	0	.375
NFC WEST	W	L	T	Pct
Seattle	10	5	1	.656
Arizona	7	8	1	.469
Los Angeles	4	12	0	.250
San Francisco	2	14	0	.125

* Wild Card for Playoffs

2015 SEASON (3-13 REGULAR SEASON, 0-0 PLAYOFFS) • 4TH PLACE AFC SOUTH

Table with 5 columns: DATE, OPPONENT, SCORE, W/L, ATT. Lists game results from Sep. 13 to Jan. 3, including opponents like Tampa Bay, Cleveland, Indianapolis, Buffalo, Miami, Atlanta, Houston, New Orleans, Carolina, Jacksonville, Oakland, Jacksonville, New York Jets, New England, and Houston.

* Overtime

Summary statistics table with columns: TITANS, OPP. Categories include Total First Downs, Net Yards Rushing, Net Yards Passing, Punting/Average, Net Punting Avg., Fumbles/Ball Lost, Touchdowns, and Returns.

BY PERIODS table with columns: 1, 2, 3, 4, OT, PTS. Shows performance across quarters and overtime.

SCORING table with columns: TD, RU, PA, RT, PAT, FG, S, TP. Lists individual player scores for touchdowns, punts, and field goals.

2-Pt Conversions: Green-Beckham, McCluster, Walker, TM 3-5, OPP 0-1

FUM/LOST: Mariota 10/6, Mettenberger 4/2, Douglas 2/1, McCluster 2/2, Sankey 2/1, West(TM) 2/2, Andrews 1/1, Gallik 1/0, Supernaw 1/1

RUSHING table with columns: No, Yds, Avg, Lg, TD. Lists rushing statistics for Andrews, Mariota, McCluster, Sankey, and Cobb.

PASSING table with columns: Att, Cmp, Pct, Yards, Yds/Att, TD, Int, Lg, Sk/Yds, Rating. Lists passing statistics for Mariota, Mettenberger, Tanney, Andrews, and team totals.

Receiving table with columns: Player, Receptions, Yds, Avg, Lg, TD. Lists top receivers like Walker, Wright, Fowler, and Mettenberger.

RECEIVING table with columns: No, Yds, Avg, Lg, TD. Provides aggregate receiving stats for the team and opponents.

INTERCEPTIONS table with columns: Player, No, Yds, Avg, Lg, TD. Lists interception statistics for Brown, Sensabaugh, Griffin, Cox, Bass, Mount, Searcy, Webb, and Williamson.

PUNTING table with columns: Player, No, Yds, Avg, Net, TB, In, Lg, B. Lists punting stats for Kern, Team, and Opponents.

PUNT RETURNS table with columns: Player, No, FC, Yds, Avg, Lg, TD. Lists punt return statistics for McCluster, Douglas, and Cox.

KICKOFF RETURNS table with columns: Player, No, Yds, Avg, Lg, TD. Lists kickoff return statistics for McCluster, McBride, Sankey, and Andrews.

FIELD GOALS table with columns: Player, No, Yds, Avg, Lg, TD. Lists field goal statistics for Succop, Team, and Opponents.

TEAM/Succop: () () (38G,21G) (21G,41G) (37G) () (35G,44G) (51G,29G,55N) (45G) (47G,49G,53N) () () (49G) () (49G) OPP: () () () (30G) (27G,47N) (38G,24G) (46B) (48G, 19G) (31G,32G,20G,36G) (24G) ((53N,47G,27G,42G) (43G,48N,38G,42G,32G) (22G,36G) (49G,52G,35G)

SACKS Casey 7, Orakpo 7, Woodyard 5, Morgan 4.5, Klug 4, Williamson 3.5, Blackson 2.5, Bass 1.5, Griffin 1, Stafford 1, Tavai 1, Brown 0.5, Searcy 0.5 Titans 39, Opponents 54

TACKLES (Solo-Assists-Total) Williamson (79-58-137), Woodyard (70-40-110), Griffin (67-34-101), Brown (65-33-98), Casey (48-38-86), Jones (45-22-67), Orakpo (44-20-64), Sensabaugh (42-16-58), Searcy (41-13-54), Bass (23-19-42), Morgan (20-14-34), Cox (26-5-31), Woods (14-17-31), Klug (13-13-26), Webb (20-2-22), Stafford (16-4-20), Blackson (10-9-19), Hill (7-12-19), Wreh-Wilson (16-1-17), McCourty (10-6-16), Riggs (6-0-6), Huff (5-1-6), Pitouita (2-2-4), Tavai (2-1-3), Martin (1-2-3), Johnson (1-1-2), Mount (0-1-1) Team Totals: 692-382-1,074

USUAL STARTING LINEUP

OFFENSE WR Harry Douglas (83), TE Delanie Walker (82), LT Taylor Lewan (77), LG Byron Bell (76)/Quinton Spain (60), C Brian Schwenke (62)/Andy Gallik (69), RG Chance Warmack (70), RT Jeremiah Poutasi (73)/Byron Bell (76), TE Craig Stevens (88)/Anthony Fasano (80), WR Kendall Wright (13), QB Marcus Mariota (8), RB Antonio Andrews (26)

DEFENSE

DE DaQuan Jones (90), NT Al Woods (96)/Sammie Hill (94), DT Jurrell Casey (99), OLB Derrick Morgan (91)/David Bass (51), ILB Wesley Woodyard (59), ILB Avery Williamson (54), OLB Brian Orakpo (98), CB Perrish Cox (29), SS Da'Norris Searcy (21), FS Michael Griffin (33), CB Coty Sensabaugh (24)

SPECIALISTS

K Ryan Succop (8), P Brett Kern (6), KR/PR Dexter McCluster (22)

Pro Bowl All-Pro

GM: Ruston Webster; Head Coach: Ken Whisenhunt (first seven games), Mike Mularkey (final nine games) Asst. Coaches: Dick LeBeau (asst. HC/def.), Ray Horton (def. coord.), Jason Michael (off. coord.), Steve Watterson (strength and cond.), Bob Bostad (OL), Steve Brown (asst. secondary), Louie Cioffi (secondary), Sylvester Croom (RB), Nick Eason (asst. DL), Steve Hoffman (ST asst.), Shawn Jefferson (WR), Nate Kaczor (ST), Cannon Matthews (qual. clt. coord. - def.), John McNulty (QB), Mike Mularkey (TE*), Arthur Smith (asst. TE*), Gift Smith (DL), Lou Spanos (LB), Luke Steckel (off. asst.), Mike Sullivan (asst. OL), Jason Tucker (asst. WR)

* Mularkey - tight ends coach first seven games, head coach final nine games; Smith - assistant tight ends coach first seven games, tight ends coach final nine games

AMERICAN FOOTBALL CONFERENCE STANDINGS

Standings table for AFC EAST, AFC NORTH, AFC SOUTH, and AFC WEST. Columns include W, L, T, Pct. Tennessee is 3-13-0 (.188) in AFC South.

NATIONAL FOOTBALL CONFERENCE STANDINGS

Standings table for NFC EAST, NFC NORTH, and NFC SOUTH. Columns include W, L, T, Pct. San Francisco is 5-11-0 (.313) in NFC South.

* Wild Card for Playoffs

2012 SEASON (6-10 REGULAR SEASON, 0-0 PLAYOFFS) • 3RD PLACE AFC SOUTH

DATE	OPPONENT	SCORE	W/L	ATT
Sep. 9	NEW ENGLAND	13-34	L	69,143
Sep. 16	at San Diego	10-38	L	60,804
Sep. 23	DETROIT	44-41*	W	69,143
Sep. 30	at Houston	14-38	L	71,581
Oct. 7	at Minnesota	7-30	L	57,652
Oct. 11	PITTSBURGH	26-23	W	69,143
Oct. 21	at Buffalo	35-34	W	68,836
Oct. 28	INDIANAPOLIS	13-19*	L	69,143
Nov. 4	CHICAGO	20-51	L	69,143
Nov. 11	at Miami	37-3	W	60,165
Nov. 18	BYE			
Nov. 25	at Jacksonville	19-24	L	63,323
Dec. 2	HOUSTON	10-24	L	69,143
Dec. 9	at Indianapolis	23-27	L	64,688
Dec. 17	NEW YORK JETS	14-10	W	69,143
Dec. 23	at Green Bay	7-55	L	70,508
Dec. 30	JACKSONVILLE	38-20	W	69,143

* Overtime

	TITANS	OPP				
Total First Downs	260	358				
Rushing	70	122				
Passing	166	210				
Penalty	24	26				
3rd Down: Made/Att	83/217	85/214				
3rd Down Pct.	38.2	39.7				
4th Down: Made/Att	5/15	6/14				
4th Down Pct.	33.3	42.9				
Possession Avg.	27:18	32:42				
Total Net Yards	5,010	5,999				
Avg. Per Game	313.1	374.9				
Total Plays	957	1,086				
Avg. Per Play	5.2	5.5				
Net Yards Rushing	1,687	2,035				
Avg. Per Game	105.4	127.2				
Total Rushes	378	483				
Net Yards Passing	3,323	3,964				
Avg. Per Game	207.7	247.8				
Sacked/Yards Lost	39/254	39/241				
Gross Yards	3,577	4,205				
Att./Completions	540/318	564/374				
Completion Pct.	58.9	66.3				
Had Intercepted	16	19				
Punts/Average	83/46.4	70/44.1				
Net Punting Avg.	83/40.4	70/36.1				
Penalties/Yards	106/847	86/717				
Fumbles/Ball Lost	21/12	15/5				
Touchdowns	36	55				
Rushing	10	16				
Passing	17	31				
Returns	9	8				
BY PERIODS	1	2	3	4	OT	PTS
Team	72	94	66	95	3	330
Opponents	155	58	116	136	6	471

SCORING	TD	RU	PA	RT	PAT	FG	S	TP
Bironas	0	0	0	0	35/35	25/31	0	110
C. Johnson	6	6	0	0			0	36
Britt	4	0	4	0			0	26
Cook	4	0	4	0			0	24
Washington	4	0	4	0			0	24
Wright	4	0	4	0			0	24
Harper	3	3	0	0			0	18
Reynaud	3	0	0	3b			0	18
Brown	2	0	0	2f			0	12
Campbell	1	0	0	1a			0	6
Locker	1	1	0	0			0	6
McCarthy	1	0	0	1d			0	6
Stevens	1	0	1	0			0	6
Verner	1	0	0	1c			0	6
Witherspoon	1	0	0	1e			0	6
Team Defense	0	0	0	0			1	2
Team	36	10	17	9	35/35	25/31	1	330
Opponents	55	16	31	8	52/52	29/31	0	471

2-Pt Conversions: Britt, TM 1-1, OPP 1-2

FUM/Lost: C. Johnson 5/4, Locker 4/4, Hasselbeck 3/1, Britt 2/1, Stevens 2/0, Brown 1/0, Cook 1/1, Reynaud 1/0, Washington 1/0, Wright 1/1

RUSHING	No	Yds	Avg	Lg	TD
C. Johnson	276	1,243	4.5	94t	6
Locker	41	291	7.1	32	1
Hasselbeck	13	38	2.9	16	0
Reynaud	16	33	2.1	11	0
Harper	19	30	1.6	13	3
Mooney	5	19	3.8	8	0

PASSING	Att	Cmp	Pct	Yards	Yds/Att	TD	Int	Lg	Sk/Yds	Rating
Locker	314	177	2,176	56.4	6.93	10	11	71t	25/151	74.0
Hasselbeck	221	138	1,367	62.4	6.19	7	5	37	14/103	81.0
Smith	5	3	34	60.0	6.80	0	0	17	0/0	80.4
Team	540	318	3,577	58.9	6.62	17	16	71t	39/254	76.9
Opponents	564	374	4,205	66.3	7.46	31	19	82t	39/241	92.7

Ringer	2	14	7.0	9	0
Babineaux	1	10	10.0	10	0
Q. Johnson	4	5	1.3	3	0
Wright	1	4	4.0	4	0
Team	378	1,687	4.5	94t	10
Opponents	483	2,035	4.2	46	16

RECEIVING	No	Yds	Avg	Lg	TD
Wright	64	626	9.8	38	4
Washington	46	746	16.2	71t	4
Britt	45	589	13.1	46	4
Cook	44	523	11.9	61t	4
C. Johnson	36	232	6.4	22	0
Williams	30	324	10.8	27	0
Stevens	23	275	12.0	46	1
Thompson	6	46	7.7	12	0
Hawkins	5	62	12.4	42	0
Preston	5	59	11.8	21	0
Q. Johnson	5	40	8.0	17	0
Reynaud	5	35	7.0	9	0
Ringer	3	12	4.0	6	0
Harper	1	8	8.0	8	0
Team	318	3,577	11.2	71t	17
Opponents	374	4,205	11.2	82t	31

INTERCEPTIONS	No	Yds	Avg	Lg	TD
Griffin	4	59	14.8	33	0
McCourty	4	29	7.3	28	0
Brown	3	156	52.0	79t	2
Verner	2	11	5.5	11	0
McCarthy	1	49	49.0	49t	1
Witherspoon	1	40	40.0	40t	1
Babineaux	1	10	10.0	10	0
Ayers	1	2	2.0	2	0
R. Johnson	1	2	2.0	2	0
Afalava	1	0	0.0	0	0
Team	19	358	18.8	79t	4
Opponents	16	260	16.3	63t	4

PUNTING	No	Yds	Avg	Net	TB	In	Lg	B
Kern	81	3,855	47.6	40.4	5	30	71	2
Team	83	3,855	46.4	40.4	5	30	71	2
Opponents	70	3,084	44.1	36.1	4	29	67	1

PUNT RETURNS	No	FC	Yds	Avg	Lg	TD
Reynaud	31	17	410	13.2	81t	2
Campbell	0	0	65	---	65t	1
Team	31	17	475	15.3	81t	3
Opponents	39	15	405	10.4	58	0

KICKOFF RETURNS	No	Yds	Avg	Lg	TD
Reynaud	53	1,240	23.4	105t	1
Hawkins	7	205	29.3	71	0
McCourty	1	14	14.0	14	0
Stevens	1	18	18.0	18	0
Witherspoon	1	6	6.0	6	0
Williams	0	6	---	6	0
Team	63	1,489	23.6	105t	1
Opponents	33	860	26.1	89t	1

FIELD GOALS	1-19	20-29	30-39	40-49	50+
Bironas	0/0	6/6	13/13	5/10	1/2
Team	0/0	6/6	13/13	5/10	1/2
Opponents	0/0	11/11	5/6	9/9	4/5

Bironas/Titans: (28G,24G) (23G) (31G,38G,41N,48N,26G) () () (22G,38G,47G,40G) () (39G,45N,30G) (39G) (37G,38G, 53G) (38G,42N,40G,39G,33G) (37G) (57N,40G,31G,25G) (46B) () (48G)

OPP: (25G,31G) (26G) (47G,53G,33G,26G) (33G) (42G, 36G,26G) (29G,28G,52G,54N) (31G,42G) (20G,37G,44G) (40G,25G,22G) (40G) (41G) (50G) (53G,40G) (22G) (26G,48G) ()

SACKS
Morgan 6.5, Ayers 6, Wimbley 6, Brown 5.5, Klug 3.5, Casey 3, Mi. Martin 3, Wynn 2, Marks 1.5, Griffin 1, Witherspoon 1
Titans 39, Opponents 39

TACKLES (Solo-Assists-Total)
Ayers (79-31-110), Griffin (72-31-103), McCourty (79-14-93), Brown (70-23-93), Babineaux (66-26-92), Casey (38-42-80), Verner (66-12-78), Morgan (35-31-66), Marks (31-32-63), Witherspoon (32-16-48), McCarthy (32-13-45), Mouton (33-9-42), Mike Martin (23-17-40), Shaw (30-8-38), Wimbley (18-20-38), Sensabaugh (23-4-27), Afalava (13-10-23), Robert Johnson (10-3-13), Diles (8-5-13), Klug (8-4-12), Wynn (6-6-12), Solomon (3-6-9), Campbell (6-0-6), Dawson (3-2-5), DaJohn Harris (1-4-5), Egboh (2-0-2)
Team Totals: 787-369-1,156

USUAL STARTING LINEUP

OFFENSE
WR Nate Washington (85)
TE Jared Cook (89)
LT Michael Roos (71)
LG Steve Hutchinson (73)
C Fernando Velasco (61)
RG Leroy Harris (64)/Deuce Lutui (72)
RT David Stewart (76)
TE Craig Stevens (88)
WR Kenny Britt (18)
QB Jake Locker (10)
RB Chris Johnson (28)
DEFENSE
LE Derrick Morgan (91)
DT Sen'Derrick Marks (94)
DT Jurrell Casey (99)
RE Kamerion Wimbley (95)
LLB Akeem Ayers (56)
MLB Colin McCarthy (52)/Will Witherspoon (92)
RLB Zach Brown (55)
LCB Jason McCourty (30)
RCB Alterraun Verner (20)
SS Jordan Babineaux (26)
FS Michael Griffin (33)

SPECIALISTS

K Rob Bironas (2)
P Brett Kern (6)
KR/PR Darius Reynaud (25)

Pro Bowl All-Pro

GM: Ruston Webster; **Head Coach:** Mike Munchak
Asst. Coaches: Jerry Gray (def. coord.), Chris Palmer/Dowell Loggains* (off. coord.), Steve Watterson (asst. head coach/strength & cond.), Steve Brown (asst. secondary), Frank Bush (LB), Jonathan Gannon (def. asst./qual. ctl.), Nate Kaczor (asst. off. line), Alan Lowry (ST), Bruce Matthews (OL), Brett Maxie (secondary), Keith Millard (def. asst./pass rush specialist), Chet Parlavacchio (ST asst.), Dave Ragone (WR), Tracy Rucker (DL), Jim Skipper (RB), Arthur Smith (off. asst./qual. ctl.), John Zernhelt (TE)

* Palmer was offensive coordinator for first 11 games; Loggains was quarterbacks coach/passing game for first 11 games and offensive coordinator for final five games.

AMERICAN FOOTBALL CONFERENCE STANDINGS

AFC EAST	W	L	T	Pct
New England	12	4	0	.750
Miami	7	9	0	.438
New York Jets	6	10	0	.375
Buffalo	6	10	0	.375
AFC NORTH	W	L	T	Pct
Baltimore	10	6	0	.625
* Cincinnati	10	6	0	.625
Pittsburgh	8	8	0	.500
Cleveland	5	11	0	.313
AFC SOUTH	W	L	T	Pct
Houston	12	4	0	.750
* Indianapolis	11	5	0	.688
Tennessee	6	10	0	.375
Jacksonville	2	14	0	.125
AFC WEST	W	L	T	Pct
Denver	13	3	0	.813
San Diego	7	9	0	.438
Oakland	4	12	0	.250
Kansas City	2	14	0	.125

NATIONAL FOOTBALL CONFERENCE STANDINGS

NFC EAST	W	L	T	Pct
Washington	10	6	0	.625
New York Giants	9	7	0	.563
Dallas	8	8	0	.500
Philadelphia	4	12	0	.250
NFC NORTH	W	L	T	Pct
Green Bay	11	5	0	.688
* Minnesota	10	6	0	.625
Chicago	10	6	0	.625
Detroit	4	12	0	.250
NFC SOUTH	W	L	T	Pct
Atlanta	13	3	0	.813
Carolina	7	9	0	.438
New Orleans	7	9	0	.438
Tampa Bay	7	9	0	.438
NFC WEST	W	L	T	Pct
San Francisco	11	4	1	.719
* Seattle	11	5	0	.688
St. Louis	7	8	1	.469
Arizona	5	11	0	.313

* Wild Card for Playoffs

2011 SEASON (9-7 REGULAR SEASON, 0-0 PLAYOFFS) • 2ND PLACE AFC SOUTH

DATE	OPPONENT	SCORE	W/L	ATT
Sep. 11	at Jacksonville	14-16	L	61,619
Sep. 18	BALTIMORE	26-13	W	69,143
Sep. 25	DENVER	17-14	W	69,143
Oct. 2	at Cleveland	31-13	W	66,240
Oct. 9	at Pittsburgh	17-38	L	63,875
Oct. 16	BYE			
Oct. 23	HOUSTON	7-41	L	69,143
Oct. 30	INDIANAPOLIS	27-10	W	69,143
Nov. 6	CINCINNATI	17-24	L	69,143
Nov. 13	at Carolina	30-3	W	72,409
Nov. 20	at Atlanta	17-23	L	68,164
Nov. 27	TAMPA BAY	23-17	W	69,143
Dec. 4	at Buffalo	23-17	W	56,463
Dec. 11	NEW ORLEANS	17-22	L	69,143
Dec. 18	at Indianapolis	13-27	L	64,271
Dec. 24	JACKSONVILLE	23-17	W	69,143
Jan. 1	at Houston	23-22	W	71,512

* Overtime

	TITANS	OPP
Total First Downs	281	324
Rushing	71	111
Passing	185	187
Penalty	25	26
3rd Down: Made/Att	80/218	96/236
3rd Down Pct.	36.7	40.7
4th Down: Made/Att	10/14	8/20
4th Down Pct.	71.4	40.0
Possession Avg.	27:52	32:08
Total Net Yards	5361	5682
Avg. Per Game	335.1	355.1
Total Plays	984	1080
Avg. Per Play	5.4	5.3
Net Yards Rushing	1438	2053
Avg. Per Game	89.9	128.3
Total Rushes	376	461
Net Yards Passing	3923	3629
Avg. Per Game	245.2	226.8
Sacked/Yards Lost	24/190	28/180
Gross Yards	4113	3809
Att./Completions	584/353	591/369
Completion Pct.	60.4	62.4
Had Intercepted	14	11
Punts/Average	86/43.6	83/43.7
Net Punting Avg.	86/39.4	83/36.4
Penalties/Yards	104/960	99/812
Fumbles/Ball Lost	17/8	20/12
Touchdowns	34	34
Rushing	8	10
Passing	22	21
Returns	4	3

BY PERIODS	1	2	3	4	OT	PTS
Team	57	110	67	91	0	325
Opponents	64	79	74	100	0	317

SCORING	TD	RU	PA	RT	PAT	FG	S	TP
Bironas	0	0	0	0	34/34	29/32	0	121
Washington	8	1	7	0	0	0	0	48
Williams	5	0	5	0	0	0	0	30
C. Johnson	4	4	0	0	0	0	0	24
Britt	3	0	3	0	0	0	0	18
Cook	3	0	3	0	0	0	0	18
Avery	1	0	1	0	0	0	0	6
Babineaux	1	0	0	1a	0	0	0	6
Campbell	1	0	0	1d	0	0	0	6
D. Graham	1	0	1	0	0	0	0	6
Harper	1	1	0	0	0	0	0	6
L. Hawkins	1	0	1	0	0	0	0	6
Locker	1	1	0	0	0	0	0	6
Mariani	1	0	0	1c	0	0	0	6
McCourty	1	0	0	1b	0	0	0	6
Ringer	1	1	0	0	0	0	0	6
Stevens	1	0	1	0	0	0	0	6
Team	34	8	22	4	34/34	29/32	0	325
Opponents	34	10	21	3	32/32	27/28	0	317

2-Pt Conversions: Titans 0-0, Opponents 0-2

FUM/Lost: Hasselbeck 4/1, C. Johnson 3/1, Cook 2/2, Amato 1/0, Britt 1/1, Campbell 1/0, Hall 1/1, Harper 1/1, L. Hawkins 1/0, Mariani 1/0, Ringer 1/1

RUSHING	No	Yds	Avg	Lg	TD
C. Johnson	262	1047	4.0	48t	4
Ringer	59	185	3.1	25	1
Locker	8	56	7.0	17	1
Hasselbeck	20	52	2.6	21	0
Harper	17	44	2.6	12	1

PASSING	Att	Cmp	Pct	Yards	Yds/Att	TD	Int	Lg	Sk/Yds	Rating
Hasselbeck	518	319	61.6	3571	6.89	18	14	80t	19/153	82.4
Locker	66	34	51.5	542	8.21	4	0	54	5/37	99.4
Team	584	353	60.4	4113	7.04	22	14	80t	24/190	84.4
Opponents	591	369	62.4	3809	6.45	21	11	78t	28/180	85.1

Hall	6	24	4.0	12	0
Kern	1	21	21.0	21	0
Washington	2	5	2.5	3t	1
Mariani	1	4	4.0	4	0
Team	376	1438	3.8	48t	8
Opponents	461	2053	4.5	80t	10

RECEIVING	No	Yds	Avg	Lg	TD
Washington	74	1023	13.8	57	7
C. Johnson	57	418	7.3	34	0
Cook	49	759	15.5	80t	3
L. Hawkins	47	470	10.0	32	1
Williams	45	592	13.2	54	5
Ringer	28	187	6.7	18	0
Britt	17	289	17.0	80t	3
Stevens	9	166	18.4	58	1
Hall	9	46	5.1	10	0
Mariani	5	24	4.8	6	0
Harper	4	32	8.0	21	0
Avery	3	45	15.0	23	1
Q. Johnson	3	30	10.0	13	0
D. Graham	2	25	12.5	21	1
Amano	1	7	7.0	7	0
Team	353	4113	11.7	80t	22
Opponents	369	3809	10.3	78t	21

INTERCEPTIONS	No	Yds	Avg	Lg	TD
McCourty	2	52	26.0	30	0
Griffin	2	0	0.0	0	0
Babineaux	1	97	97.0	97t	1
Finnegan	1	8	8.0	8	0
Hope	1	7	7.0	7	0
Witherspoon	1	7	7.0	7	0
Ruud	1	4	4.0	4	0
Verner	1	4	4.0	4	0
McCarthy	1	0	0.0	0	0
Team	11	179	16.3	97t	1
Opponents	14	167	11.9	38t	3

PUNTING	No	Yds	Avg	Net	TB	In	Lg	B
Kern	86	3747	43.6	39.4	7	31	64	0
Team	86	3747	43.6	39.4	7	31	64	0
Opponents	83	3628	43.7	36.4	6	22	65	2

PUNT RETURNS	No	FC	Yds	Avg	Lg	TD
Mariani	46	18	490	10.7	79t	1
Campbell	1	0	0	0.0	0	0
Team	47	18	490	10.4	79t	1
Opponents	36	23	221	6.1	30	0

KICKOFF RETURNS	No	Yds	Avg	Lg	TD
Mariani	32	748	23.4	49	0
Campbell	0	84	---	84t	1
Team	32	832	26.0	100t	1
Opponents	30	680	22.7	77	0

FIELD GOALS	1-19	20-29	30-39	40-49	50+
Bironas	0/0	5/5	9/10	9/10	6/7
Team	0/0	5/5	9/10	9/10	6/7
Opponents	2/2	11/11	5/5	7/7	2/3

Bironas/Titans: (66N) (34N,25G,43G,39G,33G) (46G) (39G) (29G) (1) (51G,50G) (43G) (38G,36G,49G) (46G) (42N,31G,52G,38G) (48G,27G,44G) (43G) (53G,21G) (51G,51G,35G) (21G,43G,33G)
 OPP: (48G,21G,45G) (41G,29G) (1) (48G,51G) (19G) (32G,29G) (22G) (36G) (50N,29G) (19G,33G,24G) (43G) (27G) (25G,29G,22G) (47G,40G) (39G) (52G,37G,22G)

SACKS
 Klug 7, Ball 4, Jones 3, Casey 2.5, Morgan 2.5, Ayers 2, Witherspoon 2, Hayes 1.5, Finnegan 1, McCourty 1, S. Smith 1, Marks 0.5
 Titans 28, Opponents 24

TACKLES (Solo-Assists-Total)
 Babineaux (81-36-117), McCourty (85-22-107), Griffin (70-26-96), Finnegan (71-24-95), Ayers (66-22-88), McCarthy (61-15-76), Casey (41-33-74), Ruud (51-17-68), Witherspoon (51-11-62), Ball (29-26-55), Verner (29-21-50), Jones (24-24-48), Morgan (23-24-47), S. Smith (20-24-44), Marks (18-26-44), Hope (25-8-33), Klug (18-14-32), Hayes (14-15-29), Sheppard (7-9-16), McRath (11-3-14), Hawkins (9-2-11), A. Smith (4-0-4), Clayton (1-2-3), Shaw (2-0-2), Amato (0-0-0), Bailey (0-0-0), Campbell (0-0-0)
 Team Totals: 404-811-1,215

USUAL STARTING LINEUP

OFFENSE
 WR Nate Washington (85)
 LT Michael Roos (71)
 LG Leroy Harris (64)
 C Eugene Amano (54)
 RG Jake Scott (73)
 RT David Stewart (76)
 TE Craig Stevens (88)
 WR Damian Williams (17)
 FB Ahmard Hall (45)
 QB Matt Hasselbeck (8)
 RB Chris Johnson (28)

DEFENSE
 LE Derrick Morgan (90)/Dave Ball (98)
 LT Jurrell Casey (99)
 RT Sen'Derrick Marks (94)
 RE Jason Jones (91)
 LLB Akeem Ayers (56)
 MLB Colin McCarthy (52)/Barrett Ruud (55)
 RLB Will Witherspoon (92)
 LCB Jason McCourty (30)
 RCB Cortland Finnegan (31)
 SS Jordan Babineaux (26)
 FS Michael Griffin (33)

SPECIALISTS

K Rob Bironas (2)
 P Brett Kern (6)
 KR/PR Marc Mariani (83)

Pro Bowl

All-Pro

GM: Mike Reinfeldt; **Head Coach:** Mike Munchak
Asst. Coaches: Jerry Gray (def. coord.), Chris Palmer (off. coord.), Steve Watterson (asst. head coach/strength & cond.), Frank Bush (LB), Curtis Fuller (asst. secondary) Dowell Loggains (QB/passing game), Charles London (off. asst./qual. ct.), Alan Lowry (ST), Bruce Matthews (OL), Dave McGinnis (senior asst.), Chet Parlavocchio (ST asst.), Dave Ragone (WR), Marcus Robertson (secondary), Tracy Rocker (DL), Jim Skipper (RB), Arthur Smith (def. asst./qual. ct.), Art Valero (asst. OL), John Zernheilt (TE)

AMERICAN FOOTBALL CONFERENCE STANDINGS

AFC EAST	W	L	T	Pct
New England	13	3	0	.813
New York Jets	8	8	0	.500
Miami	6	10	0	.375
Buffalo	6	10	0	.375
AFC NORTH	W	L	T	Pct
Baltimore	12	4	0	.750
* Pittsburgh	12	4	0	.750
* Cincinnati	9	7	0	.563
Cleveland	4	12	0	.250
AFC SOUTH	W	L	T	Pct
Houston	10	6	0	.625
Tennessee	9	7	0	.563
Jacksonville	5	11	0	.313
Indianapolis	2	14	0	.125
AFC WEST	W	L	T	Pct
Denver	8	8	0	.500
San Diego	8	8	0	.500
Oakland	8	8	0	.500
Kansas City	7	9	0	.438

NATIONAL FOOTBALL CONFERENCE STANDINGS

NFC EAST	W	L	T	Pct
New York Giants	9	7	0	.563
Philadelphia	8	8	0	.500
Dallas	8	8	0	.500
Washington	5	11	0	.313
NFC NORTH	W	L	T	Pct
Green Bay	15	1	0	.938
* Detroit	10	6	0	.625
Chicago	8	8	0	.500
Minnesota	3	13	0	.188
NFC SOUTH	W	L	T	Pct
New Orleans	13	3	0	.813
* Atlanta	10	6	0	.625
Carolina	6	10	0	.375
Tampa Bay	4	12	0	.250
NFC WEST	W	L	T	Pct
San Francisco	13	3	0	.813
Arizona	8	8	0	.500
Seattle	7	9	0	.438
St. Louis	2	14	0	.125

* Wild Card for Playoffs

2010 SEASON (6-10 REGULAR SEASON, 0-0 PLAYOFFS) • 4TH PLACE AFC SOUTH

DATE	OPPONENT	SCORE	W/L	ATT
Sep. 12	OAKLAND	38-13	W	69,143
Sep. 19	PITTSBURGH	11-19	L	69,143
Sep. 26	at New York Giants	29-10	W	79,386
Oct. 3	DENVER	20-26	L	69,143
Oct. 10	at Dallas	34-27	W	90,616
Oct. 18	at Jacksonville	30-3	W	63,625
Oct. 24	PHILADELPHIA	37-19	W	69,143
Oct. 31	at San Diego	25-33	L	59,260
Nov. 7	BYE			
Nov. 14	at Miami	17-29	L	65,585
Nov. 21	WASHINGTON	16-19*	L	69,143
Nov. 28	at Houston	0-20	L	70,855
Dec. 5	JACKSONVILLE	6-17	L	69,143
Dec. 9	INDIANAPOLIS	28-30	L	69,143
Dec. 19	HOUSTON	31-17	W	69,143
Dec. 26	at Kansas City	14-34	L	65,606
Jan. 2	at Indianapolis	20-23	L	67,188

* Overtime

	TITANS	OPP
Total First Downs	252	356
Rushing	73	107
Passing	155	214
Penalty	24	35
3rd Down: Made/Att	71/204	104/242
3rd Down Pct.	34.8	43.0
4th Down: Made/Att	8/14	9/22
4th Down Pct.	57.1	40.9
Possession Avg.	25:54	34:06
Total Net Yards	4834	5883
Avg. Per Game	302.1	367.7
Total Plays	907	1139
Avg. Per Play	5.3	5.2
Net Yards Rushing	1727	1851
Avg. Per Game	107.9	115.7
Total Rushes	406	474
Net Yards Passing	3107	4032
Avg. Per Game	194.2	252.0
Sacked/Yards Lost	27/171	40/272
Gross Yards	3278	4304
Att./Completions	474/273	625/410
Completion Pct.	57.6	65.6
Had Intercepted	15	17
Punts/Average	77/42.9	61/42.9
Net Punting Avg.	77/39.1	61/34.6
Penalties/Yards	128/1040	114/1039
Fumbles/Ball Lost	22/14	25/8
Touchdowns	40	32
Rushing	13	7
Passing	24	23
Returns	3	2

BY PERIODS	1	2	3	4	OT	PTS
Team	79	92	83	102	0	356
Opponents	65	130	65	76	3	339

SCORING	TD	RU	PA	RT	PAT	FG	S	TP
Bironas	0	0	0	0	38/38	24/26	0	110
C. Johnson	12	11	1	0	0	0	0	72
Britt	9	0	9	0	0	0	0	56
Washington	6	0	6	0	0	0	0	36
Moss LG	5	0	5	0	0	0	0	30
Scaife	4	0	4	0	0	0	0	24
Mariani	2	0	0	2	0	0	0	12
Ringer	2	2	0	0	0	0	0	12
Stevens	2	0	2	0	0	0	0	12
Cook	1	0	1	0	0	0	0	6
Finnegan	1	0	0	1	0	0	0	6
Gage	1	0	1	0	0	0	0	6
Schommer	0	0	0	0	0	0	1	2
Team	40	13	24	3	38/38	24/26	2	356
Opponents	32	7	23	2	30/30	39/48	0	339

2-Pt Conversions: Britt, Titans 1-2, Opponents 0-2

FUM/Lost: Young 6/4, K. Collins 5/3, C. Johnson 3/2, Mariani 3/2, Scaife 2/1, Amano 1/0, Amato 1/1, Britt 1/1

RUSHING	No	Yds	Avg	Lg	TD
C. Johnson	316	1364	4.3	76t	11
Ringer	51	239	4.7	54	2
Young	25	125	5.0	20	0
Williams	1	5	5.0	5	0
K. Collins	10	1	0.1	4	0
Hall	1	1	1.0	1	0
Kern	1	0	0.0	0	0
Washington	1	-8	-8.0	-8	0
Team	406	1727	4.3	76t	13
Opponents	474	1851	3.9	37	7

PASSING	Att	Cmp	Pct	Yards	Yds/Att	TD	Int	Lg	Sk/Yds	Rating
K. Collins	278	160	57.6	1823	6.56	14	8	80t	13/91	82.2
Young	156	93	59.6	1255	8.04	10	3	71t	13/80	98.6
Smith	40	20	50.0	200	5.00	0	4	52	1/0	25.0
Team	474	273	57.6	3278	6.92	24	15	80t	27/171	82.6
Opponents	625	410	65.6	4304	6.89	23	17	75t	40/272	86.4

RECEIVING	No	Yds	Avg	Lg	TD
C. Johnson	44	245	5.6	25	1
Britt	42	775	18.5	80t	9
Washington	42	687	16.4	71t	6
Scaife	36	318	8.8	30	4
Cook	29	361	12.4	36	1
Moss LG	28	393	14.0	37t	5
Moss TM	6	80	13.3	26	0
Gage	20	266	13.3	30	1
Williams	16	219	13.7	39	0
Hall	15	100	6.7	19	0
Stevens	11	122	11.1	28	2
Ringer	7	44	6.3	9	0
L. Hawkins	5	61	12.2	24	0
Team	273	3278	12.0	80t	24
Opponents	410	4304	10.5	75t	23

INTERCEPTIONS	No	Yds	Avg	Lg	TD
Griffin	4	50	12.5	28	0
Verner	3	41	13.7	19	0
Finnegan	2	41	20.5	41t	1
McCourty	2	11	5.5	11	0
Witherspoon	2	11	5.5	9	0
Hope	1	32	32.0	32	0
Tulloch	1	18	18.0	18	0
Fuller	1	0	0.0	0	0
Marks	1	-6	-6.0	-6	0
Team	17	198	11.6	41t	1
Opponents	15	120	8.0	54t	1

PUNTING	No	Yds	Avg	Net	TB	In	Lg	B
Kern	77	3302	42.9	39.1	4	24	68	0
Team	77	3302	42.9	39.1	4	24	68	0
Opponents	61	2618	42.9	34.6	9	15	68	1

PUNT RETURNS	No	FC	Yds	Avg	Lg	TD
Mariani	27	17	329	12.2	87t	1
Team	27	17	329	12.2	87t	1
Opponents	35	16	214	6.1	29	0

KICKOFF RETURNS	No	Yds	Avg	Lg	TD
Mariani	60	1530	25.5	98t	1
Hall	2	21	10.5	15	0
Cook	1	3	3.0	3	0
Gage	1	2	2.0	2	0
Team	64	1556	24.3	98t	1
Opponents	56	1389	24.8	97t	1

FIELD GOALS	1-19	20-29	30-39	40-49	50+
Bironas	0/0	6/6	8/9	8/8	2/3
Team	0/0	6/6	8/9	8/8	2/3
Opponents	1/1	10/10	15/15	11/17	2/5

Bironas/Titans: (43G) (21G) (48G,22G) (35N,55G,46G) (52G, 40G) (26G,33G,36G)(41G,38G,33G) (21G) (40G) (25G, 32G,40G) () (37G,30G) () (30G) () (26G,42G,61N) **OPP:** (34G,30G,53N) (36G,34G,25G,27G) (53N,50G,44N) (36G,36G,35G,36G)(51G,44N,26G) (33G) (25G,46G,46G,28G) (34G,36G) (23G,26G,42G)(19G,51N,40G,42G,47N,48G) (35G,33G) (26G,49B,48N) (21G,28G,47G) (37G) (35G,47N,42G) (48G,44G,43G)

SACKS
Babin 12.5, Ball 7, T. Brown 3.5, Jones 3.5, Ford 3, Witherspoon 3, Hayes 1.5, McRath 1.5, Morgan 1.5, Finnegan 1, Hope 1, Tulloch 1
Titans 40, Opponents 27

TACKLES (Solo-Assists-Total)
Tulloch (121-48-169), Griffin (99-54-153), Hope (85-48-133), Verner (76-27-103), Finnegan (76-24-100), Witherspoon (65-34-99), Babin (56-37-93), Ford (38-29-67), Jones (36-25-61), McRath (45-15-60), Ball (32-27-59), Haye (30-22-52), Marks (27-23-50), Hayes (27-22-49), McCourty (36-9-45), Brown (18-17-35), Fuller (22-10-32), Douglas (14-16-30), Shaw (7-4-11), Morgan (6-4-10), Sheppard (4-5-9), Winborn (4-4-8), Gordon (2-2-4), Mouton (3-0-3), Allred (2-1-3)
Team Totals: 931-507-1,438

USUAL STARTING LINEUP

OFFENSE
WR Nate Washington (85)
LT Michael Roos (71)
LG Leroy Harris (64)
C Eugene Amano (54)
RG Jake Scott (73)
RT David Stewart (76)
TE Craig Stevens (88)/Bo Scaife (80)
WR Justin Gage (12)/Kenny Britt (18)
FB Ahmard Hall (45)
QB Vince Young (10)/Kerry Collins (5)
RB Chris Johnson (28)

DEFENSE
LE Jason Babin (93)
LT Jason Jones (91)
RT Tony Brown (97)
RE Dave Ball (98)
LLB Gerald McRath (51)
MLB Stephen Tulloch (55)
RLB Will Witherspoon (92)
LCB Alterraun Verner (20)
RCB Cortland Finnegan (31)
SS Chris Hope (24)
FS Michael Griffin (33)

SPECIALISTS
K Rob Bironas (2)
P Brett Kern (6)
KR/PR Marc Mariani (83)

Pro Bowl
All-Pro

GM: Mike Reinfeldt; **Head Coach:** Jeff Fisher
Asst. Coaches: Mike Heimerdinger (off. coord.), Chuck Cecil (def. coord.), Craig Johnson (asst. head coach/RB), Dave McGinnis (asst. head coach/LB), Steve Watterson (asst. head coach/strength & conditioning), Marty Galbraith (ST asst.), Fred Graves (WR), Tim Hauck (asst. secondary), Dowell Loggains (QB/passing game), Alan Lowry (ST), Mike Munchak (OL), Marcus Robertson (secondary), Rayna Stewart (def. asst./qual ctl.), Jim Washburn (DL), Richie Wessman (qual. control/off.), John Zernelt (TE)

AMERICAN FOOTBALL CONFERENCE STANDINGS

AFC EAST	W	L	T	Pct
New England	14	2	0	.875
* New York Jets	11	5	0	.688
Miami	7	9	0	.438
Buffalo	4	12	0	.250
AFC NORTH	W	L	T	Pct
Pittsburgh	12	4	0	.750
* Baltimore	12	4	0	.750
Cleveland	5	11	0	.313
Cincinnati	4	12	0	.250
AFC SOUTH	W	L	T	Pct
Indianapolis	10	6	0	.625
Jacksonville	8	8	0	.500
Houston	6	10	0	.375
Tennessee	6	10	0	.375
AFC WEST	W	L	T	Pct
Kansas City	10	6	0	.625
San Diego	9	7	0	.563
Oakland	8	8	0	.500
Denver	4	12	0	.250

NATIONAL FOOTBALL CONFERENCE STANDINGS

NFC EAST	W	L	T	Pct
Philadelphia	10	6	0	.625
New York Giants	10	6	0	.625
Dallas	6	10	0	.375
Washington	6	10	0	.375
NFC NORTH	W	L	T	Pct
Chicago	11	5	0	.688
* Green Bay	10	6	0	.625
Detroit	6	10	0	.375
Minnesota	6	10	0	.375
NFC SOUTH	W	L	T	Pct
Atlanta	13	3	0	.813
* New Orleans	11	5	0	.688
Tampa Bay	10	6	0	.625
Carolina	2	14	0	.125
NFC WEST	W	L	T	Pct
Seattle	7	9	0	.438
St. Louis	7	9	0	.438
San Francisco	6	10	0	.375
Arizona	5	11	0	.313

* Wild Card for Playoffs

2007 SEASON (10-6 REGULAR SEASON, 0-1 PLAYOFFS) • 3RD PLACE AFC SOUTH

DATE	OPPONENT	SCORE	W/L	ATT
Sep. 9	at Jacksonville	13-10	W	65,437
Sep. 16	INDIANAPOLIS	20-22	L	69,143
Sep. 24	at New Orleans	31-14	W	70,002
Sep. 30	BYE			
Oct. 7	ATLANTA	20-13	W	69,143
Oct. 14	at Tampa Bay	10-13	L	65,347
Oct. 21	at Houston	38-36	W	70,734
Oct. 28	OAKLAND	13-9	W	69,143
Nov. 4	CAROLINA	20-7	W	69,143
Nov. 11	JACKSONVILLE	13-28	L	69,143
Nov. 19	at Denver	20-34	L	76,590
Nov. 25	at Cincinnati	6-35	L	65,489
Dec. 2	HOUSTON	28-20	W	69,143
Dec. 9	SAN DIEGO	17-23*	L	69,143
Dec. 16	at Kansas City	26-17	W	74,976
Dec. 23	N.Y. JETS	10-6	W	69,143
Dec. 30	at Indianapolis	16-10	W	57,202
Jan. 6	at San Diego	6-17	L	65,640

* Overtime

	TITANS	OPP
Total First Downs	306	268
Rushing	118	80
Passing	171	165
Penalty	17	23
3rd Down: Made/Att	89/217	97/230
3rd Down Pct.	41.0	42.2
4th Down: Made/Att	2/11	8/16
4th Down Pct.	18.2	50.0
Possession Avg.	31:38	28:22
Total Net Yards	4987	4665
Avg. Per Game	311.7	291.6
Total Plays	1037	978
Avg. Per Play	4.8	4.8
Net Yards Rushing	2109	1478
Avg. Per Game	131.8	92.4
Total Rushes	543	369
Avg. Per Play	3.9	4.0
Net Yards Passing	2878	3187
Avg. Per Game	179.9	199.2
Sacked/Yards Lost	30/199	40/241
Gross Yards	3077	3428
Att./Comp.	464/288	569/349
Completion Pct.	62.1	61.3
Had Intercepted	17	22
Punts/Average	73/41.9	81/44.6
Net Punting Avg.	36.5	37.6
Penalties/Yards	101/773	90/745
Fumbles/Ball Lost	32/17	26/12
Touchdowns	28	35
Rushing	17	11
Passing	9	21
Returns	2	3

BY PERIODS	1	2	3	4	OT	PTS
Titans	59	64	98	80	0	301
Opponents	65	78	64	84	6	297

SCORING	TD	RU	PA	RT	PAT	FG	S	TP
Bironas	0	0	0	0	28/28	35/39	0	133
White	7	7	0	0	0/0	0/0	0	42
C.Brown	5	5	0	0	0/0	0/0	0	30
R.Williams	4	0	4	0	0/0	0/0	0	24
Young	3	3	0	0	0/0	0/0	0	18
Henry	2	2	0	0	0/0	0/0	0	12
Jones	2	0	2	0	0/0	0/0	0	12
Fuller	2	0	0	2	0/0	0/0	0	12
Gage	2	0	2	0	0/0	0/0	0	12
Scaife	1	0	1	0	0/0	0/0	0	6
Titans	28	17	9	2	28/28	35/39	0	301
Opponents	35	11	21	3	31/33	18/25	0	297

2-Pt Conversions: Titans 0-0, Opponents 1-1

FUM/LOST: Young 10/3, Davis 6/3, White 5/5, Mawae 2/1, Scaife 2/2, Bell 1/1, C. Brown 1/1, Bulluck 1/0, Collins 1/1, Gage 1/0, Griffin 1/0, B. Jones 1/0, M. Williams (LG) 1/1

RUSHING	No	Yds	Avg	Lg	TD
White	303	1110	3.7	28	7
C.Brown	102	462	4.5	42	5
Young	93	395	4.2	21	3
Henry	31	119	3.8	24t	2
Jones	2	37	18.5	19	0
Davis	2	19	9.5	14	0
Hall	1	8	8.0	8	0
Barclay	1	3	3.0	3	0
Troupe	1	-1	-1.0	-1	0
Collins	3	-3	-1.0	-1	0

PASSING	Att	Cmp	Pct	Yards	Yds/Att	TD	Int	Lg	Sk/Yds	Rating
Young	382	238	62.3	2546	6.7	9	17	73	25/157	71.1
Collins	82	50	61.0	531	6.5	0	0	46	5/42	79.9
Titans	464	268	62.1	3077	6.6	9	17	73	30/199	72.6
Opponents	569	349	61.3	3428	6.0	21	22	69t	40/241	74.5

Hentrich	1	-8	-8.0	-8	0
Bell	1	-15	-15.0	-15	0
R.Williams	2	-17	-8.5	-6	0
Titans	543	2109	3.9	42	17
Opponents	369	1478	4.0	62t	11

RECEIVING	No	Yds	Avg	Lg	TD
Gage	55	750	13.6	73	2
R.Williams	55	719	13.1	48	4
Scaife	46	421	9.2	26	1
Moulds	32	342	10.7	46	0
Jones	21	248	11.8	35t	2
White	20	114	5.7	15	0
C.Brown	19	128	6.7	16	0
Hartstock	12	138	11.5	27	0
Hall	9	60	6.7	11	0
Henry	6	53	8.8	18	0
Troupe	5	47	9.4	13	0
Davis	5	38	7.6	13	0
Barclay	2	13	6.5	7	0
Ealy	1	6	6.0	6	0
Titans	288	3077	10.7	73	9
Opponents	349	3428	9.8	69t	21

INTERCEPTIONS	No	Yds	Avg	Lg	TD
Bulluck	5	63	12.6	35	0
Harper	3	62	20.7	32	0
Griffin	3	3	1.0	3	0
Fuller	2	137	68.5	76t	2
Hope	2	45	22.5	45	0
Lowry	2	18	9.0	17	0
Thornton	2	16	8.0	11	0
Finnegan	1	14	14.0	14	0
Hill	1	0	0.0	0	0
LaBoy	1	0	0.0	0	0
Titans	22	358	16.3	76t	2
Opponents	17	116	6.8	23	0

PUNTING	No	Yds	Avg	Net	TB	In	Lg	B
Hentrich	70	2939	42.0	36.5	6	24	66	0
Miller	3	121	40.3	37.0	0	1	52	0
Titans	73	3060	41.9	36.5	6	25	66	0
Opponents	81	3615	44.6	37.6	10	23	70	0

PUNT RETURNS	No	FC	Yds	Avg	Lg	TD
Davis	31	12	293	9.5	39	0
Jones	6	0	29	4.8	13	0
Barclay	3	1	34	11.3	19	0
Finnegan	2	3	11	5.5	9	0
Titans	42	16	367	8.7	39	0
Opponents	31	16	274	8.8	80t	1

KICKOFF RETURNS	No	Yds	Avg	Lg	TD
Griffin	18	422	23.4	48	0
Barclay	14	304	21.7	37	0
Henry	13	272	20.9	46	0
Davis	2	37	18.5	19	0
Troupe	2	21	10.5	12	0
Lowry	1	15	15.0	15	0
Hartsock	1	14	14.0	14	0
Cramer	1	13	13.0	13	0
Titans	52	1098	21.1	48	0
Opponents	58	1404	24.2	76	0

FIELD GOALS	1-19	20-29	30-39	40-49	50+
Bironas	0-0	10-12	12-12	9-10	4-5
Titans	0-0	10-12	12-12	9-10	4-5
Opponents	0-0	7-8	5-6	3-5	3-6

Bironas/Titans: (20G, 31G), (30G, 36G), (33G, 27N), (30G, 40G, 47N), (48G), (52G, 25G, 21G, 30G, 28G, 43G, 29G, 29G), (35G, 23G), (47G, 53G), (36G, 49G), (56G, 37G), (28G, 23G), (53N), (44G, 29N), (37G, 37G, 40G, 25G), (46G) (40G, 54G, 33G)
 Opponents: (22G), (22G, 39G, 20G, 36N), (1), (32G, 53N, 28G, 48N, 50N), (23G, 43G), (1), (50G, 43G, 54G), (40N), (1), (21G, 39G), (26N), (45G, 50G), (20G), (36G), (51N), (37G)

SACKS
Vanden Bosch 12.0, Odom 8.0, Haynesworth 6.0, LaBoy 6.0, T.Brown 4.0, Finnegan 1.0, Fuller 1.0, Nickey 1.0, Thornton 1.0
Titans 40.0, Opponents 30.0

TACKLES (Solo-Assists-Total)
 Thornton (97-43-140), Vanden Bosch (65-50-115), Bulluck (75-34-109), Finnegan (84-25-109), T.Brown (46-37-83), Harper (75-5-80), Fowler (42-31-73), Haynesworth (41-28-69), Hope (39-21-60), Lowry (41-20-61), Griffin (34-15-49), Odom (24-20-44), Starks (21-18-39), Tulloch (28-8-36), Fuller (27-8-35), LaBoy (15-5-20), Hill (13-1-14), Fisher (5-4-9), Veal (4-4-8), King (5-2-7), Conover (2-2-4), Herndon (3-0-3), Vickerson (2-1-3),

Gardner (1-0-1), Nickey (1-0-1), Simon (0-1-1), Amato (0-0-0), Mahelona (0-0-0), Woods (0-0-0)
Team Totals: 790-383-1173

USUAL STARTING LINEUP

OFFENSE

WR	Roydell Williams (86)
LT	Michael Roos (71)
LG	Jacob Bell (60)
C	Kevin Mawae (68)
RG	Benji Olson (75)
RT	David Stewart (76)
TE	Bo Scaife (80)
WR	Justin Gage (12)
TE	Ben Hartsock (88)
QB	Vince Young (10)
RB	LenDale White (25)

DEFENSE

LE	Antwan Odom (98)
LT	Tony Brown (97)
RT	Albert Haynesworth (92)
RE	Kyle Vanden Bosch (93)
LLB	David Thornton (50)
MLB	Ryan Fowler (52)
RLB	Keith Bulluck (53)
LCB	Nick Harper (20)
RCB	Cortland Finnegan (31)
SS	Chris Hope (24)
FS	Michael Griffin (33)

SPECIALISTS

K	Rob Bironas (2)
P	Craig Hentrich (15)

Pro Bowl

All-Pro

GM: Mike Reinfeldt; Head Coach: Jeff Fisher

Asst. Coaches: Norm Chow (off. coord.), Jim Schwartz (def. coord.), Dave McGinnis (Asst. head coach/LB), Sherman Smith (Asst. head coach/RB), Matt Burke (def. asst.), Chuck Cecil (DB), Marty Galbraith (ST asst.), Fred Graves (WR), Craig Johnson (QB), Alan Lowry (ST), Mike Munchak (OL), Marcus Robertson (Asst. Secondary), Jim Washburn (DL), Steve Watterson (strength & rehab.), John Zernhelt (TE)

AMERICAN FOOTBALL CONFERENCE STANDINGS

AFC EAST	W	L	T	Pct
New England	16	0	0	1.000
Buffalo	7	9	0	.438
N.Y. Jets	4	12		

2006 SEASON (8-8 REGULAR SEASON, 0-0 PLAYOFFS) • 2ND PLACE AFC SOUTH

DATE	OPPONENT	SCORE	W/L	ATT
Sep. 10	N.Y. JETS	16-23	L	69,143
Sep. 17	at San Diego	7-40	L	64,344
Sep. 24	at Miami	10-13	L	72,733
Oct. 1	DALLAS	14-45	L	69,143
Oct. 8	at Indianapolis	13-14	L	57,021
Oct. 15	at Washington	25-22	W	88,550
Oct. 22	BYE			
Oct. 29	HOUSTON	28-22	W	69,143
Nov. 5	at Jacksonville	7-37	L	66,524
Nov. 12	BALTIMORE	26-27	L	69,143
Nov. 19	at Philadelphia	31-13	W	69,232
Nov. 26	N.Y. GIANTS	24-21	W	69,143
Dec. 3	INDIANAPOLIS	20-17	W	69,143
Dec. 10	at Houston	26-20*	W	70,760
Dec. 17	JACKSONVILLE	24-17	W	69,143
Dec. 24	at Buffalo	30-29	W	54,765
Dec. 31	NEW ENGLAND	23-40	L	69,143

	TITANS	OPP
Total First Downs	261	329
Rushing	105	121
Passing	133	181
Penalty	23	27
3rd Down: Made/Att	67/205	90/221
3rd Down Pct.	32.7	40.7
4th Down: Made/Att	7/17	10/17
4th Down Pct.	41.2	58.8
Possession Avg.	27:17	32:43
Total Net Yards	4810	5915
Avg. Per Game	300.6	369.7
Total Plays	945	1062
Avg. Per Play	5.1	5.6
Net Yards Rushing	2214	2313
Avg. Per Game	138.4	144.6
Total Rushes	469	506
Avg. Per Play	4.7	4.6
Net Yards Passing	2596	3602
Avg. Per Game	162.3	225.1
Sacked/Yards Lost	29/152	26/148
Gross Yards	2748	3750
Att./Comp.	447/226	530/335
Completion Pct.	50.6	63.2
Had Intercepted	19	17
Punts/Average	88/42.7	68/42.5
Net Punting Avg.	37.3	34.4
Penalties/Yards	94/803	102/906
Fumbles/Ball Lost	29/7	19/11
Touchdowns	36	46
Rushing	15	20
Passing	13	24
Returns	8	2

BY PERIODS	1	2	3	4	OT	PTS
Titans	52	87	81	98	6	324
Opponents	84	116	85	115	0	400

SCORING	TD	RU	PA	RT	PAT	FG	S	TP
Bironas	0	0	0	0	32/32	22/28	0	98
Henry	7	7	0	0	0/0	0/0	0	44
Young	7	7	0	0	0/0	0/0	0	44
A.Jones	4	0	0	4	0/0	0/0	0	24
B.Jones	4	0	4	0	0/0	0/0	0	24
Bennett	3	0	3	0	0/0	0/0	0	20
Scaife	3	1	2	0	0/0	0/0	0	18
Troupe	2	0	2	0	0/0	0/0	0	12
Wade	2	0	2	0	0/0	0/0	0	12
T.Brown	1	0	0	1	0/0	0/0	0	6
Bulluck	1	0	0	1	0/0	0/0	0	6
Hope	1	0	0	1	0/0	0/0	0	6
Finnegan	1	0	0	1	0/0	0/0	0	6
Titans	36	15	13	8	32/32	22/28	2	324
Opponents	46	20	24	2	41/44	27/33	0	400

2-Pt Conversions: Bennett, Henry, Young,
Titans 3-3, Opponents 1-2

RUSHING	No	Yds	Avg	Lg	TD
Henry	270	1211	4.5	70t	7
Young	83	552	6.7	39t	7
White	61	244	4.0	26	0
C.Brown	41	156	3.8	21	0
Hall	7	21	3.0	11	0
Scaife	1	13	13.0	13t	1
A.Jones	2	8	4.0	7	0
Roby	1	3	3.0	3	0
B.Jones	1	3	3.0	3	0

PASSING	Att	Cmp	Pct	Yards	Yds/Att	TD	Int	Lg	Sk/Yds	Rating
Young	357	184	51.5	2199	6.2	12	13	53	25/129	66.7
Collins	90	42	46.7	549	6.1	1	6	36	4/23	42.3
Titans	447	226	50.6	2748	6.1	13	19	53	29/152	61.8
Opponents	530	335	63.2	3750	7.1	24	17	68t	26/148	86.0

Givens	1	3	3.0	3	0
Nickey	1	0	0.0	0	0
Titans	469	2214	4.7	70t	15
Opponents	506	2313	4.6	73	20

RECEIVING	No	Yds	Avg	Lg	TD
Bennett	46	737	16.0	39	3
Wade	33	461	14.0	25	2
Scaife	29	370	12.8	34	2
B.Jones	27	384	14.2	53	4
Henry	18	78	4.3	12	0
Hall	15	138	9.2	28	0
White	14	60	4.3	13	0
Troupe	13	150	11.5	32	2
R.Williams	8	121	15.1	20	0
Givens	8	104	13.0	27	0
Hartsock	6	68	11.3	23	0
A.Jones	2	31	15.5	17	0
Roby	2	28	14.0	21	0
Cramer	2	8	4.0	6	0
C.Brown	2	4	2.0	4	0
Wallace	1	6	6.0	6	0
Titans	226	2748	12.2	53	13
Opponents	335	3750	11.2	68t	24

INTERCEPTIONS	No	Yds	Avg	Lg	TD
Hope	5	105	21.0	61t	1
A.Jones	4	130	32.5	83t	1
Thompson	3	14	4.7	11	0
Hill	2	20	10.0	11	0
Sirmon	1	13	13.0	13	0
Bulluck	1	0	0.0	0	0
Tulloch	1	0	0.0	0	0
Titans	17	282	16.6	83t	2
Opponents	19	250	13.2	55t	2

PUNTING	No	Yds	Avg	Net	TB	In	Lg	B
Hentrich	88	3760	42.7	37.3	10	32	73	0
Titans	88	3760	42.7	37.3	10	32	73	0
Opponents	68	2888	42.5	34.4	4	18	61	1

PUNT RETURNS	No	FC	Yds	Avg	Lg	TD
A.Jones	34	3	440	12.9	90t	3
Wade	3	3	27	9.0	18	0
Titans	37	6	467	12.6	90t	3
Opponents	33	24	278	8.4	39	0

KICKOFF RETURNS	No	Yds	Avg	Lg	TD
Wade	50	1194	23.9	48	0
A.Jones	20	521	26.1	70	0
Scaife	4	64	16.0	18	0
Cramer	3	37	12.3	21	0
White	1	14	14.0	14	0
Hartsock	1	5	5.0	5	0
Titans	79	1835	23.2	70	0
Opponents	58	1263	21.8	52	0

FIELD GOALS	1-19	20-29	30-39	40-49	50+
Bironas	0-0	10-11	7-7	4-8	1-2
Titans	0-0	10-11	7-7	4-8	1-2
Opponents	1-1	10-11	6-10	10-10	0-1

Bironas/Titans: () () (51N, 22G) (33G, 39G) (22G, 47G) (32G, 26G, 30G) () () (21G, 41N, 43B) (36G) (48N, 49G) (25G, 60G) (41G, 33G) (44N, 27G) (42G, 20G, 30G) (25G, 23N, 27G, 27G)
Opponents: (18G, 34N, 30N) (28G, 31G, 35G, 44G) (40G, 30N, 39G) (26N, 43G) () () (27G) (47G, 21G, 39G) (27G, 40G) (42G, 38G) () (53N, 20G) (49G, 46G) (43G) (21G, 36G, 45G, 21G, 24G) (28G, 26G, 33N)

SACKS
Vanden Bosch 6.5, LaBoy 3.5, Starks 3.0, Bulluck 2.5, Haynesworth 2.0, Finnegan 2.0, T.Brown 1.5, Mahelona 1.0, A.Jones 1.0, Bockwoldt 1.0, Odom 0.5, Smith 0.5, Sirmon 0.5, Tulloch 0.5
Titans 26.0, Opponents 29.0

TACKLES (Solo-Assists-Total)
Bulluck (107-54-161), Hope (99-29-128), Thornton (93-29-122), Vanden Bosch (67-51-118), Sirmon (67-38-105), Thompson (58-19-77), Smith (43-33-76), P.Jones (54-13-67), Hill (41-18-59), Haynesworth (34-25-59), Finnegan (47-10-57), LaBoy (31-26-57), Starks (36-20-56), T. Brown (33-18-51), Tulloch (23-14-37), Conover (12-9-21), Mahelona (12-9-21), Fuller (11-4-15), Odom (9-6-15), Bockwoldt (4-3-7), Scott (2-3-5), Woolfolk (4-0-4), Savage (2-2-4), Amato (2-1-3), Reynolds (2-0-2), Lowry (0-1-1)
Team Totals: 893-435-1328

USUAL STARTING LINEUP

OFFENSE
WR Brandon Jones (81)
LT Michael Roos (71)
LG Jacob Bell (60)
C Kevin Mawae (68)
RG Benji Olson (75)
RT David Stewart (76)
TE Bo Scaife (80)
WR Drew Bennett (83)
FB Ahmad Hall (45)
QB Vince Young (10)
RB Travis Henry (20)

DEFENSE
LE Kyle Vanden Bosch (93)
LT Robaire Smith (98)
RT Albert Haynesworth (92)
RE Travis LaBoy (91)
LLB David Thornton (50)
MLB Peter Sirmon (59)
RLB Keith Bulluck (53)
LCB Reynaldo Hill (21)
RCB Pacman Jones (32)
SS Chris Hope (24)
FS Lamont Thompson (28)

SPECIALISTS
K Rob Bironas (2)
P Craig Hentrich (15)

Pro Bowl
All-Pro

GM: Floyd Reese; **Head Coach:** Jeff Fisher
Asst. Coaches: Norm Chow (off. coord.), Jim Schwartz (def. coord.), Dave McGinnis (Asst. head coach/LB), Sherman Smith (Asst. head coach/RB), Matt Burke (def. asst.), Chuck Cecil (S/nickel), Marty Galbraith (ST asst.), Craig Johnson (QB), Alan Lowry (ST), Mike Munchak (OL), Ray Sherman (WR), Jim Washburn (DL), Steve Watterson (strength & rehab.), Everett Withers (DB), John Zernhelt (TE)

AMERICAN FOOTBALL CONFERENCE STANDINGS

AFC EAST	W	L	T	Pct
New England	12	4	0	.750
* N.Y. Jets	10	6	0	.625
Buffalo	7	9	0	.438
Miami	6	10	0	.375
AFC NORTH	W	L	T	Pct
Baltimore	13	3	0	.812
Cincinnati	8	8	0	.500
Pittsburgh	8	8	0	.500
Cleveland	4	12	0	.250
AFC SOUTH	W	L	T	Pct
Indianapolis	12	4	0	.750
Tennessee	8	8	0	.500
Jacksonville	8	8	0	.500
Houston	6	10	0	.375
AFC WEST	W	L	T	Pct
San Diego	14	2	0	.875
* Kansas City	9	7	0	.562
Denver	9	7	0	.562
Oakland	2	14	0	.125

NATIONAL FOOTBALL CONFERENCE STANDINGS

NFC EAST	W	L	T	Pct
Philadelphia	10	6	0	.625
* Dallas	9	7	0	.562
* N.Y. Giants	8	8	0	.500
Washington	5	11	0	.312
NFC NORTH	W	L	T	Pct
Chicago	13	3	0	.812
Green Bay	8	8	0	.500
Minnesota	6	10	0	.375
Detroit	3	13	0	.188
NFC SOUTH	W	L	T	Pct
New Orleans	10	6	0	.625
Carolina	8	8	0	.500
Atlanta	7	9	0	.438
Tampa Bay	4	12	0	.250
NFC WEST	W	L	T	Pct
Seattle	9	7	0	.562
St. Louis	8	8	0	.500
San Francisco	7	9	0	.438
Arizona	5	11	0	.312

* Wild Card for Playoffs

2005 SEASON (4-12 REGULAR SEASON, 0-0 PLAYOFFS) • 3RD PLACE AFC SOUTH

DATE	OPPONENT	SCORE	W/L	ATT
Sep. 11	at Pittsburgh	7-34	L	62,931
Sep. 18	BALTIMORE	25-10	W	69,149
Sep. 25	at St. Louis	27-31	L	65,835
Oct. 2	INDIANAPOLIS	10-31	L	69,149
Oct. 9	at Houston	34-20	W	70,430
Oct. 16	CINCINNATI	23-31	L	69,149
Oct. 23	at Arizona	10-20	L	39,482
Oct. 30	OAKLAND	25-34	L	69,149
Nov. 6	at Cleveland	14-20	L	72,594
Nov. 13	BYE			
Nov. 20	JACKSONVILLE	28-31	L	69,149
Nov. 27	SAN FRANCISCO	33-22	W	69,149
Dec. 4	at Indianapolis	3-35	L	57,228
Dec. 11	HOUSTON	13-10	W	69,149
Dec. 18	SEATTLE	24-28	L	69,149
Dec. 24	at Miami	10-24	L	72,001
Jan. 1	at Jacksonville	13-40	L	65,485

* Overtime

	TITANS	OPP
Total First Downs	279	294
Rushing	72	89
Passing	191	180
Penalty	16	25
3rd Down: Made/Att	75/218	71/200
3rd Down Pct.	34.4	35.5
4th Down: Made/Att	9/31	7/11
4th Down Pct.	29.0	63.6
Possession Avg.	31:13	28:47
Total Net Yards	5122	5110
Avg. Per Game	320.1	319.4
Total Plays	1022	960
Avg. Per Play	5.0	5.3
Net Yards Rushing	1525	1894
Avg. Per Game	95.3	118.4
Total Rushes	397	449
Avg. Per Play	3.8	4.2
Net Yards Passing	3597	3216
Avg. Per Game	224.8	201.0
Sacked/Yards Lost	31/200	41/246
Gross Yards	3797	3462
Att./Comp.	594/358	470/296
Completion Pct.	60.3	63.0
Had Intercepted	14	9
Punts/Average	78/43.2	85/44.1
Net Punting Avg.	78/37.8	85/37.5
Penalties/Yards	125/1002	95/718
Fumbles/Ball Lost	27/12	20/11
Touchdowns	33	51
Rushing	8	12
Passing	20	33
Returns	5	6

BY PERIODS	1	2	3	4	OT	PTS
Titans	50	88	83	78	0	299
Opponents	79	132	108	102	0	421

SCORING	TD	RU	PA	RT	PAT	FG	S	TP
Bironas	0	0	0	0	30/32	23/29	0	99
Brown	7	5	2	0	0	0	0	42
Bennett	4	0	4	0	0	0	0	24
Troupe	4	0	4	0	0	0	0	24
B. Jones	2	0	2	0	0	0	0	12
Kinney	2	0	2	0	0	0	0	12
Odom	2	0	0	2	0	0	0	12
Payton	2	2	0	0	0	0	0	12
Scaife	2	0	2	0	0	0	0	12
R. Williams	2	0	2	0	0	0	0	12
Fleming	1	0	1	0	0	0	0	6
Hill	1	0	0	1	0	0	0	6
P. Jones	1	0	0	1	0	0	0	6
Kassell	1	0	0	1	0	0	0	6
McNair	1	1	0	0	0	0	0	6
Roby	1	0	1	0	0	0	0	6
Wade LG	1	0	0	1	0	0	0	6
Reynolds	0	0	0	0	0	1	2	
Titans	33	8	20	5	30/32	23/29	1	299
Opponents	51	12	33	6	48/49	21/27	0	421

2-pt Conversions: Titans 0-1, Opponents 2-2

RUSHING	No	Yds	Avg	Lg	TD
Brown	224	851	3.8	38t	5
Henry	88	335	3.8	29	0
McNair	32	139	4.3	19	1
Payton	33	105	3.2	15	2
Mauck	7	39	5.6	12	0
Nash	6	32	5.3	8	0

PASSING	Att	Cmp	Pct	Yards	Yds/Att	TD	Int	Lg	Sk/Yds	Rating
McNair	476	292	61.3	3161	6.64	16	11	57	20/134	82.4
Volek	88	50	56.8	474	5.39	4	2	55t	9/45	77.6
Mauck	27	15	55.6	136	5.04	0	1	17	1/8	53.9
Hentrich	2	1	50.0	26	13.0	0	0	26	0/0	95.8
Bennett	1	0	0.0	0	0.0	0	0	0	0/0	39.6
P. Jones	0	0	---	0	---	0	0	---	1/13	---
Titans	594	358	60.3	3797	6.39	20	14	57	31/200	80.3
Opponents	470	296	63.0	3462	7.37	33	9	63t	41/246	100.7

Roby	2	16	8.0	11	0
Bennett	1	3	3.0	3	0
Volek	1	3	3.0	3	0
B. Jones	1	1	1.0	1	0
Wade LG	1	1	1.0	1	0
Wade TM	1	1	1.0	1	0
Hentrich	1	0	0.0	0	0
Titans	397	1525	3.8	38t	8
Opponents	449	1894	4.2	52	12

RECEIVING	No	Yds	Avg	Lg	TD
Bennett	58	738	12.7	55t	4
Kinney	55	543	9.9	27	2
Troupe	55	530	9.6	35	4
Scaife	37	273	7.4	19	2
Brown	25	327	13.1	57	2
B. Jones	23	299	13.0	38t	2
Calico	22	191	8.7	18	0
R. Williams	21	299	14.2	50t	2
Roby	21	289	13.8	32	1
Wade LG	14	120	8.6	17	0
Wade TM	4	40	10.0	15	0
Henry	13	117	9.0	42	0
Fleming	10	69	6.9	18	1
Payton	6	30	5.0	9	0
Nash	3	14	4.7	7	0
Guenther	2	13	6.5	8	0
Nickey	1	26	26.0	26	0
Small	1	6	6.0	6	0
Roots	1	-7	-7.0	-7	0
Titans	358	3797	10.6	57	20
Opponents	296	3462	11.7	63t	33

INTERCEPTIONS	No	Yds	Avg	Lg	TD
Hill	3	88	29.3	52t	1
Bulluck	2	16	8.0	16	0
Kassell	1	21	21.0	21t	1
Woolfolk	1	3	3.0	3	0
T. Williams	1	1	1.0	1	0
Thompson	1	0	0.0	0	0
Titans	9	129	14.3	52t	2
Opponents	14	293	20.9	85t	4

PUNTING	No	Yds	Avg	Net TB	In	Lg	B	
Hentrich	78	3371	43.2	37.8	14	21	59	0
Titans	78	3371	43.2	37.8	14	21	59	0
Opponents	85	3746	44.1	37.5	7	16	74	1

PUNT RETURNS	No	FC	Yds	Avg	Lg	TD
Wade LG	33	9	317	9.6	73t	1
P. Jones	29	8	272	9.4	52t	1
Thurman TM	9	5	31	3.4	11	0
B. Jones	5	0	75	15.0	32	0
Thompson	1	0	31	31.0	31	0
Ta. Williams	1	0	9	9.0	9	0
Titans	45	13	418	9.3	52t	1
Opponents	32	20	144	4.5	15	0

KICKOFF RETURNS	No	Yds	Avg	Lg	TD
P. Jones	43	1127	26.2	85	0
Roby	22	495	22.5	59	0
Payton	2	24	12.0	24	0
Thurman TM	2	42	21.0	25	0
Fleming	1	9	9.0	9	0
Titans	70	1697	24.2	85	0
Opponents	57	1290	22.6	50	0

FIELD GOALS	1-19	20-29	30-39	40-49	50+
Bironas	0/0	10/10	6/7	5/7	2/5
Titans	0/0	10/10	6/7	5/7	2/5
Opponents	1/1	6/6	9/14	5/5	0/1

Bironas/Titans: (47N) (39G, 29G, 47G) (41G, 39G) (34G, 38N) (52G, 58N, 49G) (24G, 29G, 47G) (53G) (39G, 24G) (50N) () (35G, 41G, 21G, 22G) (51N, 24G) (46N, 23G, 21G) (38G) (24G) ()

Opponents: (44G, 27G) (30G) (46G) (20G) (32G, 38G, 43G, 47G) (52N, 21G) (33G, 24G) (22G, 32G) (37G, 19G, 39N) (31G) (34N) () (30G, 37B, 31N) (36B) (25G) (46G, 38G)

SACKS	No	Yds
Vanden Bosch	12.5	LaBoy 6.5, Bulluck 5, Long 3.5,
Haynesworth	3	Starks 3, Sirmon 2.5, Odom 2, Schobel 1,
Thompson	1	Clauss 0.5, Waddell 0.5
Titans	41	Opponents 31

TACKLES (Solo-Assists-Total)	No	Yds
Bulluck	106-44-150	Vanden Bosch (55-45-100), Sirmon (56-33-89), Kassell (56-33-89), Haynesworth (52-33-85), T. Williams

(65-18-83), Thompson (63-15-78), Starks (40-38-78), LaBoy (36-28-64), P. Jones (43-10-53), Woolfolk (42-10-52), Odom (28-22-50), Long (30-19-49), Hill (40-6-46), Clauss (13-17-30), Boiman (13-15-28), Waddell (13-4-17), Reynolds (9-5-14), Schobel (7-4-11), Beckham (9-1-10), Sandy (1-1-2), Spencer (1-0-1), Nickey (1-0-1), Gardner (0-0-0), Fuller (0-0-0)

Team Totals: 779-401-1180

USUAL STARTING LINEUP

OFFENSE	
WR	Drew Bennett (83)
LT	Brad Hopkins (72)
LG	Zach Piller (69)
C	Justin Hartwig (77)
RG	Benji Olson (75)
RT	Michael Roos (71)
TE	Erron Kinney (88)
WR	Brandon Jones (81)
FB/TE	Troy Fleming (44)/Ben Troupe (84)
QB	Steve McNair (9)
RB	Chris Brown (29)

DEFENSE	
LE	Kyle Vanden Bosch (93)
LT	Randy Starks (90)
RT	Albert Haynesworth (92)
RE	Antwan Odom (98)
LLB	Peter Sirmon (59)
MLB	Brad Kassell (55)
RLB	Keith Bulluck (53)
LCB	Reynaldo Hill (21)
RCB	Pacman Jones (32)
SS	Tank Williams (25)
FS	Lamont Thompson (28)

SPECIALISTS	
K	Rob Bironas (2)
P	Craig Hentrich (15)

Pro Bowl
All-Pro

GM: Floyd Reese; **Head Coach:** Jeff Fisher
Asst. Coaches: Norm Chow (off. coord.), Jim Schwartz (def. coord.), George Henshaw (asst. head coach/off.), Dave McGinnis (LB), Chuck Cecil (S/nickel), Marty Galbraith (ST asst.), Ned James (off. asst.), Craig Johnson (QB), Alan Lowry (ST), Mike Munchak (OL), Ray Sherman (WR), Sherman Smith (RB), Jim Washburn (DL), Steve Watterson (strength and conditioning), Everett Withers (DB)

AMERICAN FOOTBALL CONFERENCE STANDINGS

AFC EAST	W	L	T	Pct
New England	10	6	0	.625
Miami	9	7	0	.562
Buffalo	5	11	0	.312
N.Y. Jets	4	12	0	.250
AFC NORTH	W	L	T	Pct
Cincinnati	11	5	0	.688
* Pittsburgh	11	5	0	.688
Baltimore	6	10	0	.375
Cleveland	6	10	0	.375
AFC SOUTH	W	L	T	Pct
Indianapolis	14	2	0	.875
* Jacksonville	12	4	0	.750
Tennessee	4	12	0	.250
Houston	2	14	0	.125
AFC WEST	W	L	T	Pct
Denver	13	3	0	.812
Kansas City	10	6	0	.625
San Diego	9	7	0	.562
Oakland	4	12	0	.250

2003 SEASON (12-4 REGULAR SEASON, 1-1 PLAYOFFS) • 2ND PLACE AFC SOUTH

Table with columns: DATE, OPPONENT, SCORE, W/L, ATT. Lists game results from Sep. 7 to Jan. 10, including opponents like Oakland, Indianapolis, Buffalo, and Baltimore.

* Overtime

Summary statistics table with columns: TITANS, OPP. Includes categories like Total First Downs, Net Yards Rushing, and Net Yards Passing.

Table with columns: BY PERIODS, 1, 2, 3, 4, OT, PTS. Shows performance by quarter and overtime.

Table with columns: SCORING, TD, RU, PA, RT, PAT, FG, S, TP. Lists individual player statistics for touchdowns, punts, and field goals.

2-Pt Conversions: Calico, McNair, Holcombe, Titans 3-4, Opponents 0-1

RUSHING table with columns: No, Yds, Avg, Lg, TD. Lists rushing statistics for players like George, Brown, and Holcombe.

PASSING table with columns: Att, Cmp, Pct, Yards, Yds/Att, TD, Int, Lg, Sk/Yds, Rating. Lists passing statistics for McNair and other players.

Table with columns: Player Name, Yds, Avg, Lg, TD. Lists receiving statistics for players like Mason, McCareins, and Kinney.

RECEIVING table with columns: No, Yds, Avg, Lg, TD. Lists receiving statistics for players like Mason and McCareins.

INTERCEPTIONS table with columns: No, Yds, Avg, Lg, TD. Lists interception statistics for players like Rolle and Dyson.

PUNTING table with columns: No, Yds, Avg, Net, TB, In, Lg, B. Lists punting statistics for players like Henrich and Kinney.

PUNT RETURNS table with columns: No, FC, Yds, Avg, Lg, TD. Lists punt return statistics for players like McCareins and Mason.

KICKOFF RETURNS table with columns: No, Yds, Avg, Lg, TD. Lists kickoff return statistics for players like Schifino and McCareins.

FIELD GOALS table with columns: 1-19, 20-29, 30-39, 40-49, 50+. Lists field goal statistics for players like Anderson and Henrich.

Table with columns: Player Name, Yds, Avg, Lg, TD. Lists statistics for Anderson, Henrich, and Nedney.

SACKS table with columns: Player Name, Yds, Avg, Lg, TD. Lists sack statistics for players like Kearse and Carter.

TACKLES (Solo-Assists-Total) table with columns: Player Name, Solo, Assists, Total, Int, Lg, Sk/Yds, Rating. Lists tackle statistics for players like Bulluck and Sirmon.

(23-18-41), Rolle (23-6-29), McGarrahan (20-7-27), Thomas (16-11-27), Atkins (11-9-20), Woolfolk (15-4-19), Beckham (16-1-17), Thompson (5-2-7), Echols (3-1-4), Long (2-0-2), Wells (1-0-1), Kramer (0-0-0), Nickey (0-0-0)

Team Totals: 753-437-1,190

USUAL STARTING LINEUP

OFFENSE

Table listing offensive players and their positions: WR Derrick Mason (85), TE Erron Kinney (88), LT Brad Hopkins (72), LG Zach Piller (69), C Justin Hartwig (77), RG Benji Olson (75), RT Fred Miller (71), TE Frank Wycheck (89), WR Drew Bennett (83), WR Justin McCareins (86), QB Steve McNair (9), RB Eddie George (27)

DEFENSE

Table listing defensive players and their positions: LE Kevin Carter (93), LT Robaire Smith (98), RT Albert Haynesworth (92), RE Jevon Kearse (90), LLB Peter Sirmon (59), MLB Rocky Calmus (54), RLB Keith Bulluck (53), LCB Andre Dyson (22), RCB Samari Rolle (21), SS Tank Williams (25), FS Lance Schulters (31)

SPECIALISTS

Table listing specialists: K Gary Anderson (1), P Craig Hentrich (15)

NFL Co-MVP: Steve McNair

Pro Bowl

All-Pro

GM: Floyd Reese; Head Coach: Jeff Fisher

Asst. Coaches: Mike Heimerdinger (off. coord.), Jim Schwartz (def. coord.), George Henshaw (asst. head coach/off.), Gunther Cunningham (asst. head coach defense/LB), Chuck Cecil (def. asst.), Ned James (off. asst.), Craig Johnson (QB), Alan Lowry (ST), Mike Munchak (OL), Sherman Smith (RB), Steve Walters (WR), Jim Washburn (DL), Steve Watterson (strength & rehab.), Everett Withers (DB)

AMERICAN FOOTBALL CONFERENCE STANDINGS

Table showing AFC EAST, AFC NORTH, AFC SOUTH, and AFC WEST standings with columns: Team, W, L, T, Pct.

NATIONAL FOOTBALL CONFERENCE STANDINGS

Table showing NFC EAST, NFC NORTH, and NFC SOUTH standings with columns: Team, W, L, T, Pct.

* Wild Card for Playoffs

2002 SEASON (II-5 REGULAR SEASON, I-1 PLAYOFFS) • 1ST PLACE AFC SOUTH

DATE	OPPONENT	SCORE	W/L	ATT
Sep. 8	PHILADELPHIA	27-24	W	68,804
Sep. 15	at Dallas	13-21	L	62,527
Sep. 22	CLEVELAND	28-31*	L	68,804
Sep. 29	at Oakland	25-52	L	58,719
Oct. 6	WASHINGTON	14-31	L	68,804
Oct. 13	JACKSONVILLE	23-14	W	68,804
Oct. 20	BYE			
Oct. 27	at Cincinnati	30-24	W	52,822
Nov. 3	at Indianapolis	23-15	W	56,752
Nov. 10	HOUSTON	17-10	W	68,804
Nov. 17	PITTSBURGH	31-23	W	68,804
Nov. 24	at Baltimore	12-13	L	69,365
Dec. 1	at N.Y. Giants	32-29*	W	78,640
Dec. 8	INDIANAPOLIS	27-17	W	68,804
Dec. 16	NEW ENGLAND	24-7	W	68,809
Dec. 22	at Jacksonville	28-10	W	51,033
Dec. 29	at Houston	13-3	W	70,694
Jan. 11	PITTSBURGH	34-31*	W	68,809
Jan. 19	at Oakland	24-41	L	62,544

* Overtime

	TITANS	OPP
Total First Downs	312	297
Rushing	112	75
Passing	182	197
Penalty	18	25
3rd Down: Made/Att	94/216	76/202
3rd Down Pct.	43.5	37.6
4th Down: Made/Att	9/16	9/18
4th Down Pct.	56.3	50.0
Possession Avg.	32:47	27:13
Total Net Yards	5272	4964
Avg. Per Game	329.5	310.3
Total Plays	1032	974
Avg. Per Play	5.1	5.1
Net Yards Rushing	1952	1424
Avg. Per Game	122.0	89.0
Total Rushes	511	372
Avg. Per Play	3.8	3.8
Net Yards Passing	3320	3540
Avg. Per Game	207.5	221.3
Sacked/Yards Lost	21/121	40/213
Gross Yards	3441	3753
Att./Comp.	500/306	562/339
Completion Pct.	61.2	60.3
Had Intercepted	15	18
Punts/Average	66/41.3	77/41.6
Net Punting Avg.	66/33.9	77/36.2
Penalties/Yards	112/891	99/853
Fumbles/Ball Lost	20/10	22/11
Touchdowns	42	40
Rushing	16	7
Passing	22	27
Returns	4	6

BY PERIODS	1	2	3	4	OT	PTS
Titans	76	127	67	94	3	367
Opponents	72	71	68	110	3	324

SCORING	TD	RU	PA	RT	PAT	FG	S	TP
Nedney	0	0	0	0	36/36	25/31	0	111
George	14	12	2	0	0	0	0	86
Mason	5	0	5	0	0	0	0	30
K. Dyson	4	0	4	0	0	0	0	24
Simon	4	1	3	0	0	0	0	24
McNair	3	3	0	0	0	0	0	20
Bennett	2	0	2	0	0	0	0	12
McCareins	2	0	2	0	0	0	0	12
Wycheck	2	0	2	0	0	0	0	12
Bulluck	1	0	0	1	0	0	0	6
Coady	1	0	0	1	0	0	0	6
A. Dyson	1	0	0	1	0	0	0	6
Green	1	0	1	0	0	0	0	6
Meier	1	0	1	0	0	0	0	6
Simon	1	0	0	1	0	0	0	6
Titans	42	16	22	4	36/36	25/31	0	367
Opponents	40	7	27	6	36/36	14/21	0	324

2-Pt Conversions: George, McNair, Titans 2-6, Opponents 3-4

RUSHING	No	Yds	Avg	Lg	TD
George	343	1165	3.4	35	12
McNair	82	440	5.4	26	3
Holcombe	47	242	5.1	39	0
Green	21	71	3.4	12	0
McCareins	2	18	9.0	16	0
Simon	9	18	2.0	13	1
Hentrich	1	5	5.0	5	0

PASSING	Att	Cmp	Pct	Yards	Yds/Att	TD	Int	Lg	Sk/Yds	Rating
McNair	492	301	61.2	3387	6.88	22	15	55	21/121	84.0
O'Donnell	5	3	60.0	24	4.80	0	0	0	0/0	72.1
Wycheck	2	1	50.0	13	6.50	0	0	13	0/0	70.8
Hentrich	1	1	100.0	17	17.0	0	0	17	0/0	118.8
Titans	500	306	61.2	3441	6.88	22	15	55	21/121	83.9
Opponents	562	339	60.3	3753	6.68	27	18	75	40/213	82.8

Comella	1	0	0.0	0	0
O'Donnell	3	-3	-1.0	-1	0
K. Dyson	2	-4	-2.0	5	0
Titans	511	1952	3.8	39	16
Opponents	372	1424	3.8	42	7

RECEIVING	No	Yds	Avg	Lg	TD
Mason	79	1012	12.8	40	5
K. Dyson	41	460	11.2	40	4
Wycheck	40	346	8.7	19	2
George	36	255	7.1	14t	2
Bennett	33	478	14.5	53	2
McCareins	19	301	15.8	55	2
Simon	16	167	10.4	42t	3
Kinney	13	173	13.3	31	0
Holcombe	10	91	9.1	18	0
Comella	10	70	7.0	17	0
Green	7	57	8.1	21	1
Meier	1	17	17.0	17t	1
Berlin	1	14	14.0	14	0
Titans	306	3441	11.2	55	22
Opponents	339	3753	11.1	75	27

INTERCEPTIONS	No	Yds	Avg	Lg	TD
Schulters	6	56	9.3	28	0
Simon	3	88	29.3	32t	1
A. Dyson	3	27	9.0	16t	1
Rolle	2	0	0.0	0	0
Coady	1	24	24.0	24t	1
Bulluck	1	5	5.0	5	0
Williams	1	0	0.0	0	0
Mitchell	1	-2	-2.0	-2	0
Titans	18	198	11.0	32t	3
Opponents	15	179	11.9	82t	2

PUNTING	No	Yds	Avg	Net	TB	In	Lg	B
Hentrich	65	2725	41.9	33.9	5	28	56	1
Titans	66	2725	41.3	33.9	5	28	56	1
Opponents	77	3202	41.6	36.2	10	22	61	1

PUNT RETURNS	No	FC	Yds	Avg	Lg	TD
Simon	13	6	113	8.7	30	0
Mason	9	12	60	6.7	21	0
McCareins	6	4	44	7.3	16	0
Titans	28	22	217	7.8	30	0
Opponents	28	19	390	13.9	83t	3

KICKOFF RETURNS	No	Yds	Avg	Lg	TD
Simon	20	371	18.6	29	0
Berlin	13	260	20.0	32	0
McCareins	13	300	23.1	48	0
Kinney	3	41	13.7	25	0
Green	1	10	10.0	10	0
Titans	50	982	19.6	48	0
Opponents	74	1482	20.0	54	0

FIELD GOALS	1-19	20-29	30-39	40-49	50+
Nedney	0/0	9/9	10/12	5/8	1/2
Titans	0/0	9/9	10/12	5/8	1/2
Opponents	1/2	3/3	5/7	4/6	1/3

Nedney: (33G, 47G) (37G, 53G) () () () (40G, 26G, 33G, 32N) (33G, 28G, 46G) (28G, 34G, 39G) (49N, 24G) (39N, 43G) (32G, 37G, 40G, 21G) (54N, 38G) (35G, 29G) (45N, 28G) (46N) (28G, 26G)

Opponents: (30G) () (52N, 33G) (28G) (31G) () (44G) (46N) (51G) (31N, 37N) (26G, 43G) (38G, 36G, 19G) (44G, 44N) () (24G) (50N, 19N, 42G)

SACKS

Carter 10.0, C. Hall 8.0, Ford 3.5, Smith 2.5, Kearse 2.0, Schulters 2.0, Simon 2.0, Thornton 2.0, Williams 2.0, Bulluck 1.0, A. Dyson 1.0, Godfrey 1.0, Haynesworth 1.0, J. Thomas 1.0
Titans 40.0, Opponents 21.0

TACKLES (Solo-Assists-Total)

Bulluck (116-64-180), Simon (83-47-130), Schulters (75-19-94), Smith (41-32-73), Carter (42-29-71), Hall (43-27-70), Williams (55-14-69), A. Dyson (54-7-61), Haynesworth (31-24-55), Mitchell (40-11-51), Ford (24-21-45), Rolle (37-7-44), Godfrey (27-17-44), Thornton (21-23-44), Chamberlin (14-13-27), Echols (13-6-19), Thomas (11-5-16), Calmus (9-4-13), Aldridge (8-5-13), Coady (10-2-12), Kearse (6-5-11), Morris (7-2-9), Boiman (1-5-6), Beckham (1-0-1), Kassell (0-1-1)
Team Totals: 769-390-1159

USUAL STARTING LINEUP

OFFENSE

WR Derrick Mason (85)
 TE/FB Erron Kinney (88)/Greg Comella (33)
 LT Brad Hopkins (72)
 LG Zach Piller (69)
 C Gennaro DiNapoli (64)
 RG Benji Olson (75)
 RT Fred Miller (71)
 TE Frank Wycheck (89)
 WR Kevin Dyson (87)
 QB Steve McNair (9)
 RB Eddie George (27)

DEFENSE

LE Kevin Carter (93)
 LT John Thornton (78)
 RT Henry Ford (92)
 RE Carlos Hall (97)
 LLB Peter Sirmon (59)
 MLB Randall Godfrey (56)
 RLB Keith Bulluck (53)
 LCB Andre Dyson (22)
 RCB Samari Rolle (21)
 SS Tank Williams (25)
 FS Lance Schulters (31)

SPECIALISTS

K Joe Nedney (6)
 P Craig Hentrich (15)

Pro Bowl

All-Pro

GM: Floyd Reese; **Head Coach:** Jeff Fisher

Asst. Coaches: Mike Heimerdinger (off. coord.), Jim Schwartz (def. coord.), George Henshaw (asst. head coach/off.), Gunther Cunningham (asst. head coach defense/LB), Chuck Cecil (def. asst.), Ned James (off. asst.), Craig Johnson (QB), Alan Lowry (ST), Mike Munchak (OL), Sherman Smith (RB), Steve Walters (WR), Jim Washburn (DL), Steve Watterson (strength & rehab.), Everett Withers (DB)

AMERICAN FOOTBALL CONFERENCE STANDINGS

AFC EAST	W	L	T	Pct
N.Y. Jets	9	7	0	.562
New England	9	7	0	.562
Miami	9	7	0	.562
Buffalo	8	8	0	.500
AFC NORTH	W	L	T	Pct
Pittsburgh	10	5	1	.656
* Cleveland	9	7	0	.562
Baltimore	7	9	0	.438
Cincinnati	2	14	0	.125
AFC SOUTH	W	L	T	Pct
Tennessee	11	5	0	.688
* Indianapolis	10	6	0	.625
Jacksonville	6	10	0	.375
Houston	4	12	0	.250
AFC WEST	W	L	T	Pct
Oakland	11	5	0	.688
Denver				

2001 SEASON (7-9 REGULAR SEASON, 0-0 PLAYOFFS) • 3RD PLACE AFC CENTRAL (TIED)

DATE	OPPONENT	SCORE	W/L	ATT
Sep. 9	MIAMI	23-31	L	68,798
Sep. 23	at Jacksonville	6-13	L	65,994
Sep. 30	BYE			
Oct. 7	at Baltimore	7-26	L	69,494
Oct. 14	TAMPA BAY	31-28*	W	68,798
Oct. 21	at Detroit	27-24	W	76,940
Oct. 29	at Pittsburgh	7-34	L	63,763
Nov. 4	JACKSONVILLE	28-24	W	68,798
Nov. 12	BALTIMORE	10-16	L	68,798
Nov. 18	at Cincinnati	20-7	W	63,865
Nov. 25	PITTSBURGH	24-34	L	68,801
Dec. 2	at Cleveland	31-15	W	72,818
Dec. 9	at Minnesota	24-42	L	64,271
Dec.16	GREEN BAY	26-20	W	68,804
Dec. 22	at Oakland	13-10	W	61,934
Dec. 30	CLEVELAND	38-41	L	68,798
Jan. 6	CINCINNATI	21-23	L	68,798

* Overtime

	TITANS	OPP
Total First Downs	288	300
Rushing	87	79
Passing	179	192
Penalty	22	29
3rd Down: Made/Att	98/233	74/212
3rd Down Pct.	42.1	34.9
4th Down: Made/Att	2/15	7/14
4th Down Pct.	13.3	50.0
Possession Avg.	31:29	28:31
Total Net Yards	5352	5515
Avg. Per Game	334.5	344.7
Total Plays	1026	996
Avg. Per Play	5.2	5.5
Net Yards Rushing	1794	1431
Avg. Per Game	112.1	89.4
Total Rushes	468	405
Avg. Per Play	3.8	3.5
Net Yards Passing	3558	4084
Avg. Per Game	222.4	255.3
Sacked/Yards Lost	43/309	32/175
Gross Yards	3867	4259
Att./Comp.	515/307	559/328
Completion Pct.	59.6	58.7
Had Intercepted	17	13
Punts/Average	85/42.0	82/41.3
Net Punting Avg.	85/37.0	82/35.7
Penalties/Yards	119/1025	88/832
Fumbles/Ball Lost	18/11	21/11
Touchdowns	39	46
Rushing	12	17
Passing	23	27
Returns	4	2

BY PERIODS	1	2	3	4	OT	PTS
Titans	84	73	90	86	3	336
Opponents	61	127	74	126	0	388

SCORING	TD	RU	PA	RT	PAT	FG	S	TP
Nedney	0	0	0	0	34/35	20/28	0	94
Mason	10	0	9	1			0	62
K.Dyson	7	0	7	0			0	44
George	5	5	0	0			0	30
McNair	5	5	0	0			0	30
Wycheck	4	0	4	0			0	24
Green	2	1	1	0			0	12
Mitchell	2	0	0	2			0	12
Bennett	1	0	1	0			0	8
Hicks	1	1	0	0			0	6
Kinney	1	0	1	0			0	6
Myers	1	0	0	1			0	6
Fisk	0	0	0	0			1	2
Titans	38	12	23	4	34/35	20/28	1	336
Opponents	46	17	27	2	44/44	22/29	0	388

2-Pt Conversions: Mason, K. Dyson, Bennett, Titans 3-4, Opponents 1-2

RUSHING	No	Yds	Avg	Lg	TD
George	315	939	3.0	27	5
McNair	75	414	5.5	24	5
Hicks	56	341	6.1	51	1
Green	15	71	4.7	21	1
O'Donnell	6	28	4.7	15	0
Wycheck	1	1	1.0	1	0
Titans	468	1794	3.8	51	12
Opponents	405	1431	3.5	48t	17

PASSING	Att	Cmp	Pct	Yards	Yds/Att	TD	Int	Lg	Sk/Yds	Rating
McNair	431	264	61.3	3350	7.77	21	12	71t	37/251	90.2
O'Donnell	76	42	55.3	496	6.53	2	2	35t	6/58	73.1
Volek	3	0	0.0	0	0.00	0	0	0	0/0	39.6
Green	2	0	0.0	0	0.00	0	2	0	0/0	0.0
Hentrich	2	0	0.0	0	0.00	0	1	0	0/0	0
Wycheck	1	1	100.0	21	21.00	0	0	21	0/0	118.8
Titans	515	307	59.6	3867	7.51	23	17	71t	43/309	84.2
Opponents	559	328	58.7	4259	7.62	27	13	78	32/175	89.1

RECEIVING	No	Yds	Avg	Lg	TD
Mason	73	1128	15.5	71t	9
Wycheck	60	672	11.2	30	4
K.Dyson	54	825	15.3	68t	7
George	37	279	7.5	25	0
Kinney	25	263	10.5	24	1
Bennett	24	329	13.7	50	1
Green	12	64	5.3	10	1
Sanders	5	74	14.8	22	0
Hicks	5	22	4.4	9	0
McCareins	3	88	29.3	36	0
Meier	3	31	10.3	18	0
Natkin	2	42	21.0	27	0
Berlin	2	28	14.0	19	0
Coleman	1	19	19.0	19	0
Ours	1	3	3.0	3	0
Titans	307	3867	12.6	71t	23
Opponents	328	4259	13.0	78	27

INTERCEPTIONS	No	Yds	Avg	Lg	TD
A. Dyson	3	36	12.0	36	0
Rolle	3	3	1.0	3	0
Bulluck	2	21	10.5	21	0
Robinson	2	13	6.5	13	0
Godfrey	1	5	5.0	5	0
Booker	1	0	0.0	0	0
Favors	1	0	0.0	0	0
Titans	13	78	6.0	36	0
Opponents	17	163	9.6	45t	2

PUNTING	No	Yds	Avg	Net	TB	In	Lg	B
Hentrich	85	3567	42.0	37.0	8	28	70	0
Titans	85	3567	42.0	37.0	8	28	70	0
Opponents	82	3388	41.3	35.7	9	25	58	1

PUNT RETURNS	No	FC	Yds	Avg	Lg	TD
Mason	20	19	128	6.4	20	0
J.Walker	14	4	125	8.9	36	0
McCareins	2	0	29	14.5	18	0
Titans	36	23	282	7.8	36	0
Opponents	36	20	264	7.3	31	0

KICKOFF RETURNS	No	Yds	Avg	Lg	TD
Mason	34	748	22.0	101t	1
Berlin	13	253	19.5	32	0
Coleman	11	251	22.8	34	0
McCareins	4	70	17.5	21	0
J. Walker	3	33	11.0	19	0
Green	2	20	10.0	12	0
Bennett	1	11	11.0	11	0
Kinney	1	13	13.0	13	0
Long	1	10	10.0	10	0
Rolle	1	3	3.0	3	0
Titans	71	1413	19.9	101t	1
Opponents	57	1418	24.9	81	0

FIELD GOALS	1-19	20-29	30-39	40-49	50+
Nedney	0/0	6/6	5/5	8/15	1/2
Titans	0/0	6/6	5/5	8/15	1/2
Opponents	0/0	4/4	15/17	2/7	1/1

Nedney: (51G) (47N, 22G, 43G) (46N) (44G, 45G, 47N, 49G) (38G, 4G, 30G, 46G) (48N) (51N, 46G) (48N, 27G) (41G, 37G) (49G) (29G) (37G) (44N, 24G) (22G, 21G) (31G) ()
Opponents: (37G) (35G, 37N, 39G) (26G, 25G) () (40B, 23G) (48N, 42G, 27G) (38G) (31G, 33G, 30G) () (39G, 47N, 37G) () () (33G, 54G) (40N, 35G, 33N, 42N) (30G, 44G) (30G, 33G, 34G)

SACKS
 Kearse 10.0, Evans 5.5, Fisk 2.5, Carter 2.0, Rolle 2.0, Smith 2.0, Favors 1.5, Morris 1.5, Bulluck 1.0, Chamberlin 1.0, Ford 1.0, Godfrey 1.0, Robinson 1.0
Titans 32.0, Opponents 43.0

TACKLES (Solo-Assists-Total)
 Godfrey (79-32-111), Robinson (58-43-101) Phenix (63-24-87), Evans (53-24-77), Fisk (38-30-68), Kearse (39-25-64), Bulluck (35-29-64), Carter (39-22-61), Favors (34-27-61), A. Dyson (52-6-58), Rolle (52-4-56), Morris (34-12-46), Ford (24-20-44), Jenkins (12-3-15), Porter (26-5-31), Bishop (22-5-27), Mitchell (22-3-25), Salave'a (6-12-18), J. Walker (8-9-17), Smith (8-8-16), Chamberlin (12-3-15), Booker (6-2-8), Myers (2-2-4), Thomas (2-1-3), Green (1-0-1)
Team Totals: 751-352-1103

USUAL STARTING LINEUP

OFFENSE

WR Derrick Mason (85)
 TE/FB Erron Kinney (88)
 LT Brad Hopkins (72)
 LG Zach Piller (69)
C Bruce Matthews (74)
 RG Benji Olson (75)
 RT Fred Miller (71)
 TE Frank Wycheck (89)
 WR Kevin Dyson (87)
 QB Steve McNair (9)
 RB Eddie George (27)

DEFENSE

LE Kevin Carter (93)
 LT Josh Evans (91)
 RT Jason Fisk (97)
RE Jevon Kearse (90)
 LLB Greg Favors (51)
 MLB Randall Godfrey (56)
 RLB Eddie Robinson (55)
 LCB Andre Dyson (22)
 RCB Samari Rolle (21)
 SS Aric Morris (28)
 FS Pery Phenix (35)

SPECIALISTS

K Joe Nedney (6)
 P Craig Hentrich (15)

Pro Bowl

All-Pro

GM: Floyd Reese; **Head Coach:** Jeff Fisher
Asst. Coaches: Mike Heimerdinger (off. coord.), Jim Schwartz (def. coord.), George Henshaw (asst. head coach/off.), Gunther Cunningham (asst. head coach defense/LB), Chuck Cecil (def. asst.), Craig Johnson (off. asst.), Alan Lowry (ST), Mike Munchak (OL), Sherman Smith (RB), Steve Walters (WR), Jim Washburn (DL), Steve Watterson (strength & rehab.), Everett Withers (DB)

AMERICAN FOOTBALL CONFERENCE STANDINGS

AFC EAST	W	L	T	Pct
New England	11	5	0	.688
* Miami	11	5	0	.688
* N.Y. Jets	10	6	0	.625
Indianapolis	6	10	0	.375
Buffalo	3	13	0	.188
AFC CENTRAL	W	L	T	Pct
Pittsburgh	13	3	0	.812
* Baltimore	10	6	0	.625
Cleveland	7	9	0	.438
Tennessee	7	9	0	.438
Jacksonville	6	10	0	.375
Cincinnati	6	10	0	.375
AFC WEST	W	L	T	Pct
Oakland	10	6	0	.625
Seattle	9	7	0	.562
Denver	8	8	0	.500
Kansas City	6	10	0	.375
San Diego	5			

2000 SEASON (13-3 REGULAR SEASON, 0-1 PLAYOFFS) · 1ST PLACE AFC CENTRAL

DATE	OPPONENT	SCORE	W/L	ATT
Sep. 3	at Buffalo	13-16	L	77,492
Sep. 10	KANSAS CITY	17-14*	W	68,203
Sep. 17	BYE			
Sep. 24	at Pittsburgh	23-20	W	51,769
Oct. 1	NY GIANTS	28-14	W	68,341
Oct. 8	at Cincinnati	23-14	W	63,406
Oct. 16	JACKSONVILLE	27-13	W	68,498
Oct. 22	at Baltimore	14-6	W	69,200
Oct. 30	at Washington	27-21	W	83,472
Nov. 5	PITTSBURGH	9-7	W	68,498
Nov. 12	BALTIMORE	23-24	L	68,490
Nov. 19	CLEVELAND	24-10	W	68,498
Nov. 26	at Jacksonville	13-16	L	65,454
Dec. 3	at Philadelphia	15-13	W	65,639
Dec. 10	CINCINNATI	35-3	W	68,498
Dec. 17	at Cleveland	24-0	W	72,318
Dec. 25	DALLAS	31-0	W	68,498
Jan. 7	BALTIMORE	10-24	L	68,527

* Overtime

	TITANS	OPP
Total First Downs	299	215
Rushing	107	62
Passing	167	134
Penalty	25	19
3rd Down: Made/Att	97/228	68/221
3rd Down Pct.	42.5	30.8
4th Down: Made/Att	4/11	1/12
4th Down Pct.	36.4	8.3
Possession Avg.	33:48	26:12
Total Net Yards	5350	3814
Avg. Per Game	334.4	238.4
Total Plays	1036	908
Avg. Per Play	5.2	4.2
Net Yards Rushing	2085	1390
Avg. Per Game	130.3	86.9
Total Rushes	546	387
Net Yards Passing	3265	2424
Avg. Per Game	204.1	151.5
Sacked/Yards Lost	28/165	55/337
Gross Yards	3430	2761
Att./Comp.	462/286	466/242
Completion Pct.	61.9	51.9
Had Intercepted	16	17
Punts/Average	76/40.8	105/42.7
Net Punting Avg.	76/36.3	105/35.0
Penalties/Yards	107/870	97/778
Fumbles/Ball Lost	24/14	39/13
Touchdowns	38	20
Rushing	14	7
Passing	18	10
Returns	6	3

BY PERIODS	1	2	3	4	OT	PTS
Titans	65	111	75	92	3	346
Opponents	36	50	30	75	0	191

SCORING	TD	RU	PA	RT	PAT	FG	S	TP
Del Greco	0	0	0	0	37/38	27/33	0	118
George	16	14	2	0	0	0	0	96
Mason	6	0	5	1	0	0	0	36
Wycheck	4	0	4	0	0	0	0	24
Neal	2	0	2	0	0	0	0	12
Thigpen	2	0	2	0	0	0	0	12
Bulluck	1	0	0	1	0	0	0	6
K.Dyson	1	0	1	0	0	0	0	6
Ford	1	0	0	1	0	0	0	6
Godfrey	1	0	0	1	0	0	0	6
Kinney	1	0	1	0	0	0	0	6
Phenix	1	0	0	1	0	0	0	6
Rolle	1	0	0	1	0	0	0	6
Thomas	1	0	1	0	0	0	0	6
Hentrich	0	0	0	0	0/0	0/1	0	0
Titans	38	14	18	6	37/38	27/34	0	346
Opponents	20	7	10	3	20/20	17/22	0	191

2-Pt Conversions: Titans 0-0, Opponents 0-0

RUSHING	No	Yds	Avg	Lg	TD
George	403	1509	3.7	35t	14
McNair	71	404	5.7	25	0
Thomas	61	175	2.9	20	0
Mason	1	1	1.0	1	0
Neal	1	-2	-2.0	-2	0
O'Donnell	9	-2	-2.2	4	0
Titans	546	2085	3.8	35t	14
Opponents	387	1390	3.6	80t	7

PASSING	Att	Cmp	Pct	Yards	Yds/Att	TD	Int	Lg	Sk/Yds	Rating
McNair	396	248	62.6	2847	7.19	15	13	56t	24/141	83.2
O'Donnell	64	36	56.3	530	8.28	2	3	67	3/23	74.3
Wycheck	2	2	100.0	53	26.50	1	0	30t	0/0	158.3
Titans	462	286	61.9	3430	7.42	18	16	67	28/165	83.2
Opponents	466	242	51.9	2761	5.92	10	17	48	55/337	62.0

RECEIVING	No	Yds	Avg	Lg	TD
Wycheck	70	636	9.1	26	4
Mason	63	895	14.2	34	5
George	50	453	9.1	24	2
Sanders	33	536	16.2	54	0
Kinney	19	197	10.4	19	1
Thigpen	15	289	19.3	56t	2
Pickens	10	242	24.2	67	0
Neal	9	31	3.4	8	2
Thomas	8	35	4.4	9t	1
Dyson	6	104	17.3	30t	1
Roan	3	12	4.0	6	0
Titans	286	3430	12.0	67	18
Opponents	242	2761	11.4	48	10

INTERCEPTIONS	No	Yds	Avg	Lg	TD
Rolle	7	140	20.0	81t	1
Sidney	3	19	6.3	19	0
Godfrey	2	25	12.5	24t	1
D. Walker	2	4	2.0	4	0
Phenix	1	87	87.0	87t	1
Bulluck	1	8	8.0	8t	1
Booker	1	2	2.0	2	0
Titans	17	285	16.8	87t	4
Opponents	16	236	14.8	42t	3

PUNTING	No	Yds	Avg	Net	TB	In	Lg	B
Hentrich	76	3101	40.8	36.3	9	33	67	0
Titans	76	3101	40.8	36.3	9	33	67	0
Opponents	105	4484	42.7	35.0	7	30	64	0

PUNT RETURNS	No	FC	Yds	Avg	Lg	TD
Mason	51	17	662	13.0	69t	1
Thigpen	1	1	9	9.0	9	0
D. Walker	1	0	0	0.0	0	0
Titans	53	18	671	12.7	69t	1
Opponents	28	21	160	5.7	20	0

KICKOFF RETURNS	No	Yds	Avg	Lg	TD
Mason	42	1132	27.0	66	0
Coleman	2	54	27.0	27	0
Leach	1	10	10.0	10	0
Neal	1	15	15.0	15	0
Thornton	1	16	16.0	16	0
Titans	47	1227	26.1	66	0
Opponents	76	1587	20.9	38	0

FIELD GOALS	1-19	20-29	30-39	40-49	50+
Del Greco	0/0	13/15	7/8	6/9	1/1
Hentrich	0/0	0/0	0/0	0/0	0/1
Titans	0/0	13/15	7/8	6/9	1/2
Opponents	0/0	5/5	6/8	6/7	0/2

Del Greco:(38G, 27G) (36G) (24G, 40G, 40G) (46N) (22G, 41G, 33N, 34G) (26G, 44N, 28G) () (46G, 21G) (21G, 24N, 31G, 29G) (23G, 43N) (22G) (30G, 38G, 28N) (26G, 42G, 22G, 44G, 50G) () (33G) (21G)
Hentrich: (60N) () () () () () () () () () () () () () () () ()
Opponents: (51N, 42G, 41G, 33G) (36N) (32G, 32G, 50N) () (35B, 46N) (23G, 45G) (21G, 38G) () () (45G) (38G) (27G, 20G, 38G) (23G, 40G) (45G) () ()

SACKS
 Kearse 11.5, Holmes 8.0, Favors 5.5, Robinson 4.0, Salave'a 4.0, Thornton 4.0, Embray 3.5, Godfrey 3.0, Bishop 2.5, Smith 2.5, Fisk 2.0, Ford 2.0, Rolle 1.5, Killens 1.0
Titans 55.0, Opponents 28.0

TACKLES (Solo-Assists-Total)
 Godfrey (97-72-169), Bishop (76-29-105), Robertson (62-30-92), Robinson (59-32-91), Kearse (53-31-84), Fisk (41-35-76), Holmes (44-29-73), Favors (37-24-61), Thornton (27-28-55), Ford (28-19-47), Salave'a (22-21-43), Walker (40-3-43), Rolle (27-15-42), Phenix (20-5-25), Sidney (15-6-21), Bulluck (13-8-21), Booker (11-9-20), Embray (7-9-16), Myers (8-3-11), McCullough (6-2-8), Smith (4-2-6), Chamberlin (0-2-2), Killens (2-0-2), Morris (0-1-1)
Team Totals: 693-416-1109

USUAL STARTING LINEUP

OFFENSE
WR Derrick Mason (85)
LT Brad Hopkins (72)
LG Bruce Matthews (74)
 C Kevin Long (60)
 RG Benji Olson (75)
 RT Fred Miller (71)
TE Frank Wycheck (89)
 WR Chris Sanders (81)
QB Steve McNair (9)
RB Eddie George (27)
 FB Lorenzo Neal (41)

DEFENSE
LE Jevon Kearse (90)
 LT John Thornton (78)
 RT Jason Fisk (97)
 RE Kenny Holmes (99)
 LLB Greg Favors (51)
 MLB Randall Godfrey (56)
 RLB Eddie Robinson (55)
 LCB Denard Walker (25)
RCB Samari Rolle (21)
SS Blaine Bishop (23)
 FS Marcus Robertson (31)

SPECIALISTS
 K Al Del Greco (3)
 P Craig Hentrich (15)

Pro Bowl
 All-Pro

GM: Floyd Reese; **Head Coach:** Jeff Fisher
Asst. Coaches: Mike Heimerdinger (off. coord.), Gregg Williams (def. coord.), George Henshaw (asst. head coach/off.), Jerry Gray (DB), Craig Johnson (off. asst.), Alan Lowry (ST), Mike Munchak (OL), Jim Schwartz (LB), Sherman Smith (RB), Ronnie Vinkler (def. asst.), Steve Walters (WR), Jim Washburn (DL), Steve Watterson (strength & rehab.)

AMERICAN FOOTBALL CONFERENCE STANDINGS

AFC EAST	W	L	T	Pct
Miami	11	5	0	.688
* Indianapolis	10	6	0	.625
N.Y. Jets	9	7	0	.563
Buffalo	8	8	0	.500
New England	5	11	0	.313
AFC CENTRAL	W	L	T	Pct
Tennessee	13	3	0	.813
* Baltimore	12	4	0	.750
Pittsburgh	9	7	0	.563
Jacksonville	7	9	0	.438
Cincinnati	4	12	0	.250
Cleveland	3	13	0	.188
AFC WEST	W	L	T	Pct
Oakland	12	4	0	.750
* Denver	11	5	0	.688
Kansas City	7	9	0	.438
Seattle	6	10	0	.375
San Diego	1	15	0	.063

NATIONAL FOOTBALL CONFERENCE STANDINGS

NFC EAST	W	L	T	Pct
N.Y. Giants	12	4	0	.750
* Philadelphia	11	5	0	.688
Washington	8	8	0	.500
Dallas	5	11	0	.313
Arizona	3	13	0	.188
NFC CENTRAL	W	L	T	Pct
Minnesota	11	5	0	.688
* Tampa Bay	10	6	0	.625
Green Bay	9	7	0	.563
Detroit	9	7	0	.563
Chicago	5	11	0	.313
NFC WEST	W	L		

1999 SEASON (13-3 REGULAR SEASON, 3-1 PLAYOFFS) • 2ND PLACE AFC CENTRAL

DATE	OPPONENT	SCORE	W/L	ATT
Sep. 12	CINCINNATI	36-35	W	65,272
Sep. 19	CLEVELAND	26-9	W	65,904
Sep. 26	at Jacksonville	20-19	W	61,502
Oct. 3	at San Francisco	22-24	L	67,447
Oct. 10	BALTIMORE	14-11	W	65,486
Oct. 17	at New Orleans	24-21	W	51,875
Oct. 24	BYE			
Oct. 31	ST. LOUIS	24-21	W	66,415
Nov. 7	at Miami	0-17	L	74,109
Nov. 14	at Cincinnati	24-14	W	46,017
Nov. 21	PITTSBURGH	16-10	W	66,619
Nov. 28	at Cleveland	33-21	W	72,008
Dec. 5	at Baltimore	14-41	L	67,854
Dec. 9	OAKLAND	21-14	W	66,357
Dec. 19	ATLANTA	30-17	W	66,196
Dec. 26	JACKSONVILLE	41-14	W	66,641
Jan. 2	at Pittsburgh	47-36	W	48,025
Jan. 8	BUFFALO	22-16	W	66,782
Jan. 16	at Indianapolis	19-16	W	57,097
Jan. 23	at Jacksonville	33-14	W	75,206
Jan. 30	ST. LOUIS	16-23	L	72,625

* Overtime

	TITANS	OPP
Total First Downs	294	300
Rushing	109	81
Passing	167	193
Penalty	18	26
3rd Down: Made/Att	83/217	70/200
3rd Down Pct.	38.2	35.0
4th Down: Made/Att	7/12	4/14
4th Down Pct.	58.3	28.6
Possession Avg.	31:30	28:30
Total Net Yards	5296	5245
Avg. Per Game	331.0	327.8
Total Plays	1011	994
Avg. Per Play	5.2	5.3
Net Yards Rushing	1811	1550
Avg. Per Game	113.2	96.9
Total Rushes	459	383
Net Yards Passing	3485	3695
Avg. Per Game	217.8	230.9
Sacked/Yards Lost	25/137	54/305
Gross Yards	3622	4000
Att./Comp.	527/304	557/312
Completion Pct.	57.7	56.0
Had Intercepted	13	16
Punts/Average	90/42.5	80/42.9
Net Punting Avg.	90/38.1	80/37.2
Penalties/Yards	114/1069	128/1010
Fumbles/Ball Lost	17/9	39/24
Touchdowns	46	39
Rushing	19	8
Passing	23	26
Returns	4	5

BY PERIODS	1	2	3	4	OT	PTS
Titans	113	97	85	97	0	392
Opponents	44	93	103	84	0	324

SCORING	TD	RU	PA	RT	PAT	FG	S	TP
Del Greco	0	0	0	0	43/43	21/25	0	106
E. George	13	9	4	0	0	0	0	78
McNair	8	8	0	0	0	0	0	48
Dyson	4	0	4	0	0	0	0	24
Thigpen	4	0	4	0	0	0	0	24
Neal	3	1	2	0	0	0	0	18
Roan	3	0	3	0	0	0	0	18
Byrd	2	0	2	0	0	0	0	12
Wycheck	2	0	2	0	0	0	0	12
Harris	1	0	1	0	0	0	0	8
Kearse	1	0	0	1	0	0	0	6
Mason	1	0	0	1	0	0	0	6
Mitchell	1	0	0	1	0	0	0	6
Sanders	1	0	1	0	0	0	0	6
Thomas	1	1	0	0	0	0	0	6
Walker	1	0	0	1	0	0	0	6
Thornton	0	0	0	0	1	2	0	2
Titans	46	19	23	4	43/43	21/25	4	392
Opponents	39	8	26	5	33/33	15/22	2	324

2-Pt Conversions: Harris, Titans 1-3, Opponents 4-6

RUSHING	No	Yds	Avg	Lg	TD
E. George	320	1304	4.1	40	9
McNair	72	337	4.7	38	8
Thomas	43	164	3.8	22	1
Dyson	1	3	3.0	3	0
Hentrich	2	1	0.5	1	0

PASSING	Att	Cmp	Pct	Yards	Yds/Att	TD	Int	Lg	Sk/Yds	Rating
McNair	331	187	56.5	2179	6.58	12	8	65t	16/74	78.6
O'Donnell	195	116	59.5	1382	7.09	10	5	54t	9/63	87.6
Wycheck	1	1	100.0	61	61.00	1	0	61t	0/0	158.3
Titans	527	304	57.7	3622	6.87	23	13	65t	25/137	83.1
Opponents	557	312	56.0	4000	7.18	26	16	78t	54/305	82.3

Neal	2	1	0.5	1t	1
O'Donnell	19	1	0.1	4	0
Titans	459	1811	3.9	40	19
Opponents	383	1550	4.0	72	8

RECEIVING	No	Yds	Avg	Lg	TD
Wycheck	69	641	9.3	35	2
Dyson	54	658	12.2	47t	4
E. George	47	458	9.7	54t	4
Thigpen	38	648	17.1	35	4
Harris	26	297	11.4	62t	1
Sanders	20	336	16.8	48t	1
Byrd	14	261	18.6	65t	2
Roan	9	93	10.3	24t	3
Thomas	9	72	8.0	26	0
Mason	8	89	11.1	31	0
Neal	7	27	3.9	8	2
Kent	3	42	14.0	25	0
Titans	304	3622	11.9	65t	23
Opponents	312	4000	12.8	78t	26

INTERCEPTIONS	No	Yds	Avg	Lg	TD
Rolle	4	65	16.3	30	0
Sidney	3	12	4.0	7	0
Holmes	2	17	8.5	19	0
Dorsett	1	43	43.0	43	0
Mitchell	1	42	42.0	42t	1
Bowden	1	29	29.0	29	0
Walker	1	27	27.0	27	0
Fisk	1	17	17.0	17	0
Robertson	1	3	3.0	3	0
Jackson	1	2	2.0	2	0
Titans	16	257	16.1	43	1
Opponents	13	227	17.5	47t	2

PUNTING	No	Yds	Avg	Net	TB	In	Lg	B
Hentrich	90	3824	42.5	38.1	3	35	78	0
Titans	90	3824	42.5	38.1	3	35	78	0
Opponents	80	3435	42.9	37.2	5	25	72	2

PUNT RETURNS	No	FC	Yds	Avg	Lg	TD
Mason	26	15	225	8.7	65t	1
Preston TM	8	2	59	7.4	12	0
Byrd	2	0	8	4.0	8	0
S. George	1	0	18	18.0	18	0
Rolle	1	0	23	23.0	23	0
Sidney	1	0	4	4.0	4	0
Thigpen	1	0	21	21.0	21	0
Titans	40	17	358	9.0	65t	1
Opponents	45	22	335	7.4	32	0

KICKOFF RETURNS	No	Yds	Avg	Lg	TD
Mason	41	805	19.6	41	0
Preston TM	5	119	23.8	29	0
S. George	4	63	15.8	22	0
Byrd	2	16	8.0	9	0
Kent	2	24	12.0	13	0
Neal	2	15	7.5	14	0
Titans	56	1042	18.6	41	0
Opponents	76	1596	21.0	99t	2

FIELD GOALS	1-19	20-29	30-39	40-49	50+
Del Greco	1/1	8/8	7/9	4/6	1/1
Titans	1/1	8/8	7/9	4/6	1/1
Opponents	0/0	4/4	4/7	6/9	1/2

Del Greco: (50G, 33G) (35G,44N) (44G, 48G) (21G, 22G,28G) () (42N,19G) (27G) (33N) (26G) () (27G,31G, 37N) (39G,33G) () (38G,27G,43N) (30G,20G) (42G)

Opponents: (33G,38G) (41G) (42G) (39G) (44G,46G,50G) (24G,42G) (54N,38N) (43N,46G) (32N) (44N,24G) () (21G,27G) (32N,45N) (32G) () ()

SACKS
Kearse 14.5, Robinson 6.0, Ford 5.5, Thornton 4.5, Fisk 4.0, Holmes 4.0, Bowden 3.5, Evans 3.5, Rolle 3.0, Bishop 2.5, Jones 1.0, Frederick 0.5, Jackson 0.5, Robertson 0.5, Wortham 0.5

Titans 54.0, Opponents 25.0

TACKLES (Solo-Assists-Total)
Bishop (80-33-113), Robinson (84-49-113), Robertson (64-28-92), Kearse (59-26-85), Bowden (54-27-81), Wortham (50-31-81), Fisk (41-39-80), Rolle (57-13-70), Walker (47-9-56), Evans (26-28-54), Ford (26-15-41), Phenix (32-7-39), Sidney (34-5-39), Holmes (20-18-38), Thornton (23-10-33), Killens (13-12-25), Jackson (18-4-22), Colman (12-9-21), Jones (12-7-19), Dorsett (10-1-11), Frederick (2-8-10), Salave'a (4-6-10), Mitchell (6-1-7), McCullough (3-0-3)

Team Totals: 760-383-1143

USUAL STARTING LINEUP

OFFENSE
WR Kevin Dyson (87)
LT Brad Hopkins (72)
LG Bruce Matthews (74)
C Kevin Long (60)
RG Benji Olson (75)
RT Jon Runyan (69)
TE Frank Wycheck (89)
WR Yancey Thigpen (82)
QB Steve McNair (9)
RB Eddie George (27)
FB Lorenzo Neal (41)

DEFENSE
LE Jevon Kearse (90)
LT Josh Evans (91)
RT Jason Fisk (97)
RE Kenny Holmes (99)
LLB Eddie Robinson (55)
MLB Barron Wortham (82)
RLB Joe Bowden (58)
LCB Denard Walker (25)
RCB Samari Rolle (21)
SS Blaine Bishop (23)
FS Marcus Robertson (31)

SPECIALISTS
K Al Del Greco (3)
P Craig Hentrich (15)

Pro Bowl
All-Pro

GM: Floyd Reese; **Head Coach:** Jeff Fisher
Asst. Coaches: George Henshaw (asst. head coach/run game), Les Steckel (off. coord.), Gregg Williams (def. coord.), Bart Andrus (QB), O'Neill Gilbert (LB), Jerry Gray (DB), Alan Lowry (ST), Mike Munchak (OL), Jim Schwartz (def. asst.), Sherman Smith (RB), Steve Walters (WR), Jim Washburn (DL), Steve Watterson (strength & rehab.)

AMERICAN FOOTBALL CONFERENCE STANDINGS

AFC EAST	W	L	T	Pct
Indianapolis	13	3	0	.813
* Buffalo	11	5	0	.688
* Miami	9	7	0	.563
N.Y. Jets	8	8	0	.500
New England	8	8	0	.500
AFC CENTRAL	W	L	T	Pct
Jacksonville	14	2	0	.875
* Tennessee	13	3	0	.813
Baltimore	8	8	0	.500
Pittsburgh	6	10	0	.375
Cincinnati	4	12	0	.250
Cleveland	2	14	0	.125
AFC WEST	W	L	T	Pct
Seattle	9	7	0	.563
Kansas City	9	7	0	.563
Oakland	8	8	0	.500
San Diego	8	8	0	.500
Denver	6	10	0	.375

NATIONAL FOOTBALL CONFERENCE STANDINGS

NFC EAST	W	L	T	Pct
Washington	10	6	0	.625
* Dallas	8	8	0	.500
N.Y. Giants	7	9	0	.438
Arizona	6	10	0	.375
Philadelphia	5	11	0	.313
NFC CENTRAL	W	L	T	Pct
Tampa Bay	11	5	0	.688
* Minnesota	10	6	0	.625
* Detroit	8	8	0	.500
Green Bay	8	8	0	.500
Chicago	6	10	0	.375
NFC WEST	W	L	T	Pct
St. Louis	13	3	0	.813
Carolina	8	8	0	.500
Atlanta	5	11	0	.313
San Francisco	4	12	0	.250
New Orleans	3	13	0	.188

* Wild Card for Playoffs

ALL-TIME RESULTS

1998 (8-8)				
DATE	OPPONENT	SCORE	W/L	ATT
Sep. 6	at Cincinnati	23-14	W	55,848
Sep. 13	SAN DIEGO	7-13	L	41,089
Sep. 20	at New England	16-27	L	59,973
Sep. 27	JACKSONVILLE	22-27	L	34,656
Oct. 4	BYE			
Oct. 11	at Baltimore	12-8	W	68,561
Oct. 18	CINCINNATI	44-14	W	33,288
Oct. 25	CHICAGO	20-23	L	40,089
Nov. 1	at Pittsburgh	41-31	W	58,222
Nov. 8	at Tampa Bay	31-22	W	65,054
Nov. 15	PITTSBURGH	23-14	W	41,104
Nov. 22	NY JETS	3-24	L	37,084
Nov. 29	at Seattle	18-20	L	59,048
Dec. 6	BALTIMORE	16-14	W	31,124
Dec. 13	at Jacksonville	16-13	W	65,657
Dec. 20	at Green Bay	22-30	L	59,888
Dec. 26	MINNESOTA	16-26	L	41,121

1997 (8-8)				
DATE	OPPONENT	SCORE	W/L	ATT
Aug. 31	OAKLAND	24-21*	W	30,171
Sep. 7	at Miami	13-16*	L	64,439
Sep. 14	BYE			
Sep. 21	BALTIMORE	10-36	L	17,737
Sep. 28	at Pittsburgh	24-37	L	57,507
Oct. 5	at Seattle	13-16	L	49,897
Oct. 12	CINCINNATI	30-7	W	17,071
Oct. 19	WASHINGTON	28-14	W	31,042
Oct. 26	at Arizona	41-14	W	44,030
Nov. 2	JACKSONVILLE	24-30	L	27,208
Nov. 9	NY GIANTS	10-6	W	26,744
Nov. 16	at Jacksonville	9-17	L	70,070
Nov. 23	BUFFALO	31-14	W	23,571
Nov. 27	at Dallas	27-14	W	63,421
Dec. 4	at Cincinnati	14-41	L	49,086
Dec. 14	at Baltimore	19-21	L	60,558
Dec. 21	PITTSBURGH	16-6	W	50,677

1996 (8-8)				
DATE	OPPONENT	SCORE	W/L	ATT
Sep. 1	KANSAS CITY	19-20	L	27,725
Sep. 8	at Jacksonville	34-27	W	66,468
Sep. 15	BALTIMORE	29-13	W	20,082
Sep. 22	BYE			
Sep. 29	at Pittsburgh	16-30	L	58,608
Oct. 6	at Cincinnati	30-27*	W	44,680
Oct. 13	at Atlanta	23-13	W	35,401
Oct. 20	PITTSBURGH	23-13	W	50,337
Oct. 27	SAN FRANCISCO	9-10	L	53,664
Nov. 3	at Seattle	16-23	L	36,320
Nov. 10	at New Orleans	31-14	W	34,121
Nov. 17	MIAMI	20-23	L	47,358
Nov. 24	CAROLINA	6-31	L	20,107
Dec. 1	at NY Jets	35-10	W	21,731
Dec. 8	JACKSONVILLE	17-23	L	20,196
Dec. 15	CINCINNATI	13-21	L	15,131
Dec. 22	at Baltimore	24-21	W	52,704

1995 (7-9)				
DATE	OPPONENT	SCORE	W/L	ATT
Sep. 3	at Jacksonville	10-3	W	72,363
Sep. 10	PITTSBURGH	17-34	L	44,122
Sep. 17	CLEVELAND	7-14	L	36,077
Sep. 24	at Cincinnati	38-28	W	46,332
Oct. 1	JACKSONVILLE	16-17	L	36,346
Oct. 8	at Minnesota	17-23*	L	56,430
Oct. 15	BYE			
Oct. 22	at Chicago	32-35	L	63,545
Oct. 29	TAMPA BAY	19-7	W	31,489
Nov. 5	at Cleveland	37-10	W	57,881
Nov. 12	CINCINNATI	25-32	L	32,998
Nov. 19	at Kansas City	13-20	L	77,576
Nov. 26	DENVER	42-33	W	36,113
Dec. 3	at Pittsburgh	7-21	L	56,013
Dec. 10	DETROIT	17-24	L	35,842
Dec. 17	NY JETS	23-6	W	35,873
Dec. 24	at Buffalo	28-17	W	45,253

* Overtime

1994 (2-14)				
DATE	OPPONENT	SCORE	W/L	ATT
Sep. 4	at Indianapolis	21-45	L	47,372
Sep. 11	at Dallas	17-20	L	64,402
Sep. 18	BUFFALO	7-15	L	55,424
Sep. 25	CINCINNATI	20-13	W	44,253
Oct. 3	at Pittsburgh	14-30	L	57,274
Oct. 9	BYE			
Oct. 13	CLEVELAND	8-11	L	50-364
Oct. 24	at Philadelphia	6-21	L	65,233
Oct. 30	at L.A. Raiders	14-17	L	40,473
Nov. 6	PITTSBURGH	9-12*	L	47,822
Nov. 13	at Cincinnati	31-34	L	54,908
Nov. 21	NY GIANTS	10-13	L	53,201
Nov. 27	at Cleveland	10-34	L	65,088
Dec. 4	ARIZONA	12-30	L	39,821
Dec. 11	SEATTLE	14-16	L	31,453
Dec. 18	at Kansas City	9-31	L	79,319
Dec. 24	NY JETS	24-10	W	31,176

* Overtime

1993 (12-4, AFC CENTRAL CHAMPIONS)				
DATE	OPPONENT	SCORE	W/L	ATT
Sep. 5	at New Orleans	21-33	L	69,029
Sep. 12	KANSAS CITY	30-0	W	59,780
Sep. 19	at San Diego	17-18	L	58,519
Sep. 26	L.A. RAMS	13-28	L	53,072
Oct. 3	BYE			
Oct. 11	at Buffalo	7-35	L	79,613
Oct. 17	at New England	28-14	W	51,037
Oct. 24	CINCINNATI	28-12	W	50,039
Oct. 31	BYE			
Nov. 7	SEATTLE	24-14	W	50,447
Nov. 14	at Cincinnati	38-3	W	42,347
Nov. 21	at Cleveland	27-20	W	71,668
Nov. 28	PITTSBURGH	23-3	W	61,238
Dec. 5	ATLANTA	33-17	W	58,186
Dec. 12	CLEVELAND	19-17	W	58,720
Dec. 19	at Pittsburgh	26-17	W	57,592
Dec. 25	at San Francisco	10-7	W	61,744
Jan. 2	NY JETS	24-0	W	61,040
Jan. 16	KANSAS CITY	20-28	L	64,011

1992 (10-6, AFC WILD CARD)				
DATE	OPPONENT	SCORE	W/L	ATT
Sep. 6	PITTSBURGH	24-29	L	63,713
Sep. 13	at Indianapolis	20-10	W	44,851
Sep. 20	KANSAS CITY	23-20*	W	60,955
Sep. 27	SAN DIEGO	27-0	W	57,491
Oct. 4	BYE			
Oct. 11	at Cincinnati	38-24	W	54,254
Oct. 18	at Denver	21-27	L	74,827
Oct. 25	CINCINNATI	26-10	W	58,701
Nov. 1	at Pittsburgh	20-21	L	58,074
Nov. 8	CLEVELAND	14-24	L	57,348
Nov. 15	at Minnesota	17-13	W	56,726
Nov. 22	at Miami	16-19	L	63,597
Nov. 26	at Detroit	24-21	W	73,711
Dec. 7	CHICAGO	24-7	W	62,193
Dec. 13	GREEN BAY	14-16	L	57,285
Dec. 20	at Cleveland	17-14	W	59,898
Dec. 27	BUFFALO	27-3	W	61,742
Jan. 3	at Buffalo	38-41*	L	75,141

* Overtime

1991 (11-5, AFC CENTRAL CHAMPIONS)				
DATE	OPPONENT	SCORE	W/L	ATT
Sep. 1	L.A. RAIDERS	47-17	W	61,367
Sep. 8	at Cincinnati	30-7	W	56,463
Sep. 16	KANSAS CITY	17-7	W	61,058
Sep. 22	at New England	20-24	L	30,702
Sep. 29	BYE			
Oct. 6	DENVER	42-14	W	59,145
Oct. 13	at NY Jets	23-20	W	70,758
Oct. 20	at Miami	17-13	W	60,705
Oct. 27	CINCINNATI	25-3	W	58,634
Nov. 3	at Washington	13-16*	L	55,096
Nov. 10	DALLAS	26-23*	W	63,001
Nov. 17	CLEVELAND	28-24	W	58,155
Nov. 24	at Pittsburgh	14-26	L	45,795
Dec. 2	PHILADELPHIA	6-13	L	62,141
Dec. 8	PITTSBURGH	31-6	W	59,225
Dec. 15	at Cleveland	17-14	W	55,680
Dec. 21	at NY Giants	20-24	L	63,421
Dec. 29	NY JETS	17-10	W	61,485
Jan. 4	at Denver	24-26	L	75,301

* Overtime

1990 (9-7, AFC CENTRAL CHAMPIONS)				
DATE	OPPONENT	SCORE	W/L	ATT
Sep. 9	at Atlanta	27-47	L	56,222
Sep. 16	at Pittsburgh	9-20	L	54,814
Sep. 23	INDIANAPOLIS	24-10	W	50,093
Sep. 30	at San Diego	17-7	W	48,762
Oct. 7	SAN FRANCISCO	21-24	L	59,931
Oct. 14	CINCINNATI	48-17	W	53,501
Oct. 21	NEW ORLEANS	23-10	W	57,908
Oct. 28	NY JETS	12-17	L	56,337
Nov. 4	at L.A. Rams	13-17	L	52,628
Nov. 11	BYE			
Nov. 18	at Cleveland	35-23	W	76,726
Nov. 26	BUFFALO	27-24	W	60,130
Dec. 2	at Seattle	10-13*	L	57,592
Dec. 9	CLEVELAND	58-14	W	54,469
Dec. 16	at Kansas City	27-10	W	61,756
Dec. 23	at Cincinnati	20-40	L	60,044
Dec. 30	PITTSBURGH	34-14	W	56,906
Jan. 6	at Cincinnati	14-41	L	60,012

* Overtime

1989 (9-7, AFC WILD CARD)				
DATE	OPPONENT	SCORE	W/L	ATT
Sep. 10	at Minnesota	7-38	L	54,015
Sep. 17	at San Diego	34-27	W	42,013
Sep. 24	BUFFALO	41-47*	L	57,278
Oct. 1	MIAMI	39-7	W	53,326
Oct. 8	at New England	13-23	L	59,828
Oct. 15	at Chicago	33-28	W	64,383
Oct. 22	PITTSBURGH	27-0	W	59,091
Oct. 29	at Cleveland	17-28	L	78,765
Nov. 5	DETROIT	35-31	W	48,056
Nov. 13	CINCINNATI	26-24	W	60,694
Nov. 19	L.A. RAIDERS	23-7	W	59,198
Nov. 26	at Kansas City	0-34	L	51,342
Dec. 3	at Pittsburgh	23-16	W	40,541
Dec. 10	TAMPA BAY	20-17	W	54,532
Dec. 17	at Cincinnati	7-61	L	47,510
Dec. 23	CLEVELAND	20-24	L	58,852
Dec. 31	PITTSBURGH	23-26*	L	58,306

* Overtime

1988 (10-6, AFC WILD CARD)				
DATE	OPPONENT	SCORE	W/L	ATT
Sep. 4	at Indianapolis	17-14*	W	57,251
Sep. 11	L.A. RAIDERS	38-35	W	46,050
Sep. 18	at NY Jets	3-45	L	64,683
Sep. 25	NEW ENGLAND	31-6	W	38,646
Oct. 2	at Philadelphia	23-32	L	64,692
Oct. 9	KANSAS CITY	7-6	W	39,134
Oct. 16	at Pittsburgh	34-14	W	52,229
Oct. 23	at Cincinnati	21-44	L	54,659
Oct. 30	WASHINGTON	41-17	W	48,781
Nov. 7	CLEVELAND	24-17	W	51,467
Nov. 13	at Seattle	24-27	L	60,446
Nov. 20	PHOENIX	38-20	W	43,843
Nov. 24	at Dallas	25-17	W	50,845
Dec. 4	PITTSBURGH	34-37	L	47,791
Dec. 11	CINCINNATI	41-6	W	50,269
Dec. 18	at Cleveland	23-28	L	74,610
Dec. 24	at Cleveland	24-23	W	74,977
Jan. 1	at Buffalo	10-17	L	79,532

* Overtime

1987 (9-6, AFC WILD CARD)				
DATE	OPPONENT	SCORE	W/L	ATT
Sep. 13	L.A. RAMS	20-16	W	33,186
Sep. 20	at Buffalo	30-34	L	56,534
Sep. 27	L.A. RAIDERS	<i>Canceled due to players' strike</i>		
+Oct. 4	at Denver	40-10	W	38,494
+Oct. 11	at Cleveland	15-10	W	38,927
+Oct. 18	NEW ENGLAND	7-21	L	26,294
Oct. 25	ATLANTA	37-33	W	29,062
Nov. 1	at Cincinnati	31-29	W	52,700
Nov. 8	at San Francisco	20-27	L	59,740
Nov. 15	at Pittsburgh	23-3	W	56,177
Nov. 22	CLEVELAND	7-40	L	51,161
Nov. 29	at Indianapolis	27-51	L	54,999
Dec. 6	SAN DIEGO	33-18	W	31,714
Dec. 13	at New Orleans	10-24	L	68,257
Dec. 20	PITTSBURGH	24-16	W	38,683
Dec. 27	CINCINNATI	21-17	W	49,775
Jan. 3	SEATTLE	23-20*	W	49,622
Jan. 10	at Denver	10-34	L	75,968

+ Replacement games

* Overtime

ALL-TIME RESULTS

1986 (5-11)				
DATE	OPPONENT	SCORE	W/L	ATT
Sep. 7	at Green Bay	31-3	W	54,065
Sep. 14	CLEVELAND	20-23	L	46,049
Sep. 21	at Kansas City	13-27	L	43,699
Sep. 29	PITTSBURGH	16-22*	L	42,001
Oct. 5	at Detroit	13-24	L	41,960
Oct. 12	CHICAGO	7-20	L	46,026
Oct. 19	at Cincinnati	28-31	L	53,844
Oct. 26	L.A. RAIDERS	17-28	L	41,641
Nov. 2	at Miami	7-28	L	43,804
Nov. 9	CINCINNATI	32-28	W	32,130
Nov. 16	at Pittsburgh	10-21	L	49,724
Nov. 23	INDIANAPOLIS	31-17	W	31,792
Nov. 30	at Cleveland	10-13*	L	62,309
Dec. 7	at San Diego	0-27	L	40,103
Dec. 14	MINNESOTA	23-10	W	32,738
Dec. 21	BUFFALO	16-7	W	31,409

* Overtime

1985 (5-11)				
DATE	OPPONENT	SCORE	W/L	ATT
Sep. 8	MIAMI	26-23	W	47,656
Sep. 15	at Washington	13-16	L	53,553
Sep. 22	at Pittsburgh	0-20	L	58,572
Sep. 29	DALLAS	10-17	L	49,686
Oct. 6	at Denver	20-31	L	74,699
Oct. 13	CLEVELAND	6-21	L	38,386
Oct. 20	CINCINNATI	44-27	W	35,590
Oct. 27	at St. Louis	20-10	W	43,190
Nov. 3	KANSAS CITY	23-20	W	41,238
Nov. 10	at Buffalo	0-20	L	21,881
Nov. 17	PITTSBURGH	7-30	L	45,977
Nov. 24	SAN DIEGO	37-35	W	34,336
Dec. 1	at Cincinnati	27-45	L	46,140
Dec. 8	NY GIANTS	14-35	L	36,576
Dec. 15	at Cleveland	21-28	L	50,793
Dec. 22	at Indianapolis	16-34	L	55,818

1984 (3-13)				
DATE	OPPONENT	SCORE	W/L	ATT
Sep. 2	L.A. RAIDERS	14-24	L	49,092
Sep. 9	INDIANAPOLIS	21-35	L	43,820
Sep. 16	at San Diego	14-31	L	52,266
Sep. 23	at Atlanta	10-42	L	45,248
Sep. 30	NEW ORLEANS	10-27	L	43,108
Oct. 7	at Cincinnati	3-13	L	43,637
Oct. 14	at Miami	10-28	L	54,080
Oct. 21	SAN FRANCISCO	21-34	L	39,900
Oct. 28	CINCINNATI	13-31	L	34,010
Nov. 4	at Pittsburgh	7-35	L	48,892
Nov. 11	at Kansas City	17-16	W	44,464
Nov. 18	NY JETS	31-20	W	40,141
Nov. 25	at Cleveland	10-27	L	46,077
Dec. 2	PITTSBURGH	23-20*	W	39,786
Dec. 9	at L.A. Rams	16-27	L	49,092
Dec. 16	CLEVELAND	20-27	L	33,676

* Overtime

1983 (2-14)				
DATE	OPPONENT	SCORE	W/L	ATT
Sep. 4	GREEN BAY	38-41*	L	44,073
Sep. 11	at L.A. Raiders	6-20	L	37,526
Sep. 18	PITTSBURGH	28-40	L	44,150
Sep. 25	at Buffalo	13-30	L	60,070
Oct. 2	at Pittsburgh	10-17	L	56,901
Oct. 9	DENVER	14-26	L	44,209
Oct. 16	at Minnesota	14-34	L	58,910
Oct. 23	KANSAS CITY	10-13*	L	39,462
Oct. 30	at Cleveland	19-25*	L	68,851
Nov. 6	CINCINNATI	14-55	L	39,706
Nov. 13	DETROIT	27-17	W	40,660
Nov. 20	at Cincinnati	10-38	L	46,375
Nov. 27	at Tampa Bay	24-33	L	38,625
Dec. 4	MIAMI	17-24	L	39,434
Dec. 11	CLEVELAND	34-27	W	29,746
Dec. 18	at Baltimore	10-20	L	20,418

* Overtime

1982 (1-8)				
DATE	OPPONENT	SCORE	W/L	ATT
Sep. 12	at Cincinnati	6-27	L	52,268
Sep. 19	SEATTLE	23-21	W	43,117
Nov. 21	PITTSBURGH	10-24	L	42,338
Nov. 28	at New England	21-29	L	33,602
Dec. 5	at NY Giants	14-17	L	71,184
Dec. 13	DALLAS	7-37	L	51,808
Dec. 19	at Philadelphia	14-35	L	44,119
Dec. 26	CLEVELAND	14-20	L	36,559
Jan. 2	CINCINNATI	27-35	L	26,522

Note: strike-shortened season

1981 (7-9)				
DATE	OPPONENT	SCORE	W/L	ATT
Sep. 6	at L.A. Rams	27-20	W	63,198
Sep. 13	at Cleveland	9-3	W	79,483
Sep. 20	MIAMI	10-16	L	47,379
Sep. 27	at NY Jets	17-33	L	50,309
Oct. 4	CINCINNATI	17-10	W	44,350
Oct. 11	SEATTLE	35-17	W	42,671
Oct. 18	at New England	10-38	L	60,474
Oct. 26	at Pittsburgh	13-26	L	52,732
Nov. 1	at Cincinnati	21-34	L	54,736
Nov. 8	OAKLAND	17-16	W	45,519
Nov. 15	at Kansas City	10-23	L	73,984
Nov. 22	NEW ORLEANS	24-27	L	49,581
Nov. 29	ATLANTA	27-31	L	40,201
Dec. 3	CLEVELAND	17-13	W	44,502
Dec. 13	at San Francisco	6-28	L	55,707
Dec. 20	PITTSBURGH	21-20	W	41,056

1980 (11-5, AFC CENTRAL CHAMPIONS)				
DATE	OPPONENT	SCORE	W/L	ATT
Sep. 7	at Pittsburgh	17-31	L	54,386
Sep. 15	at Cleveland	16-7	W	80,243
Sep. 21	BALTIMORE	21-16	W	47,878
Sep. 28	at Cincinnati	13-10	W	50,413
Oct. 5	SEATTLE	7-26	L	46,860
Oct. 12	at Kansas City	20-21	L	75,048
Oct. 19	TAMPA BAY	20-14	W	48,167
Oct. 26	CINCINNATI	23-3	W	49,189
Nov. 2	at Denver	20-16	W	74,717
Nov. 10	NEW ENGLAND	38-34	W	51,524
Nov. 16	at Chicago	10-6	W	59,390
Nov. 23	at NY Jets	28-31*	L	52,358
Nov. 30	CLEVELAND	14-17	L	61,514
Dec. 4	PITTSBURGH	6-0	W	53,960
Dec. 14	at Green Bay	22-3	W	53,201
Dec. 21	MINNESOTA	20-16	W	51,064
Dec. 28	at Oakland	7-27	L	52,762

* Overtime

1979 (11-5, AFC WILD CARD)				
DATE	OPPONENT	SCORE	W/L	ATT
Sep. 2	at Washington	29-27	W	54,582
Sep. 9	at Pittsburgh	7-38	L	49,792
Sep. 16	KANSAS CITY	20-6	W	45,684
Sep. 23	at Cincinnati	30-27*	W	45,615
Sep. 30	CLEVELAND	31-10	W	48,915
Oct. 7	ST. LOUIS	17-24	L	53,043
Oct. 14	at Baltimore	28-16	W	45,021
Oct. 21	at Seattle	14-34	L	60,705
Oct. 28	NY JETS	27-24*	W	45,825
Nov. 5	at Miami	9-6	W	70,273
Nov. 11	OAKLAND	31-17	W	48,614
Nov. 18	CINCINNATI	42-21	W	49,829
Nov. 22	at Dallas	30-24	W	63,897
Dec. 2	at Cleveland	7-14	L	69,112
Dec. 10	PITTSBURGH	20-17	W	55,293
Dec. 16	PHILADELPHIA	20-26	L	49,407
Dec. 23	DENVER	13-7	W	48,776
Dec. 29	at San Diego	17-14	W	51,192
Jan. 6	at Pittsburgh	13-27	L	50,475

* Overtime

1978 (10-6, AFC WILD CARD)				
DATE	OPPONENT	SCORE	W/L	ATT
Sep. 3	at Atlanta	14-20	L	57,328
Sep. 10	at Kansas City	20-17	W	40,213
Sep. 17	SAN FRANCISCO	20-19	W	46,161
Sep. 24	LOS ANGELES	6-10	L	45,749
Oct. 1	at Cleveland	16-13	W	72,776
Oct. 8	at Oakland	17-21	L	52,550
Oct. 15	BUFFALO	17-10	W	47,727
Oct. 23	at Pittsburgh	24-17	W	48,021
Oct. 29	at Cincinnati	13-28	L	50,532
Nov. 5	CLEVELAND	14-10	W	45,827
Nov. 12	at New England	26-23	W	60,356
Nov. 20	MIAMI	35-30	W	50,290
Nov. 26	CINCINNATI	17-10	W	43,245
Dec. 3	PITTSBURGH	3-13	L	54,261
Dec. 10	at New Orleans	17-12	W	63,169
Dec. 17	SAN DIEGO	24-45	L	49,554
Dec. 24	at Miami	17-9	W	70,036
Dec. 31	at New England	31-14	W	61,297
Jan. 7	at Pittsburgh	5-34	L	49,417

1977 (8-6)				
DATE	OPPONENT	SCORE	W/L	ATT
Sep. 18	NY JETS	20-0	W	39,488
Sep. 25	at Green Bay	16-10	W	55,071
Oct. 2	at Miami	7-27	L	49,619
Oct. 9	PITTSBURGH	27-10	W	49,226
Oct. 16	CLEVELAND	23-24	L	47,888
Oct. 23	at Pittsburgh	10-27	L	48,517
Oct. 30	at Cincinnati	10-13*	L	53,194
Nov. 6	CHICAGO	47-0	W	47,226
Nov. 13	at Oakland	29-34	L	53,667
Nov. 20	at Seattle	22-10	W	61,519
Nov. 27	KANSAS CITY	34-20	W	42,934
Dec. 4	DENVER	14-24	L	46,875
Dec. 11	at Cleveland	19-15	W	30,898
Dec. 18	CINCINNATI	21-16	W	46,212

* Overtime

1976 (5-9)				
DATE	OPPONENT	SCORE	W/L	ATT
Sep. 12	TAMPA BAY	20-0	W	42,228
Sep. 19	at Buffalo	13-3	W	61,364
Sep. 26	OAKLAND	13-14	L	42,338
Oct. 3	at New Orleans	31-26	W	51,973
Oct. 10	DENVER	17-3	W	47,928
Oct. 17	at San Diego	27-30	L	31,565
Oct. 24	CINCINNATI	7-27	L	45,499
Nov. 1	at Baltimore	14-38	L	60,020
Nov. 7	CLEVELAND	7-21	L	39,828
Nov. 14	at Cincinnati	27-31	L	53,243
Nov. 21	at Pittsburgh	16-32	L	47,947
Nov. 28	ATLANTA	20-14	W	25,838
Dec. 5	at Cleveland	10-13	L	56,025
Dec. 11	PITTSBURGH	0-21	L	44,743

1975 (10-4)				
DATE	OPPONENT	SCORE	W/L	ATT
Sep. 21	at New England	7-0	W	51,934
Sep. 28	SAN DIEGO	33-17	W	33,765
Oct. 5	CINCINNATI	19-21	L	42,412
Oct. 12	at Cleveland	40-10	W	46,531
Oct. 19	WASHINGTON	13-10	W	49,566
Oct. 26	DETROIT	24-8	W	46,904
Nov. 2	at Kansas City	17-13	W	62,989
Nov. 9	at Pittsburgh	17-24	L	49,460
Nov. 16	MIAMI	20-19	W	48,892
Nov. 24	PITTSBURGH	9-32	L	49,947
Nov. 30	at Cincinnati	19-23	L	46,128
Dec. 7	at San Francisco	27-13	W	44,015
Dec. 14	at Oakland	27-26	W	50,719
Dec. 21	CLEVELAND	21-10	W	43,770

1974 (7-7)				
DATE	OPPONENT	SCORE	W/L	ATT
Sep. 15	SAN DIEGO	21-14	W	25,317
Sep. 22	at Cleveland	7-20	L	55,242
Sep. 29	KANSAS CITY	7-17	L	28,538
Oct. 6	PITTSBURGH	7-13	L	30,049
Oct. 13	at Minnesota	10-51	L	48,006
Oct. 20	ST. LOUIS	27-31	L	26,371
Oct. 27	at Cincinnati	34-21	W	55,434
Nov. 3	at NY Jets	27-22	W	47,218
Nov. 10	at Buffalo	21-9	W	79,144
Nov. 17	CINCINNATI	20-3	W	44,054
Nov. 24	DALLAS	0-10	L	49,775
Dec. 1	at Pittsburgh	13-10	W	41,195
Dec. 8	at Denver	14-37	L	46,942
Dec. 15	CLEVELAND	28-24	W	33,299

1973 (1-13)				
DATE	OPPONENT	SCORE	W/L	ATT
Sep. 16	at NY Giants	14-34	L	57,979
Sep. 23	at Cincinnati	10-24	L	51,823
Sep. 30	PITTSBURGH	7-36	L	39,331
Oct. 7	LA RAMS	26-31	L	34,875
Oct. 14	DENVER	20-48	L	32,801
Oct. 21	at Cleveland	13-42	L	61,146
Oct. 28	at Chicago	14-35	L	43,755
Nov. 4	at Baltimore	31-27	W	52,707
Nov. 11	CLEVELAND	13-23	L	37,230
Nov. 18	at Kansas City	14-38	L	68,444
Nov. 25	NEW ENGLAND	0-32	L	27,344

ALL-TIME RESULTS

1972 (1-13)

DATE	OPPONENT	SCORE	W/L	ATT
Sep. 17	at Denver	17-30	L	51,656
Sep. 24	at Miami	13-34	L	77,821
Oct. 1	NY JETS	26-20	W	51,423
Oct. 9	OAKLAND	0-34	L	51,378
Oct. 15	at Pittsburgh	7-24	L	42,929
Oct. 22	CLEVELAND	17-23	L	38,113
Oct. 29	at Cincinnati	7-30	L	59,409
Nov. 5	at Cleveland	0-20	L	61,985
Nov. 12	PHILADELPHIA	17-18	L	34,175
Nov. 19	GREEN BAY	10-23	L	41,752
Nov. 26	at San Diego	20-34	L	46,289
Dec. 3	at Atlanta	10-20	L	58,850
Dec. 10	PITTSBURGH	3-9	L	36,528
Dec. 17	CINCINNATI	17-61	L	32,482

1971 (4-9-1)

DATE	OPPONENT	SCORE	W/L	ATT
Sep. 19	at Cleveland	0-31	L	73,387
Sep. 26	KANSAS CITY	16-20	L	46,498
Oct. 3	NEW ORLEANS	13-13	T	47,966
Oct. 10	at Washington	13-22	L	55,041
Oct. 17	DETROIT	7-31	L	45,885
Oct. 24	at Pittsburgh	16-23	L	45,872
Oct. 31	CINCINNATI	10-6	W	37,947
Nov. 7	at New England	20-28	L	53,155
Nov. 14	at Oakland	21-41	L	54,705
Nov. 21	at Cincinnati	13-28	L	59,390
Nov. 28	CLEVELAND	24-37	L	37,921
Dec. 5	PITTSBURGH	29-3	W	37,778
Dec. 12	at Buffalo	20-14	W	28,107
Dec. 19	SAN DIEGO	49-33	W	35,959

1970 (3-10-1)

DATE	OPPONENT	SCORE	W/L	ATT
Sep. 20	at Pittsburgh	19-7	W	45,538
Sep. 27	MIAMI	10-20	L	39,840
Oct. 4	at Cincinnati	20-13	W	55,094
Oct. 11	BALTIMORE	20-24	L	48,050
Oct. 18	PITTSBURGH	3-7	L	42,799
Oct. 25	at San Diego	31-31	T	41,427
Nov. 1	at St. Louis	0-44	L	47,911
Nov. 8	at Kansas City	9-24	L	49,810
Nov. 15	SAN FRANCISCO	20-30	L	43,040
Nov. 22	at Cleveland	14-28	L	74,723
Nov. 29	DENVER	31-21	W	35,733
Dec. 7	CLEVELAND	10-21	L	50,582
Dec. 13	CINCINNATI	20-30	L	34,435
Dec. 20	at Dallas	10-52	L	50,504

1969 (6-6-2, AFL WILD CARD)

DATE	OPPONENT	SCORE	W/L	ATT
Sep. 14	at Oakland	17-21	L	49,361
Sep. 21	at Buffalo	17-3	W	40,146
Sep. 28	MIAMI	22-10	W	41,086
Oct. 5	BUFFALO	28-14	W	46,485
Oct. 12	at Kansas City	0-24	L	45,805
Oct. 19	at New York	17-26	L	63,841
Oct. 26	DENVER	24-21	W	45,348
Nov. 2	at Boston	0-24	L	19,006
Nov. 9	CINCINNATI	31-31	T	45,298
Nov. 16	at Denver	20-20	T	45,002
Nov. 23	at Miami	32-7	W	27,218
Nov. 27	SAN DIEGO	17-21	L	40,065
Dec. 6	NEW YORK	26-34	L	51,923
Dec. 14	BOSTON	27-23	W	39,215
Dec. 21	at Oakland	7-56	L	53,539

1968 (7-7)

DATE	OPPONENT	SCORE	W/L	ATT
Sep. 9	KANSAS CITY	21-26	L	45,083
Sep. 14	at Miami	24-10	W	40,067
Sep. 21	at San Diego	14-30	L	46,217
Sep. 29	OAKLAND	15-24	L	46,098
Oct. 6	MIAMI	7-24	L	36,109
Oct. 13	at Boston	16-0	W	32,502
Oct. 20	NEW YORK	14-20	L	51,710
Oct. 27	at Buffalo	30-7	W	34,339
Nov. 3	at Cincinnati	27-17	W	24,012
Nov. 10	at New York	7-26	L	60,242
Nov. 17	DENVER	38-17	W	36,075
Nov. 28	at Kansas City	10-24	L	48,493
Dec. 7	BUFFALO	35-6	W	34,110
Dec. 15	BOSTON	45-17	W	34,198

1967 (9-4-1, AFL EAST CHAMPIONS)

DATE	OPPONENT	SCORE	W/L	ATT
Sep. 9	KANSAS CITY	20-25	L	28,003
Sep. 17	at Buffalo	20-3	W	41,384
Sep. 24	at San Diego	3-13	L	36,032
Oct. 1	DENVER	10-6	W	21,798
Oct. 15	at New York	28-28	T	62,729
Oct. 22	at Kansas City	24-19	W	46,365
Oct. 29	BUFFALO	10-3	W	30,060
Nov. 5	at Boston	7-18	L	19,422
Nov. 12	at Denver	20-18	W	30,392
Nov. 26	BOSTON	27-6	W	28,044
Dec. 3	MIAMI	17-14	W	20,979
Dec. 10	OAKLAND	7-19	L	36,375
Dec. 16	SAN DIEGO	24-17	W	19,870
Dec. 23	at Miami	41-10	W	25,982
Dec. 31	at Oakland	7-40	L	53,330

1966 (3-11)

DATE	OPPONENT	SCORE	W/L	ATT
Sep. 3	DENVER	45-7	W	30,156
Sep. 10	OAKLAND	31-0	W	31,763
Sep. 18	at New York	13-52	L	54,681
Sep. 25	at Buffalo	20-27	L	42,526
Oct. 2	at Denver	38-40	L	27,203
Oct. 16	NEW YORK	24-0	W	30,823
Oct. 23	MIAMI	13-20	L	23,173
Oct. 30	at Kansas City	23-48	L	31,676
Nov. 6	at Oakland	23-38	L	34,102
Nov. 13	at Boston	21-27	L	23,426
Nov. 20	BUFFALO	20-42	L	27,312
Dec. 4	SAN DIEGO	22-28	L	17,569
Dec. 11	BOSTON	14-38	L	17,100
Dec. 18	at Miami	28-29	L	20,045

1965 (4-10)

DATE	OPPONENT	SCORE	W/L	ATT
Sep. 12	NEW YORK	27-21	W	52,680
Sep. 19	BOSTON	31-10	W	32,445
Sep. 26	at Oakland	17-21	L	18,166
Oct. 3	at San Diego	14-31	L	28,190
Oct. 17	at Denver	17-28	L	32,492
Oct. 24	KANSAS CITY	38-36	W	34,670
Oct. 31	at Buffalo	19-17	W	44,267
Nov. 7	OAKLAND	21-33	L	35,729
Nov. 14	DENVER	21-31	L	28,126
Nov. 21	at New York	14-41	L	55,312
Nov. 28	at Kansas City	21-52	L	16,459
Dec. 5	BUFFALO	18-29	L	23,087
Dec. 12	SAN DIEGO	26-37	L	24,120
Dec. 18	at Boston	14-42	L	14,508

1964 (4-10)

DATE	OPPONENT	SCORE	W/L	ATT
Sep. 12	at San Diego	21-27	L	22,632
Sep. 19	OAKLAND	42-28	W	26,482
Sep. 27	at Denver	38-17	W	22,651
Oct. 4	at Kansas City	7-28	L	22,727
Oct. 11	BUFFALO	17-48	L	26,218
Oct. 17	at New York	21-24	L	32,840
Oct. 25	SAN DIEGO	17-20	L	21,671
Nov. 1	at Buffalo	10-24	L	40,119
Nov. 6	at Boston	24-25	L	28,161
Nov. 15	at Oakland	10-20	L	16,375
Nov. 22	KANSAS CITY	19-28	L	17,782
Nov. 29	BOSTON	17-34	L	17,560
Dec. 13	NEW YORK	33-17	W	16,225
Dec. 20	DENVER	34-15	W	15,839

1963 (6-8)

DATE	OPPONENT	SCORE	W/L	ATT
Sep. 7	OAKLAND	13-24	L	24,749
Sep. 14	DENVER	20-14	W	22,855
Sep. 22	at New York	17-24	L	9,336
Sep. 28	at Buffalo	31-20	W	32,340
Oct. 6	at Kansas City	7-28	L	27,801
Oct. 13	at Denver	33-24	W	24,087
Oct. 20	BUFFALO	28-14	W	23,948
Oct. 27	KANSAS CITY	28-7	W	26,331
Nov. 1	at Boston	3-45	L	31,185
Nov. 10	NEW YORK	31-27	W	23,615
Dec. 1	at San Diego	0-27	L	31,713
Dec. 8	BOSTON	28-46	L	23,462
Dec. 15	SAN DIEGO	14-20	L	18,540
Dec. 22	at Oakland	49-52	L	17,401

1962 (11-3, AFL EAST CHAMPIONS)

DATE	OPPONENT	SCORE	W/L	ATT
Sep. 9	at Buffalo	28-23	W	31,236
Sep. 16	at Boston	21-34	L	32,276
Sep. 23	at San Diego	42-17	W	28,061
Oct. 7	BUFFALO	17-14	W	26,350
Oct. 14	NEW YORK	56-17	W	20,650
Oct. 21	at Denver	10-20	L	34,496
Oct. 28	DALLAS	7-31	L	31,750
Nov. 4	at Dallas	14-6	W	29,017
Nov. 11	at Oakland	28-20	W	11,000
Nov. 18	BOSTON	21-17	W	35,250
Nov. 25	SAN DIEGO	33-27	W	28,235
Dec. 2	DENVER	34-17	W	30,650
Dec. 9	OAKLAND	32-17	W	27,400
Dec. 15	at New York	44-10	W	8,167
Dec. 23	DALLAS	17-20*	L	37,981

* Overtime

1961 (10-3-1, AFL EAST CHAMPIONS)

DATE	OPPONENT	SCORE	W/L	ATT
Sep. 9	OAKLAND	55-0	W	16,231
Sep. 24	at San Diego	24-34	L	29,210
Oct. 1	at Dallas	21-26	L	28,000
Oct. 8	BUFFALO	12-22	L	22,761
Oct. 13	at Boston	31-31	T	15,070
Oct. 22	DALLAS	38-7	W	21,237
Oct. 29	at Buffalo	28-16	W	23,228
Nov. 5	at Denver	55-14	W	11,564
Nov. 12	BOSTON	27-15	W	35,649
Nov. 19	NEW YORK	49-13	W	33,428
Nov. 26	DENVER	45-14	W	27,864
Dec. 3	SAN DIEGO	33-13	W	37,845
Dec. 10	at New York	48-21	W	9,462
Dec. 17	at Oakland	47-16	W	4,821
Dec. 24	at San Diego	10-3	W	29,556

1960 (10-4, AFL EAST CHAMPIONS)

DATE	OPPONENT	SCORE	W/L	ATT
Sep. 11	at Oakland	37-22	W	12,703
Sep. 18	LOS ANGELES	38-28	W	20,156
Sep. 25	OAKLAND	13-14	L	16,421
Oct. 9	NEW YORK	27-21	W	16,151
Oct. 16	DALLAS	20-10	W	19,026
Oct. 23	at New York	42-28	W	21,000
Oct. 30	at Buffalo	24-25	L	23,001
Nov. 6	at Denver	45-25	W	14,489
Nov. 13	at Los Angeles	21-24	L	21,805
Nov. 20	DENVER	20-10	W	20,778
Nov. 25	at Boston	24-10	W	27,123
Dec. 4	at Dallas	0-24	L	20,000
Dec. 11	BUFFALO	31-23	W	25,247
Dec. 18	BOSTON	37-21	W	22,352
Jan. 1	LOS ANGELES	24-16	W	32,183

TITANS VS. THE NFL

All-time regular season and playoff records versus 31 current NFL opponents

OPPONENT	FIRST MEETING	REGULAR SEASON			POSTSEASON			COMBINED			STREAK	LAST TIME
		HOME	AWAY	TOTAL	HOME	AWAY	TOTAL	HOME	AWAY	TOTAL		
Arizona Cardinals	1970	2-4-0	2-3-0	4-7-0	0-0	0-0	0-0	2-4-0	2-3-0	4-7-0	L2	12/10/17 at Ari, L 7-12
Atlanta Falcons	1972	5-2-0	3-5-0	8-7-0	0-0	0-0	0-0	5-2-0	3-5-0	8-7-0	W1	9/29/19 at Atl, W 24-10
Baltimore Ravens	1996	6-5-0	5-5-0	11-10-0	0-2	2-0	2-2	6-7-0	7-5-0	13-12-0	W2	11/22/20 at Bal, W 30-24
Buffalo Bills	1960	14-8-0	14-9-0	28-17-0	1-0	0-2	1-2	15-8-0	14-11-0	29-19-0	W1	10/13/20 at Ten, W 42-16
Carolina Panthers	1996	1-2-0	2-1-0	3-3-0	0-0	0-0	0-0	1-2-0	2-1-0	3-3-0	L2	11/3/19 at Car, L 20-30
Chicago Bears	1973	3-4-0	4-2-0	7-6-0	0-0	0-0	0-0	3-4-0	4-2-0	7-6-0	W2	11/8/20 at Ten, W 24-17
Cincinnati Bengals	1968	23-13-1	17-21-0	40-34-1	0-0	0-1	0-1	23-13-1	17-22-0	40-35-1	L1	11/1/20 at Cin, L 20-31
Cleveland Browns	1970	14-20-0	17-16-0	31-36-0	0-0	1-0	1-0	14-20-0	17-16-0	31-36-0	L1	12/6/20 at Ten, L 35-41
Dallas Cowboys	1970	2-5-0	5-3-0	7-8-0	0-0	0-0	0-0	2-5-0	5-3-0	7-8-0	W1	11/5/18 at Dal, W 28-14
Denver Broncos	1960	15-6-0	8-10-1	23-16-1	1-0	0-2	1-2	16-6-0	8-12-1	24-18-1	W1	9/14/20 at Den, W 16-14
Detroit Lions	1971	6-2-0	4-1-0	10-3-0	0-0	0-0	0-0	6-2-0	4-1-0	10-3-0	W6	12/20/20 at Ten, W 46-25
Green Bay Packers	1972	3-3-0	4-3-0	7-6-0	0-0	0-0	0-0	3-3-0	4-3-0	7-6-0	L1	12/27/20 at GB, L 14-40
Houston Texans	2002	12-7-0	9-10-0	21-17-0	0-0	0-0	0-0	12-7-0	9-10-0	21-17-0	W3	1/3/21 at Hou, W 41-38
Indianapolis Colts	1970	8-16-0	9-19-0	17-35-0	0-0	1-0	1-0	8-16-0	10-19-0	18-35-0	W1	11/29/20 at Ind, W 45-26
Jacksonville Jaguars	1995	17-9-0	14-12-0	31-21-0	0-0	1-0	1-0	17-9-0	15-12-0	32-21-0	W3	12/13/20 at Jax, W 31-10
Kansas City Chiefs	1960	13-10-0	10-17-0	23-27-0	0-2	1-1	1-3	13-12-0	11-18-0	24-30-0	L1	1/19/20 at KC, L 24-35
Las Vegas Raiders	1960	15-14-0	6-12-0	21-26-0	0-0	0-4	0-4	15-14-0	6-16-0	21-30-0	W1	12/8/19 at Oak, W 42-21
Los Angeles Chargers	1960	12-9-0	3-18-1	15-27-1	1-0	2-1	3-1	13-9-0	5-19-1	18-28-1	W1	10/20/19 at Ten, W 23-20
Los Angeles Rams	1973	3-4-0	2-3-0	5-7-0	0-0	0-0	0-1*	3-4-0	2-3-0	5-8-0*	L1	12/24/17 at Ten, L 23-27
Miami Dolphins	1966	8-8-0	8-13-0	16-21-0	0-0	1-0	1-0	8-8-0	9-13-0	17-21-0	L2	9/9/18 at Mia, L 20-27
Minnesota Vikings	1974	3-2-0	2-7-0	5-9-0	0-0	0-0	0-0	3-2-0	2-7-0	5-9-0	W1	9/27/20 at Min, W 31-30
New England Patriots	1960	11-7-0	5-16-1	16-23-1	0-0	2-2	2-2	11-7-0	7-18-1	18-25-1	W2	1/4/20 at NE, W 20-13
New Orleans Saints	1971	2-4-1	6-2-0	8-6-1	0-0	0-0	0-0	2-4-1	6-2-0	8-6-1	L1	12/22/19 at TEN, L 28-38
New York Giants	1973	3-3-0	3-3-0	6-6-0	0-0	0-0	0-0	3-3-0	3-3-0	6-6-0	W1	12/16/18 at NY, W 17-0
New York Jets	1960	18-6-0	6-13-1	24-19-1	1-0	0-0	1-0	19-7-0	6-12-1	25-19-1	W1	12/2/18 at Ten, W 26-22
Philadelphia Eagles	1972	3-3-0	2-4-0	5-7-0	0-0	0-0	0-0	3-3-0	2-4-0	5-7-0	W1	9/30/18 at Ten, W 26-23 OT
Pittsburgh Steelers	1970	19-19-0	12-25-0	31-44-0	1-1	0-2	1-3	20-20-0	12-27-0	32-47-0	L3	10/25/20 at Ten, L 24-27
San Francisco 49ers	1970	2-5-0	3-4-0	5-9-0	0-0	0-0	0-0	2-5-0	3-4-0	5-9-0	L2	12/17/17 at SF, L 23-25
Seattle Seahawks	1977	4-3-0	2-7-0	6-10-0	1-0	0-0	1-0	5-3-0	2-7-0	7-10-0	W1	9/24/17 at Ten, W 33-27
Tampa Bay Buccaneers	1976	8-0-0	2-2-0	10-2-0	0-0	0-0	0-0	8-0-0	2-2-0	10-2-0	W3	10/27/19 at Ten, W 27-23
Washington Football Team	1971	4-2-0	3-4-0	7-6-0	0-0	0-0	0-0	3-2-0	3-4-0	6-6-0	W1	12/22/18 at Ten, W 25-16

* Series vs. Los Angeles includes Super Bowl XXXIV loss in Atlanta, Ga.

^ Game played in London, U.K.

Notes: The Cardinals were previously the Phoenix Cardinals (1988-93), St. Louis Cardinals (1960-87) and Chicago Cardinals (1920-59). The Bears were previously the Decatur Staleys (1920) and Chicago Staleys (1921). The Browns did not play from 1996-98 and rejoined league as expansion team in 1999. The Colts were previously the Baltimore Colts (1953-83). The Chiefs were previously the Dallas Texans (1960-62). The Patriots were previously the Boston Patriots (1960-70). The Jets were previously the New York Titans (1960-62). The Raiders were previously the Oakland Raiders (1960-81 and 1995-2019) and the Los Angeles Raiders (1982-94). The Rams were previously the Cleveland Rams (1937-42, 1944-45) and the St. Louis Rams (1995-2015).

TEAM-BY-TEAM RESULTS

Oilers/Titans Home Stadium Dates

1960-64: Jeppesen Stadium, Houston
 1965-67: Rice Stadium, Houston
 1968-96: Astrodome, Houston
 1997: Liberty Bowl, Memphis
 1998: Vanderbilt Stadium, Nashville
 1999-Present: Nissan Stadium, Nashville

Abbreviations

AFL Champ - AFL Championship game
 AFL Div - AFL Divisional playoff game
 WC - first round playoff game (Wild Card)
 Div - Divisional playoff game
 Champ - AFC Championship game
 SB - Super Bowl XXXIV



vs. ARIZONA CARDINALS

Regular Season: 4-7 (Home 2-4, Away 2-3) • Playoffs: 0-0

Date	Site	W/L	Score
11-1-70	St.L	L	0-44
10-20-74	Hou	L	27-31
10-7-79	Hou	L	17-24
10-27-85	St.L	W	20-10
11-20-88	Hou	W	38-20
12-4-94	Hou	L	12-30
10-26-97	Ariz	W	41-14
10-23-05	Ariz	L	10-20

Date	Site	W/L	Score
11-29-09	Tenn	W	20-17
12-15-13	Tenn	L	34-37 OT
12-10-17	Ariz	L	7-12

Points: Titans 226, Cardinals 259
 Longest Win Streak: 2 (1985-88)
 Longest Losing Streak: 3 (1970-79)
 At Nissan Stadium: 1-1
 At Univ. of Phoenix Stadium: 0-1



vs. ATLANTA FALCONS

Regular Season: 8-7 (Home 5-2, Away 3-5) • Playoffs: 0-0

Date	Site	W/L	Score
12-3-72	Atl	L	10-20
11-28-76	Hou	W	20-14
9-3-78	Atl	L	14-20
11-29-81	Hou	L	27-31
9-23-84	Atl	L	10-42
10-25-87	Hou	W	37-33

Date	Site	W/L	Score
9-9-90	Atl	L	27-47
12-5-93	Hou	W	33-17
10-13-96	Atl	W	23-13
12-19-99	Tenn	W	30-17
11-23-03	Atl	W	38-31
10-7-07	Tenn	W	20-13

Points: Titans 337, Falcons 341
 Longest Win Streak: 5 (1993-2007)
 Longest Losing Streak: 3 (1978-84)
 At Nissan Stadium: 2-1
 At Georgia Dome: 2-1
 At Mercedes-Benz Stadium: 1-0



vs. BALTIMORE RAVENS

Regular Season: 11-10 (Home 6-5, Away 5-5) • Playoffs: 2-2 (Home 0-2, Away 2-0)

Date	Site	W/L	Score
9-15-96	Hou	W	29-13
12-22-96	Balt	W	24-21 OT
9-21-97	Tenn	L	10-36
12-14-97	Balt	L	19-21
10-11-98	Balt	W	12-8
12-6-98	Tenn	W	16-14
10-10-99	Tenn	W	14-11
12-5-99	Balt	L	14-41
10-22-00	Balt	W	14-6

Date	Site	W/L	Score
11-12-00	Tenn	L	23-24
1-7-01	Tenn	L	10-24 (Div)
10-7-01	Balt	L	7-26
11-12-01	Tenn	L	10-16
11-24-02	Balt	L	12-13
1-3-04	Balt	W	20-17 (WC)
9-18-05	Tenn	W	25-10
11-12-06	Tenn	L	26-27
10-05-08	Balt	W	13-10

Date	Site	W/L	Score
1-10-09	Tenn	L	10-13 (Div)
9-18-11	Tenn	W	26-13
11-9-14	Balt	L	7-21
11-5-17	Tenn	W	23-20
10-14-18	Tenn	L	0-21
1-11-20	Balt	W	28-12 (Div)
11-22-20	Balt	W	30-24 OT

Points: Titans 422, Ravens 462
 Longest Win Streak: 3 (1998-99)
 Longest Losing Streak: 5 (2000-02)
 At Nissan Stadium: 4-6
 At M&T Bank Stadium: 6-4
 Series Sweeps: Titans (1996, 98); Ravens (1997, 2001)



vs. BUFFALO BILLS

Regular Season: 28-16 (Home 14-8, Away 14-8) • Playoffs: 1-2 (Home 1-0, Away 0-2)

Date	Site	W/L	Score
10-30-60	Buff	L	24-25
12-11-60	Hou	W	31-23
10-8-61	Hou	L	12-22
10-29-61	Buff	W	28-16
9-9-62	Buff	W	28-23
10-7-62	Hou	W	17-14
9-28-63	Buff	W	31-20
10-20-63	Hou	W	28-14
10-11-64	Hou	L	17-48
11-1-64	Buff	L	10-24
10-31-65	Buff	W	19-17
12-5-65	Hou	L	18-29
9-25-66	Buff	L	20-27
11-20-66	Hou	L	20-42
9-17-67	Buff	W	20-3

Date	Site	W/L	Score
10-29-67	Hou	W	10-3
10-27-68	Buff	W	30-7
12-7-68	Hou	W	35-6
9-21-69	Buff	W	17-3
10-5-69	Hou	W	28-14
12-12-71	Buff	W	20-14
11-10-74	Buff	W	21-9
9-19-76	Buff	W	13-3
10-15-78	Hou	W	17-10
9-25-83	Buff	L	13-30
11-10-85	Buff	L	0-20
12-21-86	Hou	W	16-7
9-20-87	Buff	L	30-34
1-1-89	Buff	L	10-17 (Div)
9-24-89	Hou	L	41-47 OT

Date	Site	W/L	Score
11-26-90	Hou	W	27-24
12-27-92	Hou	W	27-3
1-3-93	Buff	L	38-41 OT (WC)
10-11-93	Buff	L	7-35
9-18-94	Hou	L	7-15
12-24-95	Buff	W	28-17
11-23-97	Tenn	W	31-14
1-8-00	Tenn	W	22-16 (WC)
9-3-00	Buff	L	13-16
12-14-03	Tenn	W	28-26
12-24-06	Buff	W	30-29
11-15-09	Tenn	W	41-17
12-4-11	Buff	W	23-17
10-21-12	Buff	W	35-34
10-11-15	Tenn	L	13-14

Points: Titans 1,042, Bills 918
 Longest Win Streak: 10 (1967-78)
 Longest Losing Streak: 3 (last 2015-19)
 At Nissan Stadium: 4-1 overall (1-0 post)
 At Ralph Wilson Stadium: 6-7 overall (0-2 postseason)
 At New Era Field: 0-1 overall
 Series Sweeps: Titans (1962, 63, 67, 68, 69); Bills (1964, 66)



vs. CAROLINA PANTHERS

Regular Season: 3-3 (Home 1-2, Away 2-1) • Playoffs: 0-0

Date	Site	W/L	Score
11-24-96	Hou	L	6-31
10-19-03	Car	W	37-17
11-4-07	Tenn	W	20-7
11-13-11	Car	W	30-3
11-15-15	Tenn	L	10-27

Date	Site	W/L	Score
11-3-19	Car	L	20-30

Total Points: Titans 123, Panthers 115
 Longest Win Streak: 3 (2003-11)
 Longest Losing Streak: 2 (2015-19)
 At Nissan Stadium: 1-1
 At Bank of America Stadium: 2-1



vs. CHICAGO BEARS

Regular Season: 7-6 (Home 3-4, Away 4-2) • Playoffs: 0-0

Date	Site	W/L	Score	Date	Site	W/L	Score	Date	Site	W/L	Score	Total Points:
10-28-73	Chi	L	14-35	12-7-92	Hou	W	24-7	11-4-12	Tenn	L	20-51	Titans 296, Bears 266
11-6-77	Hou	W	47-0	10-22-95	Chi	L	32-35	11-27-16	Chi	W	27-21	Longest Win Streak: 2 (last 1989-92)
11-16-80	Chi	W	10-6	10-25-98	Tenn	L	20-23	11-8-20	Tenn	W	24-17	Longest Losing Streak: 3 (1995-04)
10-12-86	Hou	L	7-20	11-14-04	Tenn	L	17-19 OT					At Nissan Stadium: 1-2
10-15-89	Chi	W	33-28	11-9-08	Chi	W	21-14					At Soldier Field: 4-2



vs. CINCINNATI BENGALS

Regular Season: 40-34-1 (Home 23-13-1, Away 17-21) • Playoffs: 0-1 (Home 0-0, Away 0-1)

Date	Site	W/L	Score	Date	Site	W/L	Score	Date	Site	W/L	Score	Date	Site	W/L	Score	Total Points:
11-3-68	Cin	W	27-17	9-28-80	Cin	W	13-10	1-6-91	Cin	L	14-41 (WC)	1-6-02	Tenn	L	21-23	Titans 1,745, Bengals 1,785
11-9-69	Hou	T	31-31	10-26-80	Hou	W	23-3	9-8-91	Cin	W	30-7	10-27-02	Cin	W	30-24	Longest Win Streak: 7 (last 1998-01)
10-4-70	Cin	W	20-13	10-4-81	Hou	W	17-10	10-27-91	Hou	W	35-3	10-31-04	Tenn	W	27-20	Longest Losing Streak: 7 (1981-84)
12-13-70	Hou	L	20-30	11-1-81	Cin	L	21-34	10-11-92	Cin	W	38-24	10-16-05	Tenn	L	23-31	At Nissan Stadium: 4-3
10-31-71	Hou	W	10-6	9-12-82	Cin	L	6-27	10-25-92	Hou	W	26-10	11-25-07	Cin	L	6-35	At Paul Brown Stadium: 4-3
11-21-71	Cin	L	13-28	1-2-83	Hou	L	27-35	10-24-93	Hou	W	28-12	9-14-08	Cin	W	24-7	Series Sweeps: Titans (1974, 79, 80, 87, 91, 92, 93, 98, 99, 00); Bengals (1972, 73, 75, 76, 82, 83, 84)
10-29-72	Cin	L	7-30	11-6-83	Hou	L	14-55	11-14-93	Cin	W	38-3	11-6-11	Tenn	L	17-24	
12-17-72	Hou	L	17-61	11-20-83	Cin	L	10-38	9-25-94	Hou	W	20-13	9-21-14	Cin	L	7-33	
9-23-73	Cin	L	10-24	10-7-84	Cin	L	3-13	11-13-94	Cin	L	31-34	11-12-17	Tenn	W	24-20	
12-16-73	Hou	L	24-27	10-28-84	Hou	L	13-31	9-24-95	Cin	W	38-28	11-1-20	Cin	L	20-31	
10-27-74	Cin	W	21-34	10-20-85	Hou	W	27-44	11-12-95	Hou	L	25-32					
11-17-74	Hou	W	20-3	12-1-85	Cin	L	27-45	10-6-96	Cin	W	30-27 OT					
10-5-75	Hou	L	19-21	10-19-86	Cin	L	28-31	12-15-96	Hou	L	13-21					
11-30-75	Cin	L	19-23	11-9-86	Hou	W	32-28	10-12-97	Tenn	W	30-7					
10-24-76	Hou	L	7-27	11-1-87	Cin	W	31-29	12-4-97	Cin	L	14-41					
11-14-76	Cin	L	27-31	12-27-87	Hou	W	21-17	9-6-98	Cin	W	23-14					
10-30-77	Cin	L	10-13 OT	10-23-88	Cin	L	21-44	10-18-98	Tenn	W	44-14					
12-18-77	Hou	W	21-16	12-11-88	Hou	W	41-6	9-12-99	Tenn	W	36-35					
10-29-78	Cin	L	13-28	11-13-89	Hou	W	26-24	11-14-99	Cin	W	24-14					
11-26-78	Hou	W	17-10	12-17-89	Cin	L	7-61	10-8-00	Cin	W	23-14					
9-23-79	Cin	W	30-27 OT	10-14-90	Hou	W	48-17	12-10-00	Tenn	W	35-3					
11-18-79	Hou	W	42-21	12-23-90	Cin	L	20-40	11-18-01	Cin	W	20-7					



vs. CLEVELAND BROWNS

Regular Season: 31-36 (Home 14-20, Away 17-16) • Playoffs: 1-0 (Home 0-0, Away 1-0)

Date	Site	W/L	Score	Date	Site	W/L	Score	Date	Site	W/L	Score	Date	Site	W/L	Score	Total Points:
11-22-70	Clev	L	14-28	9-15-80	Clev	W	7-16	11-18-90	Clev	W	35-23	12-7-08	Tenn	W	28-9	Titans 1,368, Browns 1,364
12-7-70	Hou	L	10-21	11-30-80	Hou	L	14-17	12-9-90	Hou	W	58-14	10-2-11	Clev	W	31-13	Longest Win Streak: 6 (1995-01)
9-19-71	Clev	L	0-31	9-13-81	Clev	W	9-3	11-17-91	Hou	W	28-24	10-5-14	Tenn	L	28-29	Longest Losing Streak: 9 (1970-74)
11-28-71	Hou	L	24-27	12-3-81	Hou	W	17-13	12-15-91	Clev	W	17-14	10-16-16	Tenn	L	14-28	At Nissan Stadium: 4-4
10-22-72	Hou	L	17-23	12-26-82	Hou	L	14-20	11-8-92	Hou	L	14-24	9-20-15	Clev	L	14-28	At FirstEnergy Stadium: 6-2
11-5-72	Clev	L	0-20	10-30-83	Clev	L	19-25 OT	12-20-92	Clev	W	17-14	10-16-16	Tenn	W	28-26	Series Sweeps: Titans (1975, 78, 81, 90, 91, 93, 99, 00); Browns (1970, 71, 72, 73, 76, 84, 85, 86, 89, 94)
10-21-73	Clev	L	13-42	12-11-83	Hou	W	27-34	11-21-93	Clev	W	27-20	10-22-17	Clev	W	12-9	
11-11-73	Hou	L	13-23	11-25-84	Clev	L	10-27	12-12-93	Hou	W	19-17	9-8-19	Clev	W	43-13	
9-22-74	Clev	L	7-20	12-16-84	Hou	L	20-27	10-13-94	Hou	L	8-11	12-6-20	Tenn	L	35-41	
12-15-74	Hou	W	24-28	10-13-85	Hou	L	6-21	11-27-94	Clev	L	10-34					
10-12-75	Clev	W	10-40	12-15-85	Clev	L	21-28	9-17-95	Hou	L	7-14					
12-21-75	Hou	W	10-21	9-14-86	Hou	L	20-23	11-5-95	Clev	W	37-10					
11-7-76	Hou	L	7-21	11-30-86	Clev	L	10-13 OT	9-19-99	Tenn	W	26-9					
12-5-76	Clev	L	10-13	10-11-87	Clev	W	15-10	11-28-99	Clev	W	33-21					
10-16-77	Hou	L	23-24	11-22-87	Hou	L	7-40	11-19-00	Tenn	W	24-10					
12-11-77	Clev	W	15-19	11-7-88	Hou	W	24-17	12-17-00	Clev	W	24-0					
10-1-78	Clev	W	13-16	12-18-88	Clev	L	23-28	12-2-01	Clev	W	31-15					
11-5-78	Hou	W	10-14	12-24-88	Clev	W	24-23 (WC)	12-30-01	Tenn	L	38-41					
9-30-79	Hou	W	31-10	10-29-89	Clev	L	17-28	9-22-02	Tenn	L	28-31 OT					
12-2-79	Clev	L	7-14	12-23-89	Hou	L	20-24	11-6-05	Clev	L	14-20					



vs. DALLAS COWBOYS

Regular Season: 7-8 (Home 2-5, Away 5-3) • Playoffs: 0-0

Date	Site	W/L	Score	Date	Site	W/L	Score	Total Points:
12-20-70	Dal	L	10-52	11-27-97	Dal	W	27-14	Titans 282, Cowboys 347
11-24-74	Hou	L	0-10	12-25-00	Tenn	W	31-0	Longest Win Streak: 2 (last 1997-00)
11-22-79	Dal	W	30-24	9-15-02	Dal	L	13-21	Longest Losing Streak: 2 (last 2002-06)
12-13-82	Hou	L	7-37	10-1-06	Tenn	L	14-45	At Nissan Stadium: 1-1
9-29-85	Hou	L	10-17	10-10-10	Dal	W	34-27	At AT&T Stadium: 2-0
11-24-88	Dal	W	25-17	9-14-14	Tenn	L	10-26	
11-10-91	Hou	W	26-23 OT	11-5-18	Dal	W	28-14	
9-11-94	Dal	L	17-20					



vs. DENVER BRONCOS

Regular Season: 23-16-1 (Home 15-6, Away 8-10-1) • Playoffs: 1-2 (Home 1-0, Away 0-2)

Date	Site	W/L	Score
11-6-60	Den	W	45-25
11-20-60	Hou	W	20-10
11-5-61	Den	W	55-13
11-26-61	Hou	W	45-14
10-21-62	Den	L	10-20
12-2-62	Hou	W	34-17
9-14-63	Hou	W	14-20
10-13-63	Den	W	33-24
9-27-64	Den	W	38-17
12-20-64	Hou	W	34-15
10-17-65	Den	L	17-28
11-14-65	Hou	L	21-31
9-3-66	Hou	W	45-7
10-2-66	Den	L	38-40

Date	Site	W/L	Score
10-1-67	Hou	W	10-6
11-12-67	Den	W	20-18
11-17-68	Hou	W	38-17
10-26-69	Hou	W	24-21
11-16-69	Den	T	20-20
11-29-70	Hou	W	31-21
9-17-72	Den	L	17-30
10-14-73	Hou	L	20-48
12-8-74	Den	L	14-38
10-10-76	Hou	W	17-3
12-4-77	Hou	L	14-24
12-23-79	Hou	W	13-7 (WC)
11-2-80	Den	W	20-16
10-9-83	Hou	L	14-26

Date	Site	W/L	Score
10-6-85	Den	L	20-31
10-4-87	Den	W	40-10
1-10-88	Den	L	10-34 (Div)
10-6-91	Hou	W	42-14
1-4-92	Den	L	24-26 (Div)
10-18-92	Den	L	21-27
11-26-95	Hou	W	42-33
12-25-04	Tenn	L	16-37
11-19-07	Den	L	20-34
10-3-10	Tenn	L	20-26
9-25-11	Tenn	W	17-14
12-8-13	Den	L	28-51
12-11-16	Ten	W	13-10
10-13-19	Den	L	0-16

9-14-20 Den W 16-14

Total Points: Titans 1,056, Broncos 947

Longest Win Streak: 5 (1962-65)

Longest Losing Streak: 3 (1972-74, 2004-10)

At Nissan Stadium: 2-2

At Empower Field at Mile High: 1-3

Series Sweeps: Titans (1960, 61, 63, 64, 67, 68); Broncos (1965)



vs. DETROIT LIONS

Regular Season: 10-3 (Home 6-2, Away 4-1) • Playoffs: 0-0

Date	Site	W/L	Score
10-17-71	Hou	L	7-31
10-26-75	Hou	W	24-8
11-13-83	Hou	W	27-17
10-5-86	Det	L	13-24
11-5-89	Hou	W	35-31
11-26-92	Det	W	24-21

Date	Site	W/L	Score
12-10-95	Hou	L	17-24
10-21-01	Det	W	27-24
1-2-05	Tenn	W	24-19
11-27-08	Det	W	47-10
9-23-12	Tenn	W	44-41 OT
9-18-16	Det	W	16-15

Date	Site	W/L	Score
12-20-20	Ten	W	46-25

Total Points: Titans 351, Lions 290

Longest Win Streak: 6 (2001-20)

Longest Losing Streak: 1 (last 1995)

At Nissan Stadium: 3-0

At Ford Field: 2-0



vs. GREEN BAY PACKERS

Regular Season: 7-6 (Home 3-3, Away 4-3) • Playoffs: 0-0

Date	Site	W/L	Score
11-19-72	Hou	L	10-23
9-25-77	GB	W	16-10
12-14-80	GB	W	22-3
9-4-83	Hou	L	38-41 OT
9-7-86	GB	W	31-3
12-13-92	Hou	L	14-16

Date	Site	W/L	Score
12-20-98	GB	L	22-30
12-16-01	Tenn	W	26-20
10-11-04	GB	W	48-27
11-02-08	Tenn	W	19-16 OT
12-23-12	GB	L	7-55
11-13-16	Tenn	W	47-25

Date	Site	W/L	Score
12-27-20	GB	L	14-40

Total Points: Titans 314, Packers 309

Longest Win Streak: 3 (last 2001-08)

Longest Losing Streak: 2 (1992-98)

At Nissan Stadium: 3-0

At Lambeau Field: 4-3



vs. HOUSTON TEXANS

Regular Season: 21-17 (Home 12-7, Away 9-10) • Playoffs: 0-0

Date	Site	W/L	Score
11-10-02	Tenn	W	17-10
12-29-02	Hou	W	13-3
10-12-03	Tenn	W	38-17
12-21-03	Hou	W	27-24
10-17-04	Tenn	L	10-20
11-28-04	Hou	L	21-31
10-9-05	Hou	W	34-20
12-11-05	Tenn	W	13-10
10-29-06	Tenn	W	28-22
12-10-06	Hou	W	26-20 OT
10-21-07	Hou	W	38-36
12-2-07	Tenn	W	28-20
9-21-08	Tenn	W	31-12

Date	Site	W/L	Score
12-14-08	Hou	L	12-13
9-20-09	Tenn	L	31-34
11-23-09	Hou	W	20-17
11-28-10	Hou	L	0-20
12-19-10	Tenn	W	31-17
10-23-11	Tenn	L	7-41
1-1-12	Hou	W	23-22
9-30-12	Hou	L	14-38
12-2-12	Tenn	L	10-24
9-15-13	Hou	L	24-30 OT
12-29-13	Tenn	W	16-10
10-26-14	Tenn	L	16-30
11-30-14	Hou	L	21-45

Date	Site	W/L	Score
11-1-15	Hou	L	6-20
12-27-15	Tenn	L	6-34
10-2-16	Hou	L	20-27
1-1-17	Tenn	W	24-17
10-1-17	Hou	L	14-57
12-3-17	Tenn	W	24-13
9-16-18	Tenn	W	20-17
11-26-18	Hou	L	17-34
12-15-19	Tenn	L	21-24
12-29-19	Hou	W	35-14
10-18-20	Tenn	W	42-36 OT
1-3-21	Hou	W	41-28

Total Points: Titans 819, Texans 917

Longest Win Streak: 7 (2005-08)

Longest Losing Streak: 5 (2014-16)

At Nissan Stadium: 12-7

At NRG Stadium: 9-10

Series Sweeps: Titans (2002, 03, 05, 06, 07, 20); Texans (2004, 12, 14, 15)



vs. INDIANAPOLIS COLTS

Regular Season: 17-35 (Home 8-16, Away 9-19) • Playoffs: 1-0 (Home 0-0, Away 1-0)

Date	Site	W/L	Score
10-11-70	Hou	L	20-24
11-4-73	Balt	W	31-27
11-1-76	Balt	L	14-38
10-14-79	Balt	W	28-16
9-21-80	Hou	W	21-16
12-18-83	Balt	L	10-20
9-9-84	Hou	L	21-35
12-22-85	Ind	L	16-34
11-23-86	Hou	W	31-17
11-29-87	Ind	L	27-51
9-4-88	Ind	W	17-14 OT
9-23-90	Hou	W	24-10
9-13-92	Ind	W	20-10
9-4-94	Ind	L	21-45
1-16-00	Ind	W	19-16 (Div)
11-3-02	Ind	W	23-15
12-8-02	Tenn	W	27-17
9-14-03	Ind	L	7-33

Date	Site	W/L	Score
12-7-03	Tenn	L	27-29
9-19-04	Tenn	L	17-31
12-5-04	Ind	L	24-51
10-2-05	Tenn	L	10-31
12-4-05	Ind	L	3-35
10-8-06	Ind	L	13-14
12-3-06	Tenn	W	20-17
9-16-07	Tenn	L	20-22
12-30-07	Ind	W	16-10
10-27-08	Tenn	W	31-21
12-28-08	Ind	L	0-23
10-11-09	Tenn	L	9-31
12-06-09	Ind	L	17-27
12-9-10	Tenn	L	28-30
1-2-11	Ind	L	20-23
10-30-11	Tenn	W	27-10
12-18-11	Ind	L	13-27
10-28-12	Tenn	L	13-19 OT

Date	Site	W/L	Score
12-9-12	Ind	L	23-27
11-14-13	Tenn	L	27-30
12-1-13	Ind	L	14-22
9-28-14	Ind	L	17-41
12-28-14	Tenn	L	10-27
9-27-15	Tenn	L	33-35
1-3-16	Ind	L	24-30
10-23-16	Tenn	L	26-34
11-20-16	Ind	L	17-24
10-16-17	Tenn	W	36-22
11-26-17	Ind	W	20-16
11-18-18	Ind	L	10-38
12-30-18	Tenn	L	17-33
9-15-19	Tenn	L	17-19
12-1-19	Ind	W	31-17
11-12-20	Tenn	L	17-34
11-29-20	Ind	W	45-26

Total Points: Titans 1,069, Colts 1,464

Longest Win Streak: 3 (last 1999-02)

Longest Losing Streak: 11 (2011-16)

At Nissan Stadium: 5-14

At RCA Dome: 5-8

At Lucas Oil Stadium: 3-10

Series Sweeps: Titans (2002, 17); Colts (2003, 04, 05, 09, 10, 12, 13, 14, 15, 16, 18)



vs. JACKSONVILLE JAGUARS Regular Season: 31-21 (Home 17-9, Away 14-12) • Playoffs: 1-0 (Home 0-0, Away 1-0)

Date	Site	W/L	Score	Date	Site	W/L	Score	Date	Site	W/L	Score	Date	Site	W/L	Score
9-3-95	Jax	W	10-3	10-28-03	Jax	W	30-17	12-24-11	Tenn	W	23-17	9-20-20	Tenn	W	33-30
10-1-95	Hou	L	17-16	11-16-03	Tenn	W	10-3	11-25-12	Jax	L	19-24	12-13-20	Jax	W	31-10
9-8-96	Jax	W	34-27	9-26-04	Tenn	L	15-12	12-30-12	Tenn	W	38-20	Total Points: Titans 1,141, Jaguars 997			
12-8-96	Hou	L	17-23	11-21-04	Jax	W	18-15	11-10-13	Tenn	L	27-29	Longest Win Streak: 5 (last 2001-03)			
11-2-97	Tenn	L	24-30	11-20-05	Tenn	L	28-31	12-22-13	Jax	W	20-16	Longest Losing Streak: 4 (1996-98)			
11-16-97	Jax	L	9-17	1-1-06	Jax	L	13-40	10-12-14	Tenn	W	16-14	At Nissan Stadium: 17-5			
9-27-98	Tenn	L	22-27	11-5-06	Jax	L	7-37	12-18-14	Jax	L	13-21	At TIAA Bank Field: 15-12			
12-13-98	Jax	W	16-13	12-17-06	Tenn	W	24-17	11-19-15	Jax	L	13-19	Series Sweeps: Titans (1999, 02, 08, 17, 18, 20); Jaguars (1997, 05)			
9-26-99	Jax	W	20-19	9-9-07	Jax	W	13-10	12-6-15	Tenn	W	42-39				
12-26-99	Tenn	W	41-14	11-11-07	Tenn	L	13-28	10-27-16	Tenn	W	36-22				
1-23-00	Jax	W	33-14 (Champ)	9-7-08	Tenn	W	17-10	12-24-16	Jax	L	17-38				
10-16-00	Tenn	W	27-13	11-16-08	Jax	W	24-14	9-17-17	Jax	W	37-16				
11-26-00	Jax	L	13-16	10-4-09	Jax	L	17-37	12-31-17	Tenn	W	15-10				
9-23-01	Jax	L	6-13	11-1-09	Tenn	W	30-13	9-23-18	Jax	W	9-6				
11-4-01	Tenn	W	28-24	10-18-10	Jax	W	30-3	12-6-18	Tenn	W	30-9				
10-13-02	Tenn	W	23-14	12-5-10	Tenn	L	6-17	9-19-19	Jax	L	7-20				
12-22-02	Jax	W	28-10	9-11-11	Jax	L	14-16	11-24-19	Tenn	W	42-20				



vs. KANSAS CITY CHIEFS Regular Season: 23-27 (Home 13-10, Away 10-17) • Playoffs: 1-3 (Home 0-2, Away 1-1)

Date	Site	W/L	Score	Date	Site	W/L	Score	Date	Site	W/L	Score	Date	Site	W/L	Score
10-16-60	Hou	W	20-10	10-22-67	KC	W	24-19	11-03-85	Hou	W	23-20	12-26-10	KC	L	14-34
12-04-60	Dal	L	0-24	9-09-68	Hou	L	21-26	9-21-86	KC	L	13-27	10-6-13	Tenn	L	17-26
10-01-61	Dal	L	21-26	11-28-68	KC	L	10-24	10-09-88	Hou	W	7-6	9-7-14	KC	W	26-10
10-22-61	Hou	W	38-7	10-12-69	KC	L	0-24	11-26-89	KC	L	0-34	12-18-16	KC	W	19-17
10-28-62	Hou	L	7-31	11-08-70	KC	L	9-24	12-16-90	KC	W	27-10	1-6-18	KC	W	22-21 (WC)
11-04-62	Dal	W	14-6	9-26-71	Hou	L	16-20	9-16-91	Hou	W	17-7	11-10-19	Tenn	W	35-32
12-23-62	Hou	L	17-20 (AFL Champ)	11-18-73	KC	L	14-38	9-20-92	Hou	W	23-20	1-19-20	KC	L	24-35 (Champ)
10-06-63	KC	L	7-28	9-29-74	Hou	L	7-17	9-12-93	Hou	W	30-0	Total Points: Titans 1,002, Chiefs 1,185			
10-27-63	Hou	W	28-7	11-02-75	KC	W	17-13	1-16-94	Hou	L	20-28 (Div)	Longest Win Streak: 4 (last 2014-19)			
10-04-64	KC	L	7-28	11-27-77	Hou	W	34-20	12-18-94	KC	L	9-31	Longest Losing Streak: 7 (1968-74)			
11-22-64	Hou	L	19-28	9-10-78	KC	W	20-17	11-19-95	KC	L	13-20	At Nissan Stadium: 2-2			
10-24-65	Hou	W	38-36	9-16-79	Hou	W	20-6	9-01-96	Hou	L	19-20	At Arrowhead Stadium: 9-9			
11-28-65	KC	L	21-52	10-12-80	KC	L	20-21	9-10-00	Ten	W	17-14				
10-30-66	KC	L	23-48	11-15-81	KC	L	10-23	12-13-04	Ten	L	38-49				
9-09-67	Hou	L	20-25	10-23-83	Hou	L	10-13	12-16-07	KC	W	26-17				
				11-11-84	KC	W	17-16	10-19-08	KC	W	34-10				



vs. LAS VEGAS RAIDERS Regular Season: 21-26 (Home 15-14, Away 6-12) • Playoffs: 0-4 (Home 0-0, Away 0-4)


Date	Site	W/L	Score	Date	Site	W/L	Score	Date	Site	W/L	Score	Date	Site	W/L	Score
9-11-60	Oak	W	37-22	9-29-68	Hou	L	15-24	11-19-89	Hou	W	23-7	12-8-19	Oak	W	42-21
9-25-60	Hou	L	13-14	9-14-69	Oak	L	17-21	9-1-91	Hou	W	47-17	Total Points: Titans 1,153, Raiders 1,221			
9-9-61	Hou	W	55-0	12-21-69	Oak	L	7-56 (AFL Div)	10-30-94	LA	L	14-17	Longest Win Streak: 4 (1961-62)			
12-17-61	Oak	W	47-16	11-14-71	Oak	L	21-41	8-31-97	Tenn	W	24-21 OT	Longest Losing Streak: 9 (1966-73)			
11-11-62	Oak	W	28-20	10-9-72	Hou	L	0-34	12-9-99	Tenn	W	21-14	At Nissan Stadium: 4-4			
12-9-62	Hou	W	32-17	12-2-73	Hou	L	6-17	12-22-01	Oak	W	13-10	At Oakland Alameda Coliseum: 3-11			
9-7-63	Hou	L	13-24	12-14-75	Hou	W	27-26	9-29-02	Oak	L	25-52	At Allegiant Stadium: 0-0			
12-22-63	Oak	L	49-52	9-26-76	Hou	L	13-14	1-19-03	Oak	L	24-41 (Champ)	Series Sweeps: Titans (1961,62); Raiders (1963, 65)			
9-19-64	Hou	W	42-28	11-13-77	Oak	L	29-34	9-7-03	Tenn	W	25-20				
11-15-64	Oak	L	10-20	10-8-78	Oak	L	17-21	12-19-04	Oak	L	35-40				
9-26-65	Oak	L	17-21	11-11-79	Hou	W	31-17	10-30-05	Tenn	L	25-34				
11-7-65	Hou	L	21-33	12-28-80	Oak	L	7-27 (WC)	10-28-07	Tenn	W	13-9				
9-10-66	Hou	W	31-0	11-8-81	Hou	W	17-16	9-12-10	Tenn	W	38-13				
11-6-66	Oak	L	23-38	9-11-83	LA	L	6-20	11-24-13	Oak	W	23-19				
12-10-67	Hou	L	7-19	9-2-84	Hou	L	14-24	11-29-15	Tenn	L	21-24				
12-31-67	Oak	L	7-40 (AFL Champ)	10-26-86	Hou	L	17-28	9-25-16	Tenn	L	10-17				
				9-11-88	Hou	W	38-35	9-10-17	Tenn	L	16-26				

 vs. LOS ANGELES CHARGERS Regular Season: 15-27-1 (Home 12-9, Away 3-18-1) • Playoffs: 3-1 (Home 1-0, Away 2-1)

Date	Site	W/L	Score	Date	Site	W/L	Score	Date	Site	W/L	Score	Total Points: Titans 1,001, Chargers 1,158 Longest Win Streak: 4 (1961-62, 1987-92) Longest Losing Streak: 9 (1993-2012) At Nissan Stadium: 2-2 At Qualcomm Stadium: 3-13-1 At StubHub Center: 0-0 At SoFi Stadium: 0-0 *At Wembley Stadium: 0-1 Series Sweeps: Titans (1962); Chargers (1963, 64, 65)
9-18-60	Hou	W	38-28	9-24-67	SD	L	3-13	9-30-90	SD	W	17-7	
11-13-60	LA	L	21-24	12-16-67	Hou	W	17-24	9-27-92	Hou	W	27-0	
1-1-61	Hou	W	24-16 (AFL Champ)	9-21-68	SD	L	14-30	9-19-93	SD	L	17-18	
9-24-61	SD	L	24-34	11-27-69	Hou	L	17-21	9-13-98	Tenn	L	7-13	
12-3-61	Hou	W	33-13	10-25-70	SD	T	31-31	10-3-04	SD	L	17-38	
12-24-61	SD	W	10-3 (AFL Champ)	12-19-71	Hou	W	49-33	9-17-06	SD	L	7-40	
9-23-62	SD	W	42-17	11-26-72	SD	L	20-34	12-9-07	Tenn	L	17-23 OT	
11-25-62	Hou	W	33-27	9-15-74	Hou	W	21-14	1-6-08	SD	L	6-17 (WC)	
12-1-63	SD	L	0-27	9-28-75	Hou	W	33-17	12-25-09	Tenn	L	17-42	
12-15-63	Hou	L	14-20	10-17-76	SD	L	27-30	10-31-10	SD	L	25-33	
9-12-64	SD	L	21-27	12-17-78	Hou	L	24-45	9-16-12	SD	L	10-38	
10-25-64	Hou	L	17-20	12-29-79	SD	W	17-14 (Div)	9-22-13	Tenn	W	20-17	
10-3-65	SD	L	14-31	9-16-84	SD	L	14-31	11-6-16	SD	L	35-43	
12-12-65	Hou	L	26-37	11-24-85	Hou	W	37-35	10-21-18	LA*	L	19-20	
12-4-66	Hou	L	22-28	12-7-86	SD	L	0-27	10-20-19	Tenn	W	23-20	
				12-6-87	Hou	W	33-18					
				9-17-89	SD	W	34-27					

 vs. LOS ANGELES RAMS Regular Season: 5-7 (Home 3-4, Away 2-3) • Playoffs: 0-1 (Neutral Site 0-1)

Date	Site	W/L	Score	Date	Site	W/L	Score	Total Points: Titans 286, Rams 279 Longest Win Streak: 2 (2009-13) Longest Losing Streak: 2 (last 2000-05) At Nissan Stadium: 2-1 At Edward Jones Dome: 1-1 At L.A. Memorial Coliseum: 0-0 At SoFi Stadium: 0-0
10-7-73	Hou	L	26-31	9-26-93	Hou	L	28-13	
9-24-78	Hou	L	6-10	10-31-99	Tenn	W	24-21	
9-6-81	LA	W	27-20	1-30-00	Atl	L	16-23 (SB 34)	
12-9-84	LA	L	16-27	9-25-05	St.L	L	27-31	
9-13-87	Hou	W	20-16	12-13-09	Tenn	W	47-7	
11-4-90	LA	L	13-17	11-3-13	StL	W	28-21	
9-26-93	Hou	L	28-13	12-24-17	Tenn	L	27-23	

 vs. MIAMI DOLPHINS Regular Season: 16-21 (Home 8-8, Away 8-13) • Playoffs: 1-0 (Home 0-0, Away 1-0)

Date	Site	W/L	Score	Date	Site	W/L	Score	Date	Site	W/L	Score	Total Points: Titans 712, Dolphins 719 Longest Win Streak: 3 (1967-68, 78-79) Longest Losing Streak: 5 (1992-01) At Nissan Stadium: 2-2 At Hard Rock Stadium: 4-8 Series Sweeps: Titans (1967, 69); Dolphins (1966)
10-23-66	Hou	L	13-20	11-20-78	Hou	W	35-30	9-7-97	Mia	L	13-16 OT	
12-18-66	Mia	L	28-29	12-24-78	Mia	W	17-9 (WC)	11-7-99	Mia	L	0-17	
12-3-67	Hou	W	17-14	11-5-79	Mia	W	9-6	9-9-01	Tenn	L	23-31	
12-23-67	Mia	W	41-10	9-20-81	Hou	L	10-16	11-9-03	Tenn	W	31-7	
9-14-68	Mia	W	24-10	12-4-83	Hou	L	17-24	9-11-04	Mia	W	17-7	
10-6-68	Hou	L	7-24	10-14-84	Mia	L	10-28	12-24-05	Mia	L	10-24	
9-28-69	Hou	W	22-10	9-8-85	Hou	W	26-23	9-24-06	Mia	L	10-13	
11-23-69	Mia	W	32-7	11-2-86	Mia	L	7-28	12-20-09	Tenn	W	27-24 OT	
9-27-70	Hou	L	10-20	10-1-89	Hou	W	39-7	11-14-10	Mia	L	17-29	
9-24-72	Mia	L	13-34	10-20-91	Mia	W	17-13	11-11-12	Mia	W	37-3	
11-16-75	Hou	W	20-19	11-22-92	Mia	L	16-19	10-18-15	Tenn	L	10-38	
10-2-77	Mia	L	7-27	11-17-96	Hou	L	20-23	10-9-16	Mia	W	30-17	

 vs. MINNESOTA VIKINGS Regular Season: 5-9 (Home 3-2, Away 2-7) • Playoffs: 0-0

Date	Site	W/L	Score	Date	Site	W/L	Score	Date	Site	W/L	Score	Total Points: Titans 219, Vikings 350 Longest Win Streak: 1 (last 2020) Longest Losing Streak: 4 (1995-04) At Nissan Stadium: 1-0 At Metrodome: 1-6 At U.S. Bank Stadium: 1-0
10-13-74	Min	L	10-51	10-8-95	Min	L	17-23	9-11-16	Ten	L	16-25	
12-21-80	Hou	W	20-16	12-26-98	Tenn	L	16-26	9-27-20	Min	W	31-30	
10-16-83	Min	L	14-34	12-9-01	Min	L	24-42					
12-14-86	Hou	W	23-10	10-24-04	Min	L	3-20					
9-10-89	Min	L	7-38	9-28-08	Tenn	W	30-17					
11-15-92	Min	W	17-13	10-7-12	Min	L	7-30					

 vs. NEW ENGLAND PATRIOTS Regular Season: 16-23-1 (Home 11-7, Away 5-16-1) • Playoffs: 2-2 (Home 0-0, Away 2-2)

Date	Site	W/L	Score	Date	Site	W/L	Score	Date	Site	W/L	Score	Date	Site	W/L	Score	Total Points: Titans 891, Patriots 1,082 Longest Win Streak: 4 (1975-80) Longest Losing Streak: 6 (2003-15) At Nissan Stadium: 2-2 At Gillette Stadium: 1-5 Series Sweeps: Titans (1960, 68); Patriots (1963, 64, 66)
11-25-60	NE	W	24-10	11-5-67	NE	L	7-18	10-18-87	Hou	L	7-21	11-11-18	Tenn	W	34-10	
12-18-60	Hou	W	37-21	11-26-67	Hou	W	27-6	9-25-88	Hou	W	31-6	1-4-20	NE	W	20-13 (WC)	
10-13-61	NE	T	31-31	10-13-68	NE	W	16-0	10-8-89	NE	L	13-23					
11-12-61	Hou	W	27-15	12-15-68	Hou	W	45-17	9-22-91	NE	L	20-24					
9-16-62	NE	L	21-34	11-2-69	NE	L	0-24	10-17-93	NE	W	28-14					
11-18-62	Hou	W	21-17	12-14-69	Hou	W	23-27	9-20-98	NE	L	16-27					
11-1-63	NE	L	3-45	11-7-71	NE	L	20-28	12-16-02	Tenn	W	24-7					
12-8-63	Hou	L	28-46	11-25-73	Hou	L	0-32	10-5-03	NE	L	30-38					
11-6-64	NE	L	24-25	9-21-75	NE	W	7-0	1-10-04	NE	L	14-17 (Div)					
11-29-64	Hou	L	17-34	11-12-78	NE	W	26-23	12-31-06	Tenn	L	23-40					
9-19-65	Hou	W	10-31	12-31-78	NE	W	31-14 (Div)	10-18-09	NE	L	0-59					
12-18-65	NE	L	14-42	11-10-80	Hou	W	38-34	9-9-12	Tenn	L	13-34					
9-25-66	NE	L	21-27	10-18-81	NE	L	10-38	12-20-15	NE	L	16-33					
11-13-66	Hou	L	14-38	11-28-82	NE	L	21-29	1-13-18	NE	L	14-35 (Div)					



vs. NEW ORLEANS SAINTS

Regular Season: 8-6-1 (Home 2-4-1, Away 6-2) • Playoffs: 0-0

Date	Site	W/L	Score
10-3-71	Hou	T	13-13
10-3-76	NO	W	31-26
12-10-78	NO	W	17-12
11-22-81	Hou	L	24-27
9-30-84	Hou	L	10-27
12-13-87	NO	L	10-24

Date	Site	W/L	Score
10-21-90	Hou	W	23-10
9-5-93	NO	L	21-33
11-10-96	NO	W	31-14
10-17-99	NO	W	24-21
9-21-03	Tenn	W	27-12
9-24-07	NO	W	31-14

Date	Site	W/L	Score
12-11-11	Tenn	L	17-22
11-8-15	NO	W	34-28 OT
12-22-19	Tenn	L	28-38

Total Points: Titans 341, Saints 321
Longest Win Streak: 4 (1996-07)
Longest Losing Streak: 3 (1981-87)
At Nissan Stadium: 1-2
At Superdome: 6-2



vs. NEW YORK GIANTS

Regular Season: 6-6 (Home 3-3, Away 6-3) • Playoffs: 0-0

Date	Site	W/L	Score
9-16-73	NY	L	14-34
12-5-82	NY	L	14-17
12-8-85	Hou	L	14-35
12-21-91	NY	L	20-24
11-21-94	Hou	L	10-13

Date	Site	W/L	Score
11-9-97	Tenn	W	10-6
10-1-00	Tenn	W	28-14
12-1-02	NY	W	32-29 OT
11-26-06	Tenn	W	24-21
9-26-10	NY	W	29-10

Date	Site	W/L	Score
12-7-14	Tenn	L	7-36
12-16-18	NY	W	17-0

Total Points: Titans 219, Giants 239
Longest Win Streak: 5 (1997-10)
Longest Losing Streak: 5 (1973-94)
At Nissan Stadium: 2-1
At Giants Stadium: 1-2
At MetLife Stadium: 2-0



vs. NEW YORK JETS

Regular Season: 23-19-1 (Home 17-6, Away 6-13-1) • Playoffs: 1-0 (Home 1-0, Away 0-0)

Date	Site	W/L	Score
10-9-60	Hou	W	27-21
10-23-60	NY	W	42-28
11-19-61	Hou	W	49-13
12-10-61	NY	W	48-21
10-14-62	Hou	W	56-17
12-15-62	NY	W	44-10
9-22-63	NY	L	17-24
11-10-63	Hou	W	31-27
10-17-64	NY	L	21-24
12-13-64	Hou	W	33-17
9-12-65	Hou	W	27-21
11-21-65	NY	L	14-41
9-18-66	NY	L	13-52
10-16-66	Hou	W	24-0

Date	Site	W/L	Score
10-15-67	NY	T	28-28
10-20-68	Hou	L	14-20
11-10-68	NY	L	7-26
10-20-69	NY	L	17-26
12-6-69	Hou	L	26-34
10-1-72	Hou	W	26-20
11-3-74	NY	W	27-22
9-18-77	Hou	W	20-0
10-28-79	Hou	W	27-24
11-23-80	NY	L	28-31 OT
9-27-81	NY	L	17-33
11-18-84	Hou	W	31-20
9-18-88	NY	L	3-45
10-28-90	Hou	L	12-17

Date	Site	W/L	Score
10-13-91	NY	W	23-20
12-29-91	Hou	W	17-10 (WC)
1-2-94	Hou	W	24-0
12-24-94	Hou	W	24-10
12-17-95	Hou	W	23-6
12-1-96	NY	W	35-10
11-22-98	Tenn	L	3-24
12-1-03	NY	L	17-24
9-10-06	Tenn	L	16-23
12-23-07	Tenn	W	10-6
11-23-08	Tenn	L	13-34
9-27-09	NY	L	17-24
12-17-12	Tenn	W	14-10
10-6-13	Tenn	W	38-13

Date	Site	W/L	Score
12-14-14	Tenn	L	11-16
12-13-15	NYJ	L	8-30
12-2-18	Tenn	W	26-22

Total Points: Titans 1,048, Jets 944
Longest Win Streak: 6 (last 1991-96)
Longest Losing Streak: 4 (1968-69)
At Nissan Stadium: 4-3
At Giants Stadium: 2-3
At MetLife Stadium: 0-1
Series Sweeps: Titans (1960, 61, 62); Jets (1968, 69)



vs. PHILADELPHIA EAGLES

Regular Season: 5-7 (Home 3-3, Away 2-4) • Playoffs: 0-0

Date	Site	W/L	Score
11-12-72	Hou	L	17-18
12-16-79	Hou	L	20-26
12-19-82	Phil	L	14-35
10-2-88	Phil	L	23-32
12-2-91	Hou	L	6-13

Date	Site	W/L	Score
10-24-94	Phil	L	6-21
12-3-00	Phil	W	15-13
9-8-02	Tenn	W	27-24
11-19-06	Phil	W	31-13
10-24-10	Tenn	W	37-19

Date	Site	W/L	Score
11-23-14	Phil	L	24-43
9-30-18	Ten	W	26-23

Total Points: Titans 246, Eagles 280
Longest Win Streak: 4 (2000-10)
Longest Losing Streak: 6 (1972-94)
At Nissan Stadium: 3-0
At Lincoln Financial Field: 1-1



vs. PITTSBURGH STEELERS

Regular Season: 31-44 (Home 19-19, Away 12-25) • Playoffs: 1-3 (Home 1-1, Away 0-2)

Date	Site	W/L	Score
9-20-70	Pitt	W	19-7
10-18-70	Hou	L	3-7
10-24-71	Pitt	L	16-23
12-5-71	Hou	W	29-3
10-15-72	Pitt	L	7-24
12-10-72	Hou	L	3-9
9-30-73	Hou	L	7-36
12-9-73	Pitt	L	7-33
10-6-74	Hou	L	7-13
12-1-74	Pitt	W	13-10
11-9-75	Pitt	L	17-24
11-24-75	Hou	L	9-32
11-21-76	Pitt	L	16-32
12-11-76	Hou	L	0-21
10-9-77	Hou	W	27-10
10-23-77	Pitt	L	10-27
10-23-78	Pitt	W	24-17
12-3-78	Hou	L	3-13
1-7-79	Pitt	L	5-34 (Champ)
9-9-79	Pitt	L	7-38
12-10-79	Hou	W	20-17
1-6-80	Pitt	L	13-27 (Champ)
9-7-80	Pitt	L	17-31

Date	Site	W/L	Score
12-4-80	Hou	W	6-0
10-26-81	Pitt	L	13-26
12-20-81	Hou	W	21-20
11-21-82	Hou	L	10-24
9-18-83	Hou	L	28-40
10-2-83	Pitt	L	10-17
11-4-84	Pitt	L	7-35
12-2-84	Hou	W	23-20 OT
9-22-85	Pitt	L	0-20
11-17-85	Hou	L	7-30
9-28-86	Hou	L	16-22 OT
11-16-86	Pitt	L	10-21
11-15-87	Pitt	W	23-3
12-20-87	Hou	W	24-16
10-16-88	Pitt	W	34-14
12-4-88	Hou	L	34-37
10-22-89	Hou	W	27-0
12-3-89	Pitt	W	23-16
12-31-89	Hou	L	26-23 OT (WC)
9-16-90	Pitt	L	9-20
12-30-90	Hou	W	34-14
11-24-91	Pitt	L	14-26
12-8-91	Hou	W	31-6

Date	Site	W/L	Score
9-6-92	Hou	L	24-29
11-1-92	Pitt	L	20-21
11-28-93	Hou	W	23-3
12-19-93	Pitt	W	26-17
10-3-94	Pitt	L	14-30
11-6-94	Hou	L	9-12 OT
9-10-95	Hou	L	17-34
12-3-95	Pitt	L	7-21
9-29-96	Pitt	L	16-30
10-20-96	Hou	W	23-13
9-28-97	Pitt	L	24-37
12-21-97	Tenn	W	16-6
11-1-98	Pitt	W	41-31
11-15-98	Tenn	W	23-14
11-21-99	Tenn	W	16-10
1-2-00	Pitt	W	47-36
9-24-00	Pitt	W	23-20
11-5-00	Tenn	W	9-7
10-29-01	Pitt	L	7-34
11-25-01	Tenn	L	24-34
11-17-02	Tenn	W	31-23
1-11-03	Tenn	W	34-31 OT (Div)
9-28-03	Pitt	W	30-13

Date	Site	W/L	Score
9-11-05	Pitt	L	7-34
12-21-08	Tenn	W	31-14
9-10-09	Pitt	L	10-13 OT
9-19-10	Tenn	L	11-19
10-9-11	Pitt	L	17-38
10-11-12	Tenn	W	26-23
9-8-13	Pit	W	16-9
11-17-14	Tenn	L	24-27
11-16-17	Pit	L	17-40
10-25-20	Tenn	L	24-27

Total Points: Titans 1,393, Steelers 1,691
Longest Win Streak: 7 (1997-00)
Longest Losing Streak: 5 (last 1994-96)
At Nissan Stadium: 6-4
At Heinz Field: 2-5
Series Sweeps: Titans (1987, 89, 93, 98, 99, 00); Steelers (1972, 73, 75, 76, 83, 85, 86, 92, 94, 95, 01)



vs. SAN FRANCISCO 49ERS

Regular Season: 5-9 (Home 2-5, Away 3-4) • Playoffs: 0-0

Date	Site	W/L	Score
11-15-70	Hou	L	20-30
12-7-75	SF	W	27-13
9-17-78	Hou	W	20-19
12-13-81	SF	L	6-28
10-21-84	Hou	L	21-34
11-8-87	SF	L	20-27

Date	Site	W/L	Score
10-7-90	Hou	L	21-24
12-25-93	SF	W	10-7
10-27-96	Hou	L	9-10
10-3-99	SF	L	22-24
11-27-05	Tenn	W	33-22
11-8-09	SF	W	34-27

Date	Site	W/L	Score
10-20-13	Tenn	L	17-31
12-17-17	SF	L	23-25

Total Points: Titans 283, 49ers 321
Longest Win Streak: 2 (1975-78, 2005-09)
Longest Losing Streak: 4 (1981-90)
At Nissan Stadium: 1-1
At Candlestick Park: 3-3
At Levi's Stadium: 0-1



vs. SEATTLE SEAHAWKS

Regular Season: 6-10 (Home 4-3, Away 2-7) • Playoffs: 1-0 (Home 1-0, Away 0-0)

Date	Site	W/L	Score
11-20-77	Sea	W	22-10
10-21-79	Sea	L	14-34
10-5-80	Hou	L	7-26
10-11-81	Hou	W	35-17
9-19-82	Hou	W	23-21
1-3-88	Hou	W	23-20 OT (WC)

Date	Site	W/L	Score
11-13-88	Sea	L	24-27
12-2-90	Sea	L	10-13 OT
11-7-93	Hou	W	24-14
12-11-94	Hou	L	14-16
11-3-96	Sea	L	16-23
10-5-97	Sea	L	13-16

Date	Site	W/L	Score
11-29-98	Sea	L	18-20
12-18-05	Tenn	L	24-28
1-3-10	Sea	W	17-13
10-13-13	Sea	L	13-20
9-24-17	Tenn	W	33-27

Total Points: Titans 330, Seahawks 345
Longest Win Streak: 3 (1981-87)
Longest Losing Streak: 5 (1994-05)
At Nissan Stadium: 1-1
At CenturyLink Field: 1-1



vs. TAMPA BAY BUCCANEERS

Regular Season: 10-2 (Home 8-0, Away 2-2) • Playoffs: 0-0

Date	Site	W/L	Score
9-12-76	Hou	W	20-0
10-19-80	Hou	W	20-14
11-27-83	TB	L	24-33
12-10-89	Hou	W	20-17
10-29-95	Hou	W	19-7
11-8-98	TB	W	31-22

Date	Site	W/L	Score
10-14-01	Tenn	W	31-28 OT
12-28-03	Tenn	W	33-13
10-14-07	TB	L	10-13
11-27-11	Tenn	W	23-17
9-13-15	TB	W	42-14
10-27-19	Tenn	W	27-23

Total Points: Titans 300, Buccaneers 201
Longest Win Streak: 5 (1989-03)
Longest Losing Streak: 1 (1983, 2007)
At Nissan Stadium: 4-0
At Raymond James Stadium: 2-1



vs. WASHINGTON FOOTBALL TEAM

Regular Season: 7-6 (Home 4-2, Away 3-4) • Playoffs: 0-0

Date	Site	W/L	Score
10-10-71	Wash	L	13-22
10-19-75	Hou	W	13-10
9-2-79	Wash	W	29-27
9-15-85	Wash	L	16-13
10-30-88	Hou	W	41-17
11-3-91	Wash	L	13-16 OT

Date	Site	W/L	Score
10-19-97	Tenn	W	28-14
10-30-00	Wash	W	27-21
10-6-02	Tenn	L	14-31
10-15-06	Wash	W	25-22
11-21-10	Tenn	L	16-19 OT
10-20-14	Wash	L	17-19

Total Points: Titans 258, Washington 231
Longest Win Streak: 2 (last 1997-00)
Longest Losing Streak: 2 (2010-14)

At Nissan Stadium: 1-2
At Fedex Field: 2-1

TITANS ALL-TIME FIRST-ROUND DRAFT PICKS

Year	Pick	Player	Pos.	College
2020	29	Isaiah Wilson	T	Georgia
2019	19	Jeffery Simmons	DL	Mississippi State
2018	22	Rashaan Evans	LB	Alabama
2017	5	Corey Davis	WR	Western Michigan
	18	Adoree' Jackson	CB	Southern California
2016	8	Jack Conklin	T	Michigan State
2015	2	Marcus Mariota	QB	Oregon
2014	11	Taylor Lewan	T	Michigan
2013	10	Chance Warmack	G	Alabama
2012	20	Kendall Wright	WR	Baylor
2011	8	Jake Locker	QB	Washington
2010	16	Derrick Morgan	DE	Georgia Tech
2009	30	Kenny Britt	WR	Rutgers
2008	24	Chris Johnson	RB	East Carolina
2007	19	Michael Griffin	DB	Texas
2006	3	Vince Young	QB	Texas
2005	6	Pacman Jones	CB	West Virginia
2004		(none)		
2003	28	Andre Woolfolk	CB	Oklahoma
2002	15	Albert Haynesworth	DT	Tennessee
2001		(none)		
2000	30	Keith Bulluck	LB	Syracuse
1999	16	Jevon Kearse	DE	Florida
1998	16	Kevin Dyson	WR	Utah
1997	18	Kenny Holmes	DE	Miami (Fla.)
1996	14	Eddie George	RB	Ohio State
1995	3	Steve McNair	QB	Alcorn State
1994	26	Henry Ford	DE	Arkansas

Year	Pick	Player	Pos.	College
1993	13	Brad Hopkins	T	Illinois
1992		(none)		
1991		(none)		
1990	15	Lamar Lathon	LB	Houston
1989	23	David Williams	T	Florida
1988	22	Lorenzo White	RB	Michigan State
1987	3	Alonzo Highsmith	RB	Miami (Fla.)
	20	Haywood Jeffires	WR	NC State
1986	3	Jim Everett	QB	Purdue
1985	3	Ray Childress	DE	Texas A&M
	11	Richard Johnson	DB	Wisconsin
1984	2	Dean Steinkuhler	T	Nebraska
1983	9	Bruce Matthews	G	USC
1982	8	Mike Munchak	G	Penn State
1981		(none)		
1980		(none)		
1979		(none)		
1978	1	Earl Campbell	RB	Texas
1977	11	Morris Towns	T	Missouri
1976		(none)		
1975	6	Robert Brazile	LB	Jackson State
	15	Don Hardeman	RB	Texas A&M-Kingsville
1974		(none)		
1973	1	John Matuszak	DE	Tampa
	14	George Amundson	RB	Iowa State
1972	6	Greg Sampson	DE	Stanford
1971	3	Dan Pastorini	QB	Santa Clara
1970	14	Doug Wilkerson	G	NC Central



The Titans drafted Isaiah Wilson in the first round of the 2020 NFL Draft.

TITANS ALL-TIME FIRST-ROUND DRAFT PICKS

Year	Pick	Player	Pos.	College	Year	Pick	Player	Pos.	College
1969	15	Ron Pritchard	LB	Arizona State	1964		Scott Appleton	DT	Texas
1968		(none)			1963		Danny Brabham	LB	Arkansas
1967	5	George Webster	LB	Michigan St.	1962		Ray Jacobs	DT	Howard Payne
	23	Tom Regner	G	Notre Dame	1961		Mike Ditka	TE	Pittsburgh
1966		Tommy Nobis	LB	Texas	1960		Billy Cannon	HB	LSU
1965		Lawrence Elkins	TE	Baylor					

1999-2020 DRAFT SELECTIONS

2020

Rd.	Pick	Player	Pos.	College
1	29	Isaiah Wilson	T	Georgia
2	61	Kristian Fulton	CB	Louisiana State
3	93	Darrynton Evans	RB	Appalachian State
4	135	(Traded to Miami)		
5	174	Larrell Murchison	DL	North Carolina State
6	208	(Traded to Green Bay)		
7a	224	Cole McDonald	QB	Hawaii
7b	237	(Traded to Kansas City)		
7c	243	Chris Jackson	DB	Marshall

Draft Notes

General Manager: Jon Robinson

- 4 – Pick traded to Miami in 2019 (see 2019, 6a)
- 6 – Pick traded to Green Bay in 2019 for OLB Reggie Gilbert
- 7a – Pick acquired in a 2019 trade with Cleveland for WR Taywan Taylor
- 7b – Pick acquired in a trade with Denver for DT Jurrell Casey and then traded to Kansas City for a sixth-round choice in 2021

2019

Rd.	Pick	Player	Pos.	College
1	19	Jeffery Simmons	DL	Mississippi State
2	51	A.J. Brown	WR	Mississippi
3	82	Nate Davis	OL	Charlotte
4a	116	Amani Hooker	DB	Iowa
4b	121	(Traded to N.Y. Jets)		
5a	157	(Traded to N.Y. Jets)		
5b	168	D'Andre Walker	OLB	Georgia
6a	188	David Long	LB	West Virginia
6b	191	(Traded to Baltimore)		
7	233	(Traded to Miami)		

Draft Notes

General Manager: Jon Robinson

- 4a, 5b – Picks acquired in a trade with N.Y. Jets for 4b and 5a
- 6a – Pick and QB Ryan Tannehill acquired in a trade with Miami for a seventh-round pick (233 overall) and a fourth-round pick in 2020
- 6b – Pick acquired in a trade with Baltimore for LB Kamalei Correa

2018

Rd.	Pick	Player	Pos.	College
1a	22	Rashaan Evans	LB	Alabama
1b	25	(traded to Baltimore)		
2a	41	Harold Landry	OLB	Boston College
2b	57	(traded to Oakland)		
3	89	(traded to Oakland)		
4	125	(traded to Baltimore)		
5a	152	Dane Cruikshank	DB	Arizona
5b	162	(traded to Baltimore)		
6a	199	Luke Falk	QB	Washington State
6b	215	(acquired from Baltimore and traded back to Baltimore)		
7	243	(traded to Kansas City)		

Draft Notes

General Manager: Jon Robinson

- 1a, 6b – Picks acquired in a trade with Baltimore for 1b and 4 (6b later traded back to Baltimore)
- 2a – Pick acquired in a trade with Oakland for 2b and 3
- 5a – Pick acquired in a trade with Baltimore for 5b and 6b (6b originally traded from Baltimore to Tennessee before being traded back to Baltimore)
- 7 – Pick traded to Kansas City in 2017 for defensive lineman David King

1999-2020 DRAFT SELECTIONS

2017

Rd.	Pick	Player	Pos.	College
1a	5	Corey Davis	WR	Western Michigan
1b	18	Adoree' Jackson	CB	Southern California
2	52	(traded to Cleveland)		
3a	72	Taywan Taylor	WR	Western Kentucky
3b	83	(traded to New England)		
3c	100	Jonnu Smith	TE	Florida International
4	124	(Traded to New England)		
5a	155	Jayon Brown	LB	UCLA
5b	164	(Traded to Philadelphia)		
6a	200	(Traded to N.Y. Giants)		
6b	203	(Traded to Denver)		
6c	207	(Traded to Cincinnati)		
6d	214	(Traded to Philadelphia)		
6e	217	Corey Levin	OL	Chattanooga
7a	227	Josh Carraway	OLB	Texas Christian
7b	236	Brad Seaton	T	Villanova
7c	241	Khalfani Muhammad	RB	California

Draft Notes

General Manager: Jon Robinson

- 2 – Pick traded to Cleveland during 2016 draft (see 2016, 1b)
- 3a, 6a – Picks acquired in a trade with New England for 3b and 4
- 3c – Compensatory selection; acquired in a trade with the Los Angeles Rams during the 2016 draft (see 2016, 1a)
- 5a – Pick acquired in a trade with Philadelphia for 5b, 6d
- 6b – Pick traded to Denver during 2016 draft (see 2016, 5b)
- 6c, 7c – Picks acquired in a trade with the N.Y. Giants for 6a
- 6d – Pick acquired in a trade with Atlanta in 2015 (see 2016, 6c)
- 6e, 7a – Picks acquired in a trade with Cincinnati for 6c

2016

Rd.	Pick	Player	Pos.	College
1a	1	(traded to Los Angeles Rams)		
1b	8	Jack Conklin	T	Michigan State
1c	15	(traded to Cleveland)		
2a	33	Kevin Dodd	OLB	Clemson
2b	43	Austin Johnson	DL	Penn State
2c	45	Derrick Henry	RB	Alabama
3a	64	Kevin Byard	S	Middle Tennessee St.
3b	76	(traded to Cleveland)		
4a	100	(traded to Philadelphia)		
4b	113	(traded to Los Angeles Rams)		
5a	140	Tajae Sharpe	WR	Massachusetts
5b	157	LeShaun Sims	CB	Southern Utah
6a	176	(traded to Denver)		
6b	177	(traded to Los Angeles Rams)		
6c	193	Sebastian Tretola	G	Arkansas
7a	222	Aaron Wallace	OLB	UCLA
7b	253	Kalan Reed	CB	Southern Mississippi

Draft Notes

General Manager: Jon Robinson

- 1b, 6a – Picks acquired in a trade with Cleveland for 1c, 3b and a 2017 second-round choice
- 1c, 2b, 2c, 3b – Picks and 2017 first-round and third-round choices acquired in a trade with the L.A. Rams for 1a, 4b and 6b
- 4b – Pick acquired in a trade with Philadelphia for 4a and RB DeMarco Murray
- 5b, 7b – Picks acquired in a trade with Denver for 6a and a 2017 sixth-round choice
- 6c – Pick and a 2017 sixth-round choice acquired in 2015 from Atlanta for G Andy Levitre.

2015

Rd.	Pick	Player	Pos.	College
1	2	Marcus Mariota	QB	Oregon
2a	33	(traded to New York Giants)		
2b	40	Dorial Green-Beckham	WR	Oklahoma
3	66	Jeremiah Poutasi	OL	Utah
4a	100	Angelo Blackson	DE	Auburn

4b	108	Jalston Fowler	FB	Alabama
5	138	David Cobb	RB	Minnesota
6a	177	Deiontrez Mount	OLB	Louisville
6b	208	Andy Gallik	C	Boston College
7a	219	(traded to New England)		
7b	245	Tre McBride	WR	William & Mary

Draft Notes

General Manager: Ruston Webster

- 2b, 4b, 7 – Picks acquired from New York Giants for 2a.
- 6b – Pick acquired in 2014 from New England for LB Akeem Ayers and 7a.

2014

Rd.	Pick	Player	Pos.	College
1	11	Taylor Lewan	T	Michigan
2a	42	(traded to Philadelphia)		
2b	54	Bishop Sankey	RB	Washington
3	77	(traded to San Francisco)		
4a	112	DaQuan Jones	DL	Penn State
4b	122	Marqueston Huff	DB	Wyoming
5	151	Avery Williamson	LB	Kentucky
6a	178	Zach Mettenberger	QB	Louisiana State
6b	186	(traded to Washington)		
7	228	(traded to Washington)		

Draft Notes

General Manager: Ruston Webster

- 2b, 4b – Picks acquired in trade with Philadelphia for 2a.
- 3 – Pick traded to San Francisco during 2013 draft (see 2013, 2a).
- 6a – Pick acquired in trade with Washington for 6b and 7.

2013

Rd.	Pick	Player	Pos.	College
1	10	Chance Warmack	G	Alabama
2a	34	Justin Hunter	WR	Tennessee
2b	40	(traded to San Francisco)		
3a	70	Blidi Wreh-Wilson	CB	Connecticut
3b	97	Zaviar Gooden	LB	Missouri
4	107	Brian Schwenke	C	California
5	142	Lavar Edwards	DE	Louisiana State
6a	176	(traded to Minnesota)		
6b	202	Khalid Wooten	CB	Nevada
7a	216	(traded to San Francisco)		
7b	248	Daimion Stafford	S	Nebraska

Draft Notes

General Manager: Ruston Webster

- 2a – Pick acquired in trade with San Francisco for 2b, 7a and a third-round pick in 2014.
- 6a – Pick traded to Minnesota in 2012 for a seventh-round pick in 2012.
- 3b, 6b, 7b – Awarded as compensatory selections

2012

Rd.	Pick	Player	Pos.	College
1	20	Kendall Wright	WR	Baylor
2	52	Zach Brown	LB	North Carolina
3	82	Mike Martin	DT	Michigan
4	115	Coty Sensabaugh	CB	Clemson
5a	145	Taylor Thompson	TE	Southern Methodist
5b	155	(traded to Miami)		
6	190	Markelle Martin	S	Oklahoma State
7a	211	Scott Solomon	DE	Rice
7b	227	(traded to Miami)		

Draft Notes

General Manager: Ruston Webster

- 5a – Pick acquired in trade with Miami for 5b and 7b
- 7a – Pick acquired in trade with Minnesota for a sixth-round choice in 2013

1999-2020 DRAFT SELECTIONS

2011

Rd.	Pick	Player	Pos.	College
1	8	Jake Locker	QB	Washington
2	39	Akeem Ayers	LB	UCLA
3	77	Jurrell Casey	DT	Southern California
4a	109	Colin McCarthy	LB	Miami (Fla.)
4b	130	Jamie Harper	RB	Clemson
5	142	Karl Klug	DL	Iowa
6	175	Byron Stingily	T	Louisville
7a	212	Zach Clayton	DT	Auburn
7b	251	Tommie Campbell	DB	California (Pa.)

Draft Notes

General Manager: Mike Reinfeldt

- 4b, 7b – Awarded as compensatory selections

2010

Rd.	Pick	Player	Pos.	College
1	16	Derrick Morgan	DE	Georgia Tech
2	47	(traded to New England)		
3a	77	Damian Williams	WR	Southern California
3b	97	Rennie Curran	LB	Georgia
4a	104	Alterraun Verner	CB	UCLA
4b	111	(traded to Seattle)		
5	148	Robert Johnson	S	Utah
6a	176	Rusty Smith	QB	Florida Atlantic
6b	185	(traded to Seattle)		
6c	207	Myron Rolle	S	Florida State
7a	222	Marc Mariani	WR	Montana
7b	241	David Howard	DT	Brown

Draft Notes

General Manager: Mike Reinfeldt

- 3b, 6c, 7b – Awarded as compensatory selections
- 2 – Traded to New England in 2009 (see 2009 3a)
- 4a, 6a – Picks acquired in trade with Seattle for RB LenDale White, DT Kevin Vickerson, 4b and 6b

2009

Rd.	Pick	Player	Pos.	College
1	30	Kenny Britt	WR	Rutgers
2	62	Sen'Derrick Marks	DT	Auburn
3a	89	Jared Cook	TE	South Carolina
3b	94	Ryan Mouton	CB	Hawaii
4a	130	Gerald McRath	LB	Southern Mississippi
4b	135	Troy Kropog	T/G	Tulane
5a	166	(Traded to Dallas)		
5b	173	Javon Ringer	RB	Michigan State
6a	203	Jason McCourty	CB	Rutgers
6b	206	Dominique Edison	WR	Stephen F. Austin
7a	239	Ryan Durand	G	Syracuse
7b	242	Nick Schommer	S	North Dakota State

Draft Notes

General Manager: Mike Reinfeldt

- 4b, 5b, 6b, 7b – Awarded as compensatory selections
- 3a – Pick acquired in trade with New England for second round pick in 2010
- 5a – Pick traded to Dallas (see 2008 4c)

2008

Rd.	Pick	Player	Pos.	College
1	24	Chris Johnson	RB	East Carolina
2	54	Jason Jones	DL	Eastern Michigan
3	85	Craig Stevens	TE	California
4a	103	William Hayes	DE	Winston-Salem State
4b	124	(Traded to Washington)		
4c	126	Lavelle Hawkins	WR	California
4d	134	Stanford Keglar	LB	Purdue
5	157	(Traded to Washington)		
6	189	(Traded to Seattle)		
7	229	Cary Williams	CB	Washburn

Draft Notes

General Manager: Mike Reinfeldt

- 4d – Awarded as compensatory selection
- 4a – Pick acquired in trade with Washington for fourth round pick (#124 overall) and fifth round pick (#157 overall).
- 4b – Traded to Washington (see 4a)
- 4c – Pick acquired in trade with Dallas for Pacman Jones
- 5 – Pick traded to Washington (see 4a)
- 6 – Pick traded to Seattle for Bryce Fisher

2007

Rd.	Pick	Player	Pos.	College
1	19	Michael Griffin	S	Texas
2	50	Chris Henry	RB	Arizona
3	80	Paul Williams	WR	Fresno State
4a	115	Leroy Harris	G/C	N.C. State
4b	128	Chris Davis	WR	Florida State
5	152	Antonio Johnson	DT	Mississippi State
6a	188	Joel Filani	WR	Texas Tech
6b	204	Jacob Ford	DE	Central Arkansas
6c	206	Ryan Smith	CB	Florida
7	223	Mike Otto	T	Purdue

Draft Notes

General Manager: Mike Reinfeldt

- 4b – Pick acquired in trade with Baltimore for Steve McNair in 2006.
- 6b – Pick acquired in trade with San Diego for Billy Volek in 2006.
- 6c – Pick acquired in trade with Indianapolis for seventh round pick (#238 overall) in 2006. That selection was originally obtained from Indianapolis for Rocky Calmus.

2006

Rd.	Pick	Player	Pos.	College
1	3	Vince Young	QB	Texas
2a	39	(Traded to Philadelphia)		
2b	45	LenDale White	RB	Southern California
3	70	(Traded to Buffalo)		
4a	102	Calvin Lowry	S	Penn State
4b	116	Stephen Tulloch	LB	N.C. State
5a	137	Terna Nande	LB	Miami (Ohio)
5b	169	Jesse Mahelona	DT	Tennessee
6	172	Jonathan Orr	WR	Wisconsin
7a	215	Cortland Finnegan	CB	Samford
7b	238	(Traded to Indianapolis)		
7c	245	Spencer Toone	LB	Utah
7d	246	Quinton Ganther	RB	Utah

Draft Notes

General Manager: Floyd Reese

- 5b, 7c and 7d – awarded as compensatory selections
- 2a – Pick traded to Philadelphia (see 2b)
- 2b – Pick acquired from Philadelphia along with 2006 fourth round pick (116 overall) for the Titans second round pick (39 overall)
- 3 – Pick traded to Buffalo for RB Travis Henry in 2005
- 7b – Pick acquired from Indianapolis for LB Rocky Calmus in 2005 and traded back to Indianapolis for sixth round selection in 2007

2005

Rd.	Pick	Player	Pos.	College
1	6	Adam Jones	CB	West Virginia
2a	37	(Traded to Detroit)		
2b	41	Michael Roos	T	Eastern Washington
3a	68	Courtney Roby	WR	Indiana
3b	96	Brandon Jones	WR	Oklahoma
4a	108	Vincent Fuller	S	Virginia Tech
4b	113	David Stewart	T	Mississippi State
4c	136	Roydell Williams	WR	Tulane
5a	142	Damien Nash	RB	Missouri
5b	150	Daniel Loper	T	Texas Tech
6	179	Bo Scaife	TE	Texas
7	218	Reynaldo Hill	CB	Florida

1999-2020 DRAFT SELECTIONS

Draft Notes

General Manager: Floyd Reese

- 3b and 4c – awarded as compensatory selections
- 2a – Pick traded to Detroit (see 2b)
- 2b – Pick acquired from Detroit along with 2005 fourth round pick (113 overall) for the Titans second round pick (37 overall)
- 4b – Pick acquired from Detroit (see 2b)
- 5b – Pick acquired from Kansas City for DE Carlos Hall

2004

Rd.	Pick	Player	Pos.	College
1	27	(Traded to Houston)		
2a	40	Ben Troupe	TE	Florida
2b	42	Travis LaBoy	DE	Hawaii
2c	57	Antwan Odom	DE	Alabama
3a	71	Randy Starks	DT	Maryland
3b	92	Rich Gardner	CB	Penn State
4a	103	Bo Schobel	DE	TCU
4b	124	Michael Waddell	CB	North Carolina
5a	138	Jacob Bell	G	Miami (Ohio)
5b	159	(Traded to Houston)		
5c	165	Robert Reynolds	LB	Ohio State
6	191	Troy Fleming	RB	Tennessee
7a	230	Jared Clauss	DT	Iowa
7b	239	Eugene Amano	C	S.E. Missouri State
7c	241	Sean McHugh	TE	Penn State

Draft Notes

General Manager: Floyd Reese

- 5c, 7b, 7c – awarded as compensatory selections
- 1 – Pick traded to Houston (see 2a)
- 2a – Pick acquired from Houston along with 2004 third round pick (71 overall), fourth round pick (103 overall) and fifth round pick (138 overall) for the Titans 2004 first round pick (27 overall) and fifth round pick (159 overall)
- 2b – Pick acquired from New York Jets for WR Justin McCarens
- 3a – Pick acquired in Houston trade (see 2a)
- 4a – Pick acquired in Houston trade (see 2a)
- 5a – Pick acquired in Houston trade (see 2a)
- 5b – Pick traded to Houston (see 2a)

2003

Rd.	Pick	Player	Pos.	College
1	28	Andre Woolfolk	CB	Oklahoma
2	60	Tyrone Calico	WR	Middle Tennessee State
3	93	Chris Brown	RB	Colorado
4	126	Rien Long	DT	Washington State
5a	154	Donnie Nickey	S	Ohio State
5b	164	(Traded to New England)		
6	201	(Traded to New England)		
7a	225	Todd Williams	T	Florida State
7b	243	(Traded to New England)		

Draft Notes

General Manager: Floyd Reese

- 5a – Pick acquired from New England along with 2003 seventh round pick (225 overall) for the Titans 2003 fifth round pick (164 overall), sixth round pick (201 overall) and seventh round pick (243 overall)
- 5b – Pick traded to New England (see 5a)
- 6 – Pick traded to New England (see 5a)
- 7a – Pick acquired in New England trade (see 5a)
- 7b – Pick traded to New England (see 5a)

2002

Rd.	Pick	Player	Pos.	College
1a	14	(Traded to N.Y. Giants)		
1b	15	Albert Haynesworth	DT	Tennessee
2	45	Tank Williams	S	Stanford
3	77	Rocky Calmus	LB	Oklahoma
4a	110	Mike Echols	CB	Wisconsin
4b	115	Tony Beckham	CB	Wisconsin-Stout
4c	133	Rocky Boiman	LB	Notre Dame

5	151	Jake Schifino	WR	Akron
6	187	Justin Hartwig	G	Kansas
7a	225	Darrell Hill	WR	Northern Illinois
7b	240	Carlos Hall	DE	Arkansas

Draft Notes

General Manager: Floyd Reese

- 4c – awarded as compensatory selection
- 1a – Pick traded to N.Y. Giants (see 1b)
- 1b – Pick acquired from the New York Giants along with 2002 fourth round pick (115 overall) for the Titans 2002 first round pick (14 overall)
- 4b – Pick acquired in Giants trade (see 1b)
- 7b – Pick acquired from Green Bay for DT Rod Walker

2001

Rd.	Pick	Player	Pos.	College
1	29	(Traded to St. Louis)		
2	60	Andre Dyson	CB	Utah
3	90	Shad Meier	TE	Kansas State
4	124	Justin McCarens	WR	Northern Illinois
5	159	Eddie Berlin	WR	Northern Iowa
6a	192	Dan Alexander	RB	Nebraska
6b	199	Adam Haayer	T	Minnesota
7a	229	(Traded to Oakland)		
7b	232	Keith Adams	LB	Clemson

Draft Notes

General Manager: Floyd Reese

- 6b, 7b – awarded as compensatory selections
- 1 – Pick traded to St. Louis for DE Kevin Carter
- 7a – Pick traded to Oakland for C Gennaro DiNapoli

2000

Rd.	Pick	Player	Pos.	College
1	30	Keith Bulluck	LB	Syracuse
3a	68	Erron Kinney	TE	Florida
3b	93	Byron Frisch	DE	Brigham Young
4a	124	Bobby Myers	S	Wisconsin
4b	128	Peter Sirmon	LB	Oregon
5a	135	Aric Morris	S	Michigan State
5b	160	Frank Chamberlin	LB	Boston College
6	197	Robaire Smith	DE	Michigan State
7a	213	Mike Green	RB	Houston
7b	237	Wes Shivers	T	Mississippi State

Draft Notes

General Manager: Floyd Reese

- 4b – awarded as compensatory selection
- 7a – Pick acquired from Chicago for LB Lemanski Hall

1999

Rd.	Pick	Player	Pos.	College
1	16	Jevon Kearse	DE	Florida
2a	46	(Traded to New England)		
2b	52	John Thornton	DT	West Virginia
3	81	Zach Piller	G	Florida
4a	114	Brad Ware	S	Auburn
4b	117	Donald Mitchell	CB	Southern Methodist
5	151	Kevin Daft	QB	California-Davis
6	186	Darran Hall	WR	Colorado State
7	222	Phil Glover	LB	Utah

Draft Notes

General Manager: Floyd Reese

- 2a – Pick traded to New England (see 2b)
- 2b – Pick acquired from New England along with 1999 fourth round pick (117 overall) for Titans 1999 second round pick (46 overall)
- 4b – Pick acquired in New England trade (see 2b)



The Titans traded for Ryan Tannehill in 2019.

TITANS TRADE HISTORY SINCE 1997

2020 TRADES

Trade Date/Teams	Compensation	Overall	Player Selected	Note
1. March 19, 2020				
Tennessee Receives:	Draft Choice:	Round 7, 2020	#237 CB Thakarius Keyes	Pick traded to Kansas City; originally from New England
Denver Receives:	Player:	DT Jurrell Casey		
2. April 25, 2020 (Draft Day Trade)				
Tennessee Receives:	Draft Choice:	Round 6, 2021		Pick originally from New England through Denver
Kansas City Receives:	Draft Choice:	Round 7, 2020	#237 CB Thakarius Keyes	
3. Oct. 14, 2020				
Tennessee Receives:	Draft Choice:	Round 6, 2021		
Jacksonville Receives:	Draft Choice:	Round 7, 2021		
	Player:	OLB Kamalei Correa		
4. Nov. 2, 2020				
Tennessee Receives:	Player:	CB Desmond King II		Pick originally from Jacksonville
L.A. Chargers Receive:	Draft Choice:	Round 6, 2021		

2019 TRADES

Trade Date/Teams	Compensation	Overall	Player Selected	Note
1. March 15, 2019				
Tennessee Receives:	Player:	QB Ryan Tannehill		Pick traded to Pittsburgh
	Draft Choice:	Round 6, 2019	#188 LB David Long	
Miami Receives:	Draft Choice:	Round 7, 2019	#233 RB Chandler Cox	
	Draft Choice:	Round 4, 2020	#135 G Kevin Dotson	
2. April 27, 2019 (Draft Day Trade)				
Tennessee Receives:	Draft Choice:	Round 4, 2019	#116 DB Amani Hooker	Pick originally from Miami through New Orleans
	Draft Choice:	Round 5, 2019	#168 OLB D'Andre Walker	
N.Y. Jets Receive:	Draft Choice:	Round 4, 2019	#121 TE Trevon Wesco	Pick originally from New Orleans
	Draft Choice:	Round 5, 2019	#157 LB Blake Cashman	
3. August 29, 2019				
Tennessee Receives:	Player:	OLB Reggie Gilbert		
Green Bay Receives:	Draft Choice:	Round 6, 2020	#208 C Jake Hanson	
4. August 31, 2019				
Tennessee Receives:	Draft Choice:	Round 7, 2020	#224 QB Cole McDonald	
Cleveland Receives:	Player:	WR Taywan Taylor		

TITANS TRADE HISTORY SINCE 1997

2018 TRADES

Trade Date/Teams	Compensation	Overall	Player Selected	Note	
1. April 26, 2018 (Draft Day Trade)					
Tennessee Receives:	Draft Choice:	Round 1, 2018	#22	LB Rashaan Evans	Pick originally from Kansas City through Buffalo
	Draft Choice:	Round 6, 2018	#215	C Bradley Bozeman	Pick traded back to Baltimore
Baltimore Receives:	Draft Choice:	Round 1, 2018	#25	TE Hayden Hurst	
	Draft Choice:	Round 4, 2018	#125	DB Avonte Maddox	Pick traded to Philadelphia
2. April 27, 2018 (Draft Day Trade)					
Tennessee Receives:	Draft Choice:	Round 2, 2018	#41	OLB Harold Landry	
Oakland Receives:	Draft Choice:	Round 2, 2018	#57	DT P.J. Hall	
	Draft Choice:	Round 3, 2018	#89	T Joseph Noteboom	Pick traded to L.A. Rams
3. April 28, 2018 (Draft Day Trade)					
Tennessee Receives:	Draft Choice:	Round 5, 2018	#152	DB Dane Cruikshank	
Baltimore Receives:	Draft Choice:	Round 5, 2018	#162	WR Jordan Lasley	
	Draft Choice:	Round 6, 2018	#215	C Bradley Bozeman	Pick originally from Baltimore
4. August 28, 2018					
Tennessee Receives:	Player:	OLB Kamalei Correa			
Baltimore Receives:	Draft Choice:	Round 6, 2019		DB Marcus Epps	Pick traded to Minnesota

2017 TRADES

Trade Date/Teams	Compensation	Overall	Player Selected	Note	
1. April 28, 2017 (Draft Day Trade)					
New England Receives:	Draft Choice:	Round 3, 2017	#83	DE Derek Rivers	
	Draft Choice:	Round 4, 2017	#124	LB Jalen Reeves-Maybin	Pick traded to Detroit
Tennessee Receives:	Draft Choice:	Round 3, 2017	#72	WR Taywan Taylor	Pick originally from Carolina
	Draft Choice:	Round 6, 2017	#200	T Adam Bisnowaty	Pick traded to N.Y. Giants; originally from Indianapolis
2. April 29, 2017 (Draft Day Trade)					
Philadelphia Receives:	Draft Choice:	Round 5, 2017	#164	G Isaac Asiata	Pick traded to Miami
	Draft Choice:	Round 6, 2017	#214	DT Elijah Qualls	Pick originally from Atlanta
Tennessee Receives:	Draft Choice:	Round 5, 2017	#155	LB Jayon Brown	
3. April 29, 2017 (Draft Day Trade)					
N.Y. Giants Receive:	Draft Choice:	Round 6, 2017	#200	T Adam Bisnowaty	Pick originally from Indianapolis through New England
Tennessee Receives:	Draft Choice:	Round 6, 2017	#207	DB Brandon Wilson	Pick traded to Cincinnati
	Draft Choice:	Round 7, 2017	#241	RB Khalfani Muhammad	
4. April 29, 2017 (Draft Day Trade)					
Cincinnati Receives:	Draft Choice:	Round 6, 2017	#207	DB Brandon Wilson	Pick originally from N.Y. Giants
Tennessee Receives:	Draft Choice:	Round 6, 2017	#217	OL Corey Levin	Compensatory pick
	Draft Choice:	Round 7, 2017	#227	OLB Josh Carraway	
5. Sept. 1, 2017					
Kansas City Receives:	Draft Choice:	Round 7, 2018	#243	DB Keion Crossen	Conditional draft choice; traded to New England
Tennessee Receives:	Player:	DE David King			

2016 TRADES

Trade Date/Teams	Compensation	Overall	Player Selected	Note	
1. March 9, 2016					
Philadelphia Receives:	Draft Choice:	Round 4, 2016	#100	QB Connor Cook	Pick traded from Philadelphia to Cleveland to Oakland
Tennessee Receives:	Player:	RB DeMarco Murray			
	Draft Choice:	Round 4, 2016	#113	LB Nick Kwiatkoski	Pick traded from Tennessee to Los Angeles to Chicago
2. April 14, 2016					
Los Angeles Receives:	Draft Choice:	Round 1, 2016	#1	QB Jared Goff	
	Draft Choice:	Round 4, 2016	#113	LB Nick Kwiatkoski	Pick originally from Philadelphia; traded from Los Angeles to Chicago
	Draft Choice:	Round 6, 2016	#177	TE Temarrick Hemingway	

TITANS TRADE HISTORY SINCE 1997

Tennessee Receives:	Draft Choice:	Round 1, 2016	#15	WR Corey Coleman	Pick traded from Tennessee to Cleveland
	Draft Choice:	Round 2, 2016	#43	DL Austin Johnson	Pick originally from Philadelphia
	Draft Choice:	Round 2, 2016	#45	RB Derrick Henry	
	Draft Choice:	Round 3, 2016	#76	T Shon Coleman	Pick traded from Tennessee to Cleveland
	Draft Choice:	Round 1, 2017	#5	WR Corey Davis	
	Draft Choice:	Round 3, 2017	#100	TE Jonnu Smith	Compensatory pick

3. April 28, 2016 (Draft Day Trade)

Cleveland Receives:	Draft Choice:	Round 1, 2016	#15	WR Corey Coleman	Pick originally from Los Angeles
	Draft Choice:	Round 3, 2016	#76	T Shon Coleman	Pick originally from Los Angeles
	Draft Choice:	Round 2, 2017	#52	QB DeShone Kizer	
Tennessee Receives:	Draft Choice:	Round 1, 2016	#8	T Jack Conklin	Pick originally from Miami through Philadelphia
	Draft Choice:	Round 6, 2016	#176	RB Andy Janovich	Pick traded from Tennessee to Denver

4. April 30, 2016 (Draft Day Trade)

Denver Receives:	Draft Choice:	Round 6, 2016	#176	RB Andy Janovich	Pick originally from Cleveland
	Draft Choice:	Round 6, 2017	#203	RB De'Angelo Henderson	
Tennessee Receives:	Draft Choice:	Round 5, 2016	#157	CB LeShaun Sims	Pick originally from N.Y. Jets
	Draft Choice:	Round 7, 2016	#253	CB Kalan Reed	

5. Aug. 16, 2016

Tennessee Receives:	Player:	G/T Dennis Kelly			
Philadelphia Receives:	Player:	WR Dorial Green-Beckham			

2015 TRADES

Trade Date/Teams	Compensation	Overall	Player Selected	Note	
1. May 1, 2015 (Draft Day Trade)					
New York Giants Receive:	Draft Choice:	Round 2, 2015	#33	S Landon Collins	
Tennessee Receives:	Draft Choice:	Round 2, 2015	#40	WR Dorial Green-Beckham	
	Draft Choice:	Round 4, 2015	#108	FB Jalston Fowler	
	Draft Choice:	Round 7, 2015	#245	WR Tre McBride	Pick originally from Denver
2. Sept. 4, 2015					
Atlanta Receives:	Player:	G Andy Levitre			
Tennessee Receives:	Draft Choice:	Round 6, 2016	#193	G Sebastian Tretola	
	Draft Choice:	Round 6, 2017	#214	DT Elijah Qualls	Pick traded to Philadelphia
3. Sept. 6, 2015					
Cleveland Receives:	Draft Choice:	Conditional 2016 Pick	(none)	Conditions not met for Cleveland to receive pick	
Tennessee Receives:	Player:	RB Terrance West			

2014 TRADES

Trade Date/Teams	Compensation	Overall	Player Selected	Note	
1. May 9, 2014 (Draft Day Trade)					
Philadelphia Receives:	Draft Choice:	Round 2, 2014	#42	WR Jordan Matthews	
Tennessee Receives:	Draft Choice:	Round 2, 2014	#54	RB Bishop Sankey	
	Draft Choice:	Round 4, 2014	#122	DB Marqueston Huff	
2. May 10, 2014 (Draft Day Trade)					
Washington Receives:	Draft Choice:	Round 6, 2014	#186	RB Lache Seastrunk	
	Draft Choice:	Round 7, 2014	#228	K Zach Hocker	
Tennessee Receives:	Draft Choice:	Round 6, 2014	#178	QB Zach Mettenberger	
3. Aug. 30, 2014					
Dallas Receives:	Player:	DE Lavar Edwards			
Tennessee Receives:	Draft Choice:	Conditional 2015 Pick	(none)	Conditions not met for Tennessee to receive pick	
4. Oct. 22, 2014					
New England Receives:	Player:	LB Akeem Ayers			
	Draft Choice:	Round 7, 2015	#219	ILB Hayes Pullard	Pick by Cleveland after trade from New England
Tennessee Receives:	Draft Choice:	Round 6, 2015	#208	C Andy Gallik	

TITANS TRADE HISTORY SINCE 1997

2013 TRADES

Trade Date/Teams	Compensation	Overall	Player Selected	Note
1. April 26, 2013 (Draft Day Trade)				
San Francisco Receives:	Draft Choice:	Round 2, 2013	#40	DE Cornelius Carradine
	Draft Choice:	Round 7, 2013	#216	WR Charles Johnson
	Draft Choice:	Round 3, 2014	#77	LB Chris Borland
Tennessee Receives:	Draft Choice:	Round 2, 2013	#34	WR Justin Hunter

2012 TRADES

Trade Date/Teams	Compensation	Overall	Player Selected	Note
1. April 28, 2012 (Draft Day Trade)				
Miami Receives:	Draft Choice:	Round 5, 2012	#155	LB Josh Kaddu
	Draft Choice:	Round 7, 2012	#227	WR Rishard Matthews
Tennessee Receives	Draft Choice:	Round 5, 2012	#145	TE Taylor Thompson
2. April 28, 2012 (Draft Day Trade)				
Minnesota Receives:	Draft Choice:	Round 6, 2013	#176	T David Quessenberry
				Pick by Houston after trade from MIN to AZ to OAK to HOU
Tennessee Receives:	Draft Choice:	Round 7, 2012	#211	DE Scott Solomon

2011 TRADES

Trade Date/Teams	Compensation	Overall	Player Selected	Note
1. Sept. 3, 2011				
Green Bay Receives:	Draft Choice:	Conditional 2012 Pick	(none)	Conditions not met for Green Bay to receive pick
Tennessee Receives:	Player:	FB Quinn Johnson		

2010 TRADES

Trade Date/Teams	Compensation	Overall	Player Selected	Note
1. April 24, 2010 (Draft Day Trade)				
Seattle Receives:	Draft Choice:	Round 4, 2010	#111	DB Walter Thurmond
	Draft Choice:	Round 6, 2010	#185	TE Anthony McCoy
	Player:	RB LenDale White		
	Player:	DT Kevin Vickerson		
Tennessee Receives:	Draft Choice:	Round 4, 2010	#104	CB Alterraun Verner
	Draft Choice:	Round 6, 2010	#176	QB Rusty Smith

2009 TRADES

Trade Date/Teams	Compensation	Overall	Player Selected	Note
1. April 26, 2009 (Draft Day)				
New England Receives:	Draft Choice:	Round 2, 2010	#47	LB Daryl Washington
Tennessee Receives:	Draft Choice:	Round 3, 2009	#89	TE Jared Cook

2008 TRADES

Trade Date/Teams	Compensation	Overall	Player Selected	Note
1. April 26, 2008 (Draft Day)				
Dallas Receives:	Player:	CB Pacman Jones		
	Draft Choice:	Round 5, 2009	#166	DB Michael Hamlin
Tennessee Receives:	Draft Choice:	Round 4, 2008	#126	WR Lavelle Hawkins
2. April 27, 2008 (Draft Day)				
Washington Receives:	Draft Choices:	Round 4, 2008	#124	CB Justin Tryon
	Draft Choice:	Round 5, 2008	#157	G Roy Schuening
Tennessee Receives:	Draft Choice:	Round 4, 2008	#103	DE William Hayes
				Pick later traded to St. Louis
				Pick originally from Atlanta

TITANS TRADE HISTORY SINCE 1997

2007 TRADES

Trade Date/Teams	Compensation	Overall	Player Selected	Note
1. Sept. 11, 2007				
Seattle Receives:	Draft Choice:	Round 6, 2008	#189	LS Tyler Schmitt
Tennessee Receives:	Player:	DE Bryce Fisher		

2006 TRADES

Trade Date/Teams	Compensation	Overall	Player Selected	Note
1. April 29, 2006 (Draft Day)				
Philadelphia Receives:	Draft Choice:	Round 2, 2006	#39	T Winston Justice
Tennessee Receives:	Draft Choice:	Round 2, 2006	#45	RB LenDale White
	Draft Choice:	Round 4, 2006	#116	LB Stephen Tulloch
2. April 30, 2006 (Draft Day)				
Indianapolis Receives:	Draft Choice:	Round 7, 2006	#238	CB T.J. Rushing
Tennessee Receives:	Draft Choice:	Round 6, 2007	#206	CB Ryan Smith
				Pick originally obtained from Ind. for Rocky Calmus
3. June 9, 2006				
Baltimore Receives:	Player:	QB Steve McNair		
Tennessee Receives:	Draft Choice:	Round 4, 2007	#128	WR Chris Davis
4. Sept. 20, 2006				
San Diego Receives:	Player:	QB Billy Volek		
Tennessee Receives:	Draft Choice:	Round 6, 2007	#204	DE Jacob Ford

2005 TRADES

Trade Date/Teams	Compensation	Overall	Player Selected	Note
1. April 6, 2005				
Kansas City Receives:	Player:	DE Carlos Hall		
Tennessee Receives:	Draft Choice:	Round 5, 2005	#150	T Daniel Loper
2. April 23, 2005 (Draft Day)				
Detroit Receives:	Draft Choice:	Round 2, 2005	#37	DE Shaun Cody
Tennessee Receives:	Draft Choice:	Round 2, 2005	#41	T Michael Roos
	Draft Choice:	Round 4, 2005	#113	T David Stewart
3. July 19, 2005				
Buffalo Receives:	Draft Choice:	Round 3, 2006	#70	CB Ashton Youboty
Tennessee Receives:	Player:	RB Travis Henry		
4. Sept. 3, 2005				
Indianapolis Receives:	Player:	LB Rocky Calmus		
Tennessee Receives:	Draft Choice:	Round 7, 2006	#238	CB T.J. Rushing
				Pick traded back to Ind. on April 30, 2006

2004 TRADES

Trade Date/Teams	Compensation	Overall	Player Selected	Note
1. March 8, 2004				
New York Jets Receive:	Player:	WR Justin McCareins		
Tennessee Receives:	Draft Choice:	Round 2, 2004	#42	DE Travis LaBoy
2. April 24, 2004 (Draft Day)				
Houston Receives:	Draft Choice:	Round 1, 2004	#27	DE Jason Babin
	Draft Choice:	Round 5, 2004	#159	T Sean Bubin
Tennessee Receives:	Draft Choice:	Round 2, 2004	#40	TE Ben Troupe
	Draft Choice:	Round 3, 2004	#71	DT Randy Starks
	Draft Choice:	Round 4, 2004	#103	DE Bo Schobel
	Draft Choice:	Round 5, 2004	#138	G Jacob Bell
				Pick later traded to Jacksonville

TITANS TRADE HISTORY SINCE 1997

2003 TRADES

Trade Date/Teams	Compensation	Overall	Player Selected	Note
1. April 27, 2003 (Draft Day)				
New England Receives:	Draft Choice:	Round 5, 2003	#164	C Dan Koppen
	Draft Choice:	Round 6, 2003	#201	QB Kliff Kingsbury
	Draft Choice:	Round 7, 2003	#243	DT Ethan Kelley
Tennessee Receives:	Draft Choice:	Round 5, 2003	#154	S Donnie Nickey
	Draft Choice:	Round 7, 2003	#225	T Todd Williams
				Pick originally from Houston
				Pick originally from St. Louis

2002 TRADES

Trade Date/Teams	Compensation	Overall	Player Selected	Note
1. April 20, 2002 (Draft Day)				
N.Y. Giants Receive:	Draft Choice:	Round 1, 2002	#14	TE Jeremy Shockey
Tennessee Receives:	Draft Choice:	Round 1, 2002	#15	DT Albert Haynesworth
	Draft Choice:	Round 4, 2002	#115	CB Tony Beckham

2001 TRADES

Trade Date/Teams	Compensation	Overall	Player Selected	Note
1. April 4, 2001				
St. Louis Receives:	Draft Choice:	Round 1, 2001	#29	DT Ryan Pickett
Tennessee Receives:	Player:	DE Kevin Carter		
2. Sept. 2, 2001				
Green Bay Receives:	Player:	DT Rod Walker		
Tennessee Receives:	Draft Choice:	Round 7, 2002	#240	DE Carlos Hall
3. Sept. 2, 2001				
Carolina Receives:	Player:	S Perry Phenix		
Tennessee Receives:	Draft Choice:	Conditional Future Pick	(none)	Conditions not met for Tennessee to receive pick

2000 TRADES

Trade Date/Teams	Compensation	Overall	Player Selected	Note
1. April 15, 2000 (Draft Day)				
Philadelphia Receives:	Draft Choice:	Round 2, 2000	#61	G Bobby Williams
Tennessee Receives:	Draft Choice:	Round 3, 2000	#68	TE Erron Kinney
	Draft Choice:	Round 5, 2000	#135	S Aric Morris
2. Aug. 27, 2000				
Oakland Receives:	Draft Choice:	Round 7, 2001	#229	WR Ken-Yon Rambo
Tennessee Receives:	Player:	C Gennaro DiNapoli		

1999 TRADES

Trade Date/Teams	Compensation	Overall	Player Selected	Note
1. April 17, 1999 (Draft Day)				
New England Receives:	Draft Choice:	Round 2, 1999	#46	RB Kevin Faulk
Tennessee Receives:	Draft Choice:	Round 2, 1999	#52	DT John Thornton
	Draft Choice:	Round 4, 1999	#117	CB Donald Mitchell

1998 TRADES

Trade Date/Teams	Compensation	Overall	Player Selected	Note
1. Sept. 1, 1998				
Chicago Receives:	Player:	LB Lemanski Hall		
Tennessee Receives:	Draft Choice:	Round 7, 2000	#213	RB Mike Green

TITANS TRADE HISTORY SINCE 1997

1997 TRADES

Trade Date/Teams	Compensation	Overall	Player Selected	Note
1. Feb. 24, 1997				
Atlanta Receives:	Player:		QB Chris Chandler	
Tennessee Receives:	Draft Choice:	Round 4, 1997	#98 WR Derrick Mason	
	Draft Choice:	Round 6, 1997	#165 TE Nicky Savoie	Pick later traded to New Orleans
2. April 19, 1997 (Draft Day)				
Kansas City Receives:	Draft Choice:	Round 1, 1997	#13 TE Tony Gonzalez	
	Draft Choice:	Round 4, 1997	#110 QB Pat Barnes	
Tennessee Receives:	Draft Choice:	Round 1, 1997	#18 DE Kenny Holmes	
	Draft Choice:	Round 3, 1997	#81 T Scott Sanderson	
	Draft Choice:	Round 4, 1997	#116 WR Keith Poole	Pick later traded to New Orleans
	Draft Choice:	Round 6, 1997	#181 LB Dennis Stallings	
3. April 20, 1997 (Draft Day)				
New Orleans Receives:	Draft Choice:	Round 4, 1997	#116 WR Keith Poole	Pick originally from Kansas City
	Draft Choice:	Round 6, 1997	#165 TE Nicky Savoie	Pick originally from Atlanta
Tennessee Receives:	Draft Choice:	Round 4, 1997	#107 DE Pratt Lyons	

RECENT VETERAN FREE AGENCY HISTORY

2020

Players Signed (7)

OLB Vic Beasley, Jr. (Atlanta)
 DB Ibraheim Campbell (Green Bay)
 DL Jack Crawford (Atlanta)
 LB Nick Dzubnar (L.A. Chargers)
 CB Johnathan Joseph (Houston)
 RB Seniorise Perry (Buffalo)
 T Ty Sambrailo (Atlanta)

Players Lost (6)

T Jack Conklin (Cleveland)
 WR Darius Jennings (L.A. Chargers)
 DL Austin Johnson (N.Y. Giants)
 QB Marcus Mariota (Las Vegas)
 WR Tajaé Sharpe (Minnesota)
 CB LeShaun Sims (Cincinnati)

2019

Players Signed (4)

WR Adam Humphries (Tampa Bay)
 G Rodger Saffold (L.A. Rams)
 DL Brent Urban (Baltimore)
 OLB Cameron Wake (Miami)

Players Lost (2)

TE Luke Stocker (Atlanta)
 G Quinton Spain (Buffalo)

2018

Players Signed (10)

CB Malcolm Butler (New England)
 WR Michael Campanaro (Baltimore)
 LB Will Compton (Washington)
 QB Blaine Gabbert (Arizona)
 RB Dion Lewis (New England)
 S Kendrick Lewis (Baltimore)
 DL Bennie Logan (Kansas City)
 G Kevin Pamphile (Tampa Bay)
 OL Xavier Su'a-Filo (Houston)
 WR Nick Williams (Atlanta)

Players Lost (3)

DB Curtis Riley (N.Y. Giants)
 QB Brandon Weeden (Houston)
 LB Avery Williamson (N.Y. Jets)

2017

Players Signed (8)

LB Daren Bates (Oakland)
 S Johnathan Cyprien (Jacksonville)
 CB Demontre Hurst (Chicago)
 OL Tim Lelito (New Orleans)
 CB Logan Ryan (New England)
 S Brynden Trawick (Oakland)
 KR/WR Eric Weems (Atlanta)
 NT Sylvester Williams (Denver)

Players Lost (9)

LB David Bass (Seattle)
 T/G Byron Bell (Dallas)
 CB Valentino Blake (N.Y. Giants)
 TE Anthony Fasano (Miami)
 C/G Brian Schwenke (Indianapolis)
 LB Sean Spence (Indianapolis)
 S Daimion Stafford (Pittsburgh)
 G Chance Warmack (Philadelphia)
 WR Kendall Wright (Chicago)

2016

Players Signed (7)

CB Brice McCain (Miami)
 C Ben Jones (Houston)
 QB Matt Cassel (Dallas)
 WR Rishard Matthews (Miami)
 LB Sean Spence (Pittsburgh)
 CB Antwon Blake (Pittsburgh)
 S Rashad Johnson (Arizona)

Players Lost (5)

LB Zach Brown (Buffalo)
 FB Steven Johnson (Pittsburgh)
 OL Joe Looney (Dallas)
 DT Mike Martin (Philadelphia)
 CB Coty Sensabaugh (Los Angeles)

2015

Players Signed (7)

T Byron Bell (Carolina)
 CB Perrish Cox (San Francisco)
 WR Harry Douglas (Atlanta)
 TE Anthony Fasano (Kansas City)
 WR Hakeem Nicks (Indianapolis)
 OLB Brian Orakpo (Washington)

S Da'Norris Searcy (Buffalo)

Players Lost (3)

CB Brandon Ghee (Cincinnati)
 FB Collin Mooney (Atlanta)
 WR Nate Washington (Houston)

2014

Players Signed (8)

RB Dexter McCluster (Kansas City)
 DL Al Woods (Pittsburgh)
 QB Charlie Whitehurst (San Diego)
 LB Wesley Woodyard (Denver)
 T Michael Oher (Baltimore)
 LB Shaun Phillips (Denver)
 G/C Eric Olsen (Pittsburgh)
 WR Brian Robiskie (Atlanta)

Players Lost (4)

CB Alterraun Verner (Tampa Bay)
 WR Damian Williams (Miami)
 WR Kenny Britt (St. Louis)
 QB Rusty Smith (N.Y. Giants)

2013

Players Signed (14)

S George Wilson (Buffalo)
 LB Moise Fokou (Indianapolis)
 RB Shonn Greene (N.Y. Jets)
 DT Sammie Hill (Detroit)
 G Andy Levitre (Buffalo)
 TE Delanie Walker (San Francisco)
 G/C Rob Turner (St. Louis)
 QB Ryan Fitzpatrick (Buffalo)
 S Bernard Pollard (Baltimore)
 DE Ropati Pitoitua (Kansas City)
 WR Kevin Walter (Houston)
 C/G Chris Spencer (Chicago)
 RB Jalen Parmele (Jacksonville)
 DT Antonio Johnson (Indianapolis)

Players Lost (5)

TE Jared Cook (St. Louis)
 LB Zac Diles (Kansas City)
 G Leroy Harris (Detroit)
 DT Sen'Derrick Marks (Jacksonville)
 DE Jarius Wynn (San Diego)

RECENT VETERAN FREE AGENCY HISTORY

2012

Players Signed (7)

G Steve Hutchinson (Minnesota)
 DE Kamerion Wimbley (Oakland)
 DE Leger Douzable (Jacksonville)
 LB Zac Diles (Indianapolis)
 G Kyle DeVan (Philadelphia)
 C Jon Cooper (Minnesota)
 S Aaron Francisco (Detroit)

Players Lost (6)

WR Donnie Avery (Indianapolis)
 CB Cortland Finnegan (St. Louis)
 S Chris Hope (Atlanta)
 DE William Hayes (St. Louis)
 DE Jason Jones (Seattle)
 LB Barrett Ruud (Seattle)

2011

Players Signed (11)

QB Matt Hasselbeck (Seattle)
 DT Shaun Smith (Kansas City)
 TE Daniel Graham (Denver)
 LB Barrett Ruud (Tampa Bay)
 CB Frank Walker (Minnesota)
 S Jordan Babineaux (Seattle)
 T Pat McQuistan (Miami)
 S Anthony Smith (Green Bay)
 T Adam Terry (Jacksonville)
 RB Kestahn Moore (Washington)
 WR Kevin Curtis (Kansas City)

Players Lost (4)

DE Jason Babin (Philadelphia)
 QB Kerry Collins (Indianapolis)
 LB Stephen Tulloch (Detroit)
 TE Bo Scaife (Cincinnati)

2010

Players Signed (6)

LB Will Witherspoon (Philadelphia)
 P/K Ricky Schmitt (San Francisco)
 DE Jason Babin (Philadelphia)
 CB Tye Hill (Atlanta)
 QB Chris Simms (Denver)
 TE Sean Ryan (Washington)

Players Lost (2)

DE Kyle Vanden Bosch (Detroit)
 TE Alge Crumpler (New England)

2009

Players Signed (5)

CB DeMarcus Faggins (Houston)
 DT Jovan Haye (Tampa Bay)
 WR Mark Jones (Carolina)
 QB Patrick Ramsey (Denver)
 WR Nate Washington (Pittsburgh)

Players Lost (6)

CB Chris Carr (Baltimore)
 DT Albert Haynesworth (Washington)
 WR Brandon Jones (San Francisco)
 CB Eric King (Detroit)
 T Daniel Loper (Detroit)
 QB Chris Simms (Denver)

2008

Players Signed (7)

TE Dwayne Blakley (Atlanta)
 CB Chris Carr (RFA-Oakland)
 TE Alge Crumpler (Atlanta)
 DE Jevon Kearse (Philadelphia)
 WR Justin McCareins (N.Y. Jets)
 OT Jake Scott (Indianapolis)
 LB Josh Stamer (Buffalo)

Players Lost (8)

G Jacob Bell (St. Louis)
 RB Chris Brown (Houston)
 LB Gilbert Gardner (Detroit)
 TE Ben Hartssock (Atlanta)
 DE Travis LaBoy (Arizona)
 DE Antwan Odom (Cincinnati)
 DT Randy Starks (Miami)
 TE Ben Troupe (Tampa Bay)

2007

Players Signed (6)

LB Ryan Fowler (RFA-Dallas)
 WR Justin Gage (Chicago)
 CB Nick Harper (Indianapolis)
 CB Kelly Herndon (Seattle)
 QB Tim Rattay (Tampa Bay)
 S Bryan Scott (New Orleans)

Players Lost (3)

WR Drew Bennett (St. Louis)
 DT Robaire Smith (Cleveland)
 WR Bobby Wade (Minnesota)

2006

Players Signed (4)

WR David Givens (New England)
 S Chris Hope (Pittsburgh)
 C Kevin Mawae (N.Y. Jets)
 LB David Thornton (Indianapolis)

Players Lost (4)

LB Rocky Boiman (Dallas)
 C Justin Hartwig (Carolina)
 LB Brad Kassell (N.Y. Jets)
 S Tank Williams (Minnesota)

2005

Players Signed (1)

DE Kyle Vanden Bosch (Arizona)

Players Lost (4)

RB Antowain Smith (New Orleans)
 WR Eddie Berlin (Chicago)
 CB Andre Dyson (Seattle)
 TE Shad Meier (New Orleans)

2004

Players Signed (0)

Players Lost (2)

DE Jevon Kearse (Philadelphia)
 DT Robaire Smith (Houston)

2003

Players Signed (0)

Players Lost (5)

WR Kevin Dyson (Carolina)
 DT John Thornton (Cincinnati)

CB Dainon Sidney (Buffalo)
 CB Donald Mitchell (Dallas)
 S Rich Coady (Indianapolis)

2002

Players Signed (4)

S Lance Schulters (San Francisco)
 FB Greg Comella (N.Y. Giants)
 C Jeff Smith (Jacksonville)
 RB Robert Holcombe (St. Louis)

Players Lost (4)

DT Jason Fisk (San Diego)
 DT Josh Evans (N.Y. Jets)
 LB Greg Favors (Indianapolis)
 C Kevin Long (Jacksonville)

2001

Players Signed (2)

K Joe Nedney (Carolina)
 CB DeRon Jenkins (San Diego)

Players Lost (2)

DE Kenny Holmes (N.Y. Giants)
 CB Denard Walker (Denver)

2000

Players Signed (2)

LB Randall Godfrey (Dallas)
 T Fred Miller (St. Louis)

Players Lost (5)

LB Joe Bowden (Dallas)
 LB Doug Colman (Oakland)
 S Anthony Dorsett (Oakland)
 TE Jackie Harris (Dallas)
 T Jon Runyan (Philadelphia)

1999

Players Signed (5)

DT Jason Fisk (Minnesota)
 DT Mike Jones (New England)
 FB Lorenzo Neal (Tampa Bay)
 QB Neil O'Donnell (Cincinnati)
 DE Mike Frederick (Jets)

Players Lost (3)

DE Anthony Cook (Washington)
 C Mark Stepnoksi (Dallas)
 DT Gary Walker (Jacksonville)

1998

Players Signed (3)

TE Jackie Harris (Tampa Bay)
 P Craig Hentrich (Green Bay)
 WR Yancey Thigpen (Pittsburgh)

Players Lost (1)

G Kevin Donnalley (Miami)

1997

Players Signed (2)

QB Dave Krieg (Chicago)
 LB Lonnie Marts (Tampa Bay)

Players Lost (2)

LB Michael Barrow (Carolina)
 CB Cris Dishman (Washington)

ALL-TIME HEAD COACHES SUMMARY

COACH	YEARS	WON	LOST	TIED	PCT.	PTS.	ALLOWED
Lou Rymkus*	1960-61	12	7	1	.625	546	414
Wally Lemm	1961, 1966-70	38	40	4	.487	1,785	1,702
Frank "Pop" Ivy	1962-63	17	12	0	.586	706	662
Sammy Baugh	1964	4	10	0	.285	310	355
Hugh "Bones" Taylor	1965	4	10	0	.285	298	429
Ed Hughes	1971	4	9	1	.321	251	330
Bill Peterson**	1972-73	1	18	0	.052	241	553
Sid Gillman	1973-74	8	15	0	.347	358	556
O.A. "Bum" Phillips	1975-80	59	38	0	.608	1,857	1,741
Ed Biles***	1981-83	8	23	0	.258	526	774
Chuck Studley	1983	2	8	0	.200	179	286
Hugh Campbell****	1984-85	8	22	0	.266	487	787
Jerry Glanville	1985-89	35	35	0	.500	1,535	1,637
Jack Pardee#	1990-94	44	35	0	.556	1,771	1,418
Jeff Fisher	1994-2010	147	126	0	.538	5,872	5,719
Mike Munchak	2011-13	22	26	0	.458	1,017	1,069
Ken Whisenhunt##	2014-15	3	20	0	.130	379	597
Mike Mularkey	2015-17	21	22	0	.488	925	1,054
Mike Vrabel	2018-20	31	20	0	.601	1,275	1,133
TOTALS	1960-2020	467	496	6	.485	20,273	21,190

(includes postseason)

* Released after five games in 1961

** Released after five games in 1973

*** Resigned after six games in 1983

**** Released after 14 games in 1985

Released after 10 games in 1994

Released after seven games in 2015



Mike Vrabel was hired as head coach in January 2018.

ALL-TIME STARTING QUARTERBACK SUMMARY (REGULAR SEASON)

Quarterback	Seasons	Wins	Losses	Ties	Pct.	Quarterback	Seasons	Wins	Losses	Ties	Pct.
George Blanda	1960-66	44	38	0	.537	Billy Joe Tolliver	1994	0	7	0	.000
Jacky Lee	1960-67	4	5	1	.450	Bucky Richardson	1992-94	1	3	0	.250
Don Trull	1964-69	4	9	2	.333	Chris Chandler	1995-96	11	14	0	.440
Buddy Humphrey	1966	0	1	0	.000	Steve McNair	1995-05	76	55	0	.580
Pete Beathard	1967-69	15	11	0	.577	Neil O'Donnell	1999-03	6	2	0	.750
Bob Davis	1967-69	3	2	1	.583	Billy Volek	2000-06	3	7	0	.300
Charley Johnson	1970-71	3	11	0	.214	Matt Mauck	2005	0	1	0	.000
Jerry Rhome	1970	0	3	1	.125	Vince Young	2006-10	30	17	0	.638
Dan Pastorini	1971-79	53	54	0	.495	Kerry Collins	2006-10	15	17	0	.469
Lynn Dickey	1971-74	2	7	1	.250	Rusty Smith	2010-11	0	1	0	.000
Kent Nix	1972	0	2	0	.000	Matt Hasselbeck	2011-12	11	10	0	.524
John Hadl	1976-77	1	5	0	.167	Jake Locker	2011-14	9	14	0	.391
Gifford Nielsen	1978-83	3	11	0	.214	Ryan Fitzpatrick	2013	3	6	0	.333
Ken Stabler	1980-81	16	12	0	.571	Charlie Whitehurst	2014	1	4	0	.200
John Reaves	1981	1	1	0	.500	Zach Mettenberger	2014-15	0	10	0	.000
Archie Manning	1982-83	0	8	0	.000	Marcus Mariota	2015-19	29	32	0	.475
Oliver Luck	1982-86	3	6	0	.333	Matt Cassel	2016-17	1	1	0	.500
Warren Moon	1984-93	70	69	0	.504	Blaine Gabbert	2018	2	1	0	.667
Brent Pease	1987-88	2	1	0	.667	Ryan Tannehill	2019-20	18	8	0	.692
Cody Carlson	1987-94	11	8	0	.579						

YEAR-BY-YEAR STARTING QUARTERBACKS SINCE 1999**2020 (11-5)**

Date	W-L	Opponent	Starter
Sept. 14	W	Denver	Tannehill
Sept. 20	W	Jacksonville	Tannehill
Sept. 27	W	Minnesota	Tannehill
Oct. 13	W	Buffalo	Tannehill
Oct. 18	W	Houston	Tannehill
Oct. 25	L	Pittsburgh	Tannehill
Nov. 1	L	Cincinnati	Tannehill
Nov. 8	W	Chicago	Tannehill
Nov. 12	L	Indianapolis	Tannehill
Nov. 22	W	Baltimore	Tannehill
Nov. 29	W	Indianapolis	Tannehill
Dec. 6	L	Cleveland	Tannehill
Dec. 13	W	Jacksonville	Tannehill
Dec. 20	W	Detroit	Tannehill
Dec. 27	L	Green Bay	Tannehill
Jan. 3	W	Houston	Tannehill

Tannehill (11-5)**2019 (9-7)**

Date	W-L	Opponent	Starter
Sept. 8	W	Cleveland	Mariota
Sept. 15	L	Indianapolis	Mariota
Sept. 19	L	Jacksonville	Mariota
Sept. 29	W	Atlanta	Mariota
Oct. 6	L	Buffalo	Mariota
Oct. 13	L	Denver	Mariota
Oct. 20	W	L.A. Chargers	Tannehill
Oct. 27	W	Tampa Bay	Tannehill
Nov. 3	L	Carolina	Tannehill
Nov. 10	W	Kansas City	Tannehill
Nov. 24	W	Jacksonville	Tannehill
Dec. 1	W	Indianapolis	Tannehill
Dec. 8	W	Oakland	Tannehill
Dec. 15	L	Houston	Tannehill
Dec. 22	L	New Orleans	Tannehill
Dec. 30	W	Houston	Tannehill

Wild Card

Jan. 4 W New England Tannehill

Divisional

Jan. 11 W Baltimore Tannehill

AFC Championship

Jan. 19 L Kansas City Tannehill

Mariota (2-4), Tannehill (7-3, 2-1)**2018 (9-7)**

Date	W-L	Opponent	Starter
Sept. 9	L	Miami	Mariota
Sept. 16	W	Houston	Gabbert
Sept. 23	W	Jacksonville	Gabbert
Sept. 30	W	Philadelphia	Mariota
Oct. 7	L	Buffalo	Mariota
Oct. 14	L	Baltimore	Mariota
Oct. 21	L	L.A. Chargers	Mariota
Nov. 5	W	Dallas	Mariota
Nov. 11	W	New England	Mariota
Nov. 18	L	Indianapolis	Mariota
Nov. 26	L	Houston	Mariota
Dec. 2	W	N.Y. Jets	Mariota
Dec. 6	W	Jacksonville	Mariota
Dec. 16	W	N.Y. Giants	Mariota
Dec. 22	W	Washington	Mariota
Dec. 30	L	Indianapolis	Gabbert

Mariota (7-6), Gabbert (2-1)**2017 (9-7)**

Date	W-L	Opponent	Starter
Sept. 10	L	Oakland	Mariota
Sept. 17	W	Jacksonville	Mariota
Sept. 24	W	Seattle	Mariota
Oct. 1	L	Houston	Mariota
Oct. 8	L	Miami	Cassel
Oct. 16	W	Indianapolis	Mariota
Oct. 22	W	Cleveland	Mariota
Nov. 5	W	Baltimore	Mariota
Nov. 12	W	Cincinnati	Mariota
Nov. 16	L	Pittsburgh	Mariota
Nov. 26	W	Indianapolis	Mariota
Dec. 3	W	Houston	Mariota
Dec. 10	L	Arizona	Mariota
Dec. 17	L	San Francisco	Mariota
Dec. 24	L	Los Angeles Rams	Mariota
Dec. 31	W	Jacksonville	Mariota

Wild Card

Jan. 6 W Kansas City Mariota

Divisional

Jan. 13 L New England Mariota

Mariota (9-6, 1-1), Cassel (0-1)**2016 (9-7)**

Date	W-L	Opponent	Starter
Sept. 11	L	Minnesota	Mariota
Sept. 18	W	at Detroit	Mariota
Sept. 25	L	Oakland	Mariota
Oct. 2	L	at Houston	Mariota
Oct. 9	W	at Miami	Mariota
Oct. 16	W	Cleveland	Mariota
Oct. 23	L	Indianapolis	Mariota
Oct. 27	W	Jacksonville	Mariota
Nov. 6	L	at San Diego	Mariota
Nov. 13	W	Green Bay	Mariota
Nov. 20	L	at Indianapolis	Mariota
Nov. 27	W	at Chicago	Mariota
Dec. 11	W	Denver	Mariota
Dec. 18	W	at Kansas City	Mariota
Dec. 24	L	at Jacksonville	Mariota
Jan. 1	W	Houston	Cassel

Mariota (8-7), Cassel (1-0)**2015 (3-13)**

Date	W-L	Opponent	Starter
Sept. 13	W	at Tampa Bay	Mariota
Sept. 20	L	at Cleveland	Mariota
Sept. 27	L	Indianapolis	Mariota
Oct. 11	L	Buffalo	Mariota
Oct. 18	L	Miami	Mariota
Oct. 25	L	Atlanta	Mettenberger
Nov. 1	L	at Houston	Mettenberger
Nov. 8	W	at New Orleans	Mariota
Nov. 15	L	Carolina	Mariota
Nov. 19	L	at Jacksonville	Mariota
Nov. 29	L	Oakland	Mariota
Dec. 6	W	Jacksonville	Mariota
Dec. 13	L	at N.Y. Jets	Mariota
Dec. 20	L	at New England	Mariota
Dec. 27	L	Houston	Mettenberger
Jan. 3	L	at Indianapolis	Mettenberger

Mariota (3-9), Mettenberger (0-4)**2014 (2-14)**

Date	W-L	Opponent	Starter
Sept. 7	W	at Kansas City	Locker
Sept. 14	L	Dallas	Locker
Sept. 21	L	at Cincinnati	Locker
Sept. 28	L	at Indianapolis	Whitehurst

YEAR-BY-YEAR STARTING QUARTERBACKS SINCE 1999

Oct. 5	L	Cleveland	Locker
Oct. 12	W	Jacksonville	Whitehurst
Oct. 19	L	at Washington	Whitehurst
Oct. 26	L	Houston	Mettenberger
Nov. 9	L	at Baltimore	Mettenberger
Nov. 17	L	Pittsburgh	Mettenberger
Nov. 23	L	at Philadelphia	Mettenberger
Nov. 30	L	at Houston	Mettenberger
Dec. 7	L	N.Y. Giants	Mettenberger
Dec. 14	L	N.Y. Jets	Locker
Dec. 18	L	at Jacksonville	Whitehurst
Dec. 28	L	Indianapolis	Whitehurst

Locker (1-4), Whitehurst (1-4), Mettenberger (0-6)

2013 (7-9)

Date	W-L	Opponent	Starter
Sept. 8	W	at Pittsburgh	Locker
Sept. 15	L	at Houston	Locker
Sept. 22	W	San Diego	Locker
Sept. 29	W	N.Y. Jets	Locker
Oct. 6	L	Kansas City	Fitzpatrick
Oct. 13	L	at Seattle	Fitzpatrick
Oct. 20	L	San Francisco	Locker
Nov. 3	W	at St. Louis	Locker
Nov. 10	L	Jacksonville	Locker
Nov. 14	L	Indianapolis	Fitzpatrick
Nov. 24	W	at Oakland	Fitzpatrick
Dec. 1	L	at Indianapolis	Fitzpatrick
Dec. 8	L	at Denver	Fitzpatrick
Dec. 15	L	Arizona	Fitzpatrick
Dec. 22	W	at Jacksonville	Fitzpatrick
Dec. 29	W	Houston	Fitzpatrick

Locker (4-3), Fitzpatrick (3-6)

2012 (6-10)

Date	W-L	Opponent	Starter
Sept. 9	L	New England	Locker
Sept. 16	L	at San Diego	Locker
Sept. 23	W	Detroit	Locker
Sept. 30	L	at Houston	Locker
Oct. 7	L	at Minnesota	Hasselbeck
Oct. 11	W	Pittsburgh	Hasselbeck
Oct. 21	W	at Buffalo	Hasselbeck
Oct. 28	L	Indianapolis	Hasselbeck
Nov. 4	L	Chicago	Hasselbeck
Nov. 11	W	at Miami	Locker
Nov. 25	L	at Jacksonville	Locker
Dec. 2	L	Houston	Locker
Dec. 9	L	at Indianapolis	Locker
Dec. 17	W	N.Y. Jets	Locker
Dec. 23	L	at Green Bay	Locker
Dec. 30	W	Jacksonville	Locker

Locker (4-7), Hasselbeck (2-3)

2011 (9-7)

Date	W-L	Opponent	Starter
Sept. 11	L	at Jacksonville	Hasselbeck
Sept. 18	W	Baltimore	Hasselbeck
Sept. 25	W	Denver	Hasselbeck
Oct. 2	W	at Cleveland	Hasselbeck
Oct. 9	L	at Pittsburgh	Hasselbeck
Oct. 23	L	Houston	Hasselbeck
Oct. 30	W	Indianapolis	Hasselbeck
Nov. 6	L	Cincinnati	Hasselbeck
Nov. 13	W	at Carolina	Hasselbeck
Nov. 20	L	at Atlanta	Hasselbeck
Nov. 27	W	Tampa Bay	Hasselbeck
Dec. 4	W	at Buffalo	Hasselbeck
Dec. 11	L	New Orleans	Hasselbeck
Dec. 18	L	at Indianapolis	Hasselbeck
Dec. 24	W	Jacksonville	Hasselbeck

Jan. 1	W	at Houston	Hasselbeck
--------	---	------------	------------

Hasselbeck (9-7)

2010 (6-10)

Date	W-L	Opponent	Starter
Sept. 12	W	Oakland	Young
Sept. 19	L	Pittsburgh	Young
Sept. 26	W	at N.Y. Giants	Young
Oct. 3	L	Denver	Young
Oct. 10	W	at Dallas	Young
Oct. 18	W	at Jacksonville	Young
Oct. 24	W	Philadelphia	Collins
Oct. 31	L	at San Diego	Young
Nov. 14	L	at Miami	Collins
Nov. 21	L	Washington	Young
Nov. 28	L	at Houston	Smith
Dec. 5	L	Jacksonville	Collins
Dec. 9	L	Indianapolis	Collins
Dec. 19	W	Houston	Collins
Dec. 26	L	at Kansas City	Collins
Jan. 2	L	at Indianapolis	Collins

Young (4-4), Collins (2-5), Smith (0-1)

2009 (8-8)

Date	W-L	Opponent	Starter
Sept. 10	L	at Pittsburgh	Collins
Sept. 20	L	Houston	Collins
Sept. 27	L	at N.Y. Jets	Collins
Oct. 4	L	at Jacksonville	Collins
Oct. 11	L	Indianapolis	Collins
Oct. 18	L	at New England	Collins
Nov. 1	W	Jacksonville	Young
Nov. 8	W	at San Francisco	Young
Nov. 15	W	Buffalo	Young
Nov. 23	W	at Houston	Young
Nov. 29	W	Arizona	Young
Dec. 6	L	at Indianapolis	Young
Dec. 13	W	St. Louis	Young
Dec. 20	W	Miami	Young
Dec. 25	L	San Diego	Young
Jan. 3	W	at Seattle	Young

Young (8-2), Collins (0-6)

2008 (13-3)

Date	W-L	Opponent	Starter
Sept. 7	W	Jacksonville	Young
Sept. 14	W	at Cincinnati	Collins
Sept. 21	W	Houston	Collins
Sept. 28	W	Minnesota	Collins
Oct. 5	W	at Baltimore	Collins
Oct. 19	W	at Kansas City	Collins
Oct. 27	W	Indianapolis	Collins
Nov. 2	W	Green Bay	Collins
Nov. 9	W	at Chicago	Collins
Nov. 16	W	at Jacksonville	Collins
Nov. 23	L	N.Y. Jets	Collins
Nov. 27	W	at Detroit	Collins
Dec. 7	W	Cleveland	Collins
Dec. 14	L	at Houston	Collins
Dec. 21	W	Pittsburgh	Collins
Dec. 28	L	at Indianapolis	Collins

Divisional

Jan. 10	L (P)	Baltimore	Collins
---------	-------	-----------	---------

Young (1-0), Collins (12-3, 0-1)

2007 (10-6)

Date	W-L	Opponent	Starter
Sept. 9	W	at Jacksonville	Young
Sept. 16	L	Indianapolis	Young
Sept. 24	W	at New Orleans	Young
Oct. 7	W	Atlanta	Young

Oct. 14	L	at Tampa Bay	Young
Oct. 21	W	at Houston	Collins
Oct. 28	W	Oakland	Young
Nov. 4	W	Carolina	Young
Nov. 11	L	Jacksonville	Young
Nov. 19	L	at Denver	Young
Nov. 25	L	at Cincinnati	Young
Dec. 2	W	Houston	Young
Dec. 9	L	San Diego	Young
Dec. 16	W	at Kansas City	Young
Dec. 23	W	N.Y. Jets	Young
Dec. 30	W	at Indianapolis	Young

Wild Card

Jan. 6	L (P)	at San Diego	Young
--------	-------	--------------	-------

Young (9-6, 0-1), Collins (1-0)

2006 (8-8)

Date	W-L	Opponent	Starter
Sept. 10	L	N.Y. Jets	Collins
Sept. 17	L	at San Diego	Collins
Sept. 24	L	at Miami	Collins
Oct. 1	L	Dallas	Young
Oct. 8	L	at Indianapolis	Young
Oct. 15	W	at Washington	Young
Oct. 29	W	Houston	Young
Nov. 5	L	at Jacksonville	Young
Nov. 12	L	Baltimore	Young
Nov. 19	W	at Philadelphia	Young
Nov. 26	W	N.Y. Giants	Young
Dec. 3	W	Indianapolis	Young
Dec. 10	W	at Houston	Young
Dec. 17	W	Jacksonville	Young
Dec. 24	W	at Buffalo	Young
Dec. 31	L	New England	Young

Young (8-5), Collins (0-3)

2005 (4-12)

Date	W-L	Opponent	Starter
Sept. 11	L	at Pittsburgh	McNair
Sept. 18	W	Baltimore	McNair
Sept. 25	L	at St. Louis	McNair
Oct. 2	L	Indianapolis	McNair
Oct. 9	W	at Houston	McNair
Oct. 16	L	Cincinnati	McNair
Oct. 23	L	at Arizona	Volek
Oct. 30	L	Oakland	McNair
Nov. 6	L	at Cleveland	McNair
Nov. 20	L	Jacksonville	McNair
Nov. 27	W	San Francisco	McNair
Dec. 4	L	at Indianapolis	McNair
Dec. 11	W	Houston	McNair
Dec. 18	L	Seattle	McNair
Dec. 24	L	at Miami	McNair
Jan. 1	L	at Jacksonville	Mauck

McNair (4-10), Volek (0-1), Mauck (0-1)

2004 (5-11)

Date	W-L	Opponent	Starter
Sept. 11	W	at Miami	McNair
Sept. 19	L	Indianapolis	McNair
Sept. 26	L	Jacksonville	McNair
Oct. 3	L	at San Diego	Volek
Oct. 11	W	at Green Bay	McNair
Oct. 17	L	Houston	McNair
Oct. 24	L	at Minnesota	McNair
Oct. 31	W	Cincinnati	Volek
Nov. 14	L	Chicago	Volek
Nov. 21	W	at Jacksonville	McNair
Nov. 28	L	at Houston	McNair
Dec. 5	L	at Indianapolis	Volek
Dec. 13	L	Kansas City	Volek

YEAR-BY-YEAR STARTING QUARTERBACKS SINCE 1999

Dec. 19	L	at Oakland	Volek
Dec. 25	L	Denver	Volek
Jan. 2	W	Detroit	Volek

Volek (2-6), McNair (3-5)

2003 (12-4)

Date	W-L	Opponent	Starter
Sept. 7	W	Oakland	McNair
Sept. 14	L	at Indianapolis	McNair
Sept. 21	W	New Orleans	McNair
Sept. 28	W	at Pittsburgh	McNair
Oct. 5	L	at New England	McNair
Oct. 12	W	Houston	McNair
Oct. 19	W	at Carolina	McNair
Oct. 26	W	at Jacksonville	McNair
Nov. 9	W	Miami	McNair
Nov. 16	W	Jacksonville	McNair
Nov. 23	W	at Atlanta	McNair
Dec. 1	L	at N.Y. Jets	McNair
Dec. 7	L	at Indianapolis	McNair
Dec. 14	W	Buffalo	Volek
Dec. 21	W	at Houston	McNair
Dec. 28	W	Tampa Bay	O'Donnell

Wild Card

Jan. 3 W (P) at Baltimore McNair

Divisional

Jan. 10 L (P) at New England McNair

McNair (10-4, 1-1), Volek (1-0), O'Donnell (1-0)

2002 (11-5)

Date	W-L	Opponent	Starter
Sept. 8	W	Philadelphia	McNair
Sept. 15	L	at Dallas	McNair
Sept. 22	L	Cleveland	McNair
Sept. 28	L	at Oakland	McNair
Oct. 6	L	Washington	McNair
Oct. 13	W	Jacksonville	McNair
Oct. 27	W	at Cincinnati	McNair
Nov. 3	W	at Indianapolis	McNair
Nov. 10	W	Houston	McNair
Nov. 17	W	Pittsburgh	McNair
Nov. 24	L	at Baltimore	McNair
Dec. 1	W	at N.Y. Giants	McNair
Dec. 8	W	Indianapolis	McNair
Dec. 16	W	New England	McNair
Dec. 22	W	at Jacksonville	McNair
Dec. 29	W	at Houston	McNair

Divisional

Jan. 11 W (P) Pittsburgh McNair

AFC Championship

Jan. 19 L (P) at Oakland McNair

McNair (11-5, 1-1)

2001 (7-9)

Date	W-L	Opponent	Starter
Sept. 9	L	Miami	McNair
Sept. 23	L	at Jacksonville	O'Donnell
Oct. 7	L	at Baltimore	McNair
Oct. 14	W	Tampa Bay	McNair
Oct. 21	W	at Detroit	McNair
Oct. 29	L	at Pittsburgh	McNair
Nov. 4	W	Jacksonville	McNair
Nov. 12	L	Baltimore	McNair
Nov. 18	W	at Cincinnati	McNair
Nov. 25	L	Pittsburgh	McNair
Dec. 2	W	at Cleveland	McNair
Dec. 9	L	at Minnesota	McNair
Dec. 16	W	Green Bay	McNair
Dec. 22	W	at Oakland	McNair
Dec. 30	L	Cleveland	McNair
Jan. 6	L	Cincinnati	McNair

McNair (7-8), O'Donnell (0-1)

2000 (13-3)

Date	W-L	Opponent	Starter
Sept. 3	L	at Buffalo	McNair
Sept. 10	W	Kansas City	McNair
Sept. 24	W	at Pittsburgh	O'Donnell
Oct. 1	W	N.Y. Giants	McNair
Oct. 8	W	at Cincinnati	McNair
Oct. 16	W	Jacksonville	McNair
Oct. 22	W	at Baltimore	McNair
Oct. 30	W	at Washington	McNair
Nov. 5	W	Pittsburgh	McNair
Nov. 12	L	Baltimore	McNair
Nov. 19	W	Cleveland	McNair
Nov. 26	L	at Jacksonville	McNair
Dec. 3	W	at Philadelphia	McNair
Dec. 10	W	Cincinnati	McNair
Dec. 17	W	at Cleveland	McNair
Dec. 25	W	Dallas	McNair

Divisional

Jan. 7 L (P) Baltimore McNair

McNair (12-3, 0-1), O'Donnell (1-0)

1999 (13-3)

Date	W-L	Opponent	Starter
Sept. 12	W	Cincinnati	McNair
Sept. 19	W	Cleveland	O'Donnell
Sept. 26	W	at Jacksonville	O'Donnell
Oct. 3	L	at San Francisco	O'Donnell
Oct. 10	W	Baltimore	O'Donnell
Oct. 17	W	at New Orleans	O'Donnell
Oct. 31	W	St. Louis	McNair
Nov. 7	L	at Miami	McNair
Nov. 14	W	at Cincinnati	McNair
Nov. 21	W	Pittsburgh	McNair
Nov. 28	W	at Cleveland	McNair
Dec. 5	L	at Baltimore	McNair
Dec. 9	W	Oakland	McNair
Dec. 19	W	Atlanta	McNair
Dec. 26	W	Jacksonville	McNair
Jan. 2	W	at Pittsburgh	McNair

Wild Card

Jan. 8 W (P) Buffalo McNair

Divisional

Jan. 16 W (P) at Indianapolis McNair

AFC Championship

Jan. 23 W (P) at Jacksonville McNair

Super Bowl XXXIV

Jan. 30 L (P) St. Louis McNair

McNair (9-2, 3-1), O'Donnell (4-1)

ALL-TIME ALL-PRO SELECTIONS

AFL ALL-PRO

- 1960** George Blanda, QB (Honorable Mention, UPI)
 Billy Cannon, RB (Second Team, UPI, OF)
 Mike Dukes, LB (First Team, UPI)
 Don Floyd, DE (Honorable Mention, UPI)
 Bill Groman, E (First Team, UPI, OF)
 Charlie Hennigan, RB (Honorable Mention, UPI)
 Al Jamison, T (First Team, AP, Second Team OF)
 Mark Johnston, S (First Team, AP, Second Team, UPI, OF)
 Rich Michael, T (First Team, UPI, OF)
 Dennit Morris, LB (Second Team OF, Honorable Mention, UPI)
 Jim Norton, S (Honorable Mention, UPI)
 Hugh Pitts, LB (Honorable Mention, UPI)
 Dave Smith, (First Team, AP, UPI, OF)
 Julian Spence, CB (First Team, UPI)
 Orville Trask, DT (Second Team, UPI, OF)
 Fred Wallner, T (Honorable Mention, UPI)
- 1961** Tony Banfield, CB (First Team, AP, UPI, OF, SN, Second Team, NY)
 George Blanda, QB (First Team, AP, UPI, OF, SN, NY)
 Billy Cannon, HB (First Team, AP, UPI, OF, SN, NY)
 Don Floyd, DE (First Team, OF)
 Bill Groman, E (First Team, AP, SN, Second Team, UPI, NY)
 Charlie Hennigan, E (First Team, AP, UPI, OF, SN, NY)
 Ed Husmann, DT (Second Team, UPI, NY)
 Al Jamison, T (First Team, AP, UPI, OF, SN, NY)
 Mark Johnston, S (First Team, NY)
 Jim Norton, S (Second Team, UPI, NY)
 Bob Schmidt, C (Second Team, OF)
 Bob Talamini, G (Second Team, OF, UPI)
 Charley Tolar, FB (Second Team, UPI, OF)
- 1962** Tony Banfield, CB, (First Team, AP, UPI, OF)
 George Blanda, QB (Second Team, AP, UPI)
 Doug Cline, OLB (Second Team, AP UPI)
 Don Floyd, DE (First Team, AP, UPI, OF)
 Charlie Hennigan, E (First Team, AP, UPI, OF)
 Ed Husmann, DT (First Team AP, UPI)
 Al Jamison, T (First Team, AP, UPI)
 Jim Norton, S (First Team, UPI, Second Team, AP)
 Bob Schmidt, C (Second Team, AP, UPI)
 Bob Talamini, G (First Team UPI, OF)
 Charley Tolar, FB (Second Team, AP, UPI)
- 1963** Tony Banfield, CB (First Team, AP, UPI, OF, PF)
 George Blanda, QB (Second Team, AP, NY)
 Doug Cline, OLB (Second Team, AP, NY, UPI)
 Don Floyd, DE (Second Team, NY)
 Fred Glick, S (First Team, AP, UPI, OF, NEA, NY)
 Charlie Hennigan, E (Second Team, NEA, NY, Honorable Mention, AP)
 Ed Husmann, DT (Second Team, UPI)
 Bobby Jancik, S (Second Team, NY, Honorable Mention, AP, UPI)
 Rich Michael, T (Honorable Mention, UPI)
 Bob Schmidt, C (Second Team, UPI, NEA)
 Bob Talamini, G (First Team, AP, OF, NEA, NY, Second Team, UPI)
 Hogan Wharton, G (Honorable Mention, AP)
- 1964** Sonny Bishop, T (Second Team, UPI)
 Sid Blanks, T (Second Team, UPI)
 Don Floyd, DE (Second Team, UPI)
 Fred Glick, S (First Team, OF, Second Team, NEA)
 Charlie Hennigan, E (First Team, AP, UPI, NEA, OF, NY)
 Pete Jaquess, CB (Second Team, AP)
 Bob Talamini, G (First Team, NEA, OF, Second Team, AP, UPI, NY)
- 1965** Sonny Bishop, G (Second Team, NY)
 Ode Burrell, RB (Second Team, NY)
 Willie Frazier, TE (First Team, AP, UPI, OF, NEA, NY)
 W.K. Hicks, CB (Second Team, AP, UPI, NY)
 Bob Talamini, G (First Team, AP, UPI, OF, NY)
- 1966** Johnny Baker, OLB (Second Team, NEA)
 George Blanda, K (Second Team, NY)
 Walter Suggs, T (Second Team, UPI, NEA)
 Bob Talamini, G (First Team, OF, Second Team, UPI, NEA, NY)
- 1967** Miller Farr, CB (First Team, AP, UPI, NEA, SN, FN, NY, DE)

LEGEND

- AP** - Associated Press
CP - College & Pro Football Newsweekly
DMN - Dallas Morning News
DB - Dick Butkus Football Network
DE - Detroit News
DH - Don Heinrich (Pro Football Scouts)
DP - Diet Pepsi Rookie Rookie of the Year
DZ - Paul Zimmerman (N.Y. Post, 1969 -78; Sports Ill., 1979-present)
FD - Football Digest
FI - NFL Films
FN - Football News
FO - Gordon Forbes, USA Today
FW - Pro Football Weekly
FX - Larry Fox, N.Y. Daily News
GN - Gannett News Service
HF - Pro Football Hall of Fame
JT - Joe Theismann
NA - The National
NBC - NBC Sports.com
NEA - Newspaper Enterprise Association
NY - New York Daily News
OA - Bob Oates, L.A. Times
OF - Official AFL Team
PF - Pro Football Digest
PK - Peter King, Sports Illust.
RS - Pamela Robbins Scott
SI - Sports Illustrated
SN - The Sporting News
TP - Topps All-Pro Team
UPI - United Press International
USA - USA Today
WA - Pro Football Writers of America

- Hoyle Granger, RB (Second Team, AP, UPI, NEA)
 Pat Holmes, DE (First Team, AP, UPI, NEA, FN, DE, Second Team, SN, NY)
 Bobby Maples, C (Second Team, AP, UPI, NY)
 Jim Norton, S (First Team, FN, DE, Second Team, AP, UPI, NY)
 Walter Suggs, T (First Team, SN, FN, Second Team, AP, UPI, NEA)
 Bob Talamini, G (First Team, AP, UPI, NEA, SN, FN, DE)
 George Webster, OL (First Team, AP, UPI, NEA, SN, FN, NY, DE)
- 1968** Miller Farr, CB (First Team, PF, AP, UPI, NEA, SN, FN, NY, FW)
 Hoyle Granger, RB (Second Team, FN)
 Ken Houston, S (Second Team, SN, NEA)
 Alvin Reed, TE (First Team, SN, FN, NY, Second Team, AP, UPI)
 Walter Suggs, T (First Team, SN, Second Team, AP, UPI, NEA, FN)
 George Webster, OLB (First Team, PF, WA, AP, UPI, NEA, SN, FN, NY, FW)
- 1969** Elvin Bethea, DE (Second Team, UPI)
 Sonny Bishop, G (Second Team, SN, Honorable Mention, UPI)
 Garland Boyette, MLB (Honorable Mention, UPI)
 Miller Farr, CB (First Team, SN, Second Team, AP, UPI, NEA, NY, SI)
 Hoyle Granger, RB (Second Team, SI, Honorable Mention, UPI, PF)
 Ken Houston, S (First Team, NY, SI, Second Team, AP, UPI, SN,

ALL-TIME ALL-PRO SELECTIONS

FN)
 Alvin Reed, TE (First Team, SN, Second Team, AP, UPI, NEA, NY, SI, PF)
 Tom Regner, G (Honorable Mention, UPI)
 George Webster, OLB (First Team, WA, AP, UPI, NEA, SN, NY, SI, PF, Second Team, HF, NEA)
 Walter Suggs, T (Second Team, AP, UPI, NEA, NY)

NFL ALL-PRO

1970 Ken Houston, S (Second Team, NEA)
1971 Ken Houston, S (First Team, DZ, TP, FW, Second Team, WA, NEA, FN)
1972 Ken Houston, S (Second Team, WA, NEA)
1973 Elvin Bethea, DE (Second Team, NEA)
1975 Elvin Bethea, DE (First Team, FN, CP, Second Team, AP, NEA)
 Robert Brazile, OLB (First Team, DZ)
 Curley Culp, DT (First Team, AP, WA, NEA, NY, FW)
 Billy Johnson, KR (First Team, FW, Second Team, FN)
1976 Robert Brazile, OLB (First Team, WA, FN, NY, Second Team, AP)
1977 Robert Brazile, OLB (First Team, NEA, Second Team, AP)
 Ken Burrough, WR (Second Team, AP, NEA)
 Curley Culp, DT (Second Team, NEA)
 Billy Johnson, KR (First Team, AP, WA, TP, NY, FX, CP, RS, FW)
1978 Elvin Bethea, DE (Second Team, NEA)
 Robert Brazile, OLB (First Team, AP, WA, NEA, CP, FW)
 Earl Campbell, RB (First Team, AP, WA, NEA, CP, DZ, NY, FX, FW)
 Curley Culp, DT (Second Team, AP, NEA)
1979 Elvin Bethea, DE (Second Team, AP)
 Robert Brazile, OLB (First Team, AP, FW, NEA, WA)
 Earl Campbell, RB (First Team, AP, SN, FW, NEA, WA)
 Curly Culp, DT (Second Team, AP)
 Toni Fritsch, PK (First Team, AP, WA, NEA, DZ)
 Leon Gray, T (First Team, AP, WA, NEA, CP, FW)
 Vernon Perry, S (First Team, DZ)
 Mike Reinfeldt, S (First Team, AP, WA, NEA, CP, NY, FX, FW)
1980 Gregg Bingham, ILB (First Team, FX)
 Robert Brazile, OLB (First Team, WA, NEA, SN, CP, FD, FX, FW, Second Team, AP)
 Earl Campbell, RB (First Team, AP, WA, NEA, SN, CP, FD, DZ, NY, FX, FW)
 Leon Gray, T (First Team, AP, WA, SN, FD, FW, Second Team, NEA)
 Bob Young, G (First Team, FD)
1981 Gregg Bingham, ILB (Honorable Mention, DH)
 Robert Brazile, OLB (Second Team, AP, DH)
 Earl Campbell, RB (First Team, CP, Second Team, DH)
 Dave Casper, TE (Honorable Mention, DH)
 Vernon Perry, S (First Team, CP, Honorable Mention, DH)
1982 Earl Campbell, RB (Honorable Mention, DH)
 Dave Casper, TE (Honorable Mention, OA)
1983 Earl Campbell, RB (Honorable Mention, DH)
 Mike Munchak, G (Second Team, NEA)
1984 Mike Munchak, G (Second Team, NEA, DH)
1985 Bo Eason, S (Second Team, NEA)
 Bruce Matthews, T (Honorable Mention, DH)
 Mike Munchak, T (First Team, FD, Second Team, AP, NEA, DH)
1986 Bruce Matthews, T (Third Team, GN)
1987 Keith Bostic, S (First Team, NEA, FD, FI, Second Team, AP, DH)
 Ray Childress, DE (Honorable Mention, DH)
 Ernest Givins, WR (Honorable Mention, DH)
 Warren Moon, QB (Honorable Mention, DH)
 Mike Munchak, G (First Team, AP, WA, NEA, SN, FO, FD, TP, DH)
 Mike Rozier, RB (Honorable Mention, DH)
1988 Patrick Allen, CB (Honorable Mention, AP)
 Keith Bostic, S (Honorable Mention, AP)
 Ray Childress, DE (Second Team, AP, NEA, CP, FD, Honorable Mention, DH)
 Jeff Donaldson, S (Second Team, CP, Honorable Mention, AP, DH)
 Drew Hill, WR (First Team, DH, Honorable Mention, AP)
 Bruce Matthews, G (First Team, AP, WA, SN, FD, FO, DZ, DH, FW, Second Team, NEA, CP)

Warren Moon, QB (Honorable Mention, DH)
 Mike Munchak, G (First Team, WA, NEA, FO, FW, Second Team, AP)
1989 Ray Childress, DE (Second Team, AP, Honorable Mention, DH)
 Bruce Matthews, G (First Team, AP, SN, DZ, FD, FI, FW, Second Team, NEA, CP)
 Greg Montgomery, P (First Team, NEA, Honorable Mention, DH)
 Warren Moon, QB (Honorable Mention, DH)
 Mike Munchak, G (First Team, NEA, FO, Second Team, AP)
 Eugene Seale, ST (First Team, FW)
1990 Ray Childress, DE (First Team, WA, CP, FO, DZ, SN, DH, Second Team, AP, NEA, NA, Honorable Mention, PK)
 Ernest Givins, WR (Second Team, AP, Honorable Mention, DH, PK)
 Drew Hill, WR (Honorable Mention, AP, DH)
 Haywood Jeffires, WR (Second Team, CP, NA, Honorable Mention, DH)
 Richard Johnson, CB (Second Team, CP, Honorable Mention, AP)
 Terry Kinard, S (Honorable Mention, AP)
 Bruce Matthews, G (First Team, AP, WA, NEA, CP, FO, SN, FI, DH, FW, Second Team, PK)
 Bubba McDowell, S (Honorable Mention, AP, DH)
 Greg Montgomery, P (Honorable Mention, AP, DH)
 Warren Moon, QB (First Team, SN, FI, Second Team, AP, DH, Honorable Mention, FD, PK)
 Mike Munchak, G (Second Team, AP, DH)
1991 Ray Childress, DT (First Team, NEA, CP, FO, FD, FI, DH, Honorable Mention, AP)
 Cris Dishman, CB (First Team, AP, FO, FD, FI, DH, FW, Second Team, CP)
 William Fuller, DE (Honorable Mention, AP, DH)
 Haywood Jeffires, WR (First Team, AP, WA, FD, FI, Second Team, NEA, CP, DH)
 Bruce Matthews, C (First Team, NEA, FD, FI, FW, Second Team, AP, CP)
 Bubba McDowell, S (Second Team, AP, CP, DH)
 Warren Moon, QB (Honorable Mention, AP, DH)
 Mike Munchak, G (First Team, AP, WA, FW, CP, FD, Second Team, NEA, Honorable Mention, DH)
 Bo Orlando, S (Honorable Mention, AP)
 Al Smith, MLB (First Team, WA, FW, Second Team, CP, DH, Honorable Mention, AP)
1992 Ray Childress, DT (First Team, AP, WA, NEA, CP, FO, DZ, FI, JT)
 Cris Dishman, S (Honorable Mention, AP)
 William Fuller, DE (Honorable Mention, AP, JT)
 Ernest Givins, WR (Honorable Mention, JT)
 Haywood Jeffires, WR (Honorable Mention, AP, JT)
 Bruce Matthews, C (First Team, AP, WA, NEA, SN, FD, JT, Second Team, CP)
 Bubba McDowell, S (First Team, JT, Honorable Mention, AP)
 Greg Montgomery, P (Honorable Mention, AP, JT)
 Mike Munchak, G (Second Team, AP, CP, JT)
 Al Smith, MLB (First Team, AP, FD, Second Team, NEA, CP, FO, Honorable Mention, JT)
 Lorenzo White, RB (Honorable Mention, AP, JT)
1993 Ray Childress, DT (First Team, FO, Second Team, AP, CP, FD, Honorable Mention, JT)
 Al Del Greco, K (Second Team, FD, Honorable Mention, AP)
 Cris Dishman, CB (Honorable Mention, AP, JT)
 Sean Jones, DE (Honorable Mention, AP, JT)
 Bruce Matthews, C (First Team, WA, SN, CP, FD, FI, Second Team, AP)
 Greg Montgomery, P (First Team, AP, WA, SN, CP, FD, FI, Honorable Mention, JT)
 Warren Moon, QB (Honorable Mention, AP, JT)
 Mike Munchak, G (First Team, FD, FI, Second Team, AP, CP)
 Bo Orlando, S (Honorable Mention, AP)
 Marcus Robertson, S (First Team, AP, SN, JT, Second Team, CP)
 Webster Slaughter, WR (Honorable Mention, AP)
 Al Smith, MLB (Honorable Mention, AP)
1994 Rich Camarillo, P (Honorable Mention, AP)
 Bruce Matthews, C (Honorable Mention, AP)
1995 Michael Barrow, MLB (First Team, DZ)

ALL-TIME ALL-PRO SELECTIONS

- Blaine Bishop, S (First Team, DZ, Second Team, FD, Honorable Mention, AP)
 Darryll Lewis, CB (First Team, FD, TJ, Honorable Mention, AP)
 Bruce Matthews, G (Second Team, BM, Honorable Mention, AP)
 Mark Stepnoski, C (Honorable Mention, AP)
- 1996** Blaine Bishop, S (Honorable Mention, AP)
 Al Del Greco, K (Honorable Mention, AP)
 Cris Dishman, CB (Honorable Mention, AP)
 Mel Gray, KR (Honorable Mention, AP)
 Bruce Matthews, G, (First Team, DB, Second Team, AP, FD)
 John Henry Mills, ST (Second Team, FI)
 Mark Stepnoski, C (Second Team, AP, FD)
- 1997** Blaine Bishop, S (Honorable Mention, AP)
 Brad Hopkins, T (First Team, DZ, Honorable Mention, AP)
 Bruce Matthews, G (Honorable Mention, AP)
 Marcus Robertson, S (First Team, DZ, Honorable Mention, AP)
- 1998** Craig Hentrich, P (First Team, AP, WA, CP, SN, FD, USA)
 Bruce Matthews, G (First Team, AP, WA, SN, USA, Second Team, FD)
 Frank Wycheck, TE (First Team, DZ, Second Team, CP, FD)
- 1999** Eddie George, RB (Second Team, AP, CP, FD)
 Jevon Kearse, DE (First Team, AP, DZ, CP, SN, FD, FW, WA)
 Bruce Matthews, G (First Team, AP, FD, FW, WA)
 Jon Runyan, T (Second Team, AP, FD)
- 2000** Blaine Bishop, S (First Team, FD, Second Team, AP)
 Keith Bulluck, ST (Second Team, FD)
 Eddie George, RB (First Team, AP, CP, FD, FW, WA)
 Jevon Kearse, DE (First Team, FO)
 Derrick Mason, KR (First Team, AP, CP, DZ, FO, FW, SN, WA, Second Team, FD)
 Bruce Matthews, G (First Team, AP, FW, SN, FD, WA)
 Samari Rolle, CB (First Team, AP, CP, FD, FW, SN, WA)
- 2001** Frank Wycheck, TE (Second Team, AP)
- 2002** Keith Bulluck, LB (Second Team, AP)
- 2003** Keith Bulluck, LB (First Team, AP, DZ, FW, WA, PK)
 Steve McNair, QB (Second Team, AP, FD, First Team, DZ)
 Craig Hentrich, P (First Team, PD)
- 2004** Keith Bulluck, LB (First Team, DZ)
- 2007** Albert Haynesworth, DT (First Team, AP, DZ, FW, WA)
 Rob Bironas, K (First Team, AP, SN, SI)
- 2008** Albert Haynesworth, DT (First Team, AP, SN, SI, NBC, DMN)
 Cortland Finnegan, CB (First Team, AP, SN, SI, NBC, DMN)
 Kevin Mawae, C (First Team, AP, NBC)
 Michael Roos, OT (First Team, AP, SN, SI, DMN)
 David Stewart, OT (Second Team, AP)
- 2009** Tony Brown, DT (SI)
 Chris Johnson, RB (First Team, AP, SN, SI, FW/WA)
 Michael Roos, OT (First Team, DMN, Second Team, AP)
- 2010** Michael Griffin, S (Second Team, AP)
- 2011** Michael Roos, OT (First Team, SN)
- 2013** Jurrell Casey, DT (Second Team, AP)
 Alterraun Verner, CB (First Team, SI, Second Team, AP)
- 2016** Jack Conklin, T (First Team, AP)
- 2017** Kevin Byard, S (First Team, AP, WA)
 Brett Kern, P (First Team, SN, Second Team, AP)
 Taylor Lewan, T (First Team, SN)
- 2018** Kevin Byard, S (Second Team, WA)
- 2019** Derrick Henry, RB (First Team, WA, Second Team, AP)
 Derrick Henry, Flex (Second Team, AP)
 Brett Kern, P (First Team, AP, WA, SN)
- 1970** Elvin Bethea, DE (Honorable Mention, UPI)
 Glen Ray Hines, T (Honorable Mention, UPI)
 Ken Houston, S (First Team, FW, Second Team, UPI)
 Jerry LeVias, WR (Honorable Mention, UPI)
 Zeke Moore, CB (Honorable Mention, UPI)
 Ron Pritchard, OLB (Second Team, UPI)
 Alvin Reed, TE (First Team, UPI, FW)
 Walter Suggs, T (Honorable Mention, UPI)
- 1971** Elvin Bethea, DE (First Team, FW, Second Team, UPI)
- Ken Houston, S (First Team, UPI, SN, FW)
 Ron Pritchard, OLB (Second Team, UPI)
- 1972** Elvin Bethea, DE (First Team, SN, Second Team, UPI)
 Ken Houston, S (Second Team, UPI)
 Guy Murdock, C (All-Rookie)
 Mike Tilleman, DT (Honorable Mention, UPI)
- 1973** Gregg Bingham, LB (All-Rookie)
 Elvin Bethea, DE (Second Team, UPI)
 John Matuszak, DT (All-Rookie)
- 1974** Elvin Bethea, DE (First Team, FW, TP, Second Team, UPI)
 Gregg Bingham, MLB (Honorable Mention, UPI)
 Ken Burrough, WR (Honorable Mention, UPI)
- 1975** Elvin Bethea, DE (First Team, NY)
 Robert Brazile, OLB (Second Team, UPI, All-Rookie)
 Curley Culp, DT (First Team, AP, UPI, SN, FW, NY, TP)
 Billy Johnson, KR (First Team, FW, TP)
- 1976** Elvin Bethea, DE (Honorable Mention, UPI)
 Robert Brazile, OLB (First Team, UPI, SN, FW, NY, TP, PB)
 Curley Culp, DT (First Team, SN, FW, TP, PB, Second Team, UPI)
- 1977** Elvin Bethea, DE (Honorable Mention, UPI)
 Robert Brazile, OLB (Second Team, UPI)
 Ken Burrough, WR (Second Team, UPI)
 Rob Carpenter, RB (All-Rookie)
 Curley Culp, DT (First Team, FW, Honorable Mention, UPI)
 Bill Currier, DB (All-Rookie)
 Billy Johnson, KR (First Team, FW, NY)
 George Reihner, G (All-Rookie)
- 1978** Elvin Bethea, DE (First Team, UPI, FW, NY, FX)
 Robert Brazile, OLB (First Team, UPI, SN, FW, FX, TP)
 Earl Campbell, RB (First Team, UPI, SN, FW, NY, FX, TP, All-Rookie)
 Curley Culp, DT (Second Team, UPI)
 Greg Sampson, T (Second Team, UPI)
- 1979** Jesse Baker, DE (All-Rookie)
 Robert Brazile, OLB (First, UPI, SN, FW)
 Earl Campbell, RB (First Team, UPI, SN, FW, NY, FX, TP)
 Curley Culp, DT (Second Team, UPI)
 Toni Fritsch, PK (First Team, UPI, SN, FW, NY, FX, TP)
 Leon Gray, T (First Team, UPI, SN, FW)
 Carl Mauck, C (Second Team, UPI)
 Vernon Perry, S (All-Rookie)
 Mike Reinfeldt, S (First Team, UPI, SN, FW, NY, FX, TP)
- 1980** Gregg Bingham, ILB (First Team, FX)
 Robert Brazile, OLB (First Team, UPI, FW, NY, FX, TP, PB)
 Earl Campbell, RB (First Team, UPI, FW, NY, FX, TP, PB)
 Leon Gray, T (First Team, UPI, FW, TP)
 Carl Mauck, C (First Team, FX, Honorable Mention, UPI)
 Vernon Perry, S (Second Team, UPI)
 Mike Reinfeldt, S (Second Team, UPI)
 Carl Roaches, KR (All-Rookie)
 Greg Stemrick, CB (Second Team, UPI)
- 1981** Robert Brazile, OLB (First Team, TP, Second Team, UPI)
 Earl Campbell, RB (First Team, FX, NY, Second Team, UPI)
 Leon Gray, T (Second Team, UPI)
 Vernon Perry, S (First Team, FX)
 Carl Roaches, KR (First Team, FW, TP)
- 1982** Robert Brazile, OLB (First Team, UPI)
- 1983** Steve Brown, CB (All-Rookie)
 Bruce Matthews, T (All-Rookie)
 Harvey Salem, T (All-Rookie)
 Tim Smith, WR (First Team, FW)
 Brian Sochia, DT (All-Rookie)
- 1984** Warren Moon (All-Rookie)
 Mike Munchak, G (First Team, FW, Second Team, UPI)
 Dean Steinkuhler, T (All-Rookie)
- 1985** Ray Childress, DE (All-Rookie, WA)
 Mike Munchak, G (First Team, FN, Second Team, FN, UPI)
- 1986** Ray Childress, DE (First Team, FN)
 Ernest Givins, WR (All-Rookie, FW, WA)
- 1987** Keith Bostic, S (First Team, UPI, FW)
 Mike Munchak, G (First Team, UPI, FW, FN)
 Mike Rozier, RB (Second Team, UPI)

ALL-AFC

ALL-TIME ALL-PRO SELECTIONS

- 1988** Ray Childress, DE (First Team, UPI, FW)
Drew Hill, WR (Second Team, UPI)
Bruce Matthews, G (First Team, UPI, FW, FN)
Warren Moon, QB (Second Team, UPI)
Mike Munchak, G (First Team, FW, Second Team, UPI)
Eugene Seale, ST (First Team, FW)
- 1989** Ray Childress, DE (Second Team, UPI)
John Grimsley, ILB (Second Team, UPI)
Bruce Matthews, G (First Team, UPI, FW, FN)
Bubba McDowell, CB (All-Rookie, FW, WA)
Greg Montgomery, P (First Team, UPI, FW)
Warren Moon, QB (First Team, UPI, FN)
Mike Munchak, G (First Team, UPI, FW)
Tony Zendejas, K (Second Team, UPI)
- 1990** Ray Childress, DT (First Team, FN, Second Team, UPI)
Ernest Givins, WR (First Team, UPI)
Drew Hill, WR (First Team, FN, Second Team, UPI)
Bruce Matthews, G (First Team, UPI, FW, FN)
Warren Moon, QB (First Team, UPI, FW, FN)
Mike Munchak, G (First Team, FN, Second Team, UPI)
- 1991** Ray Childress, DT (First Team, UPI, FW)
Cris Dishman, CB (First Team, UPI, FW, FN)
John Flannery, G/C (All-Rookie, FW, WA)
William Fuller, DE (First Team, UPI, FW, FN)
Haywood Jeffires, WR (First Team, UPI, FW, FN)
Bruce Matthews, C (First Team, FW)
Mike Munchak, G (First Team, UPI, FW, FN)
Al Smith, (First Team, UPI, FW, FN)
- 1992** Ray Childress, DT (First Team, FW)
Haywood Jeffires, WR (First Team, UPI, FW, FN)
Bruce Matthews, C (First Team, UPI, FW, FN)
Greg Montgomery, P (First Team, UPI)
Mike Munchak, G (First Team, UPI, FW, FN)
Eddie Robinson, LB (All-Rookie, FW, WA)
Al Smith, MLB (First Team, FW, FN)
- 1993** Ray Childress, DT (First Team, UPI, FW, FN)
Brad Hopkins, T (All-Rookie, FW, WA)
Bruce Matthews, C (First Team, UPI, FW, FN)
Greg Montgomery, P (First Team, UPI, FW, FN)
Mike Munchak, G (First Team, UPI, FW, FN)
- 1995** Blaine Bishop, S (First Team, UPI, FW, FN)
Darryll Lewis, CB (First Team, FN, Second Team, UPI)
Bruce Matthews, G (First Team, UPI, FW, FN)
Marcus Robertson, S (First Team, UPI, FW)
Chris Sanders, WR (All-Rookie, FW, WA)
Gary Walker, DT (All-Rookie, FW, WA)
- 1996** Blaine Bishop, S (Second Team, UPI)
- Al Del Greco, K (Second Team, UPI)
Eddie George, RB (Second Team, UPI, All-Rookie, FW, WA)
Bruce Matthews, G (First Team, UPI, FW, FN)
John Henry Mills, ST (First Team, FW)
Mark Stepnoski, C (Second Team, UPI)
- 1997** Kenny Holmes, DE (All-Rookie, FW, WA)
Bruce Matthews, G (First Team, FW, FN)
- 1998** Craig Hentrich, P (First Team, FW, FN)
Kevin Long, C (All-Rookie, FW, WA)
Bruce Matthews, G (First Team, FW, FN)
- 1999** Eddie George, RB (First Team, FW)
Jevon Kearse, DE (First Team, FW, FN, All-Rookie, FW, WA)
Bruce Matthews, G (First Team, FW, FN)
John Thornton, DT (All-Rookie, FW, WA)
- 2000** Blaine Bishop, S (First Team, FN)
Eddie George, RB (First Team, FN, FW)
Brad Hopkins, T (First Team, FW)
Derrick Mason, KR (First Team, FN, FW), PR (First Team, FW)
Bruce Matthews, G (First Team, FN, FW)
Samari Rolle, CB (First Team, FW, FN)
- 2002** Jeff Fisher (Coach of the Year, FD)
Steve McNair, QB (First Team, SI) (3rd in MVP voting, AP)
Carlos Hall, DE (All-Rookie, FW, WA)
Keith Bulluck, LB (First Team, FW, FD) (Second Team All-Pro, AP)
Lance Schulters, S (First Team, FW)
Kevin Carter, DE (Second Team, FD)
- 2003** Keith Bulluck, LB (First Team, FW)
Craig Hentrich, P (First Team, FW)
- 2004** Jacob Bell, G (All-Rookie, FW, WA)
- 2005** Pacman Jones, CB/PR/KR (All-Rookie, CP, FW, WA)
- 2006** Vince Young, QB (All-Rookie, PF, WA)
- 2007** Kevin Mawae, C (First Team, PK)
- 2008** Cortland Finnegan, CB (First Team, WA)
Chris Johnson, RB (First Team, WA, All-Rookie, FW, WA, SN)
Kevin Mawae, C (First Team, WA)
- 2009** Chris Johnson, RB (First Team, WA)
- 2010** Marc Mariani, PR/KR (All-Rookie, FW, WA, SN)
- 2013** Jurrell Casey, DT (First Team, WA)
- 2016** DeMarco Murray, RB (First Team, WA)
- 2017** Kevin Byard, S (First Team, WA)
Brett Kern, P (First Team, WA)
- 2018** Derrick Henry, RB (First Team, WA)
Brett Kern, P (First Team, WA)
Taylor Lewan, T (First Team, WA)
- 2019** Derrick Henry, RB (First Team, WA)
Brett Kern, P (First Team, WA)



Punter Brett Kern was named first team Associated Press All-Pro and was selected to his third consecutive Pro Bowl in 2019.

ALL-TIME HONORS

(Number of individual Pro Bowls selected in parenthesis)

AFL ALL-STARs

1961	Tony Banfield, CB (1) George Blanda, QB (1) Billy Cannon, HB (1) Don Floyd, DE (1) Charlie Hennigan, E (1) Ed Husmann, DT (1) Al Jamison, T (1) Mark Johnston, S (1) Bob McLeod, E (1) Dennit Morris, LB (1) Bob Schmidt, C (1) Charley Tolar, FB (1)
1962	Tony Banfield, CB (2) George Blanda, QB (2) Willard Dewveall, E (1) Don Floyd, DE (2) Fred Glick, S (1) Charlie Hennigan, E (2) Ed Husmann, DT (2) Al Jamison, T (2) Rich Michael, T (1) Jim Norton, S (1) Bob Schmidt, C (2) Bob Talamini, G (1) Charley Tolar, FB (2)
1963	Tony Banfield, CB (3) George Blanda, QB (3) Fred Glick, S (2) Charlie Hennigan, E (3) Ed Husmann, DT (3) Rich Michael, T (2) Jim Norton, S (2) Bob Schmidt, C (3) Bob Talamini, G (2)
1964	Sid Blanks, RB (1) Don Floyd, DE (3) Fred Glick, S (3) Charlie Hennigan, E (4) Pete Jaquess, CB (1) Bob Talamini, G (3)
1965	Ode Burrell, RB (2) Willie Frazier, TE (1) Charlie Hennigan, E (5) Bob Talamini, G (4)
1966	Charles Frazier, E (1) W.K. Hicks, CB (1) Bob Talamini, G (5)
1967	Woody Campbell, RB (1) Miller Farr, CB (1) Hoyle Granger, RB (1) Pat Holmes, DE (1) Jim Norton, S (3) Walter Suggs, T (1) Bob Talamini, G (6) George Webster, LB (1)
1968	Sonny Bishop, G (1) Garland Boyette, MLB (1) Miller Farr, CB (2) Hoyle Granger, RB (2) Glen Ray Hines, T (1) Pat Holmes, DE (2) Bobby Maples, C (1) Alvin Reed, TE (1) Walter Suggs, T (2) George Webster, LB (2)
1969	Jim Beirne, WR (1) Elvin Bethea, DE (1) Garland Boyette, MLB (2)

Miller Farr, CB (3) Glen Ray Hines, T (2) Ken Houston, S (2) Jerry LeVias, WR (1) Zeke Moore, CB (1) Alvin Reed, TE (2) George Webster, LB (3)
--

AFC PRO BOWL

1970	Ken Houston, S (3) Zeke Moore, CB (2)
1971	Elvin Bethea, DE (2) Ken Houston, S (4)
1972	Elvin Bethea, DE (3) Ken Houston, S (5)
1973	Elvin Bethea, DE (4)
1974	Elvin Bethea, DE (5)
1975	Elvin Bethea, DE (6) Ken Burrough, WR (1) Curley Culp, DT (1) Billy Johnson, KR (1) Dan Pastorini, QB (1)
1976	Robert Brazile, OLB (1) Curley Culp, DT (2)
1977	Robert Brazile, OLB (2) Ken Burrough, WR (2) Curley Culp, DT (3) Billy Johnson, KR (2)
1978	Elvin Bethea, DE (7) Robert Brazile, OLB (3) Earl Campbell, RB (1) Curley Culp, DT (4)
1979	Elvin Bethea, DE (8) Robert Brazile, OLB (4) Earl Campbell, RB (2) Toni Fritsch, K (1) Leon Gray, T (1) Mike Reinfeldt, S (1)
1980	Robert Brazile, OLB (5) Dave Casper, TE (1) Earl Campbell, RB (3) Greg Stemrick, CB (1)
1981	Robert Brazile, OLB (6) Earl Campbell, RB (4) Leon Gray, T (2) Carl Roaches, KR (1)
1982	Robert Brazile, OLB (7)
1983	Earl Campbell, RB (5)
1984	Mike Munchak, G (1)
1985	Mike Munchak, G (2)
1987	Keith Bostic, S (1) Mike Munchak, G (3) Mike Rozier, RB (1)
1988	Keith Bostic, S (2) Ray Childress, DE (1) John Grimsley, ILB (1) Drew Hill, WR (1) Bruce Matthews, G (1) Warren Moon, QB (1) Mike Munchak, G (4) Mike Rozier, RB (2)
1989	Bruce Matthews, G (2) Warren Moon, QB (2) Mike Munchak, G (5)
1990	Ray Childress, DT (2) Ernest Givins, WR (1) Drew Hill, WR (2) Bruce Matthews, G (3) Warren Moon, QB (3) Mike Munchak, G (6)
1991	Ray Childress, DT (3) Cris Dishman, CB (1)

1992	William Fuller, DE (1) Haywood Jeffires, WR (1) Bruce Matthews, C (4) Warren Moon, QB (4) Mike Munchak, G (7) Al Smith, MLB (1) Ray Childress, DT (4) Curtis Duncan, WR (1) Ernest Givins, WR (2) Haywood Jeffires, WR (2) Bruce Matthews, C (5) Warren Moon, QB (5) Mike Munchak, G (8) Al Smith, MLB (2) Lorenzo White, RB (1)
1993	Ray Childress, DT (5) Haywood Jeffires, WR (3) Sean Jones, DE (1) Bruce Matthews, C (6) Greg Montgomery, P (1) Warren Moon, QB (6) Mike Munchak, G (9) Webster Slaughter, WR (2,1)
1994	Bruce Matthews, C (7)
1995	Blaine Bishop, S (1) Darryll Lewis, CB (1) Bruce Matthews, C (8) Mark Stepanoski, C (4, 1)
1996	Blaine Bishop, S (2) Bruce Matthews, G (9) John Henry Mills, ST (1) Mark Stepanoski, C (5, 2)
1997	Blaine Bishop, S (3) Eddie George, RB (1) Bruce Matthews, G (10)
1998	Eddie George, RB (2) Craig Hentrich, P (1) Bruce Matthews, G (11) Frank Wycheck, TE (1)
1999	Eddie George, RB (3) Jevon Kearse, DE (1) Frank Wycheck, TE (2) Bruce Matthews, G (12)
2000	Blaine Bishop, S (4) Eddie George, RB (4) Brad Hopkins, T (1) Jevon Kearse, DE (2) Derrick Mason, KR (1) Bruce Matthews, G (13) Steve McNair, QB (1) Samari Rolle, CB (1) Frank Wycheck, TE (3)
2001	Bruce Matthews, G (14) Jevon Kearse, DE (3)
2002	Kevin Carter, DE (2, 1)
2003	Steve McNair, QB (2) Keith Bulluck, LB (1) Brad Hopkins, OT (2) Craig Hentrich, P (2) Derrick Mason, WR (2)
2005	Steve McNair, QB (3) Kyle Vanden Bosch, DE (1)
2006	Vince Young, QB (1)
2007	Rob Bironas, K (1) Albert Haynesworth, DT (1) Kyle Vanden Bosch, DE (2)
2008	Cortland Finnegan, CB (1) Albert Haynesworth, DT (2) Kevin Mawae, C (7, 1) Chris Hope, S (1) Chris Johnson, RB (1) Michael Roos, OT (1)

ALL-TIME HONORS

	Kerry Collins, QB (2, 1)
	Michael Griffin, S (1)
2009	Chris Johnson, RB (2)
	Kevin Mawae, C (8, 2)
	Kyle Vanden Bosch, DE (3)
	Vince Young, QB (2)
2010	Jason Babin, DE (1)
	Michael Griffin, S (2)
	Chris Johnson, RB (3)
	Marc Mariani, KR/PR (1)
2013	Alterraun Verner, CB (1)
2015	Jurrell Casey, DT (1)
	Delanie Walker, TE (1)
2016	DT Jurrell Casey (2)
	T Taylor Lewan (1)
	RB DeMarco Murray (3, 1)
	OLB Brian Orakpo (4, 1)
	TE Delanie Walker (2)
2017	S Kevin Byard (1)
	DT Jurrell Casey (3)
	P Brett Kern (1)
	T Taylor Lewan (2)
	ST Brynden Trawick (1)
	TE Delanie Walker (3)
2018	DT Jurrell Casey (4)
	P Brett Kern (2)
	T Taylor Lewan (3)
2019	DT Jurrell Casey (5)
	RB Derrick Henry (1)
	P Brett Kern (3)
	QB Ryan Tannehill (1)
2020	RB Derrick Henry (2)
	WR A.J. Brown (1)

ASSOCIATED PRESS NFL MVP

1979	Earl Campbell, RB
2003	Steve McNair, QB

ASSOCIATED PRESS COMEBACK PLAYER OF THE YEAR

2019	Ryan Tannehill, QB
-------------	--------------------

BERT BELL TROPHY

(NFL Most Valuable Player presented by Philadelphia Maxwell Club)

1979	Earl Campbell, RB
-------------	-------------------

BERT BELL ROOKIE OF YEAR

(NFL Rookie Most Valuable Player presented by Philadelphia Maxwell Club)

1996	Eddie George, RB
-------------	------------------

AFL PLAYER OF YEAR

1961	George Blanda, QB (UPI, SN)
1967	George Blanda, QB (SN)

AFL DEFENSIVE ROOKIE OF YEAR

1967	George Webster, LB (SN)
-------------	-------------------------

NFL PLAYER OF THE YEAR

1978	Earl Campbell, RB (NEA, WA, FD, NY)
1979	Earl Campbell, RB (NEA, WA)
1980	Earl Campbell, RB (NEA, NY, CP)
2003	Steve McNair, QB (DZ)

NFL OFFENSIVE PLAYER OF YEAR

1978	Earl Campbell, RB (AP)
1979	Earl Campbell, RB (AP, FW)
1980	Earl Campbell, RB (AP)
1990	Warren Moon, QB (AP)

2009	Chris Johnson, RB (AP)
-------------	------------------------

NFL DEFENSIVE PLAYER OF YEAR

1975	Curley Culp, DT (NEA)
1979	Jesse Baker, DT (FW)

NFL ROOKIE OF YEAR

1978	Earl Campbell, RB (AP)
1979	Jesse Baker, DT (FW)
1996	Eddie George, RB (SN, FW, SI)
2006	Vince Young, QB (SI, DP)

NFL OFFENSIVE ROOKIE OF YEAR

1978	Earl Campbell, RB (FW)
1996	Eddie George, RB (AP, FW, FD, CP)
2006	Vince Young, QB (AP, PF, WA)

NFL DEFENSIVE ROOKIE OF YEAR

1975	Robert Brazile, LB (AP)
1979	Jesse Baker, DT (FW)
1999	Jevon Kearse, DE (AP, FN, FW, CP, FD)

AFC PLAYER OF YEAR

1978	Earl Campbell, RB (SN, NY)
2000	Eddie George, RB (FN)

AFC OFFENSIVE PLAYER OF YEAR

1978	Earl Campbell, RB (UPI, KC)
1990	Warren Moon, QB (UPI)

AFC DEFENSIVE PLAYER OF YEAR

1975	Robert Brazile, LB (SN)
1979	Jesse Baker, DT (FW)
	Mike Reinfeldt, S (KC)

DIET PEPSI ROOKIE OF YEAR

2006	Vince Young, QB
-------------	-----------------

ED BLOCK COURAGE AWARD

(nominee from each NFL team for courage in battling injuries)

1984	Bob Hamm
1985	Pat Howell
1986	Dean Steinkuhler
1987	Kent Hill
1988	Alonzo Highsmith
1989	Doug Smith
1990	Mike Munchak
1991	Bubba McDowell
1992	Warren Moon
1993	Curtis Duncan
1994	Marcus Robertson
1995	Barron Wortham
1996	Blaine Bishop
1997	Bruce Matthews
1998	Steve Jackson
1999	Steve McNair
2000	Kenny Holmes
2001	Kevin Dyson
2002	Eddie George
2003	Kevin Carter
2004	Keith Bulluck
2005	Tank Williams
2006	Brandon Jones
2007	David Thornton
2008	Chris Hope
2009	Kevin Mawae
2010	Will Witherspoon
2011	Derrick Morgan
2012	Kenny Britt

2013	David Stewart
2014	Michael Griffin
2015	Craig Stevens
2016	Jason McCourty
2017	Karl Klug
2018	Jack Conklin
2019	Jonnu Smith
2020	Jeffery Simmons

TITANS MAN OF THE YEAR

(nominee from each NFL team for Walter Payton NFL Man of the Year)

1996	Marcus Robertson
1997	Al Del Greco
1998	Al Del Greco
1999	Chris Sanders
2000	Kenny Holmes
2001	Jason Fisk
2002	Kevin Carter
2003	Kevin Carter
2004	Kevin Carter
2005	Steve McNair
2006	Keith Bulluck
2007	Keith Bulluck
2008	David Thornton
2009	Kyle Vanden Bosch
2010	Cortland Finnegan
2011	Cortland Finnegan
2012	Jared Cook
2013	Delanie Walker
2014	Jason McCourty
2015	Delanie Walker
2016	Jurrell Casey
2017	Wesley Woodyard
2018	Jurrell Casey
2019	Ben Jones
2020	Kevin Byard

NFL PLAYER OF WEEK

1984	Larry Moriarty, RB, Week 11 (AFC Offensive)
1985	Steve Brown, CB, Week 1 (AFC Defensive)
	Bo Eason, S, Week 12 (AFC Defensive)
1987	Eugene Seale, LB, Week 4 (AFC Defensive)
1988	Ray Childress, DT, Week 1 (AFC Defensive)
	Allen Pinkett, RB, Week 4 (AFC Offensive)
	Drew Hill, WR, Week 9 (AFC Offensive)
1989	Warren Moon, QB, Week 6 (AFC Offensive)
1990	Warren Moon, QB, Week 6 (AFC Offensive)
	Johnny Meads, LB, Week 7 (AFC Defensive)
	Warren Moon, QB, Week 11 (AFC Offensive)
	Lorenzo White, RB, Week 12 (AFC Offensive)
	Warren Moon, QB, Week 15 (AFC Offensive)
	Cody Carlson, QB, Week 17 (AFC Offensive)
1991	Lamar Lathon, LB, Week 2 (AFC Defensive)
	Ernest Givins, WR, Week 6 (AFC Offensive)
	Haywood Jeffires, WR, Week 7

ALL-TIME HONORS

1996	Al Del Greco, K, October (AFC Special Teams)
1998	Craig Hentrich, P, November (AFC Special Teams)
1999	Jevon Kearse, DE, December (AFC Defensive)
2000	Derrick Mason, KR/PR, October (AFC Special Teams)
2002	Steve McNair, QB, December (AFC Offensive)
2003	Steve McNair, QB, October (AFC Offensive)
2007	Rob Bironas, K, October (AFC Special Teams)
2008	Albert Haynesworth, DT, September (AFC Defensive)
2009	Chris Johnson, RB, November (AFC Offensive)
2010	Michael Griffin, S, October (AFC Defensive)
2012	Darius Reynaud, KR/PR, September (AFC Special Teams)
2016	Marcus Mariota, QB, November (AFC Offensive)
2017	Ryan Succop, K, September (AFC Special Teams)
2018	Derrick Henry, RB, December (AFC Offensive)
2019	Ryan Tannehill, QB, December (AFC Offensive)
2020	Stephen Gostkowski, K, September (AFC Special Teams) Derrick Henry, RB, October (AFC Offensive)

FEDEX AIR PLAYER OF WEEK

2003	Steve McNair, QB, Week 6
2004	Billy Volek, QB, Week 14
2015	Marcus Mariota, QB, Week 9
2016	Marcus Mariota, QB, Week 10
2019	Ryan Tannehill, QB, Week 14
2020	Ryan Tannehill, QB, Week 6

FEDEX GROUND PLAYER OF WEEK

2004	Chris Brown, RB, Week 5
2007	Chris Brown, RB, Week 1
2009	Chris Johnson, RB, Week 8 Chris Johnson, RB, Week 12
2012	Chris Johnson, RB, Week 7
2013	Chris Johnson, RB, Week 9
2016	DeMarco Murray, RB, Week 10
2018	Derrick Henry, RB, Week 14 Derrick Henry, RB, Week 15
2019	Derrick Henry, RB, Week 10 Derrick Henry, RB, Week 12 Derrick Henry, RB, Week 13 Derrick Henry, RB, Week 14 Derrick Henry, RB, Week 17
2020	Derrick Henry, RB, Week 6 Derrick Henry, RB, Week 11 Derrick Henry, RB, Week 12 Derrick Henry, RB, Week 14 Derrick Henry, RB, Week 15

FEDEX GROUND PLAYER OF YEAR

2009	Chris Johnson, RB
2019	Derrick Henry, RB

NFL ROOKIE OF MONTH

1996	Eddie George, RB, Sept.
1999	Jevon Kearse, DE, Sept., Nov., Dec.

2008	Chris Johnson, RB, Sept.
2015	Marcus Mariota, QB, Sept.
2019	A.J. Brown, WR, Dec.

PEPSI NFL ROOKIE OF THE WEEK

2006	Vince Young, QB, Week 12 Vince Young, QB, Week 13 Vince Young, QB, Week 14 Vince Young, QB, Week 16
2008	Chris Johnson, RB, Week 7 Chris Johnson, RB, Week 9
2011	Colin McCarthy, LB, Week 13
2015	Marcus Mariota, QB, Week 1
2019	A.J. Brown, WR, Week 12

AFC OFFENSIVE ROOKIE OF YEAR

1996	Eddie George, RB (PF, FD, CP)
2006	Vince Young, QB (AP, PF, WA)

AFC DEFENSIVE ROOKIE OF YEAR

1999	Jevon Kearse, DE (AP, PFW, FN, CPFW)
------	--------------------------------------

AFL ALL-ROOKIE

1967	George Webster, LB
------	--------------------

NFL ALL-ROOKIE

1972	Guy Mardock, C
1973	Gregg Bingham, LB John Matuszak, DT
1975	Robert Brazile, LB
1977	Rob Carpenter, RB Bill Currier, DB George Reihner, G Earl Campbell, RB Jesse Baker, DT Vernon Perry, S
1980	Carl Roaches, KR
1983	Steve Brown, CB Bruce Matthews, T Harvey Salem, T Brian Sochia, DT
1984	Warren Moon, QB Dean Steinkuhler, T
1985	Ray Childress, DT
1986	Ernest Givins, WR
1989	Bubba McDowell, S
1991	John Flannery, C
1992	Eddie Robinson, LB
1993	Brad Hopkins, T
1995	Chris Sanders, WR Gary Walker, DT
1996	Eddie George, RB
1997	Kenny Holmes, DE
1998	Kevin Long, C
1999	Jevon Kearse, DE John Thornton, DT
2002	Carlos Hall, DE
2004	Jacob Bell, G
2005	Pacman Jones, CB/PR/KR
2006	Vince Young, QB
2008	Chris Johnson, RB
2010	Marc Mariani, PR/KR
2014	Taylor Lewan, T
2016	Jack Conklin, T
2019	A.J. Brown, WR

PRO BOWL PLAYER OF GAME

1976	Billy Johnson, PR
2017	Delanie Walker, TE (Offensive MVP)

NFL 75th ANNIVERSARY TEAM

Ken Houston, S
Billy Johnson, PR

AFL ALL-TIME TEAM

George Blanda, K (First Team)
Miller Farr, CB (Second Team)
Charlie Hennigan, WR (Second Team)
Bob Talamini, G (Second Team)
George Webster, LB (First Team)

NFL ALL-DECADE TEAM

1970s	Robert Brazile, LB (Second Team) Earl Campbell, RB (Second Team) Ken Houston, S (First Team) Billy Johnson, KR (Second Team)
1980s	Billy Johnson, PR (First Team) Mike Munchak, G (Second Team)
1990s	Mel Gray, PR & KR (Second Team) Bruce Matthews, G (First Team) Mark Stepanoski, C (Second Team)
2000s	Kevin Mawae, C (First Team)

PRO FOOTBALL HALL OF FAME ALL-TIME TEAM

Bruce Matthews, G
George Blanda, K

NFL ALUMNI

1999	Jevon Kearse, DE (Pass Rusher of the Year)
2000	Bruce Matthews, G (Offensive Lineman of the Year)

TEAM CAPTAINS (SINCE 2007)

2007	Vince Young, QB (offense) Kevin Mawae, C (offense) Keith Bulluck, LB (defense) Kyle Vanden Bosch, DE (defense) Craig Hentrich, P (special teams)
2008	Vince Young, QB (offense) Kevin Mawae, C (offense) Keith Bulluck, LB (defense) Kyle Vanden Bosch, DE (defense) Craig Hentrich, P (special teams)
2009	Kerry Collins, QB (offense) Kyle Vanden Bosch, DE (defense) Craig Hentrich, P (special teams) Donnie Nickey, S (special teams)
2010	Vince Young, QB (offense) Ahmard Hall, FB (offense) Stephen Tulloch, LB (defense) Donnie Nickey, S (special teams)
2011	Matt Hasselbeck, QB (offense) Cortland Finnegan, CB (defense) Tim Shaw, LB (special teams)
2012	Jake Locker, QB (offense) Steve Hutchinson, G (offense) Jason McCourty, CB (defense) Colin McCarthy, LB (defense) Tim Shaw, LB (special teams)
2013	Jake Locker, QB (offense) Michael Roos, T (offense) Nate Washington, WR (offense) Jason McCourty, CB (defense) Bernard Pollard, S (defense) Patrick Bailey, LB (special teams)
2014	Jake Locker, QB (offense) Nate Washington, WR (offense)

ALL-TIME HONORS

TEAM CAPTAINS CONT.

	Jurrell Casey, DT (defense)		Daimion Stafford, S (special teams)	2019	Ben Jones, C (offense)
	Wesley Woodyard, LB (defense)		Wesley Woodyard, LB (special teams)		Marcus Mariota, QB (offense)
	George Wilson, S (special teams)	2017	Marcus Mariota, QB (offense)		Kevin Byard, S (defense)
2015	Taylor Lewan, T (offense)		Delanie Walker, TE (offense)		Jurrell Casey, DT (defense)
	Delanie Walker, TE (offense)		Jurrell Casey, DT (defense)		Wesley Woodyard, LB (special teams)
	Jurrell Casey, DT (defense)		Brian Orakpo, OLB (defense)	2020	Ryan Tannehill, QB (offense)
	Marcus Mariota, QB (offense)		Tim Shaw, Alumni (special teams)		Derrick Henry, RB (offense)
	Dexter McCluster, RB (offense)		Wesley Woodyard, LB (special teams)		Kevin Byard, S (defense)
	Jason McCourty, CB (defense)	2018	Ben Jones, C (offense)		DaQuan Jones, DL (defense)
	Brian Orakpo, OLB (defense)		Marcus Mariota, QB (offense)		Brett Kern, P (special teams)
	Wesley Woodyard, LB (special teams)		Delanie Walker, TE (offense)		
2016	Marcus Mariota, QB (offense)		Jurrell Casey, DT (defense)		
	Delanie Walker, TE (offense)		Wesley Woodyard, LB (defense)		
	Jurrell Casey, DT (defense)		Daren Bates, LB (special teams)		
	Brian Orakpo, OLB (defense)				

TITANS/OILERS HALL OF FAME

In recognition of the 40th season of the Houston Oilers/Tennessee Titans organization in 1999, the team's late owner K.S. "Bud" Adams, Jr. created an official team Hall of Fame, featuring players and staff from the past, while creating a special place for Titans stars of the future to be recognized. To date, 14 individuals have been named to the franchise's Hall of Fame:

NAME	POSITION	YEARS WITH FRANCHISE	INDUCTED
K.S. "Bud" Adams, Jr.	Team Owner/Founder	1959-2013	Sept. 7, 2008
Elvin Bethea	Defensive End	1968-83	Dec. 9, 1999
George Blanda	Quarterback/Kicker	1960-66	Dec. 9, 1999
Robert Brazile	Linebacker	1975-84	Oct. 14, 2018
Earl Campbell	Running Back	1978-84	Dec. 9, 1999
Eddie George	Running Back	1996-2003	Oct. 27, 2008
Mike Holovak	General Manager	1981-99	Dec. 9, 1999
Ken Houston	Safety	1967-72	Dec. 9, 1999
Bruce Matthews	Offensive Lineman	1983-2002	Dec. 8, 2002
Steve McNair	Quarterback	1995-2005	Oct. 27, 2008
Warren Moon	Quarterback	1984-93	Oct. 1, 2006
Mike Munchak	Guard	1982-93	Dec. 9, 1999
Jim Norton	Safety/Punter	1960-68	Dec. 9, 1999
Frank Wycheck	Tight End	1995-2003	Oct. 27, 2008



Eddie George, Steve McNair and Frank Wycheck were inducted into the team's Hall of Fame during the 2008 season.

FRANCHISE PRO FOOTBALL HALL OF FAMERS

GEORGE BLANDA

QUARTERBACK/KICKER • 6'2" • 215 lbs • COLLEGE: KENTUCKY
NFL SEASONS: 26 • YEARS WITH OILERS: 7 (1960-66)
HOMETOWN: YOUNGWOOD, PA. • BORN: SEPT. 27, 1927
GAMES PLAYED: 340 • HALL OF FAME INDUCTION: 1981

George Blanda, who came out of retirement with the emergence of the American Football League in 1960, was the offensive catalyst for the explosive Oiler squads of the early 1960s. He played quarterback and handled the placekicking chores in Columbia blue for seven of his NFL-record 26 seasons in the league. Blanda was the team's leading passer and scorer in each of those seven seasons and still owns franchise records for most extra points (299), most touchdown passes in a season (36) and most touchdown passes in a game (7). He is also third in points scored with 596. The 36 scoring tosses stood as an NFL record for an astounding 23 years. Blanda's NFL career records included most games (340), most points (2,002) and most extra points (943). He also passed for 236 touchdowns. Blanda captained the Oilers to two consecutive AFL titles in 1960 and 1961, earning AFL Player of the Year honors in 1961. Blanda's career was divided into three distinct parts, 10 years with the Chicago Bears, seven seasons with the Houston Oilers and nine years with the Oakland Raiders. In 1970, he became the oldest quarterback to play in a title game. He was just a month shy of his 49th birthday when he retired before the 1976 season. Blanda passed away at age 83 on Sept. 27, 2010.

KEN HOUSTON

SAFETY • 6'3" • 197 lbs • COLLEGE: PRAIRIE VIEW A&M
NFL SEASONS: 14 • YEARS WITH OILERS: 6 (1967-72)
HOMETOWN: LUFKIN, TEXAS • BORN: NOV. 12, 1944
GAMES PLAYED: 196 • HALL OF FAME INDUCTION: 1986

Considered one of the best safeties in football history, Ken Houston picked off 49 passes (898 yards), recovered 21 fumbles and scored 12 touchdowns over his 14-season NFL career, earning Pro Bowl honors 12 consecutive times (1968-69 AFL, 1970-79 NFL). Houston returned an NFL-record nine interceptions for a touchdown in his six seasons as an Oiler. Four of those scores came in 1971, tying an NFL record. He returned two in one game against San Diego in the 1971 season finale, which also ties an NFL mark. His other three touchdowns came on a punt return, a fumble return and a blocked field goal return. Houston also holds the Oilers record for most career interception return yards with 650. With a long, fluid stride, Houston had excellent speed and quickness. His 6-3, 197-pound frame made him an ideal pass defender. Yet his lean, muscular body helped him to become a punishing tackler. Originally a ninth-round draft choice out of Prairie View A&M, Houston earned a starter's role by the third game of his rookie season. Two weeks later in a game against the New York Jets, he scored two touchdowns, one on a 71-yard blocked field goal attempt, and the other on a 43-yard interception return. After excelling for six years with the Oilers, Ken was traded to the Redskins for five veteran players in 1973. The Redskins once referred to Houston as "pro football's most underrated superstar," but his capabilities were widely recognized. He won all-league acclaim with the Oilers in 1969 and 1971, and then was either All-Pro or All-NFC with the Redskins every year from 1973 to 1979. He was selected for either the AFL All-Star game or the AFC-NFC Pro Bowl 12 straight seasons from 1968 through 1979. He played in 183 consecutive games before suffering a broken arm against the New York Giants Nov. 25, 1979.

EARL CAMPBELL

RUNNING BACK • 5'11" • 232 lbs • COLLEGE: TEXAS
NFL SEASONS: 8 • YEARS WITH OILERS: 7 (1978-84)
HOMETOWN: TYLER, TEXAS • BORN: MARCH 29, 1955
GAMES PLAYED: 115 • HALL OF FAME INDUCTION: 1991

Earl Campbell, a 5-11, 232-pound ball-carrying dynamo from the University of Texas, joined the Houston Oilers as the first player taken in the 1978 National Football League Draft. The first player to earn All-Southwest Conference honors four years, Campbell was a consensus All-America

and the Heisman Trophy winner in 1977. Campbell took the NFL by storm from the outset. In 1978, he was named the NFL's Most Valuable Player, All-Pro, and Rookie of the Year. He won the league rushing championship with a club-record 1,450 yards and was named to the AFC Pro Bowl squad. It was more of the same the next two years with NFL rushing titles, MVP honors, and consensus All-Pro acclaim each season. He followed his rookie campaign with 1,697 yards in 1979, but his finest year came in 1980 when he rushed for 1,934 yards, which at the time was second only to O. J. Simpson's 2,003 yards gained in 1973. That year, Campbell gained over 200 yards in four games. In 1981, he won his fourth straight AFC rushing title with 1,376 yards. A sensational runner, Campbell was picked for the Pro Bowl five of his first six NFL seasons (1978-81, 1983). In his eight-year career, which finished in New Orleans, Campbell rushed 2,187 times for 9,407 yards, and 74 touchdowns, retiring as the NFL's seventh all-time leading rusher. He also gained 806 yards on 121 receptions to bring his career combined net yards total to 10,213. He set Oilers records for most career yards (8,574), most career attempts (1,979), most touchdown runs (73) and most consecutive games with a rushing touchdown (5). His most famous performance came in a Monday night game against Miami in his rookie season. That night, he rushed for 199 yards and four touchdowns to lead the Oilers to a spectacular 35-30 victory. In spite of the constant pounding he took from opposing defenders, Earl missed only six games out of 115 because of injuries. Midway into his seventh season, he was traded by the Oilers to the New Orleans Saints for a first-round draft pick. He played a season and a half with the Saints before retiring after the 1985 campaign. Campbell is one of just four people officially designated a Texas Legend by the Texas State Legislature. The others are Davy Crockett, Sam Houston and Stephen F. Austin. Campbell was the only designee of the 20th century.

CHARLIE JOINER

WIDE RECEIVER • 5'11" • 188 lbs • COLLEGE: GRAMBLING
NFL SEASONS: 18 • YEARS WITH OILERS: 4 (1969-72)
HOMETOWN: MANY, LA. • BORN: OCT. 14, 1947
GAMES PLAYED: 239 • HALL OF FAME INDUCTION: 1996

Charlie Joiner played 18 seasons in the NFL, including his first four with the Houston Oilers. One of the league's most prolific receivers, he amassed 750 career receptions for 12,146 yards and 65 touchdowns, ranking as the league's leading receiver of all-time when he retired at the age of 39 in 1986. His 18 seasons played were longer than any other wide receiver in history at the time of his retirement. The Oilers originally targeted Joiner for the defensive backfield when they picked the 5-11, 180-pounder from Grambling in the fourth round of the 1969 AFL-NFL Draft. Joiner played briefly on defense and the kickoff return team but soon became established as a premier pass catcher. Joiner caught 82 of his 750 career passes as an Oiler, totaling 1,480 yards and 12 touchdowns. He paced the squad with 681 yards and seven touchdown grabs in 1971. In his fourth season in 1972, Houston sent him to the Cincinnati Bengals in a four-player swap. Four years later in 1976, he was traded to San Diego. With the Chargers, Joiner blossomed into super-stardom. He and quarterback Dan Fouts formed a lethal pass-catch team that accounted for the preponderance of his 586 receptions as a Charger. During his 11 years in San Diego, Joiner caught 50 or more passes seven times and had 70 or more receptions three seasons. Injuries cut into his playing time at the beginning, but in a 193-game span over his final 13 seasons, Joiner missed only one game. He was an All-NFL pick in 1980 and a Pro Bowl choice three times. In the 1980 AFC title game, he led the Chargers with six receptions for 130 yards and two touchdowns. Blessed with excellent speed and tantalizing moves, Joiner averaged 16.2 yards per catch and accounted for 12,146 yards and 65 touchdowns. When he was inducted into the Pro Football Hall of Fame in 1996, Joiner ranked fifth in receptions and sixth in receiving yardage on the NFL's all-time list. Joiner was once described by San Francisco 49ers coaching great Bill Walsh as "the most intelligent, the smartest, the most calculating receiver the game has ever known."

FRANCHISE PRO FOOTBALL HALL OF FAMERS

MIKE MUNCHAK

GUARD • 6'3" • 281 lbs • COLLEGE: PENN STATE
 NFL SEASONS: 12 • YEARS WITH OILERS: 12 (1982-93)
 HOMETOWN: SCRANTON, PA. • BORN: MARCH 5, 1960
 GAMES PLAYED: 159 • HALL OF FAME INDUCTION: 2001

Mike Munchak was the eighth player overall and the first offensive lineman chosen in the 1982 National Football League draft. Selected by the Oilers, the former Penn State standout was an immediate success with the Houston club, earning the starting left guard spot in his first training camp. The 6-3, 281-pound lineman wasted little time establishing himself as one of the premier guards in the NFL. In 1984, in just his third year in the league, he was named to the first of seven All-AFC teams. That same year he received the first of nine Pro Bowl invitations. Not coincidentally, the Oilers' on-the-field successes increased as Munchak's development and experience increased. From their dismal 1-8 record in the strike-shortened 1982 season, the Oilers improved nearly every year that Munchak played. Along the way, the team advanced to the playoffs seven consecutive years (1987-1993) and captured the 1991 and 1993 AFC Central Divisional crowns. Munchak was a devastating blocker and considered the key to an offensive line that kept the Oilers at or near the top of the NFL's offensive statistical categories. In 1988 he led the Oilers' offensive line that gave up just 24 quarterback sacks which was third in the NFL. It was also the fewest sacks allowed by the team in 10 seasons. The following season the offensive line held opponents to no sacks in six games. In 1991, the Oilers offensive line finished second in the AFC and fourth in the NFL in the fewest quarterback sacks allowed. Behind the Munchak-led line, Houston led the NFL in total offense in 1990 and passing offense in 1990 and 1991. The Oilers finished second in points scored in 1990 and second in total offense in 1991. Equally effective as a run blocker, Munchak led the Oilers offensive charge in 1993 as the team finished fourth in the NFL in both average gain per rushing play (4.4) and average gain per offensive play (5.3). Although he suffered from chronic knee problems, Munchak played in 159 regular season games. His 12 seasons with the Oilers tied him for second longest in the franchise's history at the time of his retirement. He became the first player inducted into the Hall of Fame who played his entire career with the Oilers. Long-time teammate Bruce Matthews presented Munchak for induction.

ELVIN BETHEA

DEFENSIVE END • 6'2" • 260 lbs • COLLEGE: NORTH CAROLINA A&T
 NFL SEASONS: 16 • YEARS WITH OILERS: 16 (1968-83)
 HOMETOWN: TRENTON, N.J. • BORN: MARCH 1, 1946
 GAMES PLAYED: 210 • HALL OF FAME INDUCTION: 2003

Defensive end Elvin Bethea, an eight-time Pro Bowl selection during his outstanding career with the Houston Oilers, was named to the five-man class of the 2003 Pro Football Hall of Fame that included running back Marcus Allen, guard Joe DeLamielleure, wide receiver James Lofton, and coach Hank Stram. A third-round draft pick in 1968 (77th player overall) Bethea played in 210 games over 16 seasons, never missing a game until breaking his arm on Nov. 13, 1977. He was considered a "steal" in a draft class that produced three future Hall of Fame players in Larry Csonka, Art Shell, and Ron Yary. When he retired, he held three team records relating to career service: most seasons (16), most career regular season games played (210), and most consecutive regular season games played (135). Having led the team in sacks in six seasons, Bethea's unofficial 105-career sack total still ranks first in franchise history, including his team-best 17 sacks in 1973. He recorded four sacks and a fumble recovery in his best single game performance against San Diego in 1976. He played in eight playoff games and posted 691 career tackles. Bethea also played in eight Pro Bowls (1970, 1972-1976, 1979, 1980) and earned All-Pro second-team honors in 1973, 1975, 1978, and 1979. More than just a pass rusher, Bethea was also effective against the run. Eventhough 1974 was the first year such statistics were compiled by the Oilers, his 691 career tackles, are still among the best in franchise history, even excluding the first six years of his career. "When people ask me who the best guy I ever played against was I always tell them Elvin Bethea and Lyle Alzado because both

of them were complete ballplayers," said Art Shell, Hall of Fame member of the Oakland Raiders. "Elvin was one of the quickest guys I've ever been around. We always had to double-team him. There were times when I was supposed to block him when he would get by me so quick. And then Gene Upshaw was supposed to pick him up and he also got by him so quick that we would get back to the huddle and Upshaw would say, 'Did you see that?' and I'd say, 'Yeah, I saw that. He just beat the heck out of me too!' Elvin was just a great player."

WARREN MOON

QUARTERBACK • 6'3" • 212 lbs • COLLEGE: WASHINGTON
 NFL SEASONS: 17 • YEARS WITH OILERS: 10 (1984-93)
 HOMETOWN: LOS ANGELES, CALIF. • BORN: NOVEMBER 18, 1956
 GAMES PLAYED: 208 • HALL OF FAME INDUCTION: 2006

Warren Moon, the fourth leading passer in NFL history, was inducted into the 2006 class of the Pro Football Hall of Fame. Moon played 10 years (1984-93) with the Oilers/Titans organization and holds the franchise records for passing yards (33,685) and touchdowns (196), while leading the Oilers to seven consecutive playoff appearances from 1987-93. During a 17-year NFL career, Moon played for the Houston Oilers, Minnesota Vikings, Seattle Seahawks and Kansas City Chiefs and amassed 49,325 passing yards, 291 touchdowns and 102 wins. He earned nine Pro Bowl invitations (tied for the most by a quarterback with John Elway and Dan Marino), posted nine 3,000 yard seasons, 49 300-yard games and led his team to nine playoff appearances. His eight consecutive playoff berths matched a feat accomplished by Terry Bradshaw and Joe Montana. At the time of his retirement, he held the single-season passing yardage record for three different franchises: Oilers (4,367 in 1991), Vikings (4,364 in 1994) and Seahawks (3,678 in 1997). Moon tallied many accomplishments during his Oiler career. His finest season came in 1990, throwing for 4,689 yards (363 for 584) and 33 touchdowns in only 15 games. He earned AP NFL Offensive Player of the Year for his efforts and his third of nine Pro Bowl invitations. Against Kansas City in 1990, Moon threw for 527 yards, which ranks as the second highest single-game total in NFL history (Norm Van Brocklin, 554 yards in 1951). In 1991, he surpassed the previous season's yardage total with 4,690 yards and became just the third player (Marino, Fouts) in NFL history to produce consecutive 4,000 yard passing seasons. Moon joined the Oilers and the NFL in 1984, after six seasons in the Canadian Football League, where he led his team to five Grey Cups (League Champions). In the CFL, Moon threw for 21,228 yards and 144 touchdowns. Moon was driven to play in the CFL after drawing little interest from the NFL as a starting quarterback following his senior season at the University of Washington. Moon became the first African-American quarterback to be inducted into the Pro Football Hall of Fame and his legacy as a minority quarterback cannot be underestimated. At the time of his arrival in the NFL only two black quarterbacks had been significant starters for their NFL teams (Shack Harris, Rams; Doug Williams, Tampa Bay).

BRUCE MATTHEWS

GUARD/TACKLE/CENTER • 6'5" • 305 lbs • COLLEGE: USC
 NFL SEASONS: 19 • YEARS WITH OILERS: 19 (1983-2001)
 HOMETOWN: ARCADIA, CALIF. • BORN: AUGUST 8, 1961
 GAMES PLAYED: 296 • HALL OF FAME INDUCTION: 2007

Arguably one of the best offensive linemen to ever play the game, Bruce Matthews became the first Tennessee Titan to be inducted into the Pro Football Hall of Fame. At the time of his retirement, Matthews played in more NFL games (296) than any non-kicker in the league's history. Longevity and durability were his hallmarks, but that coupled with his unparalleled play, earning a league record 14 consecutive Pro Bowl (9 at guard and 6 at center) selections (tied with Merlin Olsen) and seven times named AP All-Pro, made him one of the all-time greats. He rose to the challenges presented to him in starting at every position on the offensive line during his NFL career (87 C, 99 LG, 67 RG, 22 RT, 17 LT). He becomes the first Hall of Fame offensive lineman to play significant time

FRANCHISE PRO FOOTBALL HALL OF FAMERS

at all five offensive line positions. A constant for the Oilers/Titans franchise, Matthews started in a team record 229 consecutive games (streak started at Indianapolis, Nov. 29, 1987) and never missed a game because of injury. His 19 seasons also are a team record and he ranks second in NFL history for years with one team behind Jackie Slater, who spent 20 seasons with the Rams. Matthews and G Randall McDaniel (Vikings) were the only two NFL players to play in every game during the decade of the 90's. Matthews was a part of nearly one-half of the franchise's first 42-years of history and helped the team win 146 games, make the playoffs nine times, earn the only three AFC Central titles in team history, earn an AFC Championship and the franchise's only Super Bowl appearance. He blocked for 15 quarterbacks and 27 running backs, including five different 1,000-yard rushers (Earl Campbell, Mike Rozier, Lorenzo White, Gary Brown and Eddie George). During his career, he played in offenses that produced nine 1,000-yard rushing seasons and eight 3,000-yard passers. Additionally, he played in 42 different stadiums during his NFL career. During his career, Matthews blocked on a line that helped produce 65 100-yard rushing performances and 48 300-yard passing performances. Originally drafted by the Houston Oilers in the first round (ninth overall) of the 1983 NFL Draft, Matthews earned All-America honors at the University of Southern California. Matthews and his brother, Clay, each played 19 NFL seasons and the duo set an NFL record for games played by a pair of brothers with 574 games. Clay Matthews played in 278 games during his NFL career. Matthews had his number 74 jersey retired by the team and was inducted into the organization's Hall of Fame during a December, 2002 ceremony. Matthews joined a 2007 Hall of Fame class that included Dallas Cowboys WR Michael Irvin, Buffalo Bills RB Thurman Thomas, Detroit Lions TE Charlie Sanders, Cleveland Browns G Gene Hickerson, and St. Louis CB Roger Wehrli.

CURLEY CULP

**DEFENSIVE TACKLE • 6'2" • 265 lbs • COLLEGE: ARIZONA STATE
NFL SEASONS: 14 • YEARS WITH OILERS: 7 (1974-1980)
HOMETOWN: YUMA, ARIZ. • BORN: MARCH 10, 1946
GAMES PLAYED: 179 • HALL OF FAME INDUCTION: 2013**

Curley Culp was voted into the Pro Football Hall of Fame in 2013. A six-time Pro Bowl selection, Culp played in 179 games during his NFL career with the Kansas City Chiefs (1968-1974), Houston Oilers (1974-1980) and Detroit Lions (1980-81). He was considered the prototypical nose tackle and helped pioneer the 3-4 defense. Hailing from Arizona State, where he was an All-American in both football and wrestling, Culp was selected in the second round of the 1968 NFL Draft by the Denver Broncos, who intended to use him as an offensive guard. However, his brief stint in Denver ended when he was traded to the Chiefs, who inserted him permanently on the defensive side. In 1969, the Chiefs won Super Bowl IV, and Culp was an instrumental member of one of the league's top defenses. He helped the Chiefs defeat the Oakland Raiders in the AFL Championship Game and the Minnesota Vikings in the Super Bowl. In 1974, during his seventh campaign in Kansas City, Culp was traded to the Oilers along with a first-round draft pick (used to select Robert Brazile) in exchange for John Matuszak. The move paid almost immediate dividends for the Oilers, who previously suffered through 1-13 records in both 1972 and 1973. In 1975, Culp's first full season in Houston, he helped the Oilers to a record of 10-4, the first winning mark for the club in eight years. With Culp anchoring the defense, the Oilers finished with the AFC's top-ranked run defense (third in the NFL). Individually, Culp produced arguably the finest season of his career, recording 11.5 sacks and earning NFL Defensive Player honors by the Newspaper Enterprise Association. Culp continued as a leader of the Oilers defense that culminated in back-to-back appearances in the AFC championship games in 1978 and 1979. He was named to one AFL All-Star Game and five Pro Bowls during his career. Culp also was picked as a first-team All-Pro in 1975 and a second-team selection in 1971, 1977, 1978, and 1979. He was selected first- or second-team All-AFC five times. "Curley Culp was perhaps the strongest man I ever lined up against," said Raiders Hall of Fame center Jim Otto. Culp used his strong wrestling background to create havoc for opposing guards and centers. He was the 1968 NCAA heavyweight wrestling champion and was named to the U.S.

Olympic wrestling team that year. Culp joined a 2013 Hall of Fame class that included offensive linemen Larry Allen and Jonathan Ogden, wide receiver Cris Carter, coach Bill Parcells, linebacker Dave Robinson and defensive lineman Warren Sapp.

ROBERT BRAZILE

**LINEBACKER • 6'4" • 241 lbs • COLLEGE: JACKSON STATE
NFL SEASONS: 10 • YEARS WITH OILERS: 10 (1975-84)
HOMETOWN: MOBILE, ALA. • BORN: FEB. 7, 1953
GAMES PLAYED: 147 • HALL OF FAME INDUCTION: 2018**

Robert Brazile was voted into the Pro Football Hall of Fame in 2018. As a rookie in 1975, he made an instant impact as he helped Houston notch the franchise's first winning season in eight years with a 10-4 record. He went on to win Defensive Rookie of the Year in 1975. With his speed, strength, tackling and coverage ability, Brazile helped revolutionize the outside linebacker position in a 3-4 defense. Nicknamed 'Dr. Doom,' Brazile started all 147 regular season games during his career and made seven postseason starts, including back-to-back AFC Championship Games (1978-79). He recorded nine tackles and one fumble recovery in the 1978 AFC Championship game. He was elected to seven career Pro Bowls and named All-Pro for five consecutive seasons (1976-80). Brazile registered a career-best 185 tackles in 1978 on his way to helping the Oilers secure three consecutive 10-win seasons and three consecutive playoff berths (1987-80). His career statistics include 13 interceptions, 14 fumble recoveries and 6.5 sacks in both 1976 and 1980. Brazile was named to the NFL's All-Decade Team of the 1970s.

KEVIN MAWAE

**CENTER • 6'4" • 289 lbs • COLLEGE: LOUISIANA STATE
NFL SEASONS: 16 • YEARS WITH TITANS: 4 (2005-09)
HOMETOWN: LEEVILLE, LA. • BORN: JAN. 23, 1971
GAMES PLAYED: 241 • HALL OF FAME INDUCTION: 2019**

Kevin Mawae was elected to the Pro Football Hall of Fame Class of 2019 and became the first established Titan without connections to the Houston Oilers to receive the honor. He played four seasons (2006-09) in Tennessee. Mawae entered the NFL as a second-round pick of the Seattle Seahawks in the 1994 NFL Draft. He began his career at right guard before being moved to center at the start of the 1996 season and remained at that position for the rest of his NFL career. After four seasons (1994-97) in the Northwest, the Louisiana State product signed a free agent deal with the New York Jets in 1998. In his first season in New York, Mawae helped running back Curtis Martin rush for a Jets franchise record eight 100-yard rushing games en route to 1,287-yard season. In 1999, he was named to his first of eight Pro Bowls and paved the way for Martin's then franchise-record 1,464 rushing yards. The 6-foot-4-inch, 289-pounder played in an astounding 177 consecutive games before a serious triceps injury ended his 2005 campaign after six games. Mawae signed a free agent deal with the Titans in 2006. In his first season with Tennessee, he made an immediate impact and was a part of an offense that ranked third in the AFC and fifth in the NFL in rushing with 2,214 yards. Three seasons later, he helped Chris Johnson amass a franchise-best 2,006 rushing yards, becoming just the sixth player all-time to accomplish the feat. In 241 career games over 16 seasons, Mawae was extremely durable and known for his toughness in the trenches. He was a first-team, all-decade center for the 2000s and blocked for a 1,000-yard rusher in 13 of his 16 seasons. Running backs Chris Warren (1,545 yards in 1994), Martin (1,697 in 2004), LenDale White (1,110 in 2007) and Johnson (2,006 in 2009) had the highest season rushing totals of their careers with Mawae on the line. He played 90 games in which there was a 100-yard rusher, the most by any offensive lineman in NFL history.

RETIRED JERSEY NUMBERS

In the history of the Oilers/Titans franchise, only eight players have had the distinction of having their jersey number retired — **Jim Norton** (No. 43), **Elvin Bethea** (No. 65), **Earl Campbell** (No. 34), **Mike Munchak** (No. 63), **Bruce Matthews** (No. 74), **Warren Moon** (No. 1), **Eddie George** (No. 27) and **Steve McNair** (No. 9).



Jim Norton played nine seasons for the Oilers (1960-68) as a safety and as a punter, establishing team records at both positions. As a rookie from the University of Idaho, Norton was a member of the Oilers' 1960 AFL Championship team. A four-time league all-star, he holds the club record for most interceptions in a career with 45. Also an accomplished punter, Norton was tops in club history with 519 career punts for a 42.3-yard career average and a long kick of 79 yards (11/22/64 vs. Kansas City).



Elvin Bethea joined the Oilers in 1968 after an outstanding career at North Carolina A&T. He started at defensive end in the 1968 season opener and didn't miss a game until breaking his arm in November 1977. That streak of 135 consecutive games played stands third in team history. An eight-time Pro Bowler (1970, 1972-76, 1978-80), Bethea ranks second for most seasons played (16, 1968-83), while his 210 games played (1968-83) also stands second behind Bruce Matthews. Bethea led the team

in sacks six times, including a career-best mark of 17 in 1973. The Oilers honored him with an "Elvin Bethea Appreciation Night" on Aug. 4, 1983. He became the sixth player in franchise history to be inducted into the Pro Football Hall of Fame on Aug. 3, 2003.



Earl Campbell, the franchise's second leading rusher and a member of the Pro Football Hall of Fame, was honored by having his number retired at ceremonies on Aug. 13, 1987. He set a single-season club record with a league-leading 1,450 yards his rookie season. Campbell followed that performance with 1,697 yards in 1979 and an astounding 1,934 yards in 1980. Both those totals led the NFL and the latter was second only to O.J. Simpson's 2,003 yards in 1973. Campbell was selected to five

Pro Bowls (1978-81, 1983) and retired as the NFL's seventh all-time leading rusher (9,407). He ranks second in franchise history in career rushing yards (8,574) and attempts (1,979), first in touchdown runs (73) and first in most consecutive games with a rushing touchdown (5).



Mike Munchak joined the Oilers as a first-round draft pick in 1982 out of Penn State. He was the first offensive lineman selected in the draft and the eighth overall selection. Munchak won the starting left guard position as a rookie and went on to play in 12 campaigns (1982-93) and 159 games (156 starts) for the Oilers. He is tied for third on the team's all-time list for seasons played and ranks fifth in games played. Munchak became a fixture on an offensive line that helped the Oilers to seven consecutive

playoff appearances (1987-93). One of the premier guards in the National Football League, Munchak was selected to NFL's "Team of the Decade" for the 1980s and was chosen in 1989 to Oilers' 30th Anniversary "Dream Team." He ranks second in club annals with nine Pro Bowl selections, seven as a starter. Munchak announced his retirement on July 21, 1994, and on the same day, K.S. "Bud" Adams, Jr., announced that jersey No. 63 would be retired on "Mike Munchak Appreciation Day" on Nov. 6, 1994.



Bruce Matthews played in more games (296) than any non-kicker in NFL history. Longevity and durability were his hallmark. And that, coupled with his unparalleled play, in which he tied a league record with 14 Pro Bowl selections (tied with Merlin Olsen) and earned All-Pro honors six times, made him one of the all-time greats. He rose to the challenges presented to him in playing every position on the offensive line during his NFL career (87 at center, 99 at left guard, 67 at right guard, 22 at right tackle, and 17 at left tackle). His number was retired during a halftime ceremony in Nashville on Dec. 8, 2002.



Warren Moon, the fourth leading passer in NFL history at the time his number was retired, played 10 years (1984-93) with the organization and holds the franchise records for passing yards (33,685) and touchdowns (196), while leading the Oilers to seven consecutive playoff appearances from 1987-93. Moon's finest season came in 1990, throwing for 4,689 yards (363-for-584) and 33 touchdowns in only 15 games and becoming the third player in NFL history to produce consecutive 4,000-yard passing seasons. He earned AP NFL Offensive Player of the Year for his efforts and his third Pro Bowl berth. His jersey was retired in a halftime ceremony in Nashville on Oct. 1, 2006.



Eddie George became the organization's all-time leading rusher as well as its all-time scrimmage yards leader in eight seasons with the team. His 10,009 rushing yards from 1996-2003 ranked second in the NFL (Curtis Martin), while his 12,153 scrimmage yards in the same time frame were third (Marshall Faulk, Martin). His accolades included four Pro Bowl selections (1997-2000), AP All-Pro honors (2000) and the AP Rookie of the Year Award (1996). George also set franchise standards for career rushing

attempts (2,733), career touchdowns (74), 1,000-yard rushing seasons (seven), seasons as the team's leading rusher (eight) and career playoff rushing yards (776). During his time with the Titans he amassed 36 100-yard rushing performances (second to Earl Campbell's 39), resulting in a 30-6 record in those contests. He established an NFL mark with 130 consecutive starts by a running back to begin a career—a total which ranked second in NFL history for consecutive starts by a running back at any point. His jersey was retired in a halftime ceremony in Nashville on Sept. 15, 2019.



Steve McNair played 11 seasons with the organization (1995-2005), becoming its second all-time leading passer (27,141 yards) and recording the most wins as a starting quarterback (76). At the time his jersey was retired, he trailed only Warren Moon on the franchise's all-time passing yards list and also ranked second for the organization in completions (2,305), completion percentage (59.5) and passer rating (83.3). He ranked third in touchdown passes (156). His 3,439 rushing yards and 36 touchdown runs

were the most in team history by a quarterback. McNair earned three of his four career Pro Bowl berths with the Titans (2000, 2003 and 2005), and in 2003, he shared Associated Press NFL Most Valuable Player honors with Peyton Manning after leading the league with a 100.4 rating. He became the first African-American quarterback to win MVP honors. McNair was the third player in the history of the NFL to pass for 30,000 yards and rushed for 3,500 yards, along with Fran Tarkenton and Steve Young. Only Brett Favre and Manning started more combined NFL regular season and postseason games than McNair (134) from the time he became a full-time starter in 1997 through 2005. He was selected with the third overall draft pick in 1995. His jersey was retired in a halftime ceremony in Nashville on Sept. 15, 2019.

HISTORICAL HIGHLIGHTS

THE “FOOLISH CLUB”

In 1959, after numerous failed attempts to enter the NFL as owners through expansion or purchase (Chicago Cardinals), Lamar Hunt and K.S. “Bud” Adams, Jr. agree that forming a new league is a viable option to NFL ownership. They would recruit a number of other future owners, who like themselves were looking to enter the world of football ownership, but had been rebuffed. The eight original teams, which would later be dubbed the “Foolish Club” for taking on the NFL were: Dallas (Hunt), Houston (Adams), Denver (Bob Howsam), New York (Harry Wismer), Los Angeles (Barron Hilton), Buffalo (Ralph Wilson), Boston (William Sullivan) and Oakland (Wayne Valley). Minneapolis was set to become one of the original AFL teams, but they were replaced by Oakland when the NFL awarded an expansion franchise to the Minneapolis market in 1960.

All eight teams agreed to contribute \$25,000 to create a league office, which was headed by the first AFL commissioner, Joe Foss. The AFL held their first draft on Nov. 22, 1959 and began play in the fall of 1960 with games televised on ABC.

1959

August 3 – K.S. “Bud” Adams, Jr., announces Houston’s entry into the American Football League.

August 15 – AFL formally organized with six cities: Los Angeles, New York, Denver, Dallas, Houston and Minneapolis-St Paul.

October 31 – Adams names the team “Oilers” — “for sentimental and social reasons.”

November 22 – AFL conducts first player draft. Oilers select Heisman Trophy winner Billy Cannon of LSU.

December 8 – Oilers sign first players, Don Hitt and Tony Banfield, both of Oklahoma State.

1960

January 1 – Oilers sign their first draft choice in LSU’s Billy Cannon.

January 3 – Oilers name former Cleveland great Lou Rymkus as first head coach.

February 20 – Oilers sign veteran pro quarterback George Blanda.

March 8 – Houston School Board approves lease of Jeppesen Stadium to K.S. “Bud” Adams, Jr., and gives permission to increase seating capacity from 22,000 to 36,000.

June 21 – Court rules that Billy Cannon will play with the Houston Oilers.

July 15 – Houston opens first training camp at the University of Houston with daily practices to be held at Busch Field during season.

August 6 – Oilers lose 27-10 to Dallas Texans in first preseason game at Tulsa.

August 20 – Oilers defeat Denver 42-3 before 18,500 in home debut at Jeppesen.

September 11 – Oilers win first regular season contest 37-22 over Oakland at San Francisco. Charles Hennigan scores first Oiler TD on a 43-yard pass from George Blanda. Dave Smith scores first Oiler rushing TD on eight-yard run.

December 11 – Oilers clinch AFL Eastern Division title with 31-23 win over Buffalo at Houston.

December 29 – Lou Rymkus named AFL’s first Coach of the Year.

1961

January 1 – Oilers win first AFL Championship by defeating Los Angeles Chargers 24-16 before 32,000 fans at Jeppesen Stadium. Billy Cannon is named game’s MVP; Blanda completes 16 of 32 passes for 301 yards and three TDs. Winning players share: \$1,016.42.

September 9 – Oilers open regular season with a 55-0 rout of Oakland at Jeppesen despite threats from Hurricane Carla.

October 16 – Wally Lemm replaces Lou Rymkus as head coach after Oilers open with 1-3-1 record.

October 22 – Oilers defeat Dallas Texans 38-7 in first outing under Wally Lemm. George Blanda comes off the bench to throw three TD passes, make a 53-yard field goal, and kick three PAT’s.

October 29 – George Blanda sets AFL passing record with 464 yards on 18-of-32 passing for four TDs as Oilers win 28-16 at Buffalo.

November 19 – George Blanda throws seven touchdown passes against New York in 49-13 win to set AFL record and the all-time pro record.

December 3 – Oilers defeat previously unbeaten San Diego 33-13 before Houston’s largest crowd, 37,845. Charles Hennigan catches 10 passes for 214 yards and three TDs. George Blanda hits on 20 of 34 attempts for 351 yards and four TDs and kicks AFL-record 55-yard field goal.

December 17 – Oilers win second consecutive Eastern Division crown by beating Oakland 47-16 in Oakland. Oilers become first pro team in history to score over 500 points in one season with 513 points in 14 games.

December 20 – Wally Lemm is named AFL Coach of the Year.

December 23 – George Blanda is named AFL Player of the Year.

December 24 – Oilers win second consecutive AFL title, defeating Chargers 10-3 at San Diego. Billy Cannon wins MVP award for second consecutive year. Winning players share: \$1,724.00.

1962

February 23 – Wally Lemm resigns to become the head coach of St. Louis Cardinals.

March 5 – Oilers name Frank “Pop” Ivy as head coach.

September 16 – Oilers lose to Boston 34-21 in first pro game in historic Harvard Stadium.

October 14 – Oilers set AFL scoring record with 56-17 win over New York

EARLY DOMINANCE & AFL SUPREMACY

With a mix of cast-off players from other professional leagues (QB George Blanda, C Bob Schmidt, T Al Jamison), pro football rookies (RB Billy Cannon, G Bob Talamini) and local college players who never entered the NFL (WR Charles Hennigan, DT Orville Trask), the Oilers quickly became the dominant team in the newly formed American Football League. In each of the league’s first three years, the Oilers advanced to the AFL title game, winning the first two league championships (1960 and 1961). Amazingly, the Oilers reached each of those title games under three different coaches: Lou Rymkus (1960), Wally Lemm (1961) and Frank “Pop” Ivy (1962).

The fiery Rymkus led the inaugural Oilers to the Eastern Division title with a 10-4 mark. They met the Western Division winner Los Angeles Chargers at Jeppesen Stadium in Houston to crown the first AFL champion. The two teams split their two matchups during the regular season. The Oilers took a one-point lead into the fourth quarter and then Blanda hit Cannon for an 88-yard score early in the fourth quarter to end the scoring, 24-16. Blanda tallied 301 passing yards and three touchdowns in the game.

After the Oilers opened the 1961 season 1-3-1, head coach Lou Rymkus was replaced by Wally Lemm, who had been on the 1960 staff but left for private business prior to the 1961 season. The Oilers would win nine consecutive games under Lemm to end the regular season with a 10-3-1 mark and first place in the Eastern Division. The 1961 AFL Championship game was a defensive struggle as the Oilers defeated the San Diego Chargers 10-3 in San Diego.

After leading the Oilers to a second title, the St. Louis Cardinals hired Wally Lemm as their head coach for the 1962 season. The Oilers tabbed Frank “Pop” Ivy to lead the team in 1962. The team again won the Eastern Division with an 11-3 record and faced the Dallas Texans at Jeppesen Stadium for the 1962 AFL title. Dallas raced out to a 17-0 halftime lead, but the Oilers mounted a second half rally to knot the score at 17 with five minutes remaining in the game. The game would go to overtime and was eventually decided in double overtime (6th quarter) with a Dallas 25-yard field goal.

HISTORICAL HIGHLIGHTS

OILERS' AFL SUMMARY

In the 10-year history of the AFL from 1960-69, the Oilers amassed a 70-66-5 record, reached the AFL title game four times (1960, '61, '62, '67) and won two AFL titles (1960 and 1961). They had some of the greats of the game, including QB George Blanda, WR Charlie Hennigan, G Bob Talamini, CB Ken Houston and DE Elvin Bethea. Four decades removed from their playing days, these names still sit atop several categories throughout the franchise record book: Blanda threw a franchise-best 36 touchdowns in 1961, Hennigan caught a franchise-best 101 balls in 1964, Houston returned nine interceptions for touchdowns during his Oilers career, and Bethea (unofficially) totaled 105 sacks during his career. The Oilers also saw profound popularity growth as they averaged 20,000 fans in their inaugural 1960 season at Jeppesen Stadium all the way to moving into the Astrodome in 1968, and averaging 44,000 fans in their final AFL campaign.

as George Blanda throws six TD passes.

December 15 – Oilers win third consecutive Eastern Division title with 44-10 victory over New York. Charlie Tolar gets 107 yards on 18 carries to become the first Oiler back to gain over 1,000 yards in a season. Oilers compile best regular season record in club's history with 11-3 mark.

December 23 – Oilers lose AFL title to Dallas Texans 20-17 in historic six-quarter game.

1963

December 22 – Oilers lose 52-49 at Oakland in "Pop" Ivy's final game as head coach.

1964

March 1 – Oilers announce building of a new training site at Fannin and Braeswood in Houston.

June 2 – Frank "Pop" Ivy relieved of head coach-general manager duties. "Bud" Adams names Sammy Baugh as head coach and Carroll Martin as general manager.

July 15 – Oilers open training camp at new site—Fannin and Braeswood.

September 8 – Oilers trade Billy Cannon to Oakland for Bob Jackson, Sonny Bishop and Dobie Craig.

September 13 – Rookie Sid Blanks sets AFL record with 91-yard TD run against New York at Houston.

December 18 – Sammy Baugh resigns as Oiler head coach.

December 20 – Oilers play final game in Jeppesen Stadium, defeating Denver 34-15 to end season with 4-10 record. Charles Hennigan catches 101st pass of season to set new all-time pro record.

December 22 – Hugh "Bones" Taylor named Oiler head coach as Sammy Baugh stays on staff as assistant.

1965

June 5 – Oilers announce they will not play in Harris County Dome Stadium because of "unrealistic lease agreement"; sign five-year lease with Rice University for use of Rice Stadium.

1966

January 13 – K.S. "Bud" Adams, Jr., names Don Klosterman as Oilers' Executive Vice-President and General Manager.

January 29 – Wally Lemm is named Oiler Head Coach by Dan Klosterman.

June 8 – Oilers sign Ernie Ladd; Commissioner awards Willie Frazier and Pete Jaquess to San Diego in compensation.

June 9 – The AFL and NFL announce plans to merge into one league by 1970. Common draft and championship game are scheduled immediately.

September 3 – Oilers open regular season play with 45-7 home victory over the Denver Broncos. Denver was held to no first downs, an AFL record.

1967

March 14 – First common draft between AFL and NFL; Oilers take Michigan

State All-America George Webster as their No. 1 choice.

April 2 – Oilers announce they will hold 1967 training camp at Schreiner Institute in Kerrville, Texas. Only third time in history Oilers will have trained outside Houston.

December 17 – Oilers clinch Eastern Division title with 24-17 win over San Diego at Rice Stadium and become first team to go from cellar to division title in one season, a feat accomplished with 15 rookies on the squad.

December 20 – Four Oilers are named to All-AFL team. DE Pat Holmes, CB Miller Farr, G Bob Talamini and rookie LB George Webster named to AFL elite unit.

December 23 – Oiler LB George Webster is unanimous choice as AFL's Defensive Rookie of the Year.

December 31 – Oakland Raiders break open close game in second quarter and defeat Oilers 40-7 in AFL Championship Game. The only Oiler touchdown comes in fourth quarter on pass from Pete Beathard to Charles Frazier.

1968

February 10 – Oiler owner K.S. "Bud" Adams, Jr., announces that the Oilers will move to the Harris County Dome Stadium for the 1968 season. Contract with Rice will be settled.

September 9 – Oilers play their first game in the Astrodome, a 25-21 loss to Kansas City before 45,083 fans, and become the first professional football team to play their home games in a domed stadium.

1969

January 25 – Oiler LB George Webster is one of four AFL players named to Pro Football Writers Association's first combined All-Pro team.

April 15 – Jim Norton, last of the original Houston Oilers, announces his retirement after nine years and Oiler owner K.S. "Bud" Adams, Jr., retires his No. 43 jersey.

December 14 – Oilers need victory over Boston in Astrodome to assure playoff spot as runner-up team in Eastern Division despite 5-6-2 record. Oilers come from behind to take 27-23 triumph.

December 21 – Oilers lose bid for championship in 56-7 loss to Oakland in playoff game. Daryle Lamonica hurls six TD passes for Raiders.

1970

January 15 – Oiler LB George Webster named to Pro Football Hall of Fame's All-Time AFL defensive unit. The three-year Oiler veteran was youngest player named to the team.

June 30 – Oiler veterans join NFL Players Association strike. Owners bar veterans from training camps. Dispute revolved around pension plan.

July 14 – Oilers open training camp at Schreiner Institute in Kerrville, Texas with only rookies reporting.

August 3 – Veterans report to training camp after settlement of NFL-NFLPA pension dispute.

November 1 – Oiler Head Coach Wally Lemm, who led Oilers to AFL title in 1961 and to Eastern Division title in 1967, announces he will retire at the end of 1970 season.

1971

January 21 – Oiler owner K.S. "Bud" Adams, Jr., names Ed Hughes to be the sixth head coach in Oiler history.

January 26 – Oilers trade RB Hoyle Granger, T Terry Stoepel and DE Charles Blossom to New Orleans for DT Dave Rowe and WR Ken Burrough.

January 28 – The Oilers, who pick third behind Boston and New Orleans in the college draft, select QB Dan Pastorini of Santa Clara in the first round and grab QB Lynn Dickey of Kansas State in the third round.

May 5 – Oilers name John W. Breen as general manager, replacing Bob Brodhead. Breen was the first employee hired by Oiler owner K.S. "Bud" Adams, Jr., in 1959 when the American Football League was formed.

December 12 – S Ken Houston ties all-time pro record for touchdowns on interceptions with theft against Buffalo in Oilers' 20-14 victory. Houston tied record of seven set by Erich Barnes and Herb Adderley.

December 19 – Oilers close out season with third straight victory by blasting San Diego 49-33 for highest point production since 1963. S Ken Houston establishes all-time pro record with two touchdowns on interceptions. The five-year veteran intercepted successive John Hadl passes in the third quarter and returned them for touchdowns of 35 and 29 yards to run his

HISTORICAL HIGHLIGHTS

career total to nine. His four returns of interceptions for TDs in one year is also an NFL record.

December 24 – Oiler DE Elvin Bethea and S Ken Houston are named to AFC Pro Bowl squad. It is second straight selection for Houston.

December 30 – Oilers name former Florida State and Rice University coach Bill Peterson as their new head coach.

1972

March 21 – K.S. "Bud" Adams, Jr., spearheads a drive which lands the 1974 Super Bowl game for Houston. The game will be played in Rice Stadium on January 13, 1974.

October 1 – Oilers stun Joe Namath and New York Jets 26-20 in the Astrodome for only victory of 1972 season.

1973

March 2 – Veteran coach and front office executive Sid Gillman accepts position of Executive Vice-President and General Manager of Houston Oilers, replacing John Breen, who retired.

October 16 – Bill Peterson is fired as head coach of Oilers after 48-20 loss to Denver, making Peterson's regular season record in 1 1/2 years 1-18. Sid Gillman assumes dual role of General Manager/Head Coach for the rest of year.

November 5 – Oilers win only game of 1973 season, 31-27, over Baltimore Colts as QB Lynn Dickey completes 22-of-32 passes for 340 yards and three touchdowns.

December 19 – Oiler DE Elvin Bethea named to Pro Bowl team for third straight year.

1974

January 18 – Sid Gillman announces decision to remain as General Manager/Head Coach for at least one more season, ending speculation that a new head coach would be named.

February 8 – Former New Orleans and New York Jets coach Ed Biles joins Oilers as defensive assistant.

March 7 – O.A. "Bum" Phillips, a veteran Texas high school and college coach who was with Sid Gillman at San Diego, is hired by Oilers as defensive coordinator.

August 28 – Oiler T John Matuszak tries to jump his contract and sign with World Football League Houston Texans. Oilers obtain temporary restraining order and present it to Matuszak at Texans' game with New York Stars. Matuszak is put on inactive list until trial.

September 9 – State District Judge Arthur Leshner grants temporary injunction against John Matuszak playing for any other team than Oilers until further court hearings. Matuszak remains on inactive list.

October 22 – Oilers trade John Matuszak and No. 3 draft choice to Kansas City for Curley Culp and draft choice, ending court battle.

BUM PHILLIPS

If ever there was a coach made for a team and a team that embodied their coach, it was the marriage between O.A. "Bum" Phillips and the Houston Oilers. A native of Orange, Texas, Phillips spent the majority of his first 15 years in coaching in the Texas high school ranks before moving up the ladder as a defensive coordinator in the college and pro level. He would join the Oilers as a defensive coordinator in 1974 and was named head coach in 1975, where he would remain through the 1980 season. Known for strolling the sidelines in his cowboy hat and boots, he was the face of the Oilers for six seasons (59-38 record) and saw the birth of the "Luv Ya Blue" era. In 1978, he led the Oilers back to the playoffs for the first time in 11 years with their march to the AFC Championship. The Oilers would again reach the AFC Championship game in 1979 and wild card round in 1980. Phillips was let go by the Oilers following the 1980 season.

LUV YA BLUE!

With Oiler fever in full bloom following the march to the AFC Championship game in the 1978 season, the team looked to tap into the frenzy with a marketing campaign that captured that team spirit. The result was the "Luv Ya Blue!" phrase that would sweep the area and be forever remembered with the 1979 and 1980 seasons. The phrase was trademarked by the team and became as popular as regular Oilers merchandise. The campaign included a song which was written and sung by Mack Hayes, a local musician and was performed before each game at the Astrodome during those seasons.

1975

January 25 – O.A. "Bum" Phillips named Oiler head coach by Sid Gillman, who says he will remain in single role as general manager.

February 14 – Sid Gillman leaves Oilers as general manager by mutual consent with owner "Bud" Adams. Bum Phillips adds title of general manager to head coaching duties.

October 19 – Oilers come from behind to defeat Washington 13-10 in Astrodome for first win ever over NFC team.

November 16 – Oilers get 20-19 win over Miami as Billy Johnson ties all-time pro record for return TDs in one season (4).

December 21 – Oilers close out finest season since 1962 with 21-10 win over Cleveland, giving Bum Phillips a 10-4-0 record in his first year as a head coach. Oilers set a new home attendance record, averaging 48,000 in seven home games.

1976

February 10 – Wade Phillips, son of Head Coach Bum Phillips, named to Oiler coaching staff as LB coach. Phillips had been an assistant at University of Kansas.

April 1 – Oilers lose Fred Hoaglin, Mark Cotney and Jesse O'Neal in NFL expansion draft.

April 2 – Oilers trade QB Lynn Dickey to Green Bay for QB John Hadl, CB Ken Ellis, draft choices and cash.

1977

October 9 – Oilers march into first place in the AFC Central Division after whipping Pittsburgh 27-10 at the Astrodome, but lose Dan Pastorini to an ankle and back injury.

November 13 – Oakland holds off Oilers 34-29 as Houston DE Elvin Bethea suffers a broken arm after playing in 135 consecutive games, a team record.

1978

January 7 – Owner K.S. "Bud" Adams, Jr., announces the appointment of Ladd K. Herzeg as Senior Vice-President and Chief Administrative Officer of the Houston Oilers.

January 24 – Curley Culp, Ken Burrough, Billy Johnson and Robert Brazile play for AFC on Pro Bowl team.

April 24 – Oilers trade three draft picks and TE Jimmie Giles to Tampa Bay for rights to 1978 number one draft selection in order to choose Texas All-America and Heisman Trophy winner Earl Campbell.

October 23 – Houston ends Pittsburgh's seven-game win streak with Monday night victory over the Steelers, 21-17. It marks Houston's first win ever on Monday Night Football.

November 12 – Houston comes from 23-0 deficit to capture 26-23 win over New England Patriots.

November 20 – Earl Campbell rushes for four touchdowns against Miami Dolphins in Oilers' 35-30 victory. Campbell's two Monday night appearances net him 7 of his 13 season TDs.

November 26 – Earl Campbell gains 100 yards rushing vs. Cincinnati before home crowd to tie NFL record for most 100-yard games by a rookie – 7 (ties Franco Harris and Don Woods). Also breaks Oiler single season records for most yards rushing (Hoyle Granger, 1,194 yards in 1967) and most rushing attempts (Charlie Tolar, 224 yards in 1962).

December 10 – Houston captures 17-12 decision over New Orleans Saints

HISTORICAL HIGHLIGHTS

EARL CAMPBELL

Tabbed the "Tyler Rose", Earl Campbell was a Texas high school legend who would go on to the University of Texas and earn the 1977 Heisman Trophy. The Oilers pulled off a draft blockbuster to acquire Campbell, trading four picks and TE Jimmie Giles to acquire the first pick in the 1978 draft from the Tampa Bay Buccaneers. Campbell made an immediate impact as a rookie, gaining 1,450 yards and scoring 13 touchdowns in his initial campaign and earning NFL Rookie of the Year and NFL Offensive Player of the Year honors. In one of the most famous performances in Monday Night Football history, Campbell gained 199 yards and scored four touchdowns on 28 carries against the Miami Dolphins in November of 1978. From 1978 to 1984 Campbell led the Oilers to three playoff appearances, gained 8,547 yards and earned five Pro Bowl invitations. During the 1984 season, Campbell was traded to New Orleans to be reunited with Bum Phillips for a first round draft choice. He was inducted into the Pro Football Hall of Fame in 1991.

to clinch berth in AFC Wild Card game versus Miami.

December 24 – Houston wins first playoff game since 1961 by defeating Miami 17-9 in the Orange Bowl.

December 31 – Oilers continue playoff march with 31-14 win against New England before 61,297 chilled fans in Foxboro, Mass.

1979

January 7 – Houston playoff dreams end as Pittsburgh takes 34-5 victory in AFC Championship Game. Oilers welcomed by 50,000 loyal fans in the Astrodome as radio station KILT sponsors homecoming.

January 30 – Earl Campbell, Elvin Bethea, Robert Brazile and Curley Culp represent Houston in the Pro Bowl in Los Angeles.

August 3 – Oiler T Greg Sampson undergoes brain surgery which signals the end to a promising career.

December 10 – Before national television audience, Houston defeats division nemesis Pittsburgh 20-17, giving Oilers spot in 1979 playoffs.

December 17 – Several Oilers lock up individual titles: Earl Campbell is NFL rushing champion for the second consecutive year; Mike Reinfeldt captures the crown for most interceptions in NFL with 12; Toni Fritsch is the most accurate field goal kicker, connecting on 21-25 attempts; and Jesse Baker leads the AFC in QB sacks with 15 1/2.

December 23 – In first playoff game played in Houston since 1962, Oilers defeat Denver Broncos 13-7. Key offensive players Earl Campbell, Dan Pastorini and Ken Burrough are all injured in the contest.

December 29 – Oilers defeat San Diego 17-14 without injured Earl Campbell, Dan Pastorini and Ken Burrough. Backup QB Gifford Nielsen plays conservative offense as Rob Carpenter, who was injured earlier in the week and was on crutches the night before the game, gains 67 yards rushing in his best effort of the season. The big star of the game is S Vernon Perry, as he intercepts an NFL-record four passes in a playoff game.

1980

January 6 – In a rematch of the 1978 AFC Championship Game, the Steelers win 27-13 in a game that saw a controversial call keep Mike Renfro from scoring what would have been the tying score late in third quarter.

January 7 – In the wee hours of the morning, the Oilers return from Pittsburgh to an excited throng of 70,000 people at the Astrodome.

January 28 – Six Oilers represent Houston in the Pro Bowl: RB Earl Campbell, T Leon Gray, PK Toni Fritsch, LB Robert Brazile, S Mike Reinfeldt and DE Elvin Bethea.

September 15 – Before the largest stadium crowd to ever witness an Oilers' game (80,243), Houston defeats the Browns in Cleveland Stadium 16-7. The game was also televised before a national audience on Monday Night Football.

October 14 – Oilers acquire All-Pro TE Dave Casper from Oakland for undisclosed draft picks.

October 19 – Earl Campbell becomes only the second RB in the history of the Oiler franchise to rush for over 200 yards in a single game when he leads the Oilers to a 21-14 triumph over Tampa Bay with 206 yards. Club rushing record for single game is 216 yards by Billy Cannon (Dec. 10, 1961 vs. New York Titans).

October 26 – Earl Campbell ties NFL record for most consecutive 200-yard games rushing (two) with 202 yards vs. Cincinnati in the Astrodome. Campbell now shares record with O.J. Simpson (Buffalo, 1973, 1976). Oilers defeat Bengals 23-3.

December 4 – Houston's defense shuts out the Pittsburgh Steelers 6-0. Toni Fritsch provides all the points the Oilers need with two field goals. This marked the third evening prime-time win of the season for the Oilers as the game was played in the Astrodome before a sellout crowd and a national television audience. It marked the first shutout registered by the Oilers since a 47-0 win over the Chicago Bears. (November 6, 1977).

December 21 – Oilers clinch third playoff spot in as many years with 20-16 victory over the Minnesota Vikings in the Astrodome. Earl Campbell sets NFL record by rushing for over 200 yards in single game four times in one season. He finishes season with 1,934 yards, second highest total in NFL history behind O.J. Simpson's 2,003 yards in 1973. The Oilers must wait until the final game of the season to see who their playoff opponent will be, as their 11-5 record equals that of division foe Cleveland, but Oilers become Wild Card participant due to tie-breaker procedures.

December 28 – Oilers season comes to an end with disappointing AFC Wild Card loss at the hands of the eventual Super Bowl champion Oakland Raiders. The loss marks the third consecutive year that the Oilers have been eliminated from the playoff picture by the eventual Super Bowl champions (Pittsburgh Steelers in both 1978 and 1979).

December 31 – K.S. "Bud" Adams Jr., relieves Bum Phillips of his duties as Head Coach and General Manager. Ladd K. Herzog is promoted from post of Senior Vice-President/Chief Administrative Officer to the position of Executive Vice-President and General Manager of the Oilers.

1981

January 3 – announce the selection of Ed Biles as their new head coach. Biles had been Oilers' defensive coordinator since 1975.

February 8 – Dick Nolan, former Head Coach for the New Orleans Saints and the San Francisco 49ers, is named defensive coordinator.

February 15 – Mike Holovak is named as Assistant General Manager by the Oilers.

September 6 – Oilers defeat Rams at season opener at Los Angeles 27-20 as rookie Willie Tullis returns kickoff 95 yards for score in final minute of game. Win gives Ed Biles his first as head coach of NFL club.

1982

January 19 – Former All-Pro S Ken Houston returns to Oilers as defensive assistant assigned to work with the DBs. Houston had been All-Pro performer before being traded to Washington where he retired following 1980 season.

January 31 – Oilers open 2.5 million dollar training facility less than two miles from Astrodome. Owner-President K.S. "Bud" Adams, Jr., provides funds for what is considered one of top facilities in the NFL.

February 3 – Oilers announce new three-year contract with Mutual Broadcasting System for radio rights to Houston's games. KTRH-AM in Houston will serve as flagship station.

March 18 – Oilers announce that head coach Ed Biles has been given a contract extension.

April 28 – Oilers select Penn State G Mike Munchak in first round of NFL draft. It is the first number one choice in the draft that Oilers have had since Earl Campbell was selected in first round in 1978.

May 3 – Computer added to Oilers offices to assist club with player personnel, college scouting, ticket and business operations as well as many other functions within the organization.

September 17 – Oilers acquire QB Archie Manning from New Orleans Saints in one-for-one swap for T Leon Gray.

September 20 – NFL Players Association strike announced.

November 16 – Settlement of 57-day player strike announced by NFL Management Council and NFL Players Association.

1983

January 2 – Oilers fall to Cincinnati Bengals 35-27 to conclude 1982

HISTORICAL HIGHLIGHTS

regular season play in a game that was re-scheduled from November 14 (canceled due to players' strike).

January 25 – Chuck Studley joins Oilers as defensive coordinator after successful stints with San Francisco 49ers (Super Bowl champs following '81 season) and Cincinnati Bengals.

February 1 – Oilers perennial All-Pro DE Elvin Bethea decides not to retire following 1982 season and will return for his 16th year in the NFL, all with the Oilers.

February 2 – Oilers announce promotion of Mike Holovak from Assistant General Manager to VP/Player Personnel.

April 23 – The Oilers announce trade of their second pick in first round to Los Angeles Rams for the third pick overall in draft. Oilers receive Rams' fourth-round choice in 1983 and fourth-round choice in 1984 for moving down one notch in first round.

April 24 – The Oilers announce their second trade in as many days involving Oilers' first-round draft pick. Oilers trade third choice overall in first round to Seattle for ninth choice overall in first round plus Seahawks' second- and third-round picks in 1983 (combining trades of April 24-25, Oilers moved from second position in first round to ninth and acquired Seahawks' second- and third-round choice in 1983 and Rams' fourth round choice in 1983 and 1984, a total of four additional picks).

April 26 – Oilers select T Bruce Matthews from USC in round one of NFL draft with the ninth choice in the round. Also, for first time since 1969, the Oilers had each of their choices through the first nine rounds.

August 4 – In preseason opener, ceremonies honoring Elvin Bethea's 16 years with the club occur at halftime. Bethea's jersey, No. 65, will be retired at the conclusion of the season.

October 10 – Head Coach Ed Biles resigns after two and one-half years as head coach.

October 11 – The Oilers appoint Defensive Coordinator Chuck Studley as interim head coach.

October 20 – Oilers trade QB Archie Manning and TE Dave Casper to Minnesota for second- and fourth-round picks in 1984 draft.

December 18 – Oilers close season with 20-10 loss at Baltimore in what would be the Colts' final game played in Baltimore before moving to Indianapolis.

1984

January 3 – The Oilers name Hugh Campbell as new head coach.

January 30 – Announcement is made that Kay Dalton will remain as offensive coordinator and also that Jerry Glanville will become new defensive coordinator.

February 3 – The Oilers announce that they win the "recruiting war" for free agent QB Warren Moon.

February 10 – Entire organization loses tremendous friend with the passing of radio talk-show host John Breen. Breen was first employee hired by the Oilers in 1959 and served in numerous front office capacities, including General Manager and Director of Player Personnel.

May 1 – Oilers draft Dean Steinkuhler among a total of 14 players during the one-day marathon. Of the 14 players selected, 10 were defensive players.

September 6 – Oilers and City of Houston celebrate 25th season of professional football at "Silver Salute," which is held on the floor of the Astrodome. The black-tie gala consists of dinner, dancing and an auction with all proceeds benefiting the Ronald McDonald House. This date is also proclaimed "Houston Oilers Day" by Mayor Kathryn J. Whitmire.

October 9 – Oilers trade RB Earl Campbell to New Orleans Saints for first round choice in 1985 draft. The Oilers also obtain C Jim Romano from Raiders for Houston's third- and sixth-round picks in 1985.

October 26 – Oilers announce that KODA-FM will be new flagship station for Oilers' radio broadcasts beginning in 1985. The Oilers and KODA-FM sign a multi-year contract.

November 11 – Oilers defeat Chiefs 17-16 in Kansas City after losing opening 10 games of the season, as Hugh Campbell gets first win as NFL head coach.

December 2 – Houston defeats Steelers in overtime thriller 23-20 for third win in four weeks before home crowd. Joe Cooper kicks winning field goal with 5:53 elapsed in extra period. It is the first overtime loss in Steeler history.

December 12 – G Mike Munchak is selected to play in the AFC-NFC Pro Bowl game in Honolulu.

December 17 – Warren Moon completes his first NFL season with 3,338 yards passing, breaking the team record set by George Blanda in 1961 (3,330). Tim Smith's 1,141 yards receiving enabled him to become third player in Oilers' history to post consecutive 1,000-yard receiving seasons after gaining 1,176 in 1983. Bill Groman (1960-61) and Charlie Hennigan (1963-64) were the others.

1985

July 1 – The Oilers sign 1983 Heisman Trophy winner Mike Rozier. Rozier was selected by the Oilers in the first round of the 1984 Supplemental Draft of USFL players.

July 2 – WR Drew Hill is acquired by the Oilers in a trade with the Los Angeles Rams.

August 3 – The Oilers battle the New York Giants in the annual NFL Hall of Fame Game in Canton, Ohio, with the Giants winning 21-20. The game also makes radio history as the first stereo broadcast of an NFL game on KODA-FM.

December 9 – Hugh Campbell is relieved of his duties as head coach. The club names Defensive Coordinator Jerry Glanville as interim head coach for the season's remaining two games.

1986

January 2 – The Oilers release seven assistant coaches from their employment contracts: John Devlin, Joe Faragalli, Gene Gaines, Ken Houston, Bruce Lemmerman, Bob Padilla and Al Roberts.

January 20 – Jerry Glanville signs a five-year contract as Head Coach of the Oilers.

February 2 – G Mike Munchak starts for the AFC in the annual Pro Bowl in Honolulu, Hawaii.

April 29 – The Oilers select Purdue QB Jim Everett with their first selection in the 1986 NFL Draft. The team follows by selecting Louisville WR Ernest Givins in the second round and RB Allen Pinkett of Notre Dame in the third round.

September 18 – The Oilers trade QB Jim Everett, the third player selected in the 1986 draft, to the Los Angeles Rams in exchange for G Kent Hill, DE William Fuller, the Rams' number one draft choices in 1987 and '88 and L.A.'s fifth rounder in 1987.

December 21 – Houston concludes the 1986 season on a positive note, defeating the Buffalo Bills 16-7. WR Drew Hill catches five passes for 114 yards giving him 1,112 yards for the season as he joins rookie Ernest Givins (1,062 yards) to form the 19th tandem in NFL history to each surpass the 1,000-yard receiving mark. In addition, QB Warren Moon throws for 208 yards to finish the year with 3,489 yards and break his own single-season club record. PK Tony Zendejas connects on all three of his field goal attempts and his 22 three-pointers establishes a new Oiler high.

1987

July 1 – The Oilers announce plans to retire the No. 34 jersey of former RB Earl Campbell, the leading rusher in club history. The ceremony is scheduled for August 13.

October 4 – The Oilers win their first "replacement" game in Denver 40-10 as QB Brent Pease throws for 260 yards and a TD and LB Eugene Seale returns an interception 73 yards for a touchdown.

October 25 – With the players' strike over, the Oiler "regulars" return to action with a 37-33 win over the Falcons as RB Mike Rozier rushes for 144 yards while rookie WR Curtis Duncan catches two TD passes including the game-winner.

October 28 – First-round draftee FB Alonzo Highsmith ends his holdout by agreeing to a multi-year contract.

November 3 – The Oilers acquire veteran T Bruce Davis from the Raiders for what later becomes a 1988 second-round draft choice.

November 4 – T/G Bruce Matthews ends his holdout by agreeing to terms with the Oilers.

December 15 – Along with several prominent Houston business leaders, K.S. "Bud" Adams, Jr., holds a press conference to announce that the goal of marketing 75% of the new Columbia Suites by December 15 has been met.

December 23 – The Oilers place three players on the AFC Pro Bowl roster, their largest contingent since 1981. Chosen to play in the Honolulu all-star game are S Keith Bostic, G Mike Munchak and RB Mike Rozier.

December 27 – The Oilers clinch their first playoff berth since 1980 as they

HISTORICAL HIGHLIGHTS

defeat the Bengals 21-17 before an SRO crowd at the Astrodome. Rookie FB Alonzo Highsmith scores two TDs and QB Warren Moon throws his 21st scoring pass of the season. That marks the most TD passes by an Oiler since George Blanda tossed 24 in 1963.

1988

January 3 – In an AFC Wild Card Playoff, the Oilers defeat the Seahawks 23-20 in overtime on Tony Zendejas' 42-yard field goal.

January 10 – The Oilers' season ends as the Broncos defeat them 34-10 in an AFC Divisional Playoff before 75,968 fans in Mile High Stadium.

April 21 – The Oilers acquire DE Sean Jones from Raiders along with L.A.'s second-round draft choice. Houston gives up one of its first-round draft picks, a fourth-round selection and changes places with Raiders in the third round.

May 6 – The Oilers announce that they will hold training camp at Southwest Texas State University in San Marcos. SWTSU thus becomes the Oilers' eighth training camp site since the team's inception in 1960.

May 17 – Oilers re-assign Mike Holovak as Assistant to the General Manager.

November 7 – The Oilers appear on Monday Night Football for the first time since 1982 and defeat the Cleveland Browns 24-17.

December 14 – The rosters for the AFC-NFC Pro Bowl are released and feature eight Oilers: DE Ray Childress, WR Drew Hill, G Bruce Matthews, QB Warren Moon, G Mike Munchak and RB Mike Rozier.

December 24 – The Oilers beat the Cleveland Browns 24-23 in an AFC Wild Card Playoff Game as RB Allen Pinkett scores two touchdowns.

1989

January 1 – In an AFC Divisional Playoff Game, the Oilers drop a 17-10 decision to the Bills before 79,532 fans at Rich Stadium in Buffalo.

February 1 – Executive Vice-President/General Manager Ladd K. Herzeg announces his resignation.

February 2 – The Oilers announce the promotion of Mike Holovak to General Manager, replacing Ladd Herzeg. Also, under NFL's new "Plan B" free agency, 21 Oilers are left unprotected while 37 are protected.

February 22 – The Oilers name Kevin Gilbride to the post of Quarterbacks Coach. He joins the club after serving as Offensive Coordinator at East Carolina.

April 1 – The Oilers end up losing 15 players and signing seven under the NFL's first "Plan B" free agency system.

April 7 – The Oilers sign QB Warren Moon to a new long-term contract.

September 24 – Despite a sellout crowd in the first game in the newly-expanded Astrodome, the Oilers lose to the Buffalo Bills, 47-41 in OT.

October 1 – The Oilers defeat the Miami Dolphins 39-7 as QB Warren Moon completes a career-best 82.6% of his passes (19/23). In addition, Houston's defense holds Dolphin QB Dan Marino to his worst game as a starter (11/29, 103 yds.).

October 22 – The Oilers record the ninth shutout in club history and their first in nine years (spanning 132 games) with a 27-0 whitewash of the Pittsburgh Steelers. Pittsburgh manages just 132 total yards, the fewest yards allowed by Houston in 12 seasons.

December 3 – The Oilers win at Pittsburgh 23-16 despite a blizzard and windchill temperatures of -20 degrees. RB Lorenzo White's one-yard run with 21 seconds remaining wins it as the Oilers claim sole possession of first place after the season's 13th game, the latest the team has been in first place in a season since 1967.

December 10 – The Oilers honor their 30th Anniversary "Dream Team" while defeating the T.B. Buccaneers 20-17.

December 20 – G Bruce Matthews, QB Warren Moon and G Mike Munchak are named starters for the February 4 Pro Bowl.

December 23 – In a regular season finale battle for the AFC Central Division title, the Oilers lose to the Cleveland Browns 24-20 on RB Kevin Mack's TD with 39 seconds left. The Oilers fall short after battling back from a 17-0 deficit as QB Warren Moon establishes personal bests for attempts (51), completions (32) and yards (414, most since George Blanda's 418 in 1961). Oilers set all-time single season attendance record with 451,027 fans, eclipsing 411,652 in 1978.

December 31 – In an AFC Wild Card playoff game, the Oilers lose a 26-23 OT decision to the Pittsburgh Steelers as PK Gary Anderson kicks a 50-yard field goal. Houston WR Ernest Givins catches 11 passes for 136 yards and two TDs.

MOON ERA

In February of 1984, the Oilers won a recruiting battle for a five-time Canadian Football League champion quarterback named Warren Moon and by doing so, changed the future of the franchise. Houston had a leg up on the competition with the hiring of Hugh Campbell, who coached Moon for five seasons in Canada, just a month earlier. Moon would play 10 seasons for the Oilers and lead them to the playoffs in each of his final seven seasons (1987-93) with the team and earn six Pro Bowl invitations. Moon established many of the franchise's passing records, including career passing yards (33,685), career touchdowns (196), single season passing yards (4,690 in 1991), passing yards in a game (527 at KC in 1990) and career 300-yard passing games (38). His quick release, decision-making and mobility made him a perfect fit for the Oilers high-octane passing offense. Moon's reign at quarterback for the Oilers came to end with the advent of the salary cap prior to the 1994 season. Most of the Oilers' high-priced talent was released or traded away to comply with the new NFL structure, including Moon, who was traded to Minnesota in April 1994. In 2006, Moon became the first African-American quarterback to be inducted into the Pro Football Hall of Fame.

1990

January 6 – Jerry Glanville leaves his position as Oilers' head coach by "mutual agreement."

January 9 – Jack Pardee signs a five-year contract to become the 14th head coach in Houston Oiler history. Pardee joins the Oilers after enjoying a successful three seasons as the head coach at the University of Houston.

January 30 – The Oilers extend the contract of Executive Vice President/General Manager Mike Holovak. In addition, the team names former LBs Coach Floyd Reese to the newly-created position of Assistant General Manager and promotes Quarterbacks Coach Kevin Gilbride to Offensive Coordinator. Also, the team announces the signing of a multi-year contract that allows KTRH-AM/KLOL-FM to broadcast all Oiler football games beginning in 1990.

September 23 – The Oilers win their 1990 home opener 24-10 over the Indianapolis Colts as QB Warren Moon becomes the all-time leading passer in club history. Moon throws for 308 yards (plus three TDs) to surpass George Blanda's team record of 19,149 yards. The record fell on a third quarter seven-yard pass to WR Haywood Jeffires. WR Drew Hill catches ten passes for 123 yards to help key the victory.

October 14 – QB Warren Moon passes for 369 yards and a career-best five TDs as the Oilers hammer the Cincinnati Bengals 48-17. Moon thus becomes the first player in pro football history to throw for over 20,000 yards in two different leagues (21,228 in Canadian Football League).

December 9 – The Oilers shatter several team records while drubbing Cleveland 58-14. Included among the records set are most points in a game, in a quarter (31) and in a half (45). RB Lorenzo White ties a club mark with four rushing touchdowns, the first time that has been accomplished in the NFL in two years.

December 16 – The Oilers win a key road game, beating Kansas City 27-10 at Arrowhead Stadium. QB Warren Moon again supplies the big news, completing 27-of-45 passes for 527 yards. That represents the second-best single-game passing performance in NFL history. The record belongs to the Rams' Norm Van Brocklin, who threw for 554 yards against the New York Yanks on September 28, 1951. Moon had an opportunity to break the record but declined to do so based on the Oilers' comfortable lead. Almost overshadowed by Moon's effort was WR Haywood Jeffires catching nine balls for 245 yards (including an 87-yard TD), which marked the second best receiving day in Oiler history. Charles Hennigan had 272 receiving yards versus the Patriots on October 13, 1961.

December 19 – Six Oilers are named to the AFC squad for the Feb. 3 Pro Bowl. The six include starters G Bruce Matthews, QB Warren Moon and G Mike Munchak, plus reserves DT Ray Childress, WR Ernest Givins and WR Drew Hill.

HISTORICAL HIGHLIGHTS

RUN 'N SHOOT

Born in the 1970's under the offensive master "Mouse" Davis, the "Run 'N Shoot" offense and its concepts started to enter the NFL in the late 1980's. The Houston Oilers were one of the first teams to run the pass oriented offense that featured one running back and four wide receivers. The Oilers hired June Jones, a Mouse Davis disciple, in 1987 as quarterback coach and he integrated some of the "Run 'N Shoot" concepts into offense. Jones left following the 1988 season to join Wayne Fontes in Detroit. Kevin Gilbride, who also had worked with Davis, took over in 1989 and continued to mold the offense. With Jack Pardee's arrival as head coach in 1990, the Oilers offense became a full-time "Run 'N Shoot" offense, where in previous years it was only used in passing situations. During a three-year stretch (1990-92), the Oilers ranked first in the NFL in passing yards (avg. 4,485 passing yards per season) and second in total yards (avg. 5,954 yards per season). They set a then-franchise record for points scored in 1990 with 405. Warren Moon drove the offense and under his leadership the offense took flight and his receiving corps of Drew Hill, Haywood Jeffires, Ernest Givens and Curtis Duncan totaled unbelievable numbers as they tortured NFL defenses. Head coach Jack Pardee was relieved of his duties 10 games into the 1994 season and with that came the death of the "Run 'N Shoot" offense. New head coach Jeff Fisher moved the offense back to a conventional approach in 1995.

December 30 – Led by backup QB Cody Carlson, who played for the injured Warren Moon (dislocated thumb), the Oilers earn a Wild Card playoff berth by defeating the Pittsburgh Steelers 34-14 in the Astrodome. Carlson completes 22 of 29 passes for 247 yards and three TDs. With the victory, the Oilers end up in a three-way tie for first place with Cincinnati and Pittsburgh in the AFC Central.

1991

January 6 – The Oilers' 1990 season comes to a close as they are eliminated from the playoffs by the Cincinnati Bengals. Houston loses at Riverfront Stadium 41-14 in an AFC Wild Card game.

January 26 – It is announced that Earl Campbell has been voted into the Pro Football Hall of Fame. The announcement is made in Tampa, Florida. Campbell is to be enshrined on July 27.

May 17 – The Oilers and the City of San Antonio formally sign six-year contract which will allow the Oilers to hold training camp there. Trinity University is chosen as the host school.

September 16 – In a pre-game ceremony, Earl Campbell receives his Hall of Fame ring from Hall Executive Director Pete Elliott. In the game that follows, the Oilers defeat Kansas City 17-7 to signal the first 3-0 start in franchise history.

October 13 – In a 23-20 victory over the Jets at Giants Stadium, WR Haywood Jeffires ties Charlie Hennigan's 30-year-old team record for receptions in a game with 13 (186 yards). QB Warren Moon completes 35-of-50 passes for 423 yards, which is the fifth-best total in team annals. Also, WR Drew Hill surpasses Hennigan's 410 catches to become the all-time leading receiver in Oiler history.

November 3 – Despite a 16-13 OT loss at Washington, WR Drew Hill moves past WR Ken Burrough's 6,907 receiving yards to become the Oilers' all-time leader in that category.

November 10 – QB Warren Moon establishes career highs for completions (41) and attempts (56) as he throws for 432 yards, which is fourth best in team history, in Oilers' 26-23 OT victory over Dallas. Moon also passes Fran Tarkenton's 47,003 yards and moves into second place behind Ron Lancaster on all-time professional passing yards chart.

December 8 – The Oilers defeat the Steelers 31-6 in the Astrodome as Houston captures its first-ever undisputed AFC Central Division championship. QB Warren Moon throws for 254 yards and becomes just the third QB in NFL history (Miami's Dan Marino, San Diego's Dan Fouts) to have back-to-back 4,000-yard seasons.

December 15 – QB Warren Moon surpasses Dan Marino's NFL record

(378 in 1986) for completions in a season as the Oilers beat the Browns 17-14.

December 18 – Eight Oilers (tied NFL-best), including a league-high six starters are named to the AFC team for the February 2 Pro Bowl. The six starters include CB Cris Dishman, DE William Fuller, WR Haywood Jeffires, C Bruce Matthews, G Mike Munchak and LB Al Smith. DT Ray Childress and QB Warren Moon are also named to the squad although Childress was eventually unable to play because of a back/rib injury.

December 21 – WR Haywood Jeffires becomes just the fifth player in NFL history to record 100 receptions in a single season despite the Oilers' 24-20 road loss to the Giants. Coupled with Drew Hill's 90 catches, that pair's 190 represents the most receptions by two teammates in one season in league annals. In addition, QB Warren Moon eclipses Dan Marino's NFL record (623 in 1986) for attempts in a season. DE William Fuller registers his 15th sack of the season and thus becomes the first Oiler ever to lead the conference in that category.

December 29 – The Oilers defeat the New York Jets 17-10 in an AFC Wild Card playoff game before 61,485 fans in the Astrodome. S Bubba McDowell intercepts two key passes inside the Oiler five-yard line to preserve the win.

1992

January 4 – After leading for most of the game, the Oilers end up losing a 26-24 decision to the Denver Broncos in an AFC Divisional Playoff game in front of 75,301 fans at Mile High Stadium. PK David Treadwell's 28-yard field goal with 16 seconds left in the game proves to be the deciding points. The loss mars a great performance by Oiler QB Warren Moon, who completes 75% of his passes (27 of 36) for 325 yards and three touchdowns.

March 6 – The Oilers name Steve Underwood as General Counsel. Underwood joins the Oilers from the Houston firm of Caldwell and Hurst where he has handled most of the team's legal work since 1977.

August 1 – The Oilers defeat the Dallas Cowboys 34-23 in the American Bowl in Tokyo, Japan, which marks Houston's first game outside of the United States.

August 31 – The Oilers and QB Warren Moon reach agreement on a new multi-year contract that includes a settlement of a controversial escalator clause.

September 29 – The Oilers sign free agent WR Webster Slaughter to a two-year contract. Slaughter had been one of four players who were declared free agents by a Minneapolis judge on September 24.

October 11 – In a 38-24 win at Cincinnati, QB Warren Moon ties a personal best with five TD passes to eclipse George Blanda's team record for career touchdown passes (165, Moon now has 169). Also, WR Haywood Jeffires catches three TD passes to tie the franchise record, and RB Lorenzo White rushes for a career-best 149 yards.

October 18 – QB Warren Moon becomes the leading passer in professional football history by surpassing Ron Lancaster's 50,535 yards (in 19 years). After the Oilers' heartbreaking 27-21 loss at Denver, Moon now has 50,589 yards. Moon's total, accumulated in less than 15 seasons, includes 21,228 yards in the CFL and 29,361 yards in the NFL.

November 15 – In Houston's 17-13 win at Minnesota, QB Warren Moon suffers a fractured upper left arm on a fourth quarter hit by Viking S Vencie Glenn and misses the next five games. Despite the injury, Moon becomes just the 14th NFL QB to surpass 30,000 passing yards as he accomplishes that faster (125 games) than any player in league history except for Miami's Dan Marino (114 games).

November 26 – Subbing for the injured Warren Moon, QB Cody Carlson throws for a career-high 338 yards as the Oilers defeat the Lions 24-21 on Thanksgiving Day in Detroit.

December 11 – After being diagnosed with kidney cancer, Offensive Coordinator Kevin Gilbride undergoes surgery for the removal of his cancerous kidney. He misses two games as Receivers Coach Chris Palmer and injured QB Warren Moon help to handle Gilbride's game day responsibilities.

December 23 – An NFL-best nine Oilers earn Pro Bowl honors with four players designated as starters for the February 7 game. The starters include WR Haywood Jeffires, C Bruce Matthews, G Mike Munchak and LB Al Smith. The Houston reserves feature DT Ray Childress, WR Curtis Duncan, WR Ernest Givins, QB Warren Moon and RB Lorenzo White. The inclusion of Jeffires, Givins and Duncan represents the first time ever that three receivers from the same team have been designated as Pro Bowlers.

HISTORICAL HIGHLIGHTS

December 20 – Shortly after their exciting, come-from-behind 17-14 win at Cleveland, the Oilers learn that they have clinched a playoff berth for the sixth straight season. That represents the longest current post-season streak in the NFL.

December 27 – As Houston routs Buffalo 27-3 in the regular season finale, WR Haywood Jeffires catches six passes to finish with 90 receptions. He thus leads the AFC in that category for the third straight season, becoming only the second player since the 1970 AFL-NFL merger to accomplish that feat.

1993

January 3 – The Oilers lose a 41-38 OT decision at Buffalo in an AFC Wild Card playoff game. QB Warren Moon completes 36 of 50 passes for 371 yards and four first-half touchdowns.

January 29 – The Oilers name Buddy Ryan as the team's defensive coordinator.

July 2 – NFL Commissioner Paul Tagliabue rules in a dispute between the Oilers and Washington. Tagliabue completes a trade which sends Washington LB Wilber Marshall to Houston in exchange for the Oilers' third-round draft choice in 1994 and their fifth-round selection in 1995.

November 21 – RB Gary Brown explodes for 194 rushing yards to lead Houston to its fifth consecutive win, a 27-20 victory at Cleveland. Brown's rushing total is the highest by any AFC back in three years and the most by an Oiler in 13 years. His back-to-back running sum of 360 yards is also the team's best in 13 seasons. Brown becomes the first NFL back in ten years to gain over 100 yards in his first two career starts.

November 28 – In the Oilers' 23-3 Astrodome victory over the Steelers, WR Ernest Givins passes Drew Hill's 480 catches to become Houston's all-time leading receiver.

December 5 – As Houston captures its seventh straight win with a 33-17 home decision over Atlanta, the Oilers' defense forces seven turnovers (including a team record-tying six interceptions) for its highest such total in 16 years.

December 14 – Oilers DT Jeff Alm commits suicide following the death of his best friend in a traffic accident. The Oilers hold a memorial service for their teammate the following day.

December 19 – The Oilers clinch their second outright AFC Central Division championship with a 26-17 win over the Steelers at Three Rivers Stadium. Houston thus cements a playoff berth for the seventh consecutive season, the longest current streak in the NFL. The Oilers also become just the second team since the 1970 AFL-NFL merger to go undefeated within the AFC's Central Division (also 1975 Steelers). Against Pittsburgh, PK Al Del Greco surpasses the team record of 115 points in a single season.

December 28 – G Mike Munchak establishes an Oiler record by being named to the Pro Bowl for the ninth time (Elvin Bethea had eight appearances).

1994

January 2 – The Oilers close the regular season with their club record 11th consecutive win, a 24-0 shutout of the Jets in the Astrodome. The winning streak is the longest in the NFL in nine years as the Oilers become just the fifth team in league history to close a season with 11 straight victories. The Oilers also set a franchise record with 12 wins for the season and go undefeated in both November and December for just the third time ever. Amazingly, RB Gary Brown finished with 1,002 yards in just eight starts.

January 27 – The Oilers promote Assistant General Manager Floyd Reese to the position of Executive Vice-President/General Manager. Reese succeeds Mike Holovak, who assumes the title of Vice-President/Player Personnel and Scouting.

February 9 – Houston names Jeff Fisher as its new Defensive Coordinator, replacing Buddy Ryan, who left the Oilers to become General Manager/Head Coach of the Arizona Cardinals.

April 13 – The Minnesota Vikings announce that they have reached an agreement to acquire QB Warren Moon from the Oilers in exchange for draft choices.

August 15 – The Oilers defeat the Dallas Cowboys 6-0 before 112,376 fans at Azteca Stadium in Mexico City. The in-house attendance is the largest ever for an NFL game.

September 4 – WR Ernest Givins becomes Oilers' all-time receiving yardage leader, surpassing Drew Hill's mark of 7,477. Givins would end the season with 7,935 yards on 542 career receptions.

November 6 – G Mike Munchak, who announced his retirement on July 21, 1994 to join the Oilers under the title of Assistant to Football Operations, is honored by Oiler Owner/President K.S. "Bud" Adams, Jr., by having his No. 63 jersey retired at halftime ceremonies of Oilers-Steelers game.

November 14 – After a 1-9 start, Head Coach Jack Pardee and Assistant Head Coach/Offense Kevin Gilbride are relieved of their duties. Jeff Fisher is elevated to title of Head Coach/Defensive Coordinator.

December 24 – Houston closes out season with 24-10 victory over the N.Y. Jets for Fisher's first win as a head coach.

1995

January 5 – Oilers announce that Jeff Fisher will remain as head coach, officially becoming the 15th head coach in franchise history.

January 17 – As his first hire, Fisher brings in Jerry Rhome under the title of Offensive Coordinator.

March 3 – The Oilers jump into the free-agent pool and sign the NFL's all-time leading kickoff returner, Mel Gray. Gray joins the Oilers after successful stints with the Detroit Lions and New Orleans Saints.

March 7 – The team announces five-year contract with KHTV/Channel 39 to broadcast Oilers' preseason games. The pact reunites the team and KHTV, which carried Oilers preseason action in '89.

March 23 – Houston lures in one of the most coveted unrestricted free agents by signing C Mark Stepnoski from the Dallas Cowboys.

March 28 – The Oilers sign veteran QB Chris Chandler from the Rams.

April 22 – With the third overall choice in the draft, Houston selects Alcorn State QB Steve McNair.

July 25 – QB Steve McNair signs contract at press conference held at Oilers' training camp.

August 11 – Tennessee newspaper reports that Nashville Mayor Phil Bredesen is meeting with Oiler officials. Nashville is willing to build new stadium if it will attract a professional team. K.S. "Bud" Adams, Jr. and Bredesen execute an agreement that gives the City of Nashville a 70-day exclusive negotiating period with the Houston Oilers to build a stadium and relocate the team.

August 19 – Oilers-Chargers preseason game is canceled by NFL after field is deemed unplayable for safety reasons.

September 3 – The Oilers travel to Jacksonville and defeat the Jaguars 10-3 in the expansion team's inaugural game.

September 24 – QB Chris Chandler connects on 23 of 26 passes for 352 yards and four touchdowns, leading Oilers to a 38-28 win over the Bengals at Riverfront Stadium. Chandler's 88.46 completion percentage misses the NFL record by one completion. Chandler, who hooked up with rookie WR Chris Sanders on touchdown passes of 58 and 46 yards, is named AFC Offensive Player of the Week.

November 2 – Oilers' long-time equipment assistant Bill "Mojo" Lackey passes away after a massive stroke.

November 5 – Oilers win 37-10 over Browns and dedicate game to "Mojo" and his family. The win marks the Oilers' largest margin of victory at Cleveland since a 40-10 decision on Oct. 12, 1975.

November 12 – K.S. "Bud" Adams, Jr. and the Oilers announce the establishment of the Bill "Mojo" Lackey Memorial Award, which would be given to the player, coach or front office staff member that best exemplifies the qualities of the former equipment assistant. A \$10,000 check is given to the winner to be awarded to charity in his or her name.

November 16 – K.S. "Bud" Adams, Jr. and Nashville Mayor Phil Bredesen sign a relocation agreement to move the Oilers to Tennessee.

December 14 – G Bruce Matthews, S Blaine Bishop, CB Darryll Lewis and C Mark Stepnoski are selected to the Pro Bowl. Matthews sets the Oiler mark for consecutive selections with his eighth consecutive Pro Bowl honor.

December 17 – Paul "Hoss" Noska, equipment assistant, is honored with the first Bill "Mojo" Lackey Memorial Award.

1996

March 26 – Oilers sign veteran WR Willie Davis from the Kansas City Chiefs.

April 20 – After trading down in the first round (from 9th to 17th) to acquire extra picks from Oakland, General Manager Floyd Reese and Head Coach Jeff Fisher execute a trade with the Seattle Seahawks to move back up

HISTORICAL HIGHLIGHTS

McNAIR AND GEORGE

First round draft picks in consecutive years, QB Steve McNair (drafted in 1995) and RB Eddie George (drafted in 1996) became the centerpieces of a team that advanced to the playoffs in four of five years (1999, 2000, 2002, 2003). From 1997, McNair's first season as a starter, until Eddie George's final season as a Titan in 2003, the two combined to pull the franchise to new heights, including the team's first Super Bowl appearance (XXXIV).

The duo started in the same backfield 107 times during their seven seasons together and posted a 67-40 record (.626 winning percentage) in those games, and 5-4 in postseason. The 2003 season would be memorable for both as McNair was named Co-MVP of the NFL, becoming only the franchise's second player to garner the honor (Campbell in 1979) and George became the franchise's all-time leading rusher, passing Earl Campbell and becoming only the 17th running back to reach 10,000 career rushing yards.

Each player personified toughness with legendary stories told of McNair returning from injuries to lead his team to victory and George never missing a start in his eight year franchise career - 128 games - which represented the most consecutive starts in NFL history for a running back to start a career.

On June 12, 2019, Titans controlling owner Amy Adams Strunk announced that McNair's No. 9 jersey and George's No. 27 jersey would be retired by the club.

to the 14th spot in the 1996 draft to select Heisman Trophy winner Eddie George from Ohio State. Sent to the Seahawks in the trade was DT Glenn Montgomery.

April 30 – The National Football League approves the team's relocation to Nashville in a special owners' meeting held in Atlanta, Ga.

May 3 – Adding more weapons to the offense, the Oilers agree to terms with RB Ronnie Harmon from the San Diego Chargers.

May 7 – Voters of Davidson County in Nashville, Tenn., overwhelmingly approve a referendum held to decide on the use of public funding for a new downtown stadium.

October 20 – With a 22-yard field goal, K Al Del Greco sets the club record for most career field goals, surpassing K Tony Zendejas (117).

October 27 – Del Greco kicks the longest field goal in team history with a 56-yarder at the end of the first half versus the 49ers.

November 17 – In a clash with the Miami Dolphins, G Bruce Matthews becomes the Oilers' all-time leader in games played with his 211th contest, breaking Elvin Bethea's mark of 210. Matthews would go on to also set the team marks for most consecutive games played and started.

December 12 – G Bruce Matthews, S Blaine Bishop, C Mark Stepnoski and ST player John Henry Mills are selected to the Pro Bowl. Matthews extends the Oiler mark for consecutive selections (9) and ties G Mike Munchak for most overall selections (9).

December 15 – Oilers play their final game in Houston with a 21-13 loss to the Cincinnati Bengals in the Astrodome.

December 22 – RB Eddie George finishes the 1996 season with 1,368 yards rushing en route to Rookie of the Year accolades. In addition, George's ground totals were only 82 yards shy of RB Earl Campbell's rookie record of 1,450. On this day, George would also help the Oilers to a 24-21 win over the Baltimore Ravens for a franchise-best 6-2 road record.

1997

January 1 – The team promotes linebackers coach Gregg Williams to defensive coordinator.

January 3 – After relieving Jerry Rhome of his duties, the Oilers make wide receivers coach Les Steckel the team's offensive coordinator/quarterbacks coach.

February 24 – Oilers trade QB Chris Chandler to the Atlanta Falcons for two 1997 draft choices (4th and 6th).

May 3 – City of Nashville holds ground-breaking ceremonies for the team's downtown stadium.

May 8 – After formulating an agreement earlier with Harris County (Houston), K.S. "Bud" Adams, Jr. and Astrodome USA owner Drayton McLane, Jr. reach a settlement for the final year of Oilers' lease at the Astrodome. Under appointed mediator Alice Oliver Parrott, the two sides clear the biggest step in the team's ability to play games in Tennessee for the 1997 season.

June 5 – Oilers reach agreement with Memphis Sports Authority, clearing the way for the team to play its games in the Liberty Bowl.

June 12 – Oilers hold press conference in Nashville to formally announce the club's intention to play the 1997 season in Tennessee, and introduce an inaugural patch and logo which merges the Oilers traditional "Oil derrick" with the Tennessee state flag.

July 18 – Oilers players report to Tennessee State University for their first training camp in the state of Tennessee. Also, Oilers sign DE Kenny Holmes, 1997 first-round selection, to a four-year contract.

July 19 – Oilers sign GM Floyd Reese to a four-year extension running through 2001 season.

August 2 – Oilers play first preseason game of 1997 season at Liberty Bowl in Memphis, falling to the New Orleans Saints 21-12.

August 9 – Oilers play their first ever game at Vanderbilt Stadium, an 18-12 preseason loss to Washington.

August 15 – Oilers move into their temporary training facility in Bellevue.

August 23 – Oilers promote Don MacLachlan to Executive Vice President of Marketing, Broadcasting, and Ticketing.

August 27 – Oilers sign free agent SS Blaine Bishop.

August 31 – Oilers open their inaugural season in the state of Tennessee with a 24-21 overtime win over the Oakland Raiders at Liberty Bowl. RB Eddie George ties Billy Cannon's franchise record for rushing yards in a game with 216 yards on 35 carries. With the game-winning field goal in overtime, K Al Del Greco becomes the Oilers all-time points leader, surpassing George Blanda's total of 596 points.

October 27 – In their first-ever trip to Arizona, the Oilers defeat the Cardinals 41-14.

November 27 – Oilers defeat Dallas 27-14 on Thanksgiving Day in front of a national-television audience. It marked the first regular season game in Texas for the Oilers since their move to Tennessee.

December 11 – G Bruce Matthews, RB Eddie George, and SS Blaine Bishop are selected to the Pro Bowl. Matthews extends the mark for consecutive selections (10) and surpasses G Mike Munchak for most overall selections (9).

December 14 – Oilers fall to the Baltimore Ravens 21-19 in the final game at Baltimore's Memorial Stadium. It marked the second time the Oilers closed the stadium, because on Dec. 18, 1983, the Oilers played at the Baltimore Colts in what would be their final game in Baltimore.

December 21 – Oilers close their inaugural season in Tennessee with an 8-8 record after a 16-6 win over Pittsburgh in Memphis.

1998

February 14 – Oilers agree to terms with free agent WR Yancey Thigpen from Pittsburgh.

February 19 – Oilers agree to terms with free agent P/K Craig Hentrich from Green Bay.

February 24 – Oilers reach agreement with Shelby County Sports Authority and Memphis Park Commission to be released from the final year of their lease at the Liberty Bowl.

March 4 – Oilers and Vanderbilt University reach tentative agreement for the Oilers to play at Vanderbilt Stadium for the 1998 season.

March 11 – Oilers agree to terms with free agent TE Jackie Harris from Tampa Bay.

April 16 – A tornado rips through Nashville, damaging three cranes and 10 portable trailers at the Oilers East Bank Stadium construction site.

April 18 – In the franchise's first draft as the Tennessee Oilers, the club selects WR Kevin Dyson from Utah with its first-round selection (16th overall) in the NFL Draft.

HISTORICAL HIGHLIGHTS

HOUSTON OILERS TO TENNESSEE TITANS

After trying unsuccessfully for many years to construct a deal with the city of Houston for a new football or multi-use stadium, Oilers owner K.S. "Bud" Adams, Jr. decided that moving his franchise to another city might be the only solution left to keep the team financially competitive. In the spring of 1995, research was completed and several cities were identified as desirable for relocation and at the top of the list was Nashville, Tenn.

In the summer of 1995, Adams contacted Nashville's mayor, Phil Bredesen, to see if the city would be interested in having the team relocate to the region. A 70-day exclusive negotiating period was agreed to and in November the two had signed a relocation agreement that would bring the Oilers to Nashville. In April of 1996, the NFL approved the team's relocation and on May 7th, the voters of Davidson County approved a referendum on using public funding for the new downtown stadium.

Dec. 15, 1996 would mark the Oilers final home game at the Astrodome in Houston – a 21-13 loss to Cincinnati in front of 15,131 fans. In May of 1997, the team reached a settlement with the Astrodome that let them escape the final year of the contract and allowing the team to play the 1997 season in Tennessee.

With the new stadium in Nashville still two years from completion, the team decided to play at Memphis' Liberty Bowl until the stadium was complete. The Tennessee Oilers opened their inaugural season in the state of Tennessee with a 24-21 overtime win over the Oakland Raiders at the Liberty Bowl in front only 30,000 fans.

The Oilers struggled with low attendance throughout the 1997 season and by March of 1998, the Oilers reached an agreement to play the 1998 season at Vanderbilt Stadium in Nashville. Crowds at Vanderbilt Stadium were an improvement from the previous year, but the team could only muster a 3-5 home mark. During the 1998 season, Adams announced the Oilers name would be retired and the team would be renamed the Titans as they entered their new stadium for the 1999 season.

In April of 1999, the team unveiled their new Titans uniforms and in August the team played its first game at Nissan Stadium (named Adelphia Coliseum at the time). The 1999 season ended with the franchise's first Super Bowl berth in the team's 40-year history. A total of 20 players endured the entire odyssey of playing in Houston in 1996, Memphis in 1997, Vanderbilt in 1998 and LP Field in 1999.



Bud Adams presents Nashville Mayor Phil Bredesen with an official team jersey.

April 23 – Oilers finalize deal to play at Vanderbilt Stadium for the 1998 season.

May 15 – Oilers finalize deal to acquire land in MetroCenter for a permanent practice facility to be finished in the summer of 1999.

May 28 – Oilers reach agreement with Tennessee State University to hold the Oilers 1998 Training Camp on TSU's campus. It marks the first time in club history that the Oilers have had consecutive training camps outside the state of Texas.

July 29 – Owner K.S. "Bud" Adams, Jr., listens to the Tennessee fans and announces that he will change the name of the team. An advisory council is later formed to research names and a "Guess the Name" contest is introduced to fans to gain additional feedback.

Oct. 18 – Oilers win first home game in Nashville, a 44-14 victory over Cincinnati.

Oct. 29 – Former Oiler and nine-time Pro Bowl Guard Mike Munchak is announced among 76 nominees for the Pro Football Hall of Fame.

Sept. 12 – Oilers play first regular season home game in Nashville vs. San Diego Chargers.

Nov. 4 – First Oilers coach, Lou Rymkus, passes away at 78.

Nov. 14 – Oilers owner K.S. "Bud" Adams, Jr., announces that the Oilers will become the "Tennessee Titans" beginning in 1999. "We wanted a new nickname to reflect strength, leadership and other heroic qualities," Adams said.

Dec. 22 – Oilers owner K.S. "Bud" Adams, Jr., unveils new Tennessee Titans logo and colors, featuring the fire of the Titans and exemplifying power, strength, knowledge and excellence. "I feel we have developed a logo that fans throughout the state of Tennessee and around the country will embrace for years to come," Adams said.

Dec. 26 – Oilers era comes to end against Minnesota Vikings.

1999

January 1 – G Bruce Matthews and P Craig Hentrich earn All-Pro honors.

February 8 – G Bruce Matthews, P Craig Hentrich, RB Eddie George & TE Frank Wycheck represent AFC in Pro Bowl.

February 26 – Steve Walters (WR's) and Jim Washburn (DL) added to coaching staff.

April 13 – Titans unveil new uniforms and helmets before packed crowd at the new stadium.

April 17 – Titans make Florida DE Jevon Kearse their first selection in the 1999 NFL Draft.

May 3 – Veteran players tour stadium and practice facility. Mr. Adams presents pair of tickets to each stadium worker in appreciation of their hard work.

May 3 – George Henshaw promoted to Assistant Head Coach/Running game. Jim Schwartz added to staff as Defensive Assistant/Quality Control Coach.

May 8 – Final auditions determine first ever Titans cheerleading squad.

May 13 – 11-time Pro Bowl offensive lineman Bruce Matthews re-signs with team.

May 14 – Stadium lights turned on for 100-hour test.

May 17 – Titans announce that 1999 training camp will be held at Baptist Sports Park in Bellevue.



Eddie George, Frank Wycheck, Craig Hentrich and Blaine Bishop model the Titans' new uniforms in 1999.

HISTORICAL HIGHLIGHTS

HOME SWEET HOME

The newly-named Tennessee Titans opened their new stadium, Adelphia Coliseum (eventually to be named Nissan Stadium) with the regular season opener on Sept. 12, 1999 against the Cincinnati Bengals. The back and forth game would end with the Titans hanging on for a 36-35 win. The win would start a historic streak of 12 consecutive wins to open the new stadium. The 12 consecutive wins were the most in the modern era for a new stadium (Texas Stadium, 9 wins in 1971) and one short of the all-time record by the Buffalo Americans in 1920. The Titans first loss in their new home would come against the Baltimore Ravens on Nov. 12, 2000. The winning streak actually began in the spring of 1998, when a devastating tornado ripped through Nashville, but only gave a glancing blow to the under construction stadium and sparing it from destruction.

May 18 – Stadium sod is laid down.

July 8 – Adelphia Coliseum name and logo are unveiled at a downtown ceremony.

July 23 – Titans name former Minnesota Senior Vice President Jeff Diamond President and Chief Operating Officer, and agree to terms with former Pittsburgh Pro Bowl quarterback Neil O'Donnell.

July 27 – The Titans sign their first-round draft selection, Florida DE Jevon Kearse, to a multi-year contract.

August 15 – The Tennessee franchise plays its first preseason game under the name Titans, a 22-20 loss at Kansas City. The game is the first in franchise history played in a uniform other than the Oilers.

August 27 – Titans defeat Atlanta, 17-3, in the first preseason game at Adelphia Coliseum.

September 2 – Owner K.S. "Bud" Adams, Jr. and his wife, Nancy, announce the creation of the Tennessee Titans Foundation, an organization established to serve the charitable interests of the state of Tennessee by providing financial support and other resources to non-profit organizations, enriching and strengthening communities throughout the state. Adams donates \$500,000 to start the foundation.



Faith Hill sings at inaugural game of the new stadium.

September 5 – Cornerback Darryll Lewis, the team leader in interceptions in each of the past five seasons, is released.

September 12 – Al Del Greco kicks a 33-yard field goal to lift the Titans to a 36-35 win over Cincinnati in the first regular season game and victory at Adelphia Coliseum. The win, in front of 65,272 fans, is the team's first as the Titans, and quarterback Steve McNair passes for a career-high 341 yards in the victory.

September 26 – The team wins its first road contest as the Titans, a 20-19 victory at Jacksonville sealed by a Samari Rolle interception in the end zone with under a minute remaining.

October 31 – Steve McNair returns after missing five games because of a back injury to lead the Titans to defeat the previously-unbeaten St. Louis Rams, 24-21 at Adelphia Coliseum. McNair is named Miller Lite NFL Player of the Week for his performance in the victory.

December 19 – Tennessee clinches the franchise's first playoff berth since 1993 with a 30-17 win over Atlanta at Adelphia Coliseum.

December 22 – G Bruce Matthews, RB Eddie George, DE Jevon Kearse and TE Frank Wycheck are named to the AFC team for the Pro Bowl. Matthews extends his franchise records for consecutive and overall selections (12), and Kearse becomes the first rookie defensive end selected to the Pro Bowl in AFC history and the first in the NFL since 1978.

December 26 – Tennessee defeats Jacksonville for the fourth consecutive time, a 41-14 victory in which Steve McNair throws five touchdown passes. McNair earns his first AFC Offensive Player of the Week and his second Miller Lite NFL Player of the Week honor this season for his efforts. The win completes the first unbeaten home regular season in club history.

2000

January 8 – In a play known as the "Music City Miracle," Kevin Dyson returns a Frank Wycheck lateral on a kickoff return 75 yards for a touchdown, lifting the Titans to a 22-16 victory in the AFC Wild Card playoff game over the Buffalo Bills. The improbable play, which occurred with just 16 seconds remaining in the game, gives the franchise its first playoff win in Tennessee in addition to its first since 1993.



Kevin Dyson races down the sideline in the Music City Miracle.

January 16 – Eddie George rushes for 162 yards, including a 68-yard touchdown run, as the Titans defeat the Indianapolis Colts, 19-16, in an AFC Divisional Playoff game at the RCA Dome.

January 23 – The Titans beat Jacksonville for the third time of the season and fifth consecutive time, using 23 second-half points en route to a 33-14 win at Alltel Stadium in Jacksonville. Steve McNair runs for two touchdowns and Derrick Mason returns a kickoff 80 yards in the win. The win sends Tennessee to its first Super Bowl in franchise history and its first AFC/AFL Championship since 1961.

January 30 – The Titans fall short in their quest to win Super Bowl XXXIV, as Kevin Dyson is stopped one yard short of the end zone on the final play of the game in a 23-16 St. Louis Rams victory.

February 16 – The Titans sign unrestricted free agents LB Randall Godfrey



The Titans battle the Rams at Super Bowl XXXIV in Atlanta.

(Dallas) and T Fred Miller (St. Louis).

March 7 – Mike Heimerdinger is named offensive coordinator, replacing Les Steckel.

March 13 – Craig Johnson (quality control/offense) and Ronnie Vinklerak (quality control/defense) are added to the coaching staff, while Jim Schwartz is promoted to linebackers coach.

June 15 – The Titans extend the contract of Head Coach Jeff Fisher and expand his title to Executive Vice President.

July 19 – The Titans extend the contract of RB Eddie George.

August 14 – The Titans host Monday Night Football for the first time since moving to Tennessee. A sell-out crowd of 68,072 at Adelphia Coliseum watch the Titans defeat St. Louis, 30-3, in a preseason Super Bowl XXXIV rematch.

October 16 – The Titans host their first regular season Monday Night Football game at Adelphia Coliseum, a 27-13 victory over the Jacksonville Jaguars.

November 12 – Tennessee's NFL record of 12 consecutive victories to open a new stadium ends in a 24-23 loss to the Baltimore Ravens.

HISTORICAL HIGHLIGHTS

December 14 – S Blaine Bishop, RB Eddie George, T Brad Hopkins, DE Jevon Kearse, KR Derrick Mason, G Bruce Matthews, CB Samari Rolle and TE Frank Wycheck are named to the AFC team for the Pro Bowl. QB Steve McNair is added as an alternate, giving the Titans nine players on the Pro Bowl roster, the most for the franchise since nine players were selected in 1992.

December 17 – At Cleveland, Bruce Matthews passes brother Clay on NFL games played list at 279 games. Both are honored in pre-game ceremony.

December 25 – The Titans clinch the AFC Central Division Championship with a 31-0 victory against the Dallas Cowboys, earning a 13-3 record for the second-consecutive season and home-field advantage throughout the playoffs. The defensive unit finishes the season ranked first overall in the NFL.

2001

January 7 – Baltimore defeats the Titans, 24-10, in an AFC Divisional Playoff game at Adelphia Coliseum.

February 1 – Defensive coordinator Gregg Williams is hired as head coach of the Buffalo Bills.

February 2 – Jim Schwartz is promoted to defensive coordinator.

February 6 – Gunther Cunningham, former Kansas City Chiefs head coach, is named assistant head coach defense/linebackers.

February 22 – Everett Withers is named defensive backs coach.

March 2 – The Titans re-sign unrestricted free agent WR/KR Derrick Mason, who set an NFL record in 2000 with 2,690 all-purpose yards.

March 7 – The Titans agree to terms with unrestricted free agent K Joe Nedney from the Carolina Panthers.

March 8 – Former Pro Bowl safety Chuck Cecil is hired as defensive quality control coach.

March 28 – The Titans agree to trade their first pick (29th overall) in the 2001 NFL Draft to the St. Louis Rams for defensive end Kevin Carter.

April 21 – The Titans select DB Andre Dyson with their first selection (2nd round/60th overall) in the 2001 NFL Draft.

May 22 – The NFL announces its plans to realign divisions beginning in 2002, placing the Titans in the new AFC South with the Jacksonville Jaguars, Indianapolis Colts and expansion Houston Texans.

August 4 – Mike Munchak, Titans offensive line coach and former Houston Oilers guard, is inducted in the Pro Football Hall of Fame after being selected for enshrinement on Jan. 27.

September 25 – Former Nashville Kats (Arena Football League) Head Coach Pat Sperduto is hired as director of arena football league operations.

October 7 – Starting at center in Baltimore, Bruce Matthews plays in his 283rd NFL game and surpasses Jim Marshall for first place on league's all-time list for games played among non-kickers.

December 30 – Eddie George records a season-high 130 yards rushing against Cleveland, marking the 30th 100-yard game of his career. Additionally, George becomes the first RB in franchise history to post 200 career pass receptions.

2002

January 2 – Bruce Matthews is named to his 14th consecutive Pro Bowl, tying him with Merlin Olsen for the most Pro Bowl selections in league history. Jevon Kearse also is selected for the third consecutive year.

April 5 – The team begins its fifth annual Tennessee Titans Caravan. With 16 players plus staff participating, Titans Caravan V goes on to make 64 stops, including 27 schools, in Tennessee, Kentucky and Alabama over a two-week period.

April 20 – The Titans select DT Albert Haynesworth with their first pick (15th overall) in the 2002 NFL Draft.

April 30 – Titans owner K.S. "Bud" Adams announces that he has purchased an expansion Arena Football League team that will begin play in Nashville in 2004. The team will keep the name of the previous AFL team that played in Nashville, the Nashville Kats.

May 15 – The Titans reach an agreement with Citadel Communications to move the Titans' flagship radio station to Nashville's 103 WKDF (103.3 FM).

May 30 – Craig Johnson is promoted to quarterbacks coach. Ned James is hired as offensive assistant.

June 4 – The Titans reach a tentative agreement with Adelphia Business Solutions to have Adelphia's name removed from the coliseum, pending court approval.

July 15 – Offensive lineman Bruce Matthews officially announces his NFL retirement from the offices of Titans owner K.S. "Bud" Adams, Jr., in Houston, Texas

September 7 – Titans owner Bud Adams unveils his team's PSL Founder's Club display at Coliseum.

December 1 – RB Eddie George becomes franchise's all-time leading rusher, passing Earl Campbell, in victory at New York Giants.

December 8 – Former Titans/Oilers offensive lineman Bruce Matthews is inducted into Titans' Hall of Fame and has his jersey retired during special halftime ceremony during Colts game.

December 22 – Titans clinch inaugural AFC South Division with 28-10 victory at Jacksonville.

December 29 – Titans go undefeated in inaugural AFC South division with 13-3 victory at Houston, securing a first-round bye in playoffs. The Titans become NFL's third team to advance to playoffs after starting their season 1-4.

2003

January 1 – QB Steve McNair finishes third in league MVP voting behind Rich Gannon and Brett Favre.

January 11 – Titans defeat Steelers 34-31 in bruising AFC Divisional Playoff Game.

January 19 – Titans play in franchise's fourth AFC Championship Game, but fall short at Oakland, 41-24.

January 25 – Former Houston Oilers DE Elvin Bethea named to the Pro Football Hall of Fame's 2003 class.

February 3 – Head coach Jeff Fisher coaches the AFC to a 45-20 victory in Pro Bowl.

February 7 – Titans president Jeff Diamond signs a new one-year contract.

April 26 – Titans select CB Andre Woolfolk with their first pick (28th overall) in the 2003 NFL Draft.

June 25 – Head coach Jeff Fisher agrees to terms on a long-term contract extension.

December 7 – Frank Wycheck becomes the fourth tight end in NFL history to record 500 career receptions in Tennessee's 29-27 loss at home to Indianapolis.

December 7 – WR Derrick Mason catches six passes for 64 yards at home vs. Indianapolis to record his third consecutive 1,000-yard receiving season.

December 18 – The NFL announces that four Titans are going to the 2004 Pro Bowl – QB Steve McNair (named the starter), along with LB Keith Bulluck, WR Derrick Mason, and P Craig Hentrich. OT Brad Hopkins would later be named to the Pro Bowl as a reserve.

December 21 – QB Steve McNair leads a miraculous comeback at Houston, throwing the game-winning touchdown to Drew Bennett with 17 seconds left in Tennessee's 27-24 victory on the road. In the process, McNair surpasses 3,000 passing yards for the season, joining Warren Moon as only the second QB in franchise history to do so four times.

December 28 – Recently re-signed QB Neil O'Donnell starts following injuries to Steve McNair and Billy Volek. He threw for 232 yards and a pair of touchdowns in Tennessee's season-ending 33-13 victory over the defending Super Bowl Champion Tampa Bay Buccaneers. It marked O'Donnell's last NFL game as he would announce his retirement following the season. Eddie George becomes the 17th running back in NFL history to record 10,000 rushing yards in the team's victory over the Bucs. George rushes for 87 yards to push him over the 1,000-yard rushing mark for the seventh time in his eight NFL seasons. It marked the final regular season game and the final home game for George as a Titan.



Joe Nedney's field goal beats Steelers.

2004

HISTORICAL HIGHLIGHTS



Eddie George salutes the fans following his final home game as a Titan.

January 2 – QB Steve McNair named NFL's co-MVP along with Colts QB Peyton Manning. Each player receives 16 votes from a national panel of 50 journalists.

January 3 – Titans defeat Ravens 20-17 in AFC Wild Card Playoff Game in Baltimore.

January 10 – Titans fall at New England in AFC Divisional Playoff Game, the coldest playoff game in franchise history (four degrees, minus 10 wind chill).

January 11 – K Gary Anderson, the NFL's all-time leading scorer (2,346 points), announces his retirement after 22 seasons.

January 20 – Titans owner K.S. "Bud" Adams re-assumes team president role after Jeff Diamond's contract expires.

January 23 – TE Frank Wycheck announces his retirement from the NFL after 11 seasons in the league.

April 24 – Titans select a league-high 13 players in the 2004 NFL Draft, including three players in the second round (the team traded its first-round pick) – TE Ben Troupe, DE Travis LaBoy and DE Antwan Odom.

July 22 – Titans release RB Eddie George.

September 11 – The Titans season opener at Miami is played on Saturday instead of Sunday due to impending Hurricane Ivan. Titans running back Chris Brown rushes for 100 yards in his first NFL start en route to the team's 17-7 victory.

October 11 – On Monday Night Football, Steve McNair quarterbacks the Titans to a 48-27 victory over Green Bay to give him 71 career wins as a starter, surpassing Warren Moon's previous franchise record of 70 victories. The 48 points set a Lambeau Field record for a visiting team. Also in the game, running back Chris Brown carries 27 times for 148 yards and two touchdowns, joining Stump Mitchell (St. Louis Cardinals) and Don Calhoun (New England Patriots) to become the third player in NFL history to gain 100 or more rushing yards in four of his first five NFL starts.

December 13 – Running back Chris Brown totals 91 yards against Kansas City to become the franchise's eighth player to eclipse 1,000 season rushing yards. He finishes the season with 1,067 yards on 220 carries.

December 19 – Titans quarterback Billy Volek becomes fourth quarterback in NFL history to pass for 400 or more yards in two consecutive games after passing for 426 yards against Kansas City (12/13) and 492 yards at Oakland (12/19). The 918-yard total is the second-best two-game total in NFL history behind Phil Simms' record of 945 yards (1985).

2005

January 28 – The Arena Football League's Nashville Kats begin play under owner K.S. "Bud" Adams, Jr., winning 47-38 at the Columbus Destroyers.

February 9 – University of Southern California assistant Norm Chow is hired as Titans offensive coordinator after a 32-year career in college football.

February 21 – Titans part ways with six veterans – K Joe Nedney, DE

Kevin Carter, CB Samari Rolle, RB/FB Robert Holcombe, T Fred Miller and WR Derrick Mason – due to salary cap concerns.

April 23 – Titans select West Virginia cornerback Adam "Pacman" Jones with the sixth overall pick in the 2005 NFL Draft.

May 6 – Titans owner K.S. "Bud" Adams, Jr. pledges \$600,000 over three years for scholarship program that provides money for college for one student-athlete from every high school in Tennessee.

September 6 – Through his foundation, quarterback Steve McNair organizes a relief drive for victims of Hurricane Katrina. Titans fans respond in droves, arriving at LP Field to fill over 20 tractor trailers worth of goods to be sent to the Gulf Coast region.

September 18 – Titans General Manager Floyd Reese becomes the first GM in team history to record 100 wins as the Titans defeat the Ravens by a score of 25-10.

October 9 – Head Coach Jeff Fisher becomes the 34th coach in NFL history and the first in franchise history to notch 100 wins as the Titans win at Houston by a score of 34-20. Also in the game, quarterback Steve McNair became the 49th player in NFL history and second player in franchise history to reach 25,000 career passing yards.

2006

February 12 – Titans defensive end Kyle Vanden Bosch plays in his first career Pro Bowl. In his first season with the Titans, Vanden Bosch finished fourth in the NFL with 12.5 sacks, the most by a team member since 1999.

February 24 – K.S. "Bud" Adams, Jr. is inducted into the Tennessee Sports Hall of Fame.

March 13-15 – After a delay to the start of the NFL year due to collective bargaining talks between the league and the NFL Players Association, the Titans strike quickly in the initial days of free agency. They agree to terms with four veteran unrestricted free agents – linebacker David Thornton (Indianapolis), wide receiver David Givens (New England), center Kevin Mawae (N.Y. Jets) and safety Chris Hope (Pittsburgh) – within a three day span.

April 29 – Titans select quarterback Vince Young out of the University of Texas with the third overall pick in the 2006 NFL Draft.

June 6 – Titans and Louisiana Pacific Corporation reach an agreement on a new naming rights sponsorship that calls for the team's home stadium to be named LP Field. LP obtains the naming rights for 10 years.

June 9 – Titans trade quarterback Steve McNair to the Baltimore Ravens in exchange for a fourth-round draft choice in 2007.

June 14 – Offensive tackle Brad Hopkins announces his retirement from the NFL. Hopkins retires after playing in 194 games, the third-most in franchise history at the time (Matthews, Bethea). His 188 starts were the second-most in team history for an offensive lineman (Matthews).

July 29 – Titans sign first-round pick, QB Vince Young.

August 26 – Steve Underwood promoted to Senior Executive Vice President/Chief Operating Officer.

September 3 – Titans bring back Robaire Smith after the defensive tackle was waived by Houston.

August 5 – Former Houston Oilers QB Warren Moon is inducted into the Pro Football Hall of Fame.

November 26 – Trailing 21-0 entering the fourth quarter, Vince Young leads the Titans to 24 unanswered points, posting the largest comeback by a rookie QB in NFL history. Rob Bironas' 49-yard field goal caps the stunning victory over the Giants at LP Field.

December 3 – Rob Bironas kicks franchise-long 60-yard field goal to beat the Colts, 20-17, at LP Field. The 60-yarder tied Steve Cox and Morten Andersen for the fourth-longest field goal in NFL history.

December 10 – Vince Young returns to his hometown and runs for a 39-yard touchdown in overtime to defeat the Texans, 26-20, at Reliant Stadium.

December 31 – Titans exercise 2007 option on head coach Jeff Fisher's contract.

2007

January 3 – Vince Young named the Associated Press Offensive Rookie of the Year.

January 5 – After 13 seasons at the helm, Floyd Reese resigns as general

HISTORICAL HIGHLIGHTS

manager of the Titans.

February 1 – Vince Young named Diet Pepsi NFL Rookie of the Year.

February 3 – Former offensive lineman Bruce Matthews becomes the first franchise player that wore the Titans uniform to be voted into the Pro Football Hall of Fame.

February 10 – Vince Young becomes the first rookie quarterback in NFL history to play in the Pro Bowl.

February 12 – Titans name former Oilers safety Mike Reinfeldt the team's new General Manager.

February 28 – Vincent Marino hired from NFL office as Senior Director of Football Administration.

April 10 – NFL suspends Adam "Pacman" Jones for 2007 season.

April 23 – Titans hire Lake Dawson as Director of Pro Personnel.

April 28 – Titans select Texas DB Michael Griffin with the 19th overall pick in the NFL Draft.

May 3 – Titans announce they will conduct 2007 training camp at Baptist Sports Park.

August 4 – Bruce Matthews inducted into Pro Football Hall of Fame.

August 4 – NFL Commissioner Roger Goodell visits Titans training camp.

September 24 – Keith Bulluck intercepts a career-high three passes as the Titans cruise to a 31-14 victory at New Orleans on Monday Night Football.

October 21 – Rob Bironas kicks an NFL-record eight field goals, including a game-winning 29-yarder, as the Titans defeat the Houston Texans 38-36 at Reliant Stadium.

December 30 – Titans win last three regular season games, including a 16-10 victory at Indianapolis in the season finale to clinch the AFC's final playoff spot and the team's first postseason berth since 2003.

2008

January 6 – Vince Young becomes the youngest quarterback in franchise history to start in playoffs as the Titans fall 17-6 at San Diego in an AFC Wild Card game.

January 15 – Titans release offensive coordinator Norm Chow of his duties.

January 17 – Titans hire Mike Heimerdinger as offensive coordinator.

February 10 – Albert Haynesworth, Kyle Vanden Bosch and Rob Bironas play in Pro Bowl.

February 20 – Titans use franchise tag on DT Albert Haynesworth.

February 27 – Titans agree to terms with WR Justin Gage to long-term contract.

March 6 – Titans sign former Eagles DE Jevon Kearse as unrestricted free agent.

March 12 – Titans sign former Jets WR Justin McCareins as an unrestricted free agent.

March 27 – Veteran guard Benji Olson announces retirement after 10 NFL seasons.

April 5 – Titans unveil new logo to celebrate team's 10th anniversary.

April 17 – Titans hold press conference honoring retirement of former franchise QB Steve McNair.

April 26 – Titans select East Carolina RB Chris Johnson with first pick (24th overall) in NFL Draft.

April 26 – Titans trade CB Pacman Jones to Dallas Cowboys for fourth-round draft pick and additional considerations (resulted in 4th-round pick in 2009 from Titans to Cowboys).

July 25 – The Titans reach a one-year contract agreement with franchised free agent defensive tackle Albert Haynesworth.

September 7 – On the same day Titans owner K.S. "Bud" Adams, Jr. is added to the Titans/Oilers Hall of Fame, he unveils a Titans/Oilers Ring of Honor at LP Field during the season opener against Jacksonville. The initial members of the Ring of Honor include Adams, Elvin Bethea, George Blanda, Earl Campbell, Mike Holovak, Ken Houston, Mike Munchak, Jim Norton, Warren Moon and Bruce Matthews.

September 21 – Cornerback Cortland Finnegan sets a club record with a 99-yard INT return for a TD in a win against the Houston Texans.

September 28 – A 30-17 victory over the Minnesota Vikings at LP Field gives the Titans four consecutive wins to open the season for the first time in franchise history.

October 19 – In a 34-10 victory at Kansas City, the Titans set a franchise

rushing record with 332 rushing yards, including 168 yards by Chris Johnson and 149 yards by LenDale White.

October 27 – At halftime of a Monday night game against the Colts at LP Field, the Titans induct Steve McNair, Eddie George and Frank Wycheck to the Titans/Oilers Hall of Fame and the Ring of Honor.

November 2 – On a day in which the Titans win in overtime against the Green Bay Packers, the club celebrates its 100th consecutive sellout at LP Field, including every preseason, regular season and playoff game from the time the stadium opened in 1999.

November 16 – With a 24-14 win at Jacksonville, the Titans win their 10th consecutive game to open the 2008 season and their 13th consecutive regular season game dating back to the last three regular season games of 2007.

November 27 – At Detroit on Thanksgiving, the Titans defeat the Lions 47-10, the team's seventh-highest margin of victory of all-time and Detroit's highest margin of defeat on Thanksgiving.

December 7 – The Titans clinch the AFC South title with a 28-9 victory over the Cleveland Browns at LP Field. It is the ninth division crown in club history.

December 16 – Six Titans are selected to the Pro Bowl – center Kevin Mawae, left tackle Michael Roos, running back Chris Johnson, defensive tackle Albert Haynesworth, safety Chris Hope and cornerback Cortland Finnegan. Additionally, quarterback Kerry Collins and safety Michael Griffin are named to the roster at a later date as alternates.

December 31 – The Titans defeat the Pittsburgh Steelers 31-14 to secure home-field advantage throughout the AFC Playoffs and tie the franchise record for most regular season wins (13).

2009

February 1 – Nancy Adams, co-owner, vice chairman of the board and wife of K.S. "Bud" Adams, Jr., passes away in Houston at the age of 84.

February 12 – Chuck Cecil is elevated from secondary coach to defensive coordinator, replacing Jim Schwartz, who was hired as head coach by the Detroit Lions.

February 27 – The Titans re-sign unrestricted free agent quarterback Kerry Collins.

April 1 – The Titans unveil a new logo to celebrate the club's 50th season, incorporating the Oilers' oil derrick logo with the fireball logo and the number 50.

March 2 – The Titans sign unrestricted free agent wide receiver Nate Washington from the Pittsburgh Steelers.

April 25 – The Titans select Rutgers WR Kenny Britt with the 24th overall selection in the 2009 NFL Draft, the first of 11 Titans draft choices.

July 4 – Former Titans quarterback Steve McNair is shot and killed in Nashville.

July 8-9 – The Titans open LP Field to the public for fans to pay their respects to Steve McNair. On July 9, a memorial service is held at Mt. Zion Baptist Church in Whites Creek, Tenn.

July 11 – After a funeral service at Reed Green Coliseum in Hattiesburg, Miss., Steve McNair's body is laid to rest at Griffith Cemetery, approximately 20 miles from his home in Mt. Olive, Miss.

August 3 – The Titans celebrate the 50th anniversary (Aug. 3, 1959) of K.S. "Bud" Adams, Jr.'s announcement of Houston's entry in the American Football League.

August 6 – The Titans announce that they will wear a "9" helmet sticker during the season to honor the late Steve McNair. The sticker appears on the back of the helmet and remains in place throughout the entire 2009 season.

August 9 – In a 21-18 Hall of Fame Game victory over the Buffalo Bills in Canton, Ohio, the Titans debut their 50th anniversary "legacy" uniforms. They wear the uniforms a total of four times in 2009.



Jevon Kearse celebrates the Titans' 10-0 start in 2008.

HISTORICAL HIGHLIGHTS

September 10 – The Titans open the season with a 13-10 overtime loss at Pittsburgh in the NFL's Thursday night season opener.

October 18 – The Titans suffer the worst loss in franchise history at New England, losing 59-0 in their sixth consecutive loss to open the season. After a bye the next week, they win five consecutive games and finish at 8-8, becoming the only team in NFL history to win more than six games after starting the season at 0-6.

November 1 – At LP Field, Chris Johnson rushes for 228 yards in a victory over the Jacksonville Jaguars to set a new franchise single-game rushing record.

November 29 – Quarterback Vince Young leads a 99-yard drive in the final minutes of a game against the Arizona Cardinals to give the Titans a 20-17 win at LP Field. Young connects with rookie wide receiver Kenny Britt on a 10-yard touchdown pass as time expires.

2010

January 3 – With a 134-yard rushing performance in the season finale at Seattle, running back Chris Johnson becomes the sixth player in NFL history to reach 2,000 rushing yards in a season. Totalling 2,006 yards on 358 carries, he joined Eric Dickerson, Jamal Lewis, Barry Sanders, Terrell Davis and O.J. Simpson as the only players to accomplish the feat. He also set a new team single-season rushing record (Earl Campbell), and he became the NFL's new single-season leader in total yards from scrimmage (2,509), surpassing Marshall Faulk's former record. The Titans defeat the Seahawks 17-13.

January 13 – Running back Chris Johnson is named Associated Press



Johnson poses with offensive players and coaches after becoming just the sixth player in NFL history to reach 2,000 yards rushing in a season.

NFL Offensive Player of the Year.

February 18 – The Titans' all-time leading punter, Craig Hentrich, announces his NFL retirement.

April 22 – The Titans select Georgia Tech defensive end Derrick Morgan with the 16th overall pick in the NFL Draft.

October 24 – The Titans open the season with a 5-2 start after defeating the Philadelphia Eagles 37-19. Wide receiver Kenny Britt amasses the fifth-most receiving yards in franchise history with 225 yards on a career-high seven receptions with three touchdowns.

November 21 – Marc Mariani returns a punt 87 yards for a touchdown against Washington becoming just the second Titans/Oilers player to record a punt return and a kickoff return for touchdowns in the same regular season.

2011

January 21 – The Titans release defensive coordinator Chuck Cecil of his duties.

January 28 – The Titans and head coach Jeff Fisher agree to part ways.

February 7 – The Titans name Mike Munchak the 16th head coach in franchise history.

February 8 – The Titans release offensive coordinator Mike Heimerdinger of his duties.

February 12 – The Titans hire Jerry Gray as defensive coordinator.

February 15 – The Titans hire Chris Palmer as offensive coordinator.

March 4 – The Collective Bargaining Agreement between the NFL and the Players Association expires.

March 11 – NFL players are locked out of team facilities due to the collective bargaining stalemate between the clubs and NFL Players Association.

April 28 – The Titans select Washington quarterback Jake Locker with the eighth overall pick in the NFL Draft.

July 25 – The lockout ends after a new CBA is reached.

July 28 – The Titans terminate quarterback Vince Young's contract.

July 29 – On the day players report to training camp, the Titans sign unrestricted free agent quarterback Matt Hasselbeck. In total, within a week of the lockout ending, the Titans sign contracts with nine draft choices, 14 rookie free agents, three restricted free agents and eight unrestricted free agents.

September 1 – The Titans and Chris Johnson agree to terms on a new, multi-year contract, ending the running back's holdout.

September 18 – Mike Munchak notches his first victory as a head coach as the Titans defeat the Baltimore Ravens 26-13 at LP Field.

October 19 – The Titans and Nashville Mayor Karl Dean announce proposed renovation plans for LP Field, including much larger and sharper video screens, a greatly enhanced sound system, elevators to provide service for upper deck seat holders, and general improvements to LP Field infrastructure. The team announces that the improvements would not require new revenues, but instead will be covered by user fees already being collected.

December 7 – Metro Council approves a bond issuance of up to \$28 million to finance renovations at LP Field.

2012

January 1 – With a 23-22 victory in the season finale at Houston, the franchise records its 400th all-time win in the regular season and playoffs, all under the ownership of K.S. "Bud" Adams, Jr. In the victory, Matt Hasselbeck eclipses 3,500 passing yards on the season and Nate Washington reaches the 1,000-yard receiving mark. Additionally, Chris Johnson records 1,000 rushing yards for the fourth consecutive season.

January 18 – The Titans elevate Mike Reinfeldt to senior executive vice president/chief operating officer and Ruston Webster to executive vice president/general manager. Lake Dawson is promoted to vice president of player personnel.

February 4 – Titans Owner K.S. "Bud" Adams, Jr. is named the first winner of the NFL's Salute To Service Award. Adams is recognized at the NFL Honors event for his outstanding efforts in supporting U.S. service members and veterans.

March 5 – The Titans use the franchise tag on safety Michael Griffin, who was scheduled to become an unrestricted free agent on March 13.

April 26 – The Titans select Baylor wide receiver Kendall Wright with the 20th overall pick in the 2012 NFL Draft.

June 19 – The Titans reach an agreement with franchise player Michael Griffin on a long-term contract.

July 30 – Wide receiver O.J. Murdock is found dead in Tampa, Fla., of a self-inflicted wound.

August 3 – Former Titans linebacker Keith Bulluck announces his retirement from the NFL during a press conference at Baptist Sports Park.

September 9 – Quarterback Jake Locker records his first career NFL start, as the Titans fall to the Patriots 34-13 in the season opener.

September 23 – In a 44-41 overtime victory over the Detroit Lions, the Titans become the first team in NFL history to score five touchdowns of 60 yards or longer in a game, reaching the end zone on a punt return by Tommie Campbell, a kickoff return by Darius Reynaud, a fumble return by Alterraun Verner and touchdown receptions by Jared Cook and Nate Washington. Locker passes for 378 yards in his first career win as a starter.

November 26 – The Titans dismiss offensive coordinator Chris Palmer and name quarterbacks coach Dowell Loggains as the new offensive coordinator.

December 17 – In a 14-10 victory over the New York Jets on *Monday Night Football*, Chris Johnson sets a franchise record with a 94-yard touchdown run.

December 30 – The Titans defeat the Jacksonville Jaguars 38-20 and

HISTORICAL HIGHLIGHTS

become the first team in NFL history with two punt return touchdowns (both by Darius Reynaud) and two interception return touchdowns (both by Zach Brown) in the same game. They also become only the second team in NFL history with four total return touchdowns in a game.

December 31 – Mike Reinfeldt is dismissed as senior executive vice president/chief operating officer.

2013

February 2 – Former Oilers defensive tackle Curley Culp is selected for enshrinement in the Pro Football Hall of Fame.

February 7 – The Titans add Gregg Williams to the coaching staff as senior assistant/defense.

March 14 – The Titans sign tight end Delanie Walker as an unrestricted free agent from the San Francisco 49ers.

April 1 – Former Oilers head coach Jack Pardee passes away.

April 25 – The Titans select Alabama guard Chance Warmack with the 10th overall pick in the 2013 NFL Draft.

July 11 – Titans team headquarters is renamed Saint Thomas Sports Park after Saint Thomas Hospital announces it is renaming its Baptist Hospital properties.

October 18 – Former Oilers head coach Bum Phillips passes away.

October 21 – At his home in Houston, Titans Founder, Owner, Chairman of the Board, President and CEO K.S. "Bud" Adams, Jr. passes away from natural causes at the age of 90. Called a "pioneer and innovator" by NFL Commissioner Roger Goodell upon his death, Adams was in his 54th year leading the organization.

October 28 – K.S. "Bud" Adams, Jr. is entombed at Forest Park Westheimer Cemetery in Houston.

October 29 – The Titans announce Tommy Smith will be team president and chief executive officer; Susie Adams Smith and Amy Adams Hunt will serve as co-chairpersons; and Kenneth Adams IV will join the Titans board as a director.

2014

January 4 – The Titans and head coach Mike Munchak agree to part ways.

January 13 – San Diego Chargers offensive coordinator and former Arizona Cardinals head coach Ken Whisenhunt is hired as the 17th head coach in Titans/Oilers history.

April 4 – The Titans release running back Chris Johnson.

May 8 – The Titans select Michigan tackle Taylor Lewan with the 11th overall pick in the 2014 NFL Draft.

2015

March 20 – President and CEO Tommy Smith announces he is retiring from that role. The Titans begin the search process for a new team CEO/president and install Steve Underwood as interim president.

April 30 – The Titans select Oregon quarterback Marcus Mariota with the second overall pick in the 2015 NFL Draft.

June 25 – The Titans and Nissan announce a 20-year agreement to rename the team's home venue Nissan Stadium.

September 1 – Following a bout with cancer, 85-year-old Titans scout C.O. Brocato dies. Brocato spent 40 years with the organization after joining the club in 1975.

September 13 – Quarterback Marcus Mariota makes his regular season debut, completing 13 of 15 passes for 209 yards with four touchdowns and no interceptions (158.3 passer rating). He becomes the second rookie in NFL history to throw four touchdown passes in a season opener, joining Fran Tarkenton (1961).

November 3 – The Titans relieve head coach Ken Whisenhunt of his duties and name assistant head coach/tight ends Mike Mularkey as interim head coach for the remainder of the season.

2016

January 4 – The Titans relieve general manager Ruston Webster of his duties. Steve Underwood is named as the team's president and chief executive officer on a permanent basis, with the interim tag removed from his title.

January 14 – The Titans hire Tampa Bay Buccaneers director of player personnel Jon Robinson as general manager.

January 16 – Mike Mularkey is named as the 18th head coach in franchise history, taking over the role after serving the final nine games of 2015 as the interim head coach.

April 14 – Two weeks prior to the 2016 NFL Draft, the Titans trade the first overall pick to the Los Angeles Rams. The Titans also deal a fourth-round pick and a sixth-round pick in the deal. In exchange, the Titans receive a first-round pick (15th overall), a pair of second-round picks and a third-round pick in 2016, plus the Rams' 2017 first- and third-rounders.

December 20 – Running back DeMarco Murray, tight end Delanie Walker, tackle Taylor Lewan, outside linebacker Brian Orakpo and defensive tackle Jurrell Casey are named to the Pro Bowl, giving the Titans five or more Pro Bowl selections for the first time since 2008.

2017

January 5 – Jon Robinson is promoted to executive vice president/general manager.

April 27 – The Titans select wide receiver Corey Davis (fifth overall) and cornerback Adoree' Jackson (18th overall) in the first round of the 2017 NFL Draft, marking the first time the team makes two picks in the first round since 1987.

December 19 – Defensive tackle Jurrell Casey, punter Brett Kern and tackle Taylor Lewan are named to the Pro Bowl. Safety Kevin Byard, special teamer Brynden Trawick and tight end Delanie Walker are later named to the squad, giving the Titans five or more Pro Bowl selections in consecutive seasons.

December 31 – The Titans clinch their 22nd playoff berth in franchise history with a 15-10 victory over the Jacksonville Jaguars in the regular season finale at Nissan Stadium.

2018

January 6 – The Titans open the NFL postseason with a 22-21 win over the Kansas City Chiefs at Arrowhead Stadium, giving the franchise its first postseason win since Jan. 3, 2004. After the Titans trailed 21-3 at the start of the second half, their victory tied for the second-largest comeback by a road team in NFL playoff history.

January 15 – The Titans and head coach Mike Mularkey agree to part ways.

January 20 – Houston Texans defensive coordinator Mike Vrabel is hired as the 19th head coach in Titans/Oilers history.

February 3 – Former Oilers outside linebacker Robert Brazile is elected to the Pro Football Hall of Fame (inducted Aug. 4, 2018).

April 4 – In downtown Nashville, the Titans unveil new uniforms in front of an estimated audience of 15,000-20,000 fans. The event marked the first significant uniform alterations for the club since 1999.

April 26 – The Titans select Alabama linebacker Rashaan Evans with the



22nd overall pick in the 2018 NFL Draft.

May 23 – In Atlanta at the annual Spring League Meeting, the NFL announces that the 2019 NFL Draft will take place in Nashville.

HISTORICAL HIGHLIGHTS

September 9 – The Titans and Dolphins open the 2018 season with a seven-hour, 10-minute contest, the longest NFL game since the 1970 merger. The game features two separate lightning delays that totaled three hours and 59 minutes.

October 21 – The Titans travel to London to face the Los Angeles Chargers at Wembley Stadium. The contest marks the franchise's first regular season game at an overseas location.

December 6 – Running back Derrick Henry sets a franchise record with 238 rushing yards and ties a franchise mark with four rushing touchdowns, including an NFL-record-tying 99-yard rushing score against Jacksonville.

December 20 – Defensive tackle Jurrell Casey, punter Brett Kern and tackle Taylor Lewan are named to the Pro Bowl.

2019

February 2 – Former Titans center Kevin Mawae is elected to the Pro Football Hall of Fame (inducted Aug. 3, 2019).

April 25-27 – The 2019 NFL Draft is held in downtown Nashville. Nashville shatters a draft record with more than 600,000 fans attending during the three-day event and sets another draft record with more than 47.5 million television viewers. For the city of Nashville, the event generated a record \$133 million in direct spending, a 79 percent increase over the previous draft in Dallas (\$74 million). The economic impact was another record-breaker at \$224 million, also a 79 percent increase over the \$125 million in 2018.

April 25 – The Titans select Mississippi State defensive lineman Jeffery

January 4 – The Titans defeat the New England Patriots 20-13 in a wild card game. Derrick Henry rushes for 182 yards to set a new franchise postseason record.

January 11 – The Titans defeat the Baltimore Ravens 28-12 in a divisional



playoff game. Derrick Henry rushes for 195 yards to establish a franchise postseason record for the second consecutive week.

January 19 – The Titans play at Kansas City in their first AFC Championship Game since Jan. 19, 2003. Their playoff run comes to an end with a 35-24 loss to the Chiefs.

March 4 – The Titans Foundation and controlling owner Amy Adams Strunk announce a donation of \$1 million to The Community Foundation of Middle Tennessee following the devastation of an EF-3 tornado that swept through the region on the night of March 2-3. The NFL Foundation also contributes \$250,000. On March 6, Titans players and staff members volunteer with the cleanup and relief effort in Nashville.

March 15 – A new collective bargaining between the NFL and NFL Players Association is ratified. The agreement runs through the 2030 season.

March 15 – The Titans announce a multi-year contract extension with quarterback Ryan Tannehill.

March 16 – The NFL announces the postponement of all in-person offseason programs in response to the coronavirus pandemic. Teams are later given the option of conducting virtual offseason programs but are prohibited from gathering at team facilities for the duration of the offseason.

March 16 – The Titans place the franchise tag on running back Derrick Henry.

April 23 – The Titans select Georgia tackle Isaiah Wilson with the 29th overall pick in the 2020 NFL Draft. The draft is held in a virtual setting with all team personnel and draftees at their own homes due to the COVID-19 pandemic.

May 8 – The Titans elevate Burke Nihill to team president/CEO after Steve Underwood announces his retirement from a full-time role.

June 11 – Titans controlling owner Amy Adams Strunk adds her voice and the voice of the organization to support the peaceful protests calling for equality and denouncing racism in the wake of the death of George Floyd. "Hearts, minds and institutions need to change throughout our country," she says. "Those who face racism need to be heard, and more importantly, understood by those who haven't listened before ... Hearing our players and coaches speak over the last two weeks has been constructive to this vital discussion. I support our players using peaceful protests and their platforms to advance us as a nation. I would encourage those who haven't thought about these issues before to understand the pain, anger and frustration of the black community. Black lives matter. We should all agree on that."



Simmons with the 19th overall pick in the first round of the 2019 NFL Draft.

June 12 – Titans controlling owner Amy Adams Strunk announces that the franchise will retire Steve McNair's No. 9 jersey and Eddie George's No. 27 jersey.

July 30 – Titans controlling owner Amy Adams Strunk announces \$450,000 in grant funding to 10 local non-profit organizations in the spaces of education, African American history and culture, social justice, diversionary and re-entry programs, immigrant outreach and domestic violence and sexual assault. The National Museum of African American Music and the NAACP Freedom Fund each receive \$100,000 grants.

September 15 – During a halftime ceremony in a game against the Indianapolis Colts, the Titans retire Steve McNair's No. 9 jersey and Eddie George's No. 27 jersey.

November 13 – The Titans announce plans to begin a 60,000-square-foot expansion of Saint Thomas Sports Park, nearly doubling the footprint of the team's headquarters in Nashville.

December 13 – The Titans hold a groundbreaking ceremony for the expansion of Saint Thomas Sports Park. Controlling owner Amy Adams Strunk is joined by Tennessee Governor Bill Lee and U.S. Senators Lamar Alexander and Marsha Blackburn.

December 29 – The Titans conclude the 2019 season with a 35-14 victory at Houston. They finish the regular season 9-7 and clinch a wild card playoff berth. Derrick Henry rushes for 211 yards (fifth-most in franchise history) and three touchdowns, and in the process, he captures the 2019 NFL rushing title with 1,540 rushing yards. A.J. Brown's 124 yards in the game make him the franchise's third 1,000-yard rookie receiver (Bill Groman and Ernest Givins).

2020

SITUATIONAL REGULAR SEASON WIN-LOSS RECORD

VS. AFC TEAMS

Total: 351-382-5
Home: 209-161-1
Away: 142-221-4

VS. AFC SOUTH TEAMS

Total: 55-59-0
Home: 30-27-0
Away: 25-32-0

VS. AFC NORTH/CENTRAL TEAMS

Total: 121-131-1
Home: 65-61-1
Away: 56-70-0

VS. AFC EAST TEAMS

Total: 91-87-2
Home: 54-32-0
Away: 37-55-2

VS. AFC WEST TEAMS

Total: 86-105-2
Home: 58-42-0
Away: 28-63-2

VS. NFC TEAMS

Total: 98-94-1
Home: 51-46-1
Away: 47-48-0

VS. NFC SOUTH TEAMS

Total: 13-7-0
Home: 6-4-0
Away: 7-3-0

VS. NFC NORTH/CENTRAL TEAMS

Total: 35-25-0
Home: 20-11-0
Away: 15-14-0

VS. NFC EAST TEAMS

Total: 28-31-0
Home: 13-16-0
Away: 15-15-0

VS. NFC WEST TEAMS

Total: 22-31-1
Home: 12-15-1
Away: 10-16-0

MONDAY NIGHT FOOTBALL

Total: 24-18-0
Home: 14-9-0
Away: 10-9-0

WEEK AFTER MNF

Total: 20-22-0
Home: 14-8-0
Away: 6-14-0

SUNDAY NIGHT FOOTBALL

Total: 11-11-0 (ESPN 8-6; TNT 2-2; NBC 1-3)
Home: 8-5-0
Away: 3-6-0

TUESDAY NIGHT FOOTBALL

Total: 1-0-0 (CBS 1-0)
Home: 1-0-0
Away: 0-0-0

THURSDAY NIGHT FOOTBALL

Total: 6-10-0 (ABC 2-0; ESPN 1-1; TNT 0-1; NBC 0-2*; NFLN 3-7*^; FOX 1-0^; Amazon 1-1^)
Home: 5-4-0
Away: 0-6-0
*11/16/17 at Pittsburgh was broadcasted on both NBC and NFLN.
^12/6/18 vs. Jacksonville and 11/12/20 vs. Indianapolis were broadcasted on NFLN, FOX and Amazon.

FRIDAY NIGHT FOOTBALL

Total: 0-1-0 (NFLN 0-1)
Home: 0-1-0
Away: 0-0-0

SATURDAY NIGHT FOOTBALL

Total: 2-2-0 (ABC 1-0, ESPN 0-2, FOX/NFLN 1-0)
Home: 1-2-0
Away: 1-0-0

OVERTIME

Total: 20-21-0
Home: 13-11-0
Away: 7-10-0

SEASON OPENERS

Total: 31-29-0
Home: 15-12-0
Away: 16-17-0

LONDON GAMES SERIES

Total: 0-1-0
Home: 0-0-0
Away: 0-1-0

DOMES

Total: 141-142-2
Astrodome (Houston): 113-103-2
AT&T Stadium (Dallas): 2-0-0
Edward Jones Dome (St. Louis): 0-1-0
Ford Field (Detroit): 2-0-0
Georgia Dome (Atlanta): 2-1-0
Kingdome (Seattle): 1-6-0
Lucas Oil Stadium (closed) (Indianapolis): 2-9-0
Mercedes-Benz Stadium (closed) (Atlanta): 1-0
Metrodome (Minneapolis): 1-6-0
NRG Stadium (closed) (Houston): 6-6-0
RCA Dome (Indianapolis): 4-7-0
Silverdome (Detroit): 2-1-0
Superdome (New Orleans): 6-2-0
U.S. Bank Stadium (Minnesota): 1-0

HOTTEST/COLDEST GAMES

SIX HOTTEST GAMES

DATE	OPPONENT	SCORE	WEATHER
9/11/83	at L.A. Raiders	6-20 (L)	96°, clear
9/9/90	at Atlanta	27-47 (L)	94°, partly cloudy
10/7/62	BUFFALO	17-14 (W)	93°, showers
9/14/65	N.Y. JETS	27-21 (W)	93°, sunny
9/15/19	INDIANAPOLIS	17-19 (L)	93°, sunny
10/6/63	at Kansas City	7-28 (L)	92°, sunny

14 COLDEST GAMES

DATE	OPPONENT	SCORE	WEATHER
12/18/16	at Kansas City	19-17 (W)	1°, clear (-9° wind chill)
*1/10/04	at New England	14-17 (L)	4°, clear (-10° wind chill)
12/11/77	at Cleveland	19-15 (W)	7°, clear (-7° wind chill)
12/17/89	at Cincinnati	7-61 (L)	9°, overcast (0° wind chill)
*1/19/20	at Kansas City	24-35 (L)	17°, sunny (5° wind chill)
12/8/13	at Denver	28-51 (L)	18°, clear (11° wind chill)
12/26/10	at Kansas City	14-34 (L)	19°, cloudy (10° wind chill)
12/17/00	at Cleveland	24-0 (W)	20°, snow (-10° wind chill)
12/14/80	at Green Bay	22-3 (W)	20°, clear (9° wind chill)
*1/6/80	at Pittsburgh	13-27 (L)	22°, part. cloudy (12° wind chill)
12/15/85	at Cleveland	21-28 (L)	22°, overcast (-7° wind chill)
12/18/88	at Cleveland	23-28 (L)	22°, overcast (0° wind chill)
12/16/07	at Kansas City	26-17 (W)	22°, clear (14° wind chill)
12/31/17	vs. Jacksonville	15-10 (W)	23°, clear. (16° wind chill)

* Playoff game

ALL-TIME OFFENSIVE YARDS AND RANKINGS

Year	Total Plays	First Downs	Rush Yards (Rank)	Net Pass Yards (Rank)	Total Yards (Rank)	Total Points
1960	930	262	1,565 (3)	3,371 (1)	4,936 (1)	379
1961	964	293	1,896 (2)	4,392 (1)	6,288 (1)	513
1962	943	266	1,742 (4)	3,229 (2)	4,971 (2)	387
1963	870	254	1,210 (7)	3,222 (1)	4,432 (4)	302
1964	942	284	1,347 (7)	3,527 (2)	4,874 (4)	310
1965	905	227	1,178 (7)	2,813 (2)	3,991 (5)	298
1966	926	246	1,515 (5)	2,897 (4)	4,412 (7)	335
1967	828	207	2,122 (1)	1,381 (9)	3,503 (8)	258
1968	905	240	1,804 (4)	2,548 (4)	4,352 (5)	303
1969	965	256	1,706 (5)	2,825 (2)	4,531 (4)	278
1970	922	232	1,556 (19)	2,506 (7)	4,062 (10)	217
1971	815	201	1,106 (26)	2,409 (6)	3,515 (22)	251
1972	817	183	1,518 (23)	1,673 (23)	3,191 (26)	164
1973	840	193	1,388 (26)	1,919 (16)	3,307 (24)	199
1974	817	200	1,361 (26)	1,977 (20)	3,338 (24)	236
1975	900	234	2,068 (12)	1,869 (23)	3,937 (19)	293
1976	878	199	1,498 (27)	2,072 (15)	3,570 (24)	222
1977	879	228	1,989 (14)	1,875 (17)	3,864 (18)	299
1978	993	276	2,476 (6)	2,338 (18)	4,814 (16)	283
1979	1,034	268	2,571 (4)	2,256 (25)	4,827 (22)	362
1980	1,063	329	2,635 (2)	3,007 (17)	5,642 (4)	295
1981	947	241	1,734 (23)	2,777 (23)	4,511 (27)	281
1982	551	138	799 (26)	1,574 (19)	2,373 (28)	136
1983	1,033	295	1,998 (18)	2,902 (23)	4,900 (24)	288
1984	969	284	1,656 (23)	3,228 (17)	4,884 (23)	240
1985	998	270	1,570 (25)	3,082 (19)	4,652 (24)	284
1986	1,089	299	1,700 (19)	3,449 (13)	5,149 (16)	274
1987	998	294	1,923 (14)	3,300 (7)	5,223 (8)	345
1988	1,010	308	2,249 (4t)	2,956 (22)	5,205 (14)	424
1989	1,028	327	1,928 (12)	3,499 (10)	5,427 (9)	365
1990	1,006	376	1,417 (24)	4,805 (1)	6,222 (1)	405
1991	1,022	353	1,366 (23)	4,621 (1)	5,987 (2)	386
1992	958	339	1,626 (18)	4,029 (1)	5,655 (3)	352
1993	1,066	330	1,792 (12)	3,866 (3)	5,658 (3)	368
1994	1,036	278	1,682 (12)	2,799 (25)	4,481 (26)	226
1995	1,046	295	1,664 (18)	3,241 (19)	4,905 (23)	348
1996	972	287	1,950 (6)	3,098 (21)	5,048 (18)	345
1997	993	288	2,414 (3)	2,505 (29)	4,919 (18)	333
1998	1,016	308	1,970 (9)	3,291 (15)	5,261 (9)	330
1999	1,011	294	1,811 (13)	3,479 (13t)	5,290 (13)	392
2000	1,036	299	2,084 (7)	3,266 (16)	5,350 (14)	346
2001	1,026	288	1,794 (12)	3,558 (8t)	5,352 (8)	336
2002	1,032	312	1,952 (11)	3,320 (20)	5,272 (17)	367
2003	1,013	310	1,623 (26)	3,878 (5)	5,501 (8)	435
2004	1,053	308	1,871 (14)	3,616 (10)	5,487 (11)	344
2005	1,022	279	1,525 (23)	3,597 (9)	5,122 (17)	299
2006	945	261	2,214 (5)	2,596 (30)	4,810 (27)	324
2007	1,037	306	2,109 (5)	2,878 (27)	4,987 (21)	301
2008	973	268	2,199 (7)	2,819 (27)	5,018 (21)	375
2009	990	288	2,592 (2)	3,031 (23)	5,623 (12)	354
2010	907	252	1,727 (17)	3,107 (25)	4,834 (27)	356
2011	984	281	1,438 (31)	3,923 (12)	5,361 (17)	325
2012	957	260	1,687 (21)	3,323 (22)	5,010 (26)	330
2013	1,032	311	1,894 (14)	3,496 (21)	5,390 (22)	362
2014	919	258	1,447 (26)	3,412 (22)	4,859 (29)	254
2015	976	298	1,485 (25)	3,503 (25t)	4,988 (30)	299
2016	1,008	322	2,187 (3)	3,541 (25)	5,728 (11)	381
2017	974	290	1,833 (15)	3,191 (23)	5,024 (23)	334
2018	938	289	2,023 (7)	2,975 (29)	4,998 (25)	310
2019	949	317	2,223 (3)	3,582 (21)	5,805 (12)	402

ALL-TIME DEFENSIVE YARDS AND RANKINGS

Year	Total Plays	First Downs	Rush Yards (Rank)	Net Pass Yards (Rank)	Total Yards (Rank)	Total Points
1960	995	282	1,027 (2)	3,874 (8)	4,901 (6)	285
1961	899	235	1,634 (6)	2,391 (2)	4,025 (2)	242
1962	880	217	1,569 (3)	2,561 (2)	4,130 (2)	270
1963	873	256	1,710 (7)	2,606 (3)	4,316 (6)	372
1964	896	267	1,961 (7)	3,280 (6)	5,241 (8)	355
1965	946	271	2,683 (8)	2,470 (2)	5,153 (8)	429
1966	881	244	1,833 (7)	3,162 (8)	4,995 (9)	396
1967	910	233	1,637 (7)	2,418 (3)	4,055 (4)	199
1968	854	198	1,704 (4)	1,671 (1)	3,375 (1)	248
1969	833	183	1,556 (5)	2,217 (2)	3,773 (2)	279
1970	840	227	1,793 (17)	2,605 (24)	4,398 (25)	352
1971	880	237	1,723 (11)	2,072 (10)	3,795 (9)	330
1972	894	263	2,591 (25)	2,143 (11)	4,734 (23)	380
1973	929	274	2,410 (23)	2,237 (20)	4,647 (24)	447
1974	919	268	2,050 (19)	2,375 (20)	4,425 (22)	282
1975	952	264	1,680 (3)	2,457 (17)	4,137 (11)	226
1976	935	226	2,072 (16)	1,915 (8)	3,987 (10)	273
1977	933	247	1,815 (10)	2,142 (20)	3,957 (14)	230
1978	1,021	292	2,072 (9)	2,842 (24)	4,914 (17t)	298
1979	1,038	304	2,225 (17)	2,765 (14)	4,990 (13)	331
1980	932	259	1,811 (8)	2,801 (4)	4,612 (5)	251
1981	1,084	325	2,411 (24)	3,315 (17)	5,726 (24)	355
1982	613	187	1,225 (23)	2,213 (25)	3,438 (28)	245
1983	1,031	332	2,787 (28)	2,845 (4)	5,632 (22)	460
1984	1,075	345	2,789 (28)	3,179 (11)	5,968 (27)	437
1985	1,091	356	2,814 (28)	3,341 (18)	6,155 (27)	412
1986	1,054	285	2,035 (20)	2,999 (8)	5,034 (13)	329
1987	976	287	1,848 (17)	3,145 (17)	4,993 (17)	349
1988	985	304	1,592 (4)	3,266 (13)	4,858 (8)	365
1989	940	314	1,669 (9)	3,542 (17)	5,211 (13)	412
1990	890	279	1,575 (8)	3,060 (14)	4,635 (11)	307
1991	984	280	1,540 (6)	3,208 (14)	4,748 (9)	251
1992	907	254	1,634 (9)	2,577 (3)	4,211 (3)	258
1993	1,003	289	1,273 (1)	3,601 (23)	4,874 (14)	238
1994	971	275	2,120 (28)	2,795 (2)	4,915 (9)	352
1995	983	267	1,526 (8)	3,125 (3)	4,651 (5)	324
1996	956	271	1,385 (2)	3,225 (13)	4,610 (6)	319
1997	992	292	1,573 (4)	3,658 (27)	5,231 (22)	310
1998	955	279	1,610 (9t)	3,511 (20)	5,121 (16)	320
1999	994	300	1,550 (10)	3,695 (25)	5,245 (17)	324
2000	908	215	1,390 (3)	2,423 (1)	3,813 (1)	191
2001	996	300	1,431 (5)	4,084 (31)	5,515 (25)	388
2002	974	297	1,424 (2)	3,540 (25)	4,964 (10)	324
2003	926	275	1,295 (1)	3,606 (30)	4,901 (12)	324
2004	977	318	1,917 (18)	3,807 (26)	5,724 (27)	439
2005	960	294	1,894 (22)	3,216 (17)	5,110 (19)	421
2006	1,062	329	2,313 (30)	3,602 (27)	5,915 (32)	400
2007	978	268	1,478 (5)	3,187 (10)	4,665 (5)	297
2008	1,022	276	1,502 (6)	3,196 (9)	4,698 (7)	234
2009	1,038	323	1,711 (10t)	4,139 (31)	5,850 (28)	402
2010	1,139	356	1,851 (20)	4,032 (29)	5,883 (26)	339
2011	1,080	324	2,053 (24)	3,629 (14)	5,682 (T-18)	317
2012	1,086	358	2,035 (24)	3,964 (26)	5,999 (27)	471
2013	1,027	329	1,795 (20)	3,612 (11)	5,407 (14)	381
2014	1,099	357	2,195 (31)	3,773 (15)	5,968 (27)	438
2015	1,003	317	1,797 (18)	3,678 (7)	5,475 (12)	423
2016	1,031	324	1,413 (2)	4,307 (30)	5,720 (20)	378
2017	1,046	323	1,420 (4)	3,828 (25)	5,248 (13)	356
2018	1,001	298	1,863 (18)	3,471 (6)	5,334 (8)	303
2019	1,056	335	1,672 (12)	4,080 (24)	5,752 (21)	331



TENNESSEE
TITANS

UPDATED RECORDS

ALL-PRO AND PRO BOWL LEADERS

Most Associated Press All-Pro Seasons

Bruce Matthews, 7
 Tony Banfield, 3
 Charlie Hennigan, 3
 Al Jamison, 3
 Bob Talamini, 3
 George Webster, 3
 Robert Brazile, 2
 Miller Farr, 2
 Don Floyd, 2
 Leon Gray, 2
 Mike Munchak, 2

Most Pro Bowl Seasons

(AFL All-Star Game 1962-70; AFC-NFC Pro Bowl 1971-present)

Bruce Matthews, 14
 Mike Munchak, 9
 Elvin Bethea, 8
 Robert Brazile, 7
 Warren Moon, 6
 Bob Talamini, 6
 Earl Campbell, 5
 Jurrell Casey, 5
 Ray Childress, 5
 Charlie Hennigan, 5
 Ken Houston, 5
 Blaine Bishop, 4
 Curley Culp, 4
 Eddie George, 4
 Tony Banfield, 3
 George Blanda, 3
 Miller Farr, 3
 Fred Glick, 3
 Ed Husmann, 3
 Haywood Jeffires, 3
 Chris Johnson, 3
 Jevon Kearse, 3
Brett Kern, 3
Taylor Lewan, 3
 Steve McNair, 3
 Jim Norton, 3
 Bob Schmidt, 3
 Delanie Walker, 3
 George Webster, 3
 Frank Wycheck, 3

Most Consecutive Pro Bowl Seasons

(AFL All-Star Game 1962-70; AFC-NFC Pro Bowl 1971-present)

Bruce Matthews, 14
 Robert Brazile, 7
 Mike Munchak, 7
 Warren Moon, 6
 Bob Talamini, 6
 Jurrell Casey, 5
 Charlie Hennigan, 5
 Earl Campbell, 4
 Ray Childress, 4
 Curley Culp, 4
 Eddie George, 4
 Tony Banfield, 3
 Blaine Bishop, 3
 George Blanda, 3
 Miller Farr, 3
 Fred Glick, 3
 Ed Husmann, 3
 Haywood Jeffires, 3
 Chris Johnson, 3
 Jevon Kearse, 3
Brett Kern, 3
Taylor Lewan, 3
 Bob Schmidt, 3
 Delanie Walker, 3
 George Webster, 3
 Frank Wycheck, 3

ALL-TIME LEAGUE SEASON LEADERS

Rushing Yards

2020: **Derrick Henry**, 378-2,027
 2019: **Derrick Henry**, 303-1,540
 2009: Chris Johnson, 358-2,006
 1980: Earl Campbell, 373-1,934
 1979: Earl Campbell, 368-1,697
 1978: Earl Campbell*, 302-1,450
 1961: Billy Cannon, 200-948

Passing Touchdowns

1990: Warren Moon, 33
 1961: George Blanda, 36

Passer Rating

2019: **Ryan Tannehill**, 117.5
 2003: Steve McNair, 100.4

Receptions

1991: Haywood Jeffires, 100
 1964: Charlie Hennigan, 101

Receiving Yards

1975: Ken Burrough, 1,063
 1964: Charlie Hennigan, 1,546
 1961: Charlie Hennigan, 1,746

Touchdowns

1979: Earl Campbell, 19 (19r)
 1961: Bill Groman, 18 (1r, 17p)

Interceptions

2017: **Kevin Byard**, 8
 1979: Mike Reinfeldt, 12
 1967: Miller Farr, 10
 1965: W.K. Hicks, 9
 1963: Fred Glick, 12

Punting (Gross Avg.)

2017: **Brett Kern**, 49.7
 1998: Craig Hentrich, 47.2
 1993: Greg Montgomery, 45.6
 1992: Greg Montgomery, 46.9

Punt Returns

2006: Pacman Jones, 12.9
 1977: Billy Johnson, 15.4
 1975: Billy Johnson, 15.3
 1964: Bobby Jancik, 18.3

Kickoff Returns

2018: Darius Jennings, 31.7
 1967: Zeke Moore*, 28.9
 1963: Bobby Jancik, 29.3
 1962: Bobby Jancik*, 30.3
 1960: Ken Hall, 31.3

* Rookie

ALL-TIME TEAM LEADERS BY CATEGORY

CAREER RUSHING YARDS

Player	Years	Att	Yds	Avg	Lg	TD
1. Eddie George	1996-03	2,733	10,009	3.7	76	64
2. Earl Campbell	1978-84	1,979	8,574	4.3	81t	73
3. Chris Johnson	2008-13	1,742	7,965	4.6	94t	50
4. Derrick Henry	2016-20	1,182	5,860	5.0	99t	55
4. Lorenzo White	1988-94	1,000	4,079	4.1	44	29
6. Hoyle Granger	1966-70,72	773	3,514	4.5	69t	18
7. Steve McNair (QB)	1995-05	614	3,439	5.6	71t	36
8. Mike Rozier	1985-90	910	3,426	3.8	41	27
9. Charles Tolar	1960-66	907	3,277	3.6	40	21
10. Ronnie Coleman	1974-81	700	2,769	4.0	46t	16
11. Chris Brown	2003-07	643	2,757	4.3	52	16
12. LenDale White	2006-09	628	2,349	3.7	80t	24
13. Allen Pinkett	1986-91	561	2,324	4.1	60	21
14. Gary Brown	1991-95	477	2,115	4.4	39t	12
15. Fred Willis	1972-76	603	2,114	3.5	44	11
16. Billy Cannon	1960-63	512	2,111	4.1	64	14
DeMarco Murray	2016-17	477	1,946	4.1	75t	15
18. Rodney Thomas	1995-00	495	1,847	3.7	74t	12
19. Rob Carpenter	1977-81	433	1,788	4.1	77	12
20. Larry Moriarty	1983-86	415	1,624	3.9	80	13

SEASON RUSHING YARDS

Player	Year	Att	Yds	Avg	Lg	TD
1. Derrick Henry	2020	378	2,027	5.4	94t	17
2. Chris Johnson	2009	358	2,006	5.6	91t	14
3. Earl Campbell	1980	373	1,934	5.2	55t	13
4. Earl Campbell	1979	368	1,697	4.6	61t	19
5. Derrick Henry	2019	303	1,540	5.1	74t	16
6. Eddie George	2000	403	1,509	3.7	35t	14
7. Earl Campbell	1978	302	1,450	4.8	81t	13
8. Eddie George	1997	357	1,399	3.9	30	6
9. Earl Campbell	1981	361	1,376	3.8	43	10
10. Eddie George	1996	335	1,368	4.1	76	8
11. Chris Johnson	2010	316	1,364	4.3	76t	11
12. Eddie George	1999	320	1,304	4.1	40	9
13. Earl Campbell	1983	322	1,301	4.0	42	12
14. Eddie George	1998	348	1,294	3.7	37t	5
15. DeMarco Murray	2016	293	1,287	4.4	75t	9
16. Chris Johnson	2012	276	1,243	4.5	94t	6
17. Chris Johnson	2008	251	1,228	4.9	66t	9
18. Lorenzo White	1992	265	1,226	4.6	44	7
19. Travis Henry	2006	270	1,211	4.5	70t	7
20. Hoyle Granger	1967	236	1,194	5.1	67	6

CAREER PASSING YARDS

Player	Years	Att	Cmp	Pct	Yds	Y/A	TD	Int	Lg	Sk	Lst	Rate
1. Warren Moon	1984-93	4,546	2,632	57.9	33,685	7.41	196	166	87t	315	2,403	80.4
2. Steve McNair	1995-05	3,871	2,305	59.5	27,141	7.01	156	103	83t	229	1,398	83.3
3. George Blanda	1960-66	2,784	1,347	48.4	19,149	6.88	165	189	95	-	-	62.5
4. Dan Pastorini	1971-79	2,768	1,426	51.5	16,864	6.09	96	139	85t	222	1,977	61.0
5. Marcus Mariota	2015-19	1,765	1,110	62.9	13,207	7.48	76	44	75	155	992	89.6
6. Vince Young	2006-10	1,190	689	57.9	8,098	6.81	42	42	73	75	415	75.7
7. Kerry Collins	2006-10	1,081	613	56.7	6,804	6.29	33	29	80t	36	253	74.6
8. Ryan Tannehill	2019-20	767	516	67.3	6,561	8.55	55	13	91t	55	385	110.6
9. Ken Stabler	1980-81	742	458	61.7	5,190	6.99	27	46	79t	56	518	69.0
10. Pete Beathard	1967-69	822	379	46.1	5,128	6.24	26	51	86t	-	-	51.2
11. Jake Locker	2011-14	709	408	57.5	4,967	7.03	27	22	71t	60	378	79.0
12. Matt Hasselbeck	2011-12	739	457	61.8	4,938	6.68	25	19	80t	33	256	82.0
13. Chris Chandler	1995-96	676	409	60.5	4,559	6.74	33	21	76t	46	326	83.9
14. Cody Carlson	1988-94	659	370	56.1	4,469	6.78	21	28	81	54	374	70.0
15. Don Trull	1964-69	556	249	44.8	3,538	6.36	29	21	-	-	-	67.6
16. Billy Volek	2001-05	517	312	60.3	3,505	6.78	26	13	55t	45	306	86.9
17. Jacky Lee	1960-67	409	210	51.3	3,291	8.05	25	30	98t	-	-	68.2
18. Gifford Nielsen	1978-83	498	273	54.8	3,255	6.54	20	22	48	47	354	70.0
19. Neil O'Donnell	1999-03	367	215	58.6	2,664	7.26	16	11	67	18	144	83.2
Oliver Luck	1983-86	413	233	56.4	2,544	6.16	13	21	66	33	261	64.1

SEASON PASSING YARDS

Player	Year	Att	Cmp	Pct	Yds	Y/A	TD	Int	Lg	Sk	Lst	Rate
1. Warren Moon	1991	655	404	61.7	4,690	7.16	23	21	61t	23	174	81.7
2. Warren Moon	1990	584	362	62.0	4,689	8.03	33	13	87t	36	252	96.8
3. Ryan Tannehill	2020	481	315	65.5	3,819	7.94	33	7	75	24	173	106.5
4. Warren Moon	1989	464	280	60.3	3,631	7.83	23	14	55	35	267	88.9
5. Matt Hasselbeck	2011	518	319	61.6	3,571	6.89	18	14	80t	19	153	82.4
6. Warren Moon	1986	488	256	52.5	3,489	7.15	13	26	81t	41	332	62.3
7. Warren Moon	1993	520	303	58.3	3,485	6.70	21	21	80t	34	218	75.2
8. Marcus Mariota	2016	451	276	61.2	3,426	7.60	26	9	60	23	156	95.6
9. Steve McNair	2002	492	301	61.2	3,387	6.88	22	15	55	21	121	84.0
10. Steve McNair	2001	431	264	61.3	3,350	7.77	21	12	71t	37	251	90.2
11. Warren Moon	1984	450	259	57.6	3,338	7.42	12	14	76	47	371	76.9
12. George Blanda	1961	362	187	51.7	3,330	9.20	36	22	-	-	-	91.3
13. George Blanda	1964	505	262	51.9	3,287	6.51	17	27	-	-	-	61.4
14. Marcus Mariota	2017	453	281	62.0	3,232	7.13	13	15	75t	27	173	79.3
15. Steve McNair	1998	492	289	58.7	3,228	6.56	15	10	47	33	176	80.1
16. Steve McNair	2003	400	250	62.5	3,215	8.04	24	7	73	19	108	100.4
17. Ken Stabler	1980	457	293	64.1	3,202	7.01	13	28	79t	27	264	68.7
18. Steve McNair	2005	476	292	61.3	3,161	6.64	16	11	57	20	134	82.4
19. George Blanda	1963	423	224	53.0	3,003	7.10	24	25	-	-	-	70.1
20. Steve McNair	2000	396	248	62.6	2,847	7.19	15	13	56t	24	141	83.2

ALL-TIME TEAM LEADERS BY CATEGORY

CAREER RECEPTIONS

Player	Years	No	Yds	Avg	Lg	TD
1. Ernest Givins	1986-94	542	7,935	14.6	83t	46
2. Haywood Jeffires	1987-95	515	6,119	11.9	87t	47
3. Frank Wycheck (TE)	1995-03	482	4,958	10.3	42	27
4. Drew Hill	1985-91	480	7,477	15.6	81t	47
5. Derrick Mason	1997-04	453	6,114	13.5	71t	37
6. Charlie Hennigan	1960-66	410	6,823	16.6	80t	51
7. Ken Burrough	1971-81	408	6,907	16.9	85t	47
8. Delanie Walker (TE)	2013-19	381	4,423	11.6	68	28
9. Curtis Duncan	1987-93	322	3,935	12.2	72	20
10. Nate Washington	2009-14	307	4,591	15.0	80t	28
11. Kendall Wright	2012-16	280	3,244	11.6	52t	18
12. Drew Bennett	2001-06	273	4,033	14.8	55	25
13. Chris Johnson (RB)	2008-13	272	2,003	7.4	69t	8
14. Eddie George (RB)	1996-03	259	2,144	8.3	54	10
15. Bo Scaife (TE)	2005-10	251	2,383	9.5	44	12
16. Corey Davis	2017-20	207	2,851	13.8	75t	11
17. Tim Smith	1980-86	206	3,107	15.1	75t	12
18. Alvin Reed (TE)	1967-72	199	2,818	14.2	60	11
19. Webster Slaughter	1992-94	184	2,236	12.2	57	11
Lorenzo White (RB)	1988-94	184	1,674	9.1	69t	6

SEASON RECEPTIONS

Player	Year	No	Yds	Avg	Lg	TD
1. Charlie Hennigan	1964	101	1,546	15.3	53	8
2. Haywood Jeffires	1991	100	1,181	11.8	44	7
3. Derrick Mason	2004	96	1,168	12.2	37t	7
4. Derrick Mason	2003	95	1,303	13.7	50t	8
5. Delanie Walker	2015	94	1,088	11.6	61t	6
Kendall Wright	2013	94	1,079	11.5	45	2
7. Drew Hill	1991	90	1,109	12.3	61t	4
Haywood Jeffires	1992	90	913	10.1	47	9
9. Tim Smith	1983	83	1,176	14.2	47t	6
10. Curtis Duncan	1992	82	954	11.6	72	1
Charlie Hennigan	1961	82	1,746	21.3	80	12
12. Drew Bennett	2004	80	1,247	15.6	48t	11
Butch Woolfolk	1985	80	814	10.2	80t	4
14. Derrick Mason	2002	79	1,012	12.8	40	5
15. Webster Slaughter	1993	77	904	11.7	41	5
16. Delanie Walker	2017	74	807	10.9	42	3
Drew Hill	1990	74	1,019	13.8	57	5
Haywood Jeffires	1990	74	1,048	14.2	87t	8
Nate Washington	2011	74	1,023	13.8	57	7
20. Derrick Mason	2001	73	1,128	15.5	71t	9

CAREER RECEIVING YARDS

Player	Years	No	Yds	Avg	Lg	TD
1. Ernest Givins	1986-94	542	7,935	14.6	83t	46
2. Drew Hill	1985-91	480	7,477	15.6	81t	47
3. Ken Burrough	1971-81	408	6,906	16.9	85t	47
4. Charlie Hennigan	1960-66	410	6,823	16.6	83	51
5. Haywood Jeffires	1987-95	515	6,119	11.9	87t	47
6. Derrick Mason	1997-04	453	6,114	13.5	71t	37
7. Frank Wycheck	1995-03	482	4,958	10.3	42	27
8. Nate Washington	2009-14	307	4,591	15.0	80t	28
9. Delanie Walker	2013-19	381	4,423	11.6	68	28
10. Drew Bennett	2001-06	273	4,033	14.8	55t	25
11. Curtis Duncan	1987-93	322	3,935	12.2	72	20
12. Chris Sanders	1995-01	177	3,285	18.6	83t	17
13. Kendall Wright	2012-16	280	3,244	11.6	52t	18
14. Tim Smith	1980-86	206	3,107	15.1	75t	12
15. Charley Frazier	1962-68	179	3,060	17.1	80	22
16. Bill Groman	1960-62	143	2,976	20.8	80	32
17. Corey Davis	2017-20	207	2,851	13.8	75t	11
18. Alvin Reed	1967-72	199	2,818	14.2	60	11
19. Kenny Britt	2009-13	157	2,450	15.6	80t	19
20. Bo Scaife	2005-10	251	2,383	9.5	44	12

SEASON RECEIVING YARDS

Player	Year	No	Yds	Avg	Lg	TD
1. Charlie Hennigan	1961	82	1,746	21.3	80	12
2. Charlie Hennigan	1964	101	1,546	15.3	53	8
3. Bill Groman	1960	72	1,473	20.5	-	12
4. Derrick Mason	2003	95	1,303	13.7	50t	8
5. Drew Bennett	2004	80	1,247	15.6	48t	11
6. Haywood Jeffires	1991	100	1,181	11.8	44	7
7. Tim Smith	1983	83	1,176	14.2	47t	6
8. Bill Groman	1961	50	1,175	23.5	80	17
9. Drew Hill	1985	64	1,169	18.3	57t	9
10. Derrick Mason	2004	96	1,168	12.2	37t	7
11. Drew Hill	1988	72	1,141	15.8	57t	10
Tim Smith	1984	69	1,141	16.5	75t	4
13. Charley Frazier	1966	57	1,129	19.8	79	12
14. Derrick Mason	2001	73	1,128	15.5	71t	9
15. Drew Hill	1986	65	1,112	17.1	81t	5
16. Drew Hill	1991	90	1,109	12.3	61t	4
17. Delanie Walker	2015	94	1,088	11.6	61t	6
18. Kendall Wright	2013	94	1,079	11.5	45	2
19. A.J. Brown	2020	70	1,075	15.4	73t	11
20. Ken Burrough	1975	53	1,063	20.1	77t	8

CAREER SCORING

Player	Years	TD	Rush	Rec	Ret	XPM	FGM	2PT	Points
1. Al Del Greco	1991-00	0	0	0	0	322	246	0	1,060
2. Rob Bironas	2005-13	0	0	0	0	315	239	0	1,032
3. George Blanda	1960-66	4	4	0	0	301	91	0	598
4. Tony Zendejas	1985-90	0	0	0	0	197	117	0	548
5. Ryan Succop	2014-19	0	0	0	0	178	117	0	529
6. Eddie George	1996-03	74	64	10	0	0	0	3	450
7. Earl Campbell	1978-84	73	73	0	0	0	0	0	438
8. Toni Fritsch	1977-81	0	0	0	0	149	81	0	392
9. Derrick Henry	2016-20	58	55	3	0	0	0	1	350
Chris Johnson	2008-13	58	50	8	0	0	0	1	350
11. Skip Butler	1972-77	0	0	0	0	122	70	0	332
12. Charlie Hennigan	1960-66	51	0	51	0	0	0	0	306
13. Ken Burrough	1971-81	48	1	47	0	0	0	0	288
Ernest Givins	1986-94	48	1	46	1	0	0	0	288
Haywood Jeffires	1987-95	47	0	47	0	0	0	3	288
16. Drew Hill	1985-91	47	0	47	0	0	0	0	282
17. Derrick Mason	1997-04	40	0	37	3	0	0	1	242
18. Steve McNair	1995-05	36	36	0	0	0	0	3	222
19. Lorenzo White	1988-94	36	29	6	1	0	0	0	216
20. Billy Cannon	1960-63	35	14	20	1	0	0	1	212

ALL-TIME TEAM LEADERS BY CATEGORY

SEASON SCORING

Player	Year	TD	Rush	Rec	Ret	XPM	FGM	2PT	Points
1. Ryan Succop	2017	0	0	0	0	31	35	0	136
Al Del Greco	1998	0	0	0	0	28	36	0	136
3. Rob Bironas	2007	0	0	0	0	28	35	0	133
4. Al Del Greco	1996	0	0	0	0	35	32	0	131
5. Rob Bironas	2008	0	0	0	0	40	29	0	127
6. Al Del Greco	1993	0	0	0	0	39	29	0	126
7. Gary Anderson	2003	0	0	0	0	42	27	0	123
8. Rob Bironas	2011	0	0	0	0	34	29	0	121
9. Rob Bironas	2009	0	0	0	0	37	27	0	118
Al Del Greco	2000	0	0	0	0	37	27	0	118
11. Rob Bironas	2013	0	0	0	0	41	25	0	116
12. George Blanda	1960	4	4	0	0	46	15	0	115
Tony Zendejas	1989	0	0	0	0	40	25	0	115
14. Earl Campbell	1979	19	19	0	0	0	0	0	114
Al Del Greco	1995	0	0	0	0	33	27	0	114
Tony Zendejas	1988	0	0	0	0	48	22	0	114
17. Al Del Greco	1997	0	0	0	0	32	27	0	113
18. George Blanda	1961	0	0	0	0	64	16	0	112
19. Joe Nedney	2002	0	0	0	0	36	25	0	111
20. Rob Bironas	2012	0	0	0	0	35	25	0	110
Rob Bironas	2010	0	0	0	0	38	24	0	110

CAREER KICKOFF RETURNS (YARDS)

Player	Years	No	Yds	Avg	Lg	TD
1. Bobby Jancik	1962-67	158	4,185	26.5	61	0
2. Derrick Mason	1997-04	156	3,496	22.4	101t	1
3. Carl Roaches	1980-84	150	3,276	21.8	97t	2
4. Billy Johnson	1974-80	121	2,902	24.0	81t	2
5. Marc Mariani	2010-13,16	118	2,838	24.1	98t	1
6. Mel Gray	1995-97	111	2,592	23.4	88	0
7. Adam Jones	2005-06	63	1,648	26.2	85	0
8. Zeke Moore	1967-77	64	1,618	25.3	92t	1
9. Darius Reynaud	2012-13	68	1,595	23.5	105t	1
10. Willie Drewrey	1985-93	75	1,581	21.1	50	0
11. Allen Pinkett	1986-91	80	1,577	19.7	48	0
12. Jerry LeVias	1969-70	64	1,538	24.0	87	0
13. Bobby Wade	2005-06	50	1,194	23.9	48	0
14. Billy Cannon	1960-63	46	1,186	25.8	88t	1
15. Leonard Harris	1987-93	53	1,130	21.3	63	0
16. Leon Washington	2013-14	47	1,219	25.9	95	0
17. Chris Carr	2008	35	984	28.1	52	0
18. Mike Archie	1996-98	46	961	20.9	50	0
19. Bob Gresham	1973-74	36	903	25.1	103t	1
20. Willie Tullis	1981-84	38	886	23.3	95t	1

SEASON KICKOFF RETURNS (AVG.)

Player	Year	No	Yds	Avg	Lg	TD
1. Darius Jennings	2018	22	698	31.7	94t	1
2. Ken Hall	1960	19	594	31.3	104t	1
3. Bobby Jancik	1962	24	726	30.3	61	0
4. Bobby Jancik	1963	45	1,317	29.3	53	0
5. Chris Carr	2008	35	984	28.1	52	0
6. Carl Roaches	1981	28	769	27.5	96t	1
7. Billy Johnson	1974	29	785	27.1	67	0
8. Derrick Mason	2000	42	1,132	27.0	66	0
9. Bob Gresham	1973	27	723	26.8	103t	1
10. Adam Jones	2005	43	1,127	26.2	85	0
11. Linzy Cole	1971	32	834	26.1	45	0
12. Adam Jones	2006	20	521	26.1	70	0
13. Bobby Jancik	1966	34	875	25.7	53	0
14. Steve Brown	1983	31	795	25.6	93t	1
15. Marc Mariani	2010	60	1,530	25.5	98t	1
16. Billy Johnson	1977	25	630	25.2	76t	1
17. Alvin Haymond	1973	28	703	25.1	47	0
18. Jerry LeVias	1969	38	940	24.7	87	0
19. Willie Drewrey	1985	26	642	24.7	50	0
20. Zeke Moore	1968	32	787	24.6	45	0

CAREER PUNT RETURNS (YARDS)

Player	Years	No	FC	Yds	Avg	Lg	TD
1. Billy Johnson	1974-80	155	21	2,040	13.2	87t	5
2. Derrick Mason	1997-04	182	94	1,590	8.7	69t	2
3. Carl Roaches	1980-84	151	31	1,095	7.3	68	0
4. Marc Mariani	2010-13,16	102	57	1,054	10.3	87t	2
5. Willie Drewrey	1985-93	104	45	771	7.4	25	0
6. Adam Jones	2005-06	63	11	712	11.3	90t	4
7. Mel Gray	1995-97	69	45	652	9.4	40	0
8. Bobby Jancik	1962-67	67	-	647	9.7	82	1
9. Darius Reynaud	2012-13	49	25	545	11.1	81t	2
10. Jerry LeVias	1969-70	60	19	505	8.4	46	0
11. Kenny Johnson	1986-89	73	32	488	6.7	26	0
12. Adoree' Jackson	2017-20	53	19	464	8.8	46	0
13. Justin McCareins	2001-08	37	21	403	10.9	58t	1
14. Ernest Givins	1986-94	56	-	397	7.1	78t	1
15. Larry Carwell	1967-68	36	6	381	10.6	54	0
16. Dexter McCluster	2014-15	46	29	372	8.1	48	0
17. Fred Glick	1961-66	44	-	326	7.4	-	0
18. Chris Carr	2008	32	20	323	10.1	44	0
19. Chris Davis	2007-08	33	13	299	9.1	39	0
20. Ken Houston	1967-72	45	12	252	5.6	33	0

SEASON PUNT RETURNS (AVG.)

Player	Year	No	FC	Yds	Avg	Lg	TD
1. Billy Johnson	1977	35	8	539	15.4	87t	2
2. Billy Johnson	1975	40	1	612	15.3	83t	3
3. Billy Johnson	1974	30	3	409	13.6	49	0
4. Darius Reynaud	2012	31	17	410	13.2	81t	2
5. Derrick Mason	2000	51	17	662	13.0	69t	1
6. Adam Jones	2006	34	3	440	12.9	90t	3
7. Marc Mariani	2010	27	17	329	12.2	87t	1
8. Justin McCareins	2003	29	17	330	11.4	58t	1
9. Marc Mariani	2011	46	18	490	10.7	79t	1
10. Billy Johnson	1976	38	9	403	10.6	46	0
11. Mel Gray	1995	30	20	303	10.1	20	0
12. Chris Carr	2008	32	20	323	10.1	44	0
13. Chris Davis	2007	31	12	293	9.5	39	0
14. Adam Jones	2005	29	8	272	9.4	52t	1
15. Mel Gray	1996	22	15	205	9.3	40	0
Adoree' Jackson	2018	16	9	148	9.3	26	0
17. Dexter McCluster	2015	24	15	217	9.0	37	0
18. Fred Glick	1963	19	-	171	9.0	22	0
19. Willie Drewrey	1985	24	10	215	9.0	23	0
20. Derrick Mason	1999	26	15	225	8.7	65t	1

ALL-TIME TEAM LEADERS BY CATEGORY

CAREER PUNTING (PUNTS)

Player	Years	Punt	Blk	Yds	Avg	TB	In20	Lg	NetAvg
1. Brett Kern	2009-20	876	5	40,228	45.9	47	355	79	40.8
2. Craig Hentrich	1998-09	861	1	36,926	42.9	95	295	78	37.2
3. Jim Norton	1960-68	522	7	21,961	42.1	-	-	79	-
4. Cliff Parsley	1977-82	431	3	17,136	39.8	33	85	62	32.3
5. Dan Pastorini	1971-79	316	1	12,530	39.7	-	-	74	-
6. Greg Montgomery	1988-93	310	6	13,529	43.6	35	74	77	36.6
7. Lee Johnson	1985-87	212	0	8,739	41.2	20	53	66	35.1
8. John James	1982-84	198	1	7,878	39.8	15	36	56	32.4
9. Rich Camarillo	1994-95	173	1	7,280	42.1	17	61	60	35.7
10. Reggie Roby	1996-97	140	1	6,022	43.0	8	50	68	36.7

SEASON PUNTING (AVERAGE)

Player	Year	Punt	Blk	Yds	Avg	TB	In20	Lg	NetAvg
1. Brett Kern	2017	75	0	3,728	49.7	5	28	74	44.6
2. Brett Kern	2012	81	2	3,855	47.6	5	30	71	40.4
3. Brett Kern	2015	88	0	4,175	47.4	1	34	61	40.3
4. Craig Hentrich	1998	69	0	3,258	47.2	11	18	71	39.2
5. Brett Kern	2019	78	0	3,672	47.1	2	37	70	43.1
Brett Kern	2018	74	1	3,483	47.1	3	39	62	41.7
7. Greg Montgomery	1992	53	2	2,487	46.9	9	14	66	37.3
8. Brett Kern	2014	88	1	4,118	46.8	7	28	79	40.8
9. Brett Kern	2020	37	0	1,695	45.8	3	22	66	41.5
10. Greg Montgomery	1993	54	0	2,462	45.6	5	13	77	39.1

CAREER INTERCEPTIONS

Player	Years	No	Yds	Avg	Lg	TD
1. Jim Norton	1960-68	45	592	13.2	56	1
2. Cris Dishman	1988-96	31	348	11.2	43	1
3. Fred Glick	1961-66	30	390	13.0	45	1
4. Tony Banfield	1960-65	27	224	8.3	58	0
W.K. Hicks	1964-69	27	457	16.9	62	0
Darryll Lewis	1991-98	27	540	20.0	98t	5
7. Mike Reinfeldt	1976-83	26	375	14.4	39	0
8. Michael Griffin	2007-15	25	328	13.1	83t	1
Ken Houston	1967-72	25	650	26.0	78	9
10. Zeke Moore	1967-77	24	444	18.5	74	2
11. Willie Alexander	1971-79	23	379	16.5	95t	1
Samari Rolle	1998-04	23	349	15.2	81t	1
13. Marcus Robertson	1991-00	22	428	19.5	69	0
14. Gregg Bingham	1973-84	21	279	13.3	54	0
15. Keith Bulluck	2000-09	19	192	10.1	35	1
Miller Farr	1967-69	19	416	21.9	67	5
17. Kevin Byard	2016-20	18	210	11.7	33	0
Steve Brown	1983-90	18	264	14.7	44t	1
19. Andre Dyson	2001-04	16	260	16.3	51t	3
Bubba McDowell	1989-94	16	190	11.9	26t	1
Chris Hope	2006-11	16	266	16.6	61t	1

SEASON INTERCEPTIONS

Player	Year	No	Yds	Avg	Lg	TD
1. Fred Glick	1963	12	180	15.0	45	1
Mike Reinfeldt	1979	12	205	17.1	39	0
3. Miller Farr	1967	10	264	26.4	67	3
4. W.K. Hicks	1965	9	156	17.3	31	0
Ken Houston	1971	9	220	24.4	48t	4
Jim Norton	1961	9	150	16.7	36	0
7. Kevin Byard	2017	8	130	16.3	33	0
Tony Banfield	1961	8	136	17.0	58	0
<i>Pete Jaquess</i>	<i>1964</i>	<i>8</i>	<i>141</i>	<i>17.6</i>	<i>98t</i>	<i>1</i>
Richard Johnson	1990	8	100	12.5	35	1
Jim Norton	1962	8	75	9.4	36	0
12. Tony Banfield	1963	7	21	3.0	14	0
Michael Griffin	2008	7	172	24.6	83t	1
Jim Norton	1965	7	52	7.4	18	0
Marcus Robertson	1993	7	137	19.6	69	0
Samari Rolle	2000	7	140	20.0	81t	1
Jack Tatum	1980	7	100	14.3	35	0

18. (15 tied with 6)

CAREER SACKS

Player	Years	No
1. Elvin Bethea	1968-83	105.0
2. Ray Childress	1985-95	75.5
3. Jesse Baker	1979-87	66.0
4. William Fuller	1986-93	59.0
5. Sean Jones	1988-93	57.5
6. Jevon Kearse	1999-03, 08-09	52.0
7. Jurrell Casey	2011-19	51.0
8. Robert Brazile	1975-84	48.0
9. Ted Washington	1973-82	45.0
10. Derrick Morgan	2010-18	44.5
11. Kyle Vanden Bosch	2005-09	38.5
12. Curley Culp	1974-80	31.0

SEASON SACKS

Player	Year	No
1. Elvin Bethea	1973	17.0
2. <i>Jesse Baker</i>	<i>1979</i>	<i>15.5</i>
3. William Fuller	1991	15.0
4. Elvin Bethea	1976	14.5
<i>Jevon Kearse</i>	<i>1999</i>	<i>14.5</i>
6. Elvin Bethea	1971	13.0
Ray Childress	1992	13.0
Sean Jones	1993	13.0
9. Jason Babin	2010	12.5
Sean Jones	1990	12.5
Kyle Vanden Bosch	2005	12.5

ALL-TIME TEAM LEADERS BY CATEGORY

CAREER TACKLES (SINCE 1974)

Player	Years	No
1. Gregg Bingham	1973-84	1,970
2. Robert Brazile	1975-84	1,281
3. Keith Bulluck	2000-09	1,265
4. Michael Griffin	2007-15	912
5. Ted Washington	1973-82	907
6. Al Smith	1987-96	877
7. John Grimsley	1984-90	836
8. Blaine Bishop	1993-01	788
9. Ray Childress	1985-95	784
10. Steve Kiner	1974-78	738

SEASON TACKLES (SINCE 1974)

Player	Year	No
1. Gregg Bingham	1978	223
2. Gregg Bingham	1980	212
3. Gregg Bingham	1974	206
4. Gregg Bingham	1979	203
5. John Grimsley	1986	199
6. Robert Abraham	1984	198
7. Gregg Bingham	1976	191
8. Gregg Bingham	1977	190
9. Gregg Bingham	1975	185
Robert Brazile	1978	185

YEAR-BY-YEAR LEADERS

RUSHING

Year	Player	Att	Yds	Avg	Lg	TD
1960	Billy Cannon	152	644	4.2	39	1
1961	Billy Cannon	200	948	4.7	61t	6
1962	Charles Tolar	244	1,012	4.1	25	7
1963	Charles Tolar	194	659	3.4	33	3
1964	Sid Blanks	145	756	5.2	91t	6
1965	Ode Burrell	130	528	4.1	63	3
1966	Ode Burrell	122	406	3.3	45	0
1967	Hoyle Granger	236	1,194	5.1	67t	6
1968	Hoyle Granger	202	848	4.2	47	7
1969	Hoyle Granger	186	740	4.0	23	3
1970	Joe Dawkins	124	517	4.2	49t	2
1971	Robert Holmes	112	323	2.9	31	4
1972	Fred Willis	134	461	3.4	43	0
1973	Fred Willis	171	579	3.4	25	4
1974	Willie Rodgers	122	413	3.4	20	5
1975	Ronnie Coleman	175	790	4.5	46t	5
1976	Ronnie Coleman	171	684	4.0	39	2
1977	Ronnie Coleman	185	660	3.6	22	5
1978	Earl Campbell	302	1,450	4.8	81t	13
1979	Earl Campbell	368	1,697	4.6	61t	19
1980	Earl Campbell	373	1,934	5.2	55t	13
1981	Earl Campbell	361	1,376	3.9	43	10
1982	Earl Campbell	157	538	3.4	22	2
1983	Earl Campbell	322	1,301	4.0	42	12
1984	Larry Moriarty	189	785	4.2	51	6
1985	Mike Rozier	133	462	3.5	30	8
1986	Mike Rozier	199	662	3.3	19t	4
1987	Mike Rozier	229	957	4.2	41	3
1988	Mike Rozier	251	1,002	4.0	28	10
1989	Alonzo Highsmith	128	531	4.1	25	4
1990	Lorenzo White	168	702	4.2	22	8
1991	Allen Pinkett	171	720	4.2	32	9
1992	Lorenzo White	265	1,226	4.6	44	7
1993	Gary Brown	195	1,002	5.1	26	6
1994	Lorenzo White	191	757	4.0	33	3
1995	Rodney Thomas	251	947	3.8	74t	5
1996	Eddie George	335	1,368	4.1	76	8
1997	Eddie George	357	1,399	3.9	30	6
1998	Eddie George	348	1,294	3.7	37t	5
1999	Eddie George	320	1,304	4.1	40	9
2000	Eddie George	403	1,509	3.7	35t	14
2001	Eddie George	315	939	3.0	27	5
2002	Eddie George	343	1,165	3.4	35	12
2003	Eddie George	312	1,031	3.3	27	5
2004	Chris Brown	220	1,067	4.9	52	6
2005	Chris Brown	224	851	3.8	38t	5
2006	Travis Henry	270	1,211	4.5	70t	7
2007	LenDale White	303	1,110	3.7	28	7
2008	Chris Johnson	251	1,228	4.9	66t	9
2009	Chris Johnson	358	2,006	5.6	91t	14
2010	Chris Johnson	316	1,364	4.3	76t	11
2011	Chris Johnson	262	1,047	4.0	48t	4
2012	Chris Johnson	276	1,243	4.5	94t	6
2013	Chris Johnson	279	1,077	3.9	30t	6
2014	Bishop Sankey	152	569	3.7	22	2
2015	Antonio Andrews	143	520	3.6	38	3
2016	DeMarco Murray	293	1,287	4.4	75t	9
2017	Derrick Henry	176	744	4.2	75t	5
2018	Derrick Henry	215	1,059	4.9	99t	12
2019	Derrick Henry	303	1,540	5.1	74t	16
2020	Derrick Henry	378	2,027	5.4	94t	17

PASSING

Year	Player	Att	Cmp	Yds	Pct	TD	Int	Avg
1960	George Blanda	363	169	2,413	46.6	24	22	6.7
1961	George Blanda	362	187	3,330	51.7	36	22	9.2
1962	George Blanda	418	197	2,810	47.1	27	42	6.7
1963	George Blanda	423	224	3,003	52.9	24	25	7.0
1964	George Blanda	505	262	3,282	51.9	17	27	6.4
1965	George Blanda	442	186	2,542	42.1	20	30	5.8
1966	George Blanda	271	122	1,764	45.0	17	21	6.4
1967	Pete Beathard	231	94	1,114	40.7	9	14	4.8
1968	Pete Beathard	223	105	1,559	47.1	7	16	6.9
1969	Pete Beathard	370	180	2,455	48.6	10	21	6.4
1970	Charley Johnson	281	144	1,652	51.2	7	12	5.9
1971	Dan Pastorini	270	127	1,702	47.0	7	21	6.3
1972	Dan Pastorini	299	144	1,711	48.2	7	11	5.7
1973	Dan Pastorini	290	154	1,482	53.1	5	17	5.1
1974	Dan Pastorini	247	140	1,571	56.7	10	10	6.4
1975	Dan Pastorini	342	163	2,053	47.7	14	16	6.0
1976	Dan Pastorini	309	167	1,785	53.5	10	10	5.7
1977	Dan Pastorini	319	169	1,987	53.0	13	18	6.2
1978	Dan Pastorini	368	199	2,473	54.1	16	17	6.7
1979	Dan Pastorini	324	163	2,090	50.3	14	18	6.5
1980	Ken Stabler	454	293	3,202	64.5	13	28	7.0
1981	Ken Stabler	285	165	1,988	57.9	14	18	6.9
1982	Archie Manning	125	66	877	52.8	6	6	7.0
1983	Oliver Luck	217	124	1,375	57.1	8	13	6.3
1984	Warren Moon	450	259	3,338	57.6	12	14	7.4
1985	Warren Moon	377	200	2,709	53.1	15	19	7.2
1986	Warren Moon	488	256	3,489	52.5	13	26	7.2
1987	Warren Moon	368	184	2,806	50.0	21	18	7.6
1988	Warren Moon	294	160	2,327	54.4	17	8	7.9
1989	Warren Moon	464	280	3,631	60.3	23	14	7.8
1990	Warren Moon	584	362	4,689	62.0	33	13	8.0
1991	Warren Moon	655	404	4,690	61.7	23	21	7.2
1992	Warren Moon	346	224	2,521	64.7	18	12	7.3
1993	Warren Moon	520	303	3,485	58.3	21	21	6.7
1994	Billy Joe Tolliver	240	121	1,287	50.4	6	7	5.4
1995	Chris Chandler	356	225	2,460	63.2	17	10	6.9
1996	Chris Chandler	320	184	2,099	57.5	16	11	6.6
1997	Steve McNair	415	216	2,665	52.0	14	13	6.4
1998	Steve McNair	492	289	3,228	58.7	15	10	6.5
1999	Steve McNair	331	187	2,179	56.5	12	8	6.6
2000	Steve McNair	396	248	2,847	62.6	15	13	7.2
2001	Steve McNair	431	264	3,350	61.3	21	12	7.8
2002	Steve McNair	492	301	3,387	61.2	22	15	6.9
2003	Steve McNair	400	250	3,215	62.5	24	7	8.0
2004	Billy Volek	357	218	2,486	61.1	18	10	7.0
2005	Steve McNair	476	292	3,161	61.3	16	11	6.6
2006	Vince Young	357	184	2,199	51.5	12	13	6.2
2007	Vince Young	382	238	2,546	62.3	9	17	6.7
2008	Kerry Collins	415	242	2,676	58.3	12	7	6.5
2009	Vince Young	259	152	1,879	58.7	10	7	7.3
2010	Kerry Collins	278	160	1,823	57.6	14	8	6.6
2011	Matt Hasselbeck	518	319	3,571	61.6	18	14	6.9
2012	Jake Locker	314	177	2,176	56.4	10	11	6.9
2013	Ryan Fitzpatrick	350	217	2,454	62.0	14	12	7.0
2014	Zach Mettenberger	179	107	1,412	59.8	8	7	7.9
2015	Marcus Mariota	370	230	2,818	62.2	19	10	7.6
2016	Marcus Mariota	451	276	3,426	61.2	26	9	7.6
2017	Marcus Mariota	453	281	3,232	62.0	13	15	7.1
2018	Marcus Mariota	331	228	2,528	68.9	11	8	7.6
2019	Ryan Tannehill	286	201	2,742	70.3	22	6	9.6
2020	Ryan Tannehill	481	315	3,819	65.5	33	7	7.9

YEAR-BY-YEAR LEADERS

RECEIVING							SCORING					
Year	Player	No	Yds	Avg	Lg	TD	Year	Player	TD	PAT	FG	Tot
1960	Bill Groman	72	1,473	20.5	80t	12	1960	George Blanda	4	46	15	115
1961	Charlie Hennigan	82	1,746	21.3	80t	12	1961	George Blanda	0	64	16	112
1962	Charlie Hennigan	54	867	16.1	75t	8	1962	George Blanda	0	48	11	81
1963	Charlie Hennigan	61	1,051	17.2	83t	10	1963	George Blanda	0	37	9	64
1964	Charlie Hennigan	101	1,546	15.3	53t	8	1964	George Blanda	0	38	13	76
1965	Ode Burrell (RB)	55	650	11.8	52t	4	1965	George Blanda	0	28	11	61
1966	Charles Frazier	57	1,129	19.8	79t	12	1966	George Blanda	0	39	16	87
1967	Hoyle Granger (RB)	31	300	9.6	43	3	1967	John Wittenborn	0	30	14	72
1968	Alvin Reed (TE)	46	747	16.2	60	5	1968	Wayne Walker	0	26	8	50
1969	Alvin Reed (TE)	51	664	13.0	43	2	1969	Roy Gerela	0	29	19	86
1970	Alvin Reed (TE)	47	604	12.9	34	2	1970	Roy Gerela	0	23	18	77
1971	Jim Beirne	38	550	14.5	40	1	1971	Mark Moseley	0	25	16	73
1972	Fred Willis (RB)	45	297	6.6	27	2	1972	Skip Butler	0	12	16	51
1973	Fred Willis (RB)	57	371	6.5	50	1	1973	Skip Butler	0	15	21	66
1974	Ken Burrough	36	492	13.7	51	2	1974	Skip Butler	0	29	9	56
1975	Ken Burrough	53	1,063	20.1	77t	8	1975	Skip Butler	0	31	18	85
1976	Ken Burrough	51	932	18.2	69	7	1976	Skip Butler	0	24	16	72
1977	Ken Burrough	43	816	19.0	85t	8	1977	Toni Fritsch	0	19	12	55
1978	Ken Burrough	47	624	13.3	44	2	1978	Earl Campbell (RB)	13	0	0	78
1979	Ken Burrough	40	752	18.8	55t	6	1979	Earl Campbell (RB)	19	0	0	114
1980	Mike Barber (TE)	59	712	12.1	79t	5	1980	Toni Fritsch	0	26	19	83
1981	Ken Burrough	40	668	16.7	71t	7	1981	Toni Fritsch	0	32	15	77
1982	Dave Casper (TE)	36	573	15.9	38	6	1982	Dave Casper (TE)	6	0	0	36
1983	Tim Smith	83	1,176	14.2	47t	6	1983	Florian Kempf	0	33	17	84
1984	Tim Smith	69	1,141	16.5	75t	4	1984	Joe Cooper	0	13	11	46
1985	Butch Woolfolk (RB)	80	814	10.2	80t	4	1985	Tony Zendejas	0	29	21	92
1986	Drew Hill	65	1,112	17.1	81t	5	1986	Tony Zendejas	0	28	22	94
1987	Ernest Givins	53	933	17.6	83t	6	1987	Tony Zendejas	0	32	20	92
1988	Drew Hill	72	1,141	15.8	57t	10	1988	Tony Zendejas	0	48	22	114
1989	Drew Hill	66	938	14.2	50	8	1989	Tony Zendejas	0	40	25	115
1990	Haywood Jeffires	74	1,048	14.2	87t	8	1990	Lorenzo White (RB)	12	0	0	72
	Drew Hill	74	1,019	13.8	57	5	1991	Ian Howfield	0	25	13	64
1991	Haywood Jeffires	100	1,181	11.8	44	7	1992	Al Del Greco	0	41	21	104
1992	Haywood Jeffires	90	913	10.1	47	9	1993	Al Del Greco	0	39	29	126
1993	Webster Slaughter	77	904	11.7	41	5	1994	Al Del Greco	0	18	16	66
1994	Webster Slaughter	68	846	12.4	57	2	1995	Al Del Greco	0	33	27	114
	Haywood Jeffires	68	783	11.5	50	6	1996	Al Del Greco	0	35	32	131
1995	Haywood Jeffires	61	684	11.2	35t	8	1997	Al Del Greco	0	32	27	113
1996	Frank Wycheck (TE)	53	511	9.6	29	6	1998	Al Del Greco	0	28	36	136
1997	Frank Wycheck (TE)	63	748	11.9	42	4	1999	Al Del Greco	0	43	21	106
1998	Frank Wycheck (TE)	70	768	11.0	38	2	2000	Al Del Greco	0	37	27	118
1999	Frank Wycheck (TE)	69	641	9.3	35	2	2001	Joe Nedney	0	34	20	94
2000	Frank Wycheck (TE)	70	636	9.1	26	4	2002	Joe Nedney	0	36	25	111
2001	Derrick Mason	73	1,128	15.5	71t	9	2003	Gary Anderson	0	42	27	123
2002	Derrick Mason	79	1,012	12.8	40	5	2004	Gary Anderson	0	37	17	88
2003	Derrick Mason	95	1,303	13.7	50t	8	2005	Rob Bironas	0	30	23	99
2004	Derrick Mason	96	1,168	12.2	37t	7	2006	Rob Bironas	0	32	22	98
2005	Drew Bennett	58	738	12.7	55t	4	2007	Rob Bironas	0	28	35	133
2006	Drew Bennett	46	737	16.0	39	3	2008	Rob Bironas	0	40	29	127
2007	Justin Gage	55	750	13.6	73	2	2009	Rob Bironas	0	37	27	118
	Roydell Williams	55	719	13.1	48	4	2010	Rob Bironas	0	38	24	110
2008	Bo Scaife (TE)	58	561	9.7	44	2	2011	Rob Bironas	0	34	29	121
2009	Chris Johnson (RB)	50	503	10.1	69t	2	2012	Rob Bironas	0	35	25	110
2010	Chris Johnson (RB)	44	245	5.6	25	1	2013	Rob Bironas	0	41	25	116
2011	Nate Washington	74	1,023	13.8	57	7	2014	Ryan Succop	0	27	19	84
2012	Kendall Wright	64	626	9.8	38	4	2015	Ryan Succop	0	29	14	71
2013	Kendall Wright	94	1,079	11.5	45	2	2016	Ryan Succop	0	39	22	105
2014	Delanie Walker	63	890	14.1	68	4	2017	Ryan Succop	0	31	35	136
2015	Delanie Walker	94	1,088	11.6	61t	6	2018	Ryan Succop	0	28	26	106
2016	Rishard Matthews	65	945	14.5	60	9	2019	Derrick Henry	18	0	0	108
	Delanie Walker	65	800	12.3	47	7	2020	Derrick Henry	17	0	0	104
2017	Delanie Walker	74	807	10.9	42	3						
2018	Corey Davis	65	891	13.7	51	4						
2019	A.J. Brown	52	1,051	20.2	91t	8						
2020	A.J. Brown	70	1,075	15.4	73t	11						

YEAR-BY-YEAR LEADERS

KICKOFF RETURNS

Year	Player	No	Yds	Avg	Lg	TD
1960	Ken Hall	19	594	31.3	104t	1
1961	Billy Cannon	18	439	24.4	47	0
1962	Bobby Jancik	24	726	30.3	61	0
1963	Bobby Jancik	45	1,315	29.3	53	0
1964	Ode Burrell	17	449	26.4	93t	1
1965	Bobby Jancik	18	430	23.9	43	0
1966	Bobby Jancik	34	875	25.7	53	0
1967	Zeke Moore	14	405	28.9	92	1
1968	Zeke Moore	32	787	24.6	45	0
1969	Jerry LeVias	38	940	24.7	87	0
1970	Jerry LeVias	26	598	23.0	37	0
1971	Linzy Cole	32	834	26.1	45	0
1972	Willie Rodgers	17	335	19.7	31	0
1973	Bob Gresham	27	723	26.8	103t	1
1974	Billy Johnson	29	785	27.1	67	0
1975	Billy Johnson	33	798	24.2	81t	1
1976	Billy Johnson	26	579	22.2	53	0
1977	Billy Johnson	25	630	25.2	76t	1
1978	Johnnie Dirden	32	780	24.4	60	0
1979	Richard Ellender	24	514	21.4	35	0
1980	Carl Roaches	37	746	20.2	46	0
1981	Carl Roaches	28	769	27.5	96t	1
1982	Carl Roaches	21	441	21.0	45	0
1983	Steve Brown	31	795	25.6	93t	1
1984	Carl Roaches	30	679	22.6	49	0
1985	Willie Drewrey	26	642	24.7	52	0
1986	Willie Drewrey	25	500	20.0	32	0
	Allen Pinkett	26	519	20.0	48	0
1987	Curtis Duncan	28	546	19.5	62	0
1988	Leonard Harris	34	678	19.9	56	0
1989	Kenny Johnson	21	372	17.7	39	0
1990	Gerald McNeil	27	551	20.4	64	0
1991	Allen Pinkett	26	508	19.5	41	0
1992	Pat Coleman	14	290	20.7	28	0
1993	Willie Drewrey	15	293	19.5	34	0
1994	Todd McNair	23	481	20.9	44	0
1995	Mel Gray	53	1,183	22.3	54	0
1996	Mel Gray	50	1,224	24.5	88	0
1997	Derrick Mason	26	551	21.2	54	0
1998	Mike Archie	42	913	21.7	50	0
1999	Derrick Mason	41	805	19.6	41	0
2000	Derrick Mason	42	1,132	27.0	66	0
2001	Derrick Mason	34	748	22.0	101t	1
2002	John Simon	20	371	18.6	29	0
2003	Jake Schifino	35	703	20.1	39	0
2004	Jason McAddley	38	849	22.3	45	0
2005	Pacman Jones	43	1,127	26.2	85	0
2006	Bobby Wade	50	1,194	23.9	48	0
2007	Michael Griffin	18	422	23.4	48	0
2008	Chris Carr	35	984	28.1	52	0
2009	Kenny Britt	24	523	21.8	56	0
2010	Marc Mariani	60	1,530	25.5	98t	1
2011	Marc Mariani	32	748	23.4	49	0
2012	Darius Reynaud	53	1,240	23.4	105t	1
2013	Leon Washington	16	481	30.1	95	0
2014	Leon Washington	31	738	23.8	52	0
2015	Dexter McCluster	13	285	21.9	32	0
2016	Marc Mariani	26	560	21.5	37	0
2017	Adoree' Jackson	25	578	23.1	57	0
2018	Darius Jennings	22	698	31.7	94t	1
2019	Kalif Raymond	18	403	22.4	45	0
2020	Kalif Raymond	15	275	18.3	30	0

PUNT RETURNS

Year	Player	No	Yds	Avg	Lg	TD
1960	Billy Cannon	4	96	24.0	51	0
1961	Billy Cannon	9	70	7.8	20	0
1962	Bobby Jancik	14	164	11.7	21	0
1963	Bobby Jancik	13	145	11.2	56	0
1964	Bobby Jancik	14	220	15.7	82t	1
1965	Bobby Jancik	12	85	7.1	25	0
1966	Ode Burrell	8	76	9.5	29	0
1967	Larry Carwell	9	154	17.1	54	0
1968	Sid Blanks	22	179	8.1	39	0
1969	Jerry LeVias	35	292	8.3	46	0
1970	Jerry LeVias	25	213	8.5	33	0
1971	Linzy Cole	14	107	7.6	31	0
1972	Ken Houston	25	148	5.9	33	0
1973	Jeff Severson	16	126	7.9	74	0
1974	Billy Johnson	30	409	13.6	49	0
1975	Billy Johnson	40	612	15.3	83t	3
1976	Billy Johnson	39	397	10.2	46	0
1977	Billy Johnson	35	539	15.4	87t	2
1978	Ronnie Coleman	16	142	8.9	32	0
1979	Richard Ellender	31	203	6.5	36	0
1980	Carl Roaches	47	384	8.2	68	0
1981	Carl Roaches	39	296	7.6	40	0
1982	Carl Roaches	19	104	5.5	25	0
1983	Carl Roaches	20	159	8.0	23	0
1984	Carl Roaches	26	152	5.8	18	0
1985	Willie Drewrey	24	215	9.0	23	0
1986	Willie Drewrey	25	262	7.7	25	0
1987	Kenny Johnson	24	196	8.2	26	0
1988	Kenny Johnson	30	170	5.7	16	0
1989	Kenny Johnson	19	122	6.4	19	0
1990	Gerald McNeil	30	172	5.7	26	0
1991	Pat Coleman	22	138	6.3	24	0
1992	Webster Slaughter	20	142	7.1	20	0
1993	Willie Drewrey	41	275	6.7	18	0
1994	Ernest Givins	37	210	5.7	78t	1
1995	Mel Gray	30	303	10.1	20	0
1996	Mel Gray	22	205	9.3	40	0
1997	Mel Gray	17	144	8.5	30	0
1998	Derrick Mason	31	228	7.4	25	0
1999	Derrick Mason	26	225	8.7	65t	1
2000	Derrick Mason	51	662	13.0	69t	1
2001	Derrick Mason	20	128	6.4	20	0
2002	John Simon	13	113	8.7	30	0
2003	Justin McCareins	29	330	11.4	58t	1
2004	Derrick Mason	24	93	3.9	13	0
2005	Pacman Jones	29	272	9.4	52t	1
2006	Pacman Jones	34	440	12.9	90t	3
2007	Chris Davis	31	293	9.5	39	0
2008	Chris Carr	32	323	10.1	44	0
2009	Alvin Pearman	11	112	10.2	18	0
2010	Marc Mariani	27	329	12.2	87t	1
2011	Marc Mariani	46	490	10.7	79t	1
2012	Darius Reynaud	31	410	13.2	81t	2
2013	Darius Reynaud	18	135	7.5	35	0
2014	Dexter McCluster	22	155	7.0	48	0
2015	Dexter McCluster	24	217	9.0	37	0
2016	Marc Mariani	29	235	8.1	18	0
2017	Adoree' Jackson	34	290	8.5	46	0
2018	Adoree' Jackson	16	148	9.3	26	0
2019	Adam Humphries	12	78	6.5	21	0
2020	Kalif Raymond	23	208	9.0	40	0

YEAR-BY-YEAR LEADERS

INTERCEPTIONS

Year	Player	No	Yds	Avg	Lg	TD
1960	Mark Johnston (CB)	4	42	10.5	33	0
	Dennit Morris (LB)	4	32	8.0	26	0
	Julian Spence (S)	4	5	1.3	5	0
1961	Jim Norton (S)	9	150	16.7	36	0
1962	Jim Norton (S)	8	75	9.4	36	0
1963	Fred Glick (S)	12	180	15.0	40	1
1964	Pete Jaquess (CB)	8	141	17.6	98t	1
1965	W.K. Hicks (CB)	9	156	17.3	31	0
1966	Jim Norton (S)	4	125	31.3	56	0
	Fred Glick (S)	4	47	11.8	41	0
1967	Miller Farr (CB)	10	264	26.4	67	3
1968	Ken Houston (S)	5	160	32.0	66t	2
1969	Miller Farr (CB)	6	48	8.0	35	0
1970	Zeke Moore (CB)	6	85	14.2	32	0
1971	Ken Houston (S)	9	220	24.4	48t	4
1972	Bob Atkins (S)	2	37	18.5	34	0
	John Charles (S)	2	6	3.0	6	0
1973	Guy Roberts (LB)	4	55	13.8	27	0
	Jeff Severson (S)	4	24	6.0	19	0
1974	Bob Atkins (S)	6	85	14.2	36	0
1975	Zeke Moore (CB)	5	137	27.4	74	0
1976	C.L. Whittington (S)	5	103	20.6	50	0
1977	Mike Reinfeldt (S)	5	78	15.6	30	0
1978	Willie Alexander (CB)	5	51	10.2	29	0
1979	Mike Reinfeldt (S)	12	205	17.1	39	0
1980	Jack Tatum (S)	7	100	14.3	35	0
1981	Greg Sterrick (CB)	3	94	31.3	38	0
	Carter Hartwig (DB)	3	78	26.0	36	0
1982	Robert Brazile (LB)	1	31	31.0	31	0
	Gregg Bingham (LB)	1	8	8.0	8	0
	Vernon Pery (S)	1	8	8.0	8	0
1983	Willie Tullis (DB)	5	65	13.0	44	0
1984	Willie Tullis (DB)	4	48	12.0	22	0
1985	Steve Brown (CB)	5	41	8.2	22	0
1986	Allen Lyday (S)	3	24	8.0	24	0
	Patrick Allen (CB)	3	20	6.7	18	0
1987	Keith Bostic (S)	6	-14	-2.3	7	0
1988	Jeff Donaldson (S)	4	29	7.3	23	0
1989	Steve Brown (CB)	5	54	10.8	41	0
1990	Richard Johnson (CB)	8	100	12.5	35	1
1991	Cris Dishman (CB)	6	61	10.2	43	0
1992	Jerry Gray (CB)	6	24	4.0	22	0
1993	Marcus Robertson (S)	7	137	19.6	69	0
1994	Darryll Lewis (CB)	5	57	11.4	20	0
1995	Darryll Lewis (CB)	6	145	24.2	98t	1
1996	Darryll Lewis (CB)	5	103	20.6	53	1
1997	Darryll Lewis (CB)	5	115	23.0	47t	1
	Marcus Robertson (S)	5	127	25.4	48	0
1998	Darryll Lewis (CB)	4	40	10.0	33	0
1999	Samari Rolle (CB)	4	65	16.3	30	0
2000	Samari Rolle (CB)	7	140	20.0	81t	1
2001	Andre Dyson (CB)	3	36	12.0	36	0
	Samari Rolle (CB)	3	3	1.0	3	0
2002	Lance Schulters (S)	6	56	9.3	28	0
2003	Samari Rolle (CB)	6	141	23.5	52	0
2004	Andre Dyson (CB)	6	135	22.5	44	0
2005	Reynaldo Hill (CB)	3	88	29.3	52t	1
2006	Chris Hope (S)	5	105	21.0	61t	1
2007	Keith Bulluck (LB)	5	63	12.6	35	0
2008	Michael Griffin (S)	7	172	24.6	83t	1
2009	Cortland Finnegan (CB)	5	194	38.8	80	1
2010	Michael Griffin (S)	4	50	12.5	28	0
2011	Michael Griffin (S)	2	0	0.0	0	0
	Jason McCourty (CB)	2	52	26.0	30	0
2012	Michael Griffin (S)	4	59	14.8	33	0
	Jason McCourty (CB)	4	29	7.3	28	0
2013	Alterraun Verner (CB)	5	68	13.6	34	1
2014	Jason McCourty (CB)	3	0	0.0	0	0
2015	Zach Brown (LB)	2	45	22.5	45	0
	Coty Sensabaugh (CB)	2	42	21.0	26t	1
2016	Perrish Cox (CB)	3	3	1.0	3	0
2017	Kevin Byard (S)	8	130	16.3	33	0
2018	Kevin Byard (S)	4	1	0.3	1	0
2019	Kevin Byard (S)	5	79	15.8	28	0
2020	Malcolm Butler (CB)	4	111	27.8	68	0
	Amani Hooker (S)	4	11	2.8	6	0

SACKS

Year	Player	Total
1960	Don Floyd (DE)	4
1961	Doug Cline (LB)	6
1962	Ed Husmann (DT)	10
1963	Ed Husmann (DT)	5
	Gary Cutsinger (DE)	5
1964	Ed Husmann (DT)	4
	Don Floyd (DE)	4
1965	Gary Cutsinger (DE)	7
1966	Gary Cutsinger (DE)	5
1967	George Rice (DT)	6
1968	Pat Holmes (DE)	6
1969	Elvin Bethea (DE)	14
1970	Elvin Bethea (DE)	9.5
1971	Elvin Bethea (DE)	13
1972	Mike Tilleman (DT)	12
1973	Elvin Bethea (DE)	17
1974	Ted Washington (LB)	11
1975	Curly Culp (DT)	11.5
1976	Elvin Bethea (DE)	14.5
1977	James Young (DE)	7.5
1978	Elvin Bethea (DE)	8
1979	Jesse Baker (DE)	15.5
1980	Mike Stensrud (DE)	7
1981	Jesse Baker (DE)	10
1982	Jesse Baker (DE)	7.5
1983	Jesse Baker (DE)	5.5
1984	Jesse Baker (DE)	11
1985	Jesse Baker (DE)	5.5
1986	Ray Childress (DE)	5
1987	Ray Childress (DE)	6
1988	Ray Childress (DE)	8.5
	William Fuller (DE)	8.5
1989	Ray Childress (DE)	8.5
1990	Sean Jones (DE)	12.5
1991	William Fuller (DE)	15
1992	Ray Childress (DE)	13
1993	Sean Jones (DE)	13
1994	Lamar Lathon (DE)	8.5
1995	Anthony Cook (DE)	4.5
	Henry Ford (DE)	4.5
1996	Anthony Cook (DE)	7.5
1997	Kenny Holmes (DE)	7
	Gary Walker (DT)	7
1998	Lonnie Marts (LB)	4
1999	Jevon Kearse (DE)	14.5
2000	Jevon Kearse (DE)	11.5
2001	Jevon Kearse (DE)	10.0
2002	Kevin Carter (DE)	10.0
2003	Jevon Kearse (DE)	9.5
2004	Kevin Carter (DE)	6.0
2005	Kyle Vanden Bosch (DE)	12.5
2006	Kyle Vanden Bosch (DE)	6.5
2007	Kyle Vanden Bosch (DE)	12
2008	Albert Haynesworth (DT)	8.5
2009	Jacob Ford (DE)	5.5
2010	Jason Babin (DE)	12.5
2011	Karl Klug (DT)	7.0
2012	Derrick Morgan (DE)	6.5
2013	Jurrell Casey (DT)	10.5
2014	Derrick Morgan (OLB)	6.5
2015	Jurrell Casey (DT)	7.0
	Brian Orakpo (OLB)	7.0
2016	Brian Orakpo (OLB)	10.5
2017	Derrick Morgan (OLB)	7.5
2018	Jurrell Casey (DT)	7.0
2019	Harold Landry III (OLB)	9.0
2020	Harold Landry III (OLB)	5.5

YEAR-BY-YEAR LEADERS

TACKLES (SINCE 1974)

Year	Player	Solo	Assist	Total
1974	Gregg Bingham (LB)	128	78	206
1975	Gregg Bingham (LB)	110	75	185
1976	Gregg Bingham (LB)	100	91	191
1977	Gregg Bingham (LB)	95	95	190
1978	Gregg Bingham (LB)	109	114	223
1979	Gregg Bingham (LB)	100	103	203
1980	Gregg Bingham (LB)	112	100	212
1981	Gregg Bingham (LB)	112	60	172
1982	Daryl Hunt (LB)	61	24	85
1983	Gregg Bingham (LB)	87	48	135
1984	Robert Abraham (LB)	106	92	198
1985	Avon Riley (LB)	80	67	147
1986	John Grimsley (LB)	112	87	199
1987	Al Smith (LB)	46	56	102
1988	John Grimsley (LB)	70	45	115
1989	John Grimsley (LB)	73	30	103
1990	Al Smith (LB)	78	26	104
1991	Al Smith (LB)	101	45	146
1992	Al Smith (LB)	70	52	122
1993	Al Smith (LB)	67	28	95
1994	Al Smith (LB)	97	45	142
1995	Blaine Bishop (S)	75	22	97
1996	Blaine Bishop (S)	73	36	100
1997	Barron Wortham (LB)	61	36	97
1998	Joe Bowden (LB)	88	57	145

Year	Player	Solo	Assist	Total
1999	Blaine Bishop (S)	83	30	113
	Eddie Robinson (LB)	64	49	113
2000	Randall Godfrey (LB)	97	72	169
2001	Randall Godfrey (LB)	79	32	111
2002	Keith Bulluck (LB)	116	64	180
2003	Keith Bulluck (LB)	110	61	171
2004	Keith Bulluck (LB)	108	63	171
2005	Keith Bulluck (LB)	106	44	150
2006	Keith Bulluck (LB)	107	54	161
2007	David Thornton (LB)	97	43	140
2008	Keith Bulluck (LB)	83	37	120
2009	Stephen Tulloch (LB)	95	37	132
2010	Stephen Tulloch (LB)	121	48	169
2011	Jordan Babineaux (S)	81	36	117
2012	Akeem Ayers (LB)	79	31	110
2013	Bernard Pollard (S)	93	49	142
2014	Wesley Woodyard (LB)	66	68	134
2015	Avery Williamson (LB)	79	58	137
2016	Avery Williamson (LB)	76	73	149
2017	Wesley Woodyard (LB)	104	68	172
2018	Wesley Woodyard (LB)	85	39	124
2019	Rashaan Evans (LB)	84	55	139
2020	Kevin Byard (S)	79	32	111

INDIVIDUAL RECORDS: SERVICE

Number of Games Played in Regular Season

1960-77: 14 games
 1978-81, 1983-86, 1988-present: 16 games
 1982: 9 games
 1987: 15 games

Most Seasons

19 Bruce Matthews, 1983-2001
 16 Elvin Bethea, 1968-83
 13 Brad Hopkins, 1993-2005
 12 Gregg Bingham, 1973-84
 12 Mike Munchak, 1982-93
 12 Craig Hentrich, 1998-09

Most Seasons, Active

12 **Brett Kern**, 2009-20
 7 **DaQuan Jones**, 2014-20
 7 **Taylor Lewan**, 2014-20

Most Games Played

296 Bruce Matthews, 1983-2001
 210 Elvin Bethea, 1968-83
 194 Brad Hopkins, 1993-2005
 183 **Brett Kern**, 2009-20
 177 Craig Hentrich, 1998-2009
 173 Gregg Bingham, 1973-84

160 Ray Childress, 1985-95
 159 Mike Munchak, 1982-93
 157 Keith Bulluck, 2000-09
 152 Benji Olson, 1998-2007
 151 Al Del Greco, 1991-2000
 148 Michael Roos, 2005-14
 147 Robert Brazile, 1975-84
 146 Ted Thompson, 1975-84
 145 Zeke Moore, 1967-77
 144 Rob Bironas, 2005-13
 144 Ken Burrough, 1971-81
 141 Michael Griffin, 2007-15
 141 Warren Moon, 1984-93

Most Games Played, Active

183 **Brett Kern**, 2009-20
 99 **DaQuan Jones**, 2014-20

Most Consecutive Games Played

232 Bruce Matthews, 1987-2001
 177 **Brett Kern**, 2009-20
 147 Robert Brazile, 1975-84
 146 Craig Hentrich, 1998-2007
 144 Rob Bironas, 2005-13
 135 Beau Brinkley, 2012-20
 135 Elvin Bethea, 1968-77

135 Keith Bulluck, 2000-09
 134 Gregg Bingham, 1973-81
 128 Eddie George, 1996-2003

Most Consecutive Games Played, Active

79 **Kevin Byard**, 2016-20
 47 **DaQuan Jones**, 2018-20

Most Consecutive Games Started

229 Bruce Matthews, 1987-2001
 147 Robert Brazile, 1975-84
 135 Elvin Bethea, 1968-77
 134 Gregg Bingham, 1973-81
 128 Eddie George, 1996-2003
 127 Keith Bulluck, 2001-09

Most Consecutive Games Started, Active

71 **Kevin Byard**, 2016-20
 48 **DaQuan Jones**, 2018-20
 35 **Harold Landry III**, 2018-20
 32 **Rashaan Evans**, 2019-20

INDIVIDUAL RECORDS: SCORING

Most Seasons Leading Team

9 Rob Bironas, 2005-13
 9 Al Del Greco, 1992-2000
 7 George Blanda, 1960-66
 5 Ryan Succop, 2014-18
 5 Tony Zendejas, 1985-90

Most Consecutive Seasons Leading Team

9 Rob Bironas, 2005-13
 9 Al Del Greco, 1992-2000
 7 George Blanda, 1960-66

5 Ryan Succop, 2014-18
 5 Tony Zendejas, 1985-89

POINTS

Career

1,060 Al Del Greco, 1991-2000 (322 PAT, 246 FG)
 1,032 Rob Bironas, 2005-13 (315 PAT, 239 FG)

598 George Blanda, 1960-66 (4 TD, 301 PAT, 91 FG)
 548 Tony Zendejas, 1985-90 (197 PAT, 117 FG)
 529 Ryan Succop, 2014-19 (178 PAT, 117 FG)
 450 Eddie George, 1996-2003 (74 TD, 3 two-point)
 438 Earl Campbell, 1978-84 (73 TD)

INDIVIDUAL RECORDS: SCORING

Season

136	Ryan Succop, 2017 (31 PAT, 35 FG)
136	Al Del Greco, 1998 (28 PAT, 36 FG)
133	Rob Bironas, 2007 (28 PAT, 35 FG)
131	Al Del Greco, 1996 (35 PAT, 32 FG)
127	Rob Bironas, 2008 (40 PAT, 29 FG)
126	Al Del Greco, 1993 (39 PAT, 29 FG)
123	Gary Anderson, 2003 (42 PAT, 27 FG)

Most Seasons, 100 or More Points

8	Al Del Greco, 1992-93, 1995-2000
7	Rob Bironas, 2007-13
3	Ryan Succop, 2016-18
2	George Blanda, 1960-61
2	Tony Zendejas, 1988-89
2	Derrick Henry , 2019-20

Season, Rookie

92	Tony Zendejas, 1985 (29 PAT, 21 FG)
86	Roy Gerela, 1969 (29 PAT, 19 FG)
72	Bill Groman, 1960 (12 TD)

Game

30	Billy Cannon, @ N.Y. Titans, 12/10/61 (5 TD)
26	Rob Bironas, @ Hou., 10/21/07 (8 FG, 2 PAT)
26	George Blanda, vs. L.A. Chargers, 9/18/60 (3 TD, 5 PAT, 1 FG)

Game, Opponent

24	Art Powell, @ Oakland, 12/22/63
24	Corey Dillon, @ Cincinnati, 12/4/97
19	Robbie Gould, @ San Francisco, 12/17/17
19	Cody Parkey, @ Philadelphia, 11/23/14
19	Horst Muhlmann, vs. Cincinnati, 12/17/72

Most Consecutive Games Scoring

67	Al Del Greco, 1994-00
46	Rob Bironas, 2006-08

TOUCHDOWNS

Career

74	Eddie George, 1996-2003
73	Earl Campbell, 1978-84
58	Chris Johnson, 2008-13
58	Derrick Henry , 2016-20
51	Charlie Hennigan, 1960-66
48	Kenny Burrough, 1971-81
	Ernest Givins, 1986-94

Season

19	Earl Campbell, 1979
18	Derrick Henry , 2019
18	Bill Groman, 1961

Game

5	Billy Cannon, @ N.Y. Titans, 12/10/61
---	---------------------------------------

Game, Opponent

4	Art Powell, @ Oakland, 12/22/63
4	Bob Hayes, @ Dallas, 12/20/70
4	Corey Dillon, @ Cincinnati, 12/4/97

3	21 times, last by Antonio Brown, @ Pittsburgh, 11/16/17
---	---

Most Consecutive Team Games Scoring TD

8	Bill Groman, 1961
6	DeMarco Murray, 2016
5	Derrick Henry , 2020
5	Derrick Henry , 2019
5	Hoyle Granger, 1967
5	Ken Burrough, 1977
5	Earl Campbell, 1979
5	Earl Campbell, 1983
5	Chris Sanders, 1995
5	Eddie George, 1998-99
5	Kenny Britt, 2010

POINTS AFTER TOUCHDOWNS

Career

322	Al Del Greco, 1991-2000
315	Rob Bironas, 2005-13
301	George Blanda, 1960-66
197	Tony Zendejas, 1985-90
178	Ryan Succop, 2014-19
149	Toni Fritsch, 1977-81

Season

64	George Blanda, 1961
48	George Blanda, 1962
	Tony Zendejas, 1988

Game

8	George Blanda, vs. N.Y. Titans, 10/14/62
7	George Blanda, @ Denver, 11/5/61
7	George Blanda, vs. N.Y. Titans, 11/19/61
7	George Blanda, @ Oakland, 12/22/63
7	Teddy Garcia, vs. Cleveland, 12/9/90

Most Made, Opponent, Game

8	Stephen Gostkowski, @ New England, 10/18/09
7	Mason Crosby, @ Green Bay, 12/23/12
7	Cotton Davidson, @ Oakland, 12/22/63
7	Horst Muhlmann, vs. Cincinnati, 12/17/72
7	Jim Breech, @ Cincinnati, 12/17/89
7	Sebastian Janikowski, @ Oakland, 9/29/02
7	Lawrence Tynes, vs. Kansas City, 12/13/04

Most Consecutive PATs

285	Rob Bironas, 2006-13
229	Al Del Greco, 1993-2000
79	Gary Anderson, 2003-04
76	Al Del Greco, 1991-93
75	Skip Butler, 1972-76

Most Two-Point Conversions, Career

3	Eddie George, 1996-2003
3	Haywood Jeffires, 1987-95
3	Steve McNair, 1995-2005
3	Ryan Tannehill , 2019-2020

Most Two-Point Conversions, Season

3	Haywood Jeffires, 1994
---	------------------------

Most Two-Point Conversions, Game

1	34 times, last by Derrick Henry vs. Detroit, 12/20/20 (run)
---	---

Most Two-Point Conversions, Opponent, Game

2	Charles Johnson @ Pittsburgh, 11/1/98 (pass, pass)
---	--

FIELD GOALS

Most Attempted, Career

295	Al Del Greco, 1991-2000
279	Rob Bironas, 2005-13
187	George Blanda, 1960-66
163	Tony Zendejas, 1985-90
140	Ryan Succop, 2014-19
122	Skip Butler, 1972-77

Most Attempted, Season

42	Ryan Succop, 2017
40	Roy Gerela, 1969
39	Al Del Greco, 1998
39	Rob Bironas, 2007
38	Al Del Greco, 1996
37	Tony Zendejas, 1989
35	Al Del Greco, 1997

Most Attempted, Game

8	Rob Bironas, @ Houston, 10/21/07
6	George Blanda, vs. N.Y. Titans, 10/9/60
6	George Blanda, vs. Denver, 9/14/63
6	Skip Butler, @ Cleveland, 10/12/75
6	Al Del Greco, vs. Atlanta, 12/5/93
6	Stephen Gostkowski , @ Minnesota, 9/27/20

Most Attempted, Opponent, Game

7	Tom Dempsey, Philadelphia, 11/12/72
6	Roy Gerela, Pittsburgh, 12/9/73
6	Jim Breech, @ Cincinnati, 11/1/87
6	John Carney, @ San Diego, 9/19/93
6	Sebastian Janikowski, @ Oakland, 11/24/13
6	Robbie Gould, @ San Francisco, 12/17/17
6	Cody Parkey, @ Philadelphia, 11/23/14
6	Blair Walsh, Minnesota, 9/11/16

Most Made, Career

246	Al Del Greco, 1991-2000
239	Rob Bironas, 2005-13
117	Ryan Succop, 2014-19
117	Tony Zendejas, 1985-90
91	George Blanda, 1960-66
81	Toni Fritsch, 1977-81

Most Made, Season

36	Al Del Greco, 1998
35	Ryan Succop, 2017
35	Rob Bironas, 2007
32	Al Del Greco, 1996
29	Al Del Greco, 1993
29	Rob Bironas, 2008
29	Rob Bironas, 2011

INDIVIDUAL RECORDS: SCORING

Most Made, Game

* 8	Rob Bironas, @ Houston, 10/21/07
6	Stephen Gostkowski , @ Minnesota, 9/27/20
5	Ryan Succop, vs. Indianapolis, 10/16/17
5	Al Del Greco, @ Philadelphia, 12/3/2000
5	Roy Gerela, vs. Miami, 9/28/69

* Denotes NFL Record

Most Made, Opponent, Game

6	Robbie Gould, @ San Francisco, 12/17/17
6	Tom Dempsey, vs. Philadelphia, 11/12/72
6	John Carney, @ San Diego, 9/19/93
5	8 times, last by Jason Myers, vs. N.Y. Jets, 12/2/18

Most Consecutive Field Goals Made

20	Al Del Greco, 1998-99
20	Rob Bironas, 2007-08
20	Rob Bironas, 2010
20	Rob Bironas, 2011-12
19	Ryan Succop, 2016-17
19	Rob Bironas, 2007
18	Al Del Greco, 1995-96
16	Ryan Succop, 2017
15	Ryan Succop, 2014-15
14	Al Del Greco, 1999-2000
14	Rob Bironas, 2011

Most Consecutive Games With Field Goal Made

20	Rob Bironas, 2009-10
----	----------------------

19	Rob Bironas, 2006-07
13	Rob Bironas, 2011-12
12	Al Del Greco, 1998
12	Gary Anderson, 2003
12	Rob Bironas, 2008
10	George Blanda, 1964-65
10	George Blanda, 1966
10	Ryan Succop, 2016-17

Longest Field Goal

60	Rob Bironas, vs. Indianapolis, 12/3/06
56	Al Del Greco, vs. San Francisco, 10/27/96
56	Rob Bironas, @ Denver, 11/19/07
55	Stephen Gostkowski , @ Minnesota, 9/27/20
55	Rob Bironas, vs. Denver, 10/3/10
55	Rob Bironas, vs. Houston, 12/29/13
55	George Blanda, vs. San Diego, 12/3/61
54	Stephen Gostkowski , @ Minnesota, 9/27/20
54	George Blanda, @ Oakland, 11/11/62
54	Skip Butler, @ Buffalo, 9/19/76
54	Al Del Greco, vs. Kansas City, 9/20/92
54	Ryan Succop, @ Buffalo, 10/7/18

Longest Field Goal, Opponent

64	Matt Prater, @ Denver, 12/8/13
56	Jason Myers, @ Jacksonville, 12/24/16
56	Jason Elam, Denver, 11/26/95
55	Chris Bahr, @ Cincinnati, 9/23/79

55	Matt Stover, Cleveland, 11/17/91
54	(six times, last by Jason Myers, N.Y. Jets, 12/2/18)

Highest Field Goal Percentage, Career (100 made)

85.7	Rob Bironas, 2005-13, (239 of 279)
83.6	Ryan Succop, 2014-19 (117 of 140)
83.4	Al Del Greco, 1991-2000, (246 of 295)

Season

92.3	Al Del Greco, 1998 (36 of 39)
92.3	Rob Bironas, 2010 (24 of 26)
91.7	Ryan Succop, 2016 (22 of 24)
90.6	Rob Bironas, 2011 (29 of 32)
89.7	Rob Bironas, 2007 (35 of 39)
87.9	Rob Bironas, 2008 (29 of 33)
87.5	Ryan Succop, 2015 (14 of 16)
87.1	Gary Anderson, 2003 (27 of 31)
87.1	Al Del Greco, 1995 (27 of 31)
86.7	Ryan Succop, 2018 (26 of 30)

SAFETIES

Most Safeties, Career

2	Elvin Bethea (1968-83)
2	James Young (1977-79)

Most Safeties, Game

1	41 times, last by Cameron Wake at Cleveland (9/8/19), sack in end zone
---	--

INDIVIDUAL RECORDS: RUSHING

Most Seasons Leading Team

8	Eddie George, 1996-2003
6	Earl Campbell, 1978-84
6	Chris Johnson, 2008-13
4	Derrick Henry , 2017-20
4	Mike Rozier, 1985-90

Most Consecutive Seasons Leading Team

8	Eddie George, 1996-2003
6	Earl Campbell, 1978-83
6	Chris Johnson, 2008-13
4	Derrick Henry , 2017-20
4	Mike Rozier, 1985-88

ATTEMPTS

Career

2,733	Eddie George, 1996-2003
1,979	Earl Campbell, 1978-84
1,742	Chris Johnson, 2008-13
1,182	Derrick Henry , 2016-20
1,000	Lorenzo White, 1988-94
910	Mike Rozier, 1985-90
907	Charles Tolar, 1960-66
773	Hoyle Granger, 1966-70, 72

Season

403	Eddie George, 2000
378	Derrick Henry , 2020
373	Earl Campbell, 1980
368	Earl Campbell, 1979
361	Earl Campbell, 1981

Game

39	Earl Campbell, vs. Seattle, 10/11/81
38	Earl Campbell, @ Kansas City, 10/12/80
37	Earl Campbell, vs. Cincinnati, 10/4/81

Game, Opponent

39	Corey Dillon, @ Cincinnati, 12/4/97
34	Rodney Hampton, N.Y. Giants, 11/21/94
33	Le'Veon Bell, Pittsburgh, 11/17/14
32	Greg Pruitt, Cleveland, 12/3/81
32	Tony Collins, @ New England, 11/28/82
32	Melvin Gordon, @ San Diego, 11/6/16

YARDS GAINED

Career

10,009	Eddie George, 1996-2003
8,574	Earl Campbell, 1978-84
7,965	Chris Johnson, 2008-13
5,860	Derrick Henry , 2016-20
4,079	Lorenzo White, 1988-94
3,514	Hoyle Granger, 1966-70, 72
3,439	Steve McNair, 1995-05
3,426	Mike Rozier, 1985-90

Season

2,027	Derrick Henry , 2020
-------	-----------------------------

2,006	Chris Johnson, 2009
1,934	Earl Campbell, 1980
1,697	Earl Campbell, 1979
1,540	Derrick Henry , 2019
1,509	Eddie George, 2000
1,450	Earl Campbell, 1978

Season, Rookie

1,450	Earl Campbell, 1978
1,368	Eddie George, 1996
1,228	Chris Johnson, 2008
947	Rodney Thomas, 1995
756	Sid Blanks, 1964
652	Rob Carpenter, 1977

Game

250	Derrick Henry @ Houston, 1/3/21
238	Derrick Henry vs. Jacksonville, 12/6/18
228	Chris Johnson vs. Jacksonville, 11/1/09
216	Billy Cannon, @ N.Y. Titans, 12/10/61
216	Eddie George, vs. Oakland, 8/31/97
215	Derrick Henry , at Jacksonville, 12/13/20
212	Derrick Henry , vs. Houston, 10/18/20
211	Derrick Henry , @ Houston, 12/29/19
206	Earl Campbell, @ Chicago, 11/16/80

INDIVIDUAL RECORDS: RUSHING

Game, Opponent

246	Corey Dillon, @ Cincinnati, 12/4/97
215	Eric Dickerson, @ L.A. Rams, 12/9/84
204	Le'Veon Bell, Pittsburgh, 11/17/14
201	James Brooks, @ Cincinnati, 12/23/90

Longest Run

99	Derrick Henry vs. Jacksonville, 12/6/18 (TD)
94	Derrick Henry vs. Houston, 10/18/20 (TD)
94	Chris Johnson vs. N.Y. Jets, 12/17/12 (TD)
91	Chris Johnson vs. Houston, 9/20/09 (TD)
91	Sid Blanks vs. N.Y. Jets, 12/13/64 (TD)
89	Chris Johnson vs. Jacksonville, 11/1/09 (TD)
87	Marcus Mariota vs. Jacksonville, 12/6/15 (TD)
85	Chris Johnson vs. Arizona, 11/29/09 (TD)
83	Chris Johnson @ Buffalo, 10/21/12 (TD)
81	Earl Campbell vs. Miami, 11/20/78 (TD)

Longest Run, Opponent

97	Lamar Miller, @ Houston, 11/26/18 (TD)
91	Wilbert Montgomery, @ Philadelphia, 12/19/82 (TD)
80	Donald Brown, @ Indianapolis, 12/18/11 (TD)
80	Corey Dillon at Cincinnati, 10/8/2000 (TD)
80	Wray Carlton, vs. Buffalo, 12/5/65 (TD)
79	Bill Mathis, @ N.Y. Jets, 11/21/65

Most Seasons, 1,000 or More Yards

7	Eddie George, 1996-2000, 2002-03
6	Chris Johnson, 2008-13
5	Earl Campbell, 1978-81, 1983
3	Derrick Henry , 2018-20
1	Nine players, last by DeMarco Murray in 2016

Most Consecutive Seasons, 1,000 or More Yards

6	Chris Johnson, 2008-13
5	Eddie George, 1996-2000
4	Earl Campbell, 1978-81
3	Derrick Henry , 2018-20
2	Eddie George, 2002-03

Most Games, 200 or More Yards, Season

4	Earl Campbell, 1980
3	Derrick Henry , 2020

Most Games, 100 or More Yards, Career

39	Earl Campbell, 1978-84
36	Eddie George, 1996-03
35	Chris Johnson, 2008-13
20	Derrick Henry , 2016-20
11	Hoyle Granger, 1966-70, 1972
8	Mike Rozier, 1985-90

Most Games, 100 or More Yards, Season

12	Chris Johnson, 2009
11	Earl Campbell, 1979
10	Earl Campbell, 1980
10	Derrick Henry , 2020
8	Chris Johnson, 2010
8	Eddie George, 1997
7	Hoyle Granger, 1967
7	Earl Campbell, 1978, 1983

Most Consecutive Games, 100 or More Yards

12	Chris Johnson, 2009-10
7	Earl Campbell, 1979
6	Earl Campbell, 1980
5	Eddie George, 1998

AVERAGE GAIN

Career (Minimum 750 attempts)

4.96	Derrick Henry (2016-20)
4.57	Chris Johnson (2008-13)
4.56	Hoyle Granger (1966-70, 1972)
4.33	Earl Campbell (1978-84)
4.08	Lorenzo White (1988-94)

Season

5.60	Chris Johnson, 2009
5.36	Derrick Henry , 2020
5.21	Sid Blanks, 1964

5.18	Earl Campbell, 1980
5.14	Gary Brown, 1993
5.08	Derrick Henry , 2019
5.05	Hoyle Granger, 1967

TOUCHDOWNS

Career

73	Earl Campbell, 1978-84
64	Eddie George, 1996-2003
55	Derrick Henry , 2016-20
50	Chris Johnson, 2008-13
36	Steve McNair, 1995-2005
29	Lorenzo White, 1988-94
27	Mike Rozier, 1985-90

Season

19	Earl Campbell, 1979
17	Derrick Henry , 2020
16	Derrick Henry , 2019
15	LenDale White, 2008
14	Eddie George, 2000
14	Chris Johnson, 2009

Season, Rookie

13	Earl Campbell, 1978
----	---------------------

Game

4	Derrick Henry , vs. Jacksonville, 12/6/18
4	Earl Campbell, vs. Miami, 11/20/78
4	Lorenzo White, vs. Cleveland, 12/9/90

Game, Opponent

4	Corey Dillon, @ Cincinnati, 12/4/97
3	12 times, last by Marshall Faulk, @ Ind., 9/4/94

Most Consecutive Games, Rushing Touchdown

6	Earl Campbell, 9/4/83-10/16/83
5	Derrick Henry , 9/27/20-11/1/20
5	Derrick Henry , 11/3/19-12/8/19
5	Earl Campbell, 9/16/79-10/14/79
5	DeMarco Murray, 10/16/16-11/13/16
4	(Seven times, last by Derrick Henry , 12/2/18-12/22/18)

INDIVIDUAL RECORDS: PASSING

Most Seasons Leading Team

10	Warren Moon, 1984-93
9	Dan Pastorini, 1971-79
8	Steve McNair, 1997-2003, 2005

Most Consecutive Seasons Leading Team

10	Warren Moon, 1984-93
9	Dan Pastorini, 1971-79
7	George Blanda, 1960-66
7	Steve McNair, 1997-2003

ATTEMPTS

Career

4,546	Warren Moon, 1984-93
3,871	Steve McNair, 1995-2005
2,784	George Blanda, 1960-66
2,767	Dan Pastorini, 1971-79
1,765	Marcus Mariota, 2015-19

1,190	Vince Young, 2006-10
1,081	Kerry Collins, 2006-10
824	Pete Beathard, 1967-69
767	Ryan Tannehill , 2019-20
739	Ken Stabler, 1980-81

Season

655	Warren Moon, 1991
584	Warren Moon, 1990
520	Warren Moon, 1993
518	Matt Hasselbeck, 2011
505	George Blanda, 1964
492	Steve McNair, 1998
492	Steve McNair, 2002

Game

68	George Blanda, @ Buffalo, 11/1/64
60	George Blanda, vs. Oakland, 11/7/65
60	Billy Volek, @ Oakland, 12/19/04

Game, Opponent

61	Colt McCoy, @ Cleveland, 10/2/11
59	Peyton Manning, @ Denver, 12/8/13
54	Matt Barkley, @ Chicago, 11/27/16
54	Blake Bortles, Jacksonville, 10/27/16
54	Matt Schaub, Houston, 12/19/10
54	Eric Zeier, @ Cleveland, 11/5/95
53	(four times, last by Matt Ryan, @ Atlanta, 9/29/19)

COMPLETIONS

Career

2,632	Warren Moon, 1984-93
2,305	Steve McNair, 1995-2005
1,426	Dan Pastorini, 1971-79
1,347	George Blanda, 1960-66
1,110	Marcus Mariota, 2015-19
689	Vince Young, 2006-10

INDIVIDUAL RECORDS: PASSING

613 Kerry Collins, 2006-10
 516 **Ryan Tannehill**, 2019-20
 458 Ken Stabler, 1980-81

Season

404 Warren Moon, 1991
 362 Warren Moon, 1990
 319 Matt Hasselbeck, 2011
 315 **Ryan Tannehill**, 2020
 303 Warren Moon, 1993
 301 Steve McNair, 2002
 293 Ken Stabler, 1980

Game

41 Warren Moon, vs. Dallas, 11/10/91
 40 Billy Volek, @ Oakland, 12/19/04
 39 Billy Volek, @ San Diego, 10/3/04
 37 George Blanda, @ Buffalo, 11/1/64
 36 Ryan Fitzpatrick, vs. Arizona, 12/15/13
 36 Warren Moon, vs. Seattle, 11/7/93

Game, Opponent

40 Colt McCoy, @ Cleveland, 10/2/11
 39 Peyton Manning, @ Denver, 12/8/13
 37 Peyton Manning, @ Indianapolis, 11/3/02
 36 Tim Couch, Cleveland, 9/22/02
 36 Peyton Manning, Indianapolis, 10/11/09
 36 Drew Brees, New Orleans, 12/11/11
 36 Patrick Mahomes, Kansas City, 11/10/19
 36 Nick Foles, Chicago, 11/8/20

Consecutive Completions in a Game (Since 1997)

19 Marcus Mariota, @ Houston, 11/26/18
 15 Marcus Mariota, vs. Philadelphia, 9/30/18

Consecutive Completions to Begin a Game (Since 1997)

19 Marcus Mariota, @ Houston, 11/26/18
 10 Marcus Mariota, vs. Green Bay, 11/13/16
 10 Steve McNair, @ New England, 9/20/98

COMPLETION PERCENTAGE

Career (Minimum 1,500 attempts)

62.9 Marcus Mariota, 2015-19 (1,110 of 1,765)
 59.5 Steve McNair, 1995-2005 (2,305 of 3,871)
 57.9 Warren Moon, 1984-93 (2,632 of 4,546)
 51.5 Dan Pastorini, 1971-79 (1,426 of 2,767)
 48.4 George Blanda, 1960-66 (1,347 of 2,784)

Season

70.3 **Ryan Tannehill**, 2019 (201 of 286)
 68.9 Marcus Mariota, 2018 (228 of 331)
 65.6 Cody Carlson, 1992 (149 of 227)
 65.5 **Ryan Tannehill**, 2020 (315 of 481)
 64.7 Warren Moon, 1992 (224 of 346)
 64.5 Ken Stabler, 1980 (293 of 454)

63.2 Chris Chandler, 1995 (225 of 356)
 62.6 Steve McNair, 2000 (248 of 396)
 62.5 Steve McNair, 2003 (250 of 400)

Game (Min. 20 attempts)

95.7 Marcus Mariota, @ Houston, 11/26/18 (22 of 23)
 88.5 Chris Chandler, @ Cincinnati, 9/24/95 (23 of 26)
 85.7 Ken Stabler, vs. Baltimore, 9/21/80 (18 of 21)
 82.6 Steve McNair, vs. Indianapolis, 12/8/02 (19 of 23)
 82.6 Warren Moon, vs. Miami, 10/1/89 (19 of 23)
 82.1 Ken Stabler, @ Cleveland, 9/15/80 (23 of 28)
 81.8 Marcus Mariota, vs. Jacksonville, 10/27/16 (18 of 22)
 80.0 Chris Chandler, @ Cleveland, 11/5/95 (16 of 20)

YARDS GAINED

Career

33,685 Warren Moon, 1984-93
 27,141 Steve McNair, 1995-2005
 19,149 George Blanda, 1960-66
 16,846 Dan Pastorini, 1971-79
 13,207 Marcus Mariota, 2015-19
 8,098 Vince Young, 2006-10
 6,804 Kerry Collins, 2006-10
 6,561 **Ryan Tannehill**, 2019-20
 5,190 Ken Stabler, 1980-81
 5,128 Pete Beathard, 1967-69

Season

4,690 Warren Moon, 1991
 4,689 Warren Moon, 1990
 3,819 **Ryan Tannehill**, 2020
 3,631 Warren Moon, 1989
 3,571 Matt Hasselbeck, 2011
 3,489 Warren Moon, 1986
 3,485 Warren Moon, 1993

Game

527 Warren Moon, @ Kansas City, 12/16/90
 492 Billy Volek, @ Oakland, 12/19/04
 464 George Blanda, @ Buffalo, 10/29/61
 457 Jacky Lee, @ Boston, 10/13/61
 432 Warren Moon, vs. Dallas, 11/10/91

Game, Opponent

446 Patrick Mahomes, Kansas City, 11/10/19
 425 Peyton Manning, @ Indianapolis, 12/5/04
 407 Tom Flores, @ Oakland, 12/22/63
 406 Tony Romo, @ Dallas, 10/10/10
 397 Peyton Manning, @ Denver, 12/8/13
 397 Matt Ryan, @ Atlanta, 9/29/19
 393 Andrew Luck, @ Indianapolis, 9/28/14
 389 Drew Brees, @ New Orleans, 11/8/15
 389 Jim McMahon, @ San Diego, 9/17/89

Most Seasons, 3,000 or More Passing Yards

6 Warren Moon, 1984-93
 5 Steve McNair, 1998, 2001-03, 2005

3 George Blanda, 1960-66

Most Games, 400 or More Passing Yards, Career

4 Warren Moon, 1984-93
 2 Billy Volek, 2000-06
 2 George Blanda, 1960-66
 1 Ryan Fitzpatrick, 2013
 1 Jacky Lee, 1960-63; 1966-67
 1 Steve McNair, 1995-2005

Most Games, 400 or More Passing Yards, Season

2 Billy Volek, 2004
 2 George Blanda, 1961
 2 Warren Moon, 1991

Most Games, 300 or More Passing Yards, Career

38 Warren Moon, 1984-93
 15 George Blanda, 1960-66

Most Games, 300 or More Passing Yards, Season

9 Warren Moon, 1990
 6 Warren Moon, 1991

Most Consecutive Games, 300 or More Passing Yards

4 Warren Moon, 1990
 3 George Blanda, 1964
 3 Warren Moon, 1985
 3 Warren Moon, 1991

Longest Pass Completion (All TDs)

98 Jacky Lee (to Willard Dewweall), vs. S.D., 11/25/62
 95 George Blanda (to Dick Compton), vs. Buffalo, 12/5/65
 92 Jacky Lee (to Bill Groman), vs. Denver, 11/20/60

Longest Pass Completion, Opponent (All TDs)

94 Jack Kemp (to Glenn Bass), Buffalo, 10/11/64
 90 John McCormick (to Bob Scarpitto), @ Den 10/17/65

TOUCHDOWN PASSES

Career

196 Warren Moon, 1984-93
 165 George Blanda, 1960-66
 156 Steve McNair, 1995-2005
 96 Dan Pastorini, 1971-79

Season

36 George Blanda, 1961
 33 Warren Moon, 1990
 33 **Ryan Tannehill**, 2020
 27 George Blanda, 1962
 26 Marcus Mariota, 2016
 24 Steve McNair, 2003
 24 George Blanda, 1963
 24 George Blanda, 1960

Game

7* George Blanda, vs. N.Y. Titans, 11/19/61
 6 George Blanda, vs. N.Y. Titans, 10/14/62

INDIVIDUAL RECORDS: PASSING

5	Steve McNair, vs. Jacksonville, 12/26/99
5	Warren Moon, at Cincinnati, 10/11/92
5	Warren Moon, at Cleveland, 11/18/90
5	Warren Moon, vs. Cincinnati, 10/14/90

* Tied for NFL record

Game, Opponent

6	Tom Flores, @ Oakland, 12/22/63
6	Tom Brady, @ New England, 10/18/09
6	Ryan Fitzpatrick, @ Houston, 11/30/14
5	Joe Namath, @ N.Y. Jets, 9/18/66
5	Craig Morton, @ Dallas, 12/20/70
5	Jim Kelly, Buffalo, 9/24/89
5	Kerry Collins, @ Oakland, 12/19/04
5	Ben Roethlisberger, @ Pittsburgh, 10/9/11
5	Blake Bortles, Jacksonville, 12/6/15

Most Consecutive Games, Touchdown Pass

23	Steve McNair, 2001-2002
21	Warren Moon, 1990-91
17	Warren Moon, 1992-93
14	George Blanda, 1964-65

HAD INTERCEPTED

Career

189	George Blanda, 1960-66
166	Warren Moon, 1984-93
139	Dan Pastorini, 1971-79

Season

42	George Blanda, 1962
28	Ken Stabler, 1980
26	Warren Moon, 1986

Game

6	George Blanda, @ Buffalo, 9/9/62
6	George Blanda, vs. Denver, 11/14/65

Game, Opponent

6	Joe Namath, @ N.Y. Jets, 10/15/67
6	Bobby Hebert, Atlanta, 12/5/93
5	Rick Norton, @ Miami, 11/23/69
5	Keith Null, St. Louis, 12/13/09
4	8 times, last by Mark Sanchez, N.Y. Jets, 12/17/12

Most Consecutive Passes Attempted, No INT's

205	Marcus Mariota, 2018-19
161	Kerry Collins, 2008
159	Jake Locker, 2012-13
154	Billy Joe Tolliver, 1994

Most Attempts, No Interceptions, Game

56	Warren Moon, vs. Dallas, 11/10/91
----	-----------------------------------

PASSER RATING

Career (minimum 1,500 attempts)

89.6	Marcus Mariota, 2015-19
83.3	Steve McNair, 1995-05
80.4	Warren Moon, 1984-93
62.5	George Blanda, 1960-66
61.0	Dan Pastorini, 1971-79

Season (minimum 14 att. per team game)

117.5	Ryan Tannehill , 2019
106.5	Ryan Tannehill , 2020
100.4	Steve McNair, 2003
96.8	Warren Moon, 1990
95.6	Marcus Mariota, 2016
92.3	Marcus Mariota, 2018
91.5	Marcus Mariota, 2015
91.3	George Blanda, 1961
90.2	Steve McNair, 2001

Game (minimum 20 attempts)

158.3	Chris Chandler, @ Cincinnati, 9/24/95
149.8	Marcus Mariota, vs. Green Bay, 11/13/16
148.1	Marcus Mariota, vs. Jacksonville, 10/27/16
147.7	Marcus Mariota, @ Houston, 11/26/18
146.8	Steve McNair, vs. Houston, 10/12/03
146.1	Warren Moon, @ Cleveland, 11/18/90
145.8	Ryan Tannehill , vs. Detroit, 12/20/20
145.7	Ryan Tannehill , vs. Jacksonville, 9/20/20
145.1	Warren Moon, vs. Buffalo, 11/26/90
143.1	Chris Chandler, vs. Denver, 11/26/95

INDIVIDUAL RECORDS: PASS RECEIVING

RECEPTIONS

Most Seasons Leading Team

7	Ken Burrough, 1971-81
5	Haywood Jeffires, 1987-95
5	Frank Wycheck, 1996-2000

Most Consecutive Seasons Leading Team

6	Ken Burrough, 1974-79
5	Frank Wycheck, 1996-2000
4	Delanie Walker, 2014-2017
4	Charlie Hennigan, 1961-64
4	Derrick Mason, 2001-04
3	Alvin Reed, 1968-70

Career

542	Ernest Givins, 1986-94
515	Haywood Jeffires, 1987-95
482	Frank Wycheck, 1995-2002
480	Drew Hill, 1985-91
453	Derrick Mason, 1997-2004
410	Charlie Hennigan, 1960-66
408	Ken Burrough, 1971-81

Season

101	Charlie Hennigan, 1964
100	Haywood Jeffires, 1991
96	Derrick Mason, 2004
95	Derrick Mason, 2003
94	Delanie Walker, 2015

94	Kendall Wright, 2013
90	Drew Hill, 1991
90	Haywood Jeffires, 1992

Game

13	Charlie Hennigan, @ Boston, 10/13/61
13	Haywood Jeffires, @ N.Y. Jets, 10/13/91
13	Drew Bennett, @ Oakland, 12/19/04
12	Sid Blanks, @ San Diego, 9/12/64
12	Charlie Hennigan, @ Buffalo, 11/1/64
12	Charlie Hennigan, vs. Boston, 11/29/64
12	Derrick Mason, vs. Baltimore, 11/12/01
12	Derrick Mason, @ NYG, 12/1/02
12	Derrick Mason, @ San Diego, 10/3/04
12	Drew Bennett, vs. KC, 12/13/04
12	Kendall Wright, vs. Arizona, 12/15/13

Game, Opponent

12	Cris Carter, @ Minnesota, 10/8/95
12	Brian Westbrook, @ Philadelphia, 11/19/06
12	Chad Johnson, @ Cincinnati, 11/25/07

12	Reggie Wayne, @ Indianapolis, 12/30/07
12	Jordy Nelson, @ Green Bay, 11/13/16
12	Michael Thomas, New Orleans, 12/22/19
11	11 times, last by Brandin Cooks, at Houston, 1/3/21

Most Consecutive Games, Pass Reception

99	Frank Wycheck, 1996-2002
83	Delanie Walker, 2013-19
82	Ernest Givins, 1988-93
82	Charlie Hennigan, 1960-66
80	Ken Burrough, 1971-78
76	Drew Hill, 1986-91
71	Nate Washington, 2009-13
63	Kendall Wright, 2012-16
58	Bob McLeod, 1961-66
55	Charley Frazier, 1962-68

Most Seasons, 50 or More Pass Receptions

8	Ernest Givins, 1986-93
6	Drew Hill, 1985-86, 1988-91
6	Haywood Jeffires, 1990-95
6	Frank Wycheck, 1996-2001
5	Delanie Walker, 2013-17
5	Derrick Mason, 2000-04
4	Charlie Hennigan, 1961-64
3	Curtis Duncan, 1990-92

INDIVIDUAL RECORDS: PASS RECEIVING

3 Kendall Wright, 2012-14

YARDS

Career

7,935 Ernest Givins, 1986-94
 7,477 Drew Hill, 1985-91
 6,907 Ken Burrough, 1971-81
 6,823 Charlie Hennigan, 1960-66
 6,119 Haywood Jeffires, 1987-95

Season

1,746 Charlie Hennigan, 1961
 1,561 Charlie Hennigan, 1964

Game

272 Charlie Hennigan, @ Boston, 10/13/61
 245 Haywood Jeffires, @ Kansas City, 12/16/90
 233 Drew Bennett, vs. Kansas City, 12/13/04
 232 Charlie Hennigan, @ Buffalo, 10/29/61
 225 Kenny Britt, vs. Philadelphia, 10/24/10
 210 Drew Hill, @ Indianapolis, 12/22/85

Game, Opponent

247 Art Powell, @ Oakland, 12/22/63
 238 DeAndre Hopkins, @ Houston, 11/30/14
 212 Don Maynard, @ N.Y. Jets, 10/20/69
 210 Bake Turner, N.Y. Jets, 11/10/63

Longest Pass Reception (All TDs)

98 Willard Dewveall, vs. San Diego, 11/25/62
 95 Dick Compton, vs. Buffalo, 12/5/65
 92 Bill Groman, vs. Denver, 11/20/60

Longest Pass Reception, Opponent (All TDs)

94 Glenn Bass, Buffalo, 10/11/64
 90 Bob Scarpitto, @ Denver 10/17/65
 86 Warrick Dunn, @ Atlanta, 11/23/03

Most Seasons, 1,000 or More Yds. Pass Receiving, Career

4 Derrick Mason, 2001-04
 3 Charlie Hennigan, 1960-66
 3 Drew Hill, 1985-91

Most Cons. Seasons, 1,000 or More Yds.

Pass Rec., Career

4 Derrick Mason, 2001-04
 2 **A.J. Brown**, 2019-20
 2 Charlie Hennigan, 1963-64
 2 Tim Smith, 1983-84

Most Games, 100 or More Yards Pass Receiving, Career

26 Charlie Hennigan, 1960-66
 24 Drew Hill, 1985-91
 18 Ernest Givins, 1986-94

Most Games, 100 or More Yards Pass Receiving, Season

9 Charlie Hennigan, 1964

TOUCHDOWNS

Career

51 Charlie Hennigan, 1960-66
 47 Ken Burrough, 1971-81
 47 Drew Hill, 1985-91
 47 Haywood Jeffires, 1987-95
 46 Ernest Givins, 1986-94

Season

17 Bill Groman, 1961
 12 Bill Groman, 1960
 12 Charlie Hennigan, 1961
 12 Charles Frazier, 1966

Game

3 17 times, last by Kenny Britt, vs. Philadelphia, 10/24/10

Game, Opponent

4 Art Powell, @ Oakland, 12/22/63
 4 Bob Hayes, @ Dallas, 12/20/70
 3 12 times, last by Davante Adams, @ Green Bay, 12/27/20

Most Consecutive Games Catching TD Pass

8 Bill Groman, 10/1/1961–11/19/1961
 6 Bill Groman, 10/16/1960–11/25/1960
 5 **A.J. Brown**, 10/13/2020–11/8/2020
 5 Kenny Britt, 9/26/2010–10/24/2010
 5 Chris Sanders, 11/12/1995–12/10/1995
 5 Ken Burrough, 11/6/1977–12/4/1977
 4 Kenny Britt, 12/26/2010–9/18/2011

4 Justin McCareins, 11/9/2003–12/1/2003
 4 Kevin Dyson, 11/4/2001–11/25/2001
 4 Willie Davis, 9/1/1996–09/29/1996
 4 Curtis Duncan, 10/25/1987–11/15/1987
 4 Dave Casper, 9/19/1982–12/5/1982
 4 Charlie Hennigan, 11/19/1961–12/10/1961

RECEIVING AVERAGE

Career (minimum 200 receptions)

16.9 Ken Burrough, 1971-81
 16.6 Charlie Hennigan, 1960-66
 15.6 Drew Hill, 1985-91
 15.1 Tim Smith, 1980-86
 15.0 Nate Washington, 2009-14
 14.8 Drew Bennett, 2001-06
 14.6 Ernest Givins, 1986-94
 13.9 **Corey Davis**, 2017-20
 13.5 Derrick Mason, 1997-04

Season (minimum 32 receptions per 16 games)

23.5 Chris Sanders, 1995
 23.5 Bill Groman, 1961
 22.0 Charlie Joiner, 1971
 21.3 Charlie Hennigan, 1961
 20.5 Bill Groman, 1960
 20.2 **A.J. Brown**, 2019
 20.2 Drew Hill, 1987
 20.1 Ken Burrough, 1975
 19.8 Charley Frazier, 1966

Game (minimum 3 receptions)

60.7 Bill Groman, vs. Den, 11/20/60 (3 rec.)
 46.3 Willard Dewveall, at SD, 11/25/62 (3 rec.)
 44.7 Bill Groman, vs. Den, 11/05/61 (3 rec.)
 42.0 Ernest Givins, at Cle, 11/22/87 (3 rec.)
 41.3 Drew Bennett, at Ind, 12/05/04 (3 rec.)
 40.7 Derrick Mason, vs. Cle, 12/02/01 (3 rec.)
 40.0 Butch Woolfolk, vs. Mia, 09/08/85 (3 rec.)

INDIVIDUAL RECORDS: PUNTING

PUNTS

Career

876 **Brett Kern**, 2009-20
 861 Craig Hentrich, 1998-09
 522 Jim Norton, 1960-68
 431 Cliff Parsley, 1977-82
 316 Dan Pastorini, 1971-79
 310 Greg Montgomery, 1988-93

Season

96 Rich Camarillo, 1994
 93 Cliff Parsley, 1979
 91 Cliff Parsley, 1978

Game

11 Rich Camarillo, vs. Pittsburgh, 11/6/94
 11 Rich Camarillo, @ Pittsburgh, 12/3/95
 10 10 times, last by **Brett Kern**, at Miami, 10/8/17

Game, Opponent

11 Wayne Crow, @ Oakland, 9/11/60
 11 Bob Parsons, Chicago, 11/6/77
 11 Mark Royals, Pittsburgh, 11/6/94
 10 7 times, last by Donnie Jones, Houston, 12/2/12

Longest Punt

79 Brett Kern, vs. Indianapolis, 12/28/14
 79 Jim Norton, vs. Kansas City, 11/22/64
 78 Craig Hentrich, @ Pittsburgh, 1/2/2000
 77 Greg Montgomery, @ San Diego, 9/19/93

Longest Punt, Opponent

78 Paul Maguire, @Buffalo, 9/21/69
 78 Marv Bateman, @Buffalo, 9/19/76
 74 Chris Hanson, Jacksonville, 11/20/05

INDIVIDUAL RECORDS: PUNTING

AVERAGE GROSS YARDS

Career (minimum 250 attempts)

45.9	Brett Kern , 2009-20
43.6	Greg Montgomery, 1988-93
42.9	Craig Hentrich, 1998-2009
42.1	Jim Norton, 1960-68

Season

49.7	Brett Kern , 2017
47.6	Brett Kern , 2012
47.4	Brett Kern , 2015
47.2	Craig Hentrich, 1998
47.1	Brett Kern , 2019
47.1	Brett Kern , 2018
46.9	Greg Montgomery, 1992
46.8	Brett Kern , 2014
45.8	Brett Kern , 2020
45.6	Greg Montgomery, 1993
45.0	Greg Montgomery, 1990

Game (4 punts)

60.5	Brett Kern , vs. Pittsburgh, 10/25/20
59.2	Greg Montgomery vs. Buffalo, 12/27/92
57.6	Greg Montgomery @ San Diego, 9/19/93
57.5	Craig Hentrich vs. Jacksonville, 11/4/01
56.8	Brett Kern vs. Seattle, 9/24/17
56.5	Brett Kern vs. Cincinnati, 11/12/17
55.3	Craig Hentrich vs. Pittsburgh, 11/15/98
54.9	Brett Kern @ Miami, 10/8/17
54.7	Brett Kern vs. Indianapolis, 12/28/14

54.4 **Brett Kern** @ New England, 12/20/15

Game, Opponent (4 punts)

58.3	Rohn Stark, @ Indianapolis, 9/13/92
55.4	Brad Maynard, vs. N.Y. Giants, 10/1/00
55.3	Dave Jennings, @ N.Y. Giants, 12/5/82
55.1	Paul Maguire, @ Buffalo, 9/21/69
55.0	Lee Johnson, vs. Cincinnati, 10/24/93
55.0	Chris Jones, vs. Dallas, 9/14/14

AVERAGE NET YARDS (SINCE 1976)

Career (minimum 250 attempts)

40.8	Brett Kern , 2009-20
37.2	Craig Hentrich, 1998-09
36.6	Greg Montgomery, 1988-93
32.3	Cliff Parsley, 1977-82

Season (minimum 40 attempts per 16 games)

44.6	Brett Kern , 2017
43.1	Brett Kern , 2019
41.7	Brett Kern , 2018
40.8	Brett Kern , 2014
40.4	Brett Kern , 2012
40.3	Brett Kern , 2015
39.7	Brett Kern , 2013
39.4	Brett Kern , 2011
39.2	Craig Hentrich, 1998
39.1	Greg Montgomery, 1993

Game (minimum 4 punts)

50.2	Brett Kern @ Miami, 10/8/17
49.8	Brett Kern vs. Kansas City, 11/10/19
49.8	Greg Montgomery vs. San Diego, 9/19/93
49.4	Greg Montgomery vs. Buffalo, 12/27/92
49.2	Brett Kern vs. Buffalo, 10/6/19
49.0	Brett Kern @ Jacksonville, 11/25/12
48.8	Brett Kern @ Baltimore, 11/9/14
48.7	Brett Kern vs. Houston, 10/26/14
48.6	Brett Kern @ San Diego, 9/16/12
48.5	Craig Hentrich vs. Jacksonville, 11/4/01
48.2	Brett Kern vs. Seattle, 9/24/17

Game, Opponent (minimum 4 punts)

59.5	Rohn Stark, @ Indianapolis, 9/13/92
50.0	Pat McAfee, vs. Indianapolis, 9/27/15
49.8	Pat McAfee, @ Indianapolis, 12/9/12
49.5	Shane Lechler, vs. Oakland, 9/12/10
49.4	Matt Haack, @ Miami, 10/8/17
49.3	Josh Miller, vs. Pittsburgh, 11/21/99
49.0	Kevin Huber, @ Cincinnati, 9/21/14
48.0	Ben Graham, vs. Arizona, 11/29/09
48.0	Brian Hansen, vs. N.Y. Jets, 12/24/94
47.8	Bryan Anger, @ Houston, 12/29/19

INDIVIDUAL RECORDS: PUNT RETURNS

Most Seasons Leading Team

5	Carl Roaches, 1980-84
5	Derrick Mason, 1998-2001, 2004
4	Billy Johnson, 1974-80
4	Bobby Jancik, 1962-67

Most Consecutive Seasons Leading Team

5	Carl Roaches, 1980-84
4	Billy Johnson, 1974-80
4	Bobby Jancik, 1962-67
4	Derrick Mason, 1998-2001

PUNT RETURNS

Career

182	Derrick Mason, 1997-2004
155	Billy Johnson, 1974-80
151	Carl Roaches, 1980-84
104	Willie Drewrey, 1985-88, 1993
102	Marc Mariani, 2010-11, 2016

Season

51	Derrick Mason, 2000
47	Carl Roaches, 1980
46	Marc Mariani, 2011
41	Willie Drewrey, 1993
40	Billy Johnson, 1975
39	Carl Roaches, 1981
38	Billy Johnson, 1976

Game

8	Pacman Jones, @ Miami, 12/24/05
7	Billy Johnson, vs. Tampa Bay, 9/12/76
7	Willie Drewrey, vs. Indianapolis, 11/23/86

Game, Opponent

7	Mike Fuller, San Diego, 12/17/78
7	Ron Fellows, Dallas, 12/13/82
7	Eric Metcalf, Cleveland, 11/8/92
6	6 times, last by Travis Benjamin, @ Cleveland, 9/20/15

YARDS GAINED

Career

2,040	Billy Johnson, 1974-80
1,590	Derrick Mason, 1997-2004
1,095	Carl Roaches, 1980-84
1,054	Marc Mariani, 2010-11, 2016
771	Willie Drewrey, 1985-88, 1993

Season

662	Derrick Mason, 2000
612	Billy Johnson, 1975
539	Billy Johnson, 1977

Game

160	Darius Reynaud, vs. Jacksonville, 12/30/12
-----	--

127	Billy Johnson, vs. Cincinnati, 10/5/75
117	Derrick Mason, vs. Cleveland, 11/19/2000
113	Billy Johnson, @ San Francisco, 12/7/75
110	Billy Johnson, vs. Cleveland, 10/16/77
104	Billy Johnson, @ Cleveland, 9/22/74
104	Carl Roaches, @ Cincinnati, 9/28/80
103	Billy Johnson, vs. N.Y. Jets, 9/18/77
103	Marc Mariani, @ Carolina, 11/13/11
101	Pacman Jones, vs. New England, 12/31/06

Game, Opponent

161	Pete Athas, New Orleans, 10/3/76
154	Travis Benjamin, @ Cleveland, 9/20/15
133	Bruce Taylor, San Francisco, 11/15/70
126	Billy Johnson, Boston, 11/5/67
105	Dennis Northcutt, Cleveland, 9/22/02
102	R.W. McQuarters, Chicago, 11/14/04
100	Jon Stagers, Green Bay, 11/19/72

Longest Punt Return (All TDs)

90	Pacman Jones, @ Philadelphia, 11/19/06
----	--

INDIVIDUAL RECORDS: PUNT RETURNS

87	Billy Johnson, vs. Cleveland, 10/16/77
87	Marc Mariani, vs. Washington, 11/21/10
83	Billy Johnson, vs. Miami, 11/16/75

Longest Return, Opponent (All TDs)

93	Bill Baird, N.Y. Jets, 11/10/63
85	Jon Staggers, Green Bay, 11/19/72
83	Phillip Buchanan, @ Oakland, 9/29/02
82	Keith Moody, Buffalo, 10/15/78
82	Corey Sawyer, Cincinnati, 9/25/94

YARDAGE AVERAGE

Career	
13.2	Billy Johnson, 1974-80

Season	
15.4	Billy Johnson, 1977

TOUCHDOWNS

Career	
5	Billy Johnson, 1974-80
4	Pacman Jones, 2005-06

Season	
3	Billy Johnson, 1975
3	Pacman Jones, 2006

Game	
2	Darius Reynaud, vs. Jacksonville (69 and 81 yards), 12/30/12
1	19 times, last by Tommie Campbell (65 yds), vs. Detroit, 9/23/12

Game, Opponent

1	15 times, last by Jakeem Grant (74 yds), @ Miami, 10/9/16
---	---

INDIVIDUAL RECORDS: KICKOFF RETURNS

KICKOFF RETURNS

Most Seasons Leading Team

4	Billy Jancik, 1962-67
4	Billy Johnson, 1974-80
4	Carl Roaches, 1980-84

Most Consecutive Seasons Leading Team

4	Billy Johnson, 1974-77
---	------------------------

Career

158	Bobby Jancik, 1962-67
156	Derrick Mason, 1997-2004
150	Carl Roaches, 1980-84
121	Billy Johnson, 1974-80
118	Marc Mariani, 2010-11, 2016
111	Mel Gray, 1995-97

Season

60	Marc Mariani, 2010
53	Darius Reynaud, 2012
53	Mel Gray, 1995
50	Mel Gray, 1996
50	Bobby Wade, 2006
45	Bobby Jancik, 1963
43	Pacman Jones, 2005
42	Mike Archie, 1998
42	Derrick Mason, 2000

Game

8	Bobby Jancik, vs. Boston, 12/8/63
8	Bobby Jancik, @ Oakland, 12/22/63
8	Jason McAddley, vs. Denver, 12/25/04

Game, Opponent

8	Brian Baschnagel, Chicago, 11/6/77
8	Antonio Chatman, @ Green Bay, 12/12/04
7	Bo Roberson, @ Oakland, 12/22/63
7	Glyn Milburn, Denver, 11/26/95
7	David Dunn, @ Cincinnati, 9/24/95
7	Aveion Cason, @ Detroit, 11/27/08

7	Deji Karim, @ Jacksonville, 10/18/10
7	Michael Walker, vs. Jacksonville, 11/24/19

YARDS GAINED

Career	
4,185	Bobby Jancik, 1962-67
3,496	Derrick Mason, 1997-2004
3,276	Carl Roaches, 1980-84
2,902	Billy Johnson, 1974-80
2,838	Marc Mariani, 2010-11, 2016
2,592	Mel Gray, 1995-97

Season	
1,530	Marc Mariani, 2010
1,317	Bobby Jancik, 1963
1,240	Darius Reynaud, 2012
1,224	Mel Gray, 1996
1,194	Bobby Wade, 2006
1,183	Mel Gray, 1995
1,132	Derrick Mason, 2000
1,127	Pacman Jones, 2005

Game	
240	Bobby Jancik, @ Oakland, 12/22/63
221	Bobby Jancik, vs. Boston, 12/8/63
209	Leon Washington, @ Denver, 12/8/13

Game, Opponent	
185	Brian Baschnagel, Chicago, 11/6/77
178	Glyn Milburn, Denver, 11/26/95
168	Deji Karim, @ Jacksonville, 10/18/10
167	LaRod Stephens-Howling, Arizona, 11/29/09

Longest Kickoff Return (All TDs)

105	Darius Reynaud, vs. Detroit, 9/23/12
104	Ken Hall, @ N.Y. Titans, 10/23/60

103	Bob Gresham, @ Cincinnati, 9/23/73
101	Derrick Mason, @ Cincinnati, 11/18/01
100	Marc Mariani (16 yards) & Tommie Campbell (84 yards), vs. Tampa Bay, 11/27/11
98	Marc Mariani, vs. Denver, 10/3/10
97	Carl Roaches, vs. Pittsburgh, 9/18/83
96	Carl Roaches, vs. Cincinnati, 10/4/81

Longest Kickoff Return, Opponent (All TDs)

107	Josh Huff, @ Philadelphia, 11/23/14
102	Jakeem Grant, @ Miami, 9/9/18
101	Eric Metcalf, Cleveland, 12/9/90
100	Art Baker, @ Buffalo, 9/9/62
100	Goldie Sellers, @ Denver, 10/2/66
99	Tremain Mack, @ Cincinnati, 11/14/99
99	LaRod Stephens-Howling, Arizona, 11/29/09
98	Alvis Whitted, Jacksonville, 12/26/99
97	Marc Logan, Miami, 10/1/89

AVERAGE YARDAGE

Career (75 returns)

26.5	Bobby Jancik, 1962-67
24.1	Marc Mariani, 2010-11, 2016
24.0	Billy Johnson, 1974-80
23.4	Mel Gray, 1995-97
22.4	Derrick Mason, 1997-2004
21.8	Carl Roaches, 1980-84

Season

31.7	Darius Jennings, 2018
31.3	Ken Hall, 1960
30.3	Bobby Jancik, 1962

INDIVIDUAL RECORDS: KICKOFF RETURNS

TOUCHDOWNS

Career

2	Billy Johnson, 1974-80
2	Carl Roaches, 1980-84

Season

1	18 times, last by A.J. Brown, 2020
---	------------------------------------

Game

1	18 times, last by A.J. Brown, @ Indianapolis, 11/29/20
---	--

Game, Opponent

1	13 times, last by Jakeem Grant, @ Miami, 9/9/18
---	---

INDIVIDUAL RECORDS: COMBINED YARDS

Combined Yards = Rushing + Receiving + Interception Returns + Kickoff Returns + Punt Returns + Fumble Returns

Career

12,153	Eddie George, 1996-03 (10,009 rushing, 2,144 receiving)
11,202	Derrick Mason, 1997-2004 (6,114 rec., 3,496 KO returns, 1,590 PR, 2 rushing)
9,985	Chris Johnson, 2008-2013 (7,966 rushing, 2,003 receiving, 17 KO returns)
9,292	Earl Campbell, 1978-84 (8,574 rushing, 718 receiving)
8,704	Ernest Givins, 1986-94 (7,935 receiving, 397 PR, 345 rushing, 27 KO returns)

7,500	Drew Hill, 1985-91 (1 rushing, 7,477 receiving, 22 KO returns)
7,421	Ken Burrough, 1971-81 (6,907 receiving, 455 KO returns, 59 rushing)

Season

2,690	Derrick Mason, 2000 (1 rushing, 895 receiving, 1,132 kickoff returns, 662 punt returns)
2,509	Chris Johnson, 2009 (2,006 rushing, 503 receiving)
2,141	Derrick Henry , 2020 (2,027 rushing, 114 receiving)
2,043	Billy Cannon, 1961, (948 rushing, 586 receiving, 70 punt returns, 439 kickoff returns)

2,004	Derrick Mason, 2001, (1,128 receiving, 748 kick returns, 128 punt returns)
1,981	Earl Campbell, 1980, (1,934 rushing, 47 rec.)
1,962	Eddie George, 2000 (1,509 rushing, 453 rec.)

Game

373	Billy Cannon, @ N.Y. Titans, 12/10/61
-----	---------------------------------------

INDIVIDUAL RECORDS: YARDS FROM SCRIMMAGE

Scrimmage Yards = Rushing + Receiving

Career

12,153	Eddie George, 1996-2003 (10,009 rushing, 2,144 receiving)
9,968	Chris Johnson, 2008-2013 (7,966 rushing, 2,003 receiving)
9,292	Earl Campbell, 1978-1984 (8,574 rushing, 718 receiving)
8,280	Ernest Givins, 1986-1994 (345 rushing, 7,935 receiving)
7,478	Drew Hill, 1985-1991 (1 rushing, 7,477 receiving)

Season

*2,509	Chris Johnson, 2009 (2,006 rushing, 503 receiving)
2,141	Derrick Henry , 2020 (2,027 rushing, 114 receiving)
1,981	Earl Campbell, 1980 (1,934 rushing, 47 receiving)
1,962	Eddie George, 2000 (1,509 rushing, 453 receiving)
* Denotes NFL Record	

Game

330	Billy Cannon, @ N.Y. Titans, 12/10/61
-----	---------------------------------------

284	Chris Johnson, vs. Houston, 9/20/09
272	Charlie Hennigan, @ Boston, 10/13/61
264	Derrick Henry , vs. Houston, 10/18/20
249	Eddie George, vs. Oakland, 12/9/99
245	Haywood Jeffires, @ Kansas City, 12/16/90
239	Chris Johnson, vs. Jacksonville, 11/1/09
238	Derrick Henry , vs. Jacksonville, 12/6/18

INDIVIDUAL RECORDS: INTERCEPTIONS

Most Seasons Leading Team

5	Darryll Lewis, 1991-98
4	Samari Rolle, 1998-04
4	Michael Griffin, 2008, 2010-12
3	Kevin Byard , 2017-19
3	Jason McCourty, 2011-12, 2014
3	Jim Norton, 1960-68

Most Consecutive Seasons Leading Team

5	Darryll Lewis, 1994-98
---	------------------------

Career

45	Jim Norton, 1960-68
31	Cris Dishman, 1988-96
30	Freddy Glick, 1961-66

27	Tony Banfield, 1960-65
27	W.K. Hicks, 1964-69
27	Darryll Lewis, 1991-98
26	Mike Reinfeldt, 1976-83
25	Ken Houston, 1967-72
25	Michael Griffin, 2007-15
24	Zeke Moore, 1967-77
23	Willie Alexander, 1971-79
23	Samari Rolle, 1998-2004

Season

12	Freddy Glick, 1963
12	Mike Reinfeldt, 1979
10	Miller Farr, 1967

Game

3	Nine players, last by Kevin Byard , @ Cleveland, 10/22/17
---	--

Game, Opponent

4	Bobby Hunt, @ Kansas City, 10/4/64
3	8 times, last by Glover Quin, @ Houston, 11/28/10

Consecutive Games Intercepted By

5	Pete Jaquess, 1964
4	Freddy Glick, 1963
4	Jim Norton, 1967
4	Miller Farr, 1967

INDIVIDUAL RECORDS: INTERCEPTIONS

4	Cris Dishman, 1991, 1993
4	Bo Orlando, 1991
4	Michael Griffin, 2010

YARDS GAINED

Career

650	Ken Houston, 1967-72
592	Jim Norton, 1960-68
540	Darryll Lewis, 1991-98
457	W.K. Hicks, 1964-69

Season

264	Miller Farr, 1967
220	Ken Houston, 1971
205	Mike Reinfeldt, 1979

Game

128	Miller Farr, @ N.Y. Jets, 10/15/67
115	Michael Griffin, vs. Pittsburgh, 12/21/08
109	Zach Brown, vs. Jacksonville, 12/30/12

Game, Opponent

177	Charlie McNeil, @ San Diego, 9/24/61
108	Bobby Hunt, @ Kansas City, 10/4/64

100	Rod Woodson, @ Oakland, 9/29/02
-----	---------------------------------

Longest Interception Returns (All TDs)

99	Cortland Finnegan, vs. Houston, 9/21/08
98	Pete Jaquess, @ Oakland, 9/19/64
98	Darryll Lewis, @ Chicago, 10/22/95
97	Jordan Babineaux, @ Cleveland, 10/2/11
95	Willie Alexander, @ Green Bay, 9/25/77

Longest Interception Returns, Opponent

98	Bob Suci, @ Boston, 11/1/63 (TD)
95	Marlon McCree, @ Houston, 12/21/03 (TD)
91	Booker Edgerson, @ Buffalo, 11/1/64 (TD)
86	Glen Edwards, Pittsburgh, 9/30/73 (TD)
86	Whitney Mercilus, Houston, 12/15/19
85	Adam Archuleta, @ St. Louis, 9/25/05 (TD)
82	Rod Woodson, @ Oakland, 9/29/02 (TD)

TOUCHDOWNS

Career

9	Ken Houston, 1967-72
5	Miller Farr, 1967-69
5	Darryll Lewis, 1991-98

Season

4	Ken Houston, 1971
---	-------------------

Game

2	Zach Brown, vs. Jacksonville, 12/30/12
2	Miller Farr, vs. Buffalo, 12/7/68
2	Ken Houston, vs. San Diego, 12/19/71

Game, Opponent

2	Lemar Parrish, Cincinnati, 12/17/72
1	many times, last by Trumaine Johnson, vs. N.Y. Jets, 12/2/18

INDIVIDUAL RECORDS: SACKS

Career

105	Elvin Bethea, 1968-83
74.5	Ray Childress, 1985-95
66	Jesse Baker, 1979-87

Season

17	Elvin Bethea, 1973
15.5	Jesse Baker, 1979
15	William Fuller, 1991
14.5	Jevon Kearse, 1999

Game

4	Ed Hussmann, vs. Dallas, 11/4/62
4	Ed Hussmann, vs. N.Y. Jets, 11/14/62

4	Elvin Bethea, @ San Diego, 10/17/76
4	Jesse Baker, vs. Kansas City, 9/16/79
4	William Fuller, vs. Pittsburgh, 11/28/93
3.5	Jason Jones, vs. Pittsburgh, 12/21/08
3	34 times, last by Kyle Vanden Bosch, vs. NY Jets, 12/23/07

Consecutive Games, One or More Sacks

8	Curley Culp, 1974-75
8	Jevon Kearse, 1999
7	Sean Jones, 1990
6	Jesse Baker, 1979

6	Jesse Baker, 1981-82
6	Jevon Kearse, 2003
5	Harold Landry III , 2019
5	Brian Orakpo, 2016
5	Sean Jones, 1992
5	William Fuller, 1991

Most Games with Two or More Sacks, Career

26	Elvin Bethea, 1968-83
13	Jesse Baker, 1979-87
13	Ray Childress, 1985-95
12	Sean Jones, 1988-93
10	Jevon Kearse, 1999-2003

INDIVIDUAL RECORDS: FUMBLE RETURNS

Opponents' Fumble Returned for TD's, Career

4	Keith Bulluck, 2000-09
3	Doug Cline, 1960-66
3	Marcus Robertson, 1991-2000
2	Johnny Peacock, 1969-70
2	Robert Lyles, 1984-90
2	Ray Childress, 1985-95
2	Cris Dishman, 1988-96
2	Antwan Odom, 2004-07
2	Jason McCourty, 2009-16
2	Wesley Woodyard, 2014-19

Opponents' Fumble Returned for TD's, Season

2	Doug Cline, 1961
2	Marcus Robertson, 1997

2	Antwan Odom, 2005
---	-------------------

Opponents' Fumble Returned for TD's, Game

1	59 times, last by Desmond King II vs. Chicago, 11/8/20
---	---

Longest Fumble Return (All TDs)

96	C.L. Whittington, @ New Orleans, 10/3/76
93	Robert Lyles, @ Cincinnati, 10/19/86
92	Cortland Finnegan, vs. Jacksonville, 12/17/06

INDIVIDUAL RECORDS: BLOCKED KICKS

Blocked Punts Returned for Touchdowns, Career

2 Cris Dishman, 1988-96

Blocked Punts Returned for Touchdowns, Game

1 13 times, last by Jason McCourty, vs. Indianapolis, 10/30/11

Blocked Field Goals Returned for Touchdowns, Game

1 Mark Johnston, 62 yards (11/26/61 vs. Denver)

1 Tony Banfield, 50 yards (12/9/62 vs. Oak.)
 1 Ken Houston, 71 yards (10/15/67 @ N.Y. Jets)
 1 Donald Mitchell, 69 yards (10/21/01 @ Detroit)
 1 **Tye Smith**, 63 yards (12/1/19 @ Indianapolis)

Blocked Field Goal, Last Time

1 **DaQuan Jones** @ Jacksonville, 12/13/20

Blocked Punt, Last time

1 Tim Shaw vs. Pittsburgh, 10/11/12

TEAM RECORDS: GAMES WON & LOST

GAMES WON

Most Consecutive Games Won

13 (Dec. 16, 2007-Nov. 16, 2008)
 11 (Oct. 17, 1993-Jan. 2, 1994)

Most Consecutive Games Without Defeat

13 (Dec. 16, 2007-Nov. 16, 2008)
 11 (Oct. 13, 1961-Sept. 9, 1962)
 11 (Oct. 17, 1993-Jan. 2, 1994)

Most Games Won, Season

13 (1999, 2000, 2008)
 12 (1993, 2003)
 11 (1962, 1979, 1980, 1991, 2002, 2020)

Most Consecutive Games Won, Season

11 (Oct. 17, 1993-Jan. 2, 1994)

Most Consecutive Games Won, Start of Season

10 (Sept. 7-Nov. 16, 2008)
 5 (Sept. 14-Oct. 18, 2020)
 3 (Sept. 12-Sept. 26, 1999)
 3 (Sept. 1-Sept. 16, 1991)

Most Consecutive Games Won, End of Season

11 (Oct. 17, 1993-Jan. 2, 1994)

Most Consecutive Games Without Defeat, Season

11 (Oct. 17, 1993-Jan. 2, 1994)

Most Consecutive Games w/out Defeat, Start of Season

10 (Sept. 7-Nov. 16, 2008)
 5 (Sept. 14-Oct. 18, 2020)
 3 (Sept. 12-Sept. 26, 1999)
 3 (Sept. 1-Sept. 16, 1991)

Most Consecutive Games w/out Defeat, End of Season

11 (Oct. 17, 1993-Jan. 2, 1994)

Most Home Games Won, Season

8 (1999)

7 (1988, 1991, 1993, 2000, 2003, 2008)

Most Consecutive Home Games Won

12 (Sept. 12, 1999-Nov. 5, 2000)
 10 (Oct. 6, 2002-Nov. 16, 2003)
 9 (Dec. 6, 1987-Nov. 20, 1988)
 9 (Nov. 26, 1990-Nov. 17, 1991)

Most Consecutive Home Games Without Defeat

12 (Sept. 12, 1999-Nov. 5, 2000)
 10 (Oct. 6, 2002-Nov. 16, 2003)
 9 (Dec. 6, 1987-Nov. 20, 1988)
 9 (Nov. 26, 1990-Nov. 17, 1991)

Most Road Games Won, Season

6 (1996, 2000, 2008, 2020)

Most Consecutive Road Games Won

8 (Dec. 16, 2007-Nov. 27, 2008)
 5 (Dec. 1, 2019-Sept. 27, 2020)
 5 (Nov. 19, 2006-Sept. 24, 2007)
 5 (Oct. 17-Dec. 25, 1993)
 5 (Oct. 29, 1961-Sept. 9, 1962)

Most Consecutive Road Games Without Defeat

8 (Dec. 16, 2007-Nov. 27, 2008)
 6 (Oct. 13, 1961-Sept. 9, 1962)

Most Shutout Games Won or Tied, Season

2 (1966, 1977, 1993)

Overtime Wins, Regular Season

30-27 (@ Cincinnati, 9/23/79)
 27-24 (vs. N.Y. Jets, 10/28/79)
 23-20 (vs. Pittsburgh, 12/2/84)
 17-14 (@ Indianapolis, 9/4/88)
 26-23 (vs. Dallas, 11/10/91)
 23-20 (vs. Kansas City, 9/20/92)
 30-27 (@ Cincinnati, 10/6/96)
 24-21 (vs. Oakland, 8/31/97)
 17-14 (vs. Kansas City, 9/10/00)
 31-28 (vs. Tampa Bay, 10/14/01)
 32-29 (@ N.Y. Giants, 12/1/02)
 26-20 (@ Houston, 12/10/06)
 19-16 (vs. Green Bay, 11/2/08)
 27-24 (vs. Miami, 12/20/09)

44-41 (vs. Detroit, 9/23/12)
 34-28 (@ New Orleans, 11/8/15)
 12-9 (@ Cleveland, 10/22/17)
 26-23 (vs. Philadelphia, 9/30/18)
 42-36 (vs. Houston, 10/18/20)
 30-24 (@ Baltimore, 11/22/20)

GAMES LOST

Most Consecutive Games Lost

18 (Oct. 9, 1972-Oct. 28, 1973)

Most Consecutive Games Without a Victory

18 (Oct. 9, 1972-Oct. 28, 1973)

Most Games Lost, Season

14 (1983, 1994, 2014)

Most Consecutive Games Lost, Season

11 (Oct. 9-Dec. 17, 1972)

Most Consecutive Games Lost, Start of Season

10 (Sept. 4-Nov. 6, 1983)

Most Consecutive Games Lost, End of Season

11 (Oct. 9-Dec. 17, 1972)

Most Consecutive Games Without Victory, Season

11 (Oct. 9-Dec. 17, 1972)

Most Consecutive Games Without Victory, Start of Season

10 (Sept. 4-Nov. 6, 1983)

Most Consecutive Games Without Victory, End of Season

11 (Oct. 9-Dec. 17, 1972)

Most Consecutive Home Games Lost

13 (Oct. 9, 1972-Dec. 16, 1973)

Most Consecutive Home Games Without Victory

13 (Oct. 9, 1972-Dec. 16, 1973)

TEAM RECORDS: GAMES WON & LOST

Most Consecutive Road Games Lost

23 (Sept. 27, 1981-Nov. 4, 1984)

Most Consecutive Road Games Without Victory

23 (Sept. 27, 1981-Nov. 4, 1984)

Most Shutout Games Lost or Tied, Season

2 (1972, 1985)

TIE GAMES

Ties

31-31 (@ Boston, 10/13/61)
 28-28 (@ N.Y. Jets, 10/15/67)
 31-31 (vs. Cincinnati, 11/9/69)
 20-20 (@ Denver, 11/16/69)
 31-31 (@ San Diego, 10/25/70)
 13-13 (vs. New Orleans, 10/3/71)

Most Tie Games, Season

2 (1969)

TEAM RECORDS: SCORING

Most Points, Season

513 (1961)
 491 (2020)
 435 (2003)
 424 (1988)

Fewest Points, Season

136 (1982, nine games)
 199 (1967)

Most Points, Game

58 (vs. Cleveland, 12/9/90)
 56 (vs. N.Y. Titans, 10/14/62)
 55 (vs. Oakland, 9/9/61)
 55 (at Denver, 11/5/61)
 49 (vs. San Diego, 12/19/71)
 49 (at Oakland, 12/22/63)
 49 (vs. N.Y. Titans, 11/19/61)
 48 (vs. Cincinnati, 10/14/90)
 48 (at N.Y. Titans, 12/10/61)
 48 (at Green Bay, 10/11/04)

Most Points, Both Teams, Game

101 (Oakland 52, Oilers 49, @ Oakland, 12/22/63)
 88 (Buffalo 47, Oilers 41, @ Houston, 9/24/89)

Fewest Points, Game

0 (21 times, last at Denver, 10/13/19)

Fewest Points, Both Teams, Game

6 (Oilers 6, Pittsburgh 0, @ Houston, 12/4/80)

Most Points, Shutout Victory, Game

55 (Oilers vs. Oakland, 9/9/61)

Fewest Points, Shutout Victory, Game

6 (Oilers vs. Pittsburgh, 12/4/80)

Largest Margin of Victory, Game

55 (Oilers 55, Oakland 0, @ Houston, 9/9/61)

Largest Margin of Defeat, Game

59 (Titans 0 at New England 59, 10/18/09)
 54 (Oilers 7 at Cincinnati 61, 12/17/89)

Smallest Margin of Victory, Game

1 (14 times, last Titans 31, Vikings 30, @ Min., 9/27/20)

Smallest Margin of Defeat, Game

1 (22 times, last Titans 19 @ Chargers 20, 10/21/18)

Most Points Overcome to Win Game

24 (at Cincinnati, 9/23/79)
 23 (at New England, 11/12/78)
 21 (at Atlanta, 11/23/03)
 21 (vs. N.Y. Giants, 11/26/06)

Most Points, One Half

45 (vs. Cleveland, 12/9/90)

Most Points, First Quarter

24 (@ Indianapolis, 12/5/04)
 21 (vs. Green Bay, 11/13/16)
 21 (@ Tampa Bay, 9/13/15)
 21 (vs. Houston, 12/19/10)
 21 (@ Detroit, 11/27/08)
 21 (vs. St. Louis, 10/31/99)

Most Points, Second Quarter

31 (vs. Cleveland, 12/9/90)
 28 (vs. Cincinnati, 11/18/79)

Most Points, Third Quarter

28 (vs. Jacksonville, 11/24/19)
 28 (vs. San Diego, 12/19/71)
 28 (vs. Kansas City, 10/24/65)

Most Points, Fourth Quarter

27 (vs. Philadelphia, 10/24/10)
 24 (vs. Denver, 11/26/61)
 24 (vs. N.Y. Giants, 11/26/06)
 24 (vs. Buffalo, 11/15/09)

Most Consecutive Games Scoring

160 (Nov. 14, 1999 - Dec. 21, 2008)
 155 (Dec. 3, 1989 - Oct. 31, 1999)
 121 (1977-85)

TOUCHDOWNS

Most Touchdowns, Season

66 (1961)

Fewest Touchdowns, Season

18 (1967)

Most Touchdowns, Game

8 (Oilers vs. N.Y. Titans, 10/14/62; Oilers vs. Clev., 12/9/90)

Most Touchdowns, Both Teams, Game

14 (Oilers 7, Oakland 7, @ Oakland, 12/22/63)

POINTS AFTER TOUCHDOWN

Most PATs, Season

65 (1961)

Most PATs, Game

8 (Oilers vs. N.Y. Titans, 10/14/62)
 7 (four times, last vs. Cleveland, 12/9/90)

Most PATs, Both Teams, Game

14 (Oilers 7, Oakland 7, @ Oakland, 12/22/63)

TWO-POINT CONVERSIONS

Most Two-Point Conversions, Season

4 (2020)
 4 (1994)

Most Two-Point Conversions, Opponent, Season

4 (1999)
 4 (1998)

Most Two-Point Conversions, Game

2 (vs. N.Y. Jets, 9/10/06)
 1 (32 times, last vs. Detroit, 12/20/20)

Most Two-Point Conversions, Opponent, Game

3 (@ Pittsburgh, 11/1/98)

Most Two-Point Conversion Attempts, Season

7 (2020)
 7 (1994)

Most Two-Point Conversion Attempts, Opp., Season

8 (2020)
 6 (1999)

TEAM RECORDS: SCORING

FIELD GOALS

Most Field Goals Attempted, Season

42 (2017)
40 (1969)
39 (2007)
38 (1996)
37 (1989)

Most Field Goals Attempted, Game

8 (at Houston, 10/21/07)
6 (five times, last @ Minnesota, 9/27/20)

Most Field Goals Attempted, Both Teams, Game

10 (Buffalo 7, @ Oilers 3, 12/5/65)
9 (Tennessee 6, @ New England 3, 10/5/03)
9 (Washington 6, @ Tennessee 3, 11/21/10)

9 (Detroit 4, @ Tennessee 5, 9/23/12)
9 (Tennessee 3, @ Oakland 6, 11/24/13)
9 (Tennessee 3, @ San Francisco 6, 12/17/17)

Most Field Goals, Season

36 (1998)
35 (2017)
35 (2007)
32 (1996)
29 (1993, 2008, 2011)

Fewest Field Goals, Season

8 (2019)
8 (1968)

Most Field Goals, Game

8 (@ Houston, 10/21/07)
6 (@ Minnesota, 9/27/20)

5 (vs. Miami, 9/28/69; @Philadelphia, 12/3/00)

Most Field Goals, Both Teams, Game

9 (Tennessee 3, @ San Francisco 6, 12/17/17)
8 (Tennessee 3, @ Buffalo 5, 12/24/06)
8 (Tennessee 8, @ Houston 0, 10/21/07)
8 (Indianapolis 3, @ Tennessee 5, 10/16/17)
7 (19 times, last Tennessee 6, @ Minnesota 1, 9/27/20)

TEAM RECORDS: FIRST DOWNS

Most First Downs, Season

381 (2020)
376 (1990)

Fewest First Downs, Season

138 (1982, nine games)
199 (1976)

Most First Downs, Game

34 (vs. Cleveland, 12/9/90)

Fewest First Downs, Game

4 (at Cleveland, 10/21/73)
5 (vs. Jacksonville, 12/17/06)

Most First Downs, Both Teams, Game

57 (Tennessee 21, Detroit 36, @ Tennessee, 9/23/12, OT)
56 (Tennessee 31, Houston 25, @ Tennessee, 10/18/20, OT)
56 (Tennessee 32, Arizona 24, @ Tennessee, 12/15/13, OT)
56 (Houston 33, Buffalo 23, @ Houston, 9/24/89, OT)

55 (Three times, last Tennessee 28, Detroit 27, @ Tennessee, 12/20/20)

Most First Downs Rushing, Season

155 (1980)

Fewest First Downs Rushing, Season

52 (1982, nine games)
62 (1971)

Most First Downs Rushing, Game

17 (three times, last @ Houston, 1/3/21)

Fewest First Downs Rushing, Game

0 (six times, last @ Denver, 10/13/19)

Most First Downs Passing, Season

251 (1990)

Fewest First Downs Passing, Season

81 (1982, nine games)
86 (1967)

Most First Downs Passing, Game

28 (@ Oakland, 12/19/04)

Fewest First Downs Passing, Game

0 (twice, last @ Buffalo, 11/10/85)

Most First Downs By Penalty, Season

37 (2015)
36 (2020)
36 (2019)
36 (2017)
36 (2013)
32 (2016)
30 (1989)

Fewest First Downs By Penalty, Season

5 (1982, nine games)
10 (1967)

Most First Downs By Penalty, Game

7 (vs. Indianapolis, 11/12/20)
7 (@ Atlanta, 9/9/90)

TEAM RECORDS: NET YARDS GAINED

Most Yards Gained, Season

6,343 (2020)
6,288 (1961)
6,222 (1990)

Fewest Yards Gained, Season

2,373 (1982, nine games)
3,191 (1972)

Most Yards Gained, Game

607 (vs. Houston, 10/18/20, overtime)
583 (vs. Dallas, 11/10/91, overtime)

Fewest Yards Gained, Game

81 (vs. Dallas, 11/24/74)

TEAM RECORDS: RUSHING

Most Rushing Attempts, Season

616 (1979)
605 (1978)

Fewest Rushing Attempts, Season

225 (1982, nine games)
324 (1965)

Most Rushing Attempts, Game

56 (vs. San Diego, 9/28/75)
55 (vs. Oakland, 9/9/61)

Fewest Rushing Attempts, Game

7 (vs. N.Y. Giants, 12/8/85)
9 (vs. Cincinnati, 10/24/76)
10 (@ San Diego, 9/16/12)

Most Yards Gained Rushing, Season

2,690 (2020)
2,635 (1980)
2,592 (2009)

2,571 (1979)

Fewest Yards Gained Rushing, Season

799 (1982, nine games)
1,106 (1971)

Most Yards Gained Rushing, Game

332 (@ Kansas City, 10/19/08)
305 (vs. Jacksonville, 11/1/09)
296 (vs. Kansas City, 11/27/77)
292 (@ Detroit, 11/27/08)

Fewest Yards Gained Rushing, Game

19 (twice, last vs. San Diego, 12/12/65)

Highest Average Gain Rushing, Season

5.2 (2009)
5.2 (2020)
5.0 (2019)
4.7 (2006)
4.6 (three times, last in 2016)

Most Touchdowns Rushing, Season

26 (2020)
26 (1988)

Fewest Touchdowns Rushing, Season

5 (1982, nine games)
6 (2014)
6 (1976)

Most Touchdowns Rushing, Game

5 (vs. L.A. Chargers, 9/18/60)

Fewest Touchdowns Rushing, Game

0 (many times, last vs. Chicago, 11/8/20)

TEAM RECORDS: PASSING

Most Passes Attempted, Season

667 (1991)

Fewest Passes Attempted, Season

287 (1982, nine games)
333 (1967)

Most Passes Attempted, Game

68 (@ Buffalo, 11/1/64 — 37 completed)
61 (vs. Oakland, 11/7/65 — 27 completed)
61 (@ Oakland, 12/19/04 — 40 completed)

Fewest Passes Attempted, Game

6 (vs. Cincinnati, 10/4/81)

Most Passes Attempted, Both Teams

98 (Titans 61, Oakland 37, @ Oakland, 12/19/04)
97 (Oilers 44, Denver 53, @ Houston, 12/2/62)
97 (Titans 42, Detroit 55, @ Tennessee, 9/23/12)

Most Passes Completed, Season

411 (1991)

Fewest Passes Completed, Season

144 (1967)

Most Passes Completed, Game

41 (vs. Dallas, 11/10/91 — overtime)

Fewest Passes Completed, Game

1 (vs. Cincinnati, 10/4/81)

Most Yards Gained Passing, Season

4,805 (1990)

Fewest Yards Gained Passing, Season

1,381 (1967)

Most Yards Gained Passing, Game

527 (@ Kansas City, 12/16/90)

Fewest Yards Gained Passing, Game

-7 (@ New England, 10/18/09)

Most Times Sacked, Season

65 (1994)
58 (1985)

Fewest Times Sacked, Season

11 (1962)
12 (2008)

Most Times Sacked, Game

12 (vs. Dallas, 9/29/85)

Most Times Sacked, Both Teams, Game

14 (Oilers 12, Dallas 2, @ Houston, 9/29/85)

Most Touchdowns Passing, Season

48 (1961)

Fewest Touchdowns Passing, Season

9 (2007)

Most Touchdowns Passing, Game

7 (twice, last vs. N.Y. Titans, 10/14/62)

Most Touchdowns Passing, Both Teams, Game

11 (Oilers 5, Oakland 6, @ Oakland, 12/22/63)

Most Passes Had Intercepted, Season

48 (1962)*

Fewest Passes Had Intercepted, Season

7 (2020)
8 (2019)
9 (2003, 2008)
10 (1998)

Most Passes Had Intercepted, Game

6 (six times, last @ Cleveland, 11/30/86)

* Denotes League Record

TEAM RECORDS: PUNTING

Most Punts, Season

100 (1976)
96 (1994)
93 (1979)

Fewest Punts, Season

34 (1990)

Most Punts, Game

11 (three times, last @ Pittsburgh, 12/3/95)

Fewest Punts, Game

0 (five times, last vs. Cincinnati, 10/27/91)

Highest Average Distance, Punting, Season

49.7 (2017)
47.4 (2015)
47.2 (1998)
47.1 (2019)
46.8 (2014)
46.4 (2018)
45.3 (1993)

TEAM RECORDS: PUNTING

45.2 (1992)	Highest Net Average, Punting, Season	40.1 (2020)
Highest Average Distance, Punting, Game	44.6 (2017)	39.4 (2012)
60.5 (vs. Pittsburgh, 10/25/20)	43.1 (2019)	39.4 (2011)
59.2 (vs. Buffalo, 12/27/92)	41.7 (2018)	39.2 (1998)
	40.8 (2014)	39.2 (2013)
	40.3 (2015)	

TEAM RECORDS: PUNT RETURNS & KICKOFF RETURNS

PUNT RETURNS

Most Punt Returns, Season	Most Punt Returns, Game
53 (2000)	10 (vs. Tampa Bay, 9/12/76)
52 (1968)	
Fewest Punt Returns, Season	Most Yards, Punt Returns, Season
15 (1960)	671 (2000)
	620 (1975)
Most Yards, Punt Returns, Season	Fewest Yards, Punt Returns, Season
671 (2000)	104 (1982, 9 games)
620 (1975)	118 (1961)
Fewest Yards, Punt Returns, Season	Highest Average, Punt Returns, Season
104 (1982, 9 games)	15.3 (2012)
118 (1961)	15.0 (1977)
Highest Average, Punt Returns, Season	Most Touchdowns, Punt Returns, Season
15.3 (2012)	3 (1975, 2006 and 2012)
15.0 (1977)	

Most Touchdowns, Punt Returns, Game
2 (vs. Jacksonville, 12/30/12)
1 (19 times, last vs. Detroit, 9/23/12)

KICKOFF RETURNS

Most Kickoff Returns, Season	Fewest Kickoff Returns, Season
83 (1983)	23 (2018)
	28 (2017)
	30 (2019)
	31 (1993)
	32 (2011)
	33 (2016)
	33 (2015)
Most Kickoff Returns, Game	Most Yards, Kickoff Returns, Season
10 (twice, last at Cincinnati, 12/17/89)	1,835 (2006)
	1,721 (1981)

Fewest Yards, Kickoff Returns, Season	Highest Average, Kickoff Returns, Season
589 (1993)	32.0 (2018)*
618 (2017)	26.1 (2000)
629 (2016)	26.0 (2011)
638 (2019)	25.9 (1962)
680 (2015)	
737 (2018)	Most Touchdowns, Kickoff Returns, Season
767 (2020)	2 (three times, last in 1983)
	Most Touchdowns, Kickoff Returns, Game
	1 (18 times, last @ Indianapolis, 11/29/20)

TEAM RECORDS: FUMBLES

Most Fumbles, Season	Fewest Fumbles, Season
42 (1994)	10 (2017)
41 (1985)	14 (1982, nine games)
	15 (2020)
	17 (1962, 1999, 2011 and 2016)
Most Fumbles, Game	
8 (@ Pittsburgh, 12/9/73)	

Most Fumbles Lost, Season	Fewest Fumbles Lost, Season
25 (1994)	5 (2020)
	6 (2018)
	7 (1967, 2006 and 2016)
	8 (2008, 2011 and 2017)
Most Fumbles Lost, Game	
5 (twice, last vs. Philadelphia, 12/2/91)	

Most Opponents' Fumbles Recovered, Season	Most Opponents' Fumbles Recovered, Game
28 (1977)	7 (@ Kansas City, 10/12/69)
	Fewest Opponents' Fumbles Recovered, Season
	4 (2014)
	5 (2012)
	6 (2016 and 2018)
	7 (2009)
	8 (five times, last in 2020)

TEAM RECORDS: BLOCKED KICKS

Most Blocked Field Goals, Season	Most Blocked Field Goals, Game
6 (1961)	2 (at Indianapolis, 12/1/19)
	2 (at Baltimore, 12/14/97)
	2 (at Cleveland, 9/13/81)
	2 (vs. Denver, 11/26/61)

Most Blocked Extra Points, Season	Most Blocked Extra Points, Game
3 (1975)	2 (at Cincinnati, 12/23/90)
	2 (vs. Miami, 11/16/75)

Most Blocked Punts, Season	Most Blocked Punts, Game
3 (1988)	2 (at Pittsburgh, 10/16/88)
	2 (at Philadelphia, 10/2/88)

TEAM RECORDS: PENALTIES

Fewest Penalties, Season (any)

52 (1982, nine games)
58 (1963)

Fewest Penalties, 16-Game Season

82 (2018)
84 (1983)

Most Penalties, Season

148 (1989)

Fewest Penalties, Game

0 (vs. Jacksonville, 12/24/11)

0 (@ Cincinnati, 10/29/72)
0 (@ Buffalo, 11/1/64)
0 (vs. Kansas City, 10/27/63)
0 (vs. Oakland, 12/9/62)

Most Penalties, Game

18 (@ Jacksonville, 1/1/06)

Fewest Yards Penalized, Season (any)

424 (1982, nine games)

Fewest Yards Penalized, 16-Game Season

727 (2018)

773 (2007)

Most Yards Penalized, Season

1,150 (twice, last in 1988)

Most Yards Penalized, Game

212 (vs. Baltimore, 10/10/99)

TEAM RECORDS: DEFENSE

SCORING

Fewest Points Allowed, Season

191 (2000)
199 (1967)
226 (1975)

Most Points Allowed, Season

471 (2012)
460 (1983)
447 (1973)

Fewest Points Allowed, Game

0 (16 times, last at N.Y. Giants, 12/16/18)

Most Points Allowed, Game

61 (twice, last @ Cincinnati, 12/17/89)

Fewest Touchdowns Allowed, Season

18 (1967)

Most Touchdowns Allowed, Season

55 (2012)
55 (2020)
53 (1983)

FIRST DOWNS

Fewest First Downs Allowed, Season

183 (1969)

Most First Downs Allowed, Season

391 (2020)
358 (2012)
357 (2014)
356 (1985)
356 (2010)

Most First Downs Allowed, Game (since 1991)

39 (@ Denver, 12/8/13)
36 (vs. Detroit, 9/23/12)
34 (@ Cincinnati, 12/4/97)
33 (@ Houston, 10/1/17)

Fewest First Downs Allowed, Rushing, Season

62 (2000)

Most First Downs Allowed, Rushing, Season

147 (1972)

Fewest First Downs Allowed, Passing, Season

89 (1976)

Most First Downs Allowed, Passing, Season

247 (2020)
231 (2017)
227 (2016)
214 (2010)
213 (2019)

Fewest First Downs Allowed, Penalty, Season

13 (twice, last in 1969)

Most First Downs Allowed, Penalty, Season

48 (1985)

NET YARDS

Fewest Yards Allowed, Season

3,375 (1968)

Most Yards Allowed, Season

6,372 (2020)
6,155 (1985)

Fewest Yards Allowed, Game

26 (vs. Denver, 9/3/66)

Most Yards Allowed, Game

619 (@ New England, 10/18/09)
584 (@ Cincinnati, 12/17/89)
583 (vs. Detroit, OT, 9/23/12)

Fewest Total Plays Allowed, Season

610 (1982, nine games)
840 (1970)

Most Total Plays Allowed, Season

1,139 (2010)
1,099 (2014)
1,091 (1985)

Fewest Total Plays Allowed, Game

36 (vs. Denver, 9/3/66)

Most Total Plays Allowed, Game

92 (vs. Detroit, OT, 9/23/12)
91 (@ Philadelphia, 11/19/06)
91 (@ Denver, 12/8/13)
87 (@ Cleveland, 10/2/11)
86 (vs. Washington, 11/21/10)

85 (three times, last @ Cleveland, 11/30/86, OT)

RUSHING

Fewest Yards Allowed, Rushing, Season

1,027 (1960)

Most Yards Allowed, Rushing, Season

2,814 (1985)

Fewest Yards Allowed, Rushing, Game

-14 (@ Boston, 11/25/60)
4 (vs. Buffalo, 11/23/97)

Most Yards Allowed, Rushing, Game

398 (@ Dallas Texans, 10/1/61)
302 (vs. Kansas City, 10/24/65)

Fewest Touchdowns Allowed, Rushing, Season

5 (1996 and 2017)

Most Touchdowns Allowed, Rushing, Season

27 (1984)

Fewest Attempts Allowed, Rushing, Season

298 (1982, nine games)
356 (2016)
362 (1962)

Most Attempts Allowed, Rushing, Season

596 (1984)

Fewest Attempts Allowed, Rushing, Game

9 (vs. Denver, 12/11/16)
10 (@ Indianapolis, 12/30/07)
11 (vs. Miami, 10/1/89)

Most Attempts Allowed, Rushing, Game

56 (@ Dallas Texans, 10/1/61)

PASSING

Fewest Net Yards Allowed, Passing, Season

1,671 (1968)

Most Net Yards Allowed, Passing, Season

4,439 (2020)
4,307 (2016)
4,139 (2009)
4,084 (2001)

TEAM RECORDS: DEFENSE

Fewest Net Yards Allowed, Passing, Game

-52 (vs. Cincinnati, 10/31/71)
-16 (vs. Chicago, 11/6/77)

Most Net Yards Allowed, Passing, Game

442 (vs. Detroit, OT, 9/23/12)
433 (vs. Kansas City, 11/10/19)
426 (@ New England, 10/18/09)
425 (@ Indianapolis, 12/5/04)
407 (@ Oakland, 12/22/63)
405 (vs. Buffalo, 10/11/64)

Fewest Touchdowns Allowed, Passing, Season

10 (1967, 2000)

Most Touchdowns Allowed, Passing, Season

36 (2020)
35 (1966)

Fewest Attempts Allowed, Passing, Season

284 (1982, nine games)
324 (1972)

Most Attempts Allowed, Passing, Season

635 (2016)
630 (2020)
625 (2010)
605 (2017)
604 (2009)
598 (2019)
591 (2011)

Fewest Attempts Allowed, Passing, Game

11 (@ Pittsburgh, 9/11/05)

Most Attempts Allowed, Passing, Game

61 (@ Cleveland, 10/2/11)
59 (@ Denver, 12/8/13)
57 (@ Pittsburgh, 12/19/93)

Fewest Completions Allowed, Season

158 (1968)

Most Completions Allowed, Season

423 (2020)
410 (2010)
404 (2009)
388 (2016)
386 (2019)
374 (2012)
369 (2011)
369 (2017)

Fewest Completions Allowed, Game

2 (vs. Denver, 9/3/66)

Most Completions Allowed, Game

43 (vs. Detroit, OT, 9/23/12)
40 (@ Cleveland, 10/2/11)
39 (@ Denver, 12/8/13)
38 (@ New England, 10/18/09)
37 (@ Indianapolis, 11/3/02)
36 (six times, last vs. Chicago, 11/8/20)

SACKS

Most Sacks, Season

55 (2000)
54 (1999)
52 (1993)

51 (1979)

Fewest Sacks, Season

19 (2020)
21 (1966)

Most Sacks, Game

9 vs. N.Y. Titans, 10/14/62
9 vs. Cincinnati, 10/31/71
8 at Arizona, 12/10/17
8 at Indianapolis, 11/26/17
8 at San Diego, 10/17/76
8 at Buffalo, 11/10/85
8 at Cincinnati, 9/12/82

INTERCEPTIONS

Most Interceptions, Season

36 (1963)

Fewest Interceptions, Season

3 (1982, nine games)*
6 (1972)

Most Interceptions, Game

6 (six times, last vs. Atlanta, 12/5/93)

Most Interceptions, Both Teams, Game

13 (Oilers 5, Denver 8, @ Houston, 12/2/62)

Most Yards Returning Interceptions, Season

676 (1962)

Most Yards Returning Interceptions, Game

245 (@ N.Y. Jets, 10/15/67)

Most TDs, Returning Interceptions, Season

7 (1967)

Most TDs, Returning Interceptions, Game

3 (vs. San Diego, 12/19/71)

PUNT RETURNS

Fewest Opponent Punt Returns, Season

20 (2020)
20 (1961)
23 (1990)

Most Opponent Punt Returns, Season

64 (1979)
60 (twice, last in 1976)

Fewest Yards Allowed, Punt Returns, Season

144 (2005)
160 (2000)
171 (2020)
186 (1990)

Most Yards Allowed, Punt Returns, Season

748 (1979)
668 (1976)

Lowest Average Allowed, Punt Returns, Season

4.5 (2005)
5.3 (1969)

Highest Average Allowed, Punt Returns, Season

13.9 (2002)
13.6 (1961)

Most Touchdowns Allowed, Punt Returns, Season

3 (2002)
2 (1962, 1965 and 2016)

KICKOFF RETURNS

Fewest Opponent Kickoff Returns, Season

21 (2016)
22 (2015)
25 (2018)
26 (1982, nine games)
30 (2011)
31 (2014)
32 (1970, 1986, 2017)

Most Opponent Kickoff Returns, Season

81 (2003)
78 (1995, 1996)
76 (1999, 2000)
74 (2002)
71 (1990, 1997, 2009)

Fewest Yards Allowed, Kickoff Returns, Season

462 (2016)
564 (1982, nine games)
599 (2015)
680 (2011)
695 (1986)

Most Yards Allowed, Kickoff Returns, Season

1,714 (2009)
1,675 (1996)
1,596 (1999)
1,587 (2000)
1,528 (1997)

Lowest Average Allowed, Kickoff Returns, Season

15.7 (1992)

Highest Average Allowed, Kickoff Returns, Season

27.8 (2018)
27.6 (2014)
27.2 (2015)
26.1 (2012)
25.0 (2008)
24.9 (1985, 2001)

Most Touchdowns Allowed, Kickoff Returns, Season

2 (1966, 1999)

PUNTING

Most Punts Forced, Season

105 (2000)
96 (1976)

Fewest Punts Forced, Season

38 (1982, 9 games)
45 (2020)
56 (1964, 1989)

TEAM RECORDS: DEFENSE

Most Punts Forced, Game

11 (five times, last vs. Pittsburgh, 11/6/94)

Fewest Punts Forced, Game

0 5 times (11/12/78 at New England; 11/5/95 at Cleveland; 12/5/04 at Indianapolis; 9/26/10 at N.Y. Giants; 12/27/20 at Green Bay)

Lowest Punting Average Allowed (Gross), Season

37.1 (1960)

* Denotes League Record

ALL-TIME TWO-POINT CONVERSIONS

TITANS

1994 Oilers: 4-7	Run 0-0, Pass 4-7	12/14/03 vs. Buf	Robert Holcombe run	Good
9/4/94 vs. Ind	Bucky Richardson to Reggie Brown	Good		
	Bucky Richardson to Haywood Jeffries	NG		
10/13/94 vs. Cle	Billy Joe Tolliver to Haywood Jeffries	Good		
12/11/94 vs. Sea	Billy Joe Tolliver to Haywood Jeffries	Good		
	Billy Joe Tolliver to Todd McNair	NG		
12/18/94 vs. KC	Billy Joe Tolliver to Webster Slaughter	NG		
12/24/94 vs. NYJ	Bucky Richardson to Haywood Jeffries	Good		
1995 Oilers: 2-5	Run 2-3, Pass 0-2	2004 Titans: 1-2	Pass 0-1, Run 1-1	
10/8/95 vs. Min	Rodney Thomas run	Good		
10/22/95 vs. Chi	Chris Chandler run	Good		
11/12/95 vs. Cin	Will Furrer to Haywood Jeffries	NG		
11/19/95 vs. KC	Rich Camarillo to Bruce Matthews	NG		
12/24/95 vs. Buf	Rodney Thomas run	NG		
1996 Oilers: 0-0	No Attempts	2006 Titans: 3-3	Run 2-2, Pass 1-1	
None		9/10/06 vs. NYJ	Travis Henry run	Good
			Kerry Collins pass to Drew Bennett	Good
1997 Oilers: 2-4	Run 1-3, Pass 1-1	10/1/06 vs. Dal	Vince Young run	Good
8/31/97 vs. Oak	Eddie George Run	Good		
9/28/97 vs. Pitt	Steve McNair to Frank Wycheck	Good		
11/16/97 vs. Jax	Rodney Thomas run	NG		
12/14/97 vs. Bal	Steve McNair run	NG		
1998 Oilers: 1-4	Pass 0-0, Run 1-4	2007 Titans: 0-0	No Attempts	
9/27/98 vs. Jax	Eddie George run	NG		
10/11/98 vs. Bal	Eddie George run	NG		
11/29/98 vs. Sea	Eddie George run	NG		
12/20/98 vs. GB	Eddie George run	Good		
1999 Titans: 1-3	Pass 1-1, Run 0-2	2008 Titans: 1-1	Run 0-0, Pass 1-1	
10/3/99 vs. SF	Eddie George run	NG		
11/28/99 vs. Cle	Frank Wycheck run	NG		
12/5/99 vs. Bal	Steve McNair to Jackie Harris	Good		
2000 Titans: 0-0	No Attempts	10/27/08 vs. Ind	Kerry Collins pass to Ahmard Hall	Good
None		2009 Titans: 1-2	Run 1-1, Pass 0-1	
2001 Titans: 3-4	Pass 3-4, Run 0-0	10/4/09 at Jax	Kerry Collins pass to Nate Washington	NG
10/14/01 vs. TB	Steve McNair to Kevin Dyson	Good		
10/21/01 vs. Det	Steve McNair to Drew Bennett	Good		
12/16/01 vs. GB	Steve McNair to Kevin Dyson	NG		
	Steve McNair to Derrick Mason	Good		
2002 Titans: 2-6	Pass 0-2, Run 2-4	2010 Titans: 1-2	Run 0-0, Pass 1-2	
9/8/02 vs. Phi	Steve McNair run	NG		
	Eddie George run	Good		
9/29/02 vs. Oak	Steve McNair to Derrick Mason	NG		
	Steve McNair to Frank Wycheck	NG		
	Eddie George Run	NG		
12/1/02 vs. NYG	Steve McNair run	Good		
2003 Titans: 3-4	Pass 1-2, Run 2-2	2011 Titans: 0-0	No Attempts	
10/5/03 vs. NE	Steve McNair to Tyrone Calico	Good		
12/7/03 vs. Ind	Steve McNair Run	Good		
	Steve McNair to Derrick Mason	NG		
		2012 Titans: 1-1	Run 0-0, Pass 1-1	
		11/4/12 vs. Chi	Matt Hasselbeck pass to Kenny Britt	Good
		2013 Titans: 0-0	No Attempts	
		None		
		2014 Titans: 0-1	Run 0-1, Pass 0-0	
		10/26/14 vs. Hou	Leon Washington run	NG
		2015 Titans: 3-5	Run 0-1, Pass 3-4	
		9/27/15 vs. Ind	Jalston Fowler run	NG
		11/8/15 at NO	Marcus Mariota pass to Delanie Walker	Good
		11/29/15 vs. Oak	Marcus Mariota pass to Dorial Green-Beckham	Good
		12/13/15 at N.Y. Jets	Marcus Mariota pass to Dexter McCluster	Good
		12/27/15 vs. Hou	Zach Mettenberger pass to Anthony Fasano	NG
		2016 Titans: 0-5	Run 0-0, Pass 0-5	
		9/11/16 vs. Min	Marcus Mariota pass to DeMarco Murray	NG
		9/18/16 at Det	Marcus Mariota sacked	NG
		10/23/16 vs. Ind	Aborted play, Brett Kern pass to Ryan Succop	NG
		11/13/16 vs. GB	Marcus Mariota pass to Rishard Matthews	NG
		12/18/16 at KC	Marcus Mariota pass incomplete	NG
		2017 Titans: 0-0	Run 0-0, Pass 0-0	
		None		

ALL-TIME TWO-POINT CONVERSIONS

TITANS

2018 Titans: 0-1 **Run 0-0, Pass 0-1**
10/21/18 at LAC Marcus Mariota pass to Taywan Taylor NG

2019 Titans: 1-2 **Run 1-1, Pass 0-1**
11/3/19 at Car Ryan Tannehill pass to Adam Humphries NG
11/10/19 vs. KC Ryan Tannehill run Good

2020 Titans: 4-7 **Run 3-4, Pass 1-3**
9/27/20 at Min Ryan Tannehill pass to Jonnu Smith NG
10/18/20 vs. Hou Ryan Tannehill pass to Nick Westbrook-Ikhine Good
11/1/20 at Cin Brett Kern pass intercepted by Josh Byrnes NG
11/22/20 at Bal Ryan Tannehill run Good
12/6/20 vs. Cle Derrick Henry run NG
12/6/20 at Cle Ryan Tannehill run Good
12/20/20 vs. Det Derrick Henry run Good

Titans Overall Two-Point Statistics: 34-70 (48.6%)

OPPONENTS

1994 Opponents: 2-2 **Run 2-2, Pass 0-0**
10/13/94 vs. Cle Tom Tupa Run Good
12/4/94 vs. Ari Ronald Moore Run Good

1995 Opponents: 0-2 **Run 0-0, Pass 0-2**
11/26/95 vs. Den John Elway to Shannon Sharpe NG
12/17/95 vs. NYJ Boomer Esiason to Fred Baxter NG

1996 Opponents: 1-3 **Run 1-1, Pass 0-2**
9/15/96 vs. Bal Vinny Testaverde pass NG
11/10/96 at NO Michael Haynes run Good
10/13/96 at Atl Bobby Hebert pass to Roell Preston NG

1997 Opponents: 0-1 **Run 0-0, Pass 0-1**
10/5/97 vs. Sea Rick Tuten (kicking form.) bad snap, inc. pass NG

1998 Opponents: 4-5 **Run 0-0, Pass 4-5**
11/1/98 vs. Pit Kordell Stewart to Charles Johnson Good
 Mike Tomczak to Charles Johnson Good
 Mike Tomczak to Will Blackwell Good
11/8/98 vs. TB Trent Dilfer to Bert Emanuel NG
12/26/98 vs. Min Randall Cunningham to Randy Moss Good

1999 Opponents: 4-6 **Run 0-1, Pass 4-5**
9/12/99 vs. Cin Jeff Blake to Willie Jackson Good
 Ki-Jana Carter run NG
 Jeff Blake to Brian Milne Good
9/19/99 vs. Cle Tim Couch Pass incomplete NG
10/17/99 vs. NO B.J. Tolliver to Brett Bech Good
1/2/00 vs. Pit Mike Tomczak to Hines Ward Good

2000 Opponents: 0-0 **No Attempts**
 None

2001 Opponents: 1-2 **Run 1-1, Pass 0-1**
10/7/01 vs. Bal Elvis Grbac to Brandon Stokley NG
12/2/01 vs. Cle Jamel White run Good

2002 Opponents: 3-4 **Run 0-0, Pass 3-4**
11/3/02 vs. Ind Peyton Manning to Marvin Harrison Good
11/17/02 vs. Pit Kordell Stewart to Dan Kreider Good
 Antwaan Randle El to Hines Ward Good
12/1/02 vs. NYG Kerry Collins to Jeremy Shockey NG

2003 Opponents: 0-1 **Run 0-0, Pass 0-1**
12/14/03 vs. Buf Drew Bledsoe to Bernard Shaw NG

2004 Opponents: 1-2 **Run 0-0, Pass 1-2**
9/26/04 vs. Jax Byron Leftwich to Reggie Williams Good
1/2/05 vs. Det Joey Harrington to Roy Williams NG

2005 Opponents: 2-2 **Run 0-0, Pass 2-2**
10/11/05 vs. Hou David Carr to Corey Bradford Good
11/27/05 vs. SF Ken Dorsey to Terry Jackson Good

2006 Opponents: 1-2 **Run 0-0, Pass 1-2**
10/22/06 at Was Mark Brunell to Santana Moss Good
10/29/06 vs. Hou Sage Rosenfels to Andre Johnson NG

2007 Opponents: 1-1 **Run 0-0, Pass 1-1**
10/21/07 at Hou Sage Rosenfels to Andre Davis Good

2008 Opponents: 0-1 **Run 0-1, Pass 0-0**
9/21/08 vs. Hou Aborted kick, Matt Turk run NG

2009 Opponents: 1-1 **Run 1-1, Pass 0-0**
9/20/09 vs. Mia Ricky Williams run Good

2010 Opponents: 0-2 **Run 0-2, Pass 0-0**
10/31/10 at SD Aborted kick, Kris Brown run NG
11/14/10 at Mia Ronnie Brown run NG

2011 Opponents: 0-2 **Run 0-2, Pass 0-0**
12/11/11 vs. NO Pierre Thomas run NG
1/1/12 at Hou Snap over Jake Delhomme's head, rec. by Ten. NG

2012 Opponents: 1-2 **Run 0-0, Pass 1-2**
9/23/12 vs. Det Matthew Stafford pass to Nate Burleson Good
12/30/12 vs. Jax Chad Henne pass incomplete NG

2013 Opponents: 1-1 **Run 1-1, Pass 0-0**
9/15/13 at Hou Arian Foster run Good

2014 Opponents: 0-1 **Run 0-0, Pass 0-0**
12/14/14 vs. NYJ Geno Smith pass incomplete NG

2015 Opponents: 0-1 **Run 0-0, Pass 0-1**
12/6/15 vs. Jax Blake Bortles pass incomplete NG

2016 Opponents: 1-3 **Run 1-2, Pass 0-1**
10/16/16 vs. Cle Cody Kessler pass incomplete NG
10/27/16 vs. Jax Blake Bortles run Good
11/13/16 vs. GB James Starks run NG

2017 Opponents: 0-2 **Run 0-0, Pass 0-2**
9/17/17 at Jax Blake Bortles pass incomplete NG
9/24/17 vs. Sea Russell Wilson pass incomplete NG

2018 Opponents: 0-0 **No Attempts**
 None

2019 Opponents: 2-4 **Run 0-0, Pass 2-4**
10/27/19 vs. TB Jameis Winston pass incomplete NG
10/27/19 vs. TB Jameis Winston pass to Chris Godwin Good
11/24/19 vs. Jax Nick Foles pass to DJ Chark Good
11/24/19 vs. Jax Nick Foles pass incomplete NG

2020 Opponents: 1-8 **Run 0-2, Pass 1-6**
9/27/20 at Min Kirk Cousins pass to Adam Thielen NG
10/13/20 vs. Buf Josh Allen pass to Cole Beasley NG

ALL-TIME TWO-POINT CONVERSIONS

OPPONENTS

10/18/20 vs. Hou	Deshaun Watson pass to Randall Cobb	NG
11/22/20 at Bal	Lamar Jackson pass to J.K. Dobbins	Good
11/29/20 at Ind	Jacoby Brissett run	NG
11/29/20 at Ind	Philip Rivers pass to Zach Pascal	NG
12/27/20 at GB	Aaron Jones run	NG
1/3/21 at Hou	Deshaun Watson pass to Chad Hansen	NG

Opponents Overall Statistics: 27-61 (44.3%)

ALL-TIME SHUTOUTS

ALL-TIME DEFENSIVE SHUTOUTS

Date	Opponent	Score
9/9/61	Oakland	55-0
9/10/66	Oakland	31-0
10/16/66	New York	24-0
10/13/68	at Boston	16-0
9/21/75	at New England	7-0
9/12/76	Tampa Bay	20-0
9/18/77	NY Jets	20-0
11/6/77	Chicago	47-0
12/4/80	Pittsburgh	6-0
10/22/89	Pittsburgh	27-0
9/27/92	San Diego	27-0
9/12/93	Kansas City	30-0
1/2/94	NY Jets	24-0
12/17/00	at Cleveland	24-0
12/25/00	Dallas	31-0
12/16/18	at NY Giants	17-0

ALL-TIME OPPONENT SHUTOUTS

Date	Opponent	Score
12/4/60	at Dallas	0-24
12/1/63	at San Diego	0-27
10/12/69	at Kansas City	0-24
11/2/69	at Boston	0-24
11/1/70	at St. Louis	0-44
9/19/71	at Cleveland	0-31
10/9/72	Oakland	0-34
11/5/72	at Cleveland	0-20
11/25/73	New England	0-32
11/24/74	Dallas	0-10
12/11/76	Pittsburgh	0-21
9/22/85	at Pittsburgh	0-20
11/10/85	at Buffalo	0-20
12/7/86	at San Diego	0-27
11/26/89	at Kansas City	0-34
11/7/99	at Miami	0-17
12/28/08	at Indianapolis	0-23
10/18/09	at New England	0-59
11/28/10	at Houston	0-20
10/14/18	Baltimore	0-21
10/13/19	at Denver	0-16

GAME-WINNING FIELD GOALS

The franchise has totaled 50 game-winning field goals since 1960, including three playoff game winners. **Rob Bironas** leads the franchise with 11 game-winning field goals, followed by the 10 by former Oiler/Titan **Al Del Greco** (1991-00). Bironas' 60-yard field goal vs. Indianapolis (12/3/06) ranks as the longest game-winning field goal in franchise history. A game-winning field goal is defined as one that was the final score of the game and gave the kicker's team the lead at any time in the fourth quarter or overtime.

Date	Opp.	Kicker	Length	Final Score	Date	Opp.	Kicker	Length	Final Score
10/24/65	Kansas City	Spikes	15	38-36	12/22/01	at Oakland	Nedney	21	13-10
10/31/65	at Buffalo	Blanda	8	19-17	12/01/02	at N.Y. Giants	Nedney	38	32-29*
10/26/69	Denver	Gerela	22	24-21	1/11/03	Pittsburgh	Nedney	26	34-31*
12/1/74	at Pittsburgh	Butler	34	13-10	1/3/04	at Baltimore	Anderson	46	20-17
9/17/78	San Francisco	Fritsch	19	20-19	12/11/05	Houston	Bironas	21	13-10
10/1/78	at Cleveland	Fritsch	19	16-13	10/15/06	at Washington	Bironas	30	25-22
9/23/79	at Cincinnati	Fritsch	29	30-27*	11/26/06	N.Y. Giants	Bironas	49	24-21
10/28/79	N.Y. Jets	Fritsch	35	27-24*	12/3/06	Indianapolis	Bironas	60	20-17
9/28/80	at Cincinnati	Fritsch	29	13-10	12/24/06	at Buffalo	Bironas	30	30-29
12/2/84	Pittsburgh	Cooper	30	23-20*	10/21/07	at Houston	Bironas	29	38-36
11/3/85	Kansas City	Zendejas	38	23-20	11/2/08	Green Bay	Bironas	41	19-16*
11/24/85	San Diego	Zendejas	51	37-35	11/23/09	at Houston	Bironas	53	20-17
1/3/88	Seattle	Zendejas	42	23-20*	12/20/09	Miami	Bironas	46	27-24*
9/4/88	at Indianapolis	Zendejas	35	17-14*	9/23/12	Detroit	Bironas	26	44-41*
11/13/89	Cincinnati	Zendejas	28	26-24	10/11/12	Pittsburgh	Bironas	40	26-23
11/10/91	Dallas	Del Greco	23	26-23*	12/18/16	at Kansas City	Succop	53	19-17
9/20/92	Kansas City	Del Greco	39	23-20*	10/22/17	at Cleveland	Succop	47	12-9*
12/12/93	Cleveland	Del Greco	25	19-17	9/16/18	Houston	Succop	31	20-17
10/6/96	at Cincinnati	Del Greco	49	30-27*	9/23/18	at Jacksonville	Succop	28	9-6
8/31/97	Oakland	Del Greco	33	24-21*	9/14/20	at Denver	Gostkowski	25	16-14
12/13/98	at Jacksonville	Del Greco	41	16-13	9/20/20	Jacksonville	Gostkowski	49	33-30
9/12/99	Cincinnati	Del Greco	33	36-35	9/27/20	at Minnesota	Gostkowski	55	31-30
9/10/00	Kansas City	Del Greco	36	17-14*	1/3/21	at Houston	Slooman	37	41-38
11/5/00	Pittsburgh	Del Greco	29	9-7					
12/3/00	at Philadelphia	Del Greco	50	15-13					
10/14/01	Tampa Bay	Nedney	49	31-28*					
10/21/01	at Detroit	Nedney	46	27-24					

*Overtime games

Playoff games in **bold**

ALL-TIME RETURN TOUCHDOWNS

INTERCEPTION RETURN TOUCHDOWNS

Yards	Player	Date	Opp	Result
99	Cortland Finnegan	9/21/2008	Hou	W, 31-12
98	Darryll Lewis	10/22/1995	@ Chi	L, 32-35
97	Jordan Babineaux	10/2/2011	@ Cle	W, 31-13
95	Willie Alexander	9/25/1977	@ GB	W, 16-10
95	Pete Jaquess	9/19/1964	Oak	W, 42-28
90	Mark Johnston	10/27/1963	KC	W, 28-7
87	Perry Phenix	11/12/2000	Bal	L, 23-24
83	Michael Griffin	12/21/2008	Pit	W, 31-14
83	Adam Jones	12/17/2006	Jax	W, 24-17
81	Samari Rolle	10/30/2000	@ Was	W, 27-21
79	Zach Brown	12/30/2012	Jax	W, 38-20
76	Vincent Fuller	10/7/2007	Atl	W, 20-13
75	Vernon Perry	1/6/1980	@ Pit *	L, 13-27
73	Eugene Seale	10/4/1987	@ Den	W, 40-10
66	Ken Houston	9/14/1968	@ Mia	W, 24-10
62	Blaine Bishop	11/5/1995	@ Cle	W, 37-10
62	Miller Farr	11/26/1967	NE	W, 27-6
61	Chris Hope	12/17/2006	Jax	W, 24-17
61	Vincent Fuller	9/24/2007	@ NO	W, 31-14
60	Rocky Boiman	9/28/2003	@ Pit	W, 30-13
58	Bubba McDowell	1/3/1993	@ Buf *	L, 38-41
56	Malcolm Butler	12/22/2018	Was	W, 25-16
52	Lamar Lathon	9/8/1991	@ Cin	W, 30-7
52	Miller Farr	12/7/1968	Buf	W, 35-6
52	Reynaldo Hill	10/30/2005	Oak	L, 25-34
51	Andre Dyson	10/12/2003	Hou	W, 38-17
51	Ken Houston	10/5/1969	Buf	W, 28-14
51	Miller Farr	10/15/1967	@ NYJ	T, 28-28
51	Zeke Moore	10/20/1969	@ NYJ	L, 17-26
49	Eddie Robinson	11/12/1995	Cin	L, 25-32
49	Colin McCarthy	11/11/2012	@ Mia	W, 37-3
48	Ken Houston	10/31/1971	Cin	W, 10-6
47	Darryll Lewis	9/19/1993	@ SD	L, 17-18
47	Darryll Lewis	11/2/1997	Jax	L, 24-30
45	Benny Nelson	9/19/1964	Oak	W, 42-28
45	Vincent Fuller	12/13/2009	STL	W, 47-7
44	Steve Brown	9/4/1988	@ Ind	W, 17-14
43	Ken Houston	10/15/1967	@ NYJ	T, 28-28
42	Donald Mitchell	10/17/1999	@ NO	W, 24-21
41	Cortland Finnegan	10/24/2010	Phi	W, 37-19
40	Will Witherspoon	12/9/2012	@ Ind	L, 23-27
40	Larry Carwell	11/17/1968	Den	W, 38-17
40	Miller Farr	12/7/1968	Buf	W, 35-6
39	Denard Walker	10/26/1997	@ Ari	W, 41-14
39	Cortland Finnegan	11/8/2009	@ SF	W, 34-27
39	Miller Farr	10/1/1967	Den	W, 10-6
38	Malcolm Butler	9/8/2019	@ Cle	W, 43-13
38	Bo Orlando	12/19/1993	@ Pit	W, 26-17
37	Lamont Thompson	9/11/2004	@ Mia	W, 17-7
36	Cris Dishman	12/4/1994	Ari	L, 12-30
36	Darryll Lewis	9/29/1996	@ Pit	L, 16-30
36	Domingo Bryant	12/18/1988	@ Cle	L, 23-28
35	Ken Houston	12/19/1971	SD	W, 49-33
34	J.C. Wilson	9/30/1979	Cle	W, 31-10
33	Darryll Lewis	10/20/1991	@ Mia	W, 17-13
32	Peter Sirmon	12/22/2002	@ Jax	W, 28-10
31	Roderick Hood	11/15/2009	Buf	W, 41-17
31	Gene Babb	11/11/1962	@ Oak	W, 28-20
30	Zach Brown	12/30/2012	Jax	W, 38-20
30	Richard Johnson	10/14/1990	Cin	W, 48-17
30	Ken Houston	12/23/1967	@ Mia	W, 41-10
29	Ken Houston	12/19/1971	SD	W, 49-33
28	Don Floyd	12/2/1962	Den	W, 34-17
27	Lonnie Marts	11/1/1998	@ Pit	W, 41-31
26	Coty Sensabaugh	9/13/2015	@ TB	W, 42-14
26	Vincent Fuller	11/15/2009	Buf	W, 41-17
26	Bubba McDowell	12/7/1992	Chi	W, 24-7
25	Bob Atkins	12/19/1971	SD	W, 49-33
24	Randall Godfrey	10/22/2000	@ Bal	W, 14-6

Yards	Player	Date	Opp	Result
24	Rich Coady	12/16/2002	NE	W, 24-7
23	Jim Norton	10/22/1967	@ KC	W, 24-19
23	Marqueston Huff	12/7/2014	NYG	L, 7-36
23	Alterraun Verner	9/15/2013	@ Hou	L, 24-30
22	Ken Houston	12/15/1968	NE	W, 45-17
22	Zeke Moore	11/3/1974	@ NYJ	W, 27-22
22	Steve Jackson	10/17/1993	@ NE	W, 28-14
22	Jayon Brown	12/30/2018	Ind	L, 17-33
21	Brad Kassell	9/18/2005	Bal	W, 25-10
20	Chuck Cecil	10/8/1995	@ Min	L, 17-23
17	Ken Houston	12/12/1971	@ Buf	W, 20-14
17	Johnny Baker	9/27/1964	@ Den	W, 38-17
16	Andre Dyson	9/22/2002	Cle	L, 28-31
15	Fred Glick	9/14/1963	Den	W, 20-14
15	Dave Ball	11/27/2008	@ Det	W, 47-10
11	Andre Dyson	11/9/2003	Mia	W, 31-7
9	Logan Ryan	1/4/20	@ NE*	W, 20-14
8	Keith Bulluck	12/25/2000	Dal	W, 31-0
1	Joe Bowden	11/8/1998	@ TB	W, 31-22

* Postseason

FUMBLE RETURN TOUCHDOWNS

Yards	Player	Date	Opp	Result
96	C.L. Whittington	10/3/1976	@ NO	W, 31-26
93	Robert Lyles	10/19/1986	@ Cin	L, 28-31
92	Cortland Finnegan	12/17/2006	Jax	W, 24-17
83	Denard Walker	1/2/2000	@ Pit	W, 47-36
80	Marcus Robertson	9/5/1993	@ NO	L, 21-33
77	Jason McCourty	10/13/2013	@ Sea	L, 13-20
72	Alterraun Verner	9/23/2012	Det	W, 44-41
72	Terry Kinard	12/9/1990	Cle	W, 58-14
70	Al Smith	12/8/1991	Pit	W, 31-6
68	Ken Houston	9/26/1971	KC	L, 16-20
66	Zeke Moore	11/13/1977	@ Oak	L, 29-34
63	Desmond King II	11/8/2020	Chi	W, 24-17
62	Jason McCourty	11/30/2014	@ Hou	L, 21-45
61	Keith Bulluck	11/3/2002	@ Ind	W, 23-15
61	Samari Rolle	12/21/2003	@ Hou	W, 27-24
58	Cris Dishman	9/12/1993	KC	W, 30-0
55	Robert Lyles	12/6/1987	SD	W, 33-18
53	Rashaan Evans	11/10/2019	KC	W, 35-32
48	Willie Germany	9/21/1975	@ NE	W, 7-0
46	Jayon Brown	12/8/2019	@ Oak	W, 42-21
43	John Coker	12/14/1980	@ GB	W, 22-3
42	Marcus Robertson	11/27/1997	@ Dal	W, 27-14
41	Johnny Peacock	12/20/1970	@ Dal	L, 10-52
40	Tony Brown	10/29/2006	Hou	W, 28-22
39	Keith Bulluck	1/2/2005	Det	W, 24-19
38	Curley Culp	9/28/1975	SD	W, 33-17
38	Elvin Bethea	10/27/1974	@ Cin	W, 34-21
38	Tom Domres	11/16/1969	@ Den	T, 20-20
34	Gregg Bingham	11/6/1977	Chi	W, 47-0
32	Keith Bulluck	10/19/2003	@ Car	W, 37-17
30	Henry Ford	12/25/2000	Dal	W, 31-0
27	Marcus Robertson	11/23/1997	Buf	W, 31-14
27	Antwan Odom	11/20/2005	Jax	L, 28-31
27	Johnny Peacock	12/6/1969	NYJ	L, 26-34
25	Antwan Odom	9/25/2005	@ STL	L, 27-31
25	Keith Bostic	11/25/1984	@ Cle	L, 10-27
20	Jesse Baker	10/14/1979	@ Bal	W, 28-16
19	Garland Boyette	11/28/1971	Cle	L, 24-37
19	Cris Dishman	10/6/1991	Den	W, 42-14
19	Mike Dumas	9/1/1991	Oak	W, 47-17
16	Keith Bulluck	11/19/2006	@ Phi	W, 31-13
15	Johnny Meads	9/6/1992	Pit	L, 24-29
14	Jevon Kearse	1/2/2000	@ Pit	W, 47-36
14	Bobby Myers	9/9/2001	Mia	L, 23-31
12	Doug Cline	11/12/1961	NE	W, 27-15
12	Joe Bowden	10/18/1998	Cin	W, 44-14

ALL-TIME RETURN TOUCHDOWNS

Yards	Player	Date	Opp	Result
10	William Fuller	11/26/1992	@ Det	W, 24-21
8#	Mike Munchak	9/14/1986	Cle	L, 20-23
8	Ray Childress	11/1/1992	@ Pit	L, 20-21
7	Doug Cline	9/10/1966	Oak	W, 31-0
5	Greg Stemrick	10/9/1977	Pit	W, 27-10
4	Wesley Woodyard	12/24/2017	LAR	L, 23-27
3#	MyCole Pruitt	12/6/2020	Cle	L, 35-41
3	Wesley Woodyard	12/6/2015	Jax	W, 42-39
0	DaQuan Jones	1/1/2017	Hou	W, 24-17
0	Karl Klug	9/29/2013	NYJ	W, 38-13
0#	Erron Kinney	12/28/2003	TB	W, 33-13
0	Michael Roan	11/15/1998	Pit	W, 23-14
0	Ray Childress	12/5/1993	Atl	W, 33-17
0	Jeff Donaldson	9/21/1986	@ KC	L, 13-27
0	Mike Reinfeldt	9/19/1982	Sea	W, 23-21
0	Doug Cline	11/26/1961	Den	W, 45-14

Own fumble recovery (all others opponent fumble recoveries)

Yards	Player	Date	Opp	Result
103	Bob Gresham	9/23/1973	@ Cin	L, 10-24
101	Derrick Mason	11/18/2001	@ Cin	W, 20-7
98	Marc Mariani	10/3/2010	Den	L, 20-26
97	Carl Roaches	9/18/1983	Pit	L, 28-40
96	Carl Roaches	10/4/1981	Cin	W, 17-10
95	Willie Tullis	9/6/1981	@ LAR	W, 27-20
94	Darius Jennings	9/9/2018	@ Mia	L, 20-27
93	Steve Brown	12/11/1983	Cle	W, 34-27
93	Ode Burrell	11/29/1964	NE	L, 17-34
92	Zeke Moore	10/22/1967	@ KC	W, 24-19
90	Lorenzo White	12/4/1988	Pit	L, 34-37
88	Billy Cannon	12/18/1960	NE	W, 37-21
84	Tommie Campbell	11/27/2011	TB	W, 23-17
81	Billy Johnson	10/12/1975	@ Cle	W, 40-10
80	Derrick Mason	1/23/2000	@ Jax *	W, 33-14
75	Billy Johnson	11/6/1977	Chi	W, 47-0
75	Kevin Dyson	1/8/2000	Buf *	W, 22-16
42	A.J. Brown	11/29/2020	@ Ind	W, 45-26

* Postseason

PUNT RETURN TOUCHDOWNS

Yards	Player	Date	Opp	Result
90	Adam Jones	11/19/2006	@ Phi	W, 31-13
87	Billy Johnson	10/16/1977	Cle	L, 23-24
87	Marc Mariani	11/21/2010	Was	L, 16-19
83	Billy Johnson	11/16/1975	Mia	W, 20-19
82	Bobby Jancik	12/20/1964	Den	W, 34-15
81	Adam Jones	12/31/2006	NE	L, 23-40
81	Darius Reynaud	12/30/2012	Jax	W, 38-20
79	Marc Mariani	11/13/2011	@ Car	W, 30-3
78	Ernest Givins	12/11/1994	Sea	L, 14-16
72	Billy Johnson	12/11/1977	@ Cle	W, 19-15
69	Darius Reynaud	12/30/2012	Jax	W, 38-20
69	Ronnie Coleman	10/24/1976	Cin	L, 7-27
69	Derrick Mason	10/30/2000	@ Was	W, 27-21
65	Tommie Campbell	9/23/2012	Det	W, 44-41
65	Derrick Mason	11/28/1999	@ Cle	W, 33-21
63	Billy Johnson	10/5/1975	Cin	L, 19-21
58	Justin McCareins	11/23/2003	@ Atl	W, 38-31
53	Adam Jones	10/29/2006	Hou	W, 28-22
52	Billy Johnson	10/26/1975	Det	W, 24-8
52	Adam Jones	12/11/2005	Hou	W, 13-10
23	Don Floyd	12/13/1964	NYJ	W, 33-17

KICKOFF RETURN TOUCHDOWNS

Yards	Player	Date	Opp	Result
105	Darius Reynaud	9/23/2012	Det	W, 44-41
104	Ken Hall	10/23/1960	@ NYJ	W, 42-28

BLOCKED PUNTS RETURNED FOR TOUCHDOWNS

Yards	Player	Date	Opp	Result
26	Donald Mitchell	10/7/2001	@ Bal	L, 7-26
20	Mike Akiu	10/27/1985	@ STL	W, 20-10
14	Larry Eaglin	10/7/1973	LAR	L, 26-31
10	Cris Dishman	10/2/1988	@ Phi	L, 23-32
7	Cris Dishman	9/24/1989	Buf	L, 41-47
0	Norm Evans	11/28/1965	@ KC	L, 21-52
0	Larry Onesti	12/18/1965	@ NE	L, 14-42
0	Ward Walsh	10/15/1972	@ Pit	L, 7-24
0	Eugene Seale	11/13/1989	Cin	W, 26-24
0	Bubba McDowell	10/6/1991	Den	W, 42-14
0	Keith Bulluck	9/14/2008	@ Cin	W, 24-7
0	Patrick Bailey	10/30/2011	Ind	W, 27-10

BLOCKED/MISSED FIELD GOALS RETURNED FOR TOUCHDOWNS

Yards	Player	Date	Opp	Result
71	Ken Houston	10/15/1967	@ NYJ	T, 28-28
69	Donald Mitchell	10/21/2001	@ Det	W, 27-24
63	Tye Smith	12/1/2019	@ Ind	W, 31-17
62	Mark Johnston	11/26/1961	Den	W, 45-14
58	Tony Banfield	12/9/1962	Oak	W, 32-17

TOP PERFORMANCES: 100-YARD RUSHING GAMES

Yards	Player	Date	Opp	Att	Avg	TD
250	Derrick Henry	01/03/21	Hou	34	7.4	2
238	Derrick Henry	12/06/18	Jac	17	14.0	4
228	Chris Johnson	11/01/09	Jac	24	9.5	2
216	Billy Cannon	12/10/61	NYT	25	8.6	3
216	Eddie George	08/31/97	Oak	35	6.2	1
215	Derrick Henry	12/13/20	Jax	26	8.3	2
212	Derrick Henry	10/18/20	Hou	22	9.6	2
211	Derrick Henry	12/29/19	Hou	32	6.6	3
206	Earl Campbell	11/16/80	Chi	31	6.6	0
203	Earl Campbell	10/19/80	TB	33	6.2	0
203	Earl Campbell	12/21/80	Min	29	7.0	1
202	Earl Campbell	10/26/80	Cin	27	7.5	2
199	Earl Campbell	11/20/78	Mia	28	7.1	4
199	Eddie George	12/09/99	Oak	28	7.1	2
197	Chris Johnson	09/20/09	Hou	16	12.3	2
195	Earl Campbell	11/22/79	Dal	33	5.9	2
195	Chris Johnson	10/21/12	Buf	18	10.8	2
194	Gary Brown	11/21/93	Cle	34	5.7	1
190	Chris Johnson	11/27/11	TB	23	8.3	0
188	Derrick Henry	11/10/19	KC	23	8.2	2
186	Earl Campbell	10/11/81	Sea	39	4.8	2
183	Hoyle Granger	12/04/66	SD	19	9.6	0
182	Earl Campbell	10/04/81	Cin	37	4.9	1
181	Earl Campbell	12/14/80	GB	36	5.0	2
181	Eddie George	10/08/00	Cin	36	5.0	1
179	Sid Blanks	12/13/64	NYJ	21	8.5	3
178	Earl Campbell	10/12/80	KC	38	4.7	1
178	Derrick Henry	11/29/20	Ind	27	6.6	3
178	Travis Henry	10/15/06	Was	32	5.6	1
176	Eddie George	12/17/00	Cle	34	5.2	3
175	Chris Brown	09/09/07	Jac	19	9.2	0
170	Derrick Henry	12/16/18	NYG	33	5.2	2
168	Chris Johnson	10/19/08	KC	18	9.3	1
167	Eddie George	10/16/00	Jac	29	5.8	1

TOP PERFORMANCES: 100-YARD RUSHING GAMES

Yards	Player	Date	Opp	Att	Avg	TD	Yards	Player	Date	Opp	Att	Avg	TD
166	Gary Brown	11/14/93	Cin	26	6.4	1	127	Chris Johnson	12/29/13	Hou	27	4.7	1
166	Earl Campbell	09/02/79	Was	32	5.2	2	126	Mike Rozier	12/11/88	Cin	22	5.7	3
160	Hoyle Granger	12/23/67	Mia	21	7.6	1	126	Chris Johnson	11/11/12	Mia	23	5.5	1
159	Derrick Henry	11/24/19	Jax	19	8.5	2	125	Chris Johnson	09/26/10	NYG	32	3.9	2
158	Earl Campbell	09/23/79	Cin	34	4.6	1	125	Eddie George	10/01/00	NYG	35	3.6	1
157	Earl Campbell	11/02/80	Den	36	4.4	2	125	Eddie George	10/19/97	Was	31	4.0	2
156	Lorenzo White	11/21/94	NYG	27	5.8	0	125	Chris Johnson	11/27/08	Det	16	7.8	2
155	Eddie George	10/17/99	NO	28	5.5	0	125	Lorenzo White	11/26/90	Buf	18	6.9	1
154	Chris Johnson	11/29/09	Ari	18	8.6	1	124	Hoyle Granger	11/26/67	BPA	22	5.6	1
153	Eddie George	11/01/98	Pit	34	4.5	1	123	Earl Campbell	09/04/83	GB	27	4.6	3
153	Chris Johnson	12/04/11	Buf	23	6.7	2	123	Ronnie Coleman	09/15/74	SD	21	5.9	0
152	Chris Brown	09/19/04	Ind	26	5.8	1	123	Eddie George	11/14/99	Cin	29	4.2	2
152	Eddie George	10/06/96	Cin	26	5.8	1	123	Travis Henry	10/08/06	Ind	19	6.5	0
151	Chris Johnson	11/23/09	Hou	29	5.2	0	123	DeMarco Murray	10/27/16	Jax	21	5.9	1
150	Chris Johnson	11/03/13	StL	23	6.5	2	123	DeMarco Murray	11/13/16	GB	17	7.2	1
150	Mike Rozier	09/20/87	Buf	29	5.2	1	122	Earl Campbell	09/06/81	LAN	27	4.5	0
149	Derrick Henry	12/01/19	Ind	26	5.7	1	122	Earl Campbell	11/26/78	Cin	27	4.5	0
149	Earl Campbell	10/14/79	Bal	22	6.8	3	122	Eddie George	11/09/97	NYG	32	3.8	1
149	Rob Carpenter	11/27/77	KC	14	10.6	0	122	Mike Rozier	11/29/87	Ind	26	4.7	0
149	LenDale White	10/19/08	KC	17	8.8	3	122	Chris Johnson	12/17/12	NYJ	21	5.8	1
149	Lorenzo White	10/11/92	Cin	25	6.0	0	121	Eddie George	10/11/98	Bal	30	4.0	0
148	Chris Brown	10/11/04	GB	27	5.5	2	121	Herman Hunter	10/11/87	Cle	28	4.3	0
147	Chris Brown	10/31/04	Cin	32	4.6	1	121	DeMarco Murray	10/09/16	Mia	27	4.5	0
147	Derrick Henry	12/20/20	Det	24	6.1	1	120	Earl Campbell	11/05/79	Mia	32	3.8	0
145	Billy Cannon	12/17/61	Oak	21	6.9	1	120	Rob Carpenter	11/13/77	Oak	19	6.3	0
144	Allen Pinkett	09/01/91	LAA	26	5.5	1	119	Derrick Henry	9/27/20	Min	26	4.6	2
144	Mike Rozier	10/25/87	Atl	29	5.0	1	119	Fred Willis	11/12/72	Phi	21	5.7	0
143	Joe Dawkins	11/22/70	Cle	22	6.5	2	118	Billy Cannon	11/05/61	Den	11	10.7	1
143	Eddie George	09/08/96	Jac	17	8.4	1	117	Chris Johnson	11/14/10	Mia	17	6.9	1
143	Travis Henry	11/19/06	Phi	18	7.9	1	117	Chris Johnson	12/13/09	StL	28	4.2	2
142	Earl Campbell	09/19/82	Sea	30	4.7	1	117	Larry Moriarty	11/11/84	KC	29	4.0	0
142	Earl Campbell	09/25/83	Buf	30	4.7	1	116	Eddie George	10/05/97	Sea	26	4.5	0
142	Ronnie Coleman	09/12/76	TB	25	5.7	0	116	Derrick Henry	09/14/20	Den	31	3.7	0
142	Hoyle Granger	11/12/67	Den	22	6.5	0	116	Lorenzo White	12/09/90	Cle	18	6.4	4
142	Skip Hicks	12/16/01	GB	17	8.4	1	116	Lorenzo White	12/07/92	Chi	21	5.5	1
142	Chris Johnson	12/25/09	SD	21	6.8	1	115	Eddie George	11/23/03	Atl	26	4.4	1
142	Chris Johnson	09/12/10	Oak	27	5.3	2	115	DeMarco Murray	09/24/17	Sea	14	8.2	1
142	Charley Tolar	09/23/62	SD	18	7.9	1	115	Lorenzo White	12/03/89	Pit	23	5.0	1
141	Woody Campbell	12/03/67	Mia	18	7.8	1	114	Gary Brown	12/25/93	SF	19	6.0	0
141	Eddie George	12/01/96	NYJ	28	5.0	2	114	Rob Carpenter	09/21/80	Bal	24	4.8	1
141	Mike Rozier	10/09/88	KC	27	5.2	0	114	Ronnie Coleman	10/23/77	Pit	26	4.4	0
141	Chris Johnson	09/30/12	Hou	25	5.6	0	114	DeMarco Murray	09/25/16	Oak	16	7.1	1
141	Chris Johnson	11/04/12	Chi	16	8.8	1	114	Dave Smith	10/14/62	NYT	20	5.7	1
139	Hoyle Granger	12/14/69	BPA	25	5.6	0	113	Eddie George	11/28/99	Cle	26	4.3	2
138	Earl Campbell	12/04/83	Mia	28	4.9	1	113	Eddie George	10/13/02	Jac	31	3.6	1
138	Hoyle Granger	10/01/67	Den	20	6.9	0	113	Chris Johnson	12/06/09	Ind	27	4.2	0
138	Larry Moriarty	11/18/84	NYJ	23	6.0	1	113	LenDale White	12/09/07	SD	30	3.8	1
137	Earl Campbell	09/03/78	Atl	15	9.1	1	112	Ode Burrell	11/28/65	KC	14	8.0	2
137	Eddie George	10/25/98	Chi	21	6.5	0	112	Earl Campbell	11/18/79	Cin	19	5.9	2
136	Chris Johnson	12/07/08	Cle	19	7.2	1	112	Ronnie Coleman	09/28/75	SD	16	7.0	1
135	Travis Henry	12/24/06	Buf	25	5.4	0	112	Derrick Henry	11/01/20	Cin	18	6.2	1
135	Chris Johnson	11/08/09	SF	25	5.4	2	112	Mike Rozier	11/15/87	Pit	29	3.9	0
134	Earl Campbell	12/16/79	Phi	16	8.4	1	112	Marcus Mariota	12/6/15	Jax	9	12.4	1
134	Eddie George	11/19/00	Cle	36	3.7	3	111	Hoyle Granger	12/03/67	Mia	25	4.4	1
134	Eddie George	11/08/98	TB	27	5.0	1	111	Chris Johnson	10/18/10	Jax	26	4.3	1
134	Chris Johnson	01/03/10	Sea	36	3.7	2	111	Chris Johnson	12/09/10	Hou	22	5.0	1
133	Derrick Henry	11/22/20	Bal	28	4.8	1	110	Ronnie Coleman	10/12/75	Cle	14	7.9	0
133	LenDale White	10/28/07	Oak	25	5.3	0	110	Eddie George	11/27/97	Dal	34	3.2	0
132	Chris Johnson	11/15/09	Buf	26	5.1	2	110	Charley Tolar	11/04/62	DLT	24	4.6	0
131	Derrick Henry	10/16/17	Ind	19	6.9	1	109	Gary Brown	12/12/93	Cle	23	4.7	0
131	Chris Johnson	10/10/10	Dal	19	6.9	2	109	Earl Campbell	12/10/79	Pit	33	3.3	0
131	Earl Campbell	09/16/79	KC	32	4.1	1	109	Earl Campbell	11/30/80	Cle	27	4.0	1
130	Earl Campbell	11/10/80	NE	30	4.3	2	109	Eddie George	10/13/96	Atl	23	4.7	0
130	Earl Campbell	12/11/83	Cle	32	4.1	1	109	Derrick Henry	12/03/17	Hou	11	9.9	1
130	Earl Campbell	10/16/83	Min	29	4.5	1	109	Chris Johnson	09/14/08	Cin	19	5.7	0
130	Eddie George	12/30/01	Cle	26	5.0	2	109	Charley Tolar	09/09/62	Buf	17	6.4	1
130	Chris Johnson	11/13/11	Car	27	4.8	1	108	Earl Campbell	12/02/79	Cle	22	4.9	1
130	Chris Johnson	12/19/10	Hou	24	5.4	1	108	Rodney Thomas	11/05/95	Cle	17	6.4	0
130	Chris Johnson	11/21/10	Was	21	6.2	0	107	Earl Campbell	11/11/79	Oak	32	3.3	1
129	Eddie George	12/14/97	Bal	26	5.0	0	107	Earl Campbell	09/10/78	KC	22	4.9	2
128	Chris Johnson	10/18/09	NE	17	7.5	0	107	Earl Campbell	11/13/83	Det	28	3.8	0
127	Sid Blanks	09/19/64	Oak	6	21.2	0	107	Eddie George	10/18/98	Cin	25	4.3	0

TOP PERFORMANCES: 100-YARD RUSHING GAMES

Yards	Player	Date	Opp	Att	Avg	TD	Yards	Player	Date	Opp	Att	Avg	TD
107	Hoyle Granger	12/16/67	SD	27	4.0	1	103	LenDale White	12/23/07	NYJ	23	4.5	0
107	Don Hardeman	09/28/75	SD	27	4.0	1	102	Earl Campbell	10/29/78	Cin	18	5.7	0
107	Travis Henry	11/12/06	Bal	27	4.0	1	102	Eddie George	12/26/99	Jac	26	3.9	0
107	Roy Hopkins	10/26/69	Den	14	7.6	2	102	Eddie George	12/29/02	Hou	25	4.1	1
107	DeMarco Murray	10/23/16	Ind	25	4.3	1	102	Travis Henry	12/31/06	NE	21	4.9	0
107	Dave Smith	10/30/60	Buf	12	8.9	0	102	Larry Moriarty	12/09/84	LAN	24	4.3	1
107	Charley Tolar	12/15/62	NYT	29	3.7	1	101	Chris Brown	09/26/04	Jac	23	4.4	1
106	Earl Campbell	09/15/80	Cle	18	5.9	0	101	Gary Brown	09/03/95	Jac	29	3.5	0
106	Eddie George	10/27/02	Cin	21	5.0	0	101	Earl Campbell	10/09/83	Den	19	5.3	1
106	Eddie George	09/07/97	Mia	23	4.6	1	101	Woody Campbell	11/12/67	Den	16	6.3	1
106	Eddie George	10/12/97	Cin	30	3.5	0	101	Ronnie Coleman	11/27/77	KC	15	6.7	0
106	LenDale White	11/27/08	Det	23	4.6	2	101	Eddie George	12/03/00	Phi	32	3.2	0
105	Earl Campbell	10/15/78	Buf	19	5.5	0	101	Eddie George	12/16/02	NE	31	3.3	0
105	Billy Cannon	11/06/60	Den	16	6.6	0	101	Hoyle Granger	09/09/67	KC	13	7.8	1
105	Charley Tolar	11/11/62	Oak	28	3.8	1	101	Chris Johnson	10/02/11	Cle	23	4.4	0
104	Chris Brown	12/05/04	Ind	19	5.5	0	101	Allen Pinkett	09/08/91	Cin	21	4.8	1
104	Earl Campbell	10/08/78	Oak	25	4.2	0	101	Charley Tolar	09/09/61	Oak	18	5.6	1
104	Hoyle Granger	11/09/69	Cin	15	6.9	0	101	Butch Woolfolk	11/03/85	KC	14	7.2	1
104	Hoyle Granger	12/15/68	BPA	18	5.8	2	100	Chris Brown	09/11/04	Mia	16	6.3	0
104	Chris Johnson	12/20/09	Mia	29	3.6	0	100	Gary Brown	12/19/93	Pit	20	5.0	0
104	Dave Smith	09/11/60	Oak	19	5.5	1	100	Eddie George	09/21/03	NO	29	3.4	1
104	Rodney Thomas	11/26/95	Den	13	8.0	1	100	Eddie George	09/20/98	NE	23	4.3	0
104	LenDale White	10/21/07	Hou	27	3.9	1	100	Derrick Henry	09/29/19	Atl	27	3.7	0
103	Derrick Henry	11/12/20	Ind	19	5.4	0	100	Paul Robinson	12/16/73	Cin	20	5.0	1
103	Derrick Henry	12/08/19	Oak	18	5.7	2	100	Mike Rozier	09/04/88	Ind	25	4.0	1
103	Billy Cannon	12/15/62	NYT	9	11.4	1	100	LenDale White	11/04/07	Car	31	3.2	1
103	Mike Rozier	12/27/87	Cin	20	5.2	0	100	Lorenzo White	09/06/92	Pit	13	7.7	0

TOP PERFORMANCES: 300-YARD PASSING GAMES

Yards	Player	Date	Opp	Att	Cmp	Pct	TD	Int	Rate	Yards	Player	Date	Opp	Att	Cmp	Pct	TD	Int	Rate
527	Warren Moon	12/16/90	KC	45	27	60.0	3	0	123.1	345	Warren Moon	11/05/89	Det	38	30	78.9	2	1	111.1
492	Billy Volek	12/19/04	Oak	60	40	66.7	4	1	107.1	344	Marcus Mariota	09/30/18	Phi	43	30	69.8	2	1	99.4
464	George Blanda	10/29/61	Buf	32	18	56.3	4	4	101.0	343	Steve McNair	11/27/05	SF	41	23	56.1	3	1	97.9
457	Jacky Lee	10/13/61	BPA	41	27	65.9	2	2	99.3	343	Warren Moon	11/04/90	LAN	43	26	60.5	1	2	74.1
432	Warren Moon	11/10/91	Dal	56	41	73.2	0	0	95.2	342	George Blanda	12/22/63	Oak	32	20	62.5	5	2	112.2
426	Billy Volek	12/13/04	KC	43	29	67.4	4	0	130.6	342	Warren Moon	10/25/92	Cin	40	27	67.5	2	1	100.2
423	Warren Moon	10/13/91	NYJ	50	35	70.0	2	2	92.3	342	Warren Moon	12/05/93	Atl	42	24	57.1	1	0	91.6
421	Steve McNair	10/12/03	Hou	27	18	66.7	3	0	146.8	341	Steve McNair	09/12/99	Cin	32	21	65.6	3	1	119.4
418	George Blanda	11/19/61	NYT	32	20	62.5	7	1	132.8	340	Lynn Dickey	11/04/73	Bal	32	22	68.8	3	2	108.9
414	Warren Moon	12/23/89	Cle	51	32	62.7	2	1	93.1	339	Warren Moon	12/15/85	Cle	48	22	45.8	2	2	66.2
413	Pete Beathard	09/09/68	KC	48	23	47.9	2	3	65.7	338	Pete Beathard	11/16/69	Den	41	20	48.8	1	1	75.1
402	Ryan Fitzpatrick	12/15/13	Ari	58	36	62.1	4	2	91.3	338	Cody Carlson	11/26/92	Det	33	24	72.7	1	2	90.2
399	Warren Moon	11/17/91	Cle	44	31	70.5	3	1	111.8	338	Warren Moon	09/24/89	Buf	42	28	66.7	1	2	79.3
398	Steve McNair	09/29/02	Oak	46	32	69.6	2	4	74.4	334	Steve McNair	11/25/01	Pit	37	23	62.2	2	2	87.0
398	Warren Moon	10/05/86	Det	38	21	55.3	1	3	67.7	334	Steve McNair	12/01/02	NYG	43	30	69.8	3	0	115.8
397	Warren Moon	09/09/90	Atl	52	31	59.6	4	2	93.2	334	Warren Moon	10/06/91	Den	31	19	61.3	2	1	106.1
393	George Blanda	11/01/64	Buf	68	37	54.4	1	3	58.0	334	Billy Volek	11/14/04	Chi	44	27	61.4	2	1	90.5
391	Ryan Tannehill	12/08/19	Oak	27	21	77.8	3	1	140.4	331	Jacky Lee	11/25/60	BPA	38	21	55.3	1	0	93.2
389	Ryan Tannehill	12/06/20	Cle	45	29	64.4	3	1	104.8	331	Ryan Tannehill	11/03/19	Car	39	27	69.2	1	2	82.3
388	Ken Stabler	11/23/80	NYJ	51	33	64.7	4	4	81.2	330	Cody Carlson	12/13/92	GB	36	25	69.4	0	2	75.0
387	Vince Young	11/29/09	Ari	43	27	62.8	1	0	99.7	330	Warren Moon	12/08/85	NYG	47	26	55.3	2	2	73.9
386	George Blanda	09/16/62	BPA	36	20	55.6	3	4	81.3	330	Warren Moon	09/06/92	Pit	45	29	64.4	2	5	61.6
381	Warren Moon	10/28/90	NYJ	43	30	69.8	1	0	104.9	329	Dan Pastorini	10/17/76	SD	39	25	64.1	3	1	105.6
378	Jake Locker	09/23/12	Det	42	29	69.0	2	0	113.0	329	Don Trull	11/13/66	BPA	45	23	51.1	3	0	97.4
377	Gifford Nielsen	12/20/81	Pit	37	24	64.9	3	2	103.1	328	George Blanda	11/06/64	BPA	44	20	45.5	2	1	76.7
371	Marcus Mariota	11/08/15	NO	39	28	71.8	4	0	135.7	327	Warren Moon	11/29/87	Ind	44	24	54.5	3	2	82.3
369	Warren Moon	10/14/90	Cin	33	21	63.6	5	1	128.7	326	Jake Locker	10/20/13	SF	41	25	61.0	2	1	92.1
369	Warren Moon	11/07/93	Sea	55	36	65.5	2	2	81.6	324	Warren Moon	11/24/91	Pit	48	24	50.0	2	5	46.2
367	Marcus Mariota	09/27/15	Ind	44	27	61.4	2	2	84.2	322	Warren Moon	11/18/90	Cle	32	24	75.0	5	0	146.1
366	George Blanda	11/13/60	LAC	55	31	56.4	3	4	64.7	321	Warren Moon	10/18/92	Den	39	23	59.0	2	1	91.9
366	Ryan Tannehill	10/18/20	Hou	41	30	73.2	4	1	122.6	321	Ryan Tannehill	09/27/20	Min	37	23	62.2	0	1	78.8
365	Warren Moon	09/09/84	Ind	43	23	53.5	0	0	82.0	320	Ryan Fitzpatrick	11/24/13	Oak	42	30	71.4	2	0	109.2
364	Warren Moon	12/22/85	Ind	40	22	55.0	2	2	81.7	317	Warren Moon	10/15/89	Chi	26	16	61.5	2	2	97.8
361	Warren Moon	09/13/92	Ind	39	29	74.4	2	0	119.7	315	Warren Moon	09/08/91	Cin	37	22	59.5	1	1	84.9
360	Steve McNair	10/05/03	NE	45	23	51.1	0	1	68.8	315	Jerry Rhome	12/13/70	Cin	54	27	50.0	2	2	65.0
358	Matt Hasselbeck	09/18/11	Bal	42	30	71.4	1	1	95.1	314	Pete Beathard	10/20/69	NYJ	47	23	48.9	1	3	51.2
356	Warren Moon	10/21/84	SF	33	25	75.8	2	2	105.1	313	Marcus Mariota	11/06/16	SD	43	27	62.8	3	2	88.6
355	Warren Moon	09/30/90	SD	46	27	58.7	2	1	88.6	312	George Blanda	10/25/64	SD	37	22	59.5	1	2	73.3
355	Neil O'Donnell	10/03/99	SF	40	20	50.0	2	1	87.0	312	Ryan Tannehill	10/20/19	LAC	29	23	79.3	2	1	120.1
354	Dan Pastorini	10/20/74	StL	40	26	65.0	1	0	101.5	311	Matt Hasselbeck	09/25/11	Den	36	27	75.0	2	0	119.1
352	Chris Chandler	09/24/95	Cin	26	23	88.5	4	0	158.3	310	Steve McNair	12/18/05	Sea	38	23	60.5	2	0	104.1
351	George Blanda	12/03/61	SD	33	20	60.6	4	1	123.9	310	Warren Moon	11/09/86	Cin	44	25	56.8	1	0	86.4
350	George Blanda	12/17/61	Oak	31	18	58.1	4	2	110.2	310	Warren Moon	09/26/93	LAN	42	19	45.2	1	2	58.6
350	Matt Hasselbeck	12/24/11	Jac	40	24	60.0	1	2	76.0	310	Warren Moon	09/13/87	LAN	43	21	48.8	2	2	68.9
348	Archie Manning	09/04/83	GB	34	22	64.7	1	2	83.9	310	Neil O'Donnell	09/19/99	Cle	40	31	77.5	1	0	107.3
345	Zach Mettenberger	11/23/14	Phi	39	20	51.3	2	1	88.1	309	Jake Locker	12/02/12	Hou	45	21	46.7	1	3	49.2

TOP PERFORMANCES: 300-YARD PASSING GAMES

Yards	Player	Date	Opp	Att	Cmp	Pct	TD	Int	Rate	Yards	Player	Date	Opp	Att	Cmp	Pct	TD	Int	Rate
308	George Blanda	09/22/63	NYJ	37	25	67.6	1	2	79.6	303	George Blanda	09/25/66	Buf	54	23	42.6	2	5	34.7
308	George Blanda	11/07/65	Oak	60	27	45.0	2	3	51.3	303	Marcus Mariota	11/26/18	Hou	23	22	95.7	2	0	147.7
308	Steve McNair	12/08/96	Jac	37	24	64.9	1	1	88.6	303	Warren Moon	12/02/84	Pit	45	27	60.0	1	3	59.8
308	Warren Moon	09/23/90	Ind	39	29	74.4	3	1	111.9	302	Steve McNair	12/09/01	Min	33	25	75.8	2	0	123.5
306	Marcus Mariota	11/16/17	Pit	33	22	66.7	1	4	66.8	300	George Blanda	10/02/66	Den	37	15	40.5	5	2	86.7
306	Marcus Mariota	10/16/17	Ind	32	23	71.9	1	1	99.2	300	Archie Manning	09/18/83	Pit	35	16	45.7	1	4	45.8
306	Warren Moon	12/16/84	Cle	31	19	61.3	0	0	94.3	300	Warren Moon	11/26/90	Buf	22	16	72.7	2	0	145.1
305	Vince Young	11/19/07	Den	41	26	63.4	1	2	73.7	300	Kerry Collins	01/02/11	Ind	39	28	71.8	2	0	111.1
304	George Blanda	10/24/65	KC	33	19	57.6	5	0	128.0										
304	Marcus Mariota	09/19/19	Jax	40	23	57.5	0	0	81.7										
304	Warren Moon	10/26/86	LAA	46	18	39.1	0	4	26.0										

TOP PERFORMANCES: 100-YARD RECEIVING GAMES

Yards	Player	Date	Opp	Rec	Avg	TD	Yards	Player	Date	Opp	Rec	Avg	TD
272	Charlie Hennigan	10/13/61	BPA	13	20.9	1	143	Charley Frazier	11/06/64	BPA	9	15.9	1
245	Haywood Jeffires	12/16/90	KC	9	27.2	1	143	Charlie Joiner	12/13/70	Cin	6	23.8	2
233	Drew Bennett	12/13/04	KC	12	19.4	3	143	Yancey Thigpen	10/03/99	SF	6	23.8	1
232	Charlie Hennigan	10/29/61	Buf	9	25.8	2	142	Delanie Walker	09/14/14	Dal	10	14.2	1
225	Kenny Britt	10/24/10	Phi	7	32.1	3	141	Drew Hill	12/23/89	Cle	10	14.1	2
214	Charlie Hennigan	12/03/61	SD	10	21.4	3	140	Bill Groman	10/16/60	DLT	10	14.0	1
210	Drew Hill	12/22/85	Ind	9	23.3	2	139	Dave Casper (TE)	12/20/81	Pit	6	23.2	3
202	Charlie Hennigan	09/16/62	BPA	8	25.3	2	139	Willard Dewveall (TE)	11/25/62	SD	3	46.3	2
197	Tim Smith	09/04/83	GB	8	24.6	1	139	Drew Hill	11/13/88	Sea	8	17.4	1
188	Charlie Hennigan	09/27/64	Den	11	17.1	0	139	Haywood Jeffires	11/28/93	Pit	7	19.9	1
186	Charlie Hennigan	09/22/63	NYJ	9	20.7	1	138	Charlie Hennigan	10/17/64	NYJ	8	17.3	1
186	Haywood Jeffires	10/13/91	NYJ	13	14.3	0	138	Drew Hill	10/26/86	LAA	7	19.7	0
186	Derrick Mason	01/06/02	Cin	9	20.7	2	138	Billy Johnson	12/18/77	Cin	6	23.0	1
185	Drew Hill	11/09/86	Cin	10	18.5	0	137	Willard Dewveall (TE)	12/22/63	Oak	7	19.6	2
182	Corey Davis	12/06/20	Cle	11	16.5	1	137	Derrick Mason	12/14/03	Buf	9	15.2	0
182	Charley Frazier	09/19/65	BPA	6	30.3	2	136	Kenny Britt	09/11/11	Jax	5	27.2	2
182	Bill Groman	11/20/60	Den	3	60.7	2	136	Ken Burrough	10/17/76	SD	5	27.2	2
181	Charlie Hennigan	11/29/64	BPA	12	15.1	0	135	A.J. Brown	11/24/19	Jax	4	33.8	1
180	Ken Burrough	11/06/77	Chi	6	30.0	2	135	Kenny Britt	09/18/11	Bal	9	15.0	1
179	Mike Montgomery	10/20/74	StL	9	19.9	1	135	Webster Slaughter	11/07/93	Sea	9	15.0	1
177	Ken Burrough	11/02/75	KC	7	25.3	2	134	Bill Groman	11/05/61	Den	3	44.7	2
177	Derrick Mason	10/12/03	Hou	6	29.5	3	134	Drew Hill	11/29/87	Ind	7	19.1	2
171	Bill Groman	11/25/60	BPA	9	19.0	1	133	Curtis Duncan	10/18/92	Den	5	26.6	0
169	Jared Cook (TE)	12/24/11	Jac	8	21.1	1	133	Charlie Hennigan	09/14/63	Den	4	33.3	0
167	Tim Smith	12/16/84	Cle	7	23.9	0	133	Derrick Mason	12/01/03	NYJ	11	12.1	1
162	Kevin Dyson	09/12/99	Cin	9	18.0	2	132	Drew Hill	10/27/85	StL	6	22.0	1
161	Corey Davis	09/30/18	Phi	9	17.9	1	132	Alvin Reed (TE)	10/27/68	Buf	4	33.0	2
160	Drew Bennett	12/19/04	Oak	13	12.3	2	132	Kendall Wright	11/30/14	Hou	7	18.9	1
160	Charlie Hennigan	11/01/64	Buf	12	13.3	0	131	Sid Blanks (RB)	09/12/64	SD	13	10.1	0
159	Tim Smith	09/16/84	SD	5	31.8	1	131	Nate Washington	09/22/13	SD	8	16.4	0
158	Charley Frazier	11/13/66	BPA	6	26.3	2	130	Curtis Duncan	11/18/90	Cle	7	18.6	1
156	Ernest Givins	11/16/86	Pit	8	19.5	1	130	Charlie Hennigan	10/17/65	Den	7	18.6	0
155	Delanie Walker	11/23/14	Phi	5	31.0	0	130	Butch Woolfolk (RB)	12/01/85	Cin	9	14.4	1
155	Ernest Givins	10/05/86	Det	5	31.0	0	130	Nate Washington	12/11/11	NO	6	21.7	1
155	Bill Groman	11/06/60	Den	7	22.1	2	129	Ken Burrough	12/21/75	Cle	5	25.8	1
154	Charley Frazier	10/02/66	Den	5	30.8	3	129	Mac Haik	12/07/68	Buf	6	21.5	1
153	A.J. Brown	10/25/20	Pit	6	25.5	1	129	Drew Hill	12/01/85	Cin	7	18.4	0
153	A.J. Brown	12/08/19	Oak	5	30.6	2	129	Drew Hill	10/27/91	Cin	6	21.5	1
152	Bill Groman	11/19/61	NYT	5	30.4	3	128	Kenny Britt	12/19/10	Hou	6	21.3	0
151	A.J. Brown	01/03/21	Hou	10	15.1	1	128	Kenny Britt	11/29/09	Ari	7	18.3	1
151	Ernest Givins	10/06/91	Den	5	30.2	0	128	Corey Davis	11/01/20	Cin	8	16.0	1
150	Dave Casper (TE)	11/30/80	Cle	7	21.4	1	128	Charley Frazier	09/25/66	Buf	6	21.3	1
150	Bill Groman	12/18/60	BPA	7	21.4	0	128	Ernest Givins	10/08/89	NE	5	25.6	0
150	Jerry LeVias	11/16/69	Den	7	21.4	1	128	Drew Hill	10/15/89	Chi	5	25.6	1
150	Tim Smith	12/11/83	Cle	7	21.4	2	128	Mike Holston	12/20/81	Pit	5	25.6	0
150	Kendall Wright	12/15/13	Ari	12	12.5	0	127	Billy Parks	11/04/73	Bal	5	25.4	1
148	Drew Bennett	11/14/04	Chi	6	24.7	1	127	Chris Sanders	12/08/96	Jac	7	18.1	0
148	Drew Hill	10/30/88	Was	9	16.4	3	126	Ernest Givins	11/22/87	Cle	3	42.0	1
147	Justin Gage	11/16/08	Jac	4	36.8	2	125	Corey Davis	11/11/18	NE	7	17.9	1
147	Chris Sanders	11/26/95	Den	5	29.4	2	125	Tim Smith	12/15/85	Cle	7	17.9	1
147	Tim Smith	09/25/83	Buf	11	13.4	0	124	Drew Bennett	12/05/04	Ind	3	41.3	3
145	Ken Burrough	11/03/74	NYJ	7	20.7	0	124	A.J. Brown	12/29/19	Hou	4	31.0	1
145	Charlie Hennigan	09/09/62	Buf	10	14.5	2	124	Delanie Walker	11/13/16	GB	9	13.8	1
145	Charlie Hennigan	10/25/64	SD	8	18.1	2	124	Oliver Williams	10/18/87	NE	9	13.8	1
144	Drew Hill	11/17/91	Cle	11	13.1	2	124	Roydell Williams	10/21/07	Hou	5	24.8	0
143	Kenny Britt	12/09/12	Ind	8	17.9	0	124	Butch Woolfolk (RB)	10/06/85	Den	8	15.5	1

TOP PERFORMANCES: 100-YARD RECEIVING GAMES

Yards	Player	Date	Opp	Rec	Avg	TD	Yards	Player	Date	Opp	Rec	Avg	TD
123	Ken Burrough	11/18/79	Cin	6	20.5	0	109	Eddie George (RB)	11/26/00	Jac	7	15.6	0
123	Bill Groman	10/22/61	DLT	4	30.8	2	109	Ernest Givins	09/09/90	Atl	4	27.3	2
123	Charlie Hennigan	12/17/61	Oak	5	24.6	0	109	Bill Groman	10/13/61	BPA	5	21.8	1
123	Charlie Hennigan	11/19/61	NYT	8	15.4	1	109	Charlie Hennigan	09/24/61	SD	6	18.2	0
123	Charlie Hennigan	09/28/63	Buf	8	15.4	3	109	Charlie Hennigan	10/08/61	Buf	4	27.3	0
123	Drew Hill	09/23/90	Ind	10	12.3	0	109	Drew Hill	12/20/87	Pit	4	27.3	2
123	Webster Slaughter	12/24/94	NYJ	8	15.4	0	109	Drew Hill	12/27/87	Cin	6	18.2	0
122	Ken Burrough	12/19/71	SD	4	30.5	1	109	Justin Hunter	11/24/13	Oak	6	18.2	1
122	Billy Cannon (RB)	11/19/61	NYT	7	17.4	3	109	Derrick Mason	09/08/02	Phi	7	15.6	0
122	Charlie Hennigan	12/08/63	BPA	9	13.6	2	109	Delanie Walker	11/19/15	Jac	8	13.6	0
122	Haywood Jeffires	11/24/91	Pit	8	15.3	1	108	Willard Dewweall (TE)	12/17/61	Oak	3	36.0	2
122	Jerry LeVias	10/26/69	Den	4	30.5	1	108	Ernest Givins	09/11/88	LAA	9	12.0	1
122	Derrick Mason	12/02/01	Cle	3	40.7	2	108	Ernest Givins	12/14/86	Min	6	18.0	1
122	Rishard Matthews	11/20/16	Ind	9	13.6	0	108	Ronnie Harmon (RB)	11/10/96	NO	7	15.4	1
122	Alvin Reed (TE)	09/29/68	Oak	8	15.3	0	108	Charlie Hennigan	10/22/61	DLT	4	27.0	1
121	Derrick Mason	12/19/04	Oak	9	13.4	1	108	Webster Slaughter	12/05/93	Atl	8	13.5	1
120	Dave Casper (TE)	12/21/80	Min	7	17.1	1	108	Tim Smith	12/02/84	Pit	7	15.4	0
120	Tim Smith	12/08/85	NYG	7	17.1	1	107	Ken Burrough	10/10/76	Den	5	21.4	0
120	Butch Woolfolk (RB)	09/08/85	Mia	3	40.0	1	107	Billy Cannon (RB)	12/02/62	Den	5	21.4	2
119	Charley Frazier	11/20/66	Buf	4	29.8	1	107	Ernest Givins	09/26/93	LAN	3	35.7	1
119	Ernest Givins	12/18/88	Cle	6	19.8	0	107	Drew Hill	11/15/87	Pit	4	26.8	1
119	Dorial Green-Beckham	12/06/15	Jax	5	23.8	1	107	Derrick Mason	12/16/01	GB	8	13.4	1
119	Charlie Hennigan	09/19/64	Oak	7	17.0	1	107	Alvin Reed (TE)	09/09/68	KC	4	26.8	0
119	Alvin Reed (TE)	10/20/69	NYJ	7	17.0	0	107	Tim Smith	11/11/84	KC	8	13.4	0
118	Ernest Givins	11/20/88	Pho	5	23.6	2	107	Damian Williams	11/13/11	Car	5	21.4	1
118	Derrick Mason	09/15/02	Dal	7	16.9	0	106	Drew Bennett	09/10/06	NYJ	8	13.3	0
118	Kalif Raymond	09/27/20	Min	3	39.3	0	106	Ken Burrough	12/03/72	Atl	4	26.5	0
117	Ken Burrough	11/04/73	Bal	7	16.7	0	106	Charley Frazier	10/20/63	Buf	3	35.3	1
117	Ernest Givins	09/13/87	LAN	6	19.5	1	106	Bill Groman	10/09/60	NYT	6	17.7	0
117	Bill Groman	11/12/61	BPA	6	19.5	1	106	Gary Wellman	01/02/94	NYJ	8	13.3	0
117	Haywood Jeffires	09/06/92	Pit	7	16.7	0	106	Lorenzo White (RB)	09/13/92	Ind	4	26.5	1
117	Nate Washington	12/22/13	Jac	6	19.5	1	105	Mike Barber (TE)	11/10/80	NE	3	35.0	1
117	Nate Washington	11/21/10	Was	5	23.4	0	105	Drew Bennett	09/21/03	NO	8	13.1	1
117	Nate Washington	10/31/10	SD	4	29.3	1	105	Kenny Britt	10/04/09	Jac	7	15.0	0
116	Derrick Mason	12/01/02	NYG	12	9.7	1	105	Chris Brown (RB)	11/27/05	SF	3	35.0	1
116	Ben Troupe (TE)	12/18/05	Sea	6	19.3	0	105	Rishard Matthews	12/18/16	KC	4	26.3	0
115	Drew Bennett	11/12/06	Bal	6	19.2	0	105	Carl Pickens	09/24/00	Pit	2	52.5	0
115	Bill Groman	09/11/60	Oak	6	19.2	1	105	Bo Scaife (TE)	09/07/08	Jac	6	17.5	0
115	Nate Washington	11/20/11	Atl	9	12.8	2	105	Nate Washington	09/29/13	NYJ	4	26.3	2
114	Jim Beirne	11/09/69	Cin	6	19.0	2	105	Lorenzo White (RB)	12/20/92	Cle	6	17.5	0
114	A.J. Brown	12/15/19	Hou	8	14.3	1	104	Kevin Dyson	09/10/00	KC	6	17.3	1
114	Billy Cannon (RB)	12/10/61	NYT	5	22.8	2	104	Justin Gage	12/30/07	Ind	7	14.9	0
114	Drew Hill	12/21/86	Buf	5	22.8	0	104	Justin Gage	12/21/08	Pit	5	20.8	1
114	Justin Hunter	12/08/13	Den	4	28.5	1	104	Ernest Givins	10/16/88	Pit	5	20.8	1
114	Derrick Mason	11/25/01	Pit	7	16.3	0	104	Leonard Harris	10/11/87	Cle	6	17.3	0
114	Rishard Matthews	01/01/17	Hou	9	12.7	1	104	Charlie Hennigan	11/15/64	Oak	6	17.3	0
114	Rishard Matthews	11/16/17	Pit	5	22.6	1	104	Billy Johnson	11/28/76	Atl	5	20.8	1
114	Bob McLeod (TE)	12/09/62	Oak	5	22.8	1	104	Derrick Mason	09/19/04	Ind	8	13.0	0
113	Drew Bennett	12/10/06	Hou	6	18.8	0	104	Chris Sanders	09/24/95	Cin	2	52.0	2
113	Corey Davis	11/22/20	Bal	5	22.6	0	104	Taywan Taylor	12/02/18	NYJ	3	34.7	0
113	Anthony Firkser (TE)	10/18/20	Hou	8	14.1	1	103	Jim Beirne	11/28/68	KC	4	25.8	1
113	Dorial Green-Beckham	12/20/15	NE	6	18.8	0	103	Drew Hill	12/08/85	NYG	6	17.2	0
113	Charlie Hennigan	09/09/61	Oak	4	28.3	1	103	Haywood Jeffires	09/11/94	Dal	6	17.2	0
113	Charlie Hennigan	11/25/60	BPA	7	16.1	0	103	Derrick Mason	10/01/00	NYG	6	17.2	1
113	Drew Hill	11/24/88	Dal	9	12.6	1	103	Jared Cook (TE)	12/18/11	Ind	9	11.4	0
112	A.J. Brown	12/13/20	Jax	7	16.0	1	103	Kendall Wright	11/24/13	Oak	6	17.2	1
112	Ken Burrough	12/14/75	Oak	4	28.0	2	102	Dave Casper (TE)	12/19/82	Phi	5	20.4	1
112	Pat Coleman	09/25/94	Cin	4	28.0	0	102	Willie Frazier (TE)	11/06/64	BPA	2	51.0	1
112	Kevin Dyson	11/25/01	Pit	4	28.0	1	102	Ernest Givins	11/23/86	Ind	7	14.6	0
112	John White (TE)	09/24/61	SD	6	18.7	1	102	Bill Groman	10/23/60	NYT	5	20.4	3
112	Nate Washington	09/23/12	Det	3	37.3	1	102	Drew Hill	11/26/90	Buf	6	17.0	0
111	Ken Burrough	10/26/75	Det	3	37.0	1	102	Drew Hill	12/13/87	NO	4	25.5	0
111	Charlie Hennigan	11/22/64	KC	8	13.9	2	102	Chris Sanders	12/01/96	NYJ	3	34.0	1
110	Corey Davis	12/20/20	Det	4	27.5	1	102	Tim Smith	09/09/84	Ind	6	17.0	0
110	Kevin Dyson	12/02/01	Cle	6	18.3	0	102	Yancey Thigpen	09/27/98	Jac	6	17.0	2
110	Charlie Hennigan	11/13/60	LAC	8	13.8	0	102	Nate Washington	12/14/14	NYJ	6	17.0	0
110	Jerry LeVias	12/06/69	NYJ	9	12.2	1	101	A.J. Brown	11/08/20	Chi	4	25.3	1
110	Webster Slaughter	09/18/94	Buf	4	27.5	0	101	Corey Davis	09/14/20	Den	7	14.4	0
109	Drew Bennett	10/03/04	SD	9	12.1	0	101	Ernest Givins	10/14/90	Cin	6	16.8	1
109	Ken Burrough	11/11/79	Oak	3	36.3	2	101	Bill Groman	12/10/61	NYT	5	20.2	0

TOP PERFORMANCES: 100-YARD RECEIVING GAMES

Yards	Player	Date	Opp	Rec	Avg	TD	Yards	Player	Date	Opp	Rec	Avg	TD
101	Bill Groman	12/11/60	Buf	3	33.7	1	100	Curtis Duncan	12/13/92	GB	6	16.7	0
101	Charlie Hennigan	10/01/61	DLT	3	33.7	1	100	Charley Frazier	09/03/66	Den	6	16.7	3
101	Charlie Hennigan	09/07/63	Oak	7	14.4	1	100	A.J. Brown	09/08/19	Cle	3	33.3	0
101	Drew Hill	11/05/89	Det	9	11.2	1	100	Ernest Givins	10/25/92	Cin	8	12.5	1
101	Drew Hill	11/08/87	SF	4	25.3	0	100	Ernest Givins	11/26/92	Det	4	25.0	0
101	Mike Holston	11/29/81	Atl	8	12.6	1	100	Bill Groman	10/29/61	Buf	2	50.0	2
101	Roy Hopkins (RB)	11/08/70	KC	6	16.8	0	100	Drew Hill	11/20/88	Pho	5	20.0	1
101	Brandon Jones	12/24/06	Buf	5	20.2	1	100	Chris Johnson (RB)	11/15/09	Buf	9	11.1	0
101	Jerry LeVias	11/29/70	Den	3	33.7	2	100	Charlie Joiner	10/25/70	SD	5	20.0	1
101	Jerry LeVias	11/23/69	Mia	4	25.3	1	100	Chris Sanders	12/19/99	Atl	5	20.0	1
101	Chris Sanders	10/18/98	Cin	3	33.7	0	100	Chris Sanders	12/14/97	Bal	7	14.3	0
101	Tajaé Sharpe	10/21/18	LAC	7	14.4	0	100	Chris Sanders	10/13/96	Atl	4	25.0	1
101	Tim Smith	10/21/84	SF	6	16.8	1	100	Frank Wycheck (TE)	10/21/01	Det	7	14.3	1
101	Kendall Wright	09/13/15	TB	4	25.3	1							
100	Dave Casper (TE)	11/28/82	NE	6	16.7	1							

CAREER 100-YARD RECEIVING GAMES

No.	Player	W-L-T
26	Charlie Hennigan	12-14-0
24	Drew Hill	15-9-0
18	Ernest Givins	7-11-0
14	Ken Burrough	12-2-0
13	Derrick Mason	7-6-0
10	Tim Smith	3-7-0
9	Drew Bennett	3-6-0
9	A.J. Brown	7-2-0
9	Nate Washington	4-5-0
8	Charles Frazier	3-5-0
8	Bill Groman	8-0-0
8	Chris Sanders	6-2-0
7	Kenny Britt	4-3-0
7	Corey Davis	5-2-0
6	Haywood Jeffires	3-3-0
5	Jerry LeVias	3-1-1
5	Kendall Wright	3-2-0
4	Kevin Dyson	3-1-0
4	Rishard Matthews	2-2-0
4	Alvin Reed	1-3-0
4	Webster Slaughter	2-2-0
4	Delanie Walker	1-3-0
3	Curtis Duncan	1-2-0
3	Justin Gage	3-0-0
2	Mike Barber	2-0-0
2	Jim Bierne	0-1-1
2	Jared Cook	1-1-0
2	Willard Dewveall	1-1-0
2	Dorial Green-Beckham	1-1-0
2	Justin Hunter	1-1-0
2	Billy Johnson	2-0-0
2	Charlie Joiner	0-1-1
2	Yancey Thigpen	0-2-0
2	Lorenzo White	2-0-0
2	Butch Woolfolk	1-1-0
1	Sid Blanks	0-1-0
1	Chris Brown	1-0-0
1	Pat Coleman	1-0-0
1	Anthony Firkser	1-0-0
1	Willie Fraizer	1-0-0
1	Eddie George	0-1-0
1	Mac Haik	1-0-0
1	Ronnie Harmon	1-0-0
1	Leonard Harris	1-0-0
1	Mike Holston	0-1-0
1	Roy Hopkins	0-1-0
1	Chris Johnson	1-0-0
1	Brandon Jones	1-0-0
1	Mike Montgomery	0-1-0
1	Dave Parks	1-0-0
1	Carl Pickens	1-0-0

CAREER 100-YARD RECEIVING GAMES

No.	Player	W-L-T
1	Kalif Raymond	1-0-0
1	Bo Scaife	1-0-0
1	Tajaé Sharpe	0-1-0
1	Taywan Taylor	1-0-0
1	Ben Troupe	0-1-0
1	Gary Wellman	1-0-0
1	John White	0-1-0
1	Damian Williams	1-0-0
1	Oliver Williams	0-1-0
1	Roydell Williams	1-0-0
1	Frank Wycheck	1-0-0

CAREER 100-YARD RUSHING GAMES

No.	Player	W-L-T
39	Earl Campbell	28-11-0
36	Eddie George	30-6-0
35	Chris Johnson	26-9-0
20	Derrick Henry	18-2-0
11	Hoyle Granger	8-2-1
8	Mike Rozier	6-2-0
7	Chris Brown	4-3-0
7	LenDale White	6-1-0
7	Lorenzo White	4-3-0
6	Gary Brown	6-0-0
6	Ronnie Coleman	5-1-0
6	DeMarco Murray	4-2-0
6	Charlie Tolar	6-0-0
6	Travis Henry	3-3-0
5	Billy Cannon	5-0-0
3	Rob Carpenter	2-1-0
3	Larry Moriarty	2-1-0
3	Dave Smith	3-0-0
2	Sid Blanks	2-0-0
2	Woody Campbell	2-0-0
2	Allen Pinkett	2-0-0
2	Rodney Thomas	2-0-0
1	Ode Burrell	0-1-0
1	Joe Dawkins	0-1-0
1	Don Hardeman	1-0-0
1	Skip Hicks	1-0-0
1	Roy Hopkins	1-0-0
1	Marcus Mariota	1-0-0
1	Paul Robinson	0-1-0
1	Fred Willis	0-1-0
1	Butch Woolfolk	1-0-0

CAREER 300-YARD PASSING GAMES

No.	Player	W-L-T	No.	Player	W-L-T
38	Warren Moon	20-18-0	1	Pete Beathard	0-0-1
15	George Blanda	5-10-0	1	Chris Chandler	1-0-0
10	Steve McNair	4-6-0	1	Kerry Collins	0-1-0
8	Marcus Mariota	3-5-0	1	Lynn Dickey	1-0-0
6	Ryan Tannehill	5-1-0	1	Zach Mettenberger	0-1-0
3	Matt Hasselbeck	3-0-0	1	Gifford Nielsen	1-0-0
3	Jake Locker	1-2-0	1	Jerry Rhome	0-1-0
3	Billy Volek	0-3-0	1	Ken Stabler	0-1-0
3	Dan Pastorini	0-3-0	1	Don Trull	0-1-0
2	Cody Carlson	1-1-0			
2	Ryan Fitzpatrick	1-1-0			
2	Jacky Lee	1-0-1			
2	Archie Manning	0-2-0			
2	Neil O'Donnell	1-1-0			
2	Vince Young	1-1-0			

TOP PERFORMANCES BY TEAMMATES

GAMES WITH MORE THAN ONE 100-YARD RUSHER

Dec. 15, 1962	@ New York, Billy Cannon (9-103) and Charlie Tolar (29-107)
Nov. 12, 1967	@ Denver, Woody Campbell (16-101) and Hoyle Granger (22-142)
Dec. 3, 1967	vs. Miami, Woody Campbell (18-141) and Hoyle Granger (25-111)
Sep. 28, 1975	vs. San Diego, Ronnie Coleman (16-112) and Don Hardeman (27-107)
Nov. 27, 1977	vs. Kansas City, Rob Carpenter (14-149) and Ronnie Coleman (15-101)
Oct. 19, 2008	@ Kansas City, Chris Johnson (18-168) and LenDale White (17-149)
Nov. 27, 2008	@ Detroit, Chris Johnson (16-125) and LenDale White (23-106)

GAMES WITH MORE THAN ONE 100-YARD RECEIVER

Nov. 25, 1960	@ Boston, Bill Groman (9-171) and Charlie Hennigan (7-113)
Sep. 24, 1961	@ San Diego, Charlie Hennigan (6-109) and John White (6-112)
Oct. 13, 1961	@ Boston, Bill Groman (8-148) and Charlie Hennigan (13-272)
Oct. 22, 1961	vs. Dallas, Bill Groman (4-123) and Charlie Hennigan (4-108)
Sep. 12, 1964	@ San Diego, Sid Banks (12-131) and Charlie Hennigan (7-104)
Nov. 6, 1964	@ Boston, Charles Frazier (9-143) and Willie Frazier (2-102)
Nov. 4, 1973	@ Baltimore, Ken Burrough (7-117) and Dave Parks (5-127)
Nov. 20, 1978	vs. Miami, Mike Barber (4-112) and Ken Burrough (6-103)
Nov. 20, 1988	vs. Phoenix, Ernest Givens (5-118) and Drew Hill (5-100)
Nov. 25, 2001	vs. Pittsburgh, Kevin Dyson (4-112) and Derrick Mason (7-114)
Dec. 2, 2001	@ Cleveland, Kevin Dyson (6-110) and Derrick Mason (3-122)
Dec. 19, 2004	@ Oakland, Derrick Mason (9-121) and Drew Bennett (13-160)
Nov. 24, 2013	@ Oakland, Justin Hunter (6-109) and Kendall Wright (6-103)

GAMES WITH 300-YARD PASSER, TWO 100-YARD RECEIVERS

Nov. 25, 1960	at Boston, Jackie Lee (331 yards passing), Bill Groman (171 receiving), Charlie Hennigan (113 receiving)
Oct. 13, 1961	at Boston, Jacky Lee (457 yards passing), Charlie Hennigan (272 receiving), Bill Groman (148 receiving)
Nov. 6, 1964	at Boston, George Blanda (328 yards passing), Charles Frazier (143 receiving), Willie Frazier (102 receiving)
Nov. 4, 1973	at Baltimore, Lynn Dickey (340 yards passing), Dave Parks (127 receiving), Ken Burrough (117 receiving)
Nov. 25, 2001	vs. Pittsburgh, Steve McNair (334 yards passing), Derrick Mason (114 receiving), Kevin Dyson (112 receiving)
Dec. 19, 2004	at Oakland, Billy Volek (492 yards passing), Drew Bennett (160 receiving), Derrick Mason (121 receiving)
Nov. 24, 2013	at Oakland, Ryan Fitzpatrick (320 yards passing), Justin Hunter (109 receiving), Kendall Wright (103 receiving)

TOP PERFORMANCES BY TEAMMATES

GAMES WITH 100-YARD RUSHER, 100-YARD RECEIVER & 300-YARD PASSER

Dec. 17, 1961	at Oakland, George Blanda (350 yards passing), Billy Cannon (145 rushing), Charlie Hennigan (123 receiving), Willard Dewveall (108 receiving)
Sep. 4, 1983	vs. Green Bay, Archie Manning (348 yards passing), Earl Campbell (123 rushing), Tim Smith (197 receiving)
Nov. 29, 1987	at Indianapolis, Warren Moon (327 yards passing), Mike Rozier (122 rushing), Drew Hill (134 receiving)
Nov. 26, 1990	vs. Buffalo, Warren Moon (300 yards passing), Lorenzo White (125 rushing), Drew Hill (102 receiving)
Sep. 6, 1992	vs. Pittsburgh, Warren Moon (330 yards passing), Lorenzo White (100 rushing) and Haywood Jeffires (117 receiving)
Nov. 29, 2009	vs. Arizona, Vince Young (387 yards passing), Chris Johnson (154 rushing) and Kenny Britt (128 receiving)
Dec. 8, 2019	at Oakland, Ryan Tannehill (391 yards passing), Derrick Henry (103 rushing) and A.J. Brown (153 receiving)
Sept. 27, 2020	at Minnesota, Ryan Tannehill (321 yards passing), Derrick Henry (119 rushing) and Kalif Raymond (118 receiving)
Oct. 18, 2020	vs. Houston, Ryan Tannehill (366 yards passing), Derrick Henry (212 rushing) and Anthony Firkser (113 receiving)

LARGEST WIN/LOSS MARGINS

LARGEST MARGIN OF VICTORY

MARGIN	SCORE	DATE	OPPONENT
1. 55 points	55-0	9/9/61	OAKLAND
2. 47 points	47-0	11/6/77	CHICAGO
3. 44 points	58-14	12/9/90	CLEVELAND
4. 42 points	55-13	11/5/61	at Denver
5. 40 points	47-7	12/13/09	ST. LOUIS
6. 39 points	56-17	10/14/62	N.Y. TITANS
7. 38 points	45-7	9/3/66	DENVER
8. 37 points	47-10	11/27/08	at Detroit
9. 36 points	49-13	11/19/61	N.Y. TITANS
10. 35 points	41-6	12/11/88	CINCINNATI
35 points	38-3	11/14/93	at Cincinnati
12. 34 points	37-3	11/11/12	at Miami
34 points	44-10	12/15/62	at N.Y. Titans
13. 32 points	35-3	12/10/00	CINCINNATI
32 points	35-3	10/27/91	CINCINNATI
32 points	39-7	10/1/89	MIAMI

LARGEST MARGIN OF DEFEAT

MARGIN	SCORE	DATE	OPPONENT
1. 59 points	59-0	10/18/09	at New England
2. 54 points	61-7	12/17/89	at Cincinnati
3. 48 points	55-7	12/23/12	at Green Bay
4. 44 points	44-0	11/1/70	at St. Louis
44 points	61-17	12/17/72	CINCINNATI
6. 43 points	57-14	10/1/17	at Houston
7. 42 points	45-3	11/1/63	at Boston
42 points	52-10	12/20/70	at Dallas
42 points	45-3	9/18/88	at N.Y. Jets
10. 41 points	55-14	11/6/83	CINCINNATI
41 points	51-10	10/13/74	at Minnesota
12. 39 points	52-13	9/18/66	at N.Y. Jets
13. 34 points	34-0	10/9/72	OAKLAND
34 points	34-0	11/26/89	at Kansas City
34 points	41-7	10/23/11	HOUSTON
16. 33 points	40-7	11/22/87	CLEVELAND
33 points	40-7	9/17/06	at San Diego



TENNESSEE
TITANS

**PLAYOFF HISTORY
AND RECORDS**

FRANCHISE PLAYOFF GAME HISTORY

SEASON/DATE	DAY	ROUND	OPPONENT	SITE	RESULT	SCORE	
						TITANS	OPP.
1960 (10-4 regular season, 6-1 home, 4-3 road, First Place AFL East, Head Coach -- Lou Rymkus)							
01/01/61	Sunday	AFL Championship	LA CHARGERS	Houston (Jeppesen Stadium)	W	24	16
1961 (10-3-1 regular season, 6-1 home, 4-2-1 road, First Place AFL East, Head Coaches -- 5 games Lou Rymkus, 9 games Wally Lemm)							
12/24/61	Sunday	AFL Championship	at San Diego	San Diego (Balboa Stadium)	W	10	3
1962 (11-3 regular season, 6-1 home, 4-2 road, First Place AFL East, Head Coach -- Frank "Pop" Ivy)							
12/23/62	Sunday	AFL Championship	DALLAS TEXANS	Houston (Jeppesen Stadium)	L (2 OT)	17	20
1967 (9-4-1 regular season, 5-2 home, 4-2-1 road, First Place AFL East, Head Coach -- Wally Lemm)							
12/31/67	Sunday	AFL Championship	at Oakland	Oakland (Alameda County Coliseum)	L	7	40
1969 (6-6-2 regular season, 4-2-1 home, 2-4-1 road, Second Place AFL East, Head Coach -- Wally Lemm)							
12/21/69	Sunday	AFL Divisional	at Oakland	Oakland (Alameda County Coliseum)	L	7	56
1978 (10-6 regular season, 5-3 home, 5-3 road, Second Place AFC Central, Head Coach -- O.A. "Bum" Phillips)							
12/24/78	Sunday	Wild Card	at Miami	Miami (Orange Bowl)	W	17	9
12/31/78	Sunday	Divisional	at New England	New England (Schaefer Stadium)	W	31	14
01/07/79	Sunday	Conference	at Pittsburgh	Pittsburgh (Three Rivers Stadium)	L	5	34
1979 (11-5 regular season, 6-2 home, 5-3 road, Second Place AFC Central, Head Coach -- O.A. "Bum" Phillips)							
12/23/79	Sunday	Wild Card	DENVER	Houston (Astrodome)	W	13	7
12/29/79	Saturday	Divisional	at San Diego	San Diego (San Diego Stadium)	W	17	14
01/06/80	Sunday	Conference	at Pittsburgh	Pittsburgh (Three Rivers Stadium)	L	13	27
1980 (11-5 regular season, 6-2 home, 5-3 road, Tied First Place AFC Central, Head Coach -- O.A. "Bum" Phillips)							
12/28/80	Sunday	Wild Card	at Oakland	Oakland (Alameda County Coliseum)	L	7	27
1987 (9-6 regular season, 5-2 home, 4-4 road, Second Place AFC Central, Head Coach -- Jerry Glanville)							
01/03/88	Sunday	Wild Card	SEATTLE	Houston (Astrodome)	W (OT)	23	20
01/10/88	Sunday	Divisional	at Denver	Denver (Mile High Stadium)	L	10	34
1988 (10-6 regular season, 7-1 home, 3-5 road, Tied Second Place AFC Central, Head Coach -- Jerry Glanville)							
12/24/88	Saturday	Wild Card	at Cleveland	Cleveland (Cleveland Stadium)	W	24	23
01/01/89	Sunday	Divisional	at Buffalo	Buffalo (Rich Stadium)	L	10	17
1989 (9-7 regular season, 6-2 home, 3-5 road, Tied Second Place AFC Central, Head Coach -- Jerry Glanville)							
12/31/89	Sunday	Wild Card	PITTSBURGH	Houston (Astrodome)	L (OT)	23	26
1990 (9-7 regular season, 6-2 home, 3-5 road, Tied First Place AFC Central, Head Coach -- Jack Pardee)							
01/06/91	Sunday	Wild Card	at Cincinnati	Cincinnati (Riverfront Stadium)	L	14	41
1991 (11-5 regular season, 7-1 home, 4-4 road, First Place AFC Central, Head Coach -- Jack Pardee)							
12/29/91	Sunday	Wild Card	NY JETS	Houston (Astrodome)	W	17	10
01/04/92	Saturday	Divisional	at Denver	Denver (Mile High Stadium)	L	24	26
1992 (10-6 regular season, 5-3 home, 5-3 road, Second Place AFC Central, Head Coach -- Jack Pardee)							
01/03/93	Sunday	Wild Card	at Buffalo	Buffalo (Rich Stadium)	L (OT)	38	41
1993 (12-4 regular season, 7-1 home, 5-3 road, First Place AFC Central, Head Coach -- Jack Pardee)							
01/16/94	Sunday	Divisional	KANSAS CITY	Houston (Astrodome)	L	20	28
1999 (13-3 regular season, 8-0 home, 5-3 road, Second Place AFC Central, Head Coach -- Jeff Fisher)							
01/08/00	Saturday	Wild Card	BUFFALO	Tennessee (LP Field)	W	22	16
01/16/00	Sunday	Divisional	at Indianapolis	Indianapolis (RCA Dome)	W	19	16
01/23/00	Sunday	Conference	at Jacksonville	Jacksonville (Alltel Stadium)	W	33	14
01/30/00	Sunday	Super Bowl XXXIV	ST. LOUIS	Atlanta (Georgia Dome)	L	16	23
2000 (13-3 regular season, 7-1 home, 6-2 road, First Place AFC Central, Head Coach -- Jeff Fisher)							
01/07/01	Sunday	Divisional	BALTIMORE	Tennessee (LP Field)	L	10	24
2002 (11-5 regular season, 6-2 home, 5-3 road, First Place AFC South, Head Coach -- Jeff Fisher)							
01/11/03	Saturday	Divisional	PITTSBURGH	Tennessee (LP Field)	W (OT)	34	31
01/19/03	Sunday	Conference	at Oakland	Oakland (Network Associates Coliseum)	L	24	41
2003 (12-4 regular season, 7-1 home, 5-3 road, Second Place AFC South, Head Coach -- Jeff Fisher)							
01/03/04	Saturday	Wild Card	at Baltimore	Baltimore (M&T Bank Stadium)	W	20	17
01/10/04	Saturday	Divisional	at New England	New England (Gillette Stadium)	L	14	17
2007 (10-6 regular season, 5-3 home, 5-3 road, Third Place AFC South, Head Coach -- Jeff Fisher)							
01/06/08	Sunday	Wild Card	at San Diego	San Diego (Qualcomm Stadium)	L	6	17
2008 (13-3 regular season, 7-1 home, 6-2 road, First Place AFC South, Head Coach -- Jeff Fisher)							
01/10/09	Saturday	Divisional	BALTIMORE	Tennessee (LP Field)	L	10	13
2017 (9-7 regular season, 6-2 home, 3-5 road, Second Place AFC South, Head Coach -- Mike Mularkey)							
01/06/18	Saturday	Wild Card	at Kansas City	Kansas City (Arrowhead Stadium)	W	22	21
01/13/18	Saturday	Divisional	at New England	New England (Gillette Stadium)	L	14	35
2019 (9-7 regular season, 4-4 home, 5-3 road, Second Place AFC South, Head Coach -- Mike Vrabel)							
01/04/20	Saturday	Wild Card	at New England	New England (Gillette Stadium)	W	20	13
01/11/20	Saturday	Divisional	at Baltimore	Baltimore (M&T Bank Stadium)	W	28	12
01/19/20	Sunday	Conference	at Kansas City	Kansas City (Arrowhead Stadium)	L	24	35
2020 (11-5 regular season, 5-3 home, 6-2 road, First Place AFC South, Head Coach -- Mike Vrabel)							
01/10/22	Sunday	Wild Card	BALTIMORE	Tennessee (Nissan Stadium)			

All-Time Playoff Record: 17-21 (6-5 home, 11-15 road, 0-1 neutral site)

ALL-TIME PLAYOFF LEADERS

CAREER RUSHING YARDS

Player	Games	Att	Yds	Avg	TD
1. Eddie George	9	206	776	3.8	5
2. Derrick Henry	5	118	630	5.3	3
3. Earl Campbell	6	135	420	3.1	4
4. Steve McNair	9	54	349	6.5	6
5. Lorenzo White	7	76	264	3.5	1
6. Allen Pinkett	6	47	219	4.7	1
7. Tim Wilson	7	54	174	3.2	0
8. Alonzo Highsmith	5	26	149	5.7	0
9. Mike Rozier	4	48	147	3.1	2
10. Billy Cannon	3	44	135	3.1	0
Rob Carpenter	4	39	135	3.5	0

CAREER RECEPTIONS

Player	Games	No	Yds	Avg	TD
1. Ernest Givins	10	60	774	12.9	8
2. Haywood Jeffires	8	41	513	12.5	3
3. Drew Hill	8	38	513	13.5	1
4. Frank Wycheck	9	37	313	8.5	1
5. Curtis Duncan	9	34	274	8.1	2
6. Derrick Mason	9	29	312	10.8	1
7. Tim Wilson	7	24	202	8.4	1
8. Eddie George	9	23	149	6.5	0
9. Mike Barber	7	16	329	20.6	2
10. Rob Carpenter	4	15	98	6.5	0
Corey Davis	5	15	166	11.1	3

CAREER PASSING YARDS

Player	Games	Att	Cmp	Pct	Yds	TD	Int	Rate
1. Warren Moon	9	351	230	65.5	2578	15	12	87.3
2. Steve McNair	9	282	166	58.9	1591	6	9	68.4
3. Dan Pastorini	5	116	71	61.2	954	4	8	70.1
4. George Blanda	3	117	57	48.7	722	5	10	47.0
5. Marcus Mariota	5	69	42	60.9	463	4	1	94.1
6. Ryan Tannehill	3	60	36	60.0	369	5	1	98.5
7. Pete Beathard	2	81	33	40.7	351	2	4	41.7
8. Kerry Collins	1	42	26	61.9	281	0	1	71.6
9. Ken Stabler	1	26	15	57.7	243	0	2	57.1
10. Cody Carlson	2	33	16	48.5	165	2	1	70.9
11. Vince Young	1	29	16	55.2	138	0	1	53.5
12. Gifford Nielsen	4	24	13	54.2	129	1	2	48.8

CAREER SCORING

Player	Games	TD	PAT	FG	Total
1. Al Del Greco	9	0	21	14	63
2. Ernest Givins	10	8	0	0	48
3. Steve McNair	9	6	0	0	36
Tony Zendejas	5	0	9	9	36
5. Toni Fritsch	7	0	11	8	35
6. Eddie George	5	5	0	0	30
7. Earl Campbell	4	4	0	0	24
8. Haywood Jeffires	8	3	0	0	18
Corey Davis	5	3	0	0	18
Derrick Henry	5	3	0	0	18
10. George Blanda	3	0	6	3	15
Joe Nedney	2	0	6	3	15

CAREER FIELD GOALS

Player	Games	Made	Att	Pct	Lg
1. Al Del Greco	9	14	22	63.6	53
2. Tony Zendejas	5	9	14	64.3	49
3. Toni Fritsch	7	8	10	80.0	35
4. Rob Bironas	2	3	5	60.0	44
George Blanda	3	3	6	50.0	46
Joe Nedney	2	3	4	75.0	42
7. Gary Anderson	2	2	3	66.7	46

CAREER PUNTING AVERAGE

Player	Games	Punt	Yds	Avg	TB	In20	Lg
1. Brett Kern	5	25	1176	47.0	4	10	63
2. Greg Montgomery	8	27	1149	42.6	3	4	59
3. Ode Burrell	1	11	455	41.4	-	-	57
4. Craig Hentrich	11	51	2090	41.0	4	17	66
5. Cliff Parsley	7	40	1607	40.2	-	-	56
6. Jeff Gossett	2	6	239	39.8	0	1	57
7. Jim Norton	4	18	707	39.3	-	-	53
8. Charlie Milstead	1	5	170	34.0	-	-	43

CAREER KICKOFF RETURN YARDS

Player	Games	No	Yds	Avg	TD
1. Derrick Mason	9	17	492	28.9	1
2. Bobby Jancik	2	9	239	26.6	0
3. Allen Pinkett	8	13	221	17.0	0
4. John Simon	2	9	201	22.3	0
5. Justin McCareins	4	8	148	18.5	0
6. Adoree' Jackson	5	6	126	21.0	0
7. Johnnie Dirden	2	5	109	21.8	0
8. Lorenzo White	7	7	108	15.4	0
9. Robert Woods	3	5	104	20.8	0
10. Ode Burrell	2	4	89	22.3	0
11. Zeke Moore	1	3	87	29.0	0

CAREER INTERCEPTIONS

Player	Games	No	Yds	Avg	TD
1. Vernon Perry	4	6	75	12.5	1
2. Gregg Bingham	5	3	38	12.7	0
Bubba McDowell	6	3	90	30.0	1
Mike Reinfeldt	5	3	35	11.7	0
5. Richard Johnson	4	2	25	12.5	0
Samari Rolle	9	2	17	8.5	0
Greg Stemmick	5	2	0	0.0	0
8. (23 players tied with one interception including Kevin Byard, Kenny Vaccaro)					

CAREER SACKS (SINCE 1970)

Player	No
1. Elvin Bethea	5.0
Andy Dorris	5.0
3. Jason Fisk	3.5
4. William Fuller	3.0
Jevon Kearse	3.0

CAREER TACKLES (SINCE 1974)

Player	No
1. Al Smith	55
2. Keith Bulluck	48
3. Gregg Bingham	45
4. John Grimsley	41

INDIVIDUAL PLAYOFF RECORDS: SERVICE

Most Games, Head Coach

11	Jeff Fisher, 1999-08
7	O.A. "Bum" Phillips, 1978-80
5	Jerry Glanville, 1987-89
5	Jack Pardee, 1990-93

Most Games Won, Head Coach

5	Jeff Fisher, 1999-08
4	O.A. "Bum" Phillips, 1978-80
2	Jerry Glanville, 1987-89
2	Mike Vrabel, 2019

Most Games Lost, Head Coach

6	Jeff Fisher, 1999-08
4	Jack Pardee, 1990-93
3	Jerry Glanville, 1987-89
3	O.A. "Bum" Phillips, 1978-80

INDIVIDUAL PLAYOFF RECORDS: SCORING

POINTS

Most Points, Career

63	Al Del Greco, (21 PAT, 14 FG)
48	Ernest Givins, (8 TD)
36	Steve McNair, (6 TD)
35	Toni Fritsch, (11 PAT, 8 FG)
33	Tony Zendejas, (9 PAT, 8 FG)

Most Points, Game

13	Al Del Greco, @ Indianapolis, 1/16/00
12	Mike Barber, @ New England, 12/31/78
12	Allen Pinkett, @ Cleveland, 12/24/88
12	Ernest Givins, vs. Pittsburgh, 12/31/89
12	Ernest Givins, @ Cincinnati, 1/6/91
12	Ernest Givins, vs. NY Jets, 12/29/91
12	Haywood Jeffires, @ Buffalo, 1/3/93
12	Steve McNair, @ Jacksonville, 1/23/00
12	Steve McNair, @ Oakland, 1/19/03
12	Corey Davis, @ New England, 1/13/18

Most Points, Opponent, Game

18	Andre Reed, @ Buffalo, 1/3/93
16	George Blanda, @ Oakland, 12/31/67
14	Gary Anderson, vs. Pittsburgh, 12/31/89
12	James White, @ New England, 1/13/18
12	Tyreek Hill, @ Kansas City, 1/19/20

TOTAL TOUCHDOWNS

Most Touchdowns, Career

8	Ernest Givins, (8 receiving)
6	Steve McNair, (6 rushing)
5	Eddie George, (5 rushing)
4	Earl Campbell, (4 rushing)
3	Haywood Jeffires, (3 receiving)
3	Corey Davis, (3 receiving)
3	Derrick Henry, (3 rushing)

Most Touchdowns, Game

2	Mike Barber, @ New England, 12/31/78
2	Allen Pinkett, @ Cleveland, 12/24/88
2	Ernest Givins, vs. Pittsburgh, 12/31/89
2	Ernest Givins, @ Cincinnati, 1/6/91
2	Ernest Givins, vs. NY Jets, 12/29/93
2	Haywood Jeffires, @ Buffalo, 1/3/93

2	Steve McNair, @ Jacksonville, 1/23/00
2	Eddie George, vs. St. Louis, 1/30/00
2	Steve McNair, @ Oakland, 1/19/03
2	Corey Davis, @ New England, 1/13/18

Most Touchdowns, Opponent, Game

3	Andre Reed, @ Buffalo, 1/3/91
---	-------------------------------

Most Consecutive Games Scoring Touchdown

3	Ernest Givins, 1989-91
3	Eddie George, 1999-02
2	6 times, last by Steve McNair, 2002

POINTS AFTER TOUCHDOWN

Most Attempts, Career

21	Al Del Greco, 1991-93, 99-00
11	Toni Fritsch, 1979-80
9	Tony Zendejas, 1987-89
9	Greg Joseph, 2019

Most Attempts, Game

5	Al Del Greco, @ Buffalo, 1/3/93
4	Toni Fritsch, @ New England, 12/31/78
4	Al Del Greco, @ Jacksonville, 1/23/00
4	Joe Nedney, vs. Pittsburgh, 1/11/03
4	Greg Joseph, @ Baltimore 1/11/20

Most Made, Career

21	Al Del Greco, 1991-93, 99-00
11	Toni Fritsch, 1978-80
9	Tony Zendejas, 1987-89
9	Greg Joseph, 2019

Most Made, Game

5	Al Del Greco, @ Buffalo, 1/3/93
4	Al Del Greco, @ Indianapolis, 1/16/00
4	Toni Fritsch, @ New England, 12/31/78
4	Al Del Greco, @ Jacksonville, 1/23/00
4	Joe Nedney, vs. Pittsburgh, 1/11/03
4	Greg Joseph, @ Baltimore 1/11/20

Most Made, Opponent, Game

8	George Blanda, @ Oakland, 12/21/69
5	Jim Breech, @ Cincinnati, 1/6/91
5	Steve Christie, @ Buffalo, 1/3/93
5	Sebastian Janikowski, @ Oakland, 1/19/03

5	Harrison Butker, @ Kansas City, 1/19/20
---	---

Most Made, No Misses, Career

21	Al Del Greco, 1991-93, 99-00
11	Toni Fritsch, 1978-80
9	Tony Zendejas, 1987-89
9	Greg Joseph, 2019

FIELD GOALS

Most Attempted, Career

22	Al Del Greco, 1991-93, 99-00
14	Tony Zendejas, 1987-89
9	Toni Fritsch, 1978-80

Most Attempted, Game

5	Tony Zendejas, vs. Seattle, 1/3/89
4	Al Del Greco, @ Indianapolis, 1/16/00
4	Al Del Greco, vs. Baltimore, 1/7/01
4	Tony Zendejas, vs. Pittsburgh, 12/31/88
4	Jeff Reed, vs. Pittsburgh, 1/11/03

Most Attempted, Opponent, Game

4	Jeff Wilkins, vs. St. Louis, 1/30/00
4	Roy Gerela, @ Pittsburgh, 1/7/79
4	Gary Anderson, vs. Pittsburgh, 12/31/89

Most Made, Career

14	Al Del Greco, 1991-93, 99-00
9	Tony Zendejas, 1987-89
7	Toni Fritsch, 1978-80

Most Made, Game

4	Al Del Greco, @ Indianapolis, 1/16/00
3	Al Del Greco, vs. Buffalo, 1/8/00
3	Tony Zendejas, vs. Seattle, 1/3/88
3	Tony Zendejas, vs. Pittsburgh, 12/31/89

Most Made, Opponent, Game

4	Roy Gerela, @ Pittsburgh, 1/7/79
3	Mike Vanderjagt, @ Indianapolis, 1/16/00
3	Jeff Wilkins, vs. St. Louis, 1/30/00
3	Ben Agajanian, vs. LA Chargers, 1/1/61
3	Matt Bahr, @ Cleveland, 12/24/88
3	Jeff Reed, vs. Pittsburgh, 1/11/03

Most Consecutive Games Made

9	Al Del Greco, 1991-93, 99-00
6	Toni Fritsch, 1978-80
5	Tony Zendejas, 1987-89

Longest Field Goal

53	Al Del Greco, vs. NY Jets, 12/29/91
49	Al Del Greco, @ Indianapolis, 1/16/00
49	Tony Zendejas, vs. Seattle, 1/3/88
49	Tony Zendejas, @ Cleveland, 12/24/88
49	Al Del Greco, vs. Kansas City, 1/16/94

49	Ryan Succop, @ Kansas City, 1/6/18
----	------------------------------------

Highest Field Goal Percentage (5 attempts)

77.8	Toni Fritsch, 6 games (7-9)
64.3	Tony Zendejas, 5 games (9-14)
63.6	Al Del Greco, 9 games (14-22)

SAFETIES**Most, Career**

1	Jevon Kearse, 1999
1	Ted Washington, 1979

Most, Game

1	Jevon Kearse, vs. Buffalo, 1/8/00
1	Ted Washington, @ Pittsburgh, 1/7/79

INDIVIDUAL PLAYOFF RECORDS: RUSHING**RUSHING ATTEMPTS****Most Attempts, Career**

206	Eddie George, 9 games
135	Earl Campbell, 8 games
118	Derrick Henry, 5 games
76	Lorenzo White, 7 games
54	Steve McNair, 9 games

Most Attempts, Game

34	Derrick Henry, @ New England, 1/4/20
30	Derrick Henry, @ Baltimore, 1/11/20
29	Eddie George, vs. Buffalo, 1/8/00
28	Eddie George, vs. St. Louis, 1/30/00
27	Earl Campbell, @ New England, 12/31/78
27	Earl Campbell, @ Oakland, 12/23/80
27	Eddie George, vs. Baltimore, 1/7/01
25	Eddie George, @ Baltimore, 1/3/04
23	Derrick Henry, @ Kansas City, 1/6/18

RUSHING YARDS**Most Yards Gained, Career**

776	Eddie George, 9 games
630	Derrick Henry, 5 games
420	Earl Campbell, 8 games
349	Steve McNair, 9 games
264	Lorenzo White, 7 games
219	Allen Pinkett, 6 games

PASSER RATING**Passer Rating, Career (min. 100 attempts)**

87.3	Warren Moon, 9 games
72.3	Dan Pastorini, 5 games
68.4	Steve McNair, 9 games

PASS ATTEMPTS**Most Passes Attempted, Career**

351	Warren Moon, 9 games
282	Steve McNair, 9 games
117	George Blanda, 3 games
116	Dan Pastorini, 5 games

Most Passes Attempted, Game

50	Warren Moon, @ Buffalo, 1/3/93
48	Warren Moon, vs. Pittsburgh, 12/31/89

Most Yards Gained, Game

195	Derrick Henry, @ Baltimore, 1/11/20
182	Derrick Henry, @ New England, 1/4/20
162	Eddie George, @ Indianapolis, 1/16/00
156	Derrick Henry, @ Kansas City, 1/6/18
118	Earl Campbell, @ New England, 12/31/78
106	Eddie George, vs. Buffalo, 1/8/00

Longest Run From Scrimmage

68t	Eddie George, @ Indianapolis, 1/16/00
66	Derrick Henry, @ Baltimore, 1/11/20
51	Steve McNair, @ Jacksonville, 1/23/00
35	Earl Campbell, @ New England, 12/31/78
35	Derrick Henry, @ Kansas City, 1/6/18

Highest Average Gain, Career (40 carries)

6.46	Steve McNair, 9 games (54-349)
5.34	Derrick Henry, 5 games (118-630)
4.66	Allen Pinkett, 6 games (47-219)
3.77	Eddie George, 9 games (206-776)
3.47	Lorenzo White, 5 games (76-264)
3.11	Earl Campbell, 8 games (135-420)

Highest Average Gain, Game (10 carries)

6.78	Derrick Henry vs. Kansas City, 1/6/18 (23-156)
------	--

6.55	Chris Johnson, vs. Baltimore, 1/10/09 (11-72)
6.50	Derrick Henry, @ Baltimore, 1/11/20 (30-195)
6.23	Eddie George, @ Indianapolis, 1/16/00 (26-162)
5.35	Derrick Henry, @ New England, 1/4/20 (34-182)
4.37	Earl Campbell, @ New England, 12/31/78 (27-118)

RUSHING TOUCHDOWNS**Most Touchdowns, Career**

6	Steve McNair, 9 games
5	Eddie George, 9 games
4	Earl Campbell, 8 games
3	Derrick Henry, 5 games
2	Mike Rozier, 4 games

Most Touchdowns, Game

2	Eddie George, vs. St. Louis, 1/30/00
2	Steve McNair, @ Jacksonville, 1/23/00
2	Steve McNair, @ Oakland, 1/19/03
1	21 times, last by Derrick Henry @ Kansas City, 1/19/20

Most Consecutive Games Rushing for TD's

3	Eddie George, 1999-02
2	Chris Brown, 2004
2	Steve McNair, 2002
2	Earl Campbell, 1978

INDIVIDUAL PLAYOFF RECORDS: PASSING

46	George Blanda, vs. Dallas Texans, 12/23/62
46	Pete Beathard, @ Oakland, 12/21/69
46	Steve McNair, vs. Baltimore, 1/7/01

PASS COMPLETIONS**Most Completions, Career**

230	Warren Moon, 9 games
166	Steve McNair, 9 games
71	Dan Pastorini, 5 games
57	George Blanda, 3 games

Most Completions, Game

36	Warren Moon, @ Buffalo, 1/3/93
32	Warren Moon, vs. Kansas City, 1/16/94
29	Warren Moon, vs. Pittsburgh, 12/31/89

COMPLETION PERCENTAGE**Highest Completion Percentage, Career (100 att)**

65.5	Warren Moon, 9 games
61.2	Dan Pastorini, 5 games
58.9	Steve McNair, 9 games

Highest Completion Percentage, Game (10 att)

80.0	Dan Pastorini, @ New England, 12/31/78 (12-15)
75.0	Warren Moon, @ Denver, 1/4/92 (27-36)
74.4	Warren Moon, vs. Kansas City, 1/16/94 (32-43)

PASSING YARDS

Most Yards Gained, Career

2,578	Warren Moon, 9 games
1,591	Steve McNair, 9 games
954	Dan Pastorini, 5 games
722	George Blanda, 3 games

Most Yards Gained, Game

371	Warren Moon, @ Buffalo, 1/3/93
338	Steve McNair, vs. Pittsburgh, 1/11/03
325	Warren Moon, @ Denver, 1/4/92
315	Warren Moon, vs. Pittsburgh, 12/31/89

Most Games, 300 or More Yards Passing, Career

4	Warren Moon, 9 games
---	----------------------

Most Consec. Games, 300 or More Yards Passing

3	Warren Moon, 1991-93
---	----------------------

Longest Pass Completion

88t	George Blanda (to Billy Cannon), vs. LA Chargers, 1/1/61
71t	Dan Pastorini (to Ken Burrough), @ N.E., 12/31/78
55	Dan Pastorini (to Mike Barber), @ Miami, 12/24/78
49t	Steve McNair (to Justin McCareins), @ Balt., 1/3/04

Highest Average Gain, Career (100 attempts)

8.22	Dan Pastorini, 5 games (116-954)
7.31	Warren Moon, 9 games (351-2578)
6.17	George Blanda, 3 games (117-722)

Highest Average Gain, Game (20 attempts)

10.55	Dan Pastorini, @ New England, 12/31/78
9.03	Warren Moon, @ Denver, 1/4/92
8.53	Warren Moon, vs. Seattle, 1/3/88

TOUCHDOWN PASSES

Most Touchdown Passes, Career

15	Warren Moon, 9 games
6	Steve McNair, 9 games
5	George Blanda, 3 games
5	Ryan Tannehill , 3 games
4	Dan Pastorini, 5 games
4	Marcus Mariota, 5 games

Most Touchdown Passes, Game

4	Warren Moon, @ Buffalo, 1/3/93
3	George Blanda, vs. LA Chargers, 1/1/61
3	Dan Pastorini, @ New England, 12/31/78
3	Warren Moon, @ Denver, 1/4/92

Most Consecutive Games Touchdown Pass

4	Steve McNair, 2002-03
4	Warren Moon, 1991-93
3	George Blanda, 1960-62
3	Warren Moon, 1987-88

3	Ryan Tannehill, 2019
---	----------------------

PASSES HAD INTERCEPTED

Lowest Percentage, Passes Had Intercepted, Career (100 attempts)

3.19	Steve McNair, 9 games (282-9)
3.42	Warren Moon, 9 games (351-12)
6.90	Dan Pastorini, 5 games (116-8)
8.54	George Blanda, 3 games (117-10)

Most Attempts Without Interception, Game

48	Warren Moon, vs. Pittsburgh, 12/31/89
37	Marcus Mariota, @ New England, 1/13/18
36	Steve McNair, vs. St. Louis, 1/30/99
36	Steve McNair, @ Oakland, 1/19/03
31	Ryan Tannehill , @ Kansas City, 1/19/20
29	Dan Pastorini, @ Miami, 12/24/78

Most Passes Had Intercepted, Career

12	Warren Moon, 9 games
10	George Blanda, 8 games
9	Steve McNair, 9 games
8	Dan Pastorini, 5 games

Most Passes Had Intercepted, Game

5	George Blanda, @ San Diego, 12/25/61
5	George Blanda, vs. Dallas Texans, 12/23/62
5	Dan Pastorini, @ Pittsburgh, 1/7/79

INDIVIDUAL PLAYOFF RECORDS: RECEIVING

RECEPTIONS

Most Receptions, Career

60	Ernest Givins, 1987-93
41	Haywood Jeffires, 1988-93
38	Drew Hill, 1987-91
29	Derrick Mason, 1997-03

Most Receptions, Game

11	Ernest Givins, vs. Pittsburgh, 12/31/89
10	Frank Wycheck, vs. Pittsburgh, 1/11/03
10	Justin Gage, vs. Baltimore, 1/10/09
9	Drew Hill, vs. NY Jets, 12/29/91
9	Ernest Givins, @ Buffalo, 1/3/93
9	Haywood Jeffires, vs. Kansas City, 1/16/94

Most Consecutive Games, Pass Receptions

8	Haywood Jeffires, 1988-93
7	Frank Wycheck, 1999-2002
6	Ernest Givins, 1989-93
6	Derrick Mason, 1999-2003

YARDS GAINED

Most Yards Gained, Career

774	Ernest Givins, 8 games
513	Drew Hill, 7 games
513	Haywood Jeffires, 7 games
312	Derrick Mason, 9 games

Most Yards Gained, Game

136	Ernest Givins, vs. Pittsburgh, 12/31/89
-----	---

135	Justin Gage, vs. Baltimore, 1/10/09
128	Billy Cannon, vs. L.A., 1/1/61
123	Frank Wycheck, vs. Pittsburgh, 1/11/03
117	Ernest Givins, @ Buffalo, 1/3/93

Most Games, 100 or More Receiving Yards, Career

3	Ernest Givins
1	Ken Burrough
1	Mike Barber
1	Frank Wycheck

Most Consecutive Games, 100 or More Receiving Yards

2	Ernest Givins
---	---------------

Longest Reception

88t	Billy Cannon, vs. LA Chargers, 1/1/61
71t	Ken Burrough, @ Miami, 12/24/78
55	Mike Barber, @ New England, 12/31/78
49t	Justin McCareins, @ Baltimore, 1/3/04

AVERAGE GAIN

Highest Average Gain, Career (14 receptions)

22.1	Mike Barber, (14-309)
13.5	Drew Hill, (38-513)
12.9	Ernest Givins, (60-774)

Highest Average Gain, Game (5 receptions)

18.6	Drew Hill, @ Denver, 1/10/88 (5-93)
------	-------------------------------------

18.5	Ernest Givins, @ Denver, 1/4/92 (6-111)
17.2	Ken Burrough, @ Miami, 12/24/78 (6-103)
14.2	Eric Decker, @ New England, 1/13/18 (6-85)

TOUCHDOWNS

Most Touchdowns, Career

8	Ernest Givins, 8 games
3	Haywood Jeffires, 7 games
3	Corey Davis , 5 games
2	Billy Cannon, 2 games
2	Mike Barber, 2 games
2	Curtis Duncan, 5 games
2	Anthony Firkser , 3 games

Most Touchdowns, Game

2	6 times, last by Corey Davis @ New England, 1/13/18
---	--

Most Consecutive Games with Touchdown Reception

3	Ernest Givins, 1989-91
2	Billy Cannon, 1960-61
2	Curtis Duncan, 1991-92
2	Haywood Jeffires, 1991-92

INDIVIDUAL PLAYOFF RECORDS: INTERCEPTIONS

INTERCEPTIONS

Most Interceptions, Career

5	Vernon Perry, 4 games
4	Mike Reinfeldt, 7 games
3	Bubba McDowell, 6 games
2	Samari Rolle, 9 games

Most Interceptions, Game

4*	Vernon Perry, @ San Diego, 12/29/79
2	Mike Reinfeldt, @ New England, 12/31/78
2	Bubba McDowell, vs. NY Jets, 12/29/91

INT. RETURN YARDS

Most Yards Gained, Career

90	Bubba McDowell, 6 games
75	Vernon Perry, 4 games
35	Mike Reinfeldt, 7 games

Most Yards Gained, Game

75t	Vernon Perry, @ Pittsburgh, 1/6/80
58t	Bubba McDowell, @ Buffalo, 1/3/93
32	Bubba McDowell, vs. NY Jets, 12/29/92

Longest Return

75t	Vernon Perry, @ Pittsburgh, 1/6/80
58t	Bubba McDowell, @ Buffalo, 1/3/93
31	Bubba McDowell, vs. NY Jets, 12/29/92
31	Kevin Byard , @ Baltimore, 1/11/20

INTERCEPTIONS FOR TDs

Most Touchdowns, Career

1	Vernon Perry, 1980
1	Bubba McDowell, 1993
1	Logan Ryan, 2017-19

Most Touchdowns, Game

1	Vernon Perry, @ Pittsburgh, 1/6/80
1	Bubba McDowell, @ Buffalo, 1/3/93
1	Logan Ryan, @ New England, 1/4/20

* NFL Record

INDIVIDUAL PLAYOFF RECORDS: PUNTING

PUNTS

Most Punts, Career

51	Craig Hentrich, 11 games
31	Cliff Parsley, 7 games
27	Greg Montgomery, 8 games

Most Punts, Game

11	Jim Norton, @ Oakland, 12/31/67
11	Ode Burrell, @ Oakland, 12/21/69
7	Craig Hentrich, vs. Buffalo, 1/8/00
7	Brett Kern , @ New England, 1/13/18
6	Cliff Parsley, @ New England, 12/31/78
6	Cliff Parsley, @ San Diego, 12/29/79
6	Greg Montgomery, @ Cincinnati, 1/6/91
6	Craig Hentrich, @ Baltimore, 1/3/04
6	Brett Kern , @ New England, 1/4/20
6	Brett Kern , @ Baltimore, 1/11/20

PUNTING YARDS

Longest Punt

66	Craig Hentrich, vs. Baltimore, 1/10/09
63	Craig Hentrich, @ Baltimore, 1/3/04
62	Brett Kern , @ New England, 1/13/18
59	Greg Montgomery, vs. Kansas City, 1/6/94
58	Brett Kern , @ New England, 1/4/20
57	Ode Burrell, @ Oakland, 12/21/69
57	Craig Hentrich, @ Indianapolis, 1/16/00
57	Brett Kern @ Kansas City, 1/6/18

Highest Average Yardage, Career (10 punts)

47.0	Brett Kern (25-1176)
42.6	Greg Montgomery (27-1149)
42.3	Ode Burrell (11-465)

Highest Average Yardage, Game (5 punts)

52.5	Brett Kern , @ Baltimore, 1/11/20 (6-315)
52.0	Craig Hentrich, @ Indianapolis, 1/16/00, (5-260)
48.6	Greg Montgomery, vs. Kansas City, 1/16/94 (5-243)
45.8	Brett Kern , @ New England, 1/4/20 (6-275)
45.1	Brett Kern , @ New England, 1/13/18 (7-316)
44.7	Craig Hentrich, @ Baltimore, 1/3/04 (6-268)
44.6	Greg Montgomery, @ Buffalo, 1/1/89 (5-223)

INDIVIDUAL PLAYOFF RECORDS: PUNT RETURNS

PUNT RETURNS

Most Punt Returns, Career

21	Derrick Mason, 9 games
9	Richard Ellender, 3 games
5	Kenny Johnson, 2 games
5	Robert Woods, 2 games

Most Punt Returns, Game

6	Derrick Mason, @ Baltimore, 1/3/04
5	Derrick Mason, vs. Buffalo, 1/8/00
5	Richard Ellender, @ Denver, 12/23/79
4	Kenny Johnson, vs. Seattle, 1/3/88

PUNT RETURN YARDS

Most Yards Gained, Career

173	Derrick Mason, 9 games
75	Richard Ellender, 3 games
27	Kenny Johnson, 2 games
27	Bobby Gordon, 1 game

Most Yards Gained, Game

70	Derrick Mason, @ Baltimore, 1/3/04
49	Derrick Mason, @ Indianapolis, 1/16/00
42	Richard Ellender, @ Denver, 12/23/79
27	Bobby Gordon, vs. LA Chargers, 1/1/61
27	Kenny Johnson, vs. Seattle, 1/3/88

Longest Return

27	Bobby Gordon, vs. LA Chargers, 1/1/61
25	Richard Ellender, @ San Diego, 12/29/79
19	Derrick Mason, @ Indianapolis, 1/16/00
19	Gerald McNeil, @ Cincinnati, 1/6/91

Highest Average Gain, Career (5 returns)

8.3	Richard Ellender (9-75)
8.2	Derrick Mason (21-173)
5.4	Kenny Johnson (5-27)

Highest Average Gain, Game (3 returns)

16.3	Derrick Mason, @ Indianapolis, 1/16/00 (3-49)
11.7	Derrick Mason, @ Baltimore, 1/3/04 (6-70)
8.5	Richard Ellender, @ Denver, 12/23/79 (5-42)
6.8	Kenny Johnson, vs. Seattle, 1/3/88 (4-27)

INDIVIDUAL PLAYOFF RECORDS: KICKOFF RETURNS

KICKOFF RETURNS

Most Kickoff Returns, Career

17	Derrick Mason, 7 games
13	Allen Pinkett, 8 games
9	Bobby Jancik, 3 games
9	John Simon, 2 games
8	Justin McCareins, 4 games
7	Lorenzo White, 6 games

Most Kickoff Returns, Game

5	Derrick Mason, vs. St. Louis, 1/30/00
5	Bobby Jancik, vs. Dallas Texans, 12/23/62
5	John Simon, @ Oakland, 1/19/03
4	Adoree' Jackson , @ New England, 1/13/18

KICKOFF RETURN YARDS

Most Yards Gained, Career

492	Derrick Mason, 7 games
239	Bobby Jancik, 2 games
221	Allen Pinkett, 6 games

Most Yards Gained, Game

174	Derrick Mason, @ Jacksonville, 1/23/00
122	Derrick Mason, vs. St. Louis, 1/30/00
115	John Simon, @ Oakland, 1/19/03
100	Bobby Jancik, @ Oakland, 12/31/67
83	Adoree' Jackson , @ New England, 1/13/18

Longest Return

80t	Derrick Mason, @ Jacksonville, 1/23/00
-----	--

48	Bobby Jancik, vs. Dallas Texans, 12/23/62
47	Derrick Mason, @ Indianapolis, 1/16/00

Highest Average Gain, Career (5 returns)

28.9	Derrick Mason, 7 games
26.6	Bobby Jancik, 2 games
22.3	John Simon, 2 games
21.0	Adoree' Jackson , 4 games
20.8	Robert Woods, 3 games

Highest Average Gain, Game (3 returns)

43.5	Derrick Mason, @ Jacksonville, 1/23/00 (4-174)
31.3	Derrick Mason, vs. Buffalo, 1/8/2000 (3-94)
29.0	Zeke Moore @ Oakland 12/31/67 (3-87)

TEAM PLAYOFF RECORDS: SCORING

TEAM POINTS

Most Points in a Game

38	@ Buffalo, 1/3/93 (Buffalo 41, Oilers 38)
34	vs. Pittsburgh, 1/11/03 (Titans 34, Steelers 31, OT)
33	@ Jacksonville, 1/23/00 (Titans 33, Jac 14)
31	@ New England, 12/31/78 (Oilers 31, New England 14)

Most Points in a Game, Opponent

56	@ Oakland, 12/21/69 (Oakland 56, Oilers 7)
41	@ Buffalo, 1/3/93 (Buffalo 41, Oilers 38 OT)
41	@ Cincinnati, 1/6/91 (Cincinnati 41, Oilers 14)
41	@ Oakland, 1/19/03 (Raiders 41, Titans 24)

Fewest Points in a Game

5	@ Pittsburgh, 1/7/79 (Pittsburgh 34, Oilers 5)
6	@ San Diego, 1/6/08 (SD 17, Titans 6)
7	3 times, last @ Oakland, 12/28/80 (Oakland 27, Oilers 7)

Fewest Points in a Game, Opponent

3	@ San Diego, 12/24/61 (Oilers 10, San Diego 3)
7	vs. Denver, 12/23/79 (Oilers 13, Denver 7)
9	@ Miami, 12/24/78 (Oilers 17, Miami 9)

Most Decisive Win

19	@ Jacksonville, 1/23/00 (Titans 33, Jacksonville 14)
17	@ New England, 12/31/78 (Oilers 31, N.E. 14)
16	@ Baltimore, 1/11/20 (Titans 28, Baltimore 12)
8	@ Miami, 12/24/78 (Oilers 17, Miami 9)
8	vs. LA Chargers, 1/1/61 (Oilers 24, LA Chargers 16)

Most Decisive Loss

49	@ Oakland, 12/21/69 (Oakland 56, Oilers 7)
33	@ Oakland, 12/31/67 (Oakland 40, Oilers 7)
29	@ Pittsburgh, 1/7/79 (Pittsburgh 34, Oilers 5)
21	@ New England, 1/13/18 (Patriots 35, Titans 14)

Most Points in a Game, Both Teams

79	@ Buffalo, 1/3/93 (Buffalo 41, Oilers 38 OT)
65	@ Oakland, 1/19/03 (Raiders 41, Titans 24)
65	vs. Pittsburgh, 1/11/03 (Titans 34, Steelers 31)
63	@ Oakland, 12/21/69 (Oakland 56, Oilers 7)
55	@ Cincinnati, 1/6/91 (Cincinnati 41, Oilers 14)
49	@ New England, 1/13/18 (Patriots 35, Titans 14)

Most Points, Each Half

1st	28, @ Buffalo, 1/3/93
2nd	23, @ Jacksonville, 1/23/00

Most Points, Each Half, Opponent

1st	35, @ Oakland, 12/21/69
-----	-------------------------

2nd	35, @ Buffalo, 1/3/93
-----	-----------------------

Most Points, Each Quarter

1st	14, @ Denver, 1/4/92, vs. Pittsburgh, 1/11/03
2nd	21, @ Buffalo, 1/3/93
	21, @ New England, 12/31/78
3rd	16, @ Jacksonville, 1/23/00
4th	14, vs Pittsburgh, 12/31/89
OT	3, vs. Pittsburgh, 1/11/03

Most Points, Each Quarter, Opponent

1st	28 @ Oakland, 12/21/69
2nd	21, @ New England, 1/13/18
3rd	28, @ Buffalo, 1/3/93
4th	21, vs Kansas City, 1/16/94

TEAM TOUCHDOWNS

Most Touchdowns in a Game

5	@ Buffalo, 1/3/93
---	-------------------

Most Touchdowns in a Game, Opponent

8	@ Oakland, 12/21/69
---	---------------------

Most Touchdowns in a Game, Both Teams

10	@ Buffalo, 1/3/93 (Buffalo 5, Oilers 5)
----	---

Fewest Touchdowns in a Game, Both Teams

1	@ San Diego, 12/21/61 (Oilers 1, San Diego 0)
---	---

TEAM PLAYOFF RECORDS: FIRST DOWNS

Most First Downs in a Game

29	vs. Pittsburgh, 1/11/03
28	@ Oakland, 1/19/03
27	vs. St. Louis, 1/30/00
27	@ Buffalo, 1/3/93
27	vs. Seattle, 1/3/88

Most First Downs in a Game, Opponent

31	@ New England, 1/13/18
29	@ Baltimore, 1/11/20
26	@ Denver, 1/4/92
25	@ San Diego, 12/29/79
25	@ Oakland, 1/19/03
24	@ Cincinnati, 1/6/91

Most First Downs in a Game, Both Teams

53	@ Oakland, 1/19/03 (Titans 28, Raiders 25)
50	vs. St. Louis, 1/30/00 (Titans 27, St. Louis 23)
50	vs. Pittsburgh, 1/11/03 (Titans 29, Steelers 21)
49	@ Denver, 1/4/92 (Denver 26, Oilers 23)
46	@ Buffalo, 1/3/93 (Oilers 27, Buffalo 19)
46	@ New England, 1/13/18 (Patriots 35, Titans 14)

Fewest First Downs in a Game

10	@ Pittsburgh, 1/7/79
11	@ Pittsburgh, 1/6/80
11	@ Oakland, 12/31/67

Fewest First Downs in a Game, Opponent

6	vs. Baltimore, 1/7/01
9	vs. Baltimore, 1/10/09
11	vs. Seattle, 1/3/88
12	@ Oakland, 12/28/80

Fewest First Downs in a Game, Both Teams

28	@ Oakland, 12/31/67 (Oakland 18, Oilers 10)
28	@ Baltimore, 1/3/04 (Titans 16, Ravens 12)
29	vs. Baltimore, 1/7/01 (Titans 23, Ravens 6)
29	vs. Buffalo, 1/8/00 (Titans 16, Bills 13)
30	vs. Baltimore, 1/10/09 (Titans 21, Ravens 9)

Most First Downs in a Game, Rushing

13	@ New England, 1/4/20
12	vs. St. Louis, 1/30/00

Most First Downs in a Game, Rushing, Opponent

15	@ Cincinnati, 1/6/91
----	----------------------

Most First Downs in a Game, Rushing, Both Teams

19	@ Cincinnati, 1/6/91 (Cincinnati 15, Oilers 4)
19	@ New England, 1/4/20 (Tennessee 13, New England 6)
19	@ Baltimore, 1/11/20 (Tennessee 9, Baltimore 10)

Fewest First Downs in a Game, Rushing

1	@ Oakland, 12/21/69
3	@ New England, 1/13/18

Fewest First Downs in a Game, Rushing, Opponent

1	@ Baltimore, 1/3/04
1	vs. St. Louis, 1/30/00
1	vs. Seattle, 1/3/88

Fewest First Downs in a Game, Rushing, Both Teams

6	@ Oakland, 12/21/69 (Oakland 5, Oilers 1)
---	---

Most First Downs in a Game, Passing

18	@ Buffalo, 1/3/93
18	vs. Pittsburgh, 12/31/89
18	vs. Seattle, 1/3/88
18	vs. Pittsburgh, 1/11/03

Most First Downs in a Game, Passing, Opponent

20	@ New England, 1/13/18
18	vs. St. Louis, 1/30/00
18	@ Baltimore, 1/11/20
17	@ San Diego, 12/29/79

Most First Downs in a Game, Passing, Both Teams

31	vs. St. Louis, 1/30/00 (St. Louis 18, Titans 13)
31	@ Buffalo, 1/3/93 (Oilers 18, Buffalo 13)

31	@ New England, 1/13/18 (Patriots 20, Titans 11)
----	---

Fewest First Downs in a Game, Passing

3	@ Pittsburgh, 1/7/79
---	----------------------

Fewest First Downs in a Game, Passing, Opponent

4	vs. Baltimore, 1/7/01
5	vs. Dallas Texans, 12/23/62
5	vs. Baltimore, 1/10/09

Fewest First Downs in a Game, Passing, Both Teams

11	vs. Buffalo, 1/8/00 (Buffalo 6, Titans 5)
11	@ Oakland, 12/31/67 (Oakland 6, Oilers 5)

Most First Downs in a Game, Penalty

7	@ Oakland, 1/19/03
4	@ San Diego, 12/24/61

Most First Downs in a Game, Penalty, Opponent

5	vs. Pittsburgh, 1/11/03
4	vs. St. Louis, 1/30/00
4	@ Cleveland, 12/24/88
4	vs. Dallas Texans, 12/23/62

Most First Downs in a Game, Penalty, Both Teams

10	@ Oakland, 1/19/03 (Titans 7, Raiders 3)
6	vs. St. Louis, 1/30/00 (St. Louis 4, Titans 2)
6	vs. Pittsburgh, 1/11/03 (Steelers 5, Titans 1)
5	@ Buffalo, 1/1/89 (Buffalo 3, Oilers 2)
5	@ San Diego, 12/23/61 (Oilers 4, San Diego 1)

Fewest First Downs in a Game, Penalty, Both Teams

0	vs. Seattle, 1/3/88
0	@ Baltimore, 1/3/04

TEAM PLAYOFF RECORDS: NET YARDS GAINED RUSHING AND PASSING

Most Yards Gained in a Game

437	vs. Seattle, 1/3/88
430	vs. Pittsburgh, 1/11/03
429	@ Buffalo, 1/3/93
422	@ Denver, 1/4/92

Most Yards Gained in a Game, Opponent

530	@ Baltimore, 1/11/20
438	@ New England, 1/13/18
436	vs. St. Louis, 1/30/00
418	@ Denver, 1/4/92
412	@ Oakland, 12/21/69

Most Yards Gained in a Game, Both Teams

840	@ Denver, 1/4/92
830	@ Baltimore, 1/11/20
803	vs. St. Louis, 1/30/00

795	@ Buffalo, 1/3/93
-----	-------------------

Fewest Yards Gained in a Game

142	@ Pittsburgh, 1/7/79
146	@ Oakland, 12/31/67
197	@ Oakland, 12/21/69

Fewest Yards Gained in a Game, Opponent

134	vs. Baltimore, 1/7/01
209	@ Miami, 12/24/78
211	vs. Baltimore, 1/10/09
216	vs. Denver, 12/23/79

Fewest Yards Gained in a Game, Both Teams

413	vs. Buffalo, 1/8/00
451	vs. Baltimore, 1/7/01
498	vs. Denver, 12/23/79

510	@ Oakland, 12/31/67
-----	---------------------

TEAM PLAYOFF RECORDS: RUSHING

TEAM RUSHING ATTEMPTS

Most Rushing Attempts in a Game

54	@ New England, 12/31/78
50	vs. Seattle, 1/3/88
45	@ Miami, 12/24/78

Most Rushing Attempts in a Game, Opponent

54	vs. Dallas Texans, 12/23/62
48	@ Oakland, 12/31/67
47	@ Pittsburgh, 1/7/79

Fewest Rushing Attempts in a Game

13	@ Cincinnati, 1/6/91
16	@ New England, 1/13/18
19	@ Denver, 1/4/92
19	@ Oakland, 12/21/69

Fewest Rushing Attempts in a Game, Opponent

11	vs. Seattle, 1/3/88
13	vs. St. Louis, 1/30/00
16	@ Baltimore, 1/3/04
16	@ Kansas City, 1/6/18
17	@ Oakland, 1/19/03
19	@ San Diego, 12/29/79
19	@ San Diego, 12/24/61

TEAM RUSHING YARDS

Most Yards Gained in a Game Rushing

217	@ Baltimore, 1/11/20
202	@ Kansas City, 1/6/18
201	@ New England, 1/4/20

TEAM PASSING ATTEMPTS

Most Passes Attempted in a Game

50	@ Buffalo, 1/3/93
47	vs. Baltimore, 1/7/01
46	@ Oakland, 12/21/69
46	vs. Dallas Texans, 12/23/62

Most Passes Attempted in a Game, Opponent

59	@ Baltimore, 1/11/20
53	@ New England, 1/13/18
47	@ San Diego, 12/29/79
45	vs. St. Louis, 1/30/00
43	@ Indianapolis, 1/16/00

Most Passes Attempted in a Game, Both Teams

90	@ New England, 1/13/18 (Patriots 53, Titans 37)
87	vs. Pittsburgh, 1/11/03 (Titans 45, Steelers 42)
84	@ Buffalo, 1/3/93 (Oilers 50, Buffalo 34)
81	vs. St. Louis, 1/30/00 (St. Louis 45, Titans 36)
81	vs. Kansas City, 1/16/94 (Oilers 43, K.C. 38)
81	vs. Pittsburgh, 12/31/89 (Oilers 48, Pitt 33)

Fewest Passes Attempted in a Game

15	@ Baltimore, 1/11/20
----	----------------------

197	@ Indianapolis, 1/16/00
178	vs. Seattle, 1/3/88
177	@ Jacksonville, 1/23/00
165	@ Baltimore, 1/3/04

Most Yards Gained in a Game Rushing, Opponent

263	@ Oakland, 12/31/67
199	vs. Dallas Texans, 12/23/62
187	@ Cincinnati, 1/6/91

Most Yards Gained in a Game Rushing, Both Teams

402	@ Baltimore, 1/11/20 (Titans 217, Ravens 185)
321	@ Jacksonville, 1/23/00 (Titans 177, Jaguars 144)
301	@ Oakland, 12/31/67 (Oakland 263, Oilers 38)
299	@ New England, 1/4/20 (Tennessee 201, New England 98)
297	vs. Dallas Texans, 12/23/62 (Dallas 199, Oilers 98)

Fewest Yards Gained in a Game Rushing

24	@ Pittsburgh, 1/6/80
28	@ Oakland, 12/21/69
38	@ Oakland, 12/31/67
65	@ New England, 1/13/18

Fewest Yards Gained in a Game Rushing, Opponent

29	vs. St. Louis, 1/30/00
29	vs. Seattle, 1/3/88
49	vs. Baltimore, 1/7/01

50	vs. Baltimore, 1/10/09
54	@ Baltimore, 1/3/04
61	@ Denver, 1/10/88
69	@ Kansas City, 1/6/18

Fewest Yards Gained in a Game Rushing, Both Teams

110	vs. Kansas City, 1/16/94 (K.C. 71, Oilers 39)
134	@ Denver, 1/10/88 (Oilers 73, Denver 61)
138	@ Oakland, 12/21/69 (Oakland 37, Oilers 19)

Highest Average Gain in a Game

6.5	@ Kansas City, 1/6/18
6.0	@ Indianapolis, 1/16/00
5.9	@ Baltimore, 1/11/20
5.2	@ Cincinnati, 1/6/91

Highest Average Gain in a Game, Opponent

6.4	@ Baltimore, 1/11/20
6.3	vs. Jacksonville, 1/23/00
5.9	vs. Pittsburgh, 12/31/89

Lowest Average Gain in a Game

1.1	@ Pittsburgh, 1/6/80
-----	----------------------

Lowest Average Gain in a Game, Opponent

1.7	vs. Baltimore, 1/10/09
2.1	vs. Baltimore, 1/7/01
2.1	@ Denver, 1/10/88
2.1	@ San Diego, 1/6/08

TEAM PLAYOFF RECORDS: PASSING

15	@ New England, 12/31/78
16	@ New England, 1/4/20
19	@ San Diego, 12/29/79
22	vs. Denver, 12/23/79
23	@ Baltimore, 1/3/04

Fewest Passes Attempted in a Game, Opponent

14	vs. Dallas Texans, 12/23/62
17	vs. Baltimore, 1/7/01
19	@ Pittsburgh, 1/7/79
22	@ Oakland, 12/21/69
22	vs. Baltimore, 1/10/09

Fewest Passes Attempted in a Game, Both Teams

45	@ Pittsburgh, 1/7/79 (Oilers 26, Pittsburgh 19)
46	vs. Buffalo, 1/8/00 (Titans 24, Buffalo 22)
49	vs. Denver, 12/23/79 (Denver 27, Oilers 22)

TEAM PASS COMPLETIONS

Most Passes Completed in a Game

36	@ Buffalo, 1/3/93
32	vs. Kansas City, 1/16/94
29	vs. Pittsburgh, 12/31/89

Most Passes Completed in a Game, Opponent

35	@ New England, 1/13/18
----	------------------------

31	@ Baltimore, 1/11/20
29	@ Oakland, 1/19/03
25	@ San Diego, 12/29/79
24	vs. St. Louis, 1/30/00
24	@ Kansas City, 1/6/18
22	vs. Kansas City, 1/16/94

Most Passes Completed in a Game, Both Teams

57	@ Buffalo, 1/3/93 (Oilers 36, Buffalo 21)
57	@ New England, 1/13/18 (Patriots 35, Mariota 22)
54	vs. Kansas City, 1/16/94 (Oilers 32, K.C. 22)
50	@ Oakland, 1/19/03 (Raiders 29, Titans 21)
49	vs. NY Jets, 12/29/91 (Oilers 28, NY Jets 21)

Fewest Passes Completed in a Game

7	@ Baltimore, 1/11/20
9	@ New England, 1/4/20
10	@ San Diego, 12/29/79
10	vs. Denver, 12/23/79
12	2 times, last @ Pittsburgh, 1/7/79

Fewest Passes Completed in a Game, Opponent

5	vs. Baltimore, 1/7/01
8	@ Oakland, 12/28/80
9	vs. Dallas Texans, 12/23/62
10	vs. Buffalo, 1/8/00
10	@ Oakland, 12/31/67

Fewest Passes Completed in a Game, Both Teams

23	vs. Buffalo, 1/8/00 (Titans 13, Buffalo 10)
23	@ Oakland, 12/28/80 (Oilers 15, Oakland 8)
23	@ Pittsburgh, 1/7/79 (Oilers 12, Pittsburgh 11)
24	vs. Denver, 12/23/79 (Denver 14, Oilers 10)

Highest Completion Percentage in a Game (20 attempts)

75.0 @ Denver, 1/4/92

Highest Completion Percentage in a Game, Opponent (20 att.)

72.7	@ Kansas City, 1/6/18
70.7	@ Oakland, 1/19/03
67.9	@ Cleveland, 12/24/88

Lowest Completion Percentage in a Game (20 attempts)

39.1 @ Oakland, 12/21/69

Lowest Completion Percentage in a Game, Opponent (20 att.)

34.5 @ Oakland, 12/28/80

TEAM PASSING YARDS**Most Yards Gained in a Game, Passing**

347	@ Buffalo, 1/3/93
338	@ Pittsburgh, 1/11/03
325	vs. Denver, 1/4/92
315	vs. Pittsburgh, 12/31/89

Most Yards Gained in a Game, Passing, Opponent

407	vs. St. Louis, 1/30/00
349	@ San Diego, 12/29/79
345	@ Baltimore, 1/11/20
337	@ New England, 1/13/18

317 vs. Denver, 12/23/79

Fewest Yards Gained in a Game, Passing

55	vs. Buffalo, 1/8/00
70	@ Pittsburgh, 1/7/79
71	@ New England, 1/4/20
83	@ Baltimore, 1/11/20
108	@ Oakland, 12/31/67

Fewest Yards Gained in a Game, Passing, Opponent

38	vs. Dallas Texans, 12/23/62
96	vs. Buffalo, 1/8/00
101	@ Oakland, 12/31/67

Fewest Yards Gained in a Game, Passing, Both Teams

151	vs. Buffalo, 1/8/00 (Buffalo 96, Titans 55)
209	@ Oakland, 12/31/67 (Oilers 108, Oakland 101)
251	vs. Denver, 12/23/79 (Oilers 147, Denver 104)

TEAM PLAYOFF RECORDS: SACKS**Most Sacks in a Game**

9	vs. Kansas City, 1/16/94
4	@ Kansas City, 1/6/18
4	@ Baltimore, 1/11/20

Most Sacks in a Game, Opponent

8	@ New England, 1/13/18
6	vs. Denver, 12/23/79
6	vs. Dallas Texans, 12/23/62
6	@ San Diego, 12/24/61

Most Sacks in a Game, Both Teams

11	vs. Kansas City, 1/16/94 (Oilers 9, Kansas City 2)
10	@ San Diego, 12/24/61 (Oilers 6, San Diego 4)
7	@ Pittsburgh, 1/7/79 (Oilers 5, Pittsburgh 2)
6	@ Kansas City, 1/6/18 (Titans 4, Chiefs 2)

Fewest Sacks in a Game, Both Teams

0 @ Denver, 1/4/92

TEAM PLAYOFF RECORDS: PUNTING**PUNTS****Most Punts in a Game**

11	@ Oakland, 12/21/69
11	@ Oakland, 12/31/67
9	@ Oakland, 12/28/80

Most Punts in a Game, Opponent

9	@ Oakland, 12/28/80
8	vs. Baltimore, 1/10/09
8	@ Baltimore, 1/3/04
8	vs. Baltimore, 1/7/01
8	vs. Buffalo, 1/8/00
8	vs. Dallas Texans, 12/23/62
7	@ Indianapolis, 1/16/00
7	vs. Seattle, 1/3/88

Most Punts in a Game, Both Teams

18	@ Oakland, 12/28/80 (Oilers 9, Oakland 9)
16	@ Oakland, 12/21/69 (Oilers 11, Oakland 5)
15	vs. Buffalo, 1/8/00 (Buffalo 8, Titans 7)

15	@ Oakland, 12/31/67 (Oilers 11, Oakland 4)
14	@ Baltimore, 1/3/04 (Titans 6, Ravens 8)

45.2 vs. Denver, 12/23/79

TEAM PUNTING AVERAGE**Highest Average Distance in a Game (minimum 4 Punts)**

53.3	vs. Baltimore, 1/10/09
52.5	@ Baltimore, 1/11/20
52.0	@ Indianapolis, 1/16/00
45.8	@ New England, 1/4/20
45.1	@ New England, 1/13/18
44.3	@ Baltimore, 1/3/04
44.0	@ Oakland, 12/28/80

Highest Average Distance in a Game, Opponent (minimum 4 punts)

50.0	@ Kansas City, 1/6/18
48.8	@ Baltimore, 1/3/04
48.6	@ Indianapolis, 1/16/00
46.0	@ New England, 1/4/20
45.3	@ Jacksonville, 1/23/00

TEAM PLAYOFF RECORDS: INTERCEPTIONS

Most Interceptions in a Game

- 6 @ San Diego, 12/24/61
- 5 @ Pittsburgh, 1/7/79
- 5 vs. Dallas Texans, 12/23/62

Most Interceptions in a Game, Opponent

- 5 @ San Diego, 12/29/79
- 4 @ San Diego, 12/24/61
- 3 5 times, last @ Baltimore, 1/3/04

Most Interceptions in a Game, Both Teams

- 10 @ San Diego, 12/24/61 (Oilers 6, San Diego 4)
- 7 @ Pittsburgh, 1/7/79 (Oilers 5, Pittsburgh 2)
- 6 2 times, last @ San Diego, 12/29/79 (San Diego 5, Oilers 1)
- 5 @ Baltimore, 1/3/04 (Titans 3, Ravens 2)

Fewest Interceptions in a Game

- 0 Eleven times, last @ New England, 1/13/18

Fewest Interceptions in a Game, Opponents

- 0 11 times, last @ Baltimore, 1/11/20

Fewest Interceptions in a Game, Both Teams

- 0 Five times, last @ New England 1/13/18
- 1 7 times, last @ Kansas City, 1/6/18

TEAM PLAYOFF RECORDS: FUMBLES

TEAM FUMBLES

Most Fumbles in a Game

- 7 vs. Kansas City, 1/16/94
- 6 @ Pittsburgh, 1/7/79
- 5 Four times, last vs. Baltimore, 1/10/09

Most Fumbles in a Game, Opponent

- 6 @ Pittsburgh, 1/7/79
- 5 @ Jacksonville, 1/23/00
- 3 @ Denver, 1/4/92
- 3 @ Oakland, 12/21/69
- 3 @ Oakland, 1/19/03

Most Fumbles in a Game, Both Teams

- 12 @ Pittsburgh, 1/7/79 (Oilers 6, Pittsburgh 6)

- 10 @ Jacksonville, 1/23/00 (Titans 5, Jacksonville 5)
- 7 vs. Baltimore, 1/10/09 (Titans 5, Baltimore 2)
- 7 vs. Kansas City, 1/16/94 (Oilers 7, Kansas City 0)
- 7 vs. San Diego, 12/24/61 (Oilers 5, San Diego 2)

- 2 @ Miami, 12/24/78
- 2 vs. San Diego, 12/24/61

Most Fumbles Lost in a Game, Both Teams

- 7 @ Pittsburgh, 1/7/79 (Oilers 4, Pittsburgh 3)
- 7 @ Jacksonville, 1/23/00 (Jacksonville 4, Titans 3)
- 3 6 times, last @ Oakland, 1/19/03

TEAM FUMBLES LOST

Most Fumbles Lost in a Game

- 4 @ Pittsburgh, 1/7/79
- 3 @ Jacksonville, 1/23/00
- 2 9 times, last vs. Baltimore, 1/10/09

Most Fumbles Lost in a Game, Opponent

- 4 @ Jacksonville, 1/23/00
- 3 @ Pittsburgh, 1/7/79

TEAM PLAYOFF RECORDS: PENALTIES

PENALTIES

Most Penalties in a Game

- 13 @ Denver, 1/4/92
- 12 vs. Baltimore, 1/10/09
- 11 @ Cleveland, 12/24/88
- 10 @ New England, 1/13/18

Most Penalties in a Game, Opponent

- 14 @ Oakland, 12/28/80
- 14 @ Oakland, 1/19/03
- 10 vs. Buffalo, 1/8/00
- 10 @ San Diego, 12/24/61

Most Penalties in a Game, Both Teams

- 22 @ Oakland, 12/28/80 (Oakland 14, Oilers 8)
- 21 @ Oakland, 1/19/03 (Oakland 14, Titans 7)
- 20 @ Cleveland, 12/24/88 (Oilers 11, Cleveland 9)
- 20 vs. Baltimore, 1/10/09 (Titans 12, Baltimore 8)

Fewest Penalties in a Game

- 2 vs. Buffalo, 1/8/00
- 2 @ Pittsburgh, 1/6/80
- 2 vs. Denver, 12/23/79
- 2 @ New England, 12/31/78

Fewest Penalties in a Game, Opponent

- 1 @ Miami, 12/24/78
- 2 @ New England, 1/10/04
- 3 @ New England, 1/4/20
- 3 vs. Seattle, 1/3/88
- 3 vs. LA Chargers, 1/1/61

Fewest Penalties in a Game, Both Teams

- 6 @ Miami, 12/24/78 (Oilers 5, Miami 1)
- 7 3 times, last vs. Seattle, 1/3/88 (Oilers 4, Seattle 3)

YARDS PENALIZED

Most Yards Penalized in a Game

- 118 @ Cleveland, 12/24/88

- 92 vs. Pittsburgh, 1/11/03
- 89 vs. Baltimore, 1/10/09
- 85 @ Denver, 1/4/92

Most Yards Penalized in a Game, Opponent

- 127 @ Oakland, 1/19/03
- 106 @ San Diego, 12/24/61
- 100 @ Jacksonville, 1/23/00
- 92 @ New England, 12/24/78

Most Yards Penalized in a Game, Both Teams

- 193 @ Cleveland, 12/24/88 (Oilers 118, Cleveland 75)
- 187 @ Oakland, 1/19/03 (Raiders 127, Titans 60)
- 174 @ San Diego, 12/24/61 (San Diego 106, Oilers 68)
- 155 2 times, last @ Denver, 1/4/92 (Oilers 85, Den. 70)

Fewest Yards Penalized in a Game

- 10 @ Pittsburgh, 1/6/80
- 12 vs. Buffalo, 1/8/00
- 19 vs. Denver, 12/23/79

Fewest Yards Penalized in a Game, Opponent

5	@ Miami, 12/24/78
14	@ New England, 1/10/04
15	vs. LA Chargers, 1/1/61
20	vs. Seattle, 1/3/88

Fewest Yards Penalized in a Game, Both Teams

42	@ Miami, 12/24/78 (Oilers 37, Miami 5)
44	@ Pittsburgh, 1/6/80 (Pittsburgh 34, Oilers 10)
45	vs. Seattle, 1/3/88 (Oilers 25, Seattle 20)

BIG DAYS/PLAYOFFS (300 YDS PASSING, 100 YDS RUSHING, 100 YDS RECEIVING)**PASSING**

371	Warren Moon @ Buffalo	Jan. 3, 1993	(36 of 50)
338	Steve McNair vs. Pittsburgh	Jan. 11, 2003	(27 of 44)
325	Warren Moon @ Denver	Jan. 4, 1992	(27 of 36)
315	Warren Moon vs. Pittsburgh	Dec. 31, 1989	(29 of 48)
306	Dan Pastorini @ Miami	Dec. 24, 1978	(20 of 29)
306	Warren Moon vs. Kansas City	Jan. 16, 1994	(32 of 43)
301	George Blanda vs. Los Angeles	Jan. 1, 1961	(16 of 32)

RUSHING

195	Derrick Henry @ Baltimore	Jan. 11, 2020	(30 carries)
182	Derrick Henry @ New England	Jan. 4, 2020	(34 carries)
162	Eddie George @ Indianapolis	Jan. 16, 2000	(26 carries)
156	Derrick Henry @ Kansas City	Jan. 6, 2018	(23 carries)
118	Earl Campbell @ New England	Dec. 31, 1978	(27 carries)

106	Eddie George vs. Buffalo	Jan. 8, 2000	(29 carries)
-----	--------------------------	--------------	--------------

RECEIVING

136	Ernest Givins vs. Pittsburgh	Dec. 31, 1989	(11 receptions)
135	Justin Gage vs. Baltimore	Jan. 10, 2009	(10 receptions)
128	Billy Cannon vs. Los Angeles	Jan. 1, 1961	(3 receptions)
123	Frank Wycheck vs. Pittsburgh	Jan. 11, 2003	(10 receptions)
117	Ernest Givins @ Buffalo	Jan. 3, 1993	(9 receptions)
112	Mike Barber @ Miami	Dec. 24, 1978	(4 receptions)
111	Ernest Givins @ Denver	Jan. 4, 1992	(6 receptions)
103	Ken Burrough @ Miami	Dec. 24, 1978	(6 receptions)

CAREER 300-YARD PASSING PLAYOFF GAMES

No.	Player	W-L
4	Warren Moon	0-4
1	George Blanda	1-0
1	Dan Pastorini	1-0
1	Steve McNair	1-0

CAREER 100-YARD RUSHING PLAYOFF GAMES

No.	Player	W-L
3	Derrick Henry	3-0
2	Eddie George	2-0
1	Earl Campbell	1-0

CAREER 100-YARD RECEIVING PLAYOFF GAMES

No.	Player	W-L
3	Ernest Givins	0-3
1	Mike Barber	1-0
1	Ken Burrough	1-0
1	Billy Cannon	1-0
1	Justin Gage	0-1
1	Frank Wycheck	1-0

PLAYOFF GAME SUMMARIES

AFL CHAMPIONSHIP GAME – 1960
Houston 24, Los Angeles Chargers 16
 January 1, 1961 • Jeppesen Stadium

One sensational play by rookie halfback Billy Cannon, the previous season's Heisman Trophy winner, was the difference, as the Houston Oilers defeated the Los Angeles Chargers 24-16 in the first AFL Championship game. The Chargers took the early lead on two field goals by Ben Agajanian, but QB George Blanda brought the Oilers back, throwing a 17-yard touchdown pass to Dave Smith and kicking an 18-yard field goal, which put Houston ahead 10-9 at halftime. The teams exchanged touchdowns in the third quarter, with Blanda throwing a seven-yard scoring pass to Bill Groman and Chargers halfback Paul Lowe pounding over from the 2. Protecting a one-point lead in the fourth quarter and facing a third-and-nine at the Houston 12, Blanda threw a short pass to Cannon, who broke a tackle and outran the Chargers' secondary to complete an 88-yard scoring play. In the final minute of the game, the Chargers drove down the field, reaching the Houston 22. However, the Oilers held on fourth down for the title.

Los Angeles	6	3	7	0	16
Houston	0	10	7	7	24

TEAM	SCORING PLAY	QTR-INTO
Chargers	Agajanian 38 yd. field goal	1-10:58
Chargers	Agajanian 22 yd. field goal	1-6:44
Oilers	Smith 17 yd. pass from Blanda (Blanda kick)	2-11:09
Oilers	Blanda 18 yd. field goal	2-5:15
Chargers	Agajanian 27 yd. field goal	2-0:09
Oilers	Groman 7 yd. pass from Blanda (Blanda kick)	3-N/A
Chargers	Lowe 2 yd. run (Agajanian, kick)	3-N/A
Oilers	Cannon 88 yd. pass from Blanda (Blanda kick)	4-N/A

Missed FG: N/A
 Attendance: 32,183

	Chargers	Oilers
First downs	21	17
Total yards	333	401
Rushing yards	162	100
Passing yards	171	301
Passes-comp.-Int.	41-21-2	32-16-0
Punts-avg.	4-41.0	5-34.0
Punt return yards	2-42	0-0
Kickoff return yards	5-123	5-128
Fumbles-lost	2-0	0-0
Penalties-yards	3-15	4-54

RUSHING									
OILERS	Att	Yds	Lg	TD	CHARGERS	Att	Yds	Lg	TD
Cannon	18	50	NA	0	Lowe	21	165	NA	1
Smith	19	45	NA	0	Kemp	6	19	NA	0
Hall	3	5	NA	0	Ferguson	4	14	NA	0
					Ford	2	5	NA	0
TOTALS	40	100	NA	0	TOTALS	35	162	NA	1

PASSING									
OILERS	Att	Cmp	Yds	TD-I	CHARGERS	Att	Cmp	Yds	TD-I
Blanda	31	16	301	3-0	Kemp	41	21	171	0-2
Cannon	1	0	0	0-0					
TOTALS	32	16	301	3-0	TOTALS	41	21	171	0-2

RECEIVING									
OILERS	Rec	Yds	Lg	TD	CHARGERS	Rec	Yds	Lg	TD
Smith	5	52	NA	1	Norton	6	55	NA	0
Cannon	3	128	NA	1	Lowe	3	35	NA	0
Carson	1	13	NA	0	Womble	6	23	NA	0
Hennigan	4	71	NA	0	Kocourek	3	57	NA	0
Groman	3	37	NA	1	Ferguson	2	29	NA	0
					Flowers	1	6	NA	0
TOTALS	16	301	NA	3	TOTALS	21	171	NA	0

AFL CHAMPIONSHIP GAME – 1961
Houston 10, San Diego Chargers 3
 Dec. 24, 1961 • Balboa Stadium

The Houston Oilers defeated the San Diego Chargers 10-3 to win their second consecutive AFL title. In a game marked by turnovers, Houston had seven and San Diego six. The only score of the first half came on a 46-yard field goal by George Blanda, which followed a nine-yard San Diego punt. In the third quarter, the Oilers put together the only sustained drive of the game, moving 80 yards. With a third-and-five at the San Diego 35, Blanda rolled to his right and found Billy Cannon open at the 17. Cannon jumped to make the catch, shrugged off a would-be tackler, and motored into the end zone for a touchdown that put Houston up 10-0. The Chargers scored early in the fourth quarter on a 12-yard field goal by George Blair, but they could not get on the scoreboard again.

San Diego	0	0	0	3	3
Houston	0	3	7	0	10

TEAM	SCORING PLAY	QTR
Oilers	Blanda 46 yd. field goal	2
Oilers	Cannon 35 yd. pass from Blanda (Blanda kick)	3
Chargers	Blair 12 yd. field goal	4

Missed FG: N/A
 Attendance: 29,556

	Chargers	Oilers
First downs	15	18
Total yards	482	416
Rushing yards	79	96
Passing yards	177	160
Passes-comp.-Int.	31-17-4	41-18-6
Punts-avg.	6-33.3	4-41.5
Punt return yards	1-16	0-0
Kickoff return yards	2-50	0-0
Fumbles-lost	2-2	5-1
Penalties-yards	10-106	5-68
Field goals made-att	1-1	1-1

RUSHING											
OILERS	Att	Yds	Lg	TD	CHARGERS	Att	Yds	Lg	TD		
Cannon	15	48	22	0	Lincoln	3	7	4	0		
Tolar	16	52	20	0	Lowe	5	30	12	0		
Blanda	2	4	1	0	Roberson	8	37	23	0		
					Kemp	4	5	17	0		
TOTALS	33	96	22	0	TOTALS	20	79	23	0		

PASSING											
OILERS	Att	Cmp	Yds	TD-I	CHARGERS	Att	Cmp	Yds	TD-I		
Blanda	40	18	160	1-5	Kemp	32	17	226	0-4		
Groman	1	0	0	0-1							
TOTALS	41	18	160	1-6	TOTALS	32	17	226	0-4		

RECEIVING											
OILERS	Rec	Yds	Lg	TD	CHARGERS	Rec	Yds	Lg	TD		
Cannon	5	53	35	1	Lincoln	1	3	3	0		
Tolar	2	2	8	0	Roberson	1	11	11	0		
Groman	3	32	19	0	Kocourek	7	123	40	0		
Hennigan	5	43	14	0	Norton	3	48	28	0		
Dewveall	2	10	11	0	Flowers	2	17	9	0		
McLeod	1	20	20	0	Scarpitto	1	9	9	0		
					Hayes	1	5	5	0		
TOTALS	18	160	35	1	TOTALS	17	226	40	0		

* Some game summaries in this section from *Total Football* and *NFL Record & Fact Book*.

PLAYOFF GAME SUMMARIES

AFL CHAMPIONSHIP GAME – 1962
Dallas 20, Houston 17 (2 OT)
Dec. 23, 1962 • Jeppesen Stadium

In what was at the time the longest game in the history of professional football, the Dallas Texans dethroned the two-time defending AFL champion Houston Oilers when Tommy Brooker kicked a 25-yard field goal after 2:54 of the sixth quarter, or 17:54 of sudden-death overtime. The Texans led 17-0 after two quarters, but the Oilers, tied it up with 17 second-half points. The overtime started with a potentially damaging gaffe by Dallas captain Abner Haynes, who had already scored twice, but who won the toss and then elected to 'kick to the clock'. What Haynes wanted was the strong wind behind his team, but, by saying kick first, it gave the Oilers the chance to decide which end to take, and they, needless to say, chose to have the wind behind them. As it turned out, it didn't matter. After an interception near the end of the first overtime period, the Texans took over. Two big plays by fullback Jack Spikes put the ball at the Houston 19, and, on fourth-and-nine, Brooker ended the contest.

Dallas 3	14	0	0	0	3	20
Houston 0	0	7	10	0	0	17

TEAM	SCORING PLAY	QTR-INTO
Dallas	Brooker 16 yd. field goal	1-4:21
Dallas	Haynes 28 yd. pass from Dawson (Brooker kick)	2-14:31
Dallas	Haynes 2 yd. run (Brooker, kick)	2-3:31
Houston	Dewveall 15 yd. pass from Blanda (Blanda kick)	3-11:51
Houston	Blanda 31 yd. field goal	4-11:09
Houston	Tolar 1 yd. run (Blanda kick)	4-5:51
Dallas	Brooker 25 yd. field goal	6-12:05

Attendance: 37,081

	Texans	Oilers
First downs	19	21
Total yards	287	359
Rushing yards	199	98
Passing yards	88	261
Passes-comp.-Int.	14-9-0	46-23-5
Punts-avg.	8-31.2	3-39.3
Punt return yards	1-0	1-0
Kickoff return yards	4-86	5-139
Fumbles-lost	1-1	1-1
Penalties-yards	10-73	5-47
Field goals made-att	2-1	0-0

RUSHING									
OILERS	Att	Yds	Lg	TD	TEXANS	Att	Yds	Lg	TD
Tolar	17	58	12	1	Spikes	11	77	33	0
Cannon	11	37	7	0	McClinton	24	70	8	0
Smith	2	3	4	0	Dawson	5	26	11	0
					Haynes	14	26	14	0
TOTALS	30	98	12	1	TOTALS	54	199	33	0

PASSING									
OILERS	Att	Cmp	Yds	TD-I	TEXANS	Att	Cmp	Yds	TD-I
Blanda	46	23	261	1-5	Dawson	14	9	88	1-0
TOTALS	46	23	261	1-5	TOTALS	14	9	88	1-0

RECEIVING									
OILERS	Rec	Yds	Lg	TD	TEXANS	Rec	Yds	Lg	TD
Hennigan	3	37	19	0	Haynes	3	45	28	1
Tolar	1	8	8	0	Spikes	2	24	14	0
McLeod	5	70	21	0	Arbanas	2	21	12	0
Cannon	6	54	21	0	Bishop	1	0	0	0
Dewveall	6	95	24	1	McClinton	1	4	4	0
Jamison	1	9	9	0					
Smith	1	6	6	0					
TOTALS	23	261	24	1	TOTALS	9	88	28	1

AFL CHAMPIONSHIP GAME – 1967
Oakland 40, Houston 7
Dec. 31, 1967 • Alameda County Coliseum

Big plays before and after halftime broke open a tight game, as the Raiders won their first AFL title with a 40-7 victory against Houston. The Raiders led 10-0 in the final minutes of the half, the big play a 69-yard touchdown run by Hewritt Dixon. The Raiders lined up for a field goal attempt from the Houston 17, but instead quarterback Daryle Lamonica took the snap and threw to a wide open Dave Kocourek for a touchdown with 18 seconds remaining to build the lead to 17-0. The Oilers hoped for a big play to open the second half, and they got it, but it was in favor of the Raiders. Zeke Moore fumbled the kickoff and Oakland recovered deep in Houston territory, leading to Lamonica's one-yard quarterback sneak. In the next two quarters, George Blanda kicked three field goals, to give him 16 points for the day, and Lamonica threw a touchdown pass to Bill Miller.

Oakland 3	14	10	13	40
Houston 0	0	0	7	7

TEAM	SCORING PLAY	QTR
Oakland	Blanda 37 yd. field goal	1
Oakland	Dixon 69 yd. run (Blanda kick)	2
Oakland	Kocourek 17 yd. pass from Lamonica (Blanda kick)	2
Oakland	Lamonica 1 yd. run (Blanda kick)	3
Oakland	Blanda 40 yd field goal	3
Oakland	Blanda 42 yd. field goal	4
Houston	Frazier 5 yd. pass from Beathard (Wittenborn kick)	4
Oakland	Blanda 36 yd. field goal	4
Oakland	Miller 12 yd. pass from Lamonica (Blanda kick)	4

Attendance: 53,330

	Raiders	Oilers
First downs	18	11
Total yards	364	146
Rushing yards	263	38
Passing yards	101	108
Passes-comp.-Int.	26-10-0	35-15-1
Punts-avg.	4-44.3	11-38.6
Fumbles-lost	0-0	4-2
Penalties-yards	4-69	7-45

RUSHING									
OILERS	Att	Yds	Lg	TD	RAIDERS	Att	Yds	Lg	TD
Granger	14	19	NA	0	Dixon	21	144	NA	1
Campbell	6	15	NA	0	Banaszak	15	116	NA	0
Blanks	1	6	6	0	Lamonica	5	22	NA	1
Beathard	1	-2	-2	0	Hagberg	2	-1	NA	0
TOTALS	22	38	NA	0	TOTALS	43	281	NA	2

PASSING									
OILERS	Att	Cmp	Yds	TD-I	RAIDERS	Att	Cmp	Yds	TD-I
Beathard	35	15	142	1-1	Lamonica	24	10	111	2-0
					Blanda	2	0	0	0-0
TOTALS	35	15	142	1-1	TOTALS	26	10	111	2-0

RECEIVING									
OILERS	Rec	Yds	Lg	TD	RAIDERS	Rec	Yds	Lg	TD
Frazier	7	81	NA	1	Miller	3	32	NA	1
Reed	4	60	NA	0	Cannon	2	31	NA	0
Campbell	2	5	NA	0	Biletnikoff	2	19	NA	0
Taylor	1	6	NA	0	Kocourek	1	17	17	1
TOTALS	14	151	NA	1	TOTALS	8	99	17	2

PLAYOFF GAME SUMMARIES

AFL PLAYOFF GAME – 1969
Oakland 56, Houston 7
Dec. 21, 1969 • Alameda County Coliseum

Oakland scored four touchdowns in 4:22 of the first quarter, as the Raiders jumped to a quick 28-0 lead on the way to a 56-7 victory over the Oilers. The key figure was quarterback Daryle Lamonica, who threw six touchdown passes. On their second possession, the Raiders moved 50 yards in five plays, with Lamonica throwing a 13-yard scoring pass to Fred Biletnikoff. On the first play after the kickoff, George Atkinson intercepted Pete Beathard's pass and returned it 57 yards for a score. The Oilers again lost the ball the first play after the kickoff, as Hoyle Granger fumbled and Carleton Oats recovered at the Houston 24. On first down, Lamonica hit Rod Sherman for a touchdown. Following the next kickoff, Houston again fumbled - this time by Beathard on the fourth play - and Tom Keating recovered. Again it took the Raiders one play to score, Lamonica finding Biletnikoff for the touchdown.

Oakland	25	7	14	7	56
Houston	0	0	0	7	7

TEAM	SCORING PLAY	QTR-INTO
Raiders	Biletnikoff 13 yd. pass from Lamonica (Blanda kick)	1-6:33
Raiders	Atkinson 57 yd. interception return (Blanda kick)	1-7:26
Raiders	Sherman 24 yd. pass from Lamonica (Blanda kick)	1-8:32
Raiders	Biletnikoff 31yd. pass from Lamonica (Blanda kick)	1-10:55
Raiders	Smith 60 yd. pass from Lamonica (Blanda kick)	2-9:12
Raiders	Sherman 23 yd. pass from Lamonica (Blanda kick)	3-9:49
Raiders	Cannon 3 yd. pass from Lamonica (Blanda kick)	3-14:49
Oilers	Reed 8 yd. pass from Beathard (Gerela kick)	4-6:17
Raiders	Hubbard 4 yd. run (Blanda kick)	4-12:35

Missed FG: None
Attendance: 53,539

	Raiders	Oilers
First downs	17	14
Total yards	412	197
Rushing yards	110	28
Passing yards	302	169
Passes-comp.-Int.	22-14-3	46-18-3
Punts-avg.	5-42.0	11-41.4
Punt return yards	3-27	2-4
Kickoff return yards	2-64	7-130
Fumbles-lost	3-1	3-2
Penalties-yards	7-63	3-48

RUSHING									
OILERS	Att	Yds	Lg	TD	RAIDERS	Att	Yds	Lg	TD
Granger	14	29	9	0	Dixon	13	48	17	0
Campbell	1	0	0	0	Smith	8	3	3	0
Levias	1	4	4	0	Hubbard	6	19	5	1
Beathard	3	-5	3	0	Todd	8	31	30	0
					Hagberg	2	9	5	0
TOTALS	19	28	9	0	TOTALS	37	110	30	1

PASSING									
OILERS	Att	Cmp	Yds	TD-I	RAIDERS	Att	Cmp	Yds	TD-I
Beathard	46	18	209	1-3	Lamonica	17	13	276	6-1
					Blanda	5	1	33	0-2
TOTALS	46	18	209	1-3	TOTALS	22	14	309	6-3

RECEIVING									
OILERS	Rec	Yds	Lg	TD	RAIDERS	Rec	Yds	Lg	TD
Bierne	5	48	12	0	Biletnikoff	3	70	31	2
Reed	7	81	18	1	Sherman	4	60	24	2
Granger	3	31	24	0	Smith	4	103	60	1
Haik	2	42	29	0	Todd	1	40	40	0
Levias	1	7	7	0	Hubbard	1	33	33	0
					Cannon	1	3	3	1
TOTALS	18	209	29	1	TOTALS	14	309	60	6

AFC WILD CARD GAME – 1978
Houston 17, Miami 9
Dec. 24, 1978 • Orange Bowl

The Oilers, making their first postseason appearance since 1969, advanced to the divisional playoffs on a brilliant passing performance by Dan Pastorini, who completed 20 of 29 passes for 306 yards and one touchdown. The two AFC wild card teams were locked in a 7-7 tie until midway through the fourth quarter. But Pastorini then completed all four of his passes in a 53-yard drive that set up Toni Fritsch's 35-yard field goal for a 10-7 lead with 7:25 left. One play after the ensuing kickoff, Gregg Bingham intercepted a Bob Griese pass and the Oilers drove 50 yards in 10 plays (9 on the ground) for Earl Campbell's clinching touchdown from the one-yard line. Griese completed 11 of 28 passes. Campbell, the NFL's leading rusher during regular season with 1,450 yards, gained 84 yards on 26 carries.

Miami	7	0	0	2	9
Houston	7	0	0	10	17

TEAM	SCORING PLAY	QTR-INTO
Dolphins	Tollman 13 yd. pass from Griese (Yepremian kick)	1-9:58
Oilers	Wilson 13 yd. pass from Pastorini (Fritsch kick)	1-14:57
Oilers	Fritsch 27 yd. field goal	4-5:18
Oilers	Campbell 1 yd. run (Fritsch kick)	4-5:10
Dolphins	Safety	4-14:49

Missed FG: Yepremian missed FG, Bokamper FG blocked
Attendance: 70,036

	Dolphins	Oilers
First downs	14	23
3rd-down conversion-att	5-12-42%	8-16-50%
Total yards	209	455
Rushing yards	91	165
Passing yards	118	290
Passes-comp.-Int.	30-12-3	30-20-0
Punts-avg.	5-48.6	5-44.0
Punt return yards	1-24	3-11
Kickoff return yards	5-109	2-55
Fumbles-lost	2-2	3-1
Penalties-yards	1-5	5-37
Field goals made-att	0-1	1-2
Time of possession	24:17	35:43

RUSHING									
OILERS	Att	Yds	Lg	TD	DOLPHINS	Att	Yds	Lg	TD
Campbell	26	84	20	1	Williams	13	41	9	0
Wilson	14	76	21	0	Harris	9	43	9	0
Coleman	1	2	2	0	Bulaich	2	0	0	0
Poole	1	12	12	0	Moore	1	7	7	0
Pastorini	3	-9	-3	0					
TOTALS	45	165	21	1	TOTALS	25	91	9	0

PASSING									
OILERS	Att	Cmp	Yds	TD-I	DOLPHINS	Att	Cmp	Yds	TD-I
Pastorini	29	20	306	1-0	Griese	28	1	114	1-2
Barber	1	0	0	0-0	Strock	2	1	23	0-1
TOTALS	30	20	306	1-0	TOTALS	30	12	137	1-3

RECEIVING									
OILERS	Rec	Yds	Lg	TD	DOLPHINS	Rec	Yds	Lg	TD
Wilson	5	40	13	1	Harris	4	42	19	0
Caster	1	11	11	0	Williams	1	8	8	0
Barber	4	112	55	0	Tillman	2	24	13	1
Burrough	6	103	53	0	Harris	1	21	21	0
Coleman	1	5	5	0	Bulaich	2	14	9	0
Woods	2	22	16	0	Moore	2	28	23	0
Campbell	1	13	13	0					
TOTALS	20	306	55	1	TOTALS	12	137	23	1

INDIVIDUAL DEFENSE (press box stats)

OILERS – Leading Tackler: Currier 6-2-8, Kiner 5-3-8. Sacks: Washington 1, Bethea 1. Int.: Stemrick 1, Reinfeldt 1, Bingham 1. FR: Washington 1.
DOLPHINS – Leading Tackler: Babb 7-4-11, Baumhower 8-3-11. Sacks: Bokamper 2. Int.: None. FR: Rhone 1.

PLAYOFF GAME SUMMARIES

AFC DIVISIONAL PLAYOFF GAME – 1978
Houston 31, New England 14
 December 31, 1978 • Schaefer Stadium

Houston captured its second straight postseason road victory and advanced into its first AFC championship game with an impressive win over New England, the AFC East champion. Houston quarterback Dan Pastorini completed 10 of 13 passes for 184 yards and three touchdowns as the Oilers jumped to a 21-0 halftime lead. After a scoreless first period, Pastorini hit wide receiver Ken Burrough on a 71-yard touchdown pass and connected with tight end Mike Barber on 19- and 13-yard touchdown strikes. New England narrowed the gap to 24-14 early in the final quarter on two scoring passes- a 24-yard option toss from running back Andy Johnson to wide receiver Harold Jackson and another 24-yard pass from backup quarterback Tom Owen to tight end Russ Francis. Linebacker Gregg Bingham's 19-yard interception return to New England's 18-yard line with 5:07 remaining stopped the Patriots' rally and set up running back Earl Campbell's two-yard touchdown run three plays later.

New England	0	0	7	7	14
Houston	0	21	3	7	31

TEAM	SCORING PLAY	QTR-INTO
Oilers	Burrough 71 yd. pass from Pastorini (Fritsch kick)	2-1:35
Oilers	Barber 19 yd. pass from Pastorini (Fritsch kick)	2-8:12
Oilers	Barber 13 yd. pass from Pastorini (Fritsch kick)	2-14:35
Oilers	Fritsch 30 yd. field goal	3-7:56
Patriots	Jackson 24 yd. pass from Johnson (Posey kick)	3-14:43
Patriots	Francis 24 yd. pass from Owen (Posey kick)	4-5:43
Oilers	Campbell 2 yd. run (Fritsch kick)	4-11:19

Missed FG: Posey 43WR
Attendance: 60,881

	Patriots	Oilers
First downs	15	21
3rd-down conversion-att	6-13-46%	11-17-65%
Total yards	263	344
Rushing yards	83	174
Passing yards	180	170
Passes-comp.-Int.	35-16-3	15-12-1
Punts-avg.	4-43.3	5-34.8
Punt return yards	3-6	3-6
Kickoff return yards	5-136	3-53
Fumbles-lost	2-0	1-0
Penalties-yards	8-92	2-25
Field goals made-att	0-1	1-1
Time of possession	26:04	33:06

RUSHING									
OILERS	Att	Yds	Lg	TD	PATRIOTS	Att	Yds	Lg	TD
Campbell	27	118	35	1	Cunningham	10	42	8	0
Wilson	14	26	8	0	Grogan	1	16	16	0
Coleman	7	19	12	0	Johnson	6	14	4	0
Duncan	2	7	5	0	Ivory	3	11	6	0
Poole	3	7	4	0					
Nielson	1	-3	-3	0					
TOTALS	54	174	35	1	TOTALS	20	83	16	0

PASSING									
OILERS	Att	Cmp	Yds	TD-I	PATRIOTS	Att	Cmp	Yds	TD-I
Pastorini	15	12	200	3-1	Grogan	12	3	38	0-2
					Owen	22	12	144	1-1
					Johnson	1	1	24	1-0
TOTALS	15	12	200	3-1	TOTALS	35	16	206	2-3

RECEIVING									
OILERS	Rec	Yds	Lg	TD	PATRIOTS	Rec	Yds	Lg	TD
Barber	5	83	22	2	Francis	8	101	24	1
Burrough	3	91	71	1	Cunningham	3	28	15	0
Carter	2	12	7	0	Morgan	2	37	19	0
Campbell	1	10	10	0	Johnson	2	16	11	0
Woods	1	4	4	0	Jackson	1	24	24	1
TOTALS	12	200	71	3	TOTALS	16	206	24	2

INDIVIDUAL DEFENSE (press box stats)

OILERS – Leading Tackler: Bingham 6-2-8. Sacks: Brazile 1, Washington 1, Bethea 1, Young 1. Int.: Reinfeldt 2, Bingham 1. FR: Pastorini 1.
PATRIOTS – Leading Tackler: Beaudoin 8-7-15. Sacks: Beaudoin 1.0, Bishop 1.0, Zabel 0.5. Int.: Fox 1. FR: Gray 1, Westbrook 1.

AFC CHAMPIONSHIP GAME – 1978
Pittsburgh 34, Houston 5
 January 7, 1979 • Three Rivers Stadium

Playing in their first championship game since 1962, the Oilers were unable to unseat a strong Pittsburgh team, dropping a 34-5 contest at Three Rivers Stadium. The Steelers, striking through cold, steady rain for 31 first half points, won their third AFC championship in five years behind their usual solid defense and spectacular performances by Terry Bradshaw and Lynn Swann. Seventeen of the points, came during a 48-second span in the last minute of the half as Pittsburgh capitalized on two fumbles by Ronnie Coleman and one by Johnnie Dirden. Despite the playing conditions that contributed to a postseason record 12 fumbles, Bradshaw completed 11 of 19 passes for 200 yards and touchdowns to John Stallworth and Swann, who caught four passes for 98 yards. Both touchdown passes and one of Roy Gerela's two field goals made up the 17-point burst between 14:08 and 14:56 of the second quarter after Pittsburgh had built a 14-3 lead on scoring runs by Franco Harris and Rocky Bleier.

Pittsburgh	14	17	3	0	34
Houston	0	3	2	0	5

TEAM	SCORING PLAY	QTR-INTO
Steelers	Harris 7 yd. run (Gerela kick)	1-4:58
Steelers	Bleier 17 yd.run (Gerela kick)	1-13:51
Oilers	Fritsch 19 yd. field goal	2-5:21
Steelers	Swan 29 yd. pass from Bradshaw (Gerela kick)	2-14:08
Steelers	Stallworth 17yd. pass from Bradshaw (Gerela kick)	2-14:27
Steelers	Gerela 37 yd. field goal	2-14:56
Steelers	Gerela 22 yd. field goal	3-7:14
Oilers	Washington safety	3-11:10

Missed FG: Gerela 40, 40
Attendance: 49,417

	Steelers	Oilers
First downs	21	10
3rd-down conversion-att	1-9-11%	1-11-9%
Total yards	379	142
Rushing yards	179	72
Passing yards	200	70
Passes-comp.-Int.	19-11-2	26-12-5
Punts-avg.	1-53.0	6-39.5
Punt return yards	6-91	0-0
Kickoff return yards	2-36	8-179
Fumbles-lost	6-3	6-4
Penalties-yards	4-32	5-48
Field goals made-att	2-4	1-1
Time of possession	33:10	18:15

RUSHING									
OILERS	Att	Yds	Lg	TD	STEELERS	Att	Yds	Lg	TD
Campbell	22	62	11	0	Harris	20	51	9	1
Woods	1	9	9	0	Bleier	10	45	15	1
Coleman	1	-5	-5	0	Bradshaw	7	29	13	0
Wilson	2	6	4	0	Delophaime	3	28	23	0
					Thornton	3	22	14	0
					Moser	3	7	5	0
					Kruczek	1	-3	-3	0
TOTALS	26	72	11	0	TOTALS	47	179	23	2

PASSING									
OILERS	Att	Cmp	Yds	TD-I	STEELERS	Att	Cmp	Yds	TD-I
Pastorini	26	12	96	0-5	Bradshaw	19	11	200	2-2
					Kruczek	0	0	0	0-0
TOTALS	26	12	96	0-5	TOTALS	19	11	200	2-2

RECEIVING									
OILERS	Rec	Yds	Lg	TD	STEELERS	Rec	Yds	Lg	TD
Caster	5	44	21	0	Swann	4	98	34	1
Wilson	5	33	8	0	Grossman	2	43	29	0
Coleman	1	15	15	0	Bleier	4	42	16	0
Campbell	1	4	4	0	Stallworth	1	17	17	1
TOTALS	12	96	21	0	TOTALS	11	200	34	2

INDIVIDUAL DEFENSE (press box stats)

OILERS – Leading Tackler: Knoff 9-1-10. Sacks: None. Int.: Knoff 1. FR: Pastorini 1.
STEELERS – Leading Tackler: Lambert 15-5-20. Sacks: None. Int.: None. FR: Shell 1, Davis 1, Pinney 1.

PLAYOFF GAME SUMMARIES

AFC WILD CARD PLAYOFF GAME – 1979 Houston 13, Denver 7 December 23, 1979 • Astrodome

The Oilers, playing a postseason game at home for the first time in 17 years, advanced to the divisional playoffs by shutting out the Broncos over the last three quarters of play. Denver marched 80 yards for a touchdown and a 7-3 lead on its first possession, but Earl Campbell's three-yard scoring run gave Houston a 10-7 halftime margin. Campbell and Oilers quarterback Dan Pastorini both missed second half action with groin injuries but Rob Carpenter and second year quarterback Gifford Nielsen played well in relief during their initial NFL playoff competition. Linebacker Gregg Bingham's 15-yard interception return set up Toni Fritsch's second field goal- a 20-yarder with 4:18 remaining to give Houston a 13-7 edge. The Oilers' defense, which recorded six sacks overall, held the Broncos on the final two series with Curley Culp's third-down sack and Vernon Perry's fourth-down pass deflection the key plays.

Denver 7	0	0	0	7
Houston 3	7	0	3	13

TEAM	SCORING PLAY	QTR-INTO
Oilers	Fritsch 31 yd. field goal	1-4:58
Broncos	Preston 7 yd. pass from Morton (Turner kick)	1-11:33
Oilers	Campbell 3 yd. run (Fritsch kick)	2-14:14
Oilers	Fritsch 20 yd. field goal	4-10:42

Missed FG: Steinfort 50
Attendance: 48,776

	BRONCOS	OILERS
First downs	17	15
3rd-down conversion-att	4-13-31%	7-17-40%
Total yards	216	282
Rushing yards	112	135
Passing yards	104	147
Passes-comp.-Int.	27-14-1	22-10-2
Punts-avg.	5-45.2	5-43.2
Punt return yards	2-25	5-42
Kickoff return yards	4-83	1-26
Fumbles-lost	1-0	0-0
Penalties-yards	7-70	2-19
Field goals made-att	0-1	2-2
Time of possession	27:38	32:22

RUSHING									
OILERS	Att	Yds	Lg	TD	BRONCOS	Att	Yds	Lg	TD
Campbell	16	50	9	1	Armstrong	12	51	15	0
Wilson	8	21	5	0	Preston	9	24	7	0
Coleman	2	5	4	0	Jensen	4	5	3	0
Carpenter	16	59	9	0	Canada	4	29	13	0
					Upchurch	1	3	3	0
					Morton	2	0	0	0
TOTALS	42	135	9	1	TOTALS	32	112	15	0

PASSING									
OILERS	Att	Cmp	Yds	TD-I	BRONCOS	Att	Cmp	Yds	TD-I
Pastorini	18	8	149	0-1	Morton	27	14	144	1-1
Nielsen	4	2	9	0-1					
TOTALS	22	10	158	0-2	TOTALS	27	14	144	1-1

RECEIVING									
OILERS	Rec	Yds	Lg	TD	BRONCOS	Rec	Yds	Lg	TD
Coleman	1	41	41	0	Armstrong	2	22	13	0
Carpenter	3	26	13	0	Egloff	1	17	17	0
Barber	1	31	31	0	Preston	4	40	12	1
Wilson	4	53	20	0	Moses	3	47	25	0
Campbell	1	7	7	0	Jensen	1	11	11	0
					Canada	1	4	4	0
					Odom	2	3	3	0
TOTALS	10	158	41	0	TOTALS	14	144	25	0

INDIVIDUAL DEFENSE (press box stats)

OILERS – Leading Tackler: Bingham 7-3-10. Sacks: Dorris 3, Culp 2, Kennard 1. Int.: Bingham 1. FR: None.

BRONCOS – Leading Tackler: Gradishar 12-1-13. Sacks: Chavous 1. Int.: Thompson 1. FR: None.

AFC DIVISIONAL PLAYOFF GAME – 1979 Houston 17, San Diego 14 December 29, 1979 • San Diego Stadium

The Oilers advanced into their second consecutive AFC Championship Game on the strength of an opportunistic defense and a near-flawless performance by the offensive unit. First-year strong safety Vernon Perry set up 10 of the Oilers' 17 points with a postseason game record of four interceptions in addition to a 57-yard blocked field goal return. Second-year quarterback Gifford Nielsen and third-year running back Rob Carpenter started for regulars Dan Pastorini and Earl Campbell, who were sidelined with groin injuries. The Oilers intercepted AFC passing leader Dan Fouts five times. Nielsen, making his first NFL postseason start, completed a 47-yard scoring pass to Mike Renfro with 12:55 elapsed in the third period to provide the winning margin.

San Diego 7	0	7	0	14
Houston 0	10	7	0	17

TEAM	SCORING PLAY	QTR-INTO
Chargers	C. Williams 1 yd. run (Wood kick)	1-10:11
Oilers	Fritsch 26 yd. field goal	2-10:58
Oilers	Clark 1 yd. run (Fritsch kick)	2-14:41
Chargers	Mitchell 8 yd. run (Wood kick)	3-1:52
Oilers	Renfro 47 yd. pass from Nielson (Fritsch kick)	3-12:55

Missed FG: Wood 26 blocked
Attendance: 51,192

	CHARGERS	OILERS
First downs	25	15
3rd-down conversion-att	7-13-54%	8-16-50%
Total yards	380	259
Rushing yards	19	40
Passing yards	317	111
Passes-comp.-Int.	47-25-5	19-10-1
Punts-avg.	2-32.0	6-40.7
Punt return yards	2-25	1-25
Kickoff return yards	5-88	3-53
Fumbles-lost	0-0	0-0
Penalties-yards	6-30	5-45
Field goals made-att	0-1	1-1
Time of possession	29:54	30:06

RUSHING									
OILERS	Att	Yds	Lg	TD	CHARGERS	Att	Yds	Lg	TD
Wilson	11	39	14	0	Mitchell	8	33	8	1
Carpenter	18	67	11	0	Williams	11	30	8	1
Clark	9	30	11	1					
Nielsen	2	12	14	0					
TOTALS	40	148	14	1	TOTALS	19	63	8	2

PASSING									
OILERS	Att	Cmp	Yds	TD-I	CHARGERS	Att	Cmp	Yds	TD-I
Nielsen	19	10	111	1-1	Fouts	47	25	333	0-5
TOTALS	19	10	111	1-1	TOTALS	47	25	333	0-5

RECEIVING									
OILERS	Rec	Yds	Lg	TD	CHARGERS	Rec	Yds	Lg	TD
Barber	1	12	12	0	Mitchell	4	26	9	0
Carpenter	4	23	7	0	McCrary	1	34	34	0
Wilson	3	16	10	0	Jefferson	4	70	21	0
Renfro	1	47	47	1	Williams	4	30	12	0
Coleman	1	13	13	0	Joiner	4	81	30	0
					Floyd	3	51	23	0
					Klein	5	41	16	0
TOTALS	10	111	47	1	TOTALS	25	333	34	0

INDIVIDUAL DEFENSE (press box stats)

OILERS – Leading Tackler: Perry 6-2-8. Sacks: Bethea 1, Dorris 1. Int.: Perry 4, Wilson 1. FR: None.

CHARGERS – Leading Tackler: Johnson 4-6-10, Fuller 8-2-10. Sacks: None. Int.: Williams 1. FR: None.

PLAYOFF GAME SUMMARIES

AFC CHAMPIONSHIP GAME – 1979
Pittsburgh 27, Houston 13
January 6, 1980 • Three Rivers Stadium

The Steelers held the Oilers to only 24 rushing yards but were also aided by a controversial non-touchdown call to come away with a 27-13 win. Houston jumped to a 7-0 lead just 2:30 into the game when Vernon Perry returned an interception 75 yards for a touchdown. Then after both teams exchanged field goals, Terry Bradshaw completed two touchdown passes, a 16-yarder to tight end Billy Cunningham and a 20-yard score to wide receiver John Stallworth. With the Steelers leading 17-10, the controversial play occurred during the last seconds of the third quarter. Quarterback Dan Pastorini threw a pass to Mike Renfro at the back of the end zone, and Renfro appeared to have caught it for a touchdown with both feet in bounds before he fell out of the end zone. However, the officials ruled the pass incomplete. Although the Oilers protested, and replays would later show that it was inconclusive, they had to settle for a 23-yard field goal. The Steelers would then score 10 unanswered points in the fourth quarter to clinch the victory.

Pittsburgh	3	14	0	10	27
Houston	7	3	0	3	13

TEAM	SCORING PLAY	QTR-INTO
Oilers	Perry 75 yd. interception return (Fritsch kick)	1-2:30
Steelers	Bahr 21 yd. field goal	1-11:05
Oilers	Fritsch 27 yd. field goal	2-0:48
Steelers	Cunningham 16 yd. pass from Bradshaw (Bahr kick)	2-5:27
Steelers	Stallworth 20 yd. pass from Bradshaw (Bahr kick)	2-12:26
Oilers	Fritsch 23 yd. field goal	4-0:03
Steelers	Bahr 39 yd. field goal	4-5:10
Steelers	Bleier 4 yd. run (Bahr kick)	4-14:06

Missed FG: Bahr 40W/L
Attendance: 50,475

	Steelers	Oilers
First downs	22	11
3rd-down conversion-att	13-19-68%	3-11-27%
Total yards	358	227
Rushing yards	161	24
Passing yards	197	203
Passes-comp.-Int.	30-18-1	29-20-1
Punts-avg.	3-51	4-30
Punt return yards	3-8	2-8
Kickoff return yards	4-82	6-64
Fumbles-lost	1-1	4-2
Penalties-yards	5-34	2-10
Field goals made-att	2-3	2-2
Time of possession	32:56	27:04

RUSHING									
OILERS	Att	Yds	Lg	TD	STEELERS	Att	Yds	Lg	TD
Campbell	17	15	7	0	Harris	21	85	13	0
Wilson	4	9	3	0	Bleier	13	52	8	1
Caster	1	0	0	0	Bradshaw	1	25	25	0
					Thornton	1	-1	-1	0
TOTALS	22	24	7	0	TOTALS	36	161	25	1

PASSING									
OILERS	Att	Cmp	Yds	TD-I	STEELERS	Att	Cmp	Yds	TD-I
Pastorini	28	19	203	0-1	Bradshaw	30	18	219	2-1
Nielsen	1	1	9	0-0					
TOTALS	29	20	212	0-1	TOTALS	30	18	219	2-1

RECEIVING									
OILERS	Rec	Yds	Lg	TD	STEELERS	Rec	Yds	Lg	TD
Wilson	7	60	41	0	Stallworth	3	52	20	1
Coleman	2	46	32	0	Swann	4	64	21	0
Carpenter	5	23	14	0	Harris	6	50	15	0
Renfro	3	52	19	0	Bleier		39	20	0
Campbell	1	11	11	0	Cunningham	2	14	16	1
Merkens	1	12	12	0					
Barber	1	8	8	0					
TOTALS	20	212	41	0	TOTALS	18	219	21	2

INDIVIDUAL DEFENSE (press box stats)

OILERS – Leading Tackler: Stringer 11-2-13. Sacks: Bethea 1, Stensrud 1, Dorris 1. Int.: Perry 1. FR: Carter 1, Renfro 1.

STEELERS – Leading Tackler: Lambert 7-4-11. Sacks: Greenwood 1. Int.: Woodruff 1. FR: Shell 1, Blount 1.

AFC WILD CARD GAME – 1980
Oakland 27, Houston 7
December 28, 1980 • Alameda County Coliseum

The Raiders advanced to the divisional playoffs by shutting out the Oilers over the final three quarters. Oakland converted Earl Campbell's fumble on the first play of the game into Chris Bahr's 47-yard field goal, but Campbell came back to score on a one-yard plunge to give Houston a 7-3 lead. Jim Plunkett's one-yard touchdown pass to Todd Christensen early in the second quarter put the Raiders ahead to stay 10-7. Plunkett added another touchdown on a 44-yard pass to Arthur Whittington on the first play of the final period. Kenny King's 31-yard run set up Bahr's 37-yard field goal that gave Oakland a 20-7 edge. Lester Hayes added two interceptions to his NFL-leading 13 during the regular season. He picked off Ken Stabler's pass in the end zone to end a Houston scoring threat in the third period. In the fourth quarter Hayes' 20-yard interception return capped the Raiders' scoring.

Oakland	3	7	0	17	27
Houston	7	0	0	0	7

TEAM	SCORING PLAY	QTR-INTO
Raiders	Bahr 47 yd. field goal	1-1:45
Oilers	Campbell 1 yd. run (Fritsch kick)	1-13:15
Raiders	Christensen 1 yd. pass from Plunkett (Bahr kick)	2-9:25
Raiders	Whittington 44 yd. pass from Plunkett (Bahr kick)	4-0:07
Raiders	Bahr 37 yd. field goal	4-8:35
Raiders	Hayes 20 yd. interception return (Bahr kick)	4-9:31

Missed FG: Fritsch 45 short, 37 blocked
Attendance: N/A

	Raiders	Oilers
First downs	12	18
3rd-down conversion-att	3-15-20%	2-15-13%
Total yards	250	275
Rushing yards	111	97
Passing yards	139	178
Passes-comp.-Int.	23-8-1	21-15-2
Punts-avg.	9-51.1	9-44.0
Punt return yards	6-29	7-84
Kickoff return yards	2-47	6-118
Fumbles-lost	2-0	1-1
Penalties-yards	14-91	8-64
Field goals made-att	2-2	0-2
Time of possession	27:56	32:04

RUSHING									
OILERS	Att	Yds	Lg	TD	RAIDERS	Att	Yds	Lg	TD
Campbell	27	91	14	1	King	13	55	27	0
Carpenter	5	9	4	0	Van Eeghen	14	46	9	0
Wilson	1	-3	-3	0	Whittington	5	11	7	0
					Jensen	2	0	0	0
					Plunkett	1	-1	-1	0
TOTALS	29	97	22	0	TOTALS	35	111	27	0

PASSING									
OILERS	Att	Cmp	Yds	TD-I	RAIDERS	Att	Cmp	Yds	TD-I
Stabler	26	15	243	0-2	Plunkett	23	8	168	2-1
Campbell	1	0	0	0-0					
TOTALS	27	15	243	0-2	TOTALS	23	8	168	2-1

RECEIVING									
OILERS	Rec	Yds	Lg	TD	RAIDERS	Rec	Yds	Lg	TD
Barber	4	83	33	0	Whittington	2	64	44	1
Renfro	3	69	39	0	Chester	2	12	10	0
Casper	3	31	12	0	King	1	37	37	0
Carpenter	3	26	14	0	Branch	1	33	33	0
Coleman	1	23	23	0	Van Eeghen	1	21	21	0
B. Johnson	1	11	11	0	Christensen	1	1	1	1
TOTALS	15	243	39	0	TOTALS	8	168	44	2

INDIVIDUAL DEFENSE (press box stats)

OILERS – Leading Tackler: Brazile 9-2-11. Sacks: Bethea 2.0, Bingham 1.0. Int.: Perry 1. FR: None.

RAIDERS – Leading Tackler: Kinlaw 8-2-10. Sacks: Davis 2.0, Hayes 2.0, Browning 1.0, Hendricks 1.0, Jones 1.0. Int.: Hayes 2. FR: McKinney 1, Davis 1.

PLAYOFF GAME SUMMARIES

AFC WILD CARD PLAYOFF GAME – 1987 Houston 23, Seattle 20 (OT) January 3, 1988 • Astrodome

Oilers kicker Tony Zendejas atoned for a fourth-quarter 29-yard field goal miss by converting a 42-yarder 8:05 into overtime to help Houston advance to the divisional playoffs for the first time since 1980. Quarterback Warren Moon completed 21 of 32 passes for 273 yards and one touchdown in his initial NFL playoff game. Drew Hill and Ernest Givins combined for 13 catches for 173 yards, including six for 71 on third downs. Wide receiver Willie Drewrey's first NFL touchdown catch, a 29-yarder, gave the Oilers a 20-13 lead in the third quarter. However, Seattle quarterback Dave Krieg hit wide receiver Steve Largent on a 12-yard scoring pass in the final 1:47 to tie the score and send the game into overtime. Houston held a 47:44 to 20:21 time-of-possession advantage over Seattle and outgained the Seahawks 437 yards to 250.

Seattle	7	3	3	7	0	20
Houston	3	10	7	0	3	23

TEAM	SCORING PLAY	QTR-INTO
Seahawks	Largent 20 yd. pass from Krieg (Johnson kick)	1-3:16
Oilers	Zendejas 47 yd. field goal	1-10:16
Oilers	Rozier 1 yd. run (Zendejas kick)	2-1:43
Oilers	Zendejas 49 yd. field goal	2-8:11
Seahawks	Johnson 33 yd. field goal	2-11:50
Seahawks	Johnson 41 yd. field goal	3-6:37
Oilers	Drewrey 29 yd. pass from Moon (Zendejas kick)	3-12:26
Seahawks	Largent 12 yd. pass from Krieg (Johnson kick)	4-14:34
Oilers	Zendejas 42 yd. field goal	5-8:05

Missed FG: Zendejas 52R, 29L
Attendance: 49,622

	Seahawks	Oilers
First downs	11	27
3rd-down conversion-att	2-12-16%	10-18-55%
4th-down conversion-att	1-1-100%	0-0-0%
Total yards	250	437
Rushing yards	29	178
Passing yards	221	259
Passes-comp.-Int.	39-16-0	32-21-1
Punts-avg.	7-44.3	3-35.0
Punt return yards	2-66	4-27
Kickoff return yards	6-132	4-65
Fumbles-lost	1-1	2-1
Penalties-yards	3-20	4-25
Field goals made-att	2-2	3-5
Time of possession	20:21	47:44

RUSHING									
OILERS	Att	Yds	Lg	TD	SEAHAWKS	Att	Yds	Lg	TD
Rozier	21	66	11	1	Williams	7	27	10	0
Highsmith	12	74	16	0	Morris	4	2	4	0
Pinkett	11	29	5	0					
Moon	4	-2	0	0					
Wallace	2	11	9	0					
TOTALS	50	178	16	1	TOTALS	11	29	10	0

PASSING									
OILERS	Att	Cmp	Yds	TD-I	SEAHAWKS	Att	Cmp	Yds	TD-I
Moon	32	21	273	1-1	Krieg	38	16	237	2-0
					Williams	1	0	0	0-0
TOTALS	32	21	273	1-1	TOTALS	39	16	237	2-0

RECEIVING									
OILERS	Rec	Yds	Lg	TD	SEAHAWKS	Rec	Yds	Lg	TD
Rozier	1	7	7	0	Largent	7	132	33	2
Hill	6	84	15	0	Butler	3	73	32	0
Givins	7	89	19	0	Williams	2	5	3	0
Pinkett	1	3	3	0	Skansi	2	13	7	0
Highsmith	2	17	11	0	Morris	1	6	6	0
Drewrey	3	62	29	1	Tice	1	8	8	0
Wallace	1	11	11	0					
TOTALS	21	273	29	1	TOTALS	16	237	33	2

INDIVIDUAL DEFENSE (press box stats)

OILERS – Leading Tackler: Bostic 2-3-5. Sacks: Childress 1.0, Meads 0.5, Lyles 0.5. Int.: Brown 1. FR: Bostic 1, Fuller 1.

SEAHAWKS – Leading Tackler: Bosworth 9-8-17. Sacks: Gaines 1, Bryant 1. Int.: Jenkins 1. FR: Young 1.

AFC DIVISIONAL PLAYOFF GAME – 1987 Denver 34, Houston 10 January 10, 1988 • Mile High Stadium

John Elway passed for two touchdowns and ran for a third as the Broncos defeated the Oilers 34-10 to become the first AFC West team since the San Diego Chargers of 1980 and 1981 to play in consecutive AFC Championship Games. Denver capitalized on two Houston turnovers to take a 14-0 first quarter lead. Safety Steve Wilson recovered Warren Moon's lateral to Mike Rozier at the Oilers' 1-yard line to set up Gene Lang's one-yard run. Karl Mecklenburg's interception on Houston's next possession led to Elway's first touchdown pass, a 27-yarder to Clarence Kay. Kay also caught a one-yarder in the second quarter for the first two-touchdown game of his four-year career. Elway, who completed 14 of 25 passes for 259 yards, scored on a three-yard run with 4:23 remaining to seal the win.

Denver	14	10	3	7	34
Houston	0	3	0	7	10

TEAM	SCORING PLAY	QTR-INTO
Broncos	Lang 1 yd. run (Karlis kick)	1-6:19
Broncos	Kay 27 yd. pass from Elway (Karlis kick)	1-13:34
Broncos	Karlis 43 yd. field goal	2-3:20
Oilers	Zendejas 46 yd. field goal	2-9:03
Broncos	Kay 1 yd. pass from Elway (Karlis kick)	2-13:08
Broncos	Karlis 23 yd. field goal	3-2:29
Oilers	Givins 19 yd. pass from Moon (Zendejas kick)	4-6:38
Broncos	Elway 3 yd. run (Karlis kick)	4-10:33

Missed FG: None
Attendance: 75,968

	Broncos	Oilers
First downs	19	20
3rd-down conversion-att	4-9-44%	8-16-50%
4th-down conversion-att	2-4-50%	1-1-100%
Total yards	316	337
Rushing yards	61	73
Passing yards	255	264
Passes-comp.-Int.	25-14-1	43-24-2
Punts-avg.	2-46.0	3-44.7
Punt return yards	2-15	0-0
Kickoff return yards	2-28	3-62
Fumbles-lost	0-0	2-1
Penalties-yards	4-35	10-73
Field goals made-att	2-2	1-1
Time of possession	27:27	32:33

RUSHING											
OILERS	Att	Yds	Lg	TD	BRONCOS	Att	Yds	Lg	TD		
Rozier	9	25	8	0	Winder	13	46	8	0		
Pinkett	6	20	8	0	Sewell	5	9	5	0		
Moon	5	15	7	0	Elway	4	8	4	1		
Highsmith	5	13	11	0	Bell	2	7	5	0		
Givins	1	0	0	0	Kubiak	2	-3	-1	0		
					Lang	3	-6	1	1		
TOTALS	26	73	11	0	TOTALS	29	61	8	2		

PASSING											
OILERS	Att	Cmp	Yds	TD-I	BRONCOS	Att	Cmp	Yds	TD-I		
Moon	43	24	264	1-2	Elway	25	14	259	2-1		
TOTALS	43	24	264	1-2	TOTALS	25	14	259	2-1		

RECEIVING											
OILERS	Rec	Yds	Lg	TD	BRONCOS	Rec	Yds	Lg	TD		
Hill	5	93	24	0	Johnson	4	105	55	0		
Givins	6	84	19	1	Kay	3	57	29	2		
Duncan	4	32	13	0	Sewell	3	41	25	0		
Highsmith	4	20	16	0	Lang	1	25	25	0		
Drewrey	2	17	9	0	Boddie	1	15	15	0		
Williams	1	7	7	0	Mobley	1	9	9	0		
Rozier	1	6	6	0	Nattiel	1	7	7	0		
Pinkett	1	5	5	0							
TOTALS	24	264	24	1	TOTALS	14	259	55	2		

INDIVIDUAL DEFENSE (press box stats)

OILERS – Leading Tackler: Donaldson 7-1-8. Sacks: Martin 1. Int.: Allen 1. FR: None.

BRONCOS – Leading Tackler: Dennison 6-2-8. Sacks: None. Int.: Haynes 1, Mecklenburg 1. FR: Wilson 1.

PLAYOFF GAME SUMMARIES

AFC WILD CARD PLAYOFF GAME – 1988
Houston 24, Cleveland 23
December 24, 1988 • Cleveland Stadium

The Oilers advanced to the AFC divisional round of the playoffs for the second straight year with a 24-23 win over the Browns. Allen Pinkett scored two touchdowns within a 15-second span of the second quarter, and Warren Moon rallied Houston with 10 fourth-quarter points for the win. Moon's 14-yard scoring pass to Pinkett seven seconds into the second quarter capped a 17-play, 91-yard drive and gave Houston a 7-3 lead. Nose tackle Richard Byrd recovered Don Strock's fumble on the Browns' next play from scrimmage, and Pinkett scored one play later on a 16-yard run for a 14-9 halftime lead. Mike Pagel replaced the injured Strock and completed a 14-yard touchdown pass to Webster Slaughter late in the third quarter for Cleveland's last lead of the day 16-14. Moon directed a 76-yard drive capped by Lorenzo White's one-yard run as Houston regained the lead 21-16. Richard Johnson's interception on the Browns' next possession led to Tony Zendejas's game-winning 49-yard field goal with 1:54 to play.

Cleveland	3	6	7	7	23
Houston	7	7	0	10	24

TEAM	SCORING PLAY	QTR-INTO
Browns	Bahr 33 yd. field goal	1-5:17
Oilers	Pinkett 14 yd. pass from Moon (Zendejas kick)	2-0:07
Oilers	Pinkett 16 yd. run (Zendejas kick)	2-0:22
Browns	Bahr 26 yd. field goal	2-6:27
Browns	Bahr 28 yd. field goal	2-11:41
Brwns	Slaughter 14 yd. pass from Pagel (Bahr kick)	3-12:24
Oilers	White 1 yd. run (Zendejas kick)	4-2:35
Oilers	Zendejas 49 yd. field goal	4-13:06
Browns	Slaughter 2 yd. pass from Pagel (Bahr kick)	4-14:29

Missed FG: None
Attendance: 74,977

	Browns	Oilers
First downs	19	19
3rd-down conversion-att	5-12-41%	8-14-57%
4th-down conversion-att	0-0-0%	0-0-0%
Total yards	260	334
Rushing yards	68	129
Passing yards	192	205
Passes-comp.-Int.	28-19-1	26-16-3
Punts-avg.	3-35.3	3-37.7
Punt return yards	3-27	0-0
Kickoff return yards	3-75	5-72
Fumbles-lost	1-1	2-0
Penalties-yards	9-75	13-118
Field goals made-att	3-3	1-1
Time of possession	26:36	33:24

RUSHING									
OILERS	Att	Yds	Lg	TD	BROWNS	Att	Yds	Lg	TD
Pinkett	14	82	27	1	Mack	12	14	7	0
Highsmith	2	3	3	0	Byner	9	57	16	0
White	12	30	5	1	Strock	1	0	0	0
Moon	6	16	12	0	Pagel	1	-1	-1	0
Givins	1	-2	-2	0	Fonteno	3	-2	5	0
TOTALS	35	129	27	2	TOTALS	26	68	16	0

PASSING									
OILERS	Att	Cmp	Yds	TD-I	BROWNS	Att	Cmp	Yds	TD-I
Moon	26	16	213	1-3	Strock	3	2	13	0-0
					Pagel	25	17	179	2-1
TOTALS	26	16	213	1-3	TOTALS	28	19	192	2-1

RECEIVING									
OILERS	Rec	Yds	Lg	TD	BROWNS	Rec	Yds	Lg	TD
Pinkett	2	24	14	1	Mack	1	6	6	0
White	1	1	1	0	Slaughter	5	58	18	2
Hill	5	73	22	0	Byner	3	10	8	0
Highsmith	1	8	8	0	Langhorne	6	57	17	0
Duncan	2	33	18	0	Weathers	2	27	18	0
Jeffires	3	52	35	0	Brennan	2	34	25	0
Givins	1	8	8	0					
Williams	1	14	14	0					
TOTALS	16	213	35	1	TOTALS	19	192	25	2

INDIVIDUAL DEFENSE (press box stats)

OILERS – Leading Tackler: Allen 7-1-8. Sacks: None. Int.: Johnson 1. FR: Byrd 1.
BROWNS – Leading Tackler: Golic 5-4-9. Sacks: Johnson 1.0. Int.: Wright 2, Harper 1. FR: None.

AFC DIVISIONAL PLAYOFF GAME – 1988
Buffalo 17, Houston 10
January 1, 1989 • Rich Stadium

Buffalo's special teams blocked a punt and a field goal, and the defense registered an interception and a fumble recovery in the fourth quarter, as the Bills advanced to their first-ever AFC Championship Game. Quarterback Jim Kelley completed a team-playoff record 19 of 33 passes for 244 yards with one interception. Rookie running back Thurman Thomas led all rushers with 75 yards on seven carries, including an 11-yard touchdown run that gave Buffalo a 14-3 lead in the third quarter. Robb Riddick's one-yard scoring run followed a blocked punt by safety Leonard Smith. Safety Mark Kelso intercepted a Warren Moon pass on the Oilers' second play of the fourth quarter. Derrick Burroughs's fumble recovery on Houston's next possession helped Buffalo preserve the win in their first-ever playoff game at Rich Stadium.

Buffalo	0	7	7	3	17
Houston	0	3	0	7	10

TEAM	SCORING PLAY	QTR-INTO
Bills	Riddick 1 yd. run (Norwood kick)	2-4:25
Oilers	Zendejas 35 yd. field goal	2-10:28
Bills	Thomas 11 yd. run (Norwood kick)	3-12:02
Bills	Norwood 27 yd. field goal	4-3:25
Oilers	Rozier 1 yd. run (Zendejas kick)	4-9:48

Missed FG: Zendejas 37 blocked, 31WL, Norwood 50, 36WL
Attendance: 79,532

	Bills	Oilers
First downs	18	20
3rd-down conversion-att	3-14-21%	3-12-25%
4th-down conversion-att	0-2-0%	0-0-0%
Total yards	372	351
Rushing yards	135	125
Passing yards	237	226
Passes-comp.-Int.	33-19-1	33-17-1
Punts-avg.	4-39.3	6-37.2
Punt return yards	4-56	1-6
Kickoff return yards	3-57	4-48
Fumbles-lost	1-0	5-2
Penalties-yards	8-57	8-60
Field goals made-att	1-3	1-3
Time of possession	28:53	31:07

RUSHING											
OILERS	Att	Yds	Lg	TD	BILLS	Att	Yds	Lg	TD		
Highsmith	5	57	31	0	Thomas	7	75	40	1		
Rozier	13	44	8	0	Mueller	7	24	14	0		
Moon	5	11	5	0	Kelly	3	18	10	0		
Pinkett	3	13	10	0	Riddick	9	12	5	1		
					Reed	1	-1	-1	0		
					Harmon	1	7	7	0		
					Byrum	1	0	0	0		
TOTALS	26	125	31	1	TOTALS	29	135	40	2		

PASSING											
OILERS	Att	Cmp	Yds	TD-I	BILLS	Att	Cmp	Yds	TD-I		
Moon	33	17	240	0-1	Kelly	33	19	244	0-1		
TOTALS	33	17	240	0-1	TOTALS	33	19	244	0-1		

RECEIVING											
OILERS	Rec	Yds	Lg	TD	BILLS	Rec	Yds	Lg	TD		
Hill	4	62	21	0	Reed	6	91	53	0		
Highsmith	2	3	7	0	Metzelaars	1	7	7	0		
Jeffires	5	78	27	0	Burkett	3	55	26	0		
Givins	1	23	23	0	Johnson	3	31	18	0		
Duncan	1	9	9	0	Harmon	5	58	17	0		
Pinkett	2	21	15	0	Mueller	1	2	2	0		
Harris	2	44	29	0							
TOTALS	17	240	29	0	TOTALS	19	244	53	0		

INDIVIDUAL DEFENSE (press box stats)

OILERS – Leading Tackler: Brown 8-1-9, Grimsley 9-0-9. Sacks: Childress 1. Int.: Eaton 1. FR: Highsmith 1, Pinkett 1.
BILLS – Leading Tackler: Talley 7-0-7, Still 5-2-7. Sacks: Talley 1, Smith 1. Int.: Kelso 1. FR: Smith 1, Bennett 1.

PLAYOFF GAME SUMMARIES

AFC WILD CARD PLAYOFF GAME – 1989 Pittsburgh 26, Houston 23 (OT) December 31, 1989 • Astrodome

Gary Anderson kicked a 50-yard field goal 3:26 into overtime to cap Pittsburgh's 26-23 comeback win over the Oilers and earn its first playoff victory since 1984. The Steelers, despite being outgained by Houston 380 to 289 total yards, led the game for more than three quarters. Rookie running back Tim Worley converted a fourth-and-one play into a nine-yard touchdown run and Anderson kicked field goals of 25, 30, and 48 yards for a 16-9 fourth-quarter lead. Warren Moon tied the score with an 18-yard touchdown pass to Ernest Givins and gave the Oilers their only lead, 23-16, when he found Givins on a nine-yard scoring pass with six minutes to play. Pittsburgh's Buddy Brister countered with an 82-yard, 11-play drive capped by Merrill Hoge's one-yard touchdown plunge with 46 seconds remaining. Anderson's extra point tied the score and sent the game into overtime. Rod Woodson recovered Lorenzo White's fumble on the Oilers' first play in overtime to set up Anderson's decisive field goal.

Pittsburgh	7	3	3	10	3	26
Houston	0	6	3	14	0	23

TEAM	SCORING PLAY	QTR-INTO
Steelers	Worley 9 yd. run (Anderson kick)	1-12:07
Oilers	Zendejas 26 yd. field goal	2-5:53
Oilers	Zendejas 35 yd. field goal	2-8:50
Steelers	Anderson 25 yd. field goal	2-13:03
Oilers	Zendejas 26 yd. field goal	3-3:30
Steelers	Anderson 30 yd. field goal	3-11:55
Steelers	Anderson 48 yd. field goal	4-0:30
Oilers	Givins 18 yd. pass from Moon (Zendejas kick)	4-5:46
Oilers	Givins 9 yd. pass from Moon (Zendejas kick)	4-8:58
Steelers	Hoge 2 yd. run (Anderson kick)	4-14:14
Steelers	Anderson 50 yd. field goal	5-3:26

Missed FG: Zendejas 55 Short
Attendance: 58,306

	Steelers	Oilers
First downs	17	22
3rd-down conversion-att	3-14-21%	8-18-44%
4th-down conversion-att	1-1-100%	0-0-0%
Total yards	289	380
Rushing yards	177	65
Passing yards	112	315
Passes-comp.-Int.	33-15-0	48-29-0
Punts-avg.	6-25.3	4-33.0
Punt return yards	2-20	1-0
Kickoff return yards	6-99	2-27
Fumbles-lost	1-1	3-1
Penalties-yards	5-40	8-45
Field goals made-att	4-4	3-4
Time of possession	27:42	35:44

OILERS		RUSHING				STEELERS			
	Att	Yds	Lg	TD		Att	Yds	Lg	TD
Highsmith	2	2	4	0	Hoge	17	100	49	1
Rozier	5	12	3	0	Worley	11	54	12	1
White	7	13	5	0	Brister	1	1	1	0
Pinkett	8	26	6	0	Stone	1	22	22	0
Moon	3	12	5	0					
TOTALS	25	65	6	0	TOTALS	30	177	49	2

OILERS		PASSING				STEELERS			
	Att	Cmp	Yds	TD-I		Att	Cmp	Yds	TD-I
Moon	48	29	315	2-0	Brister	33	15	127	0-0
TOTALS	48	29	315	2-0	TOTALS	33	15	127	0-0

OILERS		RECEIVING				STEELERS			
	Rec	Yds	Lg	TD		Rec	Yds	Lg	TD
Givins	11	136	30	2	Mularkey	3	40	20	0
Hill	6	98	32	0	Stock	1	7	7	0
Rozier	1	5	5	0	Worley	4	23	10	0
Jeffires	3	16	7	0	Hoge	3	26	17	0
Pinkett	3	24	12	0	Lipps	3	24	10	0
Duncan	2	15	9	0	Hill	1	7	7	0
Highsmith	3	21	11	0					
TOTALS	29	315	32	2	TOTALS	15	127	20	0

INDIVIDUAL DEFENSE (press box stats)

OILERS – Leading Tackler: Meads 6-4-10. Sacks: Fairs 1.0. Int.: None. FF: Brown 1. FR: McDowell 1, Moon 1, Pinkett 1.

STEELERS – Leading Tackler: Woodson 6-2-8, Lake 4-4-8. Sacks: None. Int.: None. FF: Woodson 1, Stone 1. FR: Woodson 1.

AFC WILD CARD PLAYOFF GAME – 1990 Cincinnati 41, Houston 14 January 6, 1991 • Riverfront Stadium

Boomer Esiason completed two touchdown passes and ran for a third in the Bengals' victory over the Oilers. Cincinnati built a 20-0 halftime lead as Ickey Woods ran one yard for a touchdown. Esiason flipped a two-yard scoring pass to Harold Green, and Jim Breech kicked two field goals (27 and 30 yards) in the first half. Cincinnati increased its lead to 34-0 in the third quarter when Eric Ball ran three yards for a touchdown and Esiason scored on a 10-yard keeper following James Francis's fumble recovery at Houston's 10-yard line. The Oilers scored on two touchdown passes from Cody Carlson to Ernest Givins (16 and 5 yards). Cincinnati held a 39:45 to 20:15 time-of-possession advantage.

Cincinnati	10	10	14	7	41
Houston	0	0	7	7	14

TEAM	SCORING PLAY	QTR-INTO
Bengals	Woods 1 yd. run (Breech kick)	1-6:24
Bengals	Breech 27 yd. field goal	1-13:50
Bengals	Green 2 yd. pass from Esiason (Breech kick)	2-5:42
Bengals	Breech 30 yd. field goal	2-14:17
Bengals	Ball 3 yd. run (Breech kick)	3-3:26
Bengals	Esiason 10 yd. run (Breech kick)	3-3:51
Oilers	Givins 16 yd. pass from Carlson (Garcia kick)	3-9:45
Bengals	Kattus 9 yd. pass from Esiason (Breech kick)	4-0:51
Oilers	Givins 5 yd. pass from Carlson (Garcia kick)	4-8:01

Missed FG: None
Attendance: 60,012

	Bengals	Oilers
First downs	24	13
3rd-down conversion-att	4-13-30%	2-9-22%
4th-down conversion-att	2-2-100%	0-0-0%
Total yards	349	226
Rushing yards	187	67
Passing yards	162	165
Passes-comp.-Int.	25-15-1	33-16-1
Punts-avg.	3-45.0	6-42.6
Punt return yards	3-42	1-19
Kickoff return yards	3-58	6-114
Fumbles-lost	1-0	2-1
Penalties-yards	4-40	5-33
Field goals made-att	2-2	0-0
Time of possession	39:45	20:15

OILERS		RUSHING				BENGALS			
	Att	Yds	Lg	TD		Att	Yds	Lg	TD
White	4	2	5	0	Woods	6	11	4	1
Carlson	4	22	12	0	Brooks	6	17	14	0
Pinkett	5	43	16	0	Esiason	5	57	14	1
					Ball	7	33	14	1
					Green	11	55	12	0
					Jennings	6	16	10	0
					Wilhelm	3	-2	0	0
TOTALS	13	67	16	0	TOTALS	44	187	14	3

OILERS		PASSING				BENGALS			
	Att	Cmp	Yds	TD-I		Att	Cmp	Yds	TD-I
Carlson	33	16	165	2-1	Esiason	20	14	150	2-0
					Wilhelm	5	1	12	0-0
TOTALS	33	16	165	2-1	TOTALS	25	15	162	2-0

OILERS		RECEIVING				BENGALS			
	Rec	Yds	Lg	TD		Rec	Yds	Lg	TD
White	1	5	5	0	Jennings	2	15	12	0
Hill	1	5	5	0	Holman	2	51	46	0
Jeffires	2	33	23	0	Woods	2	13	9	0
Duncan	1	15	15	0	McGee	2	23	19	0
Harris	4	37	17	0	Green	2	15	13	1
Givins	6	60	16	2	Brown	2	14	9	0
Pinkett	1	10	10	0	Kattus	2	19	10	1
					Barber	1	12	12	0
TOTALS	16	165	23	2	TOTALS	12	152	46	2

INDIVIDUAL DEFENSE (press box stats)

OILERS – Leading Tackler: Kinard 8-4-12. Sacks: None. Int.: None. FF: None. FR: None.

BENGALS – Leading Tackler: Thomas 6-1-7. Sacks: None. Int.: Fulcher 1. FF: None. FR: Francis 1, Jennings 1.

PLAYOFF GAME SUMMARIES

AFC WILD CARD PLAYOFF GAME – 1991 Houston 17, N.Y. Jets 10 December 29, 1991 • Astrodome

Warren Moon threw a pair of touchdown passes to Ernest Givins and the Oilers' defense stopped the Jets inside Houston's 5-yard line twice in the second half to preserve the victory. The Oilers led 14-10 entering the third quarter, when the Jets took the second-half kickoff and consumed more than eight minutes while driving to the Houston 8-yard line. On third down, Ken O'Brien's pass was intercepted by safety Bubba McDowell at the 2. After Al Del Greco's 53-yard field goal put the Oilers ahead 17-10 early in the fourth quarter, New York drove to the Houston 3. But on third down, Al Smith stopped Brad Baxter for no gain. The Jets had one more chance after recovering Moon's fumble at the Oilers' 26 with 4:59 left in the game, but New York could not convert a first down. For Houston, Moon completed 28 of 40 passes for 271 yards, and Drew Hill had nine catches for 77 yards.

New York	0	10	0	0	10
Houston	7	7	0	3	17

TEAM	SCORING PLAY	QTR-INTO
Oilers	E. Givins 5 yd. pass from Moon (Del Greco kick)	1-9:16
Jets	A. Toon 10 yd. pass from O'Brien (Allegre kick)	2-2:44
Oilers	E. Givins 20 yd. pass from Moon (Del Greco kick)	2-11:04
Jets	Allegre 33 yd. field goal	2-14:56
Oilers	Del Greco 53 yd. field goal	4-1:31

Missed FG: Greco 46WR
Attendance: 61,485

	Jets	Oilers
First downs	18	21
3rd-down conversion-att	6-12-50%	8-14-57%
4th-down conversion-att	0-2-0%	0-0-0%
Total yards	285	303
Rushing yards	71	71
Passing yards	214	232
Passes-comp.-Int.	31-21-3	40-28-1
Punts-avg.	2-36	2-44.5
Punt return yards	0-0	0-0
Kickoff return yards	3-54	1-0
Fumbles-lost	0-0	3-1
Penalties-yards	5-45	8-55
Field goals made-att	1-1	1-2
Time of possession	26:20	33:40

RUSHING									
OILERS	Att	Yds	Lg	TD	JETS	Att	Yds	Lg	TD
L. White	17	65	12	0	J. Hector	11	43	8	0
W. Moon	3	6	7	0	B. Baxter	5	14	5	0
					K. O'Brien	2	10	8	0
					F. McNeil	5	4	5	0
TOTALS	20	71	12	0	TOTALS	23	71	8	0

PASSING									
OILERS	Att	Cmp	Yds	TD-I	JETS	Att	Cmp	Yds	TD-I
W. Moon	40	28	271	2-1	K. O'Brien	31	21	221	1-3
TOTALS	40	28	271	2-1	TOTALS	31	21	221	1-3

RECEIVING									
OILERS	Rec	Yds	Lg	TD	JETS	Rec	Yds	Lg	TD
E. Givins	6	83	35	2	A. Toon	8	96	22	1
D. Hill	9	77	20	0	R. Moore	4	70	31	0
H. Jeffries	4	49	24	0	F. McNeil	4	23	10	0
L. White	4	31	17	0	M. Boyer	3	20	11	0
C. Duncan	4	24	8	0	T. Mathis	2	12	6	0
L. Harris	1	7	7	0					
TOTALS	28	271	35	2	TOTALS	21	221	31	1

INDIVIDUAL DEFENSE (press box stats)

OILERS – Leading Tackler: Lathon 4-7-11. Sacks: Williams 1. Int.: McDowell 2, Orlando 1. FF: None. FR: Moon 2.
JETS – Leading Tackler: Clifton 5-6-11, Stargell 8-3-11. Sacks: Lewis 2.0, Lageman 1.0, Young 1.0. Int.: McMillan 1. FF: Young 1, Lageman 1. FR: Stargell 1.

AFC DIVISIONAL PLAYOFF GAME – 1991 Denver 26, Houston 24 January 4, 1992 • Mile High Stadium

David Treadwell's 28-yard field goal with 16 seconds remaining capped a dramatic 87-yard drive in the closing moments to lift the Broncos over the Oilers. Treadwell's winning kick came shortly after John Elway's 44-yard completion to Vance Johnson on fourth-and-10 from the Denver 35-yard line. Earlier on the drive, Elway scrambled seven yards for a first down on fourth-and-6 from the 28. And it was Elway's 22-yard completion to Michael Young that got the Broncos out of a hole at their own 2-yard line. Denver started the winning drive there with no time outs left after Houston's Greg Montgomery dropped his punt out of bounds with 2:07 left in the game. Warren Moon passed for three touchdowns as Houston built first half leads of 14-0 and 21-6. But the Broncos defense stiffened, allowing only a field goal in the second half.

Denver	6	7	3	10	26
Houston	14	7	0	3	24

TEAM	SCORING PLAY	QTR-INTO
Oilers	H. Jeffries 15 yd. pass from Moon (Del Greco kick)	1-1:46
Oilers	D. Hill 9 yd. pass frm Moon (Del Greco kick)	1-9:44
Broncos	V. Johnson 10 yd. pass from Elway (kick no good)	1-13:43
Oilers	C. Duncan 6 yd. pass from Moon (Del Greco kick)	2-4:05
Broncos	G. Lewis 1 yd. run (Treadwell kick)	2-14:21
Broncos	D. Treadwell 49 yd. field goal	3-13:02
Oilers	A. Del Greco 25 yd. field goal	4-1:35
Broncos	G. Lewis 1 yd. run (Treadwell kick)	4-8:07
Broncos	D. Treadwell 28 yd. field goal	4-14:44

Missed FG: Del Greco 33WR
Attendance: 75,301

	Broncos	Oilers
First downs	26	23
3rd-down conversion-att	5-11-45%	5-8-63%
4th-down conversion-att	3-3-100%	0-0-0%
Total yards	418	422
Rushing yards	151	97
Passing yards	267	325
Passes-comp.-Int.	34-20-1	36-27-1
Punts-avg.	2-40.5	1-44
Punt return yards	0-0	0-0
Kickoff return yards	4-88	6-82
Fumbles-lost	3-0	0-0
Penalties-yards	6-70	13-85
Field goals made-att	2-2	1-2
Time of possession	29:34	30:26

RUSHING									
OILERS	Att	Yds	Lg	TD	BRONCOS	Att	Yds	Lg	TD
L. White	17	79	10	0	G. Green	17	59	14	0
W. Moon	2	18	15	0	J. Elway	6	39	15	0
					R. Rivers	1	3	3	0
					G. Lewis	3	2	1	2
					S. Sewell	4	48	19	0
TOTALS	19	97	15	0	TOTALS	31	151	19	2

PASSING									
OILERS	Att	Cmp	Yds	TD-I	BRONCOS	Att	Cmp	Yds	TD-I
W. Moon	36	27	325	3-1	J. Elway	33	19	257	1-1
					S. Sewell	1	1	10	0-0
TOTALS	36	27	325	3-1	TOTALS	34	20	267	1-1

RECEIVING									
OILERS	Rec	Yds	Lg	TD	BRONCOS	Rec	Yds	Lg	TD
H. Jeffries	7	99	49	1	C. Kay	1	8	8	0
L. White	5	35	10	0	V. Johnson	5	78	44	1
E. Givins	6	111	29	0	D. Russell	1	20	20	0
D. Hill	2	21	12	1	S. Sharpe	3	20	7	0
C. Duncan	6	40	11	1	M. Young	4	85	32	0
T. Jones	1	19	19	0	R. Nattiel	2	27	23	0
					S. Sewell	3	28	16	0
					G. Green	1	1	1	0
TOTALS	27	325	49	3	TOTALS	20	267	44	1

INDIVIDUAL DEFENSE (press box stats)

OILERS – Leading Tackler: A. Smith 6-1-7, L. Lathon 6-1-7. Sacks: None. Int.: R. Johnson 1. FF: B. Orlando 1, A. Smith 1. FR: None.
BRONCOS – Leading Tackler: C. Dimry 9-0-9, M. Brooks 7-2-9. Sacks: None. Int.: S. Atwater 1. FF: None. FR: J. Davidson 1.

PLAYOFF GAME SUMMARIES

AFC WILD CARD PLAYOFF GAME – 1992
Buffalo 41, Houston 38 (OT)
 January 3, 1993 • Rich Stadium

Warren Moon threw for 220 yards and four touchdowns in the first half as Houston jumped out to a 28-3 lead. Early in the third quarter, Oilers defensive back Bubba McDowell intercepted Frank Reich's first pass of the second half and returned it 58 yards for a touchdown as the Oilers took a commanding 32-point lead, 35-3. Then, Buffalo started the comeback, advancing 50 yards to score on Davis' 1-yard touchdown run to cut the deficit to 35-10. After a recovered onside kick by the Bills which led to a touchdown, and a 26-yard touchdown pass to wide receiver Andre Reed, the lead was trimmed to 35-24. On the Oilers' ensuing possession, Bills safety Henry Jones intercepted a pass from Moon which led to another touchdown pass from Reich to Reed. Kicker Al Del Greco attempted a field goal to increase the Oilers' lead, but the snap was fumbled. The Bills then scored on a 17-yard touchdown pass, taking the lead 38-35 with three minutes remaining in the game. A last minute drive ending in a 26-yard field goal from Del Greco would send the game into overtime. Early in overtime, Bills defensive back Nate Odomes intercepted a pass from Moon, setting up Steve Christie's 32-yard game-winning field goal.

Buffalo 3	0	28	7	3	41
Houston 7	21	7	3	0	38

TEAM	SCORING PLAY	QTR-LEFT
Oilers	H. Jeffries 3 pass from W. Moon (A. Del Greco kick)	1-5:51
Bills	S. Christie 36 field goal	1-1:24
Oilers	W. Slaughter 7 pass from W. Moon (A. Del Greco kick)	2-8:59
Oilers	C. Duncan 26 pass from W. Moon (A. Del Greco kick)	2-4:09
Oilers	H. Jeffries 27 pass from W. Moon (A. Del Greco kick)	2-0:14
Oilers	B. McDowell 58 INT return (A. Del Greco kick)	3-13:19
Bills	K. Davis 1 run (D. Christie, kick)	3-8:52
Bills	D. Beebe 38 pass from F. Reich (D. Christie kick)	3-7:56
Bills	A. Reed 26 pass from F. Reich (D. Christie kick)	3-4:21
Bills	A. Reed 18 pass from F. Reich (D. Christie kick)	3-2:00
Bills	A. Reed 17 pass from F. Reich (D. Christie kick)	4-3:08
Oilers	A. Del Greco 26 field goal	4-0:12
Bills	D. Christie 32 field goal	5-11:54

Missed FG: None
 Attendance: 75,141

	Bills	Oilers
First downs	19	27
3rd-down conversion-att	8-15-53%	6-14-43%
4th-down conversion-att	2-3-67%	2-3-67%
Total yards	366	429
Rushing yards	98	82
Passing yards	268	347
Passes-comp.-Int.	34-21-1	50-36-2
Punts-avg.	2-35	2-24.5
Punt return yards	0-0	1-7
Kickoff return yards	5-55	4-27
Fumbles-lost	0-0	2-0
Penalties-yards	4-30	4-30
Field goals made-att	2-2	1-1
Time of possession	25:27	37:39

OILERS		RUSHING				BILLS			
	Att	Yds	Lg	TD		Att	Yds	Lg	TD
W. Moon	2	7	5	0	T. Thomas	11	26	6	0
L. White	19	75	14	0	K. Davis	13	68	35	1
Montgomery	1	0	0	0	C. Gardner	1	5	5	0
					F. Reich	1	-1	-1	0
TOTALS	22	82	14	0	TOTALS	26	98	35	1

OILERS		PASSING				BILLS			
	Att	Cmp	Yds	TD-I		Att	Cmp	Yds	TD-I
W. Moon	50	36	371	4-2	F. Reich	34	21	289	4-1
TOTALS	50	36	371	4-2	TOTALS	34	21	289	4-1

OILERS		RECEIVING				BILLS			
	Rec	Yds	Lg	TD		Rec	Yds	Lg	TD
C. Duncan	8	57	26	1	P. Metzelaars	3	43	2	0
W. Slaughter	8	73	18	1	A. Reed	8	136	27	3
H. Jeffries	8	98	32	2	T. Thomas	2	-3	1	0
E. Givins	9	117	27	0	D. Beebe	4	64	38	1
L. Harris	2	15	9	0	J. Lofton	2	24	18	0
L. White	1	11	11	0	K. Davis	2	25	19	0
TOTALS	36	371	32	4	TOTALS	21	289	38	4

INDIVIDUAL DEFENSE (press box stats)

OILERS – Leading Tackler: A. Smith 4-3-7. Sacks: W. Fuller 2.0, S. Jones 1.0. Int.: B. McDowell 1. FF: None. FR: None.

BILLS – Leading Tackler: P. Hansen 10-0-10. Sacks: J. Wright 2.0, P. Hansen 1.0, D. Talley 1.0. Int.: H. Jones 1, N. Odomes 1. FF: D. Talley 1. FR: None.

AFC DIVISIONAL PLAYOFF GAME – 1993
Kansas City 28, Houston 20
 January 16, 1994 • Astrodome

Joe Montana threw three second-half touchdown passes, including two just 54 seconds apart in the fourth quarter, to rally the Chiefs past the Oilers. Houston, which entered the game with an 11-game winning streak, jumped out to a 10-0 lead in the opening quarter and still led 13-7 after Al Del Greco's 43-yard field goal with 9:37 remaining in the fourth quarter. But Kansas City marched 71 yards in only 59 seconds, the key play a 38-yard pass interference penalty against Oilers cornerback Cris Dishman, to take the lead for the first time on Montana's 11-yard touchdown pass to J.J. Birden. On the next play from scrimmage, Chiefs linebacker Derrick Thomas sacked Warren Moon, forcing a fumble that defensive tackle Dan Saleaumua recovered at the Oilers' 12-yard line. On third down, Montana's 18-yard touchdown pass to Willie Davis put Kansas City ahead 21-13 with 7:44 left. Houston drove 80 yards to a touchdown to pull within one point with 3:45 to go, but Marcus Allen's 21-yard touchdown run at the 1:55 mark sealed the Oilers' fate.

Kansas City 0	0	7	21	28
Houston 10	0	0	10	20

TEAM	SCORING PLAY	QTR-LEFT
Oilers	A. Del Greco 49 field goal	1-11:10
Oilers	C. Brown 2 run (A. Del Greco kick)	1-1:59
Chiefs	K. Cash 7 pass from J. Montana (N. Lowery kick)	3-10:19
Oilers	A. Del Greco 43 field goal	4-9:37
Chiefs	J. Birden 11 pass from J. Montana (N. Lowery kick)	4-8:38
Chiefs	W. Davis 18 pass from J. Montana (N. Lowery kick)	4-7:44
Oilers	E. Givins 7 pass from W. Moon (A. Del Greco kick)	4-3:35
Chiefs	M. Allen 21 run (N. Lowery kick)	4-1:55

Missed FG: None
 Attendance: 64,011

	Chiefs	Oilers
First downs	18	19
3rd-down conversion-att	6-12-50%	7-15-47%
4th-down conversion-att	0-1-0%	0-1-0%
Total yards	354	277
Rushing yards	71	39
Passing yards	283	238
Passes-comp.-Int.	38-22-2	43-32-1
Punts-avg.	3-45	5-48.6
Punt return yards	4-44	1-12
Kickoff return yards	2-38	3-50
Fumbles-lost	0-0	7-2
Penalties-yards	7-51	3-63
Field goals made-att	0-0	2-2
Time of possession	24:18	35:42

OILERS		RUSHING				CHIEFS			
	Att	Yds	Lg	TD		Att	Yds	Lg	TD
W. Moon	3	22	17	0	M. Allen	14	74	21	1
G. Brown	11	17	5	1	D. Krieg	2	-2	-1	0
					K. Anders	1	0	0	0
					J. Montana	1	-1	-1	0
TOTALS	14	39	17	1	TOTALS	18	71	21	1

OILERS		PASSING				CHIEFS			
	Att	Cmp	Yds	TD-I		Att	Cmp	Yds	TD-I
W. Moon	43	32	306	1-1	J. Montana	38	22	299	3-2
TOTALS	43	32	306	1-1	TOTALS	38	22	299	3-2

OILERS		RECEIVING				CHIEFS			
	Rec	Yds	Lg	TD		Rec	Yds	Lg	TD
H. Jeffries	9	88	28	0	J. Birden	6	60	14	1
E. Givins	7	63	15	1	W. Davis	5	96	36	1
G. Wellman	6	80	30	0	K. Cash	4	80	41	1
C. Duncan	6	49	14	0	T. Barnett	2	24	14	0
G. Brown	4	26	12	0	T. McNair	2	9	9	0
					M. Allen	1	12	12	0
					J. Hayes	1	9	9	0
					F. Jones	1	9	9	0
TOTALS	32	306	30	1	TOTALS	22	299	41	3

INDIVIDUAL DEFENSE (press box stats)

OILERS – Leading Tackler: B. Orlando 8-2-10. Sacks: W. Fuller 1.0, L. Lathon 1.0. Int.: S. Jackson 1, T. Hoage 1. FF: None. FR: None.

CHIEFS – Leading Tackler: A. Lewis 8-0-8, M. Bayless 6-2-8, C. Mincy 6-2-8. Sacks: A. Lewis 2.0, D. Thomas 2.0, B. Thompson 2.0, N. Smith 1.0, J. Phillips 1.0. Int.: C. Mincy 1. FF: None. FR: Saleaumua 1.

PLAYOFF GAME SUMMARIES

AFC WILD CARD PLAYOFF GAME – 1999 Tennessee 22, Buffalo 16 January 8, 2000 • Adelphia Coliseum

One of the most memorable finishes in NFL playoff history gave the Titans the franchise's first playoff win since 1991, a 22-16 stunner over the visiting Buffalo Bills. After Steve Christie kicked a 41-yard field goal to give Buffalo a 16-15 lead with 16 seconds remaining, Kevin Dyson returned a Frank Wycheck lateral on the ensuing kickoff 75 yards for a touchdown with three seconds left in the game. The play, quickly dubbed as the "Music City Miracle," gave Tennessee a 22-16 lead that turned into a victory after Buffalo's last-ditch hopes for a matching return touchdown were thwarted. Eddie George paced Tennessee's offense with a 29-carry, 106-yard performance. The victory, in front of a franchise-record crowd at Adelphia Coliseum, allowed the franchise to advance to the AFC Divisional Playoffs for the first time since 1993. The Titans took a 12-0 lead into intermission, but the Bills stormed back behind two touchdowns from Antowain Smith that gave Buffalo a 13-12 lead with 11:08 remaining. Al Del Greco's 36-yard field goal gave the Titans a 15-13 lead with 1:48 remaining, setting up the game's final dramatic moments.

Buffalo	0	0	7	9	16
Tennessee	0	12	0	10	22

TEAM	SCORING PLAY	QTR-LEFT
Titans	R. Johnson sacked by J. Kearse for safety	2-11:19
Titans	S. McNair 1 run (A. Del Greco kick)	2-7:55
Titans	A. Del Greco 40 field goal	2-0:00
Bills	A. Smith 4 run (S. Christie kick)	3-12:28
Bills	A. Smith 1 run (Two-pt. attempt failed)	4-11:08
Titans	A. Del Greco 36 field goal	4-1:48
Bills	S. Christie 41 field goal	4-0:16
Titans	K. Dyson 75 kickoff return (A. Del Greco kick)	4-0:03

Missed FG: A. Del Greco 43W/L
Attendance: 66,782

	Bills	Titans
First downs	13	16
3rd-down conversion-att	5-13-38%	4-16-25%
4th-down conversion-att	0-0-0%	0-0-0%
Total Yards	219	194
Rushing yards	123	139
Passing yards	96	55
Passes-comp.-Int.	22-10-0	24-13-0
Punts-avg.	8-38.5	7-41
Punt return yards	3-10	6-32
Kickoff return yards	4-73	5-192
Fumbles-lost	2-2	2-1
Penalties-yards	10-59	2-12
Field goals made-att	1-2	2-2
Time of possession	24:54	35:06

RUSHING									
TITANS	Att	Yds	Lg	TD	BILLS	Att	Yds	Lg	TD
E. George	29	106	9	0	A. Smith	14	79	44	2
S. McNair	6	19	10	1	J. Linton	5	25	12	0
R. Thomas	4	14	13	0	T. Thomas	5	10	9	0
					R. Johnson	3	9	4	0
TOTALS	39	139	13	1	TOTALS	27	123	44	2

PASSING									
TITANS	Att	Cmp	Yds	TD-I	BILLS	Att	Cmp	Yds	TD-I
S. McNair	24	13	76	0-1	R. Johnson	22	10	131	0-0
TOTALS	24	13	76	0-1	TOTALS	22	10	131	0-0

RECEIVING									
TITANS	Rec	Yds	Lg	TD	BILLS	Rec	Yds	Lg	TD
F. Wycheck	4	29	14	0	P. Price	5	62	15	0
J. Harris	4	20	10	0	E. Moulds	3	62	37	0
E. George	2	4	3	0	S. Gash	1	6	6	0
C. Sanders	1	11	11	0	B. Collins	1	1	1	0
Y. Thigpen	1	8	8	0					
K. Dyson	1	4	4	0					
TOTALS	13	76	14	0	TOTALS	10	131	37	0

INDIVIDUAL DEFENSE (press box stats)

TITANS – Leading Tackler: B. Bishop 6-1-7. Sacks: J. Kearse 2.0, J. Fisk 1.0, S. Rolle 1.0, J. Evans 1.0, K. Holmes 1.0. Int.: None. FF: J. Kearse 1. FR: B. Wortham 1.
BILLS – Leading Tackler: J. Holecek 10-3-13. Sacks: B. Smith 2.5, P. Hansen 0.5. Int.: A. Winfield 1. FF: K. Schulz 1. FR: P. Hansen 1.

AFC DIVISIONAL PLAYOFF GAME – 1999 Tennessee 19, Indianapolis 16 January 16, 2000 • RCA Dome

Eddie George ran for a franchise playoff-record 162 yards and a touchdown as the Tennessee Titans advanced to their first AFC Championship Game since 1979 with a 19-16 victory over the Indianapolis Colts at the RCA Dome. George's 68-yard touchdown run on the first drive of the third quarter gave the Titans the lead for good, and Tennessee's defense held rookie standout Edgerrin James to only 56 yards rushing on 20 carries. Al Del Greco set franchise post-season records for field goals in a game and a career, kicking two of his four field goals in each half to give him 11 for his career. Indiana native Blaine Bishop led the inspired Tennessee defense with 11 tackles and two passes defensed, and the defensive unit as a whole held Peyton Manning in check, with the second-year signal caller completing only 19 of 43 passes for 227 yards in the loss. The Colts pulled within three points with 1:51 remaining on Manning's 15-yard TD run, but Yancey Thigpen sealed Tennessee's victory by recovering Danny Knight's ensuing onside kick.

Indianapolis	3	6	0	7	16
Tennessee	0	6	7	6	19

TEAM	SCORING PLAY	QTR-LEFT
Colts	M. Vanderjagt 40 field goal	1-7:13
Titans	A. Del Greco 49 field goal	2-14:56
Colts	M. Vanderjagt 40 field goal	2-5:38
Titans	A. Del Greco 37 field goal	2-3:15
Colts	M. Vanderjagt 34 field goal	2-0:01
Titans	E. George 68 run (A. Del Greco kick)	3-13:19
Titans	A. Del Greco 25 field goal	4-12:57
Titans	A. Del Greco 43 field goal	4-4:19
Colts	P. Manning 15 run (M. Vanderjagt kick)	4-1:51

Missed FG: None
Attendance: 57,097

	Colts	Titans
First downs	19	13
3rd-down conversion-att	5-15-33%	3-14-21%
4th-down conversion-att	0-1-0%	0-0-0%
Total yards	305	309
Rushing yards	78	197
Passing yards	227	112
Passes-comp.-Int.	43-19-0	24-13-0
Punts-avg.	7-48.6	5-52
Punt return yards	2-24	3-49
Kickoff return yards	6-87	2-47
Fumbles-lost	1-0	1-1
Penalties-yards	7-60	9-78
Field goals made-att	3-3	4-4
Time of possession	28:55	31:05

RUSHING									
TITANS	Att	Yds	Lg	TD	COLTS	Att	Yds	Lg	TD
E. George	26	162	68	1	E. James	20	56	14	0
S. McNair	7	35	29	0	P. Manning	2	22	15	1
TOTALS	33	197	68	1	TOTALS	22	78	15	1

PASSING									
TITANS	Att	Cmp	Yds	TD-I	COLTS	Att	Cmp	Yds	TD-I
S. McNair	24	13	112	0-0	P. Manning	43	19	227	0-0
TOTALS	24	13	112	0-0	TOTALS	43	19	227	0-0

RECEIVING									
TITANS	Rec	Yds	Lg	TD	COLTS	Rec	Yds	Lg	TD
Y. Thigpen	3	19	7	0	M. Harrison	5	65	25	0
F. Wycheck	3	16	6	0	J. Pathon	5	44	13	0
E. George	3	14	6	0	T. Wilkins	4	55	23	0
C. Sanders	2	38	26	0	K. Dilger	2	12	7	0
K. Dyson	2	25	15	0	E.G. Green	1	33	33	0
					M. Pollard	1	10	10	0
					E. James	1	8	8	0
TOTALS	13	112	26	0	TOTALS	19	227	33	0

INDIVIDUAL DEFENSE (press box stats)

TITANS – Leading Tackler: B. Bishop 6-1-7. Sacks: None. Int.: None. FF: D. Sidney 1. FR: None.
COLTS – Leading Tackler: M. Barber 9-1-10. Sacks: None. Int.: None. FF: None. FR: M. Thomas 1.

PLAYOFF GAME SUMMARIES

AFC CHAMPIONSHIP GAME – 1999
Tennessee 33, Jacksonville 14
January 23, 2000 • Alltel Stadium

The Titans advanced to the Super Bowl for the first time in franchise history by defeating the Jacksonville Jaguars for the third time in the same season, 33-14, at Alltel Stadium. Steve McNair ran for 91 yards and two second-half touchdowns, combining with Eddie George for 177 yards rushing on the afternoon. The Titans' defense turned in a dominant performance, forcing six Jacksonville turnovers, including two fumbles and two interceptions from Mark Brunell. Jacksonville led 14-7 on a 33-yard TD run by James Stewart. But the Titans then scored 26 unanswered points, including an Al Del Greco 34-yard field goal that cut the Jaguar lead to 14-10 at halftime. McNair scored on a 1-yard run with 9:24 remaining in the third quarter, and after Mark Brunell was dropped for a safety, Derrick Mason ran the ensuing free kick 80 yards for a touchdown. McNair scored his second touchdown of the game with seven minutes remaining, sealing the 33-14 outcome. The win gave the Titans their first AFC Championship since the AFL-NFL merger, and advanced them to Super Bowl XXXIV against St. Louis.

Jacksonville	7	7	0	0	14
Tennessee	7	3	16	7	33

TEAM	SCORING PLAY	QTR-LEFT
Jaguars	K. Brady 7 pass from M. Brunell (M. Hollis kick)	1-11:20
Titans	Y. Thigpen 9 pass from S. McNair (A. Del Greco kick)	1-5:30
Jaguars	J. Stewart 33 run (M. Hollis kick)	2-4:36
Titans	A. Del Greco 34 field goal	2-0:20
Titans	S. McNair 1 run (A. Del Greco kick)	3-9:24
Titans	M. Brunell sacked by J. Evans & J. Fisk for safety	3-5:13
Titans	D. Mason 80 kickoff return (A. Del Greco kick)	3-4:56
Titans	S. McNair 1 run (A. Del Greco kick)	4-6:59

Missed FG: None
Attendance: 75,206

	Jaguars	Titans
First downs	20	17
3rd-down conversion-att	3-10-30%	3-10-30%
4th-down conversion-att	0-2-0%	0-0-0%
Total yards	360	289
Rushing yards	144	177
Passing yards	216	112
Passes-comp.-Int.	38-19-2	23-14-1
Punts-avg.	3-45.3	5-39.8
Punt return yards	3-2	2-14
Kickoff return yards	6-80	4-174
Fumbles-lost	5-4	5-3
Penalties-yards	9-100	5-39
Field goals made-att	0-0	1-1
Time of possession	28:24	31:36

RUSHING									
TITANS	Att	Yds	Lg	TD	JAGUARS	Att	Yds	Lg	TD
S. McNair	9	91	51	2	F. Taylor	19	110	31	0
E. George	25	86	20	0	J. Stewart	3	35	33	1
					M. Brunell	1	-1	-1	0
TOTALS	34	177	51	2	TOTALS	23	144	33	1

PASSING									
TITANS	Att	Cmp	Yds	TD-I	JAGUARS	Att	Cmp	Yds	TD-I
S. McNair	23	14	112	1-1	M. Brunell	38	19	226	1-2
TOTALS	23	14	112	1-1	TOTALS	38	19	226	1-2

RECEIVING									
TITANS	Rec	Yds	Lg	TD	JAGUARS	Rec	Yds	Lg	TD
J. Harris	3	33	15	0	K. McCardell	6	67	18	0
E. George	3	19	15	0	J. Smith	5	92	37	0
I. Byrd	2	19	11	0	K. Brady	5	44	17	1
Y. Thigpen	2	16	9	1	F. Taylor	2	16	9	0
F. Wycheck	2	12	8	0	D. Jones	1	7	7	0
K. Dyson	1	12	1	0					
L. Neal	1	1	1	0					
TOTALS	14	112	15	1	TOTALS	19	226	37	1

INDIVIDUAL DEFENSE (press box stats)

TITANS – Leading Tackler: E. Robinson 6-1-7. Sacks: B. Bishop 1.0, K. Holmes 1.0, J. Evans 0.5, J. Fisk 0.5. Int.: M. Robertson 1, D. Mitchell 1. FF: E. Robinson 2, B. Bishop 1, K. Holmes 1. FR: D. Walker 1, J. Kearse 1, J. Fisk 1.
JAGUARS– Leading Tackler: K. Hardy 6-4-10. Sacks: T. Brackens 1.0. Int.: F. Bryant 1. FF: T. Brackens 1, L. Marts 1, K. Hardy 1. FR: L. Marts 1, T. Brackens 1.

SUPER BOWL XXXIV – 1999
St. Louis 23, Tennessee 16
January 30, 2000 • Georgia Dome

The Titans' magical season ended at the Georgia Dome, as receiver Kevin Dyson was stopped just short of the goal line on the game's last play by Rams linebacker Mike Jones in a 23-16 St. Louis victory. The play ended an inspired two-minute drive led by Steve McNair, who broke Super Bowl records for rushing yards by a quarterback in both one game and one play for the Titans. The Rams held a 9-0 lead at halftime, extending their lead to 16-0 on a nine yard TD reception by Torry Holt with 7:20 left in the third quarter. The Titans charged back on two touchdown runs by Eddie George, and tied the score at 16 on a 43-yard Al Del Greco field goal with 2:12 remaining. On the first play of the ensuing drive, Isaac Bruce broke free and scored on a 73-yard touchdown pass from Kurt Warner, giving the Rams a seven-point advantage. McNair then led a 12-play, 87-yard drive that culminated in the completion to Dyson. McNair's prolific day included 64 yards rushing. George, meanwhile, rushed for 95 yards to become the Titans' career playoff rushing leader.

St. Louis	3	6	7	7	23
Tennessee	0	0	6	10	16

TEAM	SCORING PLAY	QTR-LEFT
Rams	J. Wilkins 27 yd. field goal	1-3:00
Rams	J. Wilkins 29 yd. field goal	2-4:16
Rams	J. Wilkins 28 yd. field goal	2-0:15
Rams	T. Holt 9 yd. pass from K. Warner (J. Wilkins kick)	3-7:20
Titans	E. George 1 yd. run (two-pt attempt failed)	3-0:14
Titans	E. George 2 yd. run (A. Del Greco kick)	4-7:21
Titans	Del Greco 43 yd. field goal	4-2:12
Rams	I. Bruce 73 yd. pass from K. Warner (J. Wilkins kick)	4-1:54

Missed FG: J. Wilkins 34WR, A. Del Greco 47WL, 47B
Attendance: 72,625

	Rams	Titans
First downs	23	27
3rd-down conversion-att	5-12-42%	6-13-46%
4th-down conversion-att	0-1-0%	1-1-100%
Total yards	436	367
Rushing yards	29	159
Passing yards	407	208
Passes-comp.-Int.	45-24-0	36-22-0
Punts-avg.	2-38.2	3-43
Punt return yards	2-8	1-1
Kickoff return yards	4-55	5-122
Fumbles-lost	2-0	1-0
Penalties-yards	8-60	7-45
Field goals made-att	3-4	1-3
Time of possession	23:34	36:26

RUSHING											
TITANS	Att	Yds	Lg	TD	RAMS	Att	Yds	Lg	TD		
E. George	28	95	13	2	M. Faulk	10	17	4	0		
S. McNair	8	64	23	0	R. Holcombe	1	11	11	0		
					K. Warner	1	1	1	0		
					M. Horan	1	0	0	0		
TOTALS	36	159	23	2	TOTALS	13	29	11	0		

PASSING											
TITANS	Att	Cmp	Yds	TD-I	RAMS	Att	Cmp	Yds	TD-I		
S. McNair	36	22	214	0-0	K. Warner	45	24	414	2-0		
TOTALS	36	22	214	0-0	TOTALS	45	24	414	2-0		

RECEIVING											
TITANS	Rec	Yds	Lg	TD	RAMS	Rec	Yds	Lg	TD		
J. Harris	7	64	21	0	T. Holt	7	109	32	1		
F. Wycheck	5	35	13	0	I. Bruce	6	162	73	1		
K. Dyson	4	41	16	0	M. Faulk	5	90	52	0		
E. George	2	35	32	0	A. Hakim	1	17	17	0		
I. Byrd	2	21	21	0	E. Conwell	1	16	16	0		
D. Mason	2	18	9	0	R. Proehl	1	11	11	0		
					R. Williams	1	9	9	0		
					R. Holcombe	1	1	1	0		
					F. Miller	1	-1	-1	0		
TOTALS	22	214	32	0	TOTALS	24	414	73	2		

INDIVIDUAL DEFENSE (press box stats)

TITANS – Leading Tackler: B. Bishop 4-1-5, A. Dorsett 1-4-5. Sacks: J. Fisk 1.0. Int.: None. FF: None. FR: None.
RAMS– Leading Tackler: B. Jenkins 9-3-12. Sacks: K. Carter 1.0. Int.: None. FF: B. Jenkins 1. FR: None.

PLAYOFF GAME SUMMARIES

AFC DIVISIONAL PLAYOFF GAME – 2000 Baltimore 24, Tennessee 10 January 7, 2001 • Adelphia Coliseum

The Baltimore Ravens used big plays on defense and special teams to advance to the AFC Championship Game with a 24-10 victory over the Tennessee Titans at Adelphia Coliseum. Anthony Mitchell returned a blocked Al Del Greco field goal attempt 90 yards for a touchdown to break a 10-10 tie, and NFL Defensive Player of the Year Ray Lewis returned an interception 50 yards for a touchdown to seal Baltimore's win with 6:41 remaining in the fourth quarter. The Titans took control of the game early, as Eddie George capped off an opening drive that spanned 11 plays and 58 yards with a two-yard touchdown run. Regardless of the final score, it was a dominant performance by the Tennessee defense, as they held the Ravens to six first downs, 134 total yards, and only five completions by Baltimore quarterback Trent Dilfer. Offensively, the Titans dominated Baltimore in first downs (23 to 6), rushing yards (126 to 49) and passing yards (191 to 85), but Baltimore's big plays were ultimately too much to overcome. The loss ended the Titans' reign as AFC Champions and their season at 13-4.

Baltimore	0	7	3	14	24
Tennessee	7	0	3	0	10

TEAM	SCORING PLAY	QTR-LEFT
Titans	E. George 2 run (A. Del Greco kick)	1-7:43
Ravens	Ja. Lewis 1 run (M. Stover kick)	2-9:46
Titans	A. Del Greco 21 field goal	3-8:14
Ravens	M. Stover 38 field goal	3-3:05
Ravens	A. Mitchell 90 field goal return (M. Stover kick)	4-12:12
Ravens	R. Lewis 50 interception return (M. Stover kick)	4-6:41

Missed FG: A. Del Greco 45B, 31LU, 37B

Attendance: 68,527

	Ravens	Titans
First downs	6	23
3rd-down conversion-att	2-11-18%	5-16-31%
4th-down conversion-att	0-0-0%	0-2-0%
Total yards	134	317
Rushing yards	49	126
Passing yards	85	191
Passes-comp.-Int.	17-5-0	47-25-1
Punts-avg.	8-27.6	5-37.8
Punt return yards	1-4	2-5
Kickoff return yards	3-69	4-55
Fumbles-lost	0-0	0-0
Penalties-yards	7-50	6-55
Field goals made-att	1-1	1-4
Time of possession	19:31	40:29

RUSHING									
TITANS	Att	Yds	Lg	TD	RAVENS	Att	Yds	Lg	TD
E. George	27	91	15	1	Ja. Lewis	17	47	14	1
S. McNair	5	31	11	0	T. Dilfer	4	1	4	0
R. Thomas	1	4	4	0	Je. Lewis	1	1	1	0
					S. Gash	1	0	0	0
TOTALS	33	126	15	1	TOTALS	23	49	14	1

PASSING									
TITANS	Att	Cmp	Yds	TD-I	RAVENS	Att	Cmp	Yds	TD-I
S. McNair	46	24	176	0-1	T. Dilfer	16	5	117	0-0
N. O'Donnell	1	1	19	0-0	T. Banks	1	0	0	0-0
TOTALS	47	25	195	0-1	TOTALS	17	5	117	0-0

RECEIVING									
TITANS	Rec	Yds	Lg	TD	RAVENS	Rec	Yds	Lg	TD
E. George	8	5	10	0	Q. Ismail	3	53	33	0
D. Mason	7	88	19	0	S. Sharpe	1	56	56	0
F. Wycheck	5	31	13	0	B. Stokley	1	8	8	0
Y. Thigpen	3	25	11	0					
E. Kinney	1	9	9	0					
S. McNair	1	-10	-10	0					
TOTALS	25	195	19	0	TOTALS	5	117	56	0

INDIVIDUAL DEFENSE (press box stats)

TITANS – Leading Tackler: R. Godfrey 7-2-9. Sacks: R. Godfrey 1.0, J. Fisk 1.0, H. Ford 1.0. Int.: None. FF: None. FR: None.

RAVENS – Leading Tackler: R. Lewis 9-3-12. Sacks: S. Adams 1.0. Int.: R. Lewis 1. FF: None. FR: None.

AFC DIVISIONAL PLAYOFF GAME – 2002 Tennessee 34, Pittsburgh 31 (OT) January 11, 2003 • Adelphia Coliseum

Joe Nedney got a chance for redemption and made a 26-yard field goal 2:15 into overtime that gave the Titans a bruising 34-31 playoff victory over the Pittsburgh Steelers. The kick was the result of a penalty on the previous play by cornerback Dewayne Washington. He drew a 5-yard flag for running into Nedney, giving the kicker another chance after he hooked a 31-yard attempt wide right. Titans quarterback Steve McNair passed for 338 yards and two touchdowns in the game, while tight end Frank Wycheck set a career high with 123 yards on 10 receptions. The Titans scored the game's first 14 points on McNair and Eddie George runs before the Steelers responded with 20 unanswered points. Wycheck and Erron Kinney each caught touchdown passes in the second half. Nedney's game-winner gave the Titans their first victory in four playoff games against Pittsburgh and propelled them into the AFC Championship Game at Oakland.

Pittsburgh	0	13	7	11	0	31
Tennessee	14	0	14	3	3	34

TEAM	SCORING PLAY	QTR-LEFT
Titans	S. McNair 8 run (J. Nedney kick)	1-11:01
Titans	E. George 1 run (J. Nedney kick)	1-0:17
Steelers	H. Ward 8 pass from T. Maddox (J. Reed kick)	2-9:29
Steelers	J. Reed 30 field goal	2-6:47
Steelers	J. Reed 39 field goal	2-0:00
Steelers	A. Zereoue 31 run (J. Reed kick)	3-14:37
Titans	F. Wycheck 7 pass from S. McNair (J. Nedney kick)	3-9:37
Titans	E. Kinney 2 pass from S. McNair (J. Nedney kick)	3-4:38
Steelers	H. Ward 21 pass from T. Maddox (H. Ward to P. Burress pass)	4-10:09
Steelers	J. Reed 40 yd. field goal	4-8:30
Titans	J. Nedney 42 yd. field goal	4-5:40
Titans	J. Nedney 26 yd. field goal	5-12:45

Missed FG: J. Reed 44WL, J. Nedney 48WR

Attendance: 68,809

	Steelers	Titans
First downs	21	29
3rd-down conversion-att	4-14-29%	12-18-67%
4th-down conversion-att	0-0-0%	1-1-100%
Total yards	324	430
Rushing yards	67	99
Passing yards	257	331
Passes-comp.-Int.	42-21-1	45-27-2
Punts-avg.	6-31.8	4-28.8
Punt return yards	2-14	1-9
Kickoff return yards	6-138	7-116
Fumbles-lost	0-0	2-2
Penalties-yards	6-41	8-92
Field goals made-att	3-4	2-3
Time of possession	24:43	37:32

RUSHING									
TITANS	Att	Yds	Lg	TD	STEELERS	Att	Yds	Lg	TD
E. George	15	33	9	1	A. Zereoue	14	49	31	1
S. McNair	8	29	8	1	A. Randle El	1	11	11	0
D. Mason	2	20	16	0	J. Bettis	3	6	4	0
R. Holcombe	11	17	11	0	H. Ward	2	1	1	0
TOTALS	36	99	16	2	TOTALS	20	67	31	1

PASSING									
TITANS	Att	Cmp	Yds	TD-I	STEELERS	Att	Cmp	Yds	TD-I
S. McNair	44	27	338	2-2	T. Maddox	41	21	266	2-1
N. O'Donnell	1	0	0	0-0	A. Randle El	1	0	0	0-0
TOTALS	45	27	338	2-0	TOTALS	42	21	266	2-1

RECEIVING									
TITANS	Rec	Yds	Lg	TD	STEELERS	Rec	Yds	Lg	TD
F. Wycheck	10	123	39	1	H. Ward	7	82	21	2
D. Bennett	7	85	20	0	A. Randle El	4	53	30	0
D. Mason	5	47	18	0	T. Mathis	3	40	22	0
J. McCareins	2	53	31	0	P. Burress	2	62	40	0
E. Kinney	2	20	18	1	D. Kreider	2	14	8	0
R. Holcombe	1	10	10	0	A. Zereoue	2	10	6	0
					C. Ma'afala	1	5	5	0
TOTALS	27	338	39	2	TOTALS	21	266	40	2

INDIVIDUAL DEFENSE (press box stats)

TITANS – Leading Tackler: K. Bulluck 5-4-9. Sacks: D. Mitchell 1.0. Int.: S. Rolle 1. FF: None. FR: None.

STEELERS – Leading Tackler: L. Flowers 9-2-11, L. Foote 7-4-11. Sacks: K. Von Oelhoffen 1.0. Int.: D. Townsend 1, C. Scott 1. FF: C. Hampton 1. FR: L. Flowers 1, A. Smith 1.

PLAYOFF GAME SUMMARIES

AFC CHAMPIONSHIP GAME – 2002 Oakland 41, Tennessee 24

January 19, 2003 • Network Associates Stadium

The Raiders scored 14 unanswered points in the fourth quarter, closing out the Titans 41-24 to advance to Super Bowl XXXVII against Tampa Bay. Steve McNair's second rushing touchdown of the game pulled Tennessee within 27-24 at the end of the third quarter, but Rich Gannon scored on a 2-yard run and Zack Crockett added a 7-yard scoring run, ending a drive that consumed 6:29 on the clock late in the contest. The game's momentum changed before halftime when Oakland turned back-to-back fumbles by Tennessee into 10 points to close out the first half, taking a 24-17 lead at intermission. The Titans had scored 10 unanswered points to take their first lead of the game, 17-14, on McNair's 9-yard rushing touchdown. But a fumble by Robert Holcombe turned into a 1-yard touchdown pass from Gannon to Doug Jolley two plays later. Then John Simon fumbled the ensuing kickoff which Sebastian Janikowski turned into a 43-yard field goal as time expired at intermission.

Tennessee 7	10	7	0	24
Oakland 14	10	3	14	41

TEAM	SCORING PLAY	QTR-LEFT
Raiders	J. Porter 3 pass from R. Gannon (S. Janikowski kick)	1-10:59
Titans	D. Bennett 33 pass from S. McNair (J. Nedney kick)	1-5:59
Raiders	C. Garner 12 pass from R. Gannon (S. Janikowski kick)	1-2:47
Titans	J. Nedney 29 field goal	2-12:39
Titans	S. McNair 9 run (J. Nedney kick)	2-2:47
Raiders	S. Jolley 1 pass from R. Gannon (S. Janikowski kick)	2-1:00
Raiders	S. Janikowski 43 field goal	2-0:00
Raiders	S. Janikowski 32 field goal	3-4:29
Titans	S. McNair 13 run (C. Hentrich kick)	3-0:31
Raiders	R. Gannon 2 run (S. Janikowski kick)	4-11:27
Raiders	Z. Crockett 7 run (S. Janikowski kick)	4-3:25

Missed FG: None
Attendance: 62,544

	Raiders	Titans
First downs	25	28
3rd-down conversion-att	4-9-44%	6-12-50%
4th-down conversion-att	0-0-0%	0-2-0%
Total yards	375	312
Rushing yards	89	138
Passing yards	286	174
Passes-comp.-Int.	41-29-0	36-21-0
Punts-avg.	3-40	3-32.0
Punt return yards	0-0	1-11
Kickoff return yards	5-143	7-131
Fumbles-lost	3-1	2-2
Penalties-yards	14-127	7-60
Field goals made-att	2-2	1-1
Time of possession	26:25	33:35

RUSHING									
TITANS	Att	Yds	Lg	TD	RAIDERS	Att	Yds	Lg	TD
E. George	15	67	17	0	R. Gannon	8	41	14	1
S. McNair	5	53	16	2	C. Garner	7	36	18	0
R. Holcombe	9	24	7	0	Z. Crockett	1	7	7	1
C. Hentrich	1	-6	-6	0	T. Wheatley	1	5	5	0
TOTALS	30	138	17	2	TOTALS	17	89	18	2

PASSING									
TITANS	Att	Cmp	Yds	TD-I	RAIDERS	Att	Cmp	Yds	TD-I
S. McNair	36	21	194	1-0	R. Gannon	41	29	286	3-0
TOTALS	36	21	194	1-0	TOTALS	41	29	286	3-0

RECEIVING									
TITANS	Rec	Yds	Lg	TD	RAIDERS	Rec	Yds	Lg	TD
D. Mason	5	41	14	0	T. Brown	9	73	14	0
R. Holcombe	5	25	9	0	C. Garner	7	55	17	1
F. Wycheck	4	41	18	0	J. Rice	5	79	29	0
D. Bennett	3	58	33	1	J. Porter	4	52	31	1
E. Kinney	2	15	14	0	D. Jolley	3	13	7	1
E. George	1	9	9	0	J. Ritchie	1	14	14	0
E. Berlin	1	5	5	0					
TOTALS	21	194	33	1	TOTALS	29	286	31	3

INDIVIDUAL DEFENSE (press box stats)

TITANS – Leading Tackler: D. Mitchell 7-1-8. Sacks: None. Int.: None. FF: T. Williams 1, K. Carter 1. FR: S. Rolle 1.

RAIDERS – Leading Tackler: E. Barton 7-1-8, C. Woodson 5-3-8. Sacks: N. Harris 1, J. Parrella 1. Int.: None. FF: E. Barton 1. FR: A. Dorsett 1.

AFC WILD CARD PLAYOFF GAME – 2003 Tennessee 20, Baltimore 17

January 3, 2004 – M&T Bank Stadium

NFL career scoring leader Gary Anderson kicked a 46-yard field goal with 29 seconds left after a courageous effort by a limping Steve McNair, giving the Titans a 20-17 victory in the first-round AFC Wild Card playoff game. McNair, named the league's co-MVP just 24 hours before kickoff, engineered an eight-play, 35-yard drive to set up the winning kick, and Eddie George finished with 88 yards on 25 carries, despite playing with a dislocated shoulder in the second half. In the process, Tennessee snapped a five-game losing streak against the Ravens. The Titans held 2003 NFL rushing champion Jamal Lewis to a season-low 35 yards. The Titans got the better of Ravens linebacker Ray Lewis, the AP NFL Defensive Player of the Year. George ran repeatedly at him all game, dispelling any myth that Lewis owned the 1-on-1 battle. The Titans took a 14-10 lead in the third quarter when McNair threw a 49-yard touchdown pass to Justin McCareins. Tennessee took a 7-0 lead in the first quarter on Chris Brown's first career touchdown from six yards out. The Titans held Lewis to 12 yards rushing on seven carries in the first half and outgained Baltimore 108-15 in the first quarter.

Tennessee 7	0	7	6	20
Baltimore 7	3	0	7	17

TEAM	SCORING PLAY	QTR-LEFT
Titans	C. Brown 6 run (G. Anderson kick)	1-8:54
Ravens	W. Demps 56 interception return (M. Stover kick)	1-6:12
Ravens	M. Stover 43 field goal	2-1:55
Titans	J. McCareins 49 pass from S. McNair (G. Anderson kick)	3-7:59
Titans	G. Anderson 45 field goal	4-9:13
Ravens	T. Heap 35 pass from A. Wright (M. Stover kick)	4-4:30
Titans	G. Anderson 46 field goal	4-0:29

Missed FG: None
Attendance: 69,452

	Ravens	Titans
First downs	12	16
3rd-down conversion-att	3-12-25%	6-15-40%
4th-down conversion-att	0-0-0%	0-0-0%
Total yards	255	324
Rushing yards	54	165
Passing yards	201	159
Passes-comp.-Int.	37-20-2	23-14-3
Punts-avg.	8-48.8	6-44.7
Punt return yards	2-2	6-70
Kickoff return yards	4-79	4-61
Fumbles-lost	1-0	0-0
Penalties-yards	8-70	6-55
Field goals made-att	1-1	2-2
Time of possession	24:52	35:08

RUSHING									
TITANS	Att	Yds	Lg	TD	RAVENS	Att	Yds	Lg	TD
E. George	25	88	13	0	J. Lewis	14	35	8	0
C. Brown	11	61	16	1	A. Wright	2	19	11	0
S. McNair	4	16	9	0					
TOTALS	40	165	16	1	TOTALS	16	54	11	0

PASSING									
TITANS	Att	Cmp	Yds	TD-I	RAVENS	Att	Cmp	Yds	TD-I
S. McNair	23	14	159	1-3	A. Wright	37	20	214	1-2
TOTALS	23	12	159	1-3	TOTALS	37	20	214	1-2

RECEIVING									
TITANS	Rec	Yds	Lg	TD	RAVENS	Rec	Yds	Lg	TD
D. Mason	3	28	12	0	T. Taylor	7	82	30	0
J. McCareins	2	62	49	1	T. Heap	6	80	35	1
F. Wycheck	2	17	14	0	C. Taylor	2	19	16	0
E. Kinney	2	12	6	0	T. Jones	2	16	9	0
E. George	2	9	6	0	J. Lewis	2	4	6	0
D. Bennett	1	17	17	0	M. Robinson	1	13	13	0
T. Calico	1	12	12	0					
C. Brown	1	2	2	0					
TOTALS	14	159	49	1	TOTALS	20	214	35	1

INDIVIDUAL DEFENSE (press box stats)

TITANS – Leading Tackler: K. Bulluck 8-0-8. Sacks: A. Haynesworth 1.0, K. Carter 1. Int.: S. Rolle 1, A. Dyson 1. FF: None. FR: None.

RAVENS – Leading Tackler: R. Lewis 11-6-17. Sacks: None. Int.: W. Demps 1, C. McAlister 1, E. Reed 1. FF: None. FR: None.

PLAYOFF GAME SUMMARIES

AFC DIVISIONAL PLAYOFF GAME – 2003
New England 17, Tennessee 14
January 10, 2004 – Gillette Stadium

NFL co-MVP Steve McNair almost single-handedly took Tennessee downfield in the final minutes. But the man playing with a cracked bone spur in his left ankle saw his final pass fall in and out of the hands of Drew Bennett with 1:45 remaining in a 17-14 playoff loss to the eventual Super Bowl champion New England Patriots. The Titans (13-5) were trying to return to the AFC Championship for the third time in five seasons, and McNair nearly got them there. He tied the game with an 11-yard touchdown pass to Derrick Mason in the third quarter on a drive in which he was a perfect five of five for 59 yards. But the Titans came up just short on the final drive that included a pair of controversial calls against Tennessee. The game-time temperature at kickoff was four degrees with a wind-chill of minus 10. Winds were blowing at 10 mph. It marked the coldest game in both Patriots and Titans history. Rookie running back Chris Brown scored his second career touchdown – and second of the post-season – when he crossed the end zone from five yards out to tie the game at 7 in the first quarter.

Tennessee 7	0	7	0	14
New England 7	7	0	3	17

TEAM	SCORING PLAY	QTR-LEFT
Patriots	B. Johnson 41 pass from T. Brady (A. Vinatieri kick)	1-10:59
Titans	C. Brown 5 run (G. Anderson kick)	1-7:31
Patriots	A. Smith 1 run (A. Vinatieri kick)	2-13:46
Titans	D. Mason 11 pass from S. McNair (G. Anderson kick)	3-4:14
Patriots	A. Vinatieri 46 yd. field goal	4-4:06

Missed FG: G. Anderson 31B, A. Vinatieri 44WL
Attendance: 68,436

	Patriots	Titans
First downs	18	16
3rd-down conversion-att	7-16-44%	7-13-54%
4th-down conversion-att	2-3-67%	0-1-0%
Total yards	297	284
Rushing yards	96	84
Passing yards	201	200
Passes-comp.-Int.	41-21-0	26-18-1
Punts-avg.	4-27.0	4-34.0
Punt return yards	1-9	0-0
Kickoff return yards	3-48	4-92
Fumbles-lost	1-1	0-0
Penalties-yards	2-14	9-55
Field goals made-att	1-2	0-1
Time of possession	28:02	31:58

RUSHING									
TITANS	Att	Yds	Lg	TD	PATRIOTS	Att	Yds	Lg	TD
E. George	16	48	9	0	A. Smith	16	69	17	1
C. Brown	7	35	13	1	K. Faulk	5	22	8	0
S. McNair	2	11	12	0	T. Brady	5	5	5	0
F. Wycheck	1	-10	-10	0	L. Centers	1	0	0	0
TOTALS	26	84	13	1	TOTALS	27	96	17	1

PASSING									
TITANS	Att	Cmp	Yds	TD-I	PATRIOTS	Att	Cmp	Yds	TD-I
S. McNair	26	18	210	1-1	T. Brady	41	21	201	1-0
TOTALS	26	18	210	1-1	TOTALS	41	21	201	1-0

RECEIVING									
TITANS	Rec	Yds	Lg	TD	PATRIOTS	Rec	Yds	Lg	TD
D. Mason	7	90	28	1	D. Givens	4	26	8	0
D. Bennett	3	48	24	0	C. Fauria	3	42	19	0
J. McCareins	2	21	11	0	K. Faulk	3	31	19	0
F. Wycheck	2	9	6	0	D. Branch	3	10	6	0
E. George	2	7	4	0	B. Johnson	2	55	41	1
T. Calico	1	30	30	0	T. Brown	2	11	7	0
E. Kinney	1	5	5	0	D. Ward	1	22	22	0
					L. Centers	1	4	4	0
					A. Smith	1	1	1	0
					D. Graham	1	-1	-1	0
TOTALS	18	210	30	1	TOTALS	21	201	41	1

INDIVIDUAL DEFENSE (press box stats)

TITANS – Leading Tackler: P. Sirmon 9-3-12. Sacks: None. Int.: None. FF: K. Carter 1. FR: C. Hall 1.

PATRIOTS – Leading Tackler: T. Bruschi 5-4-9. Sacks: W. McGinest 2.0, M. Vrabel 1.0. Int.: R. Harrison 1. FF: None. FR: None.

AFC WILD CARD – 2007
Chargers 17, Titans 6
January 6, 2008 – Qualcomm Stadium

A pair of Rob Bironas field goals and a defense that held San Diego to 94 first-half yards enabled the Titans to take a 6-0 halftime lead in their first playoff game in four years. But San Diego scored 17 unanswered points in the second half, exploding for 256 yards, in a 17-6 victory at Qualcomm Stadium. Running back LaDainian Tomlinson was held to 42 yards, but got to celebrate the first playoff victory in three tries in his brilliant career. The Titans bottled up Tomlinson, the two-time NFL rushing champion, and dared quarterback Philip Rivers to beat them. The second-year starter did just that, throwing a 25-yard touchdown pass to Vincent Jackson late in the third quarter that gave San Diego its first lead at 10-6. Tomlinson finally found the end zone midway through the fourth quarter on a fourth-down leap over the pile from inside the 1-yard line that survived a video replay. Tennessee's defense dominated in the first half, holding San Diego to just 10 total yards and without a first down in the first quarter.

Tennessee 3	3	0	0	6
San Diego 0	0	10	7	17

TEAM	SCORING PLAY	QTR-LEFT
Titans	R. Bironas 30 field goal	1- 9:37
Titans	R. Bironas 44 field goal	2- 0:00
Chargers	N. Kaeding 20 field goal	3- 9:41
Chargers	V. Jackson 25 pass from P. Rivers (N. Kaeding kick)	3- 2:35
Chargers	L. Tomlinson 1 run (N. Kaeding kick)	4- 8:45

Missed FG: Kaeding, SD (45WR); Bironas, Tenn. (38WL)
Attendance: 65,640

	Titans	Chargers
First downs	15	17
3rd-down conversion-att	9-16-56%	8-15-53%
4th-down conversion-att	0-0-0%	1-1-100%
Total yards	248	350
Rushing yards	119	68
Passing yards	129	282
Passes-comp.-Int.	29-16-1	30-19-1
Sacked-yards	3-9	1-10
Punts-avg.	5-39.6	4-40.8
Punt return yards	2-15	2-12
Kickoff return yards	4-71	2-40
Fumbles-lost	1-1	1-0
Penalties-yards	6-38	5-53
Field goals made-att	2-3	1-2
Time of possession	27:41	32:19

RUSHING									
TITANS	Att	Yds	Lg	TD	CHARGERS	Att	Yds	Lg	TD
L. White	19	69	13	0	L. Tomlinson	21	42	12	1
A. Hall	3	14	11	0	M. Turner	9	28	11	0
C. Brown	4	13	5	0	P. Rivers	2	-2	-1	0
V. Young	2	12	9	0					
C. Davis	1	11	11	0					
C. Henry	1	0	0	0					
TOTALS	30	119	13	0	TOTALS	32	68	12	1

PASSING									
TITANS	Att	Cmp	Yds	TD-I	CHARGERS	Att	Cmp	Yds	TD-I
V. Young	29	16	138	0-1	P. Rivers	30	19	292	1-1
TOTALS	29	16	138	0-1	TOTALS	30	19	292	1-1

RECEIVING									
TITANS	Rec	Yds	Lg	TD	CHARGERS	Rec	Yds	Lg	TD
B. Troupe	3	44	26	0	C. Chambers	6	121	39	0
E. Moulds	3	18	10	0	V. Jackson	5	114	34	1
B. Hartsock	3	16	6	0	L. Tomlinson	3	19	9	0
B. Ealy	2	17	9	0	B. Manumaleuna	2	18	9	0
C. Davis	2	11	7	0	A. Gates	2	15	16	0
J. Gage	1	19	19	0	C. Davis	1	5	5	0
A. Hall	1	16	16	0					
L. White	1	-3	-3	0					
TOTALS	16	138	26	0	TOTALS	19	292	39	1

INDIVIDUAL DEFENSE

(Opponents - press box stats; Titans - coaching stats)

TITANS – Leading Tackler: K. Bulluck 10-8-2. Sacks: C. Finnegan 1-10. Int.: C. Finnegan 1. FF: C. Finnegan 1. FR: None.

CHARGERS – Leading Tackler: S. Phillips 10-9-1. Sacks: S. Merriman 1-4, J. Cesaire 1-3, L. Castillo 1-2. Int.: D. Florence 1. FF: S. Merriman 1. FR: S. Phillips 1.

PLAYOFF GAME SUMMARIES

AFC DIVISIONAL GAME - 2008 Titans 10, Ravens 13 Saturday, Jan. 10, 2009 • LP Field

Matt Stover connected on a 43-yard field goal with under a minute to play that proved to be the difference as the Ravens defeated the Titans 13-10 in a Divisional Round playoff game at LP Field. Despite being outgained 391-211 in total yards and gaining nine first downs to Tennessee's 21, Baltimore forced three turnovers, all as the Titans were driving inside the Ravens' 30-yard line. Receiver Justin Gage caught a career-high 10 balls for 135 yards, second in his career only to his 147-yard effort in Jacksonville earlier in the season. The Titans were held without a sack for the first time since Week 8. It marked only the third time all season that the Titans did not force a turnover. Defensively, Tennessee held a Baltimore rushing attack averaging four yards-per-carry to 50 yards on 30 carries. Chris Johnson rushed for 72 yards in the first quarter before leaving the game with an injured ankle.

Baltimore	7	0	0	6	13
Tennessee	7	0	0	3	10

TEAM	SCORING PLAY	QTR-LEFT
Titans	C. Johnson 8 run (R. Bironas kick)	1- 4:38
Ravens	D. Mason 48 pass from J. Flacco (M. Stover kick)	1- 1:20
Ravens	M. Stover 21 field goal	4-14:10
Titans	R. Bironas 27 field goal	4- 4:23
Ravens	M. Stover 43 field goal	4- 0:53

Missed FG: R. Bironas, Tenn. (51WL)
Attendance: 69,143

	Ravens	Titans
First downs	9	21
3rd-down conversion-att	3-13-23%	4-14-29%
4th-down conversion-att	0-0-0%	0-2-0%
Total yards	211	391
Rushing yards	50	116
Passing yards	161	275
Passes-comp.-Int.	22-11-0	42-26-1
Sacked-yards	0-0	1-6
Punts-avg.	8-42.8	4-53.3
Punt return yards	1-29	3-8
Kickoff return yards	1-15	4-104
Fumbles-lost	0-0	5-2
Penalties-yards	8-40	12-89
Field goals made-att	2-2	1-2
Time of possession	25:53	34:07

RUSHING											
RAVENS	Att	Yds	Lg	TD	TITANS	Att	Yds	Lg	TD		
W. McGahee	12	32	11	0	C. Johnson	11	72	32	1		
L. McClain	12	12	8	0	L. White	15	45	12	0		
J. Flacco	5	5	3	0	K. Collins	1	0	0	0		
L. Neal	1	1	1	0	Q. Ganther	1	-1	-1	0		
TOTALS	30	50	11	0	TOTALS	28	116	32	1		

PASSING									
RAVENS	Att	Cmp	Yd	TD-I	TITANS	Att	Cmp	Yd	TD-I
J. Flacco	22	11	161	1-0	K. Collins	42	26	281	0-1
TOTALS	22	11	161	1-0	TOTALS	42	26	281	0-1

RECEIVING									
RAVENS	Rec	Yds	Lg	TD	TITANS	Rec	Yds	Lg	TD
D. Mason	5	78	48	1	J. Gage	10	135	24	0
M. Clayton	2	45	37	0	L. White	4	35	19	0
T. Heap	1	23	23	0	B. Scaife	4	23	14	0
L. Neal	1	7	7	0	J. McCareins	2	24	17	0
D. Wilcox	1	4	4	0	B. Jones	2	16	11	0
W. McGahee	1	4	4	0	A. Crumpler	2	9	7	0
					C. Johnson	1	28	28	0
					A. Hall	1	11	11	0
TOTALS	11	161	48	1	TOTALS	26	281	28	0

INDIVIDUAL DEFENSE

(Titans - Coaching Stats; Opponents - Press Box Stats)

TITANS – Leading Tacklers: Bulluck 8-5-3. Sacks: None. Int.: None. FF: None. FR: None.

RAVENS – Leading Tacklers: R. Lewis 11-8-3, B. Scott 11-9-2. Sacks: T. Suggs 1. Int.: S. Rolle 1. FF: Johnson 1, Leonhard 1, Lewis 1. FR: Leonhard 1, Washington 1.

PLAYOFF GAME SUMMARIES



Titans 22, Chiefs 21 Wild Card • Saturday, Jan. 6, 2018 • 3:35 p.m. CT • Arrowhead Stadium

GAME RECAP

In Week 1 of the 2017 playoffs, the Titans traveled to Kansas City to face the Chiefs on Wild Card weekend. Tennessee scored 19 unanswered points in the second half and did not allow the Chiefs to score in the third or fourth quarter, as the Titans won by a score of 22-21 and advanced to the Divisional Round.

Both the Chiefs and Titans punted on their opening possessions. On Kansas City's second possession, Chiefs QB **Alex Smith** drove his offense down the field with help by a 45-yard reception from Chiefs WR **Tyreek Hill** and a 27-yard reception from Chiefs TE **Travis Kelce**. On second-and-one from the Tennessee one-yard line, Chiefs RB **Kareem Hunt** ran up the middle for a one-yard touchdown and a 7-0 Chiefs lead. On the following Kansas City possession, the Chiefs doubled their lead as Smith hit Kelce for a 13-yard touchdown to put Kansas City up, 14-0.

With the Titans offense driving in the second quarter, QB **Marcus Mariota** had the ball on the Kansas City 21-yard line. On second-and-10, he threw an interception to Chiefs CB **Marcus Peters** who returned the pick for 28 yards. However, the Tennessee defense came up big as Kansas City couldn't capitalize and was forced to punt. As the Titans regained possession, Mariota connected with TE **Delanie Walker** for a 22-yard reception and WR **Corey Davis** for an 11-yard catch. The Titans entered field goal range and got on the board with a 49-yard kick, 14-3 Chiefs. Kansas City took the field and strung together a 79-yard scoring drive that culminated in a 14-yard touchdown pass from Smith to Chiefs WR **Demarcus Robinson** with three seconds left to play in the second quarter. Kansas City took a 21-3 lead into halftime.

On the Titans' first drive of the second half, Mariota led the offense into the red zone after he rushed for two first downs and RB **Derrick Henry** contributed both a 29-yard receiving and 12-yard rushing first down. On third-and-six from the Kansas City six-yard line, Mariota's pass was deflected by Chiefs CB **Darrelle Revis**, but it bounced back into Mariota's hands and he ran it in for a touchdown. Mariota became the first quarterback to catch a touchdown pass in a playoff game since the 1970 AFC-NFC merger, and he also became the first quarterback in league history to complete a touchdown pass to himself in the playoffs. Tennessee narrowed the Chiefs lead, 21-10.

The Titans had the ball at the Kansas City 35-yard line to start the fourth quarter, and on the second play Henry ran up the middle for a 35-yard touchdown. Tennessee attempted a two-point conversion but failed as they edged closer, 21-16 Kansas City. After forcing the Chiefs to punt, Tennessee regained possession and tacked on another score as Mariota hit WR **Eric Decker** for a 22-yard touchdown. The two-point conversion failed as Tennessee took the lead, 22-21.

Kansas City couldn't string together a comeback as the Titans came back from the second-largest deficit by a road team in NFL playoff history to win their first postseason contest in 14 years.

SCORING

	1	2	3	4	Final
Tennessee	0	3	7	12	22
Kansas City	14	7	0	0	21

TEAM	SCORING PLAY	TIME
Chiefs	K.Hunt 1 yd. run (H.Butker kick)	1-7:37
Chiefs	T.Kelce 13 yd. pass from A.Smith (H.Butker kick)	1-2:15
Titans	R.Succop 49 yd. Field Goal	2-1:55
Chiefs	D.Robinson 14 yd. pass from A.Smith (H.Butker kick)	2-0:03
Titans	M.Mariota 6 yd. pass from M.Mariota (R.Succop kick)	3-6:31
Titans	D.Henry 35 yd. run (pass failed)	4-14:08
Titans	E.Decker 22 yd. pass from M.Mariota (pass failed)	4-6:06

Missed FGs: H. Butker 48LU

Attendance: 73,319

Time of Game: 3:14

Weather: 33° F, wind SE 10 mph

Referee: Jeff Triplette



TEAM STATISTICS

	Titans	Chiefs
TOTAL FIRST DOWNS	23	19
THIRD DOWN EFFICIENCY	8-13-62%	4-11-36%
FOURTH DOWN EFFICIENCY	0-0-0%	0-1-0%
TOTAL NET YARDS	397	325
Plays - Avg.	64-6.2	53-6.1
NET YARDS RUSHING	202	69
Rushes - Avg.	31-6.5	16-4.3
NET YARDS PASSING	195	256
Sacks - Yards Lost	2-10	4-8
PASS ATT-COMP-INT	31-19-1	33-24-0
PUNTS - Avg.	3-43.7	5-50.0
PUNT RETURNS - Yards	3-18	2-8
KICKOFF RETURNS - Yards	3-55	4-83
INTERCEPTIONS - Yards	0-0	1-28
PENALTIES Number and Yards	8-50	8-68
FUMBLES - Lost	2-1	0-0
TOUCHDOWNS	3	3
FIELD GOALS Made-Attempts	1-1	0-1
RED ZONE EFFICIENCY	1-2-50%	3-3-100%
GOAL TO GO EFFICIENCY	1-1-100%	1-1-100%
SAFETIES	0	0
GIVEAWAYS	2	0
TAKEAWAYS	0	2
TIME OF POSSESSION	32:28	27:32

TITANS STARTERS

OFFENSE		DEFENSE	
WR 18	R.Matthews	DE 94	A.Johnson
TE 82	D.Walker	DT 99	J.Casey
LT 77	T.Lewan	OLB 91	D.Morgan
LG 67	Q.Spain	ILB 59	W.Woodyard
C 60	B.Jones	ILB 54	A.Williamson
RG 64	J.Kline	OLB 98	B.Orakpo
RT 78	J.Conklin	CB 25	A.Jackson
TE 81	J.Smith	SS 37	J.Cyprien
WR 84	C.Davis	FS 31	K.Byard
QB 8	M.Mariota	CB 26	L.Ryan
RB 22	D.Henry	CB 33	T.Smith

CHIEFS STARTERS

OFFENSE		DEFENSE	
WR 10	T.Hill	LDE 95	C.Jones
LT 72	E.Fisher	NT 96	B.Logan
LG 70	B.Witzmann	RDE 97	A.Bailey
C 73	Z.Fulton	LOLB 50	J.Houston
RG 76	L.Duvernay-Tardiff	LILB 56	D.Johnson
RT 71	M.Schwartz	RILB 59	R.Ragland
TE 87	T.Kelce	ROLB 51	F.Zombo
WR 14	D.Robinson	LCB 22	M.Peters
WR 12	A.Wilson	RCB 20	S.Nelson
QB 11	A.Smith	S 38	R.Parker
RB 27	K.Hunt	S 49	D.Sorensen

TITANS INDIVIDUAL STATISTICS

Rushing	Att	Yds	Avg	Lg	TD
D.Henry	23	156	6.8	35	1
M.Mariota	8	46	5.8	17	0
Total	31	202	6.5	35	1

Passing	Att	Cmp	Yds	TD	Lg	IN	Rt
M. Mariota	31	19	205	2	29	1	88.8
Total	31	19	205	2	29	1	88.8

Receiving	No	Yds	Avg	Lg	TD
D.Walker	6	74	12.3	22	0
C.Davis	4	35	8.8	13	0
D.Henry	2	35	17.5	29	0
E.Decker	2	21	10.5	22	1
J.Smith	2	15	7.5	10	0
R.Matthews	1	15	15.0	15	0
M.Mariota	1	6	6.0	6	1
T.Taylor	1	4	4.0	4	0
Total	19	205	10.8	29	2

Interceptions	No	Yds	Avg	Lg	TD
Total	0	0	-	-	0

Leading Tacklers (Coaching Totals)

J. Casey 8-4-4; W. Woodyard 8-4-4; D. Morgan 7-5-2

Sacks: B. Orakpo 1.5; D. Morgan 1; S. Williams 1; W. Woodyard 0.5 **FF:** None **FR:** None

CHIEFS INDIVIDUAL STATISTICS

Rushing	Att	Yds	Avg	Lg	TD
K.Hunt	11	42	3.8	16	1
T.Hill	1	14	14.0	14	0
A.Smith	4	13	3.3	11	0
Total	16	69	4.3	16	1

Passing	Att	Cmp	Yds	TD	Lg	IN	Rt
A. Smith	33	24	264	2	45	0	0116.2
Total	33	24	264	2	45	0	0116.2

Receiving	No	Yds	Avg	Lg	TD
T.Hill	7	87	12.4	45	0
T.Kelce	4	66	16.5	27	1
D.Robinson	4	57	14.3	15	1
K.Hunt	3	5	1.7	7	0
A.Wilson	2	26	13.0	18	0
D.Harris	2	22	11.0	13	0
C.West	2	1	0.5	3	0
Total	24	264	11.0	45	2

Interceptions	No	Yds	Avg	Lg	TD
M. Peters	1	28	28.0	28	0
Total	1	28	28.0	28	0

Leading Tacklers (Press Box Totals)

R. Ragland 9-5-4; D. Johnson 8-6-2; F. Zombo 7-3-4

Sacks: J. Houston 1; D. Johnson 1 **FF:** K. Pierre-Louis 1 **FR:** None

PLAYOFF GAME SUMMARIES



Titans 14, Patriots 35

Divisional Round • Saturday, Jan. 13, 2018 • 8:15 p.m. ET • Gillette Stadium



GAME RECAP

In the AFC Divisional Playoff round of the 2017 season, the Titans traveled to New England to face the Patriots and were eliminated from postseason contention with a 35-14 loss.

The Titans defense forced New England to punt on both of the Patriots' first quarter possessions. On Tennessee's second possession of the game, the Titans drove efficiently down the field and constructed a 95-yard scoring drive. QB **Marcus Mariota** scrambled for two first downs, and connected with both TE **Delanie Walker** for a 36-yard pass and WR **Rishard Matthews** for an eight-yard third-down conversion pass. The drive resulted in Mariota hitting WR **Corey Davis** for a 15-yard touchdown as the Titans took an early 7-0 Titans lead.

In the second quarter, New England responded with three consecutive touchdown drives. Patriots RB **James White** scored on back-to-back possessions, first on a five-yard touchdown pass from Patriots QB **Tom Brady**, and on the ensuing drive, White rushed into the endzone for a six-yard touchdown. The Patriots got ahead, 14-7. On New England's third possession of the second quarter, Brady led the Patriots on a 91-yard scoring drive that resulted in a four-yard touchdown pass to Patriots WR **Chris Hogan**. New England took a 21-7 lead heading into halftime.

In the third quarter, Patriots RB **Brandon Bolden** rushed in a two-yard touchdown as New England increased its lead, 28-7.

On the Patriots opening drive of the fourth quarter, Brady engineered a 90-yard drive that resulted in a four-yard touchdown pass to Patriots TE **Rob Gronkowski**. New England widened its lead, 35-7. Later in the fourth quarter, Tennessee put up its second score on a 16-play drive. Mariota connected with WR **Eric Decker** for two first downs and Matthews for one first down, before linking with Davis again for an 11-yard touchdown pass. The Titans doubled their points with Davis' second score of the game, 35-14 New England.

The Titans ultimately couldn't construct a comeback and were knocked out of post-season contention with a final score of 35-14.

SCORING

	1	2	3	4	Final
Tennessee	7	0	0	7	14
New England	0	21	7	7	35

TEAM	SCORING PLAY	TIME
Titans	C.Davis 15 yd. pass from M.Mariota (R.Succop kick)	1-1:14
Patriots	J.White 5 yd. pass from T.Brady (S.Gostkowski kick)	2-13:18
Patriots	J.White 6 yd. run (S.Gostkowski kick)	2-9:20
Patriots	C.Hogan 4 yd. pass from T.Brady (S.Gostkowski kick)	2-1:52
Patriots	B.Bolden 2 yd. run (S.Gostkowski kick)	3-4:02
Patriots	R.Gronkowski 4 yd. pass from T.Brady (S.Gostkowski kick)	4-10:22
Titans	C.Davis 11 yd. pass from M.Mariota (R.Succop kick)	4-1:55

Missed FGs: S. Gostkowski 53WV
 Attendance: 65,878
 Time of Game: 3:25
 Weather: 24° F, wind NW 12 mph
 Referee: Ronald Torbert



TEAM STATISTICS

	Titans	Patriots
TOTAL FIRST DOWNS	15	31
THIRD DOWN EFFICIENCY	5-15-33%	11-17-65%
FOURTH DOWN EFFICIENCY	2-3-67%	0-0-0%
TOTAL NET YARDS	267	438
Plays - Avg.	61-4.4	80-5.5
NET YARDS RUSHING	65	101
Rushes - Avg.	16-4.1	27-3.7
NET YARDS PASSING	202	337
Sacks - Yards Lost	8-52	0-0
PASS ATT-COMP-INT	37-22-0	53-35-0
PUNTS - Avg.	7-45.1	4-42.3
PUNT RETURNS - Yards	1-0	3-27
KICKOFF RETURNS - Yards	4-83	1-27
INTERCEPTIONS - Yards	0-0	0-0
PENALTIES Number and Yards	10-62	4-37
FUMBLES - Lost	0-0	0-0
TOUCHDOWNS	2	5
FIELD GOALS Made-Attempts	0-0	0-1
RED ZONE EFFICIENCY	2-2-100%	5-5-100%
GOAL TO GO EFFICIENCY	0-0-0%	5-5-100%
SAFETIES	0	0
GIVEAWAYS	0	0
TAKEAWAYS	0	0
TIME OF POSSESSION	27:04	32:56

TITANS STARTERS

OFFENSE		DEFENSE	
WR 18	R.Matthews	DT 96	S.Williams
TE 82	D.Walker	DT 99	J.Casey
LT 77	T.Lewan	OLB 91	D.Morgan
LG 67	Q.Spain	ILB 59	W.Woodyard
C 60	B.Jones	ILB 54	A.Williamson
RG 64	J.Kline	OLB 98	B.Orakpo
RT 78	J.Conklin	CB 25	A.Jackson
WR 84	C.Davis	SS 33	T.Smith
WR 87	E.Decker	CB 26	L.Ryan
QB 8	M.Mariota	FS 31	K.Byard
RB 22	D.Henry	S 37	J.Cyprien

PATRIOTS STARTERS

OFFENSE		DEFENSE	
WR 14	B.Cooks	LE 55	E.Lee
LT 77	N.Solder	DT 93	L.Guy
LG 62	J.Thuney	DT 90	M.Brown
C 60	D.Andrews	RE 98	T.Flowers
RG 69	S.Mason	LB 53	K.Van Noy
RT 68	L.Waddle	LB 52	E.Roberts
TE 87	R.Gronkowski	RCB 24	S.Gilmore
WR 15	C.Hogan	LCB 21	M.Butler
QB 12	T.Brady	DB 25	E.Rowe
RB 33	D.Lewis	S 32	D.McCourty
WR 80	D.Amendola	S 23	P.Chung

TITANS INDIVIDUAL STATISTICS

Rushing	Att	Yds	Avg	Lg	TD
M.Mariota	4	37	9.3	11	0
D.Henry	12	28	2.3	4	0
Total	16	65	4.1	11	0

Passing	Att	Cmp	Yds	TD	Lg	IN	Rt
M. Mariota	37	22	254	2	36	0	98.3
Total	37	22	254	2	36	0	98.3

Receiving	No	Yds	Avg	Lg	TD
E.Decker	6	85	14.2	22	0
C.Davis	5	63	12.6	17	2
D.Walker	3	49	16.3	36	0
R.Matthews	3	27	9.0	12	0
D.Henry	3	21	7.0	14	0
T.Taylor	1	5	5.0	5	0
J.Smith	1	4	4.0	4	0
Total	22	254	11.5	36	2

Interceptions	No	Yds	Avg	Lg	TD
Total	0	0	-	-	0

Leading Tacklers (Coaching Totals)
 L. Ryan 11-9-2; K. Byard 10-9-1; J. Casey 6-5-1

Sacks: None **FF:** None **FR:** None

PATRIOTS INDIVIDUAL STATISTICS

Rushing	Att	Yds	Avg	Lg	TD
D.Lewis	15	62	4.1	10	0
B.Bolden	4	27	6.8	20	1
J.White	4	11	2.8	6	1
T.Brady	1	2	2.0	2	0
B.Hoyer	3	-1	-0.3	0	0
Total	27	101	3.7	20	2

Passing	Att	Cmp	Yds	TD	Lg	IN	Rt
T. Brady	53	35	337	3	31	0	102.5
Total	53	35	337	3	31	0	102.5

Receiving	No	Yds	Avg	Lg	TD
D.Amendola	11	112	10.2	25	0
D.Lewis	9	79	8.8	31	0
R.Gronkowski	6	81	13.5	27	1
J.White	4	29	7.3	14	1
B.Cooks	3	32	10.7	13	0
C.Hogan	1	4	4.0	4	1
J.Hollister	1	0	0.0	0	0
Total	35	337	9.6	31	3

Interceptions **No** **Yds** **Avg** **Lg** **TD**
Total **0** **0** **-** **-** **0**

Leading Tacklers (Press Box Totals)
 E. Rowe 5-4-1; M. Flowers 4-4-0; M. Butler 4-4-0

Sacks: G. Grissom 2; D. Wise 2; A. Butler 1; R. Jean Francois 1; M. Flowers 1; T. Flowers 1 **FF:** None **FR:** None

PLAYOFF GAME SUMMARIES



Wild Card Weekend: Titans 20, Patriots 13 Saturday, Jan. 4, 2020 • 8:25 p.m. ET • Gillette Stadium



GAME RECAP

During the 2019 playoffs on Wild Card Weekend, the Titans traveled to New England and defeated the defending Super Bowl champion Patriots by a score of 20-13. RB **Derrick Henry** set the franchise's single-game postseason record with 182 rushing yards and one touchdown on 34 carries, while the defense shut out the Patriots in the second half.

New England got on the board on their opening possession as Patriots QB **Tom Brady** led his team on an eight-play, 57-yard scoring drive that included a 21-yard pass to Patriots TE **Ben Watson** and a 29-yard catch by Patriots RB **James White**. The drive culminated in a 36-yard field goal and an early 3-0 lead. The Titans responded on their own opening possession with a scoring drive to take the lead. QB **Ryan Tannehill** engineered a 12-play, 75-yard drive that featured a combined 49 rushing yards by Henry before Tannehill connected with TE **Anthony Firkser** for a 12-yard touchdown and a 7-3 lead.

On the ensuing New England possession, the Patriots came back with a 10-play scoring drive. Patriots RB **Sony Michel** contributed a 25-yard rush and White added a 14-yard gain to help move the chains, before Patriots WR **Julian Edelman** collected a five-yard touchdown on a jet sweep. New England went ahead, 10-7.

Later in the second quarter with New England in the red zone, the Titans defense orchestrated an impressive goal line stop to force the Patriots to settle for a field goal. On New England's first down at the Tennessee one-yard line, Michel was stopped for a loss of one by LB **Rashaan Evans**. Next, Patriots RB **Rex Burkhead** was halted after a gain of one on second down, and on third down, Michel was pushed back for a loss of two yards again by Evans. New England was forced to kick a 21-yard field goal to extend the lead, 13-7. On the following Tennessee possession, the Titans retook the lead on a seven-play scoring drive. Henry accounted for all 75 yards on the drive that culminated in Henry's one-yard rushing score and a 14-13 Titans lead heading into halftime.

In the fourth quarter, with the Titans still leading by one point, New England took possession of the ball at their own one-yard line. With 15 seconds remaining, Brady dropped back to pass but the ball was intercepted by CB **Logan Ryan** and returned for a nine-yard touchdown to seal a Titans victory. Tennessee advanced to the divisional round with a 20-13 win at New England.

SCORING

	1	2	3	4	Final
Tennessee	7	7	0	6	20
New England	3	10	0	0	13

TEAM	SCORING PLAY	TIME
Patriots	N.Folk 36 yd. Field Goal	1-12:37
Titans	A.Firkser 12 yd. pass from R.Tannehill (G.Joseph kick)	1-5:39
Patriots	J.Edelman 5 yd. run (N.Folk kick)	2-14:57
Patriots	N.Folk 21 yd. Field Goal	2-2:16
Titans	D.Henry 1 yd. run (G.Joseph kick)	2-0:35
Titans	L.Ryan 9 yd. interception return (run failed)	4-0:09

Missed FGs: None
Attendance: 65,878
Time of Game: 2:57
Weather: Foggy, 44° F, wind N 4 mph
Referee: John Hussey



TEAM STATISTICS

	Titans	Patriots
TOTAL FIRST DOWNS	19	18
THIRD DOWN EFFICIENCY	6-12-50%	5-13-38%
FOURTH DOWN EFFICIENCY	0-0-0%	0-1-0%
TOTAL NET YARDS	272	307
Plays - Avg.	57-4.8	59-5.2
NET YARDS RUSHING	201	98
Rushes - Avg.	40-5.0	22-4.5
NET YARDS PASSING	71	209
Sacks - Yards Lost	1-5	0-0
PASS ATT-COMP-INT	16-9-1	37-20-1
PUNTS - Avg.	6-45.8	5-46.0
Net Punting Average	42.0	38.0
PUNT RETURNS - Yards	0-0	1-23
KICKOFF RETURNS - Yards	2-40	1-10
INTERCEPTIONS - Yards	1-9	1-0
PENALTIES Number and Yards	5-25	3-28
FUMBLES - Lost	2-0	2-1
TOUCHDOWNS	3	1
EXTRA POINTS Made-Attempts	2-3	1-1
RED ZONE EFFICIENCY	2-2-100%	1-3-33%
GOAL TO GO EFFICIENCY	1-1-100%	1-2-50%
SAFETIES	0	0
GIVEAWAYS	1	2
TAKEAWAYS	2	1
TIME OF POSSESSION	31:09	28:51

TITANS STARTERS

OFFENSE		DEFENSE	
WR 84	C.Davis	CB 35	T.Brock
TE 81	J.Smith	NT 90	D.Jones
LT 77	T.Lewan	DT 99	J.Casey
LG 76	R.Saffold	OLB 44	K.Correa
C 60	B.Jones	ILB 54	R.Evans
RG 64	N.Davis	ILB 55	J.Brown
RT 78	J.Conklin	OLB 58	H.Landry
WR 11	A.Brown	CB 26	L.Ryan
FB 41	K.Blasingame	SS 24	K.Vaccaro
QB 17	R.Tannehill	FS 31	K.Byard
RB 22	D.Henry	CB 25	A.Jackson

PATRIOTS STARTERS

OFFENSE		DEFENSE	
WR 13	P.Dorsett II	DT 93	L.Guy
LT 76	I.Wynn	DT 71	D.Shelton
LG 62	J.Thuney	RE 55	J.Simon
C 75	T.Karras	DL 91	D.Wise Jr.
RG 69	S.Mason	LB 54	D.Hightower
RT 61	M.Cannon	LB 53	K.Van Noy
WR 14	M.Sanu Sr.	LB 52	E.Roberts
WR 11	J.Edelman	RCB 24	S.Gilmore
QB 12	T.Brady	LCB 27	J.Jackson
RB 28	J.White	S 23	P.Chung
WR 15	N.Harry	S 32	D.McCourtay

TITANS INDIVIDUAL STATISTICS

Rushing	Att	Yds	Avg	Lg	TD
D.Henry	34	182	5.4	29	1
R.Tannehill	4	11	2.8	5	0
D.Lewis	2	8	4.0	6	0
Total	40	201	5.0	29	1

Passing	Att	Cmp	Yds	TD	Lg	IN	Rt
R.Tannehill	15	8	72	1	22	1	61.0
M.Mariota	1	1	4	0	4	0	83.3
Total	16	9	76	1	22	1	63.5

Receiving	No	Yds	Avg	Lg	TD
A.Firkser	2	23	11.5	12	1
M.Pruitt	2	4	2.0	4	0
D.Henry	1	22	22.0	22	0
J.Smith	1	9	9.0	9	0
D.Lewis	1	8	8.0	8	0
T.Sharpe	1	6	6.0	6	0
A.Brown	1	4	4.0	4	0
Total	9	76	8.4	22	1

Interceptions	No	Yds	Avg	Lg	TD
L. Ryan	1	9	9.0	9	1
Total	1	9	9.0	9	1

Leading Tacklers (Coaching Totals)
 R. Evans 12-8-4; L. Ryan 8-4-4; K. Vaccaro 7-3-4

Sacks: None
FF: None **FR:** None

PATRIOTS INDIVIDUAL STATISTICS

Rushing	Att	Yds	Avg	Lg	TD
S.Michel	14	61	4.4	25	0
J.White	1	14	14.0	14	0
J.Edelman	2	12	6.0	7	1
N.Harry	1	7	7.0	7	0
R.Burkhead	3	4	1.3	4	0
E.Roberts	1	0	0.0	0	0
Total	22	98	4.5	25	1

Passing	Att	Cmp	Yds	TD	Lg	IN	Rt
T.Brady	37	20	209	0	29	1	59.4
Total	37	20	209	0	29	1	59.4

Receiving	No	Yds	Avg	Lg	TD
J.White	5	62	12.4	29	0
B.Watson	3	38	12.7	21	0
R.Burkhead	3	32	10.7	12	0
J.Edelman	3	30	10.0	20	0
N.Harry	2	21	10.5	14	0
S.Michel	2	9	4.5	7	0
M.Sanu Sr.	1	11	11.0	11	0
P.Dorsett II	1	6	6.0	6	0
Total	20	209	10.5	29	0

Interceptions	No	Yds	Avg	Lg	TD
D. Harmon	1	0	0.0	0	0
Total	1	0	0.0	0	0

Leading Tacklers (Press Box Totals)
 D. Hightower 9-8-1; D. Shelton 7-5-2.

Sacks: K. Van Noy 1
FF: K. Van Noy 1 **FR:** None

PLAYOFF GAME SUMMARIES

Divisional Round: Titans 28, Ravens 12 Saturday, Jan. 11, 2020 • 8:15 p.m. ET • M&T Bank Stadium



GAME RECAP

In the Divisional Round of the 2019 playoffs, the Titans traveled to Baltimore to face the top-seeded Ravens and won by a score of 28-12. The Titans' 217 rushing yards set a new franchise postseason mark, and the Tennessee defense notched four fourth-down stops and three takeaways.

Tennessee got on the board in the first quarter and never surrendered the lead. On the Ravens' opening possession, Baltimore posted its first turnover of the day as Ravens QB Lamar Jackson threw an interception to S Kevin Byard who returned the ball 31 yards. The Titans took over at the Baltimore 35-yard line. The offense capitalized with an eight-play scoring drive that was capped by a 12-yard touchdown pass from QB Ryan Tannehill to TE Jonnu Smith, and a 7-0 lead.

On the following possession, the Titans defense halted Jackson for no gain on fourth-and-one at Baltimore's 45-yard line. Tennessee's offense took the field, and Tannehill quickly tossed a 45-yard touchdown to WR Kalif Raymond. Tennessee took a 14-0 lead on an eight-second scoring drive.

In the second quarter, Baltimore got on the board as the Ravens added a pair of field goals. Ravens K Justin Tucker converted 49 and 22-yard attempts to make it a 14-6 game heading into halftime.

Baltimore opened the second half with possession of the ball. Facing a fourth-and-one in the red zone, Jackson was again stopped for no gain as the Titans defense stood their ground. Tennessee gained possession of the ball and put together an 81-yard scoring drive with help from a 66-yard rush by RB Derrick Henry. At the Baltimore three-yard line, Henry took a direct snap and threw a jump pass-style three-yard touchdown to WR Corey Davis for a 21-6 lead. On the first play of the following Ravens possession, Jackson was strip sacked by DT Jurrell Casey and the ball was recovered by DL Jeffery Simmons at the Baltimore 20-yard line. Henry accounted for 10 yards on the ground, and WR A.J. Brown caught a nine-yard pass, before Tannehill scrambled into the end zone on a one-yard touchdown rush. Tennessee increased the lead, 28-6.

In the fourth quarter, Baltimore tacked on a touchdown with a 10-play, 88-yard scoring drive. Jackson contributed a 27-yard rush to move the chains before connecting with Ravens

TE Hayden Hurst for a 15-yard touchdown. Baltimore's two-point conversion attempt failed, keeping the score at 28-12. The Titans preserved the lead and earned their first AFC Championship appearance since the 2002 playoffs.

SCORING

	1	2	3	4	Final
Tennessee	7	7	14	0	28
Baltimore	0	6	0	6	12

TEAM	SCORING PLAY	TIME
Titans	J.Smith 12 yd. pass from R.Tannehill (G.Joseph kick)	1-3:36
Titans	K.Raymond 45 yd. pass from R.Tannehill (G.Joseph kick)	2-14:45
Ravens	J.Tucker 49 yd. Field Goal	2-5:52
Ravens	J.Tucker 22 yd. Field Goal	2-0:00
Titans	C.Davis 3 yd. pass from D.Henry (G.Joseph kick)	3-6:54
Titans	R.Tannehill 1 yd. run (G.Joseph kick)	3-4:16
Ravens	H.Hurst 15 yd. pass from L.Jackson (pass failed)	4-11:04

Missed FGs: None

Attendance: 71,254

Time of Game: 3:13

Weather: Cloudy, 69° F, wind S 12 mph

Referee: Bill Vinovich



TEAM STATISTICS

	Titans	Ravens
TOTAL FIRST DOWNS	15	29
THIRD DOWN EFFICIENCY	7-13-54%	11-18-61%
FOURTH DOWN EFFICIENCY	0-0-0%	0-4-0%
TOTAL NET YARDS	300	530
Plays - Avg.	53-5.7	92-5.8
NET YARDS RUSHING	217	185
Rushes - Avg.	37-5.9	29-6.4
NET YARDS PASSING	83	345
Sacks - Yards Lost	1-8	4-20
PASS ATT-COMP-INT	15-8-0	59-31-2
PUNTS - Avg.	6-52.5	1-44.0
Net Punting Average	39.2	44.0
PUNT RETURNS - Yards	0-0	0-0
KICKOFF RETURNS - Yards	2-27	3-71
INTERCEPTIONS - Yards	2-34	0-0
PENALTIES Number and Yards	5-20	7-56
FUMBLES - Lost	0-0	1-1
TOUCHDOWNS	4	1
EXTRA POINTS Made-Attempts	4-4	0-1
RED ZONE EFFICIENCY	3-3-100%	1-4-25%
GOAL TO GO EFFICIENCY	3-3-100%	0-1-0%
SAFETIES	0	0
GIVEAWAYS	0	3
TAKEAWAYS	3	0
TIME OF POSSESSION	27:54	32:06

TITANS STARTERS

OFFENSE

WR 84	C.Davis
TE 81	J.Smith
LT 77	T.Lewan
LG 76	R.Saffold
C 60	B.Jones
RG 64	N.Davis
RT 78	J.Conklin
TE 85	M.Pruitt
WR 11	A.Brown
QB 17	R.Tannehill
RB 22	D.Henry

DEFENSE

NT 90	D.Jones
DT 99	J.Casey
OLB 44	K.Correa
ILB 54	R.Evans
ILB 51	D.Long
OLB 58	H.Landry
CB 26	L.Ryan
CB 35	T.Brock
SS 24	K.Vaccaro
FS 31	K.Byard
CB 25	A.Jackson

RAVENS STARTERS

OFFENSE

WR 15	M.Brown
WR 83	W.Snead IV
LT 79	R.Stanley
LG 77	B.Bozeman
OC 65	P.Mekari
RG 73	M.Yanda
RT 78	O.Brown Jr.
TE 81	H.Hurst
TE 86	N.Boyle
QB 8	L.Jackson
RB 21	M.Ingram II

DEFENSE

DT 98	B.Williams
NT 97	M.Pierce
DE 93	C.Wormley
RUSH45	J.Ferguson
WLB 58	L.Fort
SAM 99	M.Judon
LCB 44	M.Humphrey
RCB 24	M.Peters
DB 36	C.Clark
SS 29	E.Thomas III
FS 39	B.Carr

TITANS INDIVIDUAL STATISTICS

Rushing	Att	Yds	Avg	Lg	TD
D.Henry	30	195	6.5	66	0
R.Tannehill	6	13	2.2	9	1
A.Brown	1	9	9.0	9	0
Total	37	217	5.9	66	1

Passing	Att	Cmp	Yds	TD	Lg	IN	Rt
R.Tannehill	14	7	88	2	45	0	109.5
D.Henry	1	1	3	1	3	0	0118.8
Total	15	8	91	3	45	0	0111.4

Receiving	No	Yds	Avg	Lg	TD
J.Smith	2	12	6.0	12	1
D.Henry	2	7	3.5	8	0
K.Raymond	1	45	45.0	45	1
M.Pruitt	1	15	15.0	15	0
A.Brown	1	9	9.0	9	0
C.Davis	1	3	3.0	3	1
Total	8	91	11.4	45	3

Interceptions	No	Yds	Avg	Lg	TD
K.Byard	1	31	31.0	31	0
K.Vaccaro	1	3	3.0	3	0
Total	2	34	17.0	31	0

Leading Tacklers (Coaching Totals)

L. Ryan 13-11-2; K. Byard 11-8-3; R. Evans 9-8-1

Sacks: J. Casey 2; K. Correa 1; H. Landry 1

FF: J. Casey 1 FR: J. Simmons 1

RAVENS INDIVIDUAL STATISTICS

Rushing	Att	Yds	Avg	Lg	TD
L.Jackson	20	143	7.2	30	0
M.Ingram II	6	22	3.7	7	0
G.Edwards	3	20	6.7	19	0
Total	29	185	6.4	30	0

Passing	Att	Cmp	Yds	TD	Lg	IN	Rt
L.Jackson	59	31	365	1	38	2	63.2
Total	59	31	365	1	38	2	63.2

Receiving	No	Yds	Avg	Lg	TD
M.Brown	7	126	18.0	38	0
W.Snead IV	6	56	9.3	26	0
H.Hurst	4	53	13.3	18	1
M.Andrews	4	39	9.8	16	0
J.Hill	4	26	6.5	14	0
M.Boykin	3	26	8.7	13	0
S.Roberts	2	30	15.0	26	0
M.Ingram II	1	9	9.0	9	0
Total	31	365	11.8	38	1

Interceptions	No	Yds	Avg	Lg	TD
None					

Leading Tacklers (Press Box Totals)

E. Thomas III 7-6-1; B. Williams 6-6-0; P. Onwuasor 5-4-1

Sacks: E. Thomas III 1

FF: None FR: None

PLAYOFF GAME SUMMARIES



AFC Championship: Titans 24, Chiefs 35 Sunday, Jan. 19, 2020 • 2:05 p.m. CT • Arrowhead Stadium



GAME RECAP

The Titans traveled to Kansas City to face the Chiefs for the AFC Championship Game and lost by a score of 35-24.

In the first quarter, Tennessee put together consecutive scoring drives to take a 10-0 lead. First, QB **Ryan Tannehill** led the offense on an eight-play, 58-yard possession with WR **A.J. Brown** contributing a 37-yard catch. K **Greg Joseph** converted a 30-yard field goal attempt as Tennessee went up, 3-0. After forcing Kansas City to punt on the Chiefs' opening possession, Tennessee added another 58-yard scoring drive with help from a 22-yard reception from TE **Jonnu Smith**. At the Kansas City four-yard line, RB **Derrick Henry** took the direct snap and ran into the end zone for a four-yard score and a 10-0 Titans lead.

Kansas City got on the board in the first quarter. Chiefs QB **Patrick Mahomes** led his team on a 10-play, 74-yard scoring drive that culminated in an eight-yard touchdown pass to Chiefs WR **Tyreek Hill** as Kansas City cut the lead, 10-7. On the following possession, the Titans put together a scoring drive that consumed more than nine minutes, the longest scoring drive for the club since the 2000 postseason. WRs **Corey Davis**, **Adam Humphries** and Brown all contributed first down catches, and Henry accounted for 37 yards on the ground, before Tannehill tossed a one-yard touchdown to extra tackle **Dennis Kelly**. The Titans extended the lead, 17-7.

The Chiefs added two touchdowns in the second quarter to take the lead. First, Mahomes connected with Hill for a 20-yard score to make it 17-14. Then, Mahomes scrambled into the end zone on a 27-yard run down the left sideline as Kansas City took a 21-17 lead into the half.

In the fourth quarter, Kansas City added a pair of touchdowns on back-to-back possessions. Chiefs RB **Damien Williams** capped a 13-play scoring drive with a four-yard touchdown run to put Kansas City ahead, 28-17. Next, Mahomes constructed an eight-play scoring drive that culminated in a 60-yard touchdown pass to Chiefs WR **Sammy Watkins**. Kansas City extended the lead, 35-17.

On the following Tennessee possession, the Titans put together an 80-play scoring drive including a fourth-down fake punt that saw P **Brett Kern** toss a 28-yard pass to DB **Amani Hooker**. Davis contributed a 22-yard reception, as Tannehill then connected with TE **Anthony Firkser** for a 22-yard touchdown. Tennessee cut the lead to 35-24, but ultimately could not mount a comeback and fell to the Chiefs.

SCORING

	1	2	3	4	Final
Tennessee	10	7	0	7	24
Kansas City	7	14	0	14	35

TEAM	SCORING PLAY	TIME
Titans	G.Joseph 30 yd. Field Goal	1-11:29
Titans	D.Henry 4 yd. run (G.Joseph kick)	1-5:52
Chiefs	T.Hill 8 yd. pass from P.Mahomes (H.Butker kick)	1-0:46
Titans	D.Kelly 1 yd. pass from R.Tannehill (G.Joseph kick)	2-6:39
Chiefs	T.Hill 20 yd. pass from P.Mahomes (H.Butker kick)	2-4:03
Chiefs	P.Mahomes 27 yd. run (H.Butker kick)	2-0:11
Chiefs	Dam.Williams 3 yd. run (H.Butker kick)	4-14:50
Chiefs	S.Watkins 60 yd. pass from P.Mahomes (H.Butker kick)	4-7:33
Titans	A.Firkser 22 yd. pass from R.Tannehill (G.Joseph kick)	4-4:18

Missed FGs: None

Attendance: 73,656

Time of Game: 3:04

Weather: Sunny, 17° F, wind NW 10 mph

Referee: Tony Corrente



TEAM STATISTICS

	Titans	Chiefs
TOTAL FIRST DOWNS	20	27
THIRD DOWN EFFICIENCY	3-10-30%	6-10-60%
FOURTH DOWN EFFICIENCY	2-3-67%	1-1-100%
TOTAL NET YARDS	295	404
Plays - Avg.	58-5.1	64-6.3
NET YARDS RUSHING	85	112
Rushes - Avg.	23-3.7	27-4.1
NET YARDS PASSING	210	292
Sacks - Yards Lost	3-27	2-2
PASS ATT-COMP-INT	32-22-0	35-23-0
PUNTS - Avg.	3-46.3	3-40.7
Net Punting Average	44.0	31.0
PUNT RETURNS - Yards	1-9	2-7
KICKOFF RETURNS - Yards	4-61	5-105
INTERCEPTIONS - Yards	0-0	0-0
PENALTIES Number and Yards	8-85	9-61
FUMBLES - Lost	0-0	1-0
TOUCHDOWNS	3	5
EXTRA POINTS Made-Attempts	3-3	5-5
RED ZONE EFFICIENCY	2-3-67%	2-3-67%
GOAL TO GO EFFICIENCY	2-2-100%	2-2-100%
SAFETIES	0	0
GIVEAWAYS	0	0
TAKEAWAYS	0	0
TIME OF POSSESSION	30:10	29:50

TITANS STARTERS

OFFENSE		DEFENSE	
WR 84	C.Davis	NT 90	D.Jones
TE 81	J.Smith	DT 99	J.Casey
LT 77	T.Lewan	OLB 44	K.Correa
LG 76	R.Saffold	ILB 54	R.Evans
C 60	B.Jones	ILB 55	J.Brown
RG 64	N.Davis	OLB 58	H.Landry
RT 78	J.Conklin	CB 26	L.Ryan
WR 11	A.Brown	SS 24	K.Vaccaro
WR 19	T.Sharpe	FS 31	K.Byard
QB 17	R.Tannehill	CB 25	A.Jackson
RB 22	D.Henry	CB 35	T.Brock

CHIEFS STARTERS

OFFENSE		DEFENSE	
WR 10	T.Hill	LDE 55	F.Clark
LT 72	E.Fisher	LDT 64	M.Pennell
LG 61	S.Wisniewski	RDT 91	D.Nnadi
C 62	A.Reiter	RDE 92	T.Kpassagnon
RG 76	L.Duvernay-Tardif	LB 53	A.Hitchens
RT 71	M.Schwartz	LB 54	D.Wilson
TE 87	T.Kelce	RCB 35	C.Ward
WR 14	S.Watkins	LCB 21	B.Breeland
QB 15	P.Mahomes	CB 29	K.Fuller
RB 26	Dam.Williams	FS 49	D.Sorensen
WR 11	D.Robinson	SS 32	T.Mathieu

TITANS INDIVIDUAL STATISTICS

Rushing	Att	Yds	Avg	Lg	TD
D.Henry	19	69	3.6	13	1
R.Tannehill	3	11	3.7	6	0
M.Mariota	1	5	5.0	5	0
Total	23	85	3.7	13	1

Passing	Att	Cmp	Yds	TD	Lg	IN	Rt
R.Tannehill	31	21	209	2	37	0	108.1
B.Kern	1	1	28	0	28	0	118.8
Total	32	22	237	2	37	0	111.1

Receiving	No	Yds	Avg	Lg	TD
C.Davis	5	65	13.0	22	0
A.Humphries	4	25	6.3	9	0
A.Brown	3	51	17.0	37	0
J.Smith	3	38	12.7	22	0
D.Henry	2	-8	-4.0	-2	0
A.Hooker	1	28	28.0	28	0
A.Firkser	1	22	22.0	22	1
M.Pruitt	1	9	9.0	9	0
D.Lewis	1	6	6.0	6	0
D.Kelly	1	1	1.0	1	1
Total	22	237	10.8	37	2

Interceptions	No	Yds	Avg	Lg	TD
None					

Leading Tacklers (Coaching Totals)

K. Correa 10-6-4; L. Ryan 6-6-0; J. Brown 5-5-0

Sacks: K. Correa 1; D. Jones 0.5; J. Casey 0.5

FF: None FR: None

CHIEFS INDIVIDUAL STATISTICS

Rushing	Att	Yds	Avg	Lg	TD
P.Mahomes	8	53	6.6	27	1
Dam.Williams	17	45	2.6	8	1
T.Hill	1	7	7.0	7	0
D.Thompson	1	7	7.0	7	0
Total	27	112	4.1	27	2

Passing	Att	Cmp	Yds	TD	Lg	IN	Rt
P.Mahomes	35	23	294	3	60	0	120.4
Total	35	23	294	3	60	0	120.4

Receiving	No	Yds	Avg	Lg	TD
S.Watkins	7	114	16.3	60	1
T.Hill	5	67	13.4	26	2
Dam.Williams	5	44	8.8	17	0
T.Kelce	3	30	10.0	18	0
D.Robinson	2	31	15.5	24	0
M.Hardman	1	8	8.0	8	0
Total	23	294	12.8	60	3

Interceptions	No	Yds	Avg	Lg	TD
None					

Leading Tacklers (Press Box Totals)

T. Mathieu 9-6-3; D. Sorensen 8-6-2; D. Wilson 7-6-1

Sacks: T. Kpassagnon 2; F. Clark 1

FF: None FR: None