



# TENNESSEE TITANS

## PRESS RELEASE

ASCENSION SAINT THOMAS SPORTS PARK | 460 Great Circle Road | Nashville, TN 37228 | 615-565-4100 | TennesseeTitans.com | @Titans

ROBBIE BOHREN Vice President of Football Communications | DWIGHT SPRADLIN Director of Media Relations  
JARED PUFFER Media Relations Manager | KIM SMITH Media Relations Coordinator

FOR IMMEDIATE RELEASE

SEPTEMBER 5, 2022



## TITANS HOST GIANTS IN OPENER; KICKOFF 3:25 PM SUNDAY ON FOX



Tennessee Titans (0-0) vs. New York Giants (0-0)

Sunday, Sept. 11, 2022 • 3:25 p.m. CDT • Nissan Stadium • Nashville, Tenn. • TV: FOX (WZTV-17)

NASHVILLE — The Tennessee Titans (0-0) begin the 2022 regular season this week with a late afternoon home game against the New York Giants (0-0). Kickoff at Nissan Stadium (69,143) is scheduled for 3:25 p.m. CDT on Sunday, Sept. 11.

In 12 all-time meetings between the Titans and Giants, the series is tied 6-6, including a 2-1 edge for the Titans at Nissan Stadium. The Giants have not appeared at Nissan Stadium since recording a win in 2014. The last time the Titans and Giants clashed was Dec. 16, 2018, when the Titans recorded a 17-0 shutout at MetLife Stadium.

The Titans are 32-30 all-time in season openers, including one previous contest with the Giants, a loss at New York in 1973. More recently, **Mike Vrabel** is 2-2 as Titans head coach on Kickoff Weekend. Under Vrabel, the Titans have recorded season-opening victories in 2019 (at Cleveland) and 2020 (at Denver) and losses in 2018 (at Miami) and 2021 (against Arizona).

### THE BROADCAST

Sunday's contest will be regionally televised on Fox, including Nashville affiliate WZTV Fox 17. The broadcast team includes play-by-play announcer **Kevin Kugler**, analyst **Mark Sanchez** and reporter **Laura Okmin**.

Fans in Nashville can stream live Titans games with the newly-launched NFL+ subscription service, which offers [access to all local games and all primetime games on phones and tablets](#), live local and national audio for every NFL game, and more.

The Titans Radio Network and Nashville flagship 104.5 The Zone carry all Titans games across the Mid-South with the "Voice of the Titans" **Mike Keith**, analyst **Dave McGinnis**, sideline reporter **Amie Wells** and gameday host **Rhett Bryan**.

### TITANS SEEK THIRD CONSECUTIVE DIVISION TITLE

Vrabel and Titans executive vice president/general manager **Jon Robinson** lead the team into the regular season seeking their third consecutive AFC South division title and a fourth straight playoff campaign. The Titans are joined by the Buffalo Bills, Kansas City Chiefs and Green Bay Packers as the only NFL clubs to clinch playoff berths in each of the last three years.

Only the Chiefs (2013–2021) have more consecutive winning seasons than the Titans entering 2022. The Titans have finished above the .500 mark in each of the six seasons since Robinson arrived in 2016.

This week several members of the Titans roster could see their first regular-season action in their new home. Eight of the club's nine 2022 draft picks are on the 53-man roster, including first-round wide receiver **Treyton Burks** and second-round cornerback **Roger McCreary**. The roster also includes veteran additions such as tight end **Austin Hooper** and wide receiver **Robert Woods**. A total of 21 newcomers on the roster (39.6 percent) have been added since last season ended (as of Sept. 5).

The new pieces supplement a returning nucleus that helped the Titans go 12-5 in 2021 and claim the top seed in the AFC playoffs. The group of carryovers includes Pro Bowl quarterback **Ryan Tannehill**, whose 30 wins are the most by a starting quarterback in franchise history during the player's first three years with the organization, and two-time NFL rushing champion **Derrick Henry** (2019 and 2020), who ranks fourth in team history with 6,797 career rushing yards. Through the first eight weeks of 2021, Henry ranked first in the NFL with 937 rushing yards but finished the regular season on injured reserve.

On defense, safety **Kevin Byard** and defensive tackle **Jeffery Simmons** return from Pro Bowl seasons in 2021, headlining a group that ranked second in the NFL in rushing defense (84.6 yards per game), sixth in third-down defense (36.7 percent), sixth in scoring defense (20.8 points per game) and tied for ninth in sacks (43).

### THE GIANTS

The Giants launch a new era this week, as **Brian Daboll** begins his head-coaching tenure. The former Bills offensive coordinator joined the Giants early in the offseason, shortly after new general manager **Joe Schoen** likewise was hired away from the Bills. They look to rejuvenate a Giants team that finished 4-13 last year.

Giants quarterback **Daniel Jones** embarks upon his fourth NFL campaign. The sixth-overall selection in the 2019 draft passed for 8,398 yards, 44 touchdowns and 29 interceptions during his first three seasons. In 2021, Jones was limited to 11 starts, passing for 2,428 yards with 10 touchdowns and seven interceptions.

## 2022 TITANS SCHEDULE

### PRESEASON

Day	Date	Opponent	Result	Score
Thu	8/11	at Baltimore	L	10-23
Sat	8/20	TAMPA BAY	W	13-3
Sat	8/27	ARIZONA	W	26-23

### REGULAR SEASON

Day	Date	Opponent	Kickoff	TV
Sun	9/11	N.Y. GIANTS	3:25 p.m.	FOX
Mon	9/19	at Buffalo	6:15 p.m.	ESPN
Sun	9/25	LAS VEGAS	Noon	FOX
Sun	10/2	at Indianapolis	Noon	FOX
Sun	10/9	at Washington	Noon*	CBS
Sun	10/16	BYE		
Sun	10/23	INDIANAPOLIS	Noon*	CBS
Sun	10/30	at Houston	3:05 p.m.*	CBS
Sun	11/6	at Kansas City	7:20 p.m.*	NBC
Sun	11/13	DENVER	Noon*	CBS
Thu	11/17	at Green Bay	7:15 p.m.	Prime Video
Sun	11/27	CINCINNATI	Noon*	CBS
Sun	12/4	at Philadelphia	Noon*	FOX
Sun	12/11	JACKSONVILLE	Noon*	CBS
Sun	12/18	at L.A. Chargers	3:25 p.m.*	CBS
Sat	12/24	HOUSTON	Noon*	CBS
Thu	12/29	DALLAS	7:15 p.m.	Prime Video
Sat/Sun	1/7-1/8	at Jacksonville	TBD	TBD

All kickoff times Central \* Time, TV subject to change  
All games on Titans Radio Network (flagship 104.5 The Zone)

## PRESEASON AFC SOUTH STANDINGS

TEAM	W	L	T	PCT
Houston Texans	3	0	0	1.000
Tennessee Titans	2	1	0	0.667
Indianapolis Colts	1	2	0	0.333
Jacksonville Jaguars	0	4	0	0.000

**LAST WEEK (preseason):** SF 0 at Hou 17, Jax 12 at Atl 28, Ari 23 at Ten 26, TB 10 at Ind 27

**THIS WEEK (central time):** Ind at Hou (Sun 12:00), Jax at Was (Sun 12:00), NYG at Ten (Sun 3:25)

**NEXT WEEK (central time):** Ind at Jax (Sun 12:00), Hou at Den (Sun 3:25), Ten at Buf (Mon 6:15)



## GAME INFORMATION

Date of Game	Sunday, Sept. 11, 2022
Kickoff Time	3:25 p.m. CDT
Venue	Nissan Stadium
Location	Nashville, Tenn.
Opened in	1999
Surface	Natural Grass
Capacity	69,143

Home Team	Tennessee Titans (0-0)
Website	<a href="http://www.TennesseeTitans.com">www.TennesseeTitans.com</a>
Media Guide	<a href="http://www.TennesseeTitans.com/Media">www.TennesseeTitans.com/Media</a>
Franchise since	1960 (1960-96 Houston Oilers; 1997-98 Tennessee Oilers)

**Ownership** Amy Adams Strunk (Chairman, Board of Directors); Kenneth S. Adams, IV (Board of Directors); Barclay Adams; Susan Lewis

**President/CEO** Burke Nihill  
**EVP/General Manager** Jon Robinson  
**Head Coach** Mike Vrabel (since 2018)  
**Defensive Coordinator** Shane Bowen  
**Offensive Coordinator** Todd Downing  
**2021 Record** 12-5 (1st place, AFC South)  
**2021 NFL Offensive Rank** 17 (Total), 5 (Rush), 24 (Pass)  
**2021 NFL Defensive Rank** 12 (Total), 2 (Rush), 25 (Pass)

Visiting Team	New York Giants (0-0)
Website	<a href="http://www.giants.com">www.giants.com</a>
Franchise since	1925
President/CEO	John K. Mara
Chairman/EVP	Steve Tisch
General Manager	Joe Schoen
Head Coach	Brian Daboll (since 2022)
Offensive Coordinator	Mike Kafka
Defensive Coordinator	Don Martindale
Special Teams Coordinator	Thomas McGaughey
2021 Record	4-13 (4th place, NFC East)
2021 NFL Offensive Rank	31 (Total), 24 (Rush), 31 (Pass)
2021 NFL Defensive Rank	21 (Total), 25 (Rush), 15 (Pass)

**Referee** Jerome Boger

Television	Fox
Nashville Affiliate	WZTV Fox 17
Mobile*	NFL+
<i>* Live local and primetime games only. Subscription required.</i>	
Play-by-Play	Kevin Kugler
Analyst	Mark Sanchez
Reporter	Laura Okmin

Radio	Titans Radio Network
Flagship	WGFX 104.5 FM-The Zone
Satellite Radio	Sirius 81, XM 226, SiriusXM 226 (Internet 830)
Play-by-Play	Mike Keith
Analyst	Dave McGinnis
Gameday Host	Rhett Bryan
Reporter	Amie Wells

**Gameday Promotions & Entertainment (subject to change)**  
**Charitable Drive** PENCIL Foundation School Supply Drive

**Fans Will Receive** Titans Rally Towels presented by Kroger (first 27,000 fans)  
**Honorary 12th Titan** MNPD Chief John Drake, Nashville FD Chief Willaim Swann, FDNY Asst. Chief Michael Meyers, NYPD Officer Denise Potenza  
**Tailgate Stage** Juke of June  
**National Anthem** D'Corey Johnson  
**Halftime Performance** Three 6 Mafia



## SERIES AT A GLANCE

- Overall series (regular & postseason): **Series tied 6-6**
- Regular season series: **Series tied 6-6**
- Postseason series: **None**
- Total points: **Titans 219, Giants 239**
- Current streak: **One win by Titans**
- Titans at home vs. Giants: **3-3**
- Titans on road vs. Giants: **3-3**
- Longest winning streak by Titans: **5 (1997–2010)**
- Longest losing streak by Titans: **5 (1973–1994)**
- Titans vs. Giants at Nissan Stadium: **2-1**
- Last time at Nissan Stadium: **GIANTS 36 at Titans 7 (12-7-14)**
- Titans vs. Giants at MetLife Stadium: **2-0**
- Last time at MetLife Stadium: **TITANS 17 at Giants 0 (12-16-18)**
- First time: **Oilers 14 at GIANTS 34 (9-16-73)**
- Mike Vrabel's record vs. Giants: **1-0**
- Brian Daboll's record vs. Titans: **0-0**
- Mike Vrabel's record vs. Brian Daboll: **0-0**

## A TITANS VICTORY WOULD ...

- Give the Titans their third win in their last four Week 1 games.
- Give the Titans their second consecutive win over the Giants.
- Improve Mike Vrabel's career record to 44-27 as a head coach, including regular season and playoffs. Vrabel would tie Jack Pardee (44-35) for the third-highest win total in franchise history behind only Jeff Fisher (147) and Bum Phillips (59).
- Improve QB Ryan Tannehill's combined starting record in the regular season and playoffs to 75-62, including a 33-16 record with the Titans.
- Improve the Titans' all-time record at Nissan Stadium to 109-82, including the regular season and playoffs.

## GAMEDAY CHARITABLE DRIVE

**THIS WEEK'S CHARITABLE DRIVE: PENCIL Foundation School Supply Drive**

**ITEMS NEEDED: School supplies**

[PENCIL Foundation](http://PENCILFoundation.org) builds strategic partnerships between community groups and the needs of Metro Nashville Public Schools, working to meet the needs of MNPS to ensure equitable access to education for all students. Items such as pencil boxes, paper towels, backpacks, construction paper, notebook paper, art supplies, primary tablets, tissues and classroom cleaning supplies can be dropped off at several collection sites near the gates at Nissan Stadium prior to kickoff.

## QUICK CLICKS

From Last Week's Game

[Game Center](#)

[Gamebook \(PDF\)](#)

[Watch Highlights](#)

[Postgame Press Conference Video: Mike Vrabel](#)

[Jim Wyatt: Six Things That Stood Out](#)

[Game Photos](#)

Titans Information

[Titans 2022 Media Guide](#)

[Titans Tickets](#)

[Titans in the Community](#)

[Nissan Stadium Information](#)

[Titans Podcasts](#)

## WHAT TO LOOK FOR THIS WEEK

### S KEVIN BYARD

- With 23 career interceptions, he needs one interception (23 interceptions entering the season) to tie **Zeke Moore** (24) for 10th place on the all-time franchise interception list.
- Needs two interceptions to tie **Michael Griffin** and **Ken Houston** (25) for eighth place all-time for the franchise. He would tie Griffin for the most interceptions for the franchise during its "Titans era" (1999–present).

### RB DERRICK HENRY

- Can record his 29th career 100-yard rushing game, including regular season and playoffs.
- Needs two touchdowns (68 career) to become the third player in franchise history with 70 total touchdowns, joining **Eddie George** (74) and **Earl Campbell** (73).

### QB RYAN TANNEHILL

- Needs one start to break a tie with **Steve McNair** (43 consecutive starts from 2001 to 2003) for the most consecutive starts in franchise history by a quarterback. Tannehill has started each of the last 43 regular season games since taking over as the team's quarterback during the 2019 season.
- Can extend his career-best streak to 16 consecutive games with at least one passing or rushing touchdown.
- Can record his 25th career 300-yard passing game and his ninth such performance since joining the Titans in 2019. Nine 300-yard games with the Titans would put him ahead of **Marcus Mariota** (eight) for fourth place in franchise history.
- Needs one touchdown pass to reach 200 for his career.
- Needs one touchdown pass to take sole possession of fifth place on the franchise's passing touchdowns list. With 76 touchdown passes in a Titans uniform, he is tied with **Marcus Mariota** for fifth place behind **Warren Moon** (196), **George Blanda** (165), **Steve McNair** (156) and **Dan Pastorini** (96).

### HEAD COACH MIKE VRABEL

- Needs one win to reach 44 career wins with the franchise, including playoffs. He would tie **Jack Pardee** (44-35) for the third-highest win total in franchise history behind only **Jeff Fisher** (147) and **Bum Phillips** (59).

### WR ROBERT WOODS

- Scheduled to make his Titans debut and can extend his career-best streak of 34 consecutive individual games with at least two receptions.

## SERIES HISTORY

This week's game marks the 13th meeting between the Titans and Giants. The series is tied 6-6, dating back to Sept. 16, 1973, when the Giants defeated the Houston Oilers 34-14 in the season opener at Yankee Stadium.

Of all opponents that have been in existence since the 1970 AFL-NFL merger, the Giants, Arizona Cardinals, Philadelphia Eagles and Washington Commanders have played the Oilers/Titans the fewest amount of times—12 games each.

After the Giants won the first five matchups between the franchises, the Titans/Oilers won the next five meetings. The streak included a 10-6 Oilers win in 1997, a 28-14 win in 2000, a 32-29 overtime victory in 2002, a come-from-behind 24-21 win in 2006 and a 29-10 decision in 2010.

The Giants took back the series momentum in 2014 with a 36-7 victory at Nissan Stadium. The Giants scored the game's first 30 points as **Eli Manning** passed for 260 yards and rookie **Odell Beckham Jr.** recorded 130 receiving yards.

The Titans and Giants have met twice at MetLife Stadium, most recently on Dec. 16, 2018. The Titans won 17-0 to record the franchise's first shutout since 2000 and only the fourth road shutout in team annals. **Derrick Henry** rushed for 170 yards and two touchdowns, while the Titans defense registered two turnovers and three sacks.

Despite their infrequent meetings, the Titans have enjoyed two of their most dramatic finishes since the team moved to Tennessee against the Giants. On a cold and windy day at the Meadowlands on Dec. 1, 2002, **Steve McNair** helped force overtime with a touchdown pass and a two-point conversion in the final seconds of regulation, and **Joe Nedney** sealed the win when he connected on a 38-yard field goal. **Eddie George** rushed for 64 yards to pass **Earl Campbell** as the all-time rushing leader in franchise history.

In 2006, rookie quarterback **Vince Young** led arguably one of the greatest comebacks in NFL history against the Giants. Down 21-0 with less than 10 minutes remaining in the fourth quarter, the Titans rallied to score touchdowns on three consecutive drives and then won the game on a 49-yard field goal by kicker **Rob Bironas**. It tied for the second-biggest comeback in NFL history with 10 minutes to go in the fourth quarter and was the largest comeback in NFL history (fourth quarter or otherwise) led by a rookie quarterback.

## ALL-TIME SERIES RESULTS

### TITANS vs. GIANTS Series tied 6-6

Date	Site	W/L	Score
9-16-73	NY	L	14-34
12-5-82	NY	L	14-17
12-8-85	Hou	L	14-35
12-21-91	NY	L	20-24
11-21-94	Hou	L	10-13
11-9-97	Ten	W	10-6
10-1-00	Ten	W	28-14
12-1-02	NY	W	32-29 OT
11-26-06	Ten	W	24-21
9-26-10	NY	W	29-10
12-7-14	Ten	L	7-36
12-16-18	NY	W	17-0





## MOST RECENT MATCHUPS

### 2006 Week 12 • Nov. 26, 2006 • Giants 21 at TITANS 24

The Titans pull off one of the most dramatic comebacks in franchise history after trailing 21-0 with less than 10 minutes remaining ... Led by rookie quarterback Vince Young, they score touchdowns on three consecutive drives and then win on a 49-yard field goal by kicker Rob Bironas with six seconds on the clock ... Two of the four scoring drives result from interceptions by Pacman Jones ... It ties for the second-biggest comeback in NFL history with 10 minutes to go in the fourth quarter and is the largest fourth-quarter comeback in franchise history.

### 2010 Week 13 • Sept. 26, 2010 • TITANS 29 at Giants 10

Chris Johnson rushes for 125 yards and two touchdowns, and the Titans defense forces three crucial turnovers in the team's first game at MetLife Stadium ... The Titans score 19 unanswered second-half points, including a 13-yard touchdown pass from Vince Young to Kenny Britt ... Defensive tackle Sen'Derrick Marks and cornerback Jason McCourty each notch their first career interception ... McCourty's interception and cornerback Alterraun Verner's fumble recovery occur with the Titans backed up against their own end zone.

### 2014 Week 14 • Dec. 7, 2014 • GIANTS 36 at Titans 7

The Giants force three turnovers and register eight sacks ... Titans quarterback Zach Mettenberger is knocked out of the game for the second consecutive week with a shoulder injury ... The Giants score the game's first 30 points as Eli Manning passes for 260 yards and rookie Odell Beckham Jr. records 130 receiving yards ... The Titans' only touchdown comes on a 23-yard interception return by Marqueston Huff ... Josh Brown boots five field goals for the Giants ... Rookie Andre Williams rushes for 131 yards and a score.

### 2018 Week 15 • Dec. 16, 2018 • TITANS 17 at Giants 0

In a cold, steady rain, the Titans record their first shutout since Dec. 25, 2000 ... Derrick Henry follows a 238-yard rushing performance the previous week with 170 yards and two touchdowns on a then-career-high 33 carries at New York ... Henry scores on one-yard carries in the first and third quarters ... The Titans defense limits Saquon Barkley to a 2.2-yard rushing average (14 carries for 31 yards) and limits Eli Manning to a 54.1 passer rating ... The Titans get a key interception by safety Kevin Byard deep in Titans territory in the third quarter.



## NOTABLE PERFORMANCES VS. THE GIANTS

### **DL DENICO AUTRY**

- On 12/3/17 against the New York Giants, Autry notched three tackles and a sack on third down to hold the Giants to a field goal during his tenure with the Oakland Raiders.

### **K RANDY BULLOCK**

- In four career games against the Giants, Bullock has gone eight-for-eight on field goals and made all seven extra point attempts.
- On 12/6/15 at the New York Giants, Bullock went three-for-three on field goal tries, including a 31-yard game-winning field goal in overtime, and made both extra point attempts during his time with the New York Jets.
- On 12/4/16 against the New York Giants, Bullock made all three field goal attempts, including a long of 44, and his lone extra point try as a member of the Pittsburgh Steelers.

### **S KEVIN BYARD**

- On 12/16/18 at the New York Giants, Byard registered four tackles, one sack and one interception on third down en route to helping the Titans record their first shutout win since 2000.

### **RB DERRICK HENRY**

- On 12/16/18 at the New York Giants, Henry posted a then-career-high 33 carries for 170 yards and two touchdowns, en route to helping the Titans record their first shutout win since 2000. Henry recorded a team-best 10 first downs, and on a 22-yard run in the second quarter, Henry surpassed 2,000 career rushing yards.

### **TE AUSTIN HOOPER**

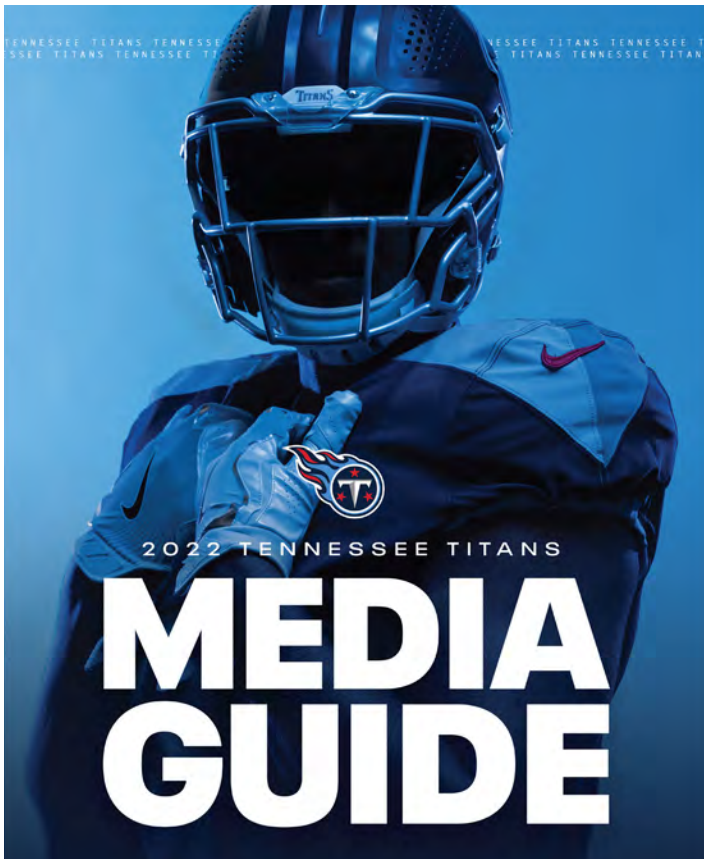
- On 12/20/20 at the New York Giants, Hooper notched five receptions for 41 yards and a two-yard touchdown catch while with the Cleveland Browns.

### **QB RYAN TANNEHILL**

- On 12/14/15 against the New York Giants, Tannehill completed 25 of 41 passes for 236 yards and a 47-yard touchdown pass as a member of the Miami Dolphins. He added four carries for 24 yards.

### **WR ROBERT WOODS**

- On 11/5/17 at the New York Giants, Woods caught four passes for 70 yards and two scores, including a 52-yard touchdown reception, while with the Los Angeles Rams. The performance marked Woods' first career multi-touchdown game. He converted a third-and-33 with a 52-yard touchdown reception, marking the third time in the NFL since 1991 a third-and-30-plus was converted.



[Click to access the 2022 Titans Media Guide](#)

# TITANS-GIANTS: THE LAST MEETING

**2018 Week 15 • Titans 17, Giants 0**  
**Sunday, Dec. 16, 2018 • 1:00 p.m. ET • MetLife Stadium**

## GAME RECAP

In Week 15 of the 2018 season, the Titans traveled to New York to take on the Giants and won by a score of 17-0. It marked the franchise's 16th shutout and first shutout since 2000.

Tennessee got on the board first as QB **Marcus Mariota** led the Titans on a 15-play, 75-yard scoring drive. Mariota rushed for an 11-yard first down, and tossed 11-yard and 17-yard first down strikes to WR **Corey Davis** to keep the chains moving. Additionally, RB **Derrick Henry** took a direct snap and passed a six-yard first down to WR **Tajae Sharpe**. Ultimately, Henry ran in a one-yard touchdown for an early 7-0 lead.

S **Kevin Byard** sacked Giants QB **Eli Manning** for a loss of 10 yards to end the first half, which marked the only New York possession of the first half that didn't result in a punt.

The Giants opened the second half with turnovers on consecutive possessions. On New York's opening drive of the second half, with the Giants driving, Byard picked off Manning in the red zone to give Tennessee possession of the ball at the Tennessee 15-yard line. On the ensuing New York possession, Manning was strip-sacked by OLB **Kamalei Correa** and the ball was recovered by DT **Jurrell Casey** at the Giants 14-yard line. The Titans were able to capitalize on the turnover, as Henry grinded into the end-zone for his second one-yard rushing touchdown of the day and a 14-0 lead.

In the fourth quarter, Tennessee tacked on a field goal to extend the lead to 17-0. The Giants couldn't mount a comeback, and the Titans defense sealed the shutout with a fourth-down stop at their own four-yard line.

## SCORING

	1	2	3	4	Final
Tennessee	7	0	7	3	17
New York Giants	0	0	0	0	0

TEAM	SCORING PLAY	TIME
Titans	D.Henry 1 yd. run (R.Succop kick)	1-2:43
Titans	D.Henry 1 yd. run (R.Succop kick)	3-2:20
Titans	R.Succop 22 yd. Field Goal	4-5:06

Missed FGs: R. Succop 48WL.

Attendance: 74,538.

Time of Game: 3:07.

Weather: 40° F, wind N 6 mph.

Referee: Shawn Hochuli.

**CLICK TO WATCH HIGHLIGHTS**



## TITANS STARTERS

OFFENSE		DEFENSE	
WR 19	T.Sharpe	DE 90	D.Jones
WR 13	T.Taylor	NT 94	A.Johnson
LT 77	T.Lewan	DT 99	J.Casey
LG 67	Q.Spain	OLB 91	D.Morgan
C 60	B.Jones	OLB 59	W.Woodyard
RG 64	J.Kline	ILB 58	H.Landry
RT 71	D.Kelly	OLB 54	R.Evans
TE 88	L.Stocker	CB 26	L.Ryan
WR 84	C.Davis	SS 24	K.Vaccaro
QB 8	M.Mariota	FS 31	K.Byard
RB 22	D.Henry	CB 25	A.Jackson

## GIANTS STARTERS

OFFENSE		DEFENSE	
87	S.Shepard	DL 95	B.Hill
76	N.Solder	DL 94	D.Tomlinson
71	W.Hernandez	DL 97	J.Mauro
77	S.Pulley	ILB 93	B.Goodson
78	J.Brown	\$LB 52	A.Ogletree
63	C.Wheeler	WILL 54	O.Vernon
88	E.Engram	LCB 23	B.Webb
85	R.Ellison	RCB 20	J.Jenkins
82	S.Simonson	SS 31	M.Thomas
10	E.Manning	FS 35	C.Riley
26	S.Barkley	DB 34	G.Haley

## TITANS INDIVIDUAL STATISTICS

Rushing	Att	Yds	Avg	Lg	TD
D.Henry	33	170	5.2	22	2
D.Lewis	7	35	5.0	17	0
M.Mariota	2	11	5.5	11	0
B.Gabbert	3	-1	-0.3	0	0
<b>Total</b>	<b>45</b>	<b>215</b>	<b>4.8</b>	<b>22</b>	<b>2</b>

Passing	Att	Cmp	Yds	TD	Lg	IN	Rt
M.Mariota	20	12	88	0	17	0	70.4
D.Henry	1	1	6	0	6	0	91.7
<b>Total</b>	<b>21</b>	<b>13</b>	<b>94</b>	<b>0</b>	<b>17</b>	<b>0</b>	<b>72.3</b>

Receiving	No	Yds	Avg	Lg	TD
C.Davis	3	33	11.0	17	0
D.Lewis	3	9	3.0	7	0
L.Stocker	2	27	13.5	15	0
T.Taylor	2	17	8.5	14	0
T.Sharpe	1	6	6.0	6	0
M.Pruitt	1	2	2.0	2	0
D.Henry	1	0	0.0	0	0
<b>Total</b>	<b>13</b>	<b>94</b>	<b>7.2</b>	<b>17</b>	<b>0</b>

Interceptions	No	Yds	Avg	Lg	TD
K. Byard	1	0	0.0	0	0
<b>Total</b>	<b>1</b>	<b>0</b>	<b>0.0</b>	<b>0</b>	<b>0</b>

## Leading Tacklers (Coaching Totals)

K. Lewis 8-7-1; R. Evans 5-4-1; W. Woodyard 5-4-1.

Sacks: K. Byard 1; L. Ryan 1; K. Correa 1.

FF: K. Correa 1. FR: J. Casey 1.

## GIANTS INDIVIDUAL STATISTICS

Rushing	Att	Yds	Avg	Lg	TD
S.Barkley	14	31	2.2	17	0
R.Dixon	1	14	14.0	14	0
E.Penny	1	2	2.0	2	0
<b>Total</b>	<b>16</b>	<b>47</b>	<b>2.9</b>	<b>17</b>	<b>0</b>

Passing	Att	Cmp	Yds	TD	Lg	IN	Rt
E.Manning	44	21	229	0	38	1	54.1
<b>Total</b>	<b>44</b>	<b>21</b>	<b>229</b>	<b>0</b>	<b>38</b>	<b>1</b>	<b>54.1</b>

Receiving	No	Yds	Avg	Lg	TD
E.Engram	8	75	9.4	22	0
S.Barkley	4	25	6.3	11	0
B.Fowler	2	43	21.5	25	0
S.Shepard	2	37	18.5	38	0
R.Shepard	2	28	14.0	22	0
J.Davis	2	13	6.5	11	0
C.Coleman	1	8	8.0	8	0
<b>Total</b>	<b>21</b>	<b>229</b>	<b>10.9</b>	<b>38</b>	<b>0</b>

Interceptions	No	Yds	Avg	Lg	TD
None	0	0	-	-	0
<b>Total</b>	<b>0</b>	<b>0</b>	<b>-</b>	<b>-</b>	<b>0</b>

## Leading Tacklers (Press Box Totals)

B. Goodson 9-9-0; K. Martin 9-4-5; A. Ogletree 7-6-1; M. Thomas 7-5-2.

Sacks: M. Thomas 1.

FF: None. FR: None.

## TEAM STATISTICS

	Titans	Giants
TOTAL FIRST DOWNS	22	15
THIRD DOWN EFFICIENCY	5-14-36%	3-16-19%
FOURTH DOWN EFFICIENCY	1-1-100%	2-3-67%
TOTAL NET YARDS	301	260
Plays - Avg	67-4.5	63-4.1
NET YARDS RUSHING	215	47
Rushes - Avg.	45-4.8	16-2.9
NET YARDS PASSING	86	213
Sacks - Yards Lost	1-8	3-16
PASS ATT-COMP-INT	21-13-0	44-21-1
PUNTS - Avg.	5-44.0	6-39.5
PUNT RETURNS - Yards	1-8	3-2
KICKOFF RETURNS - Yards	1-27	4-91
Interceptions - Yards	1-0	0-0
PENALTIES Number and Yards	4-35	10-58
FUMBLES - Lost	0-0	1-1
TOUCHDOWNS	2	0
EXTRA POINTS Made-Attempts	2-2	0-0
FIELD GOALS Made-Attempts	1-2	0-0
RED ZONE EFFICIENCY	2-3-67%	0-2-0%
GOAL TO GO EFFICIENCY	2-2-100%	0-1-0%
SAFETIES	0	0
GIVEAWAYS	0	2
TAKEAWAYS	2	0
TIME OF POSSESSION	35:21	24:39



## 2021 TALE OF THE TAPE

	NY-G	Tenn.	NFL/Avg
<b>OFFENSE</b>			
GAMES (Won-Lost)	4-13	12-5	---
FIRST DOWNS	299	362	345.5
Rushing	90	134	113.6
Passing	171	194	201.3
Penalty	38	34	30.7
YDS GAINED (tot)	4884	5822	5840.5
Avg per Game	287.3	342.5	343.6
RUSHING (net)	1688	2404	1959.2
Avg per Game	99.3	141.4	115.2
Rushes	419	551	452.9
Yards per Rush	4.0	4.4	4.3
PASSING (net)	3196	3418	3881.3
Avg per Game	188.0	201.1	228.3
Passes Att.	593	535	584.8
Completed	351	359	378.8
Pct Completed	59.2	67.1	64.8
Yards Gained	3463	3745	4150.0
Sacked	38	47	38.9
Yards Lost	267	327	268.7
Had intercepted	20	14	13.8
Yards Opp Ret	267	252	172.1
Opp TDs on Int	3	0	1.3
PUNTS	74	58	64.9
Avg Yards	44.4	44.3	45.6
PUNT RETURNS	26	30	27.5
Avg Return	7.6	9.8	8.8
Returned for TD	0	0	0.1
KICKOFF RETURNS	33	40	34.4
Avg Return	20.7	19.5	22.2
Returned for TD	0	0	0.3
PENALTIES	88	103	100.5
Yards Penalized	674	973	867.0
FUMBLES BY	23	25	20.4
Fumbles Lost	10	11	8.3
Opp Fumbles	17	21	20.4
Opp Fum Lost	7	6	8.3
POSS. TIME (avg)	28:34	32:40	30:00
TOUCHDOWNS	24	49	44.5
Rushing	8	23	15.8
Passing	15	22	26.3
Returns	1	4	2.4
EXTRA-PT KICKS	17/17	43/47	93%
2-PT CONVERSIONS	4/5	2/2	49%
FIELD GOALS/FGA	29/33	26/32	27/32
POINTS SCORED	258	419	390.7
<b>DEFENSE</b>			
POINTS ALLOWED	416	354	390.7
OPP FIRST DOWNS	365	331	345.5
Rushing	126	90	113.6
Passing	216	204	201.3
Penalty	23	37	30.7
OPP YARDS GAINED	6032	5607	5840.5
Avg per Game	354.8	329.8	343.6
OPP RUSHING (net)	2193	1438	1959.2
Avg per Game	129.0	84.6	115.2
Rushes	492	368	452.9
Yards per Rush	4.5	3.9	4.3
OPP PASSING (net)	3839	4169	3881.3
Avg per Game	225.8	245.2	228.3
Passes Att.	611	628	584.8
Completed	402	395	378.8
Pct Completed	65.8	62.9	64.8
Sacked	34	43	38.9
Yards Lost	205	316	268.7
INTERCEPTED BY	15	16	13.8
Yards Returned	135	128	172.1
Returned for TD	1	2	1.3
OPP PUNT RETURNS	28	22	27.5
Avg return	8.5	10.1	8.8
OPP KICKOFF RET	37	40	34.4
Avg return	17.8	20.3	22.2
OPP TOUCHDOWNS	45	38	44.5
Rushing	15	14	15.8
Passing	27	24	26.3
Returns	3	0	2.4

## 2022 SCHEDULE & RESULTS



PRESEASON			
Date	Opponent	W/L	Score
08/11	at Baltimore	L	10-23
08/20	Tampa Bay	W	13-3
08/27	Arizona	W	26-23
REGULAR SEASON			
Date	Opponent	W/L	Score
09/11	N.Y. Giants		
09/19	at Buffalo		
09/25	Las Vegas		
10/02	at Indianapolis		
10/09	at Washington		
10/23	Indianapolis		
10/30	at Houston		
11/06	at Kansas City		
11/13	Denver		
11/17	at Green Bay		
11/27	Cincinnati		
12/04	at Philadelphia		
12/11	Jacksonville		
12/18	at L.A. Chargers		
12/24	Houston		
12/29	Dallas		
01/07-08	at Jacksonville		

PRESEASON			
Date	Opponent	W/L	Score
08/11	at New England	W	23-21
08/21	Cincinnati	W	25-22
08/28	at N.Y. Jets	L	27-31
REGULAR SEASON			
Date	Opponent	W/L	Score
09/11	at Tennessee		
09/18	Carolina		
09/26	Dallas		
10/02	Chicago		
10/09	at Green Bay		
10/16	Baltimore		
10/23	at Jacksonville		
10/30	at Seattle		
11/13	Houston		
11/20	Detroit		
11/24	at Dallas		
12/04	Washington		
12/11	Philadelphia		
12/18	at Washington		
12/24	at Minnesota		
01/01	Indianapolis		
01/07-08	at Philadelphia		

## 2021 REGULAR SEASON INDIVIDUAL LEADERS

Passing		Att	Cmp	Yds	Pct	Y/Att	TD	Int	Lg	Sack/Lost	Rtg
<b>Titans</b>	R. Tannehill	531	357	3,734	67.2	7.0	21	14	57t	47/327	89.6
<b>Giants</b>	D. Jones	361	232	2,428	64.3	6.7	10	7	54t	22/160	84.8
Rushing		No.	Yds	Avg	Long	TD					
<b>Titans</b>	D. Henry	219	937	4.3	76t	10					
	D. Foreman	133	566	4.3	35	3					
	D. Hilliard	56	350	6.3	68t	2					
	R. Tannehill	55	270	4.9	28	7					
<b>Giants</b>	S. Barkley	162	593	3.7	41	2					
	D. Booker	145	593	4.1	31	2					
Receiving		No.	Yds	Avg	Long	TD					
<b>Titans</b>	A. Brown	63	869	13.8	57t	5					
	N. Westbrook-Ikhine	38	476	12.5	46	4					
	A. Firkser	34	291	8.6	24	2					
<b>Giants</b>	E. Ingram	46	408	8.9	30t	3					
	S. Barkley	41	263	6.4	54t	2					
	D. Booker	40	268	6.7	41	1					
Interceptions		No.	Yds	Avg	Long	TD					
<b>Titans</b>	K. Byard	5	66	13.2	24t	1					
<b>Giants</b>	X. McKinney	5	64	12.8	41t	1					
Punting		No.	Yds	Avg	Net	TB	In	Lg	B		
<b>Titans</b>	B. Kern	47	2,105	44.8	40.4	1	18	59	0		
<b>Giants</b>	R. Dixon	74	3,283	44.4	39.5	6	24	63	0		
Punt Returns		No.	FC	Yds	Avg	Lg	TD				
<b>Titans</b>	C. Rogers	30	20	293	9.8	55	0				
<b>Giants</b>	P. Cooper	11	10	90	8.2	17	0				
Kickoff Returns		No.	Yds	Avg	Lg	TD					
<b>Titans</b>	C. Rogers	14	282	20.1	37	0					
<b>Giants</b>	P. Cooper	12	207	17.3	26	0					
Scoring/Kickers		PAT	FG	Pts							
<b>Titans</b>	R. Bullock	42/45	26/31	120							
<b>Giants</b>	G. Gano	17/17	29/33	104							
Sacks		Tot									
<b>Titans</b>	H. Landry	12.0									
<b>Giants</b>	A. Ojulari	8.0									
Tackles		Tot	Solo	Asst							
<b>Titans</b>	K. Byard	88	58	30							
<b>Giants</b>	T. Crowder	130	64	66							

GAME PREVIEW

TEAM NOTES

PLAYER NOTES

MEDIA

STATISTICS

ROSTERS

# THE TITANS ARE ONE OF ONLY TWO NFL TEAMS (CHIEFS) TO EARN A WINNING RECORD IN EACH OF THE PAST SIX SEASONS

## 2021 SITUATIONAL RECORDS (REG. SEASON)

TENNESSEE TITANS		NEW YORK GIANTS	
Total	12 - 5	Total	4 - 13
Home	7 - 2	Home	3 - 5
Away	5 - 3	Away	1 - 8
Grass	8 - 3	Grass	0 - 6
Turf	4 - 2	Turf	4 - 7
AFC	8 - 4	AFC	1 - 4
NFC	4 - 1	NFC	3 - 9
In Division	5 - 1	In Division	1 - 5
Out Division	7 - 4	Out Division	3 - 8
Indoor	1 - 0	Indoor	1 - 2
Outdoor	11 - 5	Outdoor	3 - 11
September	2 - 1	January	0 - 2
October	4 - 1	September	0 - 3
November	2 - 2	October	2 - 2
December	2 - 1	November	2 - 2
January	2 - 0	December	0 - 4
Sunday	10 - 5	Sunday	4 - 10
Monday	1 - 0	Monday	0 - 2
Thursday	1 - 0	Thursday	0 - 1

## LAST WEEK'S STARTERS

Titans vs. Cardinals | Giants vs. Jets

TITANS OFFENSE		GIANTS DEFENSE	
WR	16 Treyton Burks	OLB	53 Oshane Ximines
LT	69 Christian DiLauro	DE	91 Jalyn Holmes
LG	75 Dillon Radunz	DT	71 Justin Ellis
C	62 Corey Levin	DE	93 Nicholas Williams
RG	70 Jordan Roos	OLB	55 Jihad Ward
RT	78 Nicholas Petit-Frere	ILB	54 Blake Martinez
TE	85 Chig Okonkwo	ILB	48 Tae Crowder
WR	18 Kyle Philips	DB	34 Nate Meadors
WR	2 Robert Woods	DB	28 Cordale Flott
QB	7 Malik Willis	CB	33 Aaron Robinson
RB	40 Dontrell Hilliard	S	39 Trenton Thompson

TITANS DEFENSE		GIANTS OFFENSE	
DL	95 DeMarcus Walker	WR	17 Wan'Dale Robinson
DL	91 Larrell Murchison	WR	19 Kenny Golladay
OLB	99 Rashad Weaver	LT	62 Devery Hamilton
OLB	92 Ola Adeniyi	LG	77 Jamil Douglas
LB	53 Dylan Cole	C	76 Jon Feliciano
LB	45 Chance Campbell	RG	72 Max Garcia
CB	39 Lonnie Johnson Jr.	RT	79 Will Holden
DB	28 Joshua Kalu	TE	45 Daniel Bellinger
CB	23 Tre Avery	WR	13 David Sills
CB	3 Caleb Farley	QB	2 Tyrod Taylor
S	29 Theo Jackson	RB	31 Matt Breida

## 2021 INDIVIDUAL NFL RANKINGS

(qualifiers only, where applicable)

Category	Team	Player	Stat	NFL Rank
Passer Rating	Titans	Ryan Tannehill	89.6	20
	Giants	Daniel Jones	84.8	26
Passing Yards	Titans	Ryan Tannehill	3,734	16
	Giants	Daniel Jones	2,428	29
Passing TDs	Titans	Ryan Tannehill	21	16
	Giants	Daniel Jones	10	28
Rushing Yards	Titans	Derrick Henry	937	9
	Giants	S. Barkley, D. Booker	593	38t
Rushing Average	Titans	Derrick Henry	4.28	26
	Giants	Devontae Booker	4.09	31
Rushing TDs	Titans	Derrick Henry	10	6t
	Giants	S. Barkley, D. Booker	2	43t
Receptions	Titans	A.J. Brown	63	45t
	Giants	Evan Engram	46	84t
Receiving Yards	Titans	A.J. Brown	869	32
	Giants	Kenny Golladay	521	82
Receiving TDs	Titans	A.J. Brown	5	40t
	Giants	Evan Engram	3	74t
Sacks	Titans	Harold Landry III	12.0	10
	Giants	Azeez Ojulari	8.0	31t
Interceptions	Titans	Kevin Byard	5	4t
	Giants	Xavier McKinney	5	4t

## THIS WEEK'S NFL SCHEDULE

All Times Central

Thursday, September 8

Buffalo at L.A. Rams NBC 7:20

Sunday, September 11

New Orleans	at Atlanta	FOX	12:00
Cleveland	at Carolina	CBS	12:00
San Francisco	at Chicago	FOX	12:00
Pittsburgh	at Cincinnati	CBS	12:00
Philadelphia	at Detroit	FOX	12:00
Indianapolis	at Houston	CBS	12:00
New England	at Miami	CBS	12:00
Baltimore	at N.Y. Jets	CBS	12:00
Jacksonville	at Washington	FOX	12:00
Kansas City	at Arizona	CBS	3:25
Las Vegas	at L.A. Chargers	CBS	3:25
Green Bay	at Minnesota	FOX	3:25
N.Y. Giants	at Tennessee	FOX	3:25
Tampa Bay	at Dallas	NBC	7:20

Monday, September 12

Denver at Seattle ESPN/ABC 7:15



## WHERE THE TEAMS RANKED IN 2021

### 2021 OFFENSIVE STATISTICS AND NFL RANKING

OFFENSIVE CATEGORY	TITANS STAT (RANK)	GIANTS STAT (RANK)
Yards / Game	342.5 (17)	287.3 (31)
Yards / Play	5.14 (22)	4.65 (31)
Rushing Yards / Game	141.4 (5)	99.3 (24)
Rushing Yards / Play	4.36 (14)	4.03 (24)
Passing Yards / Game	201.1 (24)	188.0 (31)
Passing Yards / Play	6.39 (20)	5.39 (32)
Interception Rate	2.62% (20)	3.37% (30)
Sacks / Pass Attempt	8.79% (26)	6.41% (16)
First Downs / Game	21.3 (9t)	17.6 (31)
Punt Return Avg	9.8 (9)	7.6 (23)
Kickoff Return Avg	19.5 (27)	20.7 (22)
Field Goals Made	81.25% (23)	87.88% (10)
3rd Down Pct	43.64% (8)	36.52% (24)
4th Down Pct	62.50% (7)	43.33% (26)
Red Zone Pct	63.93% (5)	44.74% (32)
Goal to Go%	87.50% (1)	70.59% (21)
Avg Time of Possession	32:40 (2)	28:34 (27)
Points / Game	24.6 (15)	15.2 (31)
Turnover Ratio	-3 (20t)	-8 (26)

### 2021 DEFENSIVE STATISTICS AND NFL RANKING

DEFENSIVE CATEGORY	TITANS STAT (RANK)	GIANTS STAT (RANK)
Yards / Game	329.8 (12)	354.8 (21)
Yards / Play	5.40 (17)	5.31 (11)
Rushing Yards / Game	84.6 (2)	129.0 (25)
Rushing Yards / Play	3.91 (4)	4.46 (22)
Passing Yards / Game	245.2 (25)	225.8 (15)
Passing Yards / Play	6.64 (18)	6.28 (7)
Interception Rate	2.55% (10)	2.45% (13)
Sacks / Pass Attempt	6.85% (13)	5.56% (25)
First Downs / Game	19.5 (10)	21.5 (25)
Punt Return Avg	10.1 (27)	8.5 (14)
Kickoff Return Avg	20.3 (8)	17.8 (1)
3rd Down Pct	36.67% (6)	39.82% (16)
4th Down Pct	58.33% (21)	65.22% (30)
Red Zone Pct	51.72% (7)	52.11% (9)
Goal to Go%	64.71% (10)	72.41% (15t)
Points / Game	20.8 (5t)	24.5 (23)
Point Differential / Game	3.8 (11)	-9.3 (29)
Yard Differential / Game	12.6 (15)	-67.5 (30)

## GIANTS HEAD COACH BRIAN DABOLL

### BRIAN DABOLL AT A GLANCE



- Regular season record: 0-0-0
- Postseason record: 0-0
- Overall record: 0-0-0
- vs. Titans: 0-0
- on the road vs. Titans: 0-0
- at home vs. Titans: 0-0
- vs. Mike Vrabel: 0-0
- Year as Giants head coach: 1
- Year as NFL head coach: 1

#### Brian Daboll's Assistant Coaching Staff:

Angela Baker	Offensive Quality Control Coach
Andy Bischoff	Tight Ends Coach
Anthony Blevins	Assistant Special Teams Coach
Bryan Cox	Assistant Defensive Line Coach
John Egorugwu	Inside Linebackers Coach
Mike Groh	Wide Receivers Coach
Jerome Henderson	Defensive Backs Coach
Bobby Johnson	Offensive Line Coach
Christian Jones	Offensive Assistant
Mike Kafka	Offensive Coordinator
Cade Knox	Offensive Assistant/Game Manager
Don Martindale	Defensive Coordinator
Thomas McGaughey	Special Teams Coordinator
Andre Patterson	Defensive Line Coach
DeAndre Smith	Running Backs Coach
Tony Sparano Jr.	Assistant Offensive Line Coach
Shea Tierney	Quarterbacks Coach
Michael Treier	Assistant Defensive Backs Coach
Drew Wilkins	Outside Linebackers Coach
Kevin Wilkins	Defensive Assistant
Nick Williams	Quality Control/Special Teams Coach
Laura Young	Director of Coaching Operations

Brian Daboll was named the 20th head coach of the New York Giants franchise on Jan. 29, 2022.

Daboll, 47, is a first-time head coach, and he rejoins Joe Schoen, who was hired as the Giants general manager a week before Daboll. Schoen was Buffalo's assistant general manager during Daboll's entire four-year tenure with the Bills. In that time, Daboll and the Bills went 40-25. He helped Buffalo finish in the top five in total yards per game twice and became the first non-Patriots team to win back-to-back AFC East division titles since the 1990-91 Bills did so.

In 2021, Daboll's offense finished third in the NFL with 28.4 points per game and fifth with 381.9 yards per game. Quarterback Josh Allen led Daboll's offense to finish sixth in the league with a franchise-record 409 completions, seventh with 36 touchdown passes and eighth with 4,407 yards. The Bills won their last four regular season games and routed New England in a wild card matchup before their season ended in Kansas City for the second consecutive season.

In 2020, Daboll was voted the Associated Press NFL Assistant Coach of the Year after the Bills finished 13-3 and ended the Patriots' streak of 11 consecutive division titles. Daboll helped lead the Bills offense to finish second in the NFL with 6,343 total yards. Allen finished second in the NFL's Most Valuable Player voting after setting Buffalo single-season franchise records with 4,544 yards, 37 touchdown passes, a 69.2 completion percentage and a 107.2 passer rating.

Daboll helped lead the University of Alabama to its 17th national championship in 2017 as the Crimson Tide's offensive coordinator and quarterbacks coach. Daboll has 21 total years of NFL coaching experience. He spent 11 seasons with the New England Patriots (2000-06, 2013-16) in a variety of roles and helped the franchise win five Super Bowls (XXXVI, XXXVIII, XXXIX, XLIX and LI). Daboll began his coaching career at age 24 in 2000 - Bill Belichick's first year with the team - as a defensive coaching assistant. Prior to entering the NFL, Daboll spent one year (1997) as a volunteer assistant at the College of William & Mary, where he first met Sean McDermott, before serving two seasons (1998-99) as a graduate assistant for Nick Saban at Michigan State.

A 1997 graduate of the University of Rochester, Daboll was a two-year starter for the Yellow Jackets at safety. He is a native of West Seneca, N.Y.

#### BRIAN DABOLL'S BACKGROUND:

- 2022: Buffalo Bills - Head Coach
- 2018-21: Buffalo Bills - Offensive Coordinator
- 2017: Alabama - Offensive Coordinator and Quarterbacks Coach
- 2013-16: New England Patriots - Tight Ends Coach
- 2012: Kansas City Chiefs - Offensive Coordinator
- 2011: Miami Dolphins - Offensive Coordinator
- 2009-10: Cleveland Browns - Offensive Coordinator
- 2007-08: New York Jets - Quarterbacks Coach
- 2002-06: New England Patriots - Wide Receivers Coach
- 2000-01: New England Patriots - Defensive Assistant
- 1998-99: Michigan State - Graduate Assistant
- 1997: William & Mary - Volunteer Assistant



## TITANS-GIANTS CONNECTIONS

### FORMER COLLEGE TEAMMATES

**Bolded name** indicates a player.  
unbolded and underlined name indicates a coach or administrative role (c/a).

	TEN	<b>DE Da'Shawn Hand</b>	(2014-17)
	NYG	<b>S Xavier McKinney</b>	(2017-19)
	NYG	<u>(c/a) Brian Daboll</u>	(2017)
	NYG	<u>(c/a) Shea Tierney</u>	(2016-17)
	TEN	<b>CB Roger McCreary</b>	(2018-21)
	NYG	<b>WR Darius Slayton</b>	(2016-18)
	TEN	<b>WR Nick Westbrook-Ikhine</b>	(2015-19)
	NYG	<b>ILB Micah McFadden</b>	(2018-21)
	TEN	<b>CB Kristian Fulton</b>	(2016-19)
	TEN	<b>FB Tory Carter</b>	(2017-20)
	NYG	<b>DB Cor'Dale Flott</b>	(2019-21)
	TEN	<b>RB Hassan Haskins</b>	(2018-21)
	NYG	<b>G Ben Bredeson</b>	(2016-19)
	TEN	<b>DT Naquan Jones</b>	(2017-20)
	NYG	<b>DB Justin Layne</b>	(2016-18)
	TEN	<b>S Kevin Byard</b>	(2012-15)
	NYG	<b>WR Richie James</b>	(2015-17)
	TEN	<b>DT Jeffery Simmons</b>	(2016-18)
	NYG	<b>OL Tyre Phillips</b>	(2018-19)
	TEN	<b>OLB Rashad Weaver</b>	(2017-20)
	NYG	<b>DB Jason Pinnock</b>	(2017-20)
	TEN	<b>WR Kyle Philips</b>	(2019-21)
	NYG	<b>DB Darnay Holmes</b>	(2017-19)
	TEN	<b>WR Robert Woods</b>	(2010-12)
	NYG	<b>DL Leonard Williams</b>	(2012-14)
	TEN	<u>(c/a) Craig Aukerman</u>	(2003-04)
	NYG	<u>(c/a) Don Martindale</u>	(2001-03)

### FORMER NFL TEAMMATES

#### TITANS

#### GIANTS

**Bolded name** indicates a player.  
*Italicized name* indicates a player that was drafted by this team.  
unbolded and underlined indicates a coach or administrative role (c/a).

		<u>(c/a) Drew Wilkins</u> (2010-21)
		<u>(c/a) Don Martindale</u> (2012-21)
		<u>(c/a) Kevin Wilkins</u> (2015-21)
		<u>(c/a) Andy Bischoff</u> (2015-20)
		<u>(c/a) John Egorugwu</u> (2015-16)
<b>LS Morgan Cox</b> (2010-20)		<b>QB Tyrod Taylor</b> (2011-14)
		<b>DL Justin Ellis</b> (2019-21)
		<b>OLB Jihad Ward</b> (2019-20)
		<b>OL Tyre Phillips</b> (2020-21)
		<b>G Ben Bredeson</b> (2020)
		<u>(c/a) Laura Young</u> (2015-21)
<b>WR Robert Woods</b> (2013-16)		<b>QB Tyrod Taylor</b> (2015-17)
		<u>(c/a) Tony Sparano Jr.</u> (2015-16)
		<u>(c/a) Jerome Henderson</u> (2009-11)
<u>(c/a) Luke Steckel</u> (2009-12)		<u>(c/a) Brian Daboll</u> (2009-10)
<b>RB Dontrell Hilliard</b> (2018-20)		<b>QB Tyrod Taylor</b> (2018)
		<b>P Jamie Gillan</b> (2019-21)
		<u>(c/a) Don Martindale</u> (2009-10)
<u>(c/a) Craig Aukerman</u> (2010)		<b>LS Casey Kreiter</b> (2016-19)
<b>DL DeMarcus Walker</b> (2017-20)		<b>ILB Austin Calitro</b> (2020)
		<u>(c/a) Bobby Johnson</u> (2013-14)
<u>(c/a) Todd Downing</u> (2009-13)		<b>WR Kenny Golladay</b> (2017-20)
<u>(c/a) Jim Schwartz</u> (2009-13)		<b>DL Nick Williams</b> (2020-21)
<b>DE Da'Shawn Hand</b> (2018-21)		
<b>DE Kevin Strong</b> (2019-21)		
<b>LB Zach Cunningham</b> (2017-21)		
<b>S A.J. Moore</b> (2018-21)		<b>QB Tyrod Taylor</b> (2021)
<b>DB Lonnie Johnson Jr.</b> (2019-21)		<u>(c/a) Andy Bischoff</u> (2021)
<b>DL DeMarcus Walker</b> (2021)		
		<b>OL Mark Glowinski</b> (2017-21)
		<b>OLB Jihad Ward</b> (2018-19)
<b>DL Denico Autry</b> (2018-20)		<u>(c/a) Bobby Johnson</u> (2018)
		<u>(c/a) Mike Groh</u> (2020-21)
		<u>(c/a) Bobby Johnson</u> (2012)
<u>(c/a) Craig Aukerman</u> (2011-12)		<u>(c/a) Tony Sparano Jr.</u> (2017-20)
<b>TE Geoff Swaim</b> (2019)		<b>ILB Austin Calitro</b> (2019)
		<b>DL Justin Ellis</b> (2014-19)
<b>DL Denico Autry</b> (2014-17)		<b>OL Jon Feliciano</b> (2015-18)
<u>(c/a) Rob Moore</u> (2015-17)		<u>(c/a) Bobby Johnson</u> (2015-17)
<u>(c/a) Todd Downing</u> (2015-17)		<b>OLB Jihad Ward</b> (2016-17)
		<b>DL Nick Williams</b> (2016-17)
<b>QB Ryan Tannehill</b> (2012-18)		
<b>K Randy Bullock</b> (2015)		<b>DL Leonard Williams</b> (2015-19)
<u>(c/a) Jim Schwartz</u> (2016-20)		<u>(c/a) Mike Groh</u> (2017-19)
<b>OLB Bud Dupree</b> (2015-20)		<b>DB Justin Layne</b> (2019-21)
<b>OLB Ola Adeniyi</b> (2018-20)		
<b>OLB Derek Tuszka</b> (2021)		

## TITANS-GIANTS CONNECTIONS

### VRABEL AND DABOLL

Titans head coach **Mike Vrabel** played for the New England Patriots from 2001 through 2008. Meanwhile, current Giants head coach **Brian Daboll** was with the Patriots from 2000 to 2006, serving as a defensive assistant (2000-01) and wide receivers coach (2002-06).

### FORMER GIANTS

- Titans kicker **Randy Bullock** played one game with the Giants during the 2016 season. He made two of three extra point attempts and did not attempt a field goal.
- Titans defensive back **Joshua Kalu** signed with the Giants in 2021 but spent the entire season on injured reserve.

### FORMER TITANS

- Giants defensive back **Adoree' Jackson** was drafted by the Titans in the first round (18th overall) of the 2017 NFL Draft and spent four years playing for the organization (2017-2020). He appeared in 46 games with 41 starts, and recorded 199 tackles and two interceptions.

### GIANTS WITH NASHVILLE/TENNESSEE AREA CONNECTIONS

- Giants wide receiver **Richie James Jr.** attended Middle Tennessee State from 2014 through 2017. After redshirting his 2014 season, James went on to play in 31 games and registered 243 receptions for 3,249 yards and 23 touchdowns.
- Giants assistant special teams coach **Anthony Blevins** coached special teams and cornerbacks at Tennessee State University from 2009 through 2011. Blevins also coached at the University of Tennessee at Martin, serving as both the recruiting coordinator and cornerbacks coach during the 2008 season.
- Giants assistant defensive backs coach **Micahel Treier** spent the 2016 season coaching at University of Tennessee-Martin, as the co-defensive coordinator and secondary coach.
- Giants inside linebackers coach **John Egorugwu** coached linebackers at Vanderbilt during the 2021 season.

### TITANS WITH NEW YORK AREA CONNECTIONS

- Titans vice president of football administration **Vin Marino** is from the Bronx, N.Y. and attended Fordham University.
- Titans wide receivers coach **Rob Moore** hails from Hempstead, N.Y.

## CAREER GAME-BY-GAME STATS VS. THE GIANTS: TITANS OFFENSE

### QUARTERBACKS

#### Ryan Tannehill (Passing)

Date	Opp	W-L	G/S	Att	Cmp	Pct	Yds	Yd/A	TD	TD%	Int	Int%	Lg	Sk	Lst	Rate
12/14/15	NYG	L	QB	41	25	61.0	236	5.8	1	2.4	0	0.0	47t	1	1	85.0
<b>Totals</b>		<b>0-1</b>	<b>1/1</b>	<b>41</b>	<b>25</b>	<b>61.0</b>	<b>236</b>	<b>5.8</b>	<b>1</b>	<b>2.4</b>	<b>0</b>	<b>0.0</b>	<b>47t</b>	<b>1</b>	<b>1</b>	<b>85.0</b>

#### Ryan Tannehill (Rushing)

Date	Opp	W-L	G/S	Att	Yds	Avg	Lg	TD
12/14/15	NYG	L	QB	4	24	6.0	12	0
<b>Totals</b>		<b>0-1</b>	<b>1/1</b>	<b>4</b>	<b>24</b>	<b>6.0</b>	<b>12</b>	<b>0</b>

#### Malik Willis

Date	Opp	W-L	G/S	Att	Cmp	Pct	Yds	Yd/A	TD	TD%	Int	Int%	Lg	Sk	Lst	Rate
None																
<b>Totals</b>		<b>0-0</b>	<b>0/0</b>	<b>0</b>	<b>0</b>	<b>-</b>	<b>0</b>	<b>-</b>	<b>0</b>	<b>-</b>	<b>0</b>	<b>-</b>	<b>-</b>	<b>0</b>	<b>0</b>	<b>-</b>

### RUNNING BACKS

#### Tory Carter (FB)

Date	Opp	W-L	G/S	Rushing					Receiving							
				Att	Yds	Avg	Lg	TD	Rec	Yds	Avg	Lg	TD			
None																
<b>Totals</b>		<b>0-0</b>	<b>0/0</b>	<b>0</b>	<b>0</b>	<b>-</b>	<b>-</b>	<b>0</b>	<b>0</b>	<b>0</b>	<b>-</b>	<b>-</b>	<b>0</b>			

#### Julius Chestnut

Date	Opp	W-L	G/S	Rushing					Receiving							
				Att	Yds	Avg	Lg	TD	Rec	Yds	Avg	Lg	TD			
None																
<b>Totals</b>		<b>0-0</b>	<b>0/0</b>	<b>0</b>	<b>0</b>	<b>-</b>	<b>-</b>	<b>0</b>	<b>0</b>	<b>0</b>	<b>-</b>	<b>-</b>	<b>0</b>			

#### Hassan Haskins

Date	Opp	W-L	G/S	Rushing					Receiving							
				Att	Yds	Avg	Lg	TD	Rec	Yds	Avg	Lg	TD			
None																
<b>Totals</b>		<b>0-0</b>	<b>0/0</b>	<b>0</b>	<b>0</b>	<b>-</b>	<b>-</b>	<b>0</b>	<b>0</b>	<b>0</b>	<b>-</b>	<b>-</b>	<b>0</b>			

#### Derrick Henry

Date	Opp	W-L	G/S	Rushing					Receiving				
				Att	Yds	Avg	Lg	TD	Rec	Yds	Avg	Lg	TD
12/16/18	@ NYG	W	RB	33	170	5.2	22	2	1	0	0.0	0	0
<b>Totals</b>		<b>1-0</b>	<b>1/1</b>	<b>33</b>	<b>170</b>	<b>5.2</b>	<b>22</b>	<b>2</b>	<b>1</b>	<b>0</b>	<b>0.0</b>	<b>0</b>	<b>0</b>

#### Dontrell Hilliard

Date	Opp	W-L	G/S	Rushing					Receiving				
				Att	Yds	Avg	Lg	TD	Rec	Yds	Avg	Lg	TD
None													
<b>Totals</b>		<b>0-0</b>	<b>0/0</b>	<b>0</b>	<b>0</b>	<b>-</b>	<b>-</b>	<b>0</b>	<b>0</b>	<b>0</b>	<b>-</b>	<b>-</b>	<b>0</b>



## CAREER GAME-BY-GAME STATS VS. THE GIANTS: TITANS OFFENSE

### WIDE RECEIVERS

#### Treyton Burks

Date	Opp	W-L	G/S	Rec	Yds	Avg	Lg	TD
None								
<b>Totals</b>		<b>0-0</b>	<b>0/0</b>	<b>0</b>	<b>0</b>	<b>-</b>	<b>-</b>	<b>0</b>

#### Cody Hollister

Date	Opp	W-L	G/S	Rec	Yds	Avg	Lg	TD
None								
<b>Totals</b>		<b>0-0</b>	<b>0/0</b>	<b>0</b>	<b>0</b>	<b>-</b>	<b>-</b>	<b>0</b>

#### Kyle Philips

Date	Opp	W-L	G/S	Rec	Yds	Avg	Lg	TD
None								
<b>Totals</b>		<b>0-0</b>	<b>0/0</b>	<b>0</b>	<b>0</b>	<b>-</b>	<b>-</b>	<b>0</b>

#### Nick Westbrook-Ikhine

Date	Opp	W-L	G/S	Rec	Yds	Avg	Lg	TD
None								
<b>Totals</b>		<b>0-0</b>	<b>0/0</b>	<b>0</b>	<b>0</b>	<b>-</b>	<b>-</b>	<b>0</b>

#### Robert Woods

Date	Opp	W-L	G/S	Rec	Yds	Avg	Lg	TD
10/4/15	NYG	L		3	33	11.0	17	0
11/5/17	@ NYG	W	WR	4	70	17.5	52t	2
10/4/20	NYG	W	WR	6	36	6.0	15	0
10/17/21	@ NYG	W	WR	2	31	15.5	16	1
<b>Totals</b>		<b>3-1</b>	<b>4/3</b>	<b>15</b>	<b>170</b>	<b>11.3</b>	<b>52t</b>	<b>3</b>

### TIGHT ENDS

#### Austin Hooper

Date	Opp	W-L	G/S	Rec	Yds	Avg	Lg	TD
10/22/18	NYG	W	TE	3	48	16.0	36	0
12/20/20	@ NYG	W	TE	5	41	8.2	17	1
<b>Totals</b>		<b>2-0</b>	<b>2/2</b>	<b>8</b>	<b>89</b>	<b>11.1</b>	<b>36</b>	<b>1</b>

#### Chig Okonkwo

Date	Opp	W-L	G/S	Rec	Yds	Avg	Lg	TD
None								
<b>Totals</b>		<b>0-0</b>	<b>0/0</b>	<b>0</b>	<b>0</b>	<b>-</b>	<b>-</b>	<b>0</b>

#### Geoff Swaim

Date	Opp	W-L	G/S	Rec	Yds	Avg	Lg	TD
9/11/16	NYG	L	TE	1	21	21.0	21	0
9/10/17	NYG	W		0	0	-	-	0
12/10/17	@ NYG	W		0	0	-	-	0
9/16/18	NYG	W	TE	0	0	-	-	0
<b>Totals</b>		<b>3-1</b>	<b>4/2</b>	<b>1</b>	<b>21</b>	<b>21.0</b>	<b>21</b>	<b>0</b>

## CAREER GAME-BY-GAME STATS VS. THE GIANTS: TITANS SPECIALISTS

### RETURNERS

#### Dontrell Hilliard

Date	Opp	W-L	PR	FC	Yds	Avg	Lg	TD	KR	Yds	Avg	Lg	TD
None													
<b>Totals</b>		<b>0-0</b>	<b>0</b>	<b>0</b>	<b>0</b>	<b>-</b>	<b>-</b>	<b>0</b>	<b>0</b>	<b>0</b>	<b>-</b>	<b>-</b>	<b>0</b>

#### Kyle Philips

Date	Opp	W-L	PR	FC	Yds	Avg	Lg	TD	KR	Yds	Avg	Lg	TD
None													
<b>Totals</b>		<b>0-0</b>	<b>0</b>	<b>0</b>	<b>0</b>	<b>-</b>	<b>-</b>	<b>0</b>	<b>0</b>	<b>0</b>	<b>-</b>	<b>-</b>	<b>0</b>

### KICKERS

#### Randy Bullock

Date	Opp	W-L	FGM	FGA	Pct	XPM	XPA	1-19	20-29	30-39	40-49	50+	Lg	KO	TB
9/21/14	@ NYG	L	1	1	100.0	2	2	0-0	1-1	0-0	0-0	0-0	27	3	2
12/6/15	@ NYG	W	3	3	100.0	2	2	0-0	2-2	1-1	0-0	0-0	31	6	2
12/4/16	NYG	W	3	3	100.0	1	1	0-0	0-0	2-2	1-1	0-0	44	6	3
11/29/20	NYG	L	1	1	100.0	2	2	0-0	0-0	0-0	1-1	0-0	44	4	2
<b>Totals</b>		<b>2-2</b>	<b>8</b>	<b>8</b>	<b>100.0</b>	<b>7</b>	<b>7</b>	<b>0-0</b>	<b>3-3</b>	<b>3-3</b>	<b>2-2</b>	<b>0-0</b>	<b>44</b>	<b>19</b>	<b>9</b>

### PUNTERS

#### Ryan Stonehouse

Date	Opp	W-L	Num	Blk	Yds	Avg	Lg	TB	In20	NetAvg
None										
<b>Totals</b>		<b>0-0</b>	<b>0</b>	<b>0</b>	<b>0</b>	<b>-</b>	<b>-</b>	<b>0</b>	<b>0</b>	<b>-</b>

## CAREER GAME-BY-GAME STATS VS. THE GIANTS: TITANS DEFENSE

### Ola Adeniyi (OLB)

Date	Opp	W-L	G/S	Tackle	Sack	Int	FF	FR
9/14/20	@ NYG	W		1	0.0	0	0	0
<b>Totals</b>		<b>1-0</b>	<b>1/0</b>	<b>1</b>	<b>0.0</b>	<b>0</b>	<b>0</b>	<b>0</b>

### Ugo Amadi (DB)

Date	Opp	W-L	G/S	Tackle	Sack	Int	FF	FR
12/6/20	NYG	L		1	0.0	0	0	0
<b>Totals</b>		<b>0-1</b>	<b>1/0</b>	<b>1</b>	<b>0.0</b>	<b>0</b>	<b>0</b>	<b>0</b>

### Denico Autry (DL)

Date	Opp	W-L	G/S	Tackle	Sack	Int	FF	FR
12/3/17	NYG	W		3	1.0	0	0	0
12/23/18	NYG	W	UT	2	0.0	0	0	0
<b>Totals</b>		<b>2-0</b>	<b>2/1</b>	<b>5</b>	<b>1.0</b>	<b>0</b>	<b>0</b>	<b>0</b>

### Tre Avery (CB)

Date	Opp	W-L	G/S	Tackle	Sack	Int	FF	FR
None								
<b>Totals</b>		<b>0-0</b>	<b>0/0</b>	<b>0</b>	<b>0.0</b>	<b>0</b>	<b>0</b>	<b>0</b>

### Kevin Byard (S)

Date	Opp	W-L	G/S	Tackle	Sack	Int	FF	FR
12/16/18	@ NYG	W	FS	4	1.0	1	0	0
<b>Totals</b>		<b>1-0</b>	<b>1/1</b>	<b>4</b>	<b>1.0</b>	<b>1</b>	<b>0</b>	<b>0</b>

### Dylan Cole (LB)

Date	Opp	W-L	G/S	Tackle	Sack	Int	FF	FR
9/23/18	NYG	L		1	0.0	0	0	0
<b>Totals</b>		<b>0-1</b>	<b>1/0</b>	<b>1</b>	<b>0.0</b>	<b>0</b>	<b>0</b>	<b>0</b>

### Zach Cunningham (LB)

Date	Opp	W-L	G/S	Tackle	Sack	Int	FF	FR
9/23/18	NYG	L	WLB	6	0.0	0	0	0
<b>Totals</b>		<b>0-1</b>	<b>1/1</b>	<b>6</b>	<b>0.0</b>	<b>0</b>	<b>0</b>	<b>0</b>

### Bud Dupree (OLB)

Date	Opp	W-L	G/S	Tackle	Sack	Int	FF	FR
12/4/16	NYG	W		2	0.0	0	0	0
9/14/20	@ NYG	W	OLB	4	0.0	0	0	0
<b>Totals</b>		<b>2-0</b>	<b>2/1</b>	<b>6</b>	<b>0.0</b>	<b>0</b>	<b>0</b>	<b>0</b>

### Caleb Farley (CB)

Date	Opp	W-L	G/S	Tackle	Sack	Int	FF	FR
None								
<b>Totals</b>		<b>0-0</b>	<b>0/0</b>	<b>0</b>	<b>0.0</b>	<b>0</b>	<b>0</b>	<b>0</b>

### Kristian Fulton (CB)

Date	Opp	W-L	G/S	Tackle	Sack	Int	FF	FR
None								
<b>Totals</b>		<b>0-0</b>	<b>0/0</b>	<b>0</b>	<b>0.0</b>	<b>0</b>	<b>0</b>	<b>0</b>

### Da'Shawn Hand (DE)

Date	Opp	W-L	G/S	Tackle	Sack	Int	FF	FR
10/27/19	NYG	W		4	0.0	0	0	0
<b>Totals</b>		<b>1-0</b>	<b>1/0</b>	<b>4</b>	<b>0.0</b>	<b>0</b>	<b>0</b>	<b>0</b>

### Amani Hooker (S)

Date	Opp	W-L	G/S	Tackle	Sack	Int	FF	FR
None								
<b>Totals</b>		<b>0-0</b>	<b>0/0</b>	<b>0</b>	<b>0.0</b>	<b>0</b>	<b>0</b>	<b>0</b>

### Lonnie Johnson Jr. (DB)

Date	Opp	W-L	G/S	Tackle	Sack	Int	FF	FR
None								
<b>Totals</b>		<b>0-0</b>	<b>0/0</b>	<b>0</b>	<b>0.0</b>	<b>0</b>	<b>0</b>	<b>0</b>

### Naquan Jones (DT)

Date	Opp	W-L	G/S	Tackle	Sack	Int	FF	FR
None								
<b>Totals</b>		<b>0-0</b>	<b>0/0</b>	<b>0</b>	<b>0.0</b>	<b>0</b>	<b>0</b>	<b>0</b>

### Joshua Kalu (DB)

Date	Opp	W-L	G/S	Tackle	Sack	Int	FF	FR
12/16/18	@ NYG	W		0	0.0	0	0	0
<b>Totals</b>		<b>1-0</b>	<b>1/0</b>	<b>0</b>	<b>0.0</b>	<b>0</b>	<b>0</b>	<b>0</b>

### David Long Jr. (LB)

Date	Opp	W-L	G/S	Tackle	Sack	Int	FF	FR
None								
<b>Totals</b>		<b>0-0</b>	<b>0/0</b>	<b>0</b>	<b>0.0</b>	<b>0</b>	<b>0</b>	<b>0</b>

### Elijah Molden (CB)

Date	Opp	W-L	G/S	Tackle	Sack	Int	FF	FR
None								
<b>Totals</b>		<b>0-0</b>	<b>0/0</b>	<b>0</b>	<b>0.0</b>	<b>0</b>	<b>0</b>	<b>0</b>

### A.J. Moore Jr. (S)

Date	Opp	W-L	G/S	Tackle	Sack	Int	FF	FR
9/23/18	NYG	L		0	0.0	0	0	0
<b>Totals</b>		<b>0-1</b>	<b>1/0</b>	<b>0</b>	<b>0.0</b>	<b>0</b>	<b>0</b>	<b>0</b>

### Jeffery Simmons (DT)

Date	Opp	W-L	G/S	Tackle	Sack	Int	FF	FR
None								
<b>Totals</b>		<b>0-0</b>	<b>0/0</b>	<b>0</b>	<b>0.0</b>	<b>0</b>	<b>0</b>	<b>0</b>

### Kevin Strong (DE)

Date	Opp	W-L	G/S	Tackle	Sack	Int	FF	FR
None								
<b>Totals</b>		<b>0-0</b>	<b>0/0</b>	<b>0</b>	<b>0.0</b>	<b>0</b>	<b>0</b>	<b>0</b>

### Teair Tart (DT)

Date	Opp	W-L	G/S	Tackle	Sack	Int	FF	FR
None								
<b>Totals</b>		<b>0-0</b>	<b>0/0</b>	<b>0</b>	<b>0.0</b>	<b>0</b>	<b>0</b>	<b>0</b>

### Derrek Tuszka (OLB)

Date	Opp	W-L	G/S	Tackle	Sack	Int	FF	FR
None								
<b>Totals</b>		<b>0-0</b>	<b>0/0</b>	<b>0</b>	<b>0.0</b>	<b>0</b>	<b>0</b>	<b>0</b>

### DeMarcus Walker (DL)

Date	Opp	W-L	G/S	Tackle	Sack	Int	FF	FR
10/15/17	NYG	L		1	0.0	0	0	0
<b>Totals</b>		<b>0-1</b>	<b>1/0</b>	<b>1</b>	<b>0.0</b>	<b>0</b>	<b>0</b>	<b>0</b>

### Rashad Weaver (OLB)

Date	Opp	W-L	G/S	Tackle	Sack	Int	FF	FR
None								
<b>Totals</b>		<b>0-0</b>	<b>0/0</b>	<b>0</b>	<b>0.0</b>	<b>0</b>	<b>0</b>	<b>0</b>



## REGULAR TITANS LINEUP

### OFFENSIVE STARTERS

**WR 15-Nick Westbrook-Ikhine (6-2, 211, 3rd Year/3rd with Titans, Indiana)** - The former undrafted free agent emerged as a regular on offense in 2021, appearing in 16 games with seven starts. He ranked second on the team in catches (38), receiving yards (476) and receiving touchdowns (four).

	G	GS	Rec	Yds	Avg	Lg	TD
2021	16	7	38	476	12.5	46	4
Career	30	8	41	509	12.4	46	4

**TE 81-Austin Hooper (6-4, 254, 7th year/1st with Titans, Stanford)** - The two-time Pro Bowl selection amassed 298 receptions for 3,024 yards and 23 touchdowns in six seasons before joining the Titans. A third-round pick by the Falcons in 2016, he spent four seasons in Atlanta before playing the past two campaigns in Cleveland.

	G	GS	Rec	Yds	Avg	Lg	TD
2021	16	16	38	345	9.1	34	3
Career	88	57	298	3,024	10.1	88t	23

**LT 77-Taylor Lewan (6-7, 309, 9th Year/9th with Titans, Michigan)** - The team's first-round pick in 2014 (11th overall) was voted to the Pro Bowl each season from 2016-18. He appeared in 103 games (98 starts) in his first eight seasons, including 13 starts in 2021.

2021 G/GS: 13/13, Career G/GS: 103/98

**LG 55-Aaron Brewer (6-1, 295, 3rd Year/3rd with Titans, Texas State)** - The former undrafted free agent appeared in 12 games in each of his first two seasons, including five starts in 2021. He has experience at guard and center.

2021 G/GS: 12/5, Career G/GS: 24/6

**C 60-Ben Jones (6-3, 308, 11th Year/7th with Titans, Georgia)** - Added as an unrestricted free agent in 2016, the former fourth-round pick played four previous seasons with the Houston Texans. He started 96 of 97 possible games during his first six seasons in Tennessee.

2021 G/GS: 17/17, Career G/GS: 160/139

**RG 64-Nate Davis (6-3, 316, 4th Year/4th with Titans, Charlotte)** - The 2019 third-round pick started 12 contests at right guard as a rookie and followed with 16 starts in his second season and 14 starts in 2021.

2021 G/GS: 14/14, Career G/GS: 43/42

**RT 78-Nicholas Petit-Frere (6-5, 316, Rookie, Ohio State)** - The third-round draft pick played in 35 games with 20 starts at Ohio State, including 12 starts at left tackle as a junior in 2021.

**TE 87-Geoff Swaim (6-4, 260, 8th year/3rd with Titans, Texas)** - Swaim was signed as a free agent in 2020 after previous stints with the Cowboys (2015-18) and Jaguars (2019). He was a seventh-round pick with Dallas in 2015.

	G	GS	Rec	Yds	Avg	Lg	TD
2021	16	16	31	210	6.8	26	3
Career	69	44	88	694	7.9	43	5

**WR 2-Robert Woods (6-0, 195, 10th Year/1st with Titans, Southern California)** - Acquired in a trade with the Rams in 2022, the former second-round pick of the Bills spent his first four NFL seasons in Buffalo before joining the Rams. He totaled 570 receptions for 7,077 yards and 35 touchdowns in 125 games prior to arriving in Tennessee.

	G	GS	Rec	Yds	Avg	Lg	TD
2021	9	9	45	556	12.4	28	4
Career	125	115	570	7,077	12.4	94t	35

**QB 17-Ryan Tannehill (6-4, 217, 11th Year/4th with Titans, Texas A&M)** - Acquired via trade from Miami in 2019, he led the Titans to three consecutive playoff appearances and two division titles in his first three seasons. From the time he took over as the Titans' starter in 2019 through 2021, his 102.3 passer rating ranked sixth in the NFL.

	G	GS	Att	Cmp	Pct	Yds	TD	Int	Lg	Sk	Rate
2021	17	17	531	357	67.2	3,734	21	14	57t	47	89.6
Career	133	131	4,209	2,702	64.2	30,729	199	102	91t	350	91.7

**RB 22-Derrick Henry (6-3, 247, 7th Year/7th with Titans, Alabama)** - The former Heisman winner, 2016 second-round pick and two-time NFL rushing champion (2019-20) was limited by injuries to eight games in 2021 after winning AP Offensive Player of the Year honors in 2020. No player had more rushing yards (6,307) or rushing touchdowns (60) from 2017 to 2021.

	G	GS	Att	Yds	Avg	Lg	TD	Rec	Yds	Avg	Lg	TD
2021	8	8	219	937	4.3	76t	10	18	154	8.6	16	0
Career	86	55	1,401	6,797	4.9	99t	65	94	846	9.0	75t	3

### OFFENSIVE RESERVES

**WR 16-Treyton Burks (6-2, 225, Rookie, Arkansas)** - The 18th overall draft pick played three seasons at Arkansas (2019-21), where he became the sixth all-time leading receiver in Razorbacks history (146 receptions for 2,399 yards) and tied for the fifth-most touchdown catches in school annals (18).

**FB 44-Tory Carter (6-0, 229, 2nd Year/2nd with Titans, Louisiana State)** - After entering the NFL as an undrafted free agent in 2021, he appeared in eight games with two starts as a rookie. Prior to the NFL, he played 42 games at LSU, where he was part of a 2019 national championship season.

	G	GS	Att	Yds	Avg	Lg	TD	Rec	Yds	Avg	Lg	TD
2021	8	2	0	0	-	-	0	0	0	-	-	0
Career	8	2	0	0	-	-	0	0	0	-	-	0

**OL 71-Dennis Daley (6-6, 326, 4th Year/1st with Titans, South Carolina)** - The former sixth-round pick was acquired in a trade with Carolina prior to the 2022 regular season. He totaled 34 games played with 21 starts during his first three NFL campaigns with the Panthers.

2021 G/GS: 15/9, Career G/GS: 34/21

**RB 25-Hassan Haskins (6-2, 228, Rookie, Michigan)** - The fourth-round pick appeared in 36 games with 22 starts at Michigan, where he totaled 452 carries for 2,324 yards and 30 scores. He was named first-team All-Big Ten in 2021 after rushing for 1,327 yards and a school-record 20 touchdowns.

**RB 40-Dontrell Hilliard (5-11, 202, 5th year/2nd with Titans, Tulane)** - The former undrafted free agent arrived in October 2021 after previous time in Cleveland (2018-20) and Houston (2020). He set career highs with five starts and 350 rushing yards in 2021.

	G	GS	Att	Yds	Avg	Lg	TD	Rec	Yds	Avg	Lg	TD
2021	8	5	56	350	6.3	68t	2	19	87	4.6	28	0
Career	40	5	78	447	5.7	68t	4	41	286	7.0	28	0

**OL 73-Jamarco Jones (6-4, 293, 5th Year/1st with Titans, Ohio State)** - Signed as an unrestricted free agent in 2022, the former fifth-round pick appeared in 36 games with seven starts with the Seahawks from 2019-21 after missing his 2018 rookie campaign on injured reserve.

2021 G/GS: 10/2, Career G/GS: 36/7

**C/G 62-Corey Levin (6-4, 307, 4th Year/4th with Titans, Chattanooga)** - A sixth-round pick in 2017, Levin re-joined the Titans in 2021 after being claimed off waivers from the N.Y. Jets. He has also spent time with the Broncos, Bears and Patriots.

2021 G/GS: 12/0, Career G/GS: 28/1

**TE 85-Chig Okonkwo (6-3, 238, Rookie, Maryland)** - The fourth-round pick appeared in 37 games with 20 starts over four seasons (2018-21) at Maryland, totaling 77 receptions for 717 yards and eight touchdowns. His 52 receptions as a senior ranked second in program history by a tight end.

**WR 18-Kyle Phillips (5-11, 189, Rookie, UCLA)** - The fifth-round pick started 23 of his 34 games at UCLA, totaling 163 receptions for 1,821 yards and 17 touchdowns. He added 25 punt returns for 496 yards (19.8 avg.) with two touchdowns.

**OL 75-Dillon Radunz (6-6, 301, 2nd Year/2nd with Titans, North Dakota State)** - The second-round draft pick in 2021 appeared in 12 games with one start as a rookie. He started 32 games at left tackle in college.

2021 G/GS: 12/1, Career G/GS: 12/1

**QB 7-Malik Willis (6-1, 219, Rookie, Liberty)** - The third-round pick spent three total years at Liberty after transferring from Auburn. During two seasons as Liberty's starter (2020-21), he directed the Flames to two bowl victories and led the FBS with 74 total passing (47) and rushing (27) touchdowns.

### SPECIALISTS

**LS 46-Morgan Cox (6-4, 233, 13th Year/2nd with Titans, Tennessee)** - Cox was signed as an unrestricted free agent in 2021 after playing his first 11 seasons in Baltimore, where he earned three Pro Bowl berths.

2021 G/GS: 17/0, Career G/GS: 182/0

**P 4-Ryan Stonehouse (5-10, 193, Rookie, Colorado State)** - The undrafted rookie appeared in 53 games over five seasons at Colorado State (2017-21) and set the NCAA record for career gross punting average (47.8). In 2021, he recorded a 50.9-yard average on 58 punts.

**K 14-Randy Bullock (5-9, 210, 11th Year/2nd with Titans, Texas A&M)** - After spending his first nine NFL seasons primarily in Houston (2012-15) and Cincinnati (2016-20), he joined the Titans in 2021. His 120 points in 2021 ranked ninth in franchise history.

	G	FGM	FGA	Pct	Lg	XPM	XPA	Pts
2021	16	26	31	83.9	51	42	45	120
Career	123	194	233	83.3	57	257	270	839

## REGULAR TITANS LINEUP

### DEFENSIVE STARTERS

**DE 95-DeMarcus Walker** (6-4, 280, 6th Year/1st with Titans, Florida State) - Signed as a free agent in 2022, the former second-round pick arrived in Tennessee with 49 games of experience with the Denver Broncos (2017-20) and Houston Texans (2021).

	GP	GS	Tackle	Sack	QBP	TFL	Int	PD	FF	FR
2021	13	2	31	2.0	7	4	0	1	1	0
Career	49	7	82	12.5	23	14	0	2	2	1

**NT 93-Teair Tart** (6-2, 304, 3rd Year/3rd with Titans, Florida International) - Originally an undrafted free agent in 2020, he totaled 18 games in his first two seasons, including 10 starts in 2021.

	GP	GS	Tackle	Sack	QBP	TFL	Int	PD	FF	FR
2021	11	10	16	0.0	3	2	0	0	0	0
Career	18	11	21	0.0	5	3	0	1	0	0

**DT 98-Jeffery Simmons** (6-4, 305, 4th Year/4th with Titans, Mississippi State) - The 19th overall draft pick in 2019 made his first Pro Bowl in 2021 after setting career highs in several categories, including games (17), starts (17), tackles (54), sacks (8.5) and passes defended (six). He appeared in 29 consecutive games through the end of 2021.

	GP	GS	Tackle	Sack	QBP	TFL	Int	PD	FF	FR
2021	17	17	54	8.5	58	12	0	6	0	0
Career	41	39	143	13.5	92	17	0	12	1	3

**OLB 48-Bud Dupree** (6-4, 269, 8th Year/2nd with Titans, Kentucky) - The former first-round pick signed in Tennessee in 2021 following six seasons in Pittsburgh, where he totaled 39.5 sacks in 81 games. In his first season with the Titans, he appeared in 11 games and totaled three sacks.

	GP	GS	Tackle	Sack	QBP	TFL	Int	PD	FF	FR
2021	11	6	17	3.0	15	2	0	1	1	0
Career	92	72	248	42.5	79	55	1	12	9	3

**ILB 51-David Long Jr.** (5-11, 227, 4th Year/4th with Titans, West Virginia) - The 2019 sixth-round pick emerged as a starter in the second half of 2020. In 2021, he set career highs with nine starts and 75 tackles, which tied for second place on the squad.

	GP	GS	Tackle	Sack	QBP	TFL	Int	PD	FF	FR
2021	10	9	75	0.0	6	4	2	6	0	0
Career	38	14	140	0.0	7	8	2	9	1	0

**ILB 41-Zach Cunningham** (6-3, 238, 6th Year/2nd with Titans, Vanderbilt) - The Pinson, Ala., native was claimed off waivers from Houston in 2021. In four-plus seasons with the Texans, the second-round pick played 72 games with 570 tackles, 6.5 sacks and one interception.

	GP	GS	Tackle	Sack	QBP	TFL	Int	PD	FF	FR
2021	14	11	92	0.0	1	7	0	3	1	0
Career	76	70	579	6.5	12	29	1	18	5	3

**OLB 96-Denico Autry** (6-5, 285, 9th Year/2nd with Titans, Mississippi State) - Originally a rookie free agent with the Raiders in 2014, he totaled 96 games with the Raiders (2014-17) and Colts (2018-20) before joining the Titans. In 2021, he played in all 17 games and matched a career high with nine sacks.

	GP	GS	Tackle	Sack	QBP	TFL	Int	PD	FF	FR
2021	17	11	32	9.0	44	10	0	6	0	0
Career	113	67	248	39.5	97	60	0	25	3	3

**CB 21-Roger McCreary** (5-11, 190, Rookie, Auburn) - The second-round pick (35th overall) was a two-year starter at Auburn, where he compiled six interceptions and 35 passes defended in 42 games (23 starts).

**S 31-Kevin Byard** (5-11, 212, 7th Year/7th with Titans, Middle Tennessee State) - The 2016 third-round pick appeared in all 97 games with 88 starts during his first six seasons. He ranked third in the NFL from 2017-21 with 23 total interceptions. His five interceptions in 2021 helped him earn AP All-Pro honors and his second career Pro Bowl.

	GP	GS	Tackle	Sack	QBP	TFL	Int	PD	FF	FR
2021	17	17	88	1.0	2	1	5	13	2	1
Career	97	88	536	4.0	15	13	23	62	3	3

**S 37-Amani Hooker** (5-11, 210, 4th Year/4th with Titans, Iowa) - The fourth-round pick in 2019 played in 44 games in his first three seasons. He made 12 starts in 2021 and set a career high with 62 tackles.

	GP	GS	Tackle	Sack	QBP	TFL	Int	PD	FF	FR
2021	12	12	62	0.0	0	1	1	4	1	0
Career	44	15	119	0.0	0	2	5	12	1	0

**CB 26-Kristian Fulton** (5-11, 197, 3rd Year/3rd with Titans, Louisiana State) - The 2020 second-rounder had one interception in six games as a rookie. He followed that with 13 starts, two interceptions and a team-high 14 passes defended in his second campaign.

	GP	GS	Tackle	Sack	QBP	TFL	Int	PD	FF	FR
2021	13	13	40	0.0	0	0	2	14	0	0
Career	19	15	56	1.0	1	1	3	15	0	0

### DEFENSIVE RESERVES

**OLB 92-Ola Adeniyi** (6-1, 248, 5th Year/2nd with Titans, Toledo) - The former undrafted free agent with Pittsburgh in 2018 was signed by the Titans in 2021. He tied for third on the Titans in 2021 with 10 special teams tackles and added a career-high 2.5 sacks.

	GP	GS	Tackle	Sack	QBP	TFL	Int	PD	FF	FR
2021	16	0	11	2.5	20	2	0	1	0	0
Career	48	1	30	2.5	20	3	0	1	0	1

**ILB 45-Chance Campbell** (6-2, 232, Rookie, Mississippi) - The seventh-round pick started 13 games and led his team with 109 tackles in one season at Ole Miss (2021) after transferring from Maryland, where he played three seasons (2018-20).

**ILB 53-Dylan Cole** (6-0, 237, 6th Year/2nd with Titans, Missouri State) - Cole joined the Titans during the 2021 campaign and set a career high with 10 special teams tackles. Prior to arriving in Tennessee, he totaled 37 games with the Texans after entering the NFL as a rookie free agent in 2017.

	GP	GS	Tackle	Sack	QBP	TFL	Int	PD	FF	FR
2021	9	0	6	0.0	1	1	0	1	0	0
Career	46	1	73	1.0	3	6	2	8	0	1

**CB 3-Caleb Farley** (6-2, 197, 2nd Year/2nd with Titans, Virginia Tech) - The 22nd overall pick in 2021 was limited to three games as a rookie due to injuries. He had six interceptions in 24 games at Virginia Tech.

	GP	GS	Tackle	Sack	QBP	TFL	Int	PD	FF	FR
2021	3	1	4	0.0	0	0	0	1	0	0
Career	3	1	4	0.0	0	0	0	1	0	0

**DB 20-Lonnie Johnson Jr.** (6-2, 213, 4th Year/1st with Titans, Kentucky) - Acquired off waivers from Kansas City during the 2022 preseason, the former second-round pick of the Texans spent 2019 through 2021 in Houston, totaling 19 starts, 159 tackles and three interceptions in 44 total games.

	GP	GS	Tackle	Sack	QBP	TFL	Int	PD	FF	FR
2021	14	7	51	0.0	0	0	3	6	0	0
Career	44	19	159	0.0	5	1	3	13	0	0

**DL 90-Naquan Jones** (6-3, 313, 2nd Year/2nd with Titans, Michigan State) - As an undrafted rookie in 2021, he recorded five starts and 2.5 sacks in 13 games. He appeared in 46 games in four collegiate seasons, totaling 78 tackles and three sacks.

	GP	GS	Tackle	Sack	QBP	TFL	Int	PD	FF	FR
2021	13	5	29	2.5	4	4	0	2	0	0
Career	13	5	29	2.5	4	4	0	2	0	0

**CB 24-Elijah Molden** (5-10, 192, 2nd Year/2nd with Titans, Washington) - The third-round draft pick (100th overall) appeared in 16 games as a rookie in 2021, including seven starts in sub-packages. He played 44 collegiate games with 153 tackles and five interceptions.

	GP	GS	Tackle	Sack	QBP	TFL	Int	PD	FF	FR
2021	16	7	60	0.0	6	3	1	4	1	1
Career	16	7	60	0.0	6	3	1	4	1	1

**S 33-A.J. Moore Jr.** (5-11, 200, 5th Year/1st with Titans, Mississippi) - The 2022 unrestricted free agent signee led the Texans with 34 special teams tackles from 2018-21. He entered the NFL in 2018 as a rookie free agent with New England.

	GP	GS	Tackle	Sack	QBP	TFL	Int	PD	FF	FR
2021	12	0	2	0.0	0	0	0	0	1	0
Career	55	5	35	1.0	2	2	0	1	2	1

**OLB 59-Derrek Tuszka** (6-5, 246, 3rd Year/1st with Titans, North Dakota State) - Acquired off waivers from Pittsburgh prior to the 2022 season, the former seventh-round pick of the Broncos spent his 2020 rookie season in Denver before totaling two sacks with the Steelers in 2021.

	GP	GS	Tackle	Sack	QBP	TFL	Int	PD	FF	FR
2021	15	0	16	2.0	7	1	0	0	1	0
Career	24	0	18	2.0	7	2	0	0	1	0

**OLB 99-Rashad Weaver** (6-4, 259, 2nd Year/2nd with Titans, Pittsburgh) - As a rookie in 2021, the fourth-round pick suffered a season-ending injury in the third game of the season. At Pittsburgh, he was a consensus All-American as a senior after totaling 14.5 tackles for loss and 7.5 sacks.

	GP	GS	Tackle	Sack	QBP	TFL	Int	PD	FF	FR
2021	2	0	2	0.0	0	0	0	0	0	0
Career	2	0	2	0.0	0	0	0	0	0	0



## LAST WEEK VS. THE CARDINALS

# Preseason Week 3: Titans 26, Cardinals 23

Saturday, Aug. 27, 2022 • 6:00 p.m. CT • Nissan Stadium



The Titans closed out the 2022 preseason with a 26-23 win at home over the Arizona Cardinals. Tennessee's offense scored touchdowns on all three of its red zone possessions, and out-rushed Arizona 168 yards to 86 yards to conclude the preseason with a 2-1 record.

Arizona got on the board on their first offensive possession with an 89-yard touchdown drive. Aided by a 15-yard pass from Cardinals QB **Trace McSorley** to Cardinals WR **Andy Isabella** that set up a first-and-goal at the one-yard line, Cardinals RB **Darrel Williams** ran in a one-yard rushing score for a 7-0 lead.

The Titans strung together their first scoring drive of the contest in the second quarter. Beginning the drive at their own 47-yard line, QB **Malik Willis** took off and rushed for a 50-yard gain to flip field position and earn a first down at the Arizona three-yard line. RB **Julius Chestnut** was able to run in a three-yard rushing score, but the two-point conversion attempt failed, 7-6 Cardinals.

Later in the second quarter, Tennessee extended the lead with an eight-play scoring drive. Willis contributed a 15-yard rushing gain before connecting with WR **Treyton Burks** for a 14-yard touchdown, 13-7 Titans. However, Arizona responded with a scoring drive of their own. McSorley tossed two first-down passes for 31 yards to Cardinals WR **Greg Dortch**, but Arizona was forced to settle for a field goal as Cardinals K **Matt Prater** converted a 42-yard attempt to make it 13-10 Titans heading into halftime.

In the third quarter, Tennessee pulled ahead with a 27-yard scoring drive. Willis connected with WR **Racey McMath** for a 26-yard first down, before K **Randy Bullock** made a 51-yard field goal to make it a 16-10 contest. On the ensuing Arizona drive, Cardinals QB **Jarrett Guarantano** led his team on a 75-yard scoring drive that included a 74-yard pass to Isabella for a first down at the Tennessee two-yard line. Guarantano connected with Dortch for a two-yard touchdown, as Arizona took the lead back, 17-16. However, on the following Tennessee drive, Willis' pass was tipped at the line of scrimmage and intercepted by Cardinals S **James Wiggins**. Arizona capitalized on the turnover with a 53-yard field goal to extend their lead, 20-16.

On a fourth quarter punt return, Cardinals WR **Victor Bolden Jr.** muffed the ball and it was recovered by S **Theo Jackson** at the Arizona 35-yard line. Tennessee capitalized

on the turnover as Bullock nailed a 50-yard field goal to close the gap in score, 20-19 Cardinals. However, on Arizona's next possession, the Cardinals responded with a field goal of their own as Prater converted a 42-yard attempt, 23-19 Arizona.

With less than four minutes remaining in the contest, Tennessee began a drive at their own 25-yard line. QB **Logan Woodside** guided the offense on a 12-play possession, including tossing first-down passes to RB **Hassan Haskins** and WR **Dez Fitzpatrick**. Facing a fourth down at the Arizona nine-yard line with one minute left in regulation, Woodside scrambled up the middle for a nine-yard touchdown to put Tennessee back on top and seal a 26-23 win.

SCORING					
	1	2	3	4	Final
Arizona	7	3	10	3	23
Tennessee	0	13	3	10	26

TEAM	SCORING PLAY	TIME
Cardinals	D.Williams 1 yd. run (M.Prater kick)	1-4:01
Titans	J.Chestnut 3 yd. run (pass failed)	2-9:57
Titans	T.Burks 14 yd. pass from M.Willis (R.Bullock kick)	2-0:35
Cardinals	M.Prater 42 yd. Field Goal	2-0:00
Titans	R.Bullock 51 yd. Field Goal	3-6:29
Cardinals	G.Dortch 2 yd. pass from J.Guarantano (M.Prater kick)	3-3:08
Cardinals	M.Prater 53 yd. Field Goal	3-1:22
Titans	R.Bullock 50 yd. Field Goal	4-12:29
Cardinals	M.Prater 42 yd. Field Goal	4-3:53
Titans	L.Woodside 9 yd. run (R.Bullock kick)	4-0:52

Missed FGs: None Attendance: 63,004  
 Time of Game: 3:08 Weather: 91°, Clear, Wind E 3 mph  
 Referee: Shawn Smith

[CLICK TO WATCH HIGHLIGHTS](#)



TEAM STATISTICS

	Cardinals	Titans
TOTAL FIRST DOWNS	17	18
THIRD DOWN EFFICIENCY	7-17-41.2%	2-13-15.4%
FOURTH DOWN EFFICIENCY	0-1-0.0%	2-2-100.0%
TOTAL NET YARDS	363	314
Plays - Avg.	69-5.3	64-4.9
NET YARDS RUSHING	86	168
Rushes - Avg.	25-3.4	28-6.0
NET YARDS PASSING	277	146
Sacks - Yards Lost	1-8	4-28
PASS ATT-COMP-INT	43-22-0	32-20-1
PUNTS - Avg.	6-45.7	7-49.4
Net Punting Average	39.8	41.6
PUNT RETURNS - Yards	2-15	3-35
KICKOFF RETURNS - Yards	0-0	0-0
INTERCEPTIONS - Yards	1-0	0-0
PENALTIES Number and Yards	6-40	4-35
FUMBLES Number and Lost	2-1	0-0
TOUCHDOWNS	2	3
EXTRA POINTS Made-Attempts	2-2	2-3
RED ZONE EFFICIENCY	2-2-100%	3-3-100%
GOAL TO GO EFFICIENCY	2-2-100%	1-1-100%
SAFETIES	0	0
GIVEAWAYS	1	1
TAKEAWAYS	1	1
TIME OF POSSESSION	28:57	31:03

### CARDINALS STARTERS

OFFENSE		DEFENSE	
WR 38	V.Bolden	DT 92	A.Woods
WR 83	G.Dortch	DE 93	J.Ledbetter
TE 85	T.McBride	OLB 41	M.Sanders
LT 79	J.Jones	OLB 97	C.Thomas
LG 72	C.Ford	ILB 25	Z.Collins
C 64	S.Harlow	ILB 51	T.Vallejo
RG 73	R.Coward	CB 20	M.Wilson
RT 66	J.Miles	CB 35	C.Matthew
WR 17	A.Isabella	CB 39	J.Whittaker
QB 19	T.McSorley	S 38	J.Wiggins
RB 26	E.Benjamin	S 22	D.Thompson

### TITANS STARTERS

OFFENSE		DEFENSE	
WR 16	T.Burks	DL 95	D.Walker
LT 69	C.DiLauro	DL 91	L.Murchison
LG 75	D.Radunz	OLB 99	R.Weaver
C 62	C.Levin	OLB 92	O.Adeniyi
RG 70	J.Roos	LB 53	D.Cole
RT 78	N.Petit-Frere	LB 45	C.Campbell
TE 85	C.Okonkwo	S 39	L.Johnson
WR 18	K.Phillips	DB 28	J.Kalu
WR 2	R.Woods	CB 23	T.Avery
QB 7	M.Willis	CB 3	C.Farley
RB 40	D.Hilliard	S 29	T.Jackson

### CARDINALS INDIVIDUAL STATISTICS

Rushing	Att	Yds	Avg	Lg	TD
K.Ingram	16	61	3.8	11	0
E.Benjamin	3	9	3.0	6	0
D.Williams	2	9	4.5	8	1
T.McSorley	1	5	5.0	5	0
J.Guarantano	3	2	0.7	2	0
<b>Total</b>	<b>25</b>	<b>86</b>	<b>3.4</b>	<b>11</b>	<b>1</b>

Passing	Att	Cmp	Yds	TD	Lg	IN	Rt
T.McSorley	29	15	144	0	21	0	65.9
J.Guarantano	14	7	141	1	74	0	0109.5
<b>Total</b>	<b>43</b>	<b>22</b>	<b>285</b>	<b>1</b>	<b>74</b>	<b>0</b>	<b>80.1</b>

Receiving	No	Yds	Avg	Lg	TD
G.Dortch	6	64	10.7	21	1
A.Isabella	5	115	23.0	74	0
V.Bolden	4	51	12.8	37	0
B.Seikovits	3	13	4.3	6	0
E.Benjamin	2	25	12.5	20	0
J.Payton	1	9	9.0	9	0
K.Ingram	1	8	8.0	8	0
<b>Total</b>	<b>22</b>	<b>285</b>	<b>13.0</b>	<b>74</b>	<b>1</b>

Interceptions	No	Yds	Avg	Lg	TD
J.Wiggins	1	0	0.0	0	0
<b>Total</b>	<b>1</b>	<b>0</b>	<b>0.0</b>	<b>0</b>	<b>0</b>

**Leading Tacklers (Press Box Totals)**  
 C.Wooten 9-6-3; T.Daley 8-6-2; M.Jones 7-5-2  
**Sacks:** C.Thomas 2; M.Jones 1; J.Ledbetter 0.5; M.Sanders 0.5  
**FF:** None **FR:** None

### TITANS INDIVIDUAL STATISTICS

Rushing	Att	Yds	Avg	Lg	TD
M.Willis	4	79	19.8	50	0
J.Chestnut	9	27	3.0	16	1
R.McMath	1	17	17.0	17	0
D.Hilliard	1	14	14.0	14	0
H.Haskins	9	11	1.2	5	0
T.Cannon	3	11	3.7	9	0
L.Woodside	1	9	9.0	9	1
<b>Total</b>	<b>28</b>	<b>168</b>	<b>6.0</b>	<b>50</b>	<b>2</b>

Passing	Att	Cmp	Yds	TD	Lg	IN	Rt
M.Willis	23	15	131	1	27	1	76.5
L.Woodside	9	5	43	0	12	0	68.3
<b>Total</b>	<b>32</b>	<b>20</b>	<b>174</b>	<b>1</b>	<b>27</b>	<b>1</b>	<b>74.2</b>

Receiving	No	Yds	Avg	Lg	TD
T.Burks	3	33	11.0	14	1
C.Okonkwo	3	22	7.3	10	0
M.Kinsey	3	18	6.0	7	0
H.Haskins	3	16	5.3	11	0
D.Fitzpatrick	2	23	11.5	12	0
C.Hollister	2	20	10.0	11	0
R.McMath	1	27	27.0	27	0
D.Wells	1	7	7.0	7	0
T.Odukoya	1	5	5.0	5	0
R.Woods	1	3	3.0	3	0
<b>Total</b>	<b>20</b>	<b>174</b>	<b>8.7</b>	<b>27</b>	<b>1</b>

Interceptions	No	Yds	Avg	Lg	TD
<b>Total</b>	<b>None</b>	<b>None</b>	<b>None</b>	<b>None</b>	<b>None</b>

**Leading Tacklers (Press Box Totals)**  
 T.Jackson 9-5-4; S.Okuayinonu 7-5-2; R.Weaver 7-4-3  
**Sacks:** S.Okuayinonu 1  
**FF:** S.Okuayinonu 1 **FR:** None

GAME PREVIEW

TEAM NOTES

PLAYER NOTES

MEDIA

STATISTICS

ROSTERS

## KICKOFF WEEKEND

Since the NFL went to a 16-game schedule in 1978 (now a 17-game schedule as of 2021), the Titans have won their opener 22 times. In those seasons, they have made the playoffs 11 times (50.0%) and missed the playoffs 11 times (50.0%). The Titans have lost their opener 22 times since 1978, and in those seasons, they have made the playoffs nine times (40.9%) and missed the playoffs 13 times (59.1%).



This is the second all-time meeting between the Titans and Giants franchises on Kickoff Weekend. In 1973, the Oilers visited the Giants in Week 1 and fell by a final score of 34-14.

The Titans have won two of their four openers under head coach **Mike Vrabel**. In 2021, the Cardinals visited Nissan Stadium and handed the Titans a 38-13 defeat after **Chandler Jones** recorded five of Arizona's six sacks and **Kyler Murray** accounted for four passing touchdowns and one rushing touchdown. The loss for the Titans ended a two-game winning streak on Kickoff Weekend—road victories in 2019 over the Cleveland Browns and in 2020 over the Denver Broncos in a late Monday night game.

In 2018, Vrabel made his debut as head coach with the Titans in a 27-20 loss at Miami in what became an NFL-record setting affair of more than seven hours due to a pair of weather stoppages.

Vrabel was 9-5 on Kickoff Weekend in 14 seasons as an NFL player, and during his NFL assistant coaching tenure with the Houston Texans from 2014–2017, his teams went 2-2 in Week 1 games.

The Titans are 32-30 all-time as a franchise in Week 1, including a 5-6 Kickoff Weekend record at Nissan Stadium.

### Titans all-time on Kickoff Weekend (1960–present):

W	L	T	Pct.	Win	Loss	Current
32	30	0	.516	4	3	L-1

### Longest Streaks ...

## TITANS KICKOFF WEEKEND RESULTS

### Titans/Oilers opening day results:

Date	Opp	W/L	Date	Opp	W/L
9/11/60	at Oakland	W, 37-22	9/4/94	at Indianapolis	L, 21-45
9/9/61	Oakland	W, 55-0	9/3/95	at Jacksonville	W, 10-3
9/9/62	at Buffalo	W, 28-23	9/1/96	Kansas City	L, 19-20
9/7/63	Oakland	L, 13-24	8/31/97	Oakland	W, 24-21
9/12/64	at San Diego	L, 21-27	9/6/98	at Cincinnati	W, 23-14
9/12/65	NY Jets	W, 27-21			
9/3/66	Denver	W, 45-7			
9/9/67	Kansas City	L, 20-25			
9/9/68	Kansas City	L, 21-26			
9/14/69	at Oakland	L, 17-21			
9/20/70	at Pittsburgh	W, 19-7			
9/19/71	at Cleveland	L, 0-31			
9/17/72	at Denver	L, 17-30			
9/16/73	at NY Giants	L, 14-34			
9/15/74	San Diego	W, 21-14			
9/21/75	at New England	W, 7-0			
9/12/76	Tampa Bay	W, 20-0			
9/18/77	NY Jets	W, 20-0			
9/3/78	at Atlanta	L, 14-20			
9/2/79	at Washington	W, 29-27			
9/7/80	at Pittsburgh	L, 17-31			
9/6/81	at LA Rams	W, 27-20			
9/12/82	at Cincinnati	L, 6-27			
9/4/83	Green Bay (OT)	L, 38-41			
9/2/84	LA Raiders	L, 14-24			
9/8/85	Miami	W, 26-23			
9/7/86	at Green Bay	W, 31-3			
9/13/87	LA Rams	W, 20-16			
9/4/88	at Indianapolis (OT)	W, 17-14			
9/10/89	at Minnesota	L, 7-38			
9/9/90	at Atlanta	L, 27-47			
9/1/91	LA Raiders	W, 47-17			
9/6/92	Pittsburgh	L, 24-29			
9/5/93 <sup>SNF</sup>	at New Orleans	L, 21-33			

### "Titans Era" (1999-Present)

Date	Opp	W/L
9/12/99	Cincinnati	W, 36-35
9/3/00 <sup>SNF</sup>	at Buffalo	L, 13-16
9/9/01 <sup>SNF</sup>	Miami	L, 23-31
9/8/02	Philadelphia	W, 27-24
9/7/03 <sup>SNF</sup>	Oakland	W, 25-20
9/11/04 <sup>SAT</sup>	at Miami	W, 17-7
9/11/05	at Pittsburgh	L, 7-34
9/10/06	NY Jets	L, 16-23
9/9/07	at Jacksonville	W, 13-10
9/7/08	Jacksonville	W, 17-10
9/10/09 <sup>THU</sup>	at Pittsburgh (OT)	L, 10-13
9/12/10	Oakland	W, 38-13
9/11/11	at Jacksonville	L, 14-16
9/9/12	New England	L, 13-34
9/8/13	at Pittsburgh	W, 16-9
9/7/14	at Kansas City	W, 26-10
9/13/15	at Tampa Bay	W, 42-14
9/11/16	Minnesota	L, 16-25
9/10/17	Oakland	L, 16-26
9/9/18	at Miami	L, 20-27
9/8/19	at Cleveland	W, 43-13
9/14/20 <sup>MNF</sup>	at Denver	W, 16-14
9/12/21	Arizona	L, 13-38

## KICKOFF WEEKEND AT NISSAN STADIUM

The Titans will open their regular season schedule at Nissan Stadium for the 12th time in the "Titans era" (1999-present). The Titans are 12-11 overall on kickoff weekend in that time period, including a 5-6 mark at Nissan Stadium (opened in 1999) and a 7-5 record on the road.

### Titans at Nissan Stadium on Kickoff Weekend (1999-present):

Date	Location	Opponent	Result
9/12/99	Nissan Stadium	Cincinnati	W, 36-35
9/9/01 (Sun. night)	Nissan Stadium	Miami	L, 23-31
9/8/02	Nissan Stadium	Philadelphia	W, 27-24
9/7/03 (Sun. night)	Nissan Stadium	Oakland	W, 25-20
9/10/06	Nissan Stadium	N.Y. Jets	L, 16-23
9/7/08	Nissan Stadium	Jacksonville	W, 17-10
9/12/10	Nissan Stadium	Oakland	W, 38-13
9/9/12	Nissan Stadium	New England	L, 13-34
9/11/16	Nissan Stadium	Minnesota	L, 16-25
9/10/17	Nissan Stadium	Oakland	L, 16-26
9/12/21	Nissan Stadium	Arizona	L, 13-38

## TOP WEEK 1 PERFORMANCES SINCE 1999

### The best Titans performances in Week 1 games during the "Titans era" (1999–present):

#### Rushing

Attempts: 31 - by Derrick Henry at Denver, 9/14/20  
 Yards: 175 - by Chris Brown at Jacksonville, 9/9/07  
 Touchdowns: 2 - by Chris Johnson vs. Oakland, 9/12/10; by Travis Henry vs. N.Y. Jets, 9/10/06

#### Passing

Attempts: 43 - by Ryan Tannehill at Denver, 9/14/20  
 Yards: 341 - by Steve McNair vs. Cincinnati, 9/12/99  
 Touchdowns: 4 - by Marcus Mariota at Tampa Bay, 9/13/15  
 Passer Rating: 158.3 - by Marcus Mariota at Tampa Bay, 9/13/15 (13-15, 209 yds, 4 TD, 0 Int)

#### Receiving

Receptions: 10 - by Derrick Mason vs. Oakland, 9/7/03  
 Yards: 162 - by Kevin Dyson vs. Cincinnati, 9/12/99  
 Touchdowns: 2 - by Delanie Walker at Cleveland, 9/8/19; by DeMarco Murray vs. Minnesota, 9/11/16; by Kenny Britt at Jacksonville, 9/11/11; by Kevin Dyson vs. Cincinnati, 9/12/99

#### Defense

Sacks: 3 - by Carlos Hall vs. Philadelphia, 9/8/02  
 Interceptions: 2 - by Jason McCourty at Kansas City, 9/7/14; by Cortland Finnegan vs. Jacksonville, 9/7/08

#### Team Yards

Most by Offense: 404 - at Kansas City, 9/7/14  
 Fewest Allowed by Defense: 189 vs. Jacksonville, 9/7/08

#### Points

Scored by Titans: 43 - at Cleveland, 9/8/19  
 Margin of Victory: 30 - at Cleveland, 9/8/19



Derrick Henry rushed for 116 yards on 31 attempts in the 2020 opener.



## 2022 SCHEDULE NOTES

## SEASON NOTES

- **PLAYOFF OPPONENTS:** The Titans have seven total games against playoff teams from last season. They play five division champions from 2021, including home games against Cincinnati (Nov. 27) and Dallas (Dec. 29), while they go on the road to play Buffalo (Sept. 19), Kansas City (Nov. 6), and Green Bay (Nov. 17). The two contests against wild card qualifiers are a home date with Las Vegas (Sept. 25) and a road showdown at Philadelphia (Dec. 4). The seven games against playoff clubs is down from the total of eight such matchups the Titans had entering 2021.
- **PRIMETIME APPEARANCES:** The Titans are scheduled for four primetime appearances, the most on their initial schedule since 2009 (not including flexed or rescheduled primetime games). Three of their primetime games are on the road: at Buffalo on Monday Night Football (Sept. 19), at Kansas City on Sunday Night Football (Nov. 6) and at Green Bay on Thursday Night Football (Nov. 17). They host Dallas on Thursday Night Football (Dec. 29).
- **PRIMETIME RECORD:** The Titans have won five of their last seven primetime games, including all three of their primetime contests in 2021.
- **TWO GAMES ON THURSDAY NIGHT:** The Titans will play two Thursday night games for the first time in franchise history: Nov. 17 at Green Bay and Dec. 29 against Dallas. The only other season in franchise history that included two Thursday games was 1997, when one of their Thursday games was a Thanksgiving afternoon contest at Dallas.
- **VARYING KICKOFF DAYS AND TIMES:** Only eight of the Titans' games are currently scheduled for Sunday noon CT kickoffs. There are four primetime games, three late Sunday afternoon kickoffs, one Saturday contest and the Week 18 matchup at Jacksonville, which will receive a day (Jan. 7 or 8) and kickoff time later in the season.
- **FIRST-PLACE SCHEDULE:** Every NFL team has two intraconference games and one interconference matchup based on the previous season's standings. The Titans host the AFC North champion Bengals (Nov. 27), while they visit the AFC East champion Bills (Sept. 19) and NFC North champion Packers (Nov. 17) as a result of each team's first-place finish in 2020. Overall, the Titans' strength of schedule is .471 (136-153) based upon their opponents' combined 2021 record, which is tied for the 24th most difficult in the NFL.
- **FACING TOP OFFENSES AND DEFENSES:** The Titans face four of the NFL's top five offenses from last season: Dallas (Dec. 29, first-overall offense), Kansas City (Nov. 6, third), the Los Angeles Chargers (Dec. 19, fourth) and Buffalo (Sept. 19, fifth). They also will see the top overall defense from 2021 in the Bills.
- **TITANS ON LONG REST:** With a pair of Thursday night games in addition to their bye, the Titans will have three games in which they enjoy a long rest period between games. They host the Indianapolis Colts (Oct. 23) following their bye and the Cincinnati Bengals (Nov. 27) following a Thursday night game at Green Bay. In Week 18, they have a long week to prepare for their game at Jacksonville (Jan. 7/8) following a Thursday meeting with Dallas. Since Mike Vrabel was hired in 2018, the Titans are 4-0 following their bye and 4-0 following Thursday night games for a combined 8-0 record during the regular season. The Titans and Pittsburgh Steelers are the NFL's only undefeated teams during that period with nine or more rest days between games.
- **CONSECUTIVE WINNING SEASONS:** The Titans have had a winning record each season since general manager Jon Robinson arrived in 2016. After going 9-7 each year from 2016 to 2019, 11-5 in 2020, and 12-5 in 2021, a seventh consecutive season above .500 would set a franchise record. The only previous stretch in which the club achieved seven straight winning records was 1987 to 1993.
- **VRABEL COULD ACHIEVE FRANCHISE FIRST:** With a winning record in 2022, Mike Vrabel would become the only head coach in franchise history to begin his tenure with at least five consecutive winning campaigns. Vrabel, who arrived in 2018, tied Jack Pardee (1990-1993) as the only head coaches in team annals with four consecutive seasons over .500 to begin their careers.
- **HEAD COACHING EXPERIENCE:** There are 10 NFL head coaches who were hired by their teams this offseason, and the Titans will face half of them: the New York Giants' Brian Daboll (Sept. 11), Las Vegas' Josh McDaniels (Sept. 25), Houston's Lovie Smith (Oct. 30 and Dec. 24), Denver's Nathaniel Hackett (Nov. 13) and Jacksonville's Doug Pederson (Dec. 11 and Jan. 7/8). Titans head coach Mike Vrabel, who was hired in 2018, is tied for the ninth-longest tenure among current head coaches.
- **AFC SOUTH COACHES AND QBs:** Within the AFC South, the Titans are the only club without a new head coach and/or a projected new starting quarterback. The Jaguars are led by first-year head coach Doug Pederson, while Texans head coach Lovie Smith is in his first year at the



helm. In Indianapolis, veteran quarterback Matt Ryan was acquired in a trade from the Atlanta Falcons.

- **WINNING IN THE DIVISION:** The Titans, who won the AFC South in 2020 and 2021, earned a 10-2 record within their division over the last two seasons (.833). They tied the New Orleans Saints (10-2 in the NFC South) for the second-best divisional winning percentage in the NFL behind the 11-1 Buffalo Bills (11-1 in the AFC East). The Titans went 5-1 in the division in 2020 and in 2021.
- **11-WIN SEASONS:** With 11 or more wins in 2022, the Titans will secure their third consecutive season with at least 11 wins. It would be the first time in franchise history the team accomplished the feat. The Titans went 11-5 in 2020 and then 12-5 in 2021.

## WEEK-BY-WEEK SCHEDULE NOTES

- **WEEK 1 vs. NEW YORK GIANTS:** The Titans open the regular season at home for the second consecutive season, welcoming the Giants to Nissan Stadium for the fourth time and for the first time since 2014. It will be the first game as Giants head coach for Brian Daboll, who was hired during the offseason after spending the previous four seasons as the offensive coordinator in Buffalo.
- **WEEK 2 at BUFFALO:** The Titans and Bills square off for the fifth consecutive season and for the third consecutive year in primetime. However, it is the first meeting in Buffalo since 2018. The Titans have won each of the last two matchups—a Tuesday night game in 2020 and a Monday night contest in 2021. The Titans-Bills matchup (6:15 p.m. CT, ESPN) is one of two featured contests in an ABC/ESPN side-by-side doubleheader, along with Eagles-Vikings (7:30 p.m. CT, ABC). In the franchise's "Titans era" (since 1999), the Titans are 14-7 on Monday night, including wins on eight of the last 10 occasions. Bills quarterback Josh Allen finished the 2021 campaign with 4,407 passing yards and 763 rushing yards, becoming the first player in NFL history with over 4,000 passing yards and 750 rushing yards in a season.
- **WEEK 3 vs. LAS VEGAS:** The Raiders travel to Nashville for the first time since 2017 and for the first time with former New England Patriots offensive coordinator Josh McDaniels, who was hired by Las Vegas as the club's head coach in 2022. McDaniels, who previously served as a head coach with the Broncos from 2009 to 2010, was an assistant in New England during the time Mike Vrabel played for the Patriots.
- **WEEKS 4 & 7 vs. INDIANAPOLIS:** Matt Ryan arrives in Indianapolis after spending his first 14 NFL seasons with the Atlanta Falcons. He passed for 59,735 yards and led the Falcons to six playoff appearances during his time in Atlanta. Mike Vrabel and Colts head coach Frank Reich are the two remaining head coaches among the seven that were hired by their respective clubs in 2018.
- **WEEK 5 at WASHINGTON:** The Titans visit FedEx Field for the fourth time and for the first time since 2014. The Commanders changed their team name during the 2022 offseason and also acquired veteran signal caller Carson Wentz from the Indianapolis Colts. Ron Rivera enters his third season as Washington's head coach.
- **WEEK 6 (BYE):** The Week 6 bye comes seven weeks earlier than the Week 13 bye the Titans had in 2021. Since Mike Vrabel became the team's head coach, the Titans are 4-0 in games following their bye week.
- **WEEKS 8 & 16 vs. HOUSTON:** Lovie Smith enters his first season as Texans head coach after previous head coaching stints with Chicago (2004-12) and Tampa Bay (2014-15). The Texans handed the Titans their only divisional loss in 2021, ending a three-game winning streak by the Titans in the series. When the Titans and Texans play at Nissan Stadium on Christmas Eve, the Titans will play on Saturday for the first

## 2022 SCHEDULE NOTES

time since they defeated Washington at home on Dec. 22, 2018.

- **WEEK 9 at KANSAS CITY:** The Titans travel to Kansas City for the first time since the 2019 AFC Championship game. It is their first primetime game at Arrowhead Stadium since 1995. In 2021, the Titans hosted the Chiefs and won by a final score of 27-3 to improve to 5-1 against Kansas City since the start of the 2014 season. Chiefs quarterback Patrick Mahomes has more passing yards (18,707) and passing touchdowns (151) than any other NFL quarterback since 2018.
- **WEEK 10 vs. DENVER:** The Broncos visit Nissan Stadium for the first time since 2016. Denver launched a new era during the offseason, first naming former Packers offensive coordinator Nathaniel Hackett their new head coach. Then the Broncos acquired nine-time Pro Bowl quarterback Russell Wilson in a trade with the Seattle Seahawks. During his 10 years in Seattle, Wilson led the Seahawks to eight playoff appearances, two Super Bowl berths and a Super Bowl XLVIII win to conclude the 2013 season.
- **WEEK 11 at GREEN BAY:** The Titans play their first of two Thursday night games in a seven-week span, traveling to Lambeau Field, where they last fell to the Packers on a snowy Sunday night in 2020. Packers quarterback Aaron Rodgers won the 2021 Associated Press Most Valuable Player award, securing the league's top honor for the fourth time in his career and for the second consecutive year. Only Peyton Manning (five) has more league MVP awards in NFL history than Rodgers. The Packers are led by head coach Matt LaFleur, who was hired to his current post after spending the 2018 season as Titans offensive coordinator.
- **WEEK 12 vs. CINCINNATI:** In a rematch of the 2021 divisional playoffs, the Bengals visit Nissan Stadium, where they defeated the Titans on Jan. 22. The Bengals went on to win the AFC championship game and advance to Super Bowl LVI before falling to the Los Angeles Rams. In the 63-year history of the Titans/Oilers, they have played the Bengals 77 times. Only one other NFL team—the Pittsburgh Steelers (80 games)—has faced the organization more frequently than the Bengals.
- **WEEK 13 at PHILADELPHIA:** The Titans visit Lincoln Financial Field for the third time in the regular season and for the first time since 2014. During the 2022 NFL Draft, the Titans and Eagles executed a trade that sent Titans wide receiver A.J. Brown to the Eagles in exchange for first- and third-round draft choices.
- **WEEKS 14 & 18 vs. JACKSONVILLE:** The Jaguars begin a new era in 2022 under new head coach Doug Pederson. Pederson most recently spent five seasons as the head coach (2016-20) of the Philadelphia Eagles, leading the Eagles to the postseason in three consecutive seasons (2017-19) and a Super Bowl LII title to conclude the 2017 campaign. Jaguars second-year quarterback Trevor Lawrence was the first-overall draft pick in 2021 and is joined by 2022 first-overall pick, former Georgia outside linebacker Travon Walker.
- **WEEK 15 at LOS ANGELES CHARGERS:** The Titans visit SoFi Stadium for the second consecutive season but for the first time to face the Chargers. In 2021, they defeated the L.A. Rams in a Sunday night game at the venue, which opened in 2020. The Titans have never faced Chargers quarterback Justin Herbert, the sixth-overall selection in the 2020 NFL Draft.
- **WEEK 17 vs. DALLAS:** The Cowboys make their fourth appearance at Nissan Stadium and their first since 2014. The Titans won the last meeting in Dallas in 2018 by a final score of 28-14. Since Titans running back Derrick Henry (6,797 career rushing yards) entered the NFL in 2016, the only player with more rushing yards than him is Cowboys running back Ezekiel Elliott (7,386). The Titans have won six of their past eight primetime games at Nissan Stadium.



## KEY NUMBERS

2

Career Pro Bowl appearances (2018 and 2019) by new Titans tight end **Austin Hooper**.

3

Consecutive playoff appearances by the Titans entering the 2022 campaign.

5

Players in 2021 with a minimum of 50 tackles, eight sacks and five passes defended: **Cameron Heyward, Maxx Crosby, T.J. Watt, Cameron Jordan** and **Jeffery Simmons**.

6

Consecutive winning seasons for the Titans from 2016 to 2021—every season since executive vice president/general manager **Jon Robinson** joined the team. It is the second-longest such streak in franchise history trailing only the Oilers' seven consecutive winning records from 1987 through 1993. The Titans and Kansas City Chiefs were the only teams to post winning seasons every year from 2016 to 2021.

7

Titans victories since 2018 after trailing by seven or more points in the fourth quarter, which is the most in the NFL.

11

Rookies on the Titans' 53-man roster (as of Sept. 4), including eight draft picks and three undrafted rookies. Eight of the club's nine draft picks from 2022 made the initial 53-man roster, with the one exception (defensive back **Theo Jackson**) remaining with the Titans on the practice squad.

13

Game-winning drives by **Ryan Tannehill** since the time he arrived in Tennessee in 2019. He ranks second in the NFL (**Derek Carr**) in that time period.

23

Interceptions from 2017 to 2021 by Titans safety **Kevin Byard**, who ranks first among safeties and third in the NFL in that time period behind **Xavien Howard** (26) and **J.C. Jackson** (24).

43

Total wins, including playoffs, by **Mike Vrabel** as a head coach. He tied **Jack Pardee** (43 wins 1990–1992) for the most wins in a head coach's first four seasons in franchise history.

71.2

Touchdown percentage of the Titans offense in the red zone since 2019. They lead the NFL during that time period.

103

Career games played by Titans left tackle **Taylor Lewan**, more than any other player on the current roster.

6,797

Career rushing yards by **Derrick Henry**, who ranks fourth in franchise history and second among all NFL players since he entered the NFL in 2016 (7,386 by **Ezekiel Elliott**).

7,077

Career receiving yards by **Robert Woods**, who ranks 11th among all active players entering training camp (players on NFL rosters as of July 25).



## WHAT TO LOOK FOR IN 2022

### WHAT TO LOOK FOR – TEAM

- The Titans have had a winning record each season since 2016, when general manager **Jon Robinson** arrived in Tennessee. The Titans went 9-7 each year from 2016 to 2019, achieved an 11-5 finish in 2020, and then earned a 12-5 mark in 2021. A seventh consecutive season above .500 would tie the franchise's all-time best streak. The only previous stretch in which the club achieved seven straight winning records was 1987 to 1993.
- The Titans can earn their fourth consecutive playoff berth. It would be the organization's first time doing so since a franchise-record seven consecutive playoff appearances from 1987 to 1993.
- The Titans can earn their third consecutive division title. The only other three-year streak of division titles in franchise annals was when the Oilers won the AFL Eastern division each season from 1960 to 1962.
- A third consecutive season with 11 or more wins would mark the first time in franchise history the team has accomplished such a streak.
- The Titans can log their fourth consecutive season with at least five road victories, which would be the longest such streak in franchise history (1978–1980 and 1998–2000).
- Entering 2022 with a record of 107-78 in regular season games at Nissan Stadium, the Titans need six wins at home to match the 113 wins the franchise had in regular season contests at the Astrodome (113-103-2). Seven home wins would give the franchise more victories at Nissan Stadium (114) than any other single venue.

### GM JON ROBINSON

- Can oversee a winning season for the seventh consecutive season since joining the Titans in 2016. He already is the only general manager in franchise history to oversee six total seasons above the .500 mark.
- Can join **Mike Holovak** (1989–1993) as the only two general managers in franchise history to oversee five or more playoff seasons.

### HEAD COACH MIKE VRABEL

- With a winning record in 2022, **Mike Vrabel** would become the only head coach in franchise history to begin his tenure with at least five consecutive winning seasons. Vrabel and **Jack Pardee** are the organization's only head coaches with as many as three such seasons to begin their tenures.
- Can join **Jeff Fisher** (six) and **Jack Pardee** (four) as the only head coaches to lead the franchise to at least four playoff appearances.

### S KEVIN BYARD

- Needs one interception in 2022 (23 interceptions entering the season) to tie **Zeke Moore** (24) for 10th place on the all-time franchise interception list.
- Needs two interceptions to tie **Michael Griffin** and **Ken Houston** (25) for eighth place all-time for the franchise.
- Needs three interceptions to tie **Mike Reinfeldt** (26) for seventh all-time for the franchise and pass **Michael Griffin** (25) for the most interceptions for the franchise in its "Titans era" (1999–present).
- Can lead the team in interceptions for the fifth time, which would tie **Darryll Lewis'** franchise record (1994-98).
- Can become the first player to lead the team in tackles for three consecutive seasons since **Keith Bulluck** (2002-06).

### RB DERRICK HENRY

- Needs 2,000 rushing yards to become the first player in NFL history to reach the mark in two different seasons.
- Needs 1,500 rushing yards and 15 rushing touchdowns to become the first player in NFL history to reach both marks in three different seasons.
- Needs a pair of 200-yard rushing games to give him seven for his career, which would set the NFL record. He would surpass **O.J. Simpson** and **Adrian Peterson**, who each have six such performances.
- With 65 career rushing touchdowns, he needs nine more to break **Earl Campbell's** career franchise record of 73 rushing touchdowns.
- With 68 total career touchdowns, he needs seven more to break **Eddie George's** career franchise record of 74 total touchdowns.
- Currently at 6,797 career rushing yards, he will pass **Chris Johnson** (7,965) for third place on the franchise's all-time career rushing list with 1,169 more rushing yards.
- Needs 10 rushing touchdowns to become the fifth running back in NFL

history to reach the mark in five consecutive seasons, joining **LaDainian Tomlinson** (nine), **Adrian Peterson** (seven), **Shaun Alexander** (five) and **Michael Turner** (five).

### DT JEFFERY SIMMONS

- Can become the team's only player since 2000 other than **Keith Bulluck** (2003-05) to record at least three sacks and five passes defended in three consecutive seasons.

### QB RYAN TANNEHILL

- Can produce his seventh career season with at least 3,000 passing yards and his third career season with at least 4,000 passing yards.
- Can join **Warren Moon** (1987–1993) as the only starting quarterbacks in franchise history to lead the club to the playoffs in four consecutive seasons.
- Enters 2022 with an active streak of 43 consecutive starts. With a start in the season opener, he will break a tie with **Steve McNair** (43 consecutive starts from 2001 to 2003) for the most consecutive starts in franchise history by a quarterback.
- Needs 3,500 passing yards to tie **Warren Moon** (1989–1991) for the most seasons in franchise history with at least 3,500 passing yards. Tannehill reached the mark in each of the past two campaigns.
- Can join Buffalo's **Josh Allen** (2018–2020) as the NFL's only quarterbacks since the 1970 AFL-NFL merger with at least seven rushing touchdowns in three consecutive seasons. He became the first quarterback in franchise history with at least seven rushing touchdowns in back-to-back seasons from 2020 to 2021.
- Can join **George Blanda** (1960-63) as the only players in franchise history to throw at least 20 touchdown passes in four consecutive seasons.
- Can become the first player in franchise history with multiple career seasons with at least 30 touchdown passes.

### WR ROBERT WOODS

- Can record his 10th consecutive season to begin his career with at least 40 receptions. He and **DeAndre Hopkins** are tied for the second-longest such active streak in the NFL with nine seasons, behind only **Emmanuel Sanders** (10).
- Needs five touchdown receptions to join **Jerry Rice** and **Tyreek Hill** as the NFL's only players since 1970 with at least 40 receiving touchdowns and five rushing touchdowns. Woods enters the campaign with 35 career touchdown catches to go along with five rushing touchdowns.



## EVP/GENERAL MANAGER JON ROBINSON

[Video: Jon Robinson discusses the Titans 2022 draft class](#)

[Out of Bounds Podcast: Jon Robinson](#)

[Jim Wyatt: Jon Robinson Tackles the Past, the Present, and What's Next for the Titans](#)

[Family of Titans GM Fights Diabetes With Love and Support, Buoyed by Daughter's Strength](#)

[Video: Titans GM Jon Robinson on Social Justice](#)

[Video: Jaimie Robinson's Work with Diabetes Nonprofit JDRF](#)



**Jon Robinson** was hired as Titans general manager on Jan. 14, 2016 after spending two years as director of player personnel for the Tampa Bay Buccaneers. Nearly one year later, on Jan. 5, 2017, he was promoted to executive vice president/general manager.

The Titans finished with a winning record in each of his first six seasons on the job. They had four consecutive 9-7 records from 2016 to 2019, followed by an 11-5 mark in 2020 and a 12-5 record in 2021. It was the first time the organization produced at least six consecutive winning seasons since a seven-year run of winning records from 1987–1993. The Titans and Kansas City Chiefs were the only NFL teams without a losing season from 2016 to 2021.

Robinson became the first general manager in franchise history with six seasons above the .500 mark, surpassing **Bum Phillips** (1975, 1977–1980) and **Mike Holovak** (1989-93). Robinson's winning records from 2016 to 2021 also eclipsed Holovak for the most consecutive winning seasons by a Titans/Oilers general manager.

The Titans went to the playoffs four times in Robinson's first six seasons with the club: 2017, 2019, 2020 and 2021. The four playoff appearances tied for the third-most in the league during that time, and only Kansas City (six) and the New England Patriots (five) had more. Robinson's four playoff campaigns already place him in the top three in team annals along with Holovak (five) and **Floyd Reese** (four).

Robinson's work helped the team go from three wins in the season prior to his arrival (2015) to a divisional round playoff finish following the 2017 campaign. He became the fifth general manager in franchise history to have the team in the playoffs within his first two full seasons.

Then, in 2019, the team he constructed advanced to the AFC championship game. It was the organization's first appearance in the conference title game in 17 seasons (2002).

In 2020, Robinson and the Titans clinched the 2020 AFC South title with an 11-5 record in the regular season, claiming their best record and first division title since going 13-3 in 2008. They did so while navigating the challenges associated with the COVID-19 pandemic.

In 2021, the Titans won their second consecutive AFC South crown with a 12-5 mark, celebrating the franchise's first back-to-back division championships since the Oilers took the first three AFL Eastern division titles from 1960 to 1962.

Robinson has overseen a nearly complete overhaul of the roster during his tenure. In seven drafts as general manager from 2016 to 2022, he selected 52 total players, and 27 of those players were still with the organization prior to the 2022 regular season (as of Sept. 4, 2022). The only member of the roster who predated Robinson at that time was tackle **Taylor Lewan**. During that same time period, he engineered 33 total trades.

**2022:** After the NFL's new league year began in March 2022, Robinson engineered a trade with the Rams to acquire veteran wide receiver **Robert Woods**, who totaled 570 receptions for 7,077 yards in nine previous seasons in Buffalo and Los Angeles.

Robinson then went to work in the free agent market, highlighted by the addition of two-time Pro Bowl tight end **Austin Hooper**, who played his first four seasons with the Atlanta Falcons before spending a pair of campaigns with the Cleveland Browns.

The Titans also were active in re-signing several of their own key free agents, including center **Ben Jones** and Pro Bowl outside linebacker **Harold Landry III**.

During the first round of the 2022 NFL Draft, the Titans acquired the 18th overall selection and an additional third-rounder from Philadelphia in a trade that sent wide receiver **A.J. Brown** to the Eagles. With the 18th pick, Robinson and the Titans grabbed Arkansas wide receiver **Treyton Burks**.

Robinson would execute two more trades during the draft to end up with nine total players, including Auburn cornerback **Roger McCreary** in the second round.

**2021:** In 2021, the Titans struck several deals with veterans in the initial days of free agency. The incoming players included Pittsburgh Steelers outside linebackers **Bud Dupree** and **Ola Adeniyi**, New Orleans Saints cornerback **Jackrabbit Jenkins**, Indianapolis Colts defensive lineman **Denico Autry** and Baltimore Ravens long snapper **Morgan Cox**. The Titans also re-signed several of their own free agents: tight ends **Anthony Firkser** and **Geoff Swaim** and inside linebacker **Jayon Brown**.

Autry proved to be a key addition for the defense. He appeared in every game in his first season with the club and finished second on the team with nine sacks. His sack total tied his career high, matching the nine sacks he had in 2018 as a member of the Indianapolis Colts.

During the 2021 NFL Draft, Robinson led the selection of eight total players, beginning with Virginia Tech cornerback **Caleb Farley** with the 22nd overall selection in the first round. In the second round, the Titans chose North Dakota State offensive lineman **Dillon Radunz**, followed by Georgia linebacker **Monty Rice** and Washington defensive back **Elijah Molden** in Round 3.

Late in the 2021 campaign, Robinson claimed inside linebacker **Zach Cunningham** off waivers from the division rival Houston Texans. Over three seasons from 2019 to 2021, Cunningham's 392 total tackles were more than every NFL player other than Seattle's **Bobby Wagner** (467) and Chicago's **Roquan Smith** (402).

**2020:** Early in 2020, the Titans reached an agreement on a multi-year contract to keep quarterback **Ryan Tannehill** in Tennessee. The Titans also re-signed tackle **Dennis Kelly**, who would go on to start all 16 games at right tackle.

After initially placing the franchise tag on running back **Derrick Henry**, the Titans and Henry were able to come to an agreement on a multi-year contract extension in July 2020.

Robinson acquired Tannehill for the Titans in a 2019 trade with the Miami Dolphins. In his first three seasons in Tennessee, Tannehill built a 30-13 record as a starting quarterback and became the franchise's first starting quarterback since **Warren Moon** (1987 to 1993) to direct his team to the playoffs in at least three consecutive seasons. He started every game from Week 7 of the 2019 campaign through the end of 2021, and during that time, Tannehill's 102.3 passer rating ranked sixth in the NFL. He became the only quarterback other than Moon (1989–1991) to record multiple seasons with at least 3,500 passing yards with the franchise. Also, Tannehill's 13 total game-winning drives in that span ranked second in the NFL behind only Raiders quarterback **Derek Carr's** 14. In 2019, Tannehill was named to his first Pro Bowl earned the 2019 Associated Press Comeback Player of the Year Award.

After securing his multi-year extension in 2020, Henry produced one of the greatest seasons in NFL history by a running back. He led the NFL in rushing for the second consecutive season with 2,027 rushing yards, which was only the eighth 2,000-yard rushing season in league annals, and also paced the league with 17 rushing touchdowns. He was recognized with the Associated Press Offensive Player of the Year Award.



Henry, a second-round pick by Robinson in 2016, led the Titans in rushing every season from 2017 through 2021, during which time he also led the NFL with 6,307 total rushing yards. In 2019, he won his first of two consecutive NFL rushing crowns with 1,540 yards and tied for the NFL lead with 16 rushing touchdowns.

In the 2020 NFL Draft, the Titans had six total picks, including Louisiana State cornerback **Kristian Fulton** in the second round (61st overall). Fulton emerged as a full-time starter in 2021 and tied for 11th place in the NFL with a team-high 14 passes defended.

**2019:** Near the beginning of the 2019 free agent signing period, Robinson worked quickly to add several veterans from other teams who played key roles, including Tannehill and former Rams guard **Rodger Saffold**. Robinson also worked to re-sign safety **Kenny Vaccaro** and punter **Brett Kern**.

Then, in the 2019 NFL Draft, Robinson directed the selection of six total players, including Mississippi State defensive lineman **Jeffery Simmons** in the first round (19th overall), Ole Miss wide receiver **A.J. Brown** in the second round (51st overall) and Charlotte offensive lineman **Nate Davis** in the third round (82nd overall).

In his first three seasons, Brown led the Titans in every major receiving category, totaling 185 receptions, 2,995 receiving yards, a 16.2-yard receiving average and 24 touchdown catches. Since 1970, Brown was only the fourth NFL player to reach all of those numbers within his first three seasons, joining **Randy Moss**, **Jerry Rice** and **John Jefferson**. He was named to the Pro Bowl in 2020 after totaling 70 receptions for 1,075 yards and 11 touchdowns.

Simmons was named to the Pro Bowl in 2021 and added Associated Press second-team All-Pro honors. He ranked sixth in the NFL among defensive tackles with 8.5 sacks, and he set a franchise single-game postseason record with three sacks.

Saffold also earned his first career Pro Bowl berth in 2021, the third consecutive season since he arrived in Tennessee in which the team finished in the top five in rushing.

**2018:** The Titans' 2018 free agent class included Pro Bowl cornerback **Malcolm Butler**. In his three seasons in Tennessee, Butler played in 41 games (36 starts) and totaled nine interceptions. In early August 2018, the Titans signed Vaccaro, who went on to start 42 games over his three seasons with the club.

Robinson's 2018 draft class was comprised of four players after he used multiple trades to go up and get his targets. It included first-round linebacker **Rashaan Evans** from Alabama (22nd overall pick) and second-round outside linebacker **Harold Landry III** from Boston College (41st overall).

From the start of his rookie season through 2021, Landry's 31 total sacks led the Titans, and other than **Jevon Kearse** (37), it was the highest total by a Titans/Oilers player in his first four NFL seasons since individual sacks became an official NFL statistic in 1982. In 2021, Landry was named to his first Pro Bowl after his career-high 12 sacks ranked 10th in the NFL.

**2017:** During the 2017 offseason, Robinson used free agency to address needs on defense and special teams. Most notably, he spearheaded deals for cornerback **Logan Ryan** (New England) and special teams contributor and 2017 Pro Bowler **Brynden Trawick** (Oakland).

In the 2017 NFL Draft, Robinson spent first-round picks on wide receiver **Corey Davis** (fifth overall) and cornerback **Adoree' Jackson** (18th overall). It marked the first time the franchise had a pair of first-round draft selections since 1987. The Titans' 2017 draft haul also featured tight end **Jonnu Smith** in the third round and linebacker **Jayon Brown** in the fifth round.

The 2017 Titans advanced to the playoffs for the first time since 2008. Robinson became the fifth general manager in franchise history to have the team in the postseason within his first two full seasons.

**2016:** In his first year as an NFL general manager, Robinson's leadership and decision-making helped the Titans triple their win total from the previous season, finishing 9-7 in 2016 after a 3-13 finish in 2015. The six-win improvement tied for the most in franchise history (1967 and 1974) and doubled the previous club benchmark for the most wins in the first year under a new general manager (three by **Bum Phillips** in 1975).

Within the first four months at his post, Robinson pulled the trigger on several key personnel decisions. On March 9, 2016, he made his first major acquisition, swapping fourth-round draft picks with the Philadelphia Eagles in exchange for running back **DeMarco Murray**. The trade provided major dividends in 2016, as Murray led the AFC and ranked third in the NFL with 1,287 rushing yards.



*Click to play the latest episode of "Out of Bounds," a new lifestyle and sports podcast from Jaimie Robinson and Abby Flittner.*

Around the same time, Robinson began to work the free agent market. Center **Ben Jones** and wide receiver **Rishard Matthews** highlighted the haul, and both were instrumental in helping to transform the Titans offense into the 11th-ranked unit in the NFL.

Jones became a foundational member of the offensive line. From 2016 to 2021, he was one of only eight offensive linemen to start at least 96 of a possible 97 games. He finished the 2021 campaign with an active streak of 40 consecutive starts, ranking third among centers.

On April 14, 2016, two weeks before the NFL Draft, Robinson and the Titans dealt the first overall pick to the Los Angeles Rams in one of the biggest trades in recent NFL history. The Titans gave up the No. 1 pick and a fourth-rounder in order to receive the 15th overall pick, two second-rounders and a third-rounder in 2016, plus the Rams' first- and third-round picks in 2017. From 1990–2015, there were seven trades involving the No. 1 overall pick, but this was the first since 2004, when the San Diego Chargers selected **Eli Manning** with the first pick and dealt his rights to the New York Giants.

The Titans had their hands at one point or another on 17 selections in the 2016 draft due to five different trades (including one trade in 2015), and in the end, they ended up with a class of 10 players, including four of the top 45 picks. Robinson swung a draft-day trade with the Cleveland Browns to move back up to the eighth slot to choose Michigan State tackle **Jack Conklin**.

All 10 members of Robinson's first draft class played in at least one game in 2016. They accumulated a total of 110 games played and 38 starts, including 16 starts at right tackle by Conklin. The eighth-overall pick capped his successful rookie campaign by being named first-team All-Pro by Associated Press.

Third-round safety **Kevin Byard** has become one of the most successful players at his position in franchise history. He finished the 2021 campaign as a three-time team captain, two-time Pro Bowl selection and a two-time Associated Press first-team All-Pro. Over a five-year period from 2017 through 2021, Byard led all NFL safeties and ranked third in the NFL with 23 interceptions. His career interception total was 11th on the franchise's all-time list and sixth among all Titans/Oilers safeties.

**PRIOR HISTORY:** Robinson arrived in Tennessee with a wide range of experience from working his way up on the personnel side of the NFL. From 2014–2015, he served as director of player personnel for the Buccaneers and oversaw both college and pro departments as the team rebuilt its roster. The 2015 Buccaneers draft class made a significant impact, including four rookie starters: quarterback **James Winston**, tackle **Donovan Smith**, guard **Ali Marpet** and linebacker **Kwon Alexander**.

Prior to joining Tampa Bay, Robinson spent 12 years with the New England Patriots, including his last five years (2009–13) as the director of college scouting. In the five years heading up their college scouting, the Patriots added a number of key components to their roster that won the Super Bowl in 2014, including wide receiver **Julian Edelman**, defensive back **Devin McCourty**, tight end **Rob Gronkowski**, tackle **Nate Solder** and defensive end **Chandler Jones**. He joined the Patriots as an area scout in 2002, a role he served for four seasons. Robinson then spent two years (2006–07) as a regional scout, before being promoted to assistant director of college scouting in 2008 and then director of college scouting in 2009. In his time scouting for the Patriots the team won 10 division titles, four conference titles and two Super Bowls (2003, 2004).

Robinson played three years at Southeast Missouri State as a

defensive lineman after starting his college career at the Air Force Academy. Following his college career as a player, he spent one season (1998) coaching at his alma mater and three years (1999-2001) coaching at Nicholls State.

A native of Union City, Tenn., Robinson and his wife, Jaimie, have two daughters, Taylor and Bailey.

**JON ROBINSON'S BACKGROUND:**

- 2017-22:** Tennessee Titans - Executive Vice President/General Manager
- 2016:** Tennessee Titans - General Manager
- 2014-15:** Tampa Bay Buccaneers - Director of Player Personnel
- 2009-13:** New England Patriots - Director of College Scouting
- 2008:** New England Patriots - Assistant Director of College Scouting
- 2006-07:** New England Patriots - Regional Scout
- 2002-05:** New England Patriots - Area Scout
- 1999-01:** Nicholls State - Assistant Coach
- 1998:** Southeast Missouri State - Assistant Coach

**WINNINGEST GMS IN FRANCHISE HISTORY**

Jon Robinson constructed a roster that produced six consecutive winning seasons in Robinson's first six years on the job, including a 12-5 mark during the 2021 regular season. Prior to 2021, the club went 9-7 in 2016, 2017, 2018 and 2019 with postseason berths following the 2017 and 2019 campaigns. Then, in 2020, the Titans finished the regular season 11-5 and won the team's first division championship since 2008.

Robinson has the most winning seasons of any general manager in franchise history. His career win total ranks behind only **Floyd Reese** (111, including playoffs), and his four playoff seasons, including 2021, are tied with Reese for second place. Only **Mike Holovak** (five) oversaw more postseason qualifiers.

Franchise general managers, in order of career wins (records include postseason):

General Manager	Reg. Seasons	Playoff	W	L	T	Pct
	Above .500	Seasons				
Floyd Reese (1994-2006)	4	4	111	106	0	.512
<b>Jon Robinson (2016-2021)</b>	<b>6</b>	<b>4</b>	<b>62</b>	<b>42</b>	<b>0</b>	<b>.596</b>
O.A. "Bum" Phillips (1975-1980)	5	3	59	38	0	.608
Mike Holovak (1989-1993)	5	5	52	34	0	.605
Mike Reinfeldt 2007-2011)	3	2	46	36	0	.561
Ladd Herzeg (1981-1988)	2	2	44	80	0	.355
Don Klosterman (1966-1969)	1	1	25	30	3	.457
Don Suman (1961-1962)	2	2	22	7	1	.750
Ruston Webster (2012-2015)	0	0	18	46	0	.281
Carroll Martin (1964-1965)	0	0	8	20	0	.286
Sid Gillman (1973-1974)	0	0	8	20	0	.286
Pop Ivy (1963)	0	0	6	8	0	.429
John Breen (1971-1972)	0	0	5	22	1	.196

Note: No general manager title was held in 1960 or 1970.



**TITANS FOOTBALL ADMINISTRATION/  
PLAYER PERSONNEL STAFF**

- Jon Robinson . . . . Executive Vice President/General Manager
- Vin Marino . . . . . Vice President of Football Administration
- Ryan Cowden . . . . Vice President of Player Personnel
- Monti Ossenfort . . Director of Player Personnel
- Brian Gardner . . . Director of Pro Scouting
- Jon Salge . . . . . Director of College Scouting
- Kevin Turks . . . . . Assistant Director of Pro Scouting
- Jay Thomas . . . . . Personnel Analyst
- Mike Boni . . . . . National Scout
- Dale Thompson . . . National Scout
- Blaise Taylor . . . . Pro Scout
- Brandon Taylor . . . Pro Scout
- Casey Callahan . . . College Scout
- Patrick Callaway . . College Scout
- T.J. Earley . . . . . College Scout
- Matt Miller . . . . . College Scout
- Tom Roth . . . . . College Scout
- Wes Slay . . . . . College Scout
- Rob Riederer . . . . Pro Scouting Coordinator
- Patrick Woo . . . . . Scouting Coordinator
- Corey Cooper . . . . Scouting Assistant
- Mical Johnson . . . . Scouting Assistant
- Aaron Sanders . . . . Scouting Assistant
- Max Curtis . . . . . Executive Assistant to EVP & General Manager/Football Administration Coordinator
- Adam Bondi . . . . . Lead Developer of Football Technology
- Matt Iammarino . . . Asst. Developer, Analytical Football Research

**SIX CONSECUTIVE WINNING SEASONS**

With a winning record secured during the 2021 regular season, the Titans recorded their sixth season with a winning record in six seasons since **Jon Robinson** was hired as general manager.

In the "Titans era" (1999–present), the team never before had as many as three consecutive winning campaigns.

With this year's record, plus their 2020 finish of 11-5 and their 9-7 marks every season from 2016 through 2019, the Titans have built the second-longest active streak of winning seasons in the NFL.

Most current consecutive winning seasons (through 2021):

Team	Total	Seasons
1. Kansas City Chiefs	9	2013–2021
<b>2. Tennessee Titans</b>	<b>6</b>	<b>2016–2021</b>
3. Los Angeles Rams	5	2017–2021
New Orleans Saints	5	2017–2021
5. Buffalo Bills	3	2019–2021
Green Bay Packers	3	2019–2021
7. (four tied)	2	



## JON ROBINSON'S DRAFT CLASSES

**Bold** = currently on the Titans roster, practice squad or reserve lists  
 \* = currently on another NFL roster, practice squad or reserve list

2022				
Rd.	Pick	Player	Pos.	College
1a	18	Treyton Burks	WR	Arkansas
2a	35	Roger McCreary	CB	Auburn
3a	69	Nicholas Petit-Frere	OL	Ohio State
3b	86	Malik Willis	QB	Liberty
4a	131	Hassan Haskins	RB	Michigan
4b	143	Chig Okonkwo	TE	Maryland
5a	163	Kyle Phillips	WR	UCLA
6a	204	Theo Jackson	S	Tennessee
6b	219	Chance Campbell	LB	Mississippi

2021				
Rd.	Pick	Player	Pos.	College
1	22	Caleb Farley	CB	Virginia Tech
2	53	Dillon Radunz	T	North Dakota State
3	92	Monty Rice	ILB	Georgia
3	100	Elijah Molden	CB	Washington
4	109	Dez Fitzpatrick	WR	Louisville
4	135	Rashad Weaver	OLB	Pittsburgh
6	205	Racey McMath	WR	Louisiana State
6	215	Brady Breeze	S	Oregon

2020				
Rd.	Pick	Player	Pos.	College
1	29	Isaiah Wilson	T	Georgia
2	61	Kristian Fulton	CB	Louisiana State
3	93	Darrynton Evans *	RB	Appalachian State
5	174	Larrell Murchison	DL	North Carolina State
7	224	Cole McDonald	QB	Hawaii
7	243	Chris Jackson	DB	Marshall

2019				
Rd.	Pick	Player	Pos.	College
1	19	Jeffery Simmons	DT	Mississippi State
2	51	A.J. Brown *	WR	Mississippi
3	82	Nate Davis	OL	Charlotte
4	116	Amani Hooker	DB	Iowa
5	168	D'Andre Walker	OLB	Georgia
6	188	David Long Jr.	LB	West Virginia

2018				
Rd.	Pick	Player	Pos.	College
1	22	Rashaan Evans *	LB	Alabama
2	41	Harold Landry III	OLB	Boston College
5	152	Dane Cruikshank *	DB	Arizona
6	199	Luke Falk	QB	Washington State

2017				
Rd.	Pick	Player	Pos.	College
1	5	Corey Davis *	WR	Western Michigan
1	18	Adoree' Jackson *	CB	Southern California
3	72	Taywan Taylor	WR	Western Kentucky
3	100	Jonnu Smith *	TE	Florida International
5	155	Jayon Brown *	LB	UCLA
6	217	Corey Levin	OL	Chattanooga
7	227	Josh Carraway	OLB	Texas Christian
7	236	Brad Seaton	T	Villanova
7	241	Khalfani Muhammad	RB	California

2016				
Rd.	Pick	Player	Pos.	College
1	8	Jack Conklin *	T	Michigan State
2	33	Kevin Dodd	OLB	Clemson
2	43	Austin Johnson *	DL	Penn State
2	45	Derrick Henry	RB	Alabama
3	64	Kevin Byard	S	Middle Tennessee St.
5	140	Tajaé Sharpe *	WR	Massachusetts
5	157	LeShaun Sims	CB	Southern Utah
6	193	Sebastian Tretola	G	Arkansas
7	222	Aaron Wallace	OLB	UCLA
7	253	Kalan Reed	CB	Southern Mississippi



The 2022 Titans draft class: (top row, left to right) OL Nicholas Petit-Frere, LB Chance Campbell, QB Malik Willis, RB Hassan Haskins, WR Treyton Burks, (bottom row, left to right) TE Chig Okonkwo, WR Kyle Phillips, S Theo Jackson, CB Roger McCreary

## UNRESTRICTED FREE AGENCY UNDER ROBINSON

## 2022

**Free Agents Signed** **Former Team**

RB Trenton Cannon	San Francisco
TE Austin Hooper	Cleveland
OL Jamarco Jones	Seattle
LB Justin Lawler	L.A. Rams
WR Josh Malone	Green Bay
DB A.J. Moore	Houston
DL DeMarcus Walker	Houston

**Free Agents Lost** **New Team**

WR Cameron Batson	Atlanta
FB Khari Blasingame	Chicago
ILB Jayon Brown	Las Vegas
S Dane Cruikshank	Chicago
ILB Rashaan Evans	Atlanta
TE Anthony Firkser	Atlanta
RB D'Onta Foreman	Carolina
WR Marcus Johnson	San Francisco
RB Jeremy McNichols	Atlanta
DT Kyle Peko	Las Vegas
OL David Quessenberry	Buffalo

## 2021

**Free Agents Signed** **Former Team**

OLB Ola Adeniyi	Pittsburgh
DL Denico Autry	Indianapolis
LB B.J. Bello	L.A. Chargers
WR Fred Brown	Denver
DT Trevon Coley	N.Y. Jets
LS Morgan Cox	Baltimore
T Christian DiLauro	Pittsburgh
OLB Bud Dupree	Pittsburgh
S Matthias Farley	N.Y. Jets
DT Woodrow Hamilton IV	Carolina
DT Bruce Hector	Carolina
RB Brian Hill	Atlanta
CB Jackrabbit Jenkins	New Orleans
CB Kevin Johnson	Cleveland
DT Abry Jones	Jacksonville
CB Chris Jones	Minnesota
T Kendall Lamm	Cleveland
WR Kalija Lipscomb	Green Bay
CB Greg Mabin	Jacksonville
LB Justin March-Lillard	Dallas
CB Kevin Peterson	Arizona
WR Josh Reynolds	L.A. Rams

**Free Agents Lost** **New Team**

OLB Jadeveon Clowney	Cleveland
WR Corey Davis	N.Y. Jets
DE Matt Dickerson	Las Vegas
G/C Jamil Douglas	Buffalo
DT DaQuan Jones	Carolina
DB Joshua Kalu	N.Y. Giants
CB Desmond King	Houston
CB Chris Milton	N.Y. Giants
TE MyCole Pruitt	San Francisco
WR Kalif Raymond	Detroit
TE Jonnu Smith	New England
CB Tye Smith	Minnesota

## 2020

**Free Agents Signed** **Former Team**

OLB Vic Beasley Jr.	Atlanta
DB Ibraheim Campbell	Green Bay
DL Jack Crawford	Atlanta
LB Nick Dzubnar	L.A. Chargers
CB Johnathan Joseph	Houston
RB Seniorise Perry	Buffalo
T Ty Sambrailo	Atlanta

**Free Agents Lost** **New Team**

T Jack Conklin	Cleveland
WR Darius Jennings	L.A. Chargers
DL Austin Johnson	N.Y. Giants
QB Marcus Mariota	Las Vegas
CB Logan Ryan	New York Giants

WR Tajaé Sharpe	Minnesota
CB LeShaun Sims	Cincinnati

## 2019

**Free Agents Signed** **Former Team**

DL Frank Herron	New England
TE Ryan Hewitt	Indianapolis
WR Cody Hollister	New England
WR Adam Humphries	Tampa Bay
G Rodger Saffold	L.A. Rams
DL Brent Urban	Baltimore
OLB Cameron Wake	Miami

**Free Agents Lost** **New Team**

TE Luke Stocker	Atlanta
G Quinton Spain	Buffalo

## 2018

**Free Agents Signed** **Former Team**

CB Malcolm Butler	New England
WR Michael Campanaro	Baltimore
LB Will Compton	Washington
QB Blaine Gabbert	Arizona
RB Dion Lewis	New England
S Kendrick Lewis	Baltimore
DL Bennie Logan	Kansas City
G Kevin Pamphile	Tampa Bay
OL Xavier Su'a-Filo	Houston
S Kenny Vaccaro	New Orleans
WR Nick Williams	Atlanta

**Free Agents Lost** **New Team**

DB Curtis Riley	N.Y. Giants
QB Brandon Weeden	Houston
LB Avery Williamson	N.Y. Jets
G/C Brian Schwenke	New England
WR Eric Decker	New England

## 2017

**Free Agents Signed** **Former Team**

LB Daren Bates	Oakland
S Johnathan Cyprien	Jacksonville
WR Eric Decker	N.Y. Jets
CB Demontre Hurst	Chicago
OL Tim Lelito	New Orleans
CB Logan Ryan	New England
S Brynden Trawick	Oakland
OLB Erik Walden	Indianapolis
KR/WR Eric Weems	Atlanta
NT Sylvester Williams	Denver

**Free Agents Lost** **New Team**

T/G Byron Bell	Dallas
CB Valentino Blake	N.Y. Giants
TE Anthony Fasano	Miami
C/G Brian Schwenke	Indianapolis (later re-signed in Tennessee)
LB Sean Spence	Indianapolis
G Chance Warmack	Philadelphia
WR Kendall Wright	Chicago

## 2016

**Free Agents Signed** **Former Team**

CB Brice McCain	Miami
C Ben Jones	Houston
QB Matt Cassel	Dallas
WR Rishard Matthews	Miami
LB Sean Spence	Pittsburgh
CB Valentino Blake	Pittsburgh
S Rashad Johnson	Arizona

**Free Agents Lost** **New Team**

LB Zach Brown	Buffalo
LB Steven Johnson	Pittsburgh
OL Joe Looney	Dallas
CB Coty Sensabaugh	Los Angeles



## TRADES BY JON ROBINSON

2022 TRADES

Trade Date/Teams	Compensation	Overall	Player Selected	Note
<b>1. March 23, 2022</b>				
Tennessee Receives:	Player:		WR Robert Woods	
L.A. Rams Receive:	Draft Choice:		Round 6, 2023	
<b>2. April 28, 2022 (Draft Day Trade)</b>				
Tennessee Receives:	Draft Choice:	Round 1, 2022	#18 WR Treyton Burks	Pick originally from New Orleans
	Draft Choice:	Round 3, 2022	#101 (TE Jeremy Ruckert)	Pick originally a New Orleans compensatory selection; traded to NY Jets
Philadelphia Receives:	Player:		WR A.J. Brown	
<b>3. April 28, 2022 (Draft Day Trade)</b>				
Tennessee Receives:	Draft Choice:	Round 2, 2022	#35 CB Roger McCreary	
	Draft Choice:	Round 3, 2022	#69 OL Nicholas Petit-Frere	
	Draft Choice:	Round 5, 2022	#163 WR Kyle Philips	Pick originally from Pittsburgh
N.Y. Jets Receive:	Draft Choice:	Round 1, 2022	#26 OLB Jermaine Johnson	
	Draft Choice:	Round 3, 2022	#101 TE Jeremy Ruckert	Pick originally a New Orleans compensatory selection
<b>4. April 29, 2022 (Draft Day Trade)</b>				
Tennessee Receives:	Draft Choice:	Round 3, 2022	#86 QB Malik Willis	
Las Vegas Receives:	Draft Choice:	Round 3, 2022	#90 G Dylan Parham	
	Draft Choice:	Round 5, 2022	#169 (RB Ty Chandler)	Pick traded to Minnesota
<b>5. Aug. 17, 2022</b>				
Tennessee Receives:	Player:		S Tyree Gillespie	
Las Vegas Receives:	Draft Choice:		Round 7, 2024	Conditional draft choice
<b>6. Aug. 24, 2022</b>				
Tennessee Receives:	Player:		DB Ugo Amadi	
	Draft Choice:		Round 7, 2024	
Philadelphia Receives:	Draft Choice:		Round 6, 2024	
<b>7. Aug. 29, 2022</b>				
Tennessee Receives:	Player:		OL Dennis Daley	
	Draft Choice:		Round 7, 2024	
Carolina Receives:	Draft Choice:		Round 5, 2024	

2021 TRADES

Trade Date/Teams	Compensation	Overall	Player Selected	Note
<b>1. March 17, 2021</b>				
Tennessee Receives:	Draft Choice:	Round 7, 2021	#232 (DT Phil Hoskins)	Pick originally from Atlanta; traded to Carolina
Miami Receives:	Player:		T Isaiah Wilson	
	Draft Choice:	Round 7, 2022	#247 QB Skylar Thompson	
<b>2. April 30, 2021 (Draft Day Trade)</b>				
Tennessee Receives:	Draft Choice:	Round 3, 2021	#92 ILB Monty Rice	
	Draft Choice:	Round 4, 2021	#135 OLB Rashad Weaver	
Green Bay Receives:	Draft Choice:	Round 3, 2021	#85 WR Amari Rodgers	
<b>3. May 1, 2021 (Draft Day Trade)</b>				
Tennessee Receives:	Draft Choice:	Round 4, 2021	#109 WR Dez Fitzpatrick	Pick originally from Houston
Carolina Receives:	Draft Choice:	Round 4, 2021	#126 RB Chuba Hubbard	
	Draft Choice:	Round 5, 2021	#166 DB Keith Taylor	
	Draft Choice:	Round 7, 2021	#232 DT Phil Hoskins	Pick originally from Atlanta through Miami
<b>4. June 6, 2021</b>				
Tennessee Receives:	Player:		WR Julio Jones	
	Draft Choice:		Round 6, 2023	
Atlanta Receives:	Draft Choice:	Round 2, 2022	#58 LB Troy Andersen	
	Draft Choice:	Round 4, 2023		Conditional draft choice

2020 TRADES

Trade Date/Teams	Compensation	Overall	Player Selected	Note
<b>1. March 19, 2020</b>				
Tennessee Receives:	Draft Choice:	Round 7, 2020	#237 (CB Thakarius Keyes)	Pick originally from New England; traded to Kansas City
Denver Receives:	Player:		DT Jurrell Casey	

## TRADES BY JON ROBINSON

### 2. April 25, 2020 (Draft Day Trade)

Tennessee Receives:	Draft Choice:	Round 6, 2021	#215	S Brady Breeze	
Kansas City Receives:	Draft Choice:	Round 7, 2020	#237	CB Thakarius Keyes	Pick originally from New England through Denver

### 3. Oct. 14, 2020

Tennessee Receives:	Draft Choice:	Round 6, 2021	#185	(LB Nick Niemann)	Pick traded to L.A. Chargers
Jacksonville Receives:	Draft Choice:	Round 7, 2021	#249	(WR Ben Skowronek)	Pick traded to L.A. Rams
	Player:	OLB Kamalei Correa			

### 4. Nov. 2, 2020

Tennessee Receives:	Player:	CB Desmond King II			
L.A. Chargers Receive:	Draft Choice:	Round 6, 2021	#185	LB Nick Niemann	Pick originally from Jacksonville

## 2019 TRADES

Trade Date/Teams	Compensation	Overall	Player Selected	Note
------------------	--------------	---------	-----------------	------

### 1. March 15, 2019

Tennessee Receives:	Player:	QB Ryan Tannehill			
	Draft Choice:	Round 6, 2019	#188	LB David Long Jr.	
Miami Receives:	Draft Choice:	Round 7, 2019	#233	RB Chandler Cox	
	Draft Choice:	Round 4, 2020	#135	(G Kevin Dotson)	Pick traded to Pittsburgh

### 2. April 27, 2019 (Draft Day Trade)

Tennessee Receives:	Draft Choice:	Round 4, 2019	#116	DB Amani Hooker	Pick originally from Miami through New Orleans
	Draft Choice:	Round 5, 2019	#168	OLB D'Andre Walker	Pick originally from New Orleans
N.Y. Jets Receive:	Draft Choice:	Round 4, 2019	#121	TE Trevon Wesco	
	Draft Choice:	Round 5, 2019	#157	LB Blake Cashman	

### 3. August 29, 2019

Tennessee Receives:	Player:	OLB Reggie Gilbert			
Green Bay Receives:	Draft Choice:	Round 6, 2020	#208	C Jake Hanson	

### 4. August 31, 2019

Tennessee Receives:	Draft Choice:	Round 7, 2020	#224	QB Cole McDonald	
Cleveland Receives:	Player:	WR Taywan Taylor			

## 2018 TRADES

Trade Date/Teams	Compensation	Overall	Player Selected	Note
------------------	--------------	---------	-----------------	------

### 1. April 26, 2018 (Draft Day Trade)

Tennessee Receives:	Draft Choice:	Round 1, 2018	#22	LB Rashaan Evans	Pick originally from Kansas City through Buffalo
	Draft Choice:	Round 6, 2018	#215	(C Bradley Bozeman)	Pick traded back to Baltimore
Baltimore Receives:	Draft Choice:	Round 1, 2018	#25	TE Hayden Hurst	
	Draft Choice:	Round 4, 2018	#125	(DB Avonte Maddox)	Pick traded to Philadelphia

### 2. April 27, 2018 (Draft Day Trade)

Tennessee Receives:	Draft Choice:	Round 2, 2018	#41	OLB Harold Landry III	
Oakland Receives:	Draft Choice:	Round 2, 2018	#57	DT P.J. Hall	
	Draft Choice:	Round 3, 2018	#89	(T Joseph Noteboom)	Pick traded to L.A. Rams

### 3. April 28, 2018 (Draft Day Trade)

Tennessee Receives:	Draft Choice:	Round 5, 2018	#152	DB Dane Cruikshank	
Baltimore Receives:	Draft Choice:	Round 5, 2018	#162	WR Jordan Lasley	
	Draft Choice:	Round 6, 2018	#215	C Bradley Bozeman	Pick originally from Baltimore

### 4. August 28, 2018

Tennessee Receives:	Player:	LB Kamalei Correa			
Baltimore Receives:	Draft Choice:	Round 6, 2019	#191	(DB Marcus Epps)	Pick traded to Minnesota

## 2017 TRADES

Trade Date/Teams	Compensation	Overall	Player Selected	Note
------------------	--------------	---------	-----------------	------

### 1. April 28, 2017 (Draft Day Trade)

Tennessee Receives:	Draft Choice:	Round 3, 2017	#72	WR Taywan Taylor	Pick originally from Carolina
	Draft Choice:	Round 6, 2017	#200	(T Adam Bisnowaty)	Pick traded to N.Y. Giants; originally from Indianapolis
New England Receives:	Draft Choice:	Round 3, 2017	#83	DE Derek Rivers	
	Draft Choice:	Round 4, 2017	#124	(LB Jalen Reeves-Maybin)	Pick traded to Detroit

### 2. April 29, 2017 (Draft Day Trade)

Tennessee Receives:	Draft Choice:	Round 5, 2017	#155	LB Jayon Brown	
Philadelphia Receives:	Draft Choice:	Round 5, 2017	#164	(G Isaac Asiata)	Pick traded to Miami
	Draft Choice:	Round 6, 2017	#214	DT Elijah Qualls	Pick originally from Atlanta



## TRADES BY JON ROBINSON

### 3. April 29, 2017 (Draft Day Trade)

Tennessee Receives:	Draft Choice:	Round 6, 2017	#207	(DB Brandon Wilson)	Pick traded to Cincinnati
	Draft Choice:	Round 7, 2017	#241	RB Khalfani Muhammad	
N.Y. Giants Receive:	Draft Choice:	Round 6, 2017	#200	T Adam Bisnowaty	Pick originally from Indianapolis through New England

### 4. April 29, 2017 (Draft Day Trade)

Tennessee Receives:	Draft Choice:	Round 6, 2017	#217	OL Corey Levin	Compensatory pick
	Draft Choice:	Round 7, 2017	#227	OLB Josh Carraway	
Cincinnati Receives:	Draft Choice:	Round 6, 2017	#207	DB Brandon Wilson	Pick originally from N.Y. Giants

### 5. Sept. 1, 2017

Tennessee Receives:	Player:	DE David King			
Kansas City Receives:	Draft Choice:	Round 7, 2018	#243	(DB Keion Crossen)	Conditional draft choice; traded to New England

## 2016 TRADES

Trade Date/Teams	Compensation	Overall	Player Selected	Note
------------------	--------------	---------	-----------------	------

### 1. March 9, 2016

Tennessee Receives:	Player:	RB DeMarco Murray			
	Draft Choice:	Round 4, 2016	#113	(LB Nick Kwiatkoski)	Pick traded from Tennessee to Los Angeles to Chicago
Philadelphia Receives:	Draft Choice:	Round 4, 2016	#100	(QB Connor Cook)	Pick traded from Philadelphia to Cleveland to Oakland

### 2. April 14, 2016

Tennessee Receives:	Draft Choice:	Round 1, 2016	#15	(WR Corey Coleman)	Pick traded from Tennessee to Cleveland
	Draft Choice:	Round 2, 2016	#43	DL Austin Johnson	Pick originally from Philadelphia
	Draft Choice:	Round 2, 2016	#45	RB Derrick Henry	
	Draft Choice:	Round 3, 2016	#76	(T Shon Coleman)	Pick traded from Tennessee to Cleveland
	Draft Choice:	Round 1, 2017	#5	WR Corey Davis	
	Draft Choice:	Round 3, 2017	#100	TE Jonnu Smith	Compensatory pick
L.A. Rams Receive:	Draft Choice:	Round 1, 2016	#1	QB Jared Goff	
	Draft Choice:	Round 4, 2016	#113	(LB Nick Kwiatkoski)	Pick originally from Philadelphia; traded from Los Angeles to Chicago
	Draft Choice:	Round 6, 2016	#177	TE Temarrick Hemingway	

### 3. April 28, 2016 (Draft Day Trade)

Tennessee Receives:	Draft Choice:	Round 1, 2016	#8	T Jack Conklin	Pick originally from Miami through Philadelphia
	Draft Choice:	Round 6, 2016	#176	(RB Andy Janovich)	Pick traded from Tennessee to Denver
Cleveland Receives:	Draft Choice:	Round 1, 2016	#15	WR Corey Coleman	Pick originally from Los Angeles
	Draft Choice:	Round 3, 2016	#76	T Shon Coleman	Pick originally from Los Angeles
	Draft Choice:	Round 2, 2017	#52	QB DeShone Kizer	

### 4. April 30, 2016 (Draft Day Trade)

Tennessee Receives:	Draft Choice:	Round 5, 2016	#157	CB LeShaun Sims	Pick originally from N.Y. Jets
	Draft Choice:	Round 7, 2016	#253	CB Kalan Reed	
Denver Receives:	Draft Choice:	Round 6, 2016	#176	RB Andy Janovich	Pick originally from Cleveland
	Draft Choice:	Round 6, 2017	#203	RB De'Angelo Henderson	

### 5. Aug. 16, 2016

Tennessee Receives:	Player:	G/T Dennis Kelly			
Philadelphia Receives:	Player:	WR Dorial Green-Beckham			



Ryan Tannehill was acquired in a trade in 2019.

## HEAD COACH MIKE VRABEL

[Click For Complete Online Bio](#)

[Mike Vrabel Named AP 2021 NFL Coach of the Year](#)

[Video: Watch "The Mike Vrabel Show"](#)

[Video: Watch Mike Vrabel's latest press conference](#)

[Video: Introducing Mike Vrabel's Second and Seven Foundation](#)

[Video: Igniting the Fire - Who is Mike Vrabel?](#)



also ranked eighth on third down (43.6 percent), fifth in the red zone (63.9 percent) and first in goal-to-go efficiency (87.5 percent).

Situationally, Vrabel's teams fared well among the NFL leaders in his first four seasons as head coach. From 2018 to 2021, their .909 winning percentage (40-4) in regular season games in which they had a fourth-quarter lead ranked second in the NFL behind the New Orleans Saints (.939). In the same time period, the Titans had a .714 winning percentage in three-point games (15-6), which led the league. Vrabel's team was 5-1 in overtime games from 2018 through 2021, tying the Saints (5-1) for the most overtime wins.

From 2018 to 2021, the Titans had the NFL's second-best rushing offense, averaging 143.7 rushing yards per game. Only the Baltimore Ravens were better (173.6). On the other side of the ball, the Titans ranked seventh in rushing defense, allowing 106.2 rushing yards per contest. Also from 2018 to 2021, the Titans tied for eighth in scoring defense (22.0 opponent points per game) and tied for the eighth-best turnover margin (+13). The Titans were called for 370 penalties from 2018 through 2021, which was the sixth-fewest total in the NFL.

### Titans Take the AFC South in Year 3 Under Vrabel

The Titans won the 2020 AFC South title with an 11-5 record in the regular season, claiming their best record and first division title since going 13-3 in 2008. They finished with a 5-1 record within the division and a 6-2 mark in road games, all while navigating the challenges of the COVID-19 pandemic.

The Titans led the NFL in 2020 with a plus-11 turnover differential. Their 23 takeaways ranked seventh in the NFL, while their 12 turnovers were the second-fewest in the league in 2020 and tied for the ninth-lowest number since the NFL went to a 16-game schedule in 1978.

In 2020, the Titans tied for second place in total offense (396.4 yards per game) and ranked fourth in scoring offense (30.7 points per game). They became the first team in NFL history to generate at least 2,500 rushing yards (2,690) and 3,500 net passing yards (3,653) while surrendering 25 or fewer sacks (25). Their 6,343 total yards and 381 first downs established franchise records, while their 491 points amounted to the organization's second-best total.

The 2020 Titans joined the 1997 Detroit Lions as the only teams in NFL history to feature a 2,000-yard rusher, a 3,000-yard passer and a 1,000-yard receiver. Henry led the NFL in rushing for the second consecutive season, and his 2,027 rushing yards gave him the fifth-best total in league history. Meanwhile, **Ryan Tannehill** passed for 3,819 yards, and his 106.5 passer rating was the fifth-best number in the NFL. **A.J. Brown** was named to the Pro Bowl after recording his second consecutive 1,000-yard season (1,075) and tying for fifth place in the NFL with 11 touchdown catches.

### Titans to AFC Championship Game in Vrabel's Second Season

In 2019, Vrabel became the first head coach in the organization's history to win multiple playoff games within his first two seasons. The Titans won a pair of road games—at New England in the wild card round and at Baltimore in the divisional round—to advance to the 2019 AFC championship game, falling at Kansas City to the eventual Super Bowl champion Chiefs.

The Titans began the 2019 campaign with two wins in their first six games but rallied to win seven of their final 10 games in the regular season. From the time the NFL went to its current playoff format in 1990 through 2019, 345 teams went 2-4 or worse in their first six games of a season. From that group, the Titans became only the third team to advance to a conference championship game, joining the 2002 Titans (2-4) and the 1996 Jacksonville Jaguars (2-4).

The 2019 Titans ranked in the NFL's top 10 in scoring margin (eighth, +71), turnover margin (sixth, +6), offensive yards per play (fourth, 6.12), rushing offense (third, 138.9 yards per game), red zone efficiency (first, 75.6 percent), total touchdowns (tied for third, 54) and third-down defense (eighth, 36.3 percent).

In his first season as head coach, Vrabel directed the Titans to a 9-7 record. His nine wins tied for the fourth-highest total in franchise history by a first-year head coach.

With only 82 penalties enforced against the Titans in 2018, Vrabel's team led the NFL and set a franchise record (16-game season) for fewest penalties in a season. The 2018 Titans also placed third in points allowed (18.9 per game), eighth in total defense (333.4 yards per game), sixth in passing defense (216.9), second in red zone defense (44.7 percent

GAME PREVIEW

TEAM NOTES

PLAYER NOTES

MEDIA

STATISTICS

ROSTERS

**Mike Vrabel** was named head coach of the Titans on Jan. 20, 2018, becoming the 19th head coach in franchise history.

In his first four seasons as head coach, Vrabel led the Titans to a 43-27 overall record and three postseason appearances. He joined **Jack Pardee** and **Jerry Glanville** as the only head coaches in team annals to preside over at least three playoff squads in their initial four seasons as head coach, and he tied Pardee (43-26) for the most total wins by a head coach in his first four seasons with the organization. The Titans won back-to-back AFC South titles in 2020 and 2021, marking the first time the organization accomplished the feat since the Oilers won the first three AFL Eastern division titles from 1960 to 1962.

### Vrabel Honored as NFL's Top Coach in 2021

Vrabel was named the Associated Press NFL Coach of the Year in 2021 after directing the Titans to a 12-5 record during the regular season. The Titans won the AFC South, and they claimed the top seed in the AFC playoff field for the first time since 2008. They did so despite needing to use 91 total players during the season—the most in NFL history in a non-strike year. After the final preseason roster cuts through the end of the season, the team placed 26 different players on injured reserve and 21 different players on the reserve/COVID-19 list, plus additional practice squad players that received those designations.

The 2021 Titans ranked second in rushing defense (84.6 yards allowed per game), 12th in total defense (329.8), sixth on third down (36.7 percent), sixth in scoring defense (20.8 points per game) and ninth in sacks (43). Offensively, the Titans finished fifth in rushing (141.4 yards per game) despite missing **Derrick Henry** for nine games due to injury. The offense

## MIKE VRABEL AT A GLANCE

- Year as Titans head coach: **5**
- Year as NFL head coach: **5**
- Regular season record: **41-24**
- Postseason record: **2-3**
- Overall record: **43-27**
- Regular season home record: **22-11**
- Regular season road record: **19-13**
- vs. Giants: **1-0**
- At home vs. Giants: **0-0**
- On the road vs. Giants: **1-0**
- vs. Brian Daboll: **0-0**

Mike Vrabel's Career Coaching Ledger:

Years	Team	Position
2018-22	Tennessee Titans	Head Coach
2017	Houston Texans	Defensive Coordinator
2014-16	Houston Texans	Linebackers Coach
2012-13	Ohio State University	Defensive Line Coach
2011	Ohio State University	Linebackers Coach

Mike Vrabel's Career Playing Ledger:

Years	Team	Position
2009-10	Kansas City Chiefs	Linebacker
2001-08	New England Patriots	Linebacker
1997-00	Pittsburgh Steelers	Linebacker



## TITANS COACHING STAFF

- Mike Vrabel ..... **Head Coach**
- Craig Aukerman ..... **Special Teams**
- Brian Bell ..... **Sports Performance Coordinator**
- Chase Blackburn .... **Assistant Special Teams**
- Scott Booker ..... **Safeties**
- Shane Bowen..... **Defensive Coordinator**
- Kylan Butler..... **Offensive Assistant**
- Keith Carter..... **Offensive Line**
- Ryan Crow ..... **Outside Linebackers**
- Tony Dews ..... **Running Backs**
- Todd Downing ..... **Offensive Coordinator**
- Erik Frazier..... **Offensive Skill Assistant**
- Jason Houghtaling... **Offensive Line Assistant**
- Tim Kelly..... **Passing Game Coordinator**
- Bobby King..... **Inside Linebackers**
- Zak Kuhr ..... **Inside Linebackers Assistant**
- Clinton McMillan..... **Defensive Line Assistant**
- Anthony Midget..... **Secondary**
- Rob Moore..... **Wide Receivers**
- Pat O'Hara ..... **Quarterbacks**
- Frank Piraino..... **Director, Sports Performance**
- Tyler Rouse ..... **Sports Performance Assistant**
- Jim Schwartz..... **Senior Defensive Assistant**
- Luke Steckel ..... **Tight Ends**
- John Streicher..... **Football Development Coordinator**
- Mike Sullivan..... **Assistant Offensive Line**
- Terrell Williams..... **Defensive Line**

touchdown rate) and seventh in rushing offense (126.4) in the league rankings.

### Background as a Player and Coach

Vrabel arrived in Tennessee with 18 years of NFL experience, including four seasons as a coach and 14 seasons as a player. His distinguished playing career included three Super Bowl wins (2001, 2003 and 2004), one Pro Bowl selection (2007) and an All-Pro honor (2007). Vrabel played in 206 NFL games and totaled 57 sacks, 496 tackles, 11 interceptions, 20 forced fumbles, nine fumble recoveries and 10 touchdown receptions. Additionally, his teams advanced to the playoffs eight times (20 postseason games), with Vrabel recording eight postseason sacks and two postseason touchdown receptions.

Vrabel joined the Titans after four seasons with the Houston Texans, spending the first three seasons (2014-16) coaching linebackers and one year (2017) as the team's defensive coordinator. During his time in Houston, the Texans built one of the best defenses in the NFL and experienced tremendous success as a team – earning two division titles (2015, 2016).

Between 2014-16, the Texans defense ranked third in the NFL in yards allowed per game (319.9) and net passing yards (218.4). Houston also ranked first in third-down defense (33.6), fourth in opponent completion percentage (59.5) and sixth in points allowed per game (19.8). The 2016 defense ranked number one in the NFL, for the first time in franchise history, in yards allowed (301.3).

In 2017, his first year as a defensive coordinator, the Texans finished the campaign with 19 players on injured reserve. Despite the injuries, Vrabel led the defense to the fifth-best third-down percentage in the NFL and a franchise-record 3.97 yards per carry by opponents. Houston also had 18 different players record at least half a sack last year and 26 players tally at least one tackle for loss.

Vrabel spent his career playing and coaching with accomplished leaders, including **Bill Belichick**, **Bill Cowher**, **Romeo Crennel**, **Urban Meyer**, **Bill O'Brien** and **Todd Haley**.

As the Texans linebackers coach from 2014-16, Vrabel developed several players into top-notch performers, including **Jadeveon Clowney** (Pro Bowl, 2016), **Whitney Mercilus**, **Benardrick McKinney** (second-team All-Pro, 2016) and **Brian Cushing**. The 2015 Texans defense had the top third-down defense in the NFL (28.5 percent), which was the lowest percentage in franchise history and the lowest by any NFL team since the 2003 Titans (27.7 percent). The 2015 defense also set a franchise mark for

sacks in a season with 45 - 22.5 coming from Vrabel's linebacking corps.

Prior to joining the NFL coaching ranks, Vrabel transitioned immediately from an NFL player to college coach. He started as the linebacker coach at Ohio State in 2011 and coached the defensive line from 2012-2013. The 2012 Buckeyes finished the season undefeated at 12-0. He also was named Big Ten Recruiter of the Year by ESPN.com in 2012.

Vrabel was selected by the Pittsburgh Steelers in the third round (91st overall) of the 1997 NFL Draft, after his playing career at Ohio State, where he earned All-America honors and Big Ten Conference Defensive Lineman of the Year in both 1995 and 1996.

A native of Akron, Ohio, Vrabel attended Walsh Jesuit High School. He and his wife, Jennifer, have two sons: Tyler and Carter.

## MOST WINS IN FIRST FOUR SEASONS

When the Titans defeated the Houston Texans on Jan. 9, 2022, **Mike Vrabel** won his 43rd game, including postseason, since taking over as Titans head coach in 2018. In doing so, he tied **Jack Pardee** for the most total wins by a head coach in his first four seasons with the organization. In Pardee's first four seasons as head coach from 1990 through 1993, the Oilers were 43-26, including playoffs.

Vrabel, Pardee and **Jerry Glanville** (1986-1989) are the only head coaches in team annals to preside over at least three playoff squads in their initial four seasons. All three of Pardee's first four teams made the postseason, while Glanville's Oilers advanced to the postseason in his second, third and fourth years.

Of all Titans/Oilers head coaches with at least four seasons with the franchise, Vrabel's career winning percentage ranks the highest.

### Most total wins in Titans/Oilers history in a head coach's first four seasons, including playoffs\*:

Coach	Seasons	Playoff Berths				Pct
		Season 1-4	W	L	T	
1. Jack Pardee	1990-1993	4	43	26	0	.623
<b>Mike Vrabel</b>	<b>2018-2021</b>	<b>3</b>	<b>43</b>	<b>27</b>	<b>0</b>	<b>.614</b>
3. O.A. "Bum" Phillips	1975-1978	1	35	26	0	.574
Jerry Glanville	1986-1989*	3	35	33	0	.515
5. Jeff Fisher	1995-1998*	0	31	33	0	.484
6. Wally Lemm	1966-1969*	2	25	30	3	.457
7. Mike Munchak	2011-2013	0	22	26	0	.458
8. Mike Mularkey	2016-2017*	1	19	15	0	.559
9. Frank "Pop" Ivy	1962-1963	1	17	12	0	.586
10. Lou Rymkus	1960-1961	1	12	7	1	.625

\* Does not include interim seasons

Note: Munchak, Mularkey, Ivy and Rymkus coached fewer than four seasons

When Vrabel was hired in 2018, he joined six other head coaches who joined (or rejoined) their respective clubs in the same offseason: **Jon Gruden** (Oakland/Las Vegas Raiders), **Matt Nagy** (Chicago Bears), **Matt Patricia** (Detroit Lions), **Frank Reich** (Indianapolis Colts), **Pat Shurmur** (New York Giants) and **Steve Wilks** (Arizona Cardinals). Of those seven coaches, Vrabel had the most wins from 2018 to 2021.

Vrabel, Reich and Nagy each led their respective teams to the playoffs twice in their first three seasons, while Vrabel was the only one from the group to go to the playoffs a third time in that span.

### Most total wins from 2018 to 2021 by head coaches hired during the 2018 offseason (through 2021):

Coach	Team	Wins	Losses	Ties	Pct.	Playoff
						Appearances
1. <b>Mike Vrabel</b>	<b>Tennessee</b>	<b>43</b>	<b>27</b>	<b>0</b>	<b>.614</b>	<b>3</b>
2. Frank Reich	Indianapolis	38	30	0	.559	2
3. Matt Nagy	Chicago	34	33	0	.507	2
4. Jon Gruden	Las Vegas	22	31	0	.415	0
5. Matt Patricia	Detroit	13	29	1	.314	0
6. Pat Shurmur	N.Y. Giants	9	23	0	.281	0
7. Steve Wilks	Arizona	3	13	0	.188	0

## TITANS TO PLAYOFFS IN YEAR 2 UNDER VRABEL

In 2019, Titans head coach **Mike Vrabel** became the franchise's sixth head coach in franchise annals to have the team in the playoffs within his first two full seasons.

Vrabel was the fourth head coach in Titans/Oilers history to win at least one playoff game in his first two full seasons, joining **Mike Mularkey** (2017 playoff victory), **Jack Pardee** (1991) and **Lou Rymkus** (1960 and 1961). He became the first head coach in the team's history to win multiple playoff games within his first two seasons.

**Titans/Oilers head coaches in the playoffs within their first two full seasons:**

Head Coach	1st Full Season as Head Coach	Postseason Berths in 1st 2 Seasons	Playoff Wins in 1st 2 Seasons
<b>Mike Vrabel</b>	<b>2018</b>	<b>2019 (Year 2)</b>	<b>2</b>
Mike Mularkey	2016*	2017 (Year 2)	1
Jack Pardee	1990	1990, 1991 (Years 1 & 2)	1
Wally Lemm	1966*	1967 (Year 2)	0
Frank "Pop" Ivy	1962	1962 (Year 1)	0
Lou Rymkus	1960	1960 (Year 1)	1

\* Mularkey served as interim head coach for the final nine games of the 2015 season. Lemm was the head coach for the 1961 AFL Champion Oilers after taking over as head coach for the final nine games of the season. He left the team following the season and returned in 1966.

## TITANS/OILERS HEAD COACH HISTORY

COACH	YEARS	WON	LOST	TIED	PCT.
Lou Rymkus	1960-61	12	7	1	.625
Wally Lemm	1961, 1966-70	38	40	4	.487
Frank "Pop" Ivy	1962-63	17	12	0	.586
Sammy Baugh	1964	4	10	0	.285
Hugh "Bones" Taylor	1965	4	10	0	.285
Ed Hughes	1971	4	9	1	.321
Bill Peterson	1972-73	1	18	0	.052
Sid Gillman	1973-74	8	15	0	.347
O.A. "Bum" Phillips	1975-80	59	38	0	.608
Ed Biles	1981-83	8	23	0	.258
Chuck Studley	1983	2	8	0	.200
Hugh Campbell	1984-85	8	22	0	.266
Jerry Glanville	1985-89	35	35	0	.500
Jack Pardee	1990-94	44	35	0	.556
Jeff Fisher	1994-2010	147	126	0	.538
Mike Munchak	2011-13	22	26	0	.458
Ken Whisenhant	2014-15	3	20	0	.130
Mike Mularkey	2015-17	21	22	0	.488
<b>Mike Vrabel</b>	<b>2018-22</b>	<b>43</b>	<b>27</b>	<b>0</b>	<b>.614</b>


Records include postseason



## TITANS ASSISTANT COACHES

### SHANE BOWEN DEFENSIVE COORDINATOR

[Click For Complete Online Bio](#)



- Bowen was promoted to defensive coordinator in 2021 after spending his first three seasons with the Titans as outside linebackers coach.
- In 2021, the Titans ranked second in rushing defense (84.6), 12th in total defense (329.8 per game), sixth on third down (36.7 percent) and sixth in scoring defense (20.8 points per game). They tied for ninth in sacks (43), while outside linebacker Harold Landry III (12 sacks) and defensive linemen Denico Autry (nine sacks) and Jeffery Simmons (8.5) made the Titans the only NFL team in 2021 to have three players with at least eight sacks. Landry, Simmons and safety Kevin Byard were all named to the Pro Bowl, with Byard adding first-team All-Pro honors.
- In 2020, he added defensive play-caller to his responsibilities as outside linebackers coach. The Titans defense ranked seventh in the NFL with 23 takeaways, which tied for the most by a Titans defense since 2013 (25). The Titans also tallied 15 interceptions, which ranked seventh in the NFL and the most by the Titans since 2012 (19).
- Bowen joined the Titans in 2018 after spending two seasons (2016-17) as a defensive assistant for the Houston Texans. He arrived with nine years of coaching experience.
- In 2016, Bowen was part of a Texans staff that produced the NFL's number one defense (yards allowed) for the first time in franchise history. In 2017, the defense ranked fifth in third-down defense and set a franchise record for yards per carry by opponents (3.97).
- He also served at Kennesaw State as linebackers coach (2013-15), at Ohio State as a defensive graduate assistant (2012). He began his coaching career as an assistant at Georgia Tech (2009-11).
- A native of Pickerington, Ohio, Bowen was a three-year letter winner at Georgia Tech as an outside linebacker.

### TODD DOWNING OFFENSIVE COORDINATOR

[Click For Complete Online Bio](#)



- Downing was promoted to offensive coordinator in 2021 after initially joining the Titans in 2019 as tight ends coach. He came to the team with 18 years of previous NFL coaching experience.
- In 2021, the Titans offense ranked fifth in rushing (141.4 yards per game) despite missing Derrick Henry for nine games due to injury. The offense also ranked eighth on third down (43.6 percent), fifth in the red zone (63.9 percent) and first in goal-to-go efficiency (87.5 percent). Injuries led to the Titans tying for the league high with 39 total players used on offense. They had 25 offensive players with at least one scrimmage touch, which tied for the league's third-highest total.
- From 2019 to 2020, the Titans tight ends' 21 touchdowns tied for the third-highest total in the NFL among tight end groups. Over those two seasons the Titans tight ends also produced the league's seventh-best receiving yardage total (1,915) and tied for the eighth-best reception total (170).
- Among their peers in 2020, the Titans tight end corps ranked second in total touchdowns (14), third in touchdown receptions (12), sixth in receptions (94) and ninth in receiving yards (967). Jonnu Smith tied the franchise single-season record for tight ends with eight touchdown catches, which also tied for third place in the NFL in 2020.
- In his first season with the Titans (2019), Downing helped Smith set then-career highs in receptions (35) and yards (439), while Anthony Firkser (15 games) and MyCole Pruitt (10 starts) emerged as steady contributors.
- He spent 2018 as the tight ends coach for the Minnesota Vikings, helping Pro Bowl tight end Kyle Rudolph post the second-highest reception (64) and yardage totals (634) of his career.
- Downing spent three seasons (2015-17) with the Oakland Raiders, first as quarterbacks coach and then one season as offensive coordinator. In each of his three seasons with the Raiders, quarterback Derek Carr earned a Pro Bowl invitation.
- Downing coached the quarterbacks for one season (2014) in Buffalo and spent five seasons (2009-13) with the Detroit Lions. He originally joined the Lions as an offensive quality control coach and worked his way up to



## TITANS ASSISTANT COACHES

quarterbacks coach for the final three seasons.

- Downing began his NFL coaching career with the Minnesota Vikings (2001-05) and then the St. Louis Rams (2006-08).
- The Minneapolis, Minn., native attended the University of Minnesota.

### CRAIG AUKERMAN SPECIAL TEAMS

[Click For Complete Online Bio](#)


- Aukerman was promoted to special teams coach in 2018. He joined the Titans in January 2017 as the assistant special teams coach.
- In 2021, kicker Randy Bullock finished ninth in franchise history with 120 points in a single season, while Brett Kern had the league's third-best ratio of punts inside the 20 to touchbacks (18:1). Chester Rogers ranked fifth in the NFL with a 9.8-yard punt return average, the best by a Titans player since 2012 (13.2 by Darius Reynaud). The kickoff coverage unit ranked eighth in the league (20.3-yard average).
- In 2020, Titans punter Brett Kern's 59.5 percent (22 of 37) of punts placed inside the 20 was the best of any player with at least 30 punts in a season since 1991.
- In 2019, the Titans finished fourth in the NFL in net punting and tied for the NFL lead with four total blocked kicks. Brett Kern was named to his third consecutive Pro Bowl.
- The 2018 Titans set the NFL kickoff return average record (32.0).
- Prior to his arrival in Tennessee, he gained 17 years of coaching experience, including 10 seasons on the college level and seven years in the NFL.
- He spent four seasons (2013-16) with the San Diego Chargers working with their special teams, first as an assistant special teams coach (2013-15) and then as the special teams coordinator (2016).
- He also spent time in the NFL on the coaching staffs with the Jacksonville Jaguars (2011-12) and Denver Broncos (2010).
- In the college ranks, he coached at Findlay (2000), Miami (Ohio) (2001-02, 2005-08), Western Kentucky (2003-04), and Kent State (2009).
- Aukerman was a two-time NAIA All-American at the University of Findlay (Ohio), where he played defensive back and wide receiver from 1995-98.



### BRIAN BELL SPORTS PERFORMANCE COORDINATOR

[Click For Complete Online Bio](#)

- Bell joined the Titans in 2018 after spending three seasons with the Houston Texans as assistant strength and conditioning coach. He was a member of back-to-back AFC South Division Championships in his first two campaigns in Houston.
- Bell was an assistant strength and conditioning coach at Penn State from 2012-13 and the head football strength and conditioning coach at his high school alma mater, DeMatha Catholic, in Hyattsville, Md., from 2011-12.
- Bell was a tight end and fullback at Kent State from 2002-06. In 2007, Bell signed with the Washington Commanders as an undrafted free agent and served on the team's practice squad.



### CHASE BLACKBURN ASSISTANT SPECIAL TEAMS

[Click For Complete Online Bio](#)

- Blackburn joined the Titans in 2022 after six seasons on the Carolina Panthers staff, including four years (2018-21) as special teams coordinator.
- Under Blackburn in 2021, the Panthers ranked eighth in punt return coverage (7.4 yards per opponent return) and eighth in field goal percentage (89.7).
- In 2020, Carolina posted the NFL's seventh-ranked kickoff return average (25.3) and placed seventh in kickoff return average allowed (20.6).
- Panthers rookie kicker Joey Slye set a franchise record in 2019 by connecting on an NFL-best eight field goals of 50 yards or longer.
- In 2018, the Panthers ranked sixth in the league in field goal accuracy (19-of-21) and fifth in the NFL in average starting field position (27.1).
- Graham Gano earned his first Pro Bowl selection in 2017 after setting a franchise record with an NFL-leading 96.7 field goal percentage (29




of 30).

- Blackburn made his coaching debut in 2016 after serving as a coaching intern with the Panthers during the 2016 offseason.
- As a player, Blackburn played 10 NFL seasons for the New York Giants (2005-12) and Panthers (2013-14). His career totals included 265 tackles, 4.5 sacks and four interceptions in 132 games (45 starts). As a special teams player, he tallied 123 career tackles, two forced fumbles and three fumble recoveries.
- Originally signed as an undrafted rookie free agent by the Giants in 2005, Blackburn led the team in special teams tackles for six consecutive years from 2005 to 2010. In 2008, he was named a Pro Bowl alternate as a cover specialist, and he earned two Super Bowl rings with the Giants (XLII and XLVI).
- The Marysville, Ohio, native was a three-year starter at linebacker and defensive end for Akron.

### SCOTT BOOKER SAFETIES

[Click For Complete Online Bio](#)


- Booker joined the Titans in 2018 after spending 15 seasons in the college coaching ranks. After two seasons as a defensive assistant, he was promoted to safeties coach in 2020.
- In 2021, Booker helped Kevin Byard earn first-team All-Pro and Pro Bowl honors. Byard became the franchise's first player to lead the team in tackles (88) and interceptions (five) in the same season since the team began tracking individual tackle statistics in 1974. Byard's 13 passes defended led all NFL safeties. Meanwhile, Amani Hooker was a full-time starter for the first time in his career and totaled a career-best 62 tackles.
- In 2020, the Titans defense ranked seventh in the NFL with 15 interceptions, which was most by the Titans since 2012. Safety Kevin Byard led the defense and set a career high with 111 tackles.
- He spent the 2017 season as the safeties coach/special teams coordinator at Nebraska.
- Previously, Booker spent seven years (2010-16) at Notre Dame, as a tight ends/special teams coordinator (2012-16) and offensive intern (2010-11). He coached the secondary at Western Kentucky for one season (2009).
- Booker began his coaching career at his alma mater Kent State as a graduate assistant (2003-04) and secondary coach (2005-08).
- The Pittsburgh, Pa., native played collegiately at Kent State.



### KYLAN BUTLER OFFENSIVE ASSISTANT

[Click For Complete Online Bio](#)

- Butler joined the Titans for 2021 as part of the The NFL Bill Walsh Diversity Coaching Fellowship after seven years coaching at the collegiate level.
- Before arriving in Tennessee, he spent two seasons coaching wide receivers at Morehead State University. He also served as co-special teams coordinator in 2019 and was promoted to associate head coach for 2020-21. After the fall 2020 season was postponed due to the COVID-19 pandemic, Butler helped coach the team in its games during the spring of 2021.
- He spent two years at Glenville (W.Va.) State College, first as running backs coach in 2017 and then as offensive coordinator/wide receivers coach in 2018.
- Butler began his coaching career in 2014 at his alma mater, the University of Arizona, and spent three total seasons as an offensive graduate assistant.
- A native of Antioch, Calif., he appeared in 35 career games as a running back and on special teams for the Arizona Wildcats.



## TITANS ASSISTANT COACHES

### KEITH CARTER OFFENSIVE LINE

[Click For Complete Online Bio](#)

- Carter joined the Titans in 2018 with 13 years of prior coaching experience, including five seasons in the NFL.
- In 2021, injuries forced the Titans use seven different starting offensive line combinations, including five different starters at left tackle. However, the offense managed to finish fifth in rushing, averaging 141.4 rushing yards per game. Left guard Rodger Saffold III was named to his first career Pro Bowl.
- In 2020, while using three different starting left tackles, the Titans had the NFL's second-ranked rushing offense (168.1 yards per game), and the unit's 25 sacks allowed was the sixth-best finish in the league. Derrick Henry (2,027 rushing yards) led the NFL in rushing for the second consecutive season and recorded the fifth-highest single-season rushing total in NFL history.
- In 2019, the Titans finished third in the NFL in rushing offense with Henry leading the league in rushing yards (1,540). Rookie Nate Davis started 15 consecutive games (including playoffs) at right guard.
- Prior to arriving in Tennessee, he spent three seasons with the Atlanta Falcons as running backs coach (2017) and assistant offensive line coach (2015-16). The 2016 Falcons offensive line protected NFL MVP Matt Ryan and paved the way for the NFL's fifth-best rushing attack while also winning the NFC Championship.
- He tallied two seasons as the offensive quality control coach for the Seattle Seahawks (2012-13).
- In the college ranks, Carter has experience as the offensive line/run game coach at San Jose State (2014), tight ends (2009) and offensive line coach (2010-11) at the University of San Diego, offensive line coach at University of the Redlands (2007-08), tight ends coach at Wagner College (2006) and as an undergraduate assistant at UCLA (2005).
- The Downingtown, Pa., native was a tight end, H-back and fullback at UCLA.



- In 2019, the Titans finished third in the NFL in rushing offense with Henry leading the league with 1,540 rushing yards.
- In 2018, the Titans finished with the NFL's seventh-ranked rushing offense, as Henry ranked second in the AFC with 1,059 rushing yards.
- Prior to his arrival in Tennessee, Dews coached running backs at West Virginia in 2017.
- Dews had stints coaching wide receivers at Arizona (2012-16), tight ends at Pittsburgh (2011), wide receivers at Michigan (2008-10), wide receivers at West Virginia (2007), linebackers at UNLV (2006), special teams (2005) and tackles/tight ends (2004) at Central Michigan, defensive line at Holy Cross (2002), offensive line at California (Pa.) and defensive line at Millersville (1998). He was a graduate assistant at West Virginia from 1999-2001.
- A native of Clifton, Va., Dews played tight end at Liberty University, where he was the team's leading receiver in both of his final two seasons.

### ERIK FRAZIER OFFENSIVE SKILL ASSISTANT

[Click For Complete Online Bio](#)

- Frazier joined the Titans in 2021 after two seasons as wide receivers coach/pass game coordinator at Montana State.
- In 2021, Frazier contributed to an offense that ranked fifth in rushing (141.4 yards per game) eighth on third down (43.6 percent), fifth in the red zone (63.9 percent) and first in goal-to-go efficiency (87.5 percent).
- Served as the Bill Walsh Minority Intern with the New York Giants (2019), Minnesota Vikings (2018) and Kansas City Chiefs (2017).
- Also had previous stints coaching at Delaware Valley (wide receivers, 2014; wide receivers/quarterbacks, 2015), Dayton (wide receivers, 2016), Northwestern (graduate assistant, 2017) and Western Illinois (wide receivers, 2018).
- A native of Philadelphia, Pa., he earned Division II All-America honors in 2011 as a wide receiver at Kutztown University.



### RYAN CROW OUTSIDE LINEBACKERS

[Click For Complete Online Bio](#)


- Crow was promoted to outside linebackers coach in 2021 after initially joining the Titans in 2018. He arrived with seven previous seasons of coaching experience in the college ranks.
- In 2021, Titans outside linebackers accounted for 19 total sacks, including 12 sacks by Harold Landry III, who led the team, set a career high and ranked 10th in the NFL. Landry was named to his first career Pro Bowl.
- After serving as a defensive assistant for his first two seasons with the Titans, his title was changed to assistant special teams coach in 2020.
- Crow served as a graduate assistant at Ohio State (2017) and worked primarily with linebackers.
- Crow spent three seasons at Baldwin Wallace University as offensive coordinator/offensive line coach (2015-16) and offensive line coach (2014). He also spent three seasons at Purdue as a graduate assistant working with the offensive line (2012-13) and one season as assistant strength coach (2011).
- A native of Findlay, Ohio, Crow played linebacker at Bowling Green and earned a scholarship after initially walking on.



### JASON HOUGHTALING OFFENSIVE LINE ASSISTANT

[Click For Complete Online Bio](#)

- Houghtaling (pronounced (HO-tail-ing)) joined the Titans in 2021. He spent 2020 as offensive line coach with Colgate.
- In 2021, injuries forced the Titans to use seven different starting offensive line combinations, including five different starters at left tackle. However, the offense managed to finish fifth in rushing, averaging 141.4 rushing yards per game. Left guard Rodger Saffold III was named to his first career Pro Bowl.
- Houghtaling spent 12 total seasons over three stints at Wagner College (2006-09, 2011-12, 2014-19), including serving as head coach for the Seahawks from 2015 to 2019.
- He also served as head coach at Hudson Valley Community College in 2010 and as the offensive coordinator at Cornell in 2013.
- A native of Windsor, N.Y., he attended Lafayette College and played defensive line before injuries ended his career. He graduated from the University of Binghamton.



### TONY DEWS RUNNING BACKS

[Click For Complete Online Bio](#)

- Dews joined the Titans in 2018 with 20 previous years of coaching in the college ranks.
- In 2021, the Titans were fifth in rushing offense, averaging 141.4 rushing yards per game. Derrick Henry ranked ninth in the NFL with 937 rushing yards despite missing nine games. With Henry out, D'Onta Foreman (566 rushing yards) and Dontrell Hilliard (350) each set career highs in rushing yards.
- In 2020, the Titans had the NFL's second-ranked rushing offense (168.1 yards per game). Derrick Henry led the NFL in rushing for the second consecutive season and produced the eighth 2,000-yard rushing season in league history. Henry's 2,027 rushing yards ranked fifth in NFL history.





## TITANS ASSISTANT COACHES

### TIM KELLY

#### PASSING GAME COORDINATOR

[Click For Complete Online Bio](#)

- Kelly joined the Titans in 2022 after three seasons as the offensive coordinator for the Houston Texans.
- Kelly arrived in Tennessee with eight years of NFL experience, all with the Texans. He initially joined the Texans as an offensive quality control coach in 2014 and then was named offensive quality control/assistant offensive line coach in 2016. He was promoted to tight ends coach in 2017 and then elevated to offensive coordinator in 2019.
- In 2021, he guided quarterback Davis Mills to the second-best passer rating (88.8) among all rookie quarterbacks.
- In 2020, he directed an offense that ranked fourth in passing yards and 13th overall. Quarterback Deshaun Watson led the NFL with a career-best 4,823 passing yards, while also setting career marks in passing touchdowns (33), passer rating (112.7) and lowest interception total (seven).
- In 2019, his first season as offensive coordinator, Kelly's offense featured a 3,500-yard passer (Watson), a 1,000-yard receiver (DeAndre Hopkins) and a 1,000-yard rusher (Carlos Hyde).
- Kelly also has six years of college coaching experience with stops at Penn State (2012-13), Ball State (2011), Minnesota State-Moorhead (2010) and Illinois Wesleyan (2008-09).
- As a college player, Kelly played 48 games at defensive tackle and served as a team captain for Eastern Illinois.



### BOBBY KING

#### INSIDE LINEBACKERS

[Click For Complete Online Bio](#)

- King joined the Titans in 2022 after spending the previous five seasons with the Houston Texans.
- King arrived in Tennessee with 12 years of NFL coaching experience, including eight total seasons with the Houston Texans (2017-21, 2011-13). He coached the defensive line in 2021 after leading the inside linebackers from 2017 to 2020.
- In 2020, linebacker Zach Cunningham led the NFL with a career-high 163 tackles on the season.
- In 2018, linebacker Benardrick McKinney earned Pro Bowl honors after posting 105 stops, seven passes defended, five tackles for loss, 1.5 sacks, a forced fumble and an interception. The Texans 2018 defense led the league in opponent average rushing yards per carry (3.44) and ranked third in rushing yards allowed (1,323).
- Before returning to the Texans in 2017, King spent three seasons (2014-16) with the San Diego Chargers as assistant linebackers coach. His first stint in Houston was as assistant linebackers coach (2012-13) and defensive assistant (2011). He entered the NFL as defensive quality control/assistant linebackers coach for Dallas in 2010.
- King spent seven seasons in the college game with stops at West Texas A&M (2008-09, 2005), Baylor (2006-07) and his alma mater, Texas-El Paso (2002-03), where he previously was a two-year starter on the defensive line.



### ZAK KUHR

#### INSIDE LINEBACKERS ASSISTANT

[Click For Complete Online Bio](#)

- Kuhr joined the Titans in 2020 after a season as offensive analyst at the University of Texas in 2019.
- In 2021, the rotation at inside linebacker included Rashaan Evans, Jayon Brown, David Long Jr. and Zach Cunningham. The quartet accounted for 212 total tackles and five interceptions, including Long's career highs of 75 tackles and two interceptions.
- He spent two seasons at Texas State. In addition to coaching running backs for the Bobcats from 2017-18, he was the co-offensive coordinator in 2017 and the offensive coordinator/assistant head coach in 2018.
- He coached running backs at Rutgers in 2016.
- Following the 2013 season as a graduate assistant at Old Dominion, he spent two years at James Madison, where he coached running backs in



2014 and added co-offensive coordinator to his title in 2015.

- He interned under Urban Meyer at Ohio State from 2011 to 2012 after a two-year stint as a special teams coordinator at Edward Waters College.
- A native of Jacksonville, Fla., he attended the University of Florida.

### CLINTON McMILLAN

#### DEFENSIVE LINE ASSISTANT

[Click For Complete Online Bio](#)

- McMillan initially joined the Titans in 2021 as part of the NFL's Bill Walsh Coaching Fellowship.
- In 2021, he primarily worked with the Titans outside linebackers. The group accounted for 19 total sacks, including 12 sacks by Harold Landry III, who led the team, set a career high and ranked 10th in the NFL. Landry was named to his first career Pro Bowl.
- McMillan was a senior analyst at Florida State from 2020 until joining the Titans in 2021.
- McMillan was defensive line coach at the University of Tennessee at Martin from 2017-19 and also held the titles of defensive run game coordinator and co-special teams coordinator in his time with the Skyhawks. He coached four all-conference performers during his tenure and in 2019 helped UTM lead the conference with 25 sacks.
- He began his coaching career at Sanford Seminole High School and Winter Park High School before stints at Weber State (2012-14), Marshall (2014-16) and Ohio Dominican (2017).
- McMillan played four years at defensive tackle for the University of Florida, appearing in 48 games and helping the Gators win the 2006 national championship.




### ANTHONY MIDGET

#### SECONDARY

[Click For Complete Online Bio](#)

- Midget was hired by the Titans in 2020 to coach the Titans secondary. He arrived in Tennessee with 14 years of coaching experience, including six seasons (2014-19) with the Houston Texans.
- In 2021, the Titans secondary incorporated new regular starters at cornerback (Kristian Fulton and Jackrabbit Jenkins), safety (Amani Hooker) and nickel back (Elijah Molden). The defense tied for 10th place in the NFL with 16 interceptions and tied for fourth place in the NFL with 83 passes defended. Safety Kevin Byard was a first-team All-Pro and Pro Bowl selection with a team-high five interceptions. Fulton tied for 11th place in the NFL with 14 passes defended.
- In 2020, Titans defense ranked seventh in the NFL with 15 interceptions. Cornerback Malcolm Butler's five combined interceptions in the regular season and postseason tied for fourth in the league. Safety Kevin Byard led the defense and set a career high with 111 tackles.
- From 2018-19, he was the Texans secondary coach. In 2018, the Texans finished ninth in the NFL with 15 interceptions and ranked fourth in points allowed (19.8 per game).
- He joined the Texans in 2014 as the assistant secondary coach and spent four seasons in that role before being promoted.
- Before joining the NFL, he spent one season at Penn State coaching safeties (2013) and five seasons (2008-12) at Georgia State, including his final season there as defensive coordinator.
- His college coaching career started at his alma mater as a graduate assistant at Virginia Tech (2007) after entering coaching at Lake Worth (Fla.) High School from 2003-06.
- A Florida native, Midget was a three-year starter at cornerback for Virginia Tech and was a fifth-round selection by the Atlanta Falcons in 2000.



## TITANS ASSISTANT COACHES

### ROB MOORE

#### WIDE RECEIVERS

[Click For Complete Online Bio](#)

- Moore joined the Titans in 2018 with 16 years of NFL experience as a player and coach.
- In 2021, Brown posted a team-best 63 receptions, 869 receiving yards and five touchdown catches, becoming the first player in franchise annals to begin his career with at least 50 receptions and five touchdown receptions in three consecutive seasons. Nick Westbrook-Ikhine set career highs with 38 receptions, 476 receiving yards and four touchdown catches, helping to make up for significant time lost in 2021 by the receiving corps due to injuries. Brown, Julio Jones, Marcus Johnson, Cameron Batson and Racey McMath all had at least one stint on injured reserve.
- In 2020, Brown was selected to the Pro Bowl in his second year after posting 70 receptions for 1,075 yards and 11 touchdowns. Corey Davis set career highs with 984 receiving yards and five touchdowns and tied his career high with 65 catches.
- In 2019, Brown led the 2019 NFL rookie class in receiving yards (1,051), tied for the rookie lead in touchdown receptions (eight), ranked fifth among rookies in receptions (52) and ranked second among all NFL players in receiving average (20.2).
- In 2018, Davis, led the offense in his second season with 65 receptions, 891 receiving yards and four touchdowns, seeing dramatic increases from his rookie campaign.
- Moore spent three seasons (2015-17) as the wide receivers coach for the Oakland Raiders and one year (2014) with the Buffalo Bills.
- During his three years in Oakland, he worked with Amari Cooper and Michael Crabtree, who totaled 435 receptions, 5,556 receiving yards and 43 touchdowns in that time.
- During his one year in Buffalo, he worked with Sammy Watkins, who set franchise records for a rookie with 65 receptions for 982 yards.
- Moore also spent time coaching at Syracuse (2010-13), Phoenix (Ariz.) Junior College (2009) and Montclair (N.J.) High School (2002-03).
- A native of Hempstead, N.Y., Moore had a 12-year NFL career playing for the New York Jets (1990-94) and Arizona Cardinals (1995-2001).



### FRANK PIRAINO

#### DIRECTOR, SPORTS PERFORMANCE

[Click For Complete Online Bio](#)

- Piraino joined the Titans in 2019 after serving as head strength and conditioning coach for football at Boston College, where he spent six total seasons (2013-18).
- Piraino joined head coach Steve Addazio at Boston College after spending two seasons (2011-12) as his head strength and conditioning coach at Temple and one year as the head strength and conditioning coach for football at Marshall (2010).
- He served on the strength and conditioning staff at the University of Florida for five years (2005-09), during a stretch when Florida won a pair of national championships (2006 and 2008) under head coach Urban Meyer.
- He also spent time at Notre Dame (2004), Michigan State (2003-04) and Walsh Jesuit (Cuyahoga Falls, Ohio) High School (2000-03), as well as an internship with the Cleveland Indians (2000-01).
- Piraino graduated from the University of Akron and later earned a master's degree from Michigan State.




### TYLER ROUSE

#### SPORTS PERFORMANCE ASSISTANT

[Click For Complete Online Bio](#)

- Rouse joined the Titans in 2022 as sports performance assistant after five seasons coaching in the collegiate ranks.
- In 2021, Rouse was on the staff at Colorado State University as assistant strength and conditioning coach. He spent the previous four seasons (2017-20) with the same title at his alma mater, Boston College.
- During a four-year playing career as a running back at Boston College, Rouse appeared in 48 games and rushed for 852 yards and 12 touchdowns on 199 attempts. A three-year starter, he added 22 receptions for 284 yards and a score and also returned 24 punts for 313 yards.
- The Baldwinsville, N.Y., native received his bachelor's degree from Boston College in 2017 and added a master's in sport administration in 2019.



### PAT O'HARA

#### QUARTERBACKS

[Click For Complete Online Bio](#)

- O'Hara joined the Titans in 2018 after spending three seasons (2015-17) with the Houston Texans as an offensive assistant who helped coach quarterbacks. He arrived in Tennessee with 19 previous seasons of coaching experience.
- In 2021, Ryan Tannehill placed third on the franchise's single-season passing charts in attempts (531), completions (357) and completion percentage (67.2), and he ranked fourth with 3,734 passing yards. He became the only quarterback other than Moon (1989-1991) to record multiple seasons with at least 3,500 passing yards with the franchise.
- In 2020, Tannehill ranked fifth in the NFL with a 106.5 passer rating, which was second in franchise history behind Tannehill's own 2019 record of 117.5. Tannehill produced top-five numbers on several other franchise single-season lists in 2020, including 40 total touchdowns (first), 3,819 passing yards (third), 33 touchdown passes (tied for second), 65.5 completion percentage (fourth) and 7.9 yards per attempt (tied for fifth).
- In 2019, Tannehill led the NFL in passer rating (117.5—fourth in NFL history) and passing average (9.6). Tannehill set franchise records in both categories in addition to the team's completion percentage benchmark (70.3).
- In 2018, quarterback Marcus Mariota set a then-franchise record with a 68.9 completion percentage. He also finished with a career-best average of 7.64 yards per attempt and a career-low eight interceptions.
- O'Hara spent 10 years coaching in the Arena Football League, including stints as a head coach for the Los Angeles Avengers (2009), Tri-Cities Fever (AF2, 2009), Orlando Predators (2010-11) and New Orleans Voo-Doo (2012-14).
- O'Hara was an offensive coordinator for the AFL's Tampa Bay Storm for three seasons (2005, 2007-08).
- A native of Santa Monica, Calif., O'Hara was a 10th round selection for the Tampa Bay Buccaneers in the 1991 NFL Draft.



### JIM SCHWARTZ

#### SENIOR DEFENSIVE ASSISTANT

[Click For Complete Online Bio](#)

- Schwartz rejoined the Titans in 2021 as senior defensive assistant. He previously spent 10 seasons with the Titans from 1999 to 2008 and was the team's defensive coordinator from 2001 to 2008.
- In 2021, he helped the Titans finish second in rushing defense (84.6), 12th in total defense (329.8 per game), sixth on third down (36.7 percent) and sixth in scoring defense (20.8 points per game).
- He has 14 years of experience as an NFL defensive coordinator and an additional five years as the head coach of the Detroit Lions (2009-13).
- From 2016 to 2020, Schwartz was the defensive coordinator with the Philadelphia Eagles. During his five seasons in Philadelphia, the Eagles ranked third in third-down defense (35.9 percent), sixth in red-zone defense (52.7 percent), third in rushing defense (99.1 yards per game) and seventh in sacks (208).
- In 2020, the Eagles defense ranked third in the NFL with 49 sacks, and in 2019, the team led the NFL in forcing three-and-out drives (27.5 percent).
- In Philadelphia's 2017 Super Bowl winning season, he guided the Eagles to the league's best rushing defense (79.2 yards allowed), the third best third-down defense (32.2 percent) and the fourth best takeaway total (31).
- Schwartz originally joined the Titans as a defensive assistant (1999) and then linebackers/third-down package (2000) before taking the reins as defensive coordinator in 2001.
- He is a native of Baltimore, Md., and a graduate of Georgetown University.





## TITANS ASSISTANT COACHES

### LUKE STECKEL

#### TIGHT ENDS

[Click For Complete Online Bio](#)

- Steckel was promoted to tight ends coach in 2021 following eight previous years with the organization.
- In 2021, Steckel worked with a core group of tight ends that included Geoff Swaim, MyCole Pruitt and Anthony Firkser. Swaim set career highs in starts (16), receptions (31) and touchdowns (three), while Pruitt established career bests in receptions (14), receiving yards (145) and touchdowns (three). Firkser totaled 34 catches for 291 yards and a career-best two touchdown receptions.
- Steckel joined the Titans in 2013 as an assistant to the head coach and was promoted to offensive assistant the following season. He also served as assistant wide receivers coach in 2017.
- In 2020, the Titans offense ranked second overall (396.4 yards per game), second in rushing (168.1) and fourth in scoring (30.7 points per game).
- The 2019 Titans ranked third in the NFL in rushing, first in red zone efficiency and fourth in yards per play.
- He joined the Titans after spending four seasons (2009-2012) with the Cleveland Browns as the assistant to the head coach.
- He spent three seasons as a linebacker at Princeton (2004-06), where he helped lead the Tigers to an Ivy League Championship.
- He is the son of former Titans offensive coordinator Les Steckel and attended Brentwood (Tenn.) High School.



### JOHN STREICHER

#### COORDINATOR OF FOOTBALL DEVELOPMENT

[Click For Complete Online Bio](#)

- Streicher was promoted to coordinator of football development in 2020 after previously serving the team as assistant to head coach Mike Vrabel.
- Streicher joined the Titans in 2018 following two years (2016-17) as Texas State's director of football operations. There he managed the day-to-day operations of the program and oversaw recruiting under Bobcats head coach Everett Withers.
- From 2014-15, Streicher served on James Madison's football staff. He was promoted to the director of football operations and player personnel in 2015 after originally joining JMU as special assistant to the head coach.
- A native of Cincinnati, Ohio, Streicher went to James Madison after spending six seasons on the football staff at Ohio State.



### MIKE SULLIVAN

#### ASSISTANT OFFENSIVE LINE

[Click For Complete Online Bio](#)

- Sullivan joined the Titans in 2014 and has worked with the offensive line since that time.
- In 2021, Sullivan completed his eighth season with the team. Injuries forced the Titans to use seven different starting offensive line combinations, including five different starters at left tackle. However, the offense managed to finish fifth in rushing, averaging 141.4 rushing yards per game. Left guard Rodger Saffold III was named to his first career Pro Bowl.
- In 2020, the Titans had the NFL's second-ranked rushing offense (168.1 yards per game), and the unit's 25 sacks allowed was the sixth-best finish in the league. Derrick Henry led the league and recorded the fifth-highest single-season rushing total in NFL history with 2,027 rushing yards.
- In 2019, the Titans finished third in the NFL in rushing offense with Henry leading the league in rushing yards (1,540). Rookie Nate Davis started 15 consecutive games (including playoffs) at right guard.
- He joined the Titans in 2014 after one season as offensive line coach for the Cleveland Browns (2013).



- Sullivan spent four seasons (2009-12) as offensive line coach for the San Diego Chargers. He had two other stints with the Browns as offensive line coach (2007-08) and assistant offensive line coach (2001-04).
- He has three seasons of college experience, as offensive line coach for Western Michigan (2005-06) and as a graduate assistant for the University of Miami (Fla.) (2000).
- Sullivan began his coaching career in 1997, spending five seasons coaching in Europe.
- A native of Chicago, Ill., Sullivan played in 48 games for the Tampa Bay Buccaneers from 1992-95.

### TERRELL WILLIAMS

#### DEFENSIVE LINE

[Click For Complete Online Bio](#)

- Williams joined the Titans in 2018 with 20 previous years of coaching experience, including six seasons in the NFL.
- In 2021, the Titans defensive line accounted for 22 total sacks, including nine sacks by free agent acquisition Denico Autry, who tied his career high. Jeffery Simmons was named to his first career Pro Bowl after setting career highs in several categories, including sacks (8.5), tackles (54), quarterback pressures (58), tackles for loss (12) and passes defended (six).
- In 2020, Simmons continued to emerge as one of the NFL's top young talents. Simmons ranked second on the team with 19 quarterback pressures and became the first player in the franchise's "Titans era" (since 1999) to post at least three fumble recoveries, three sacks and five passes defended in the same season.
- In 2019, Williams helped acclimate Simmons to the NFL as a first-round rookie, while veteran Jurrell Casey earned his fifth consecutive Pro Bowl berth.
- In 2018, Casey was named to the Pro Bowl after leading the defense with seven sacks. The Titans defense ranked eighth overall and third in points allowed.
- He spent three seasons coaching the defensive line with the Miami Dolphins (2015-17).
- During Williams' tenure with the Dolphins, Cameron Wake tallied 29 sacks, the eighth-highest total by a player, and Ndamukong Suh posted 15.5 sacks, the eighth-highest number of sacks among defensive tackles.
- Williams also spent three seasons coaching the defensive line with the Oakland Raiders (2012-14).
- Prior to joining the NFL coaching ranks, Williams spent time at Texas A&M (2010-11), Purdue (2006-09), Akron (2004-05), Youngstown State (2002-03), North Carolina A&T (1999-2001) and Fort Scott Community College (1998).
- A native of Los Angeles, Calif., Williams played collegiately at East Carolina as a nose tackle.



## NISSAN STADIUM

In 2015, the Titans and Nissan North America announced the formation of a 20-year, exclusive naming-rights partnership that rebranded Nashville's downtown stadium as Nissan Stadium.



Nissan Stadium hosts all Titans home football games, Tennessee State University football games, the Music City Bowl, the CMA Music Festival and numerous other events.

The procurement of naming rights to Nissan Stadium fit the automotive company's 'Fewer, Bigger, Better' marketing strategy, which has included ongoing sponsorships of NBC's 'The Voice,' the Heisman House college football program and a major advertising presence in this year's Super Bowl. Nissan is also now the official automotive partner of the Tennessee Titans.

Nissan's ever-growing footprint in Tennessee includes vehicle and powertrain manufacturing facilities in Smyrna and Decherd respectively, along with its North American headquarters in Franklin.


The Nissan Smyrna Plant began operations in 1983 and employs more than 8,400 people. In 2014, the Smyrna plant assembled more than 648,000 vehicles, making it the highest volume automotive assembly plant in North America. Nissan also has a major manufacturing presence in Canton, Miss., along with research and development groups in California, Arizona and Michigan. In total, the company employs more than 22,000 employees in the U.S.

One component of the Titans-Nissan partnership is assisting charitable organizations throughout Middle Tennessee in an array of community outreach programs. A centerpiece of this is the annual "Taste of Titans" charitable event, for which Nissan serves as presenting sponsor. During the course of a 20-year relationship, a total of more than \$1 million resulting from these annual events is anticipated to be distributed to local non-profit organizations.

Nissan Stadium is a city-owned venue that has housed the Titans since 1999. The naming rights agreement includes the opportunity for Nissan branding on the exterior of the stadium, as well as stadium signage and other unique displays inside the stadium. LP Building Products held the naming rights to the stadium from 2006 until the Nissan partnership was established in 2015.

### Titans/Oilers all-time regular-season record by home venue:

Stadium	Seasons	W-L-T	Pct.
Jeppesen Stadium	1960-1964	25-11-0	.694
Rice Stadium	1965-1967	11-10-0	.524
Astrodome	1968-1996	113-103-2	.523
Liberty Bowl	1997	6-2-0	.750
Dudley Field (Vanderbilt Stadium)	1998	3-5-0	.375
<b>Nissan Stadium</b>	<b>1999-2021</b>	<b>107-78-0</b>	<b>.578</b>



## TICKET INFORMATION

Tickets for the 2022 season at Nissan Stadium are now on sale. To find out about ticket options, fans can visit [TennesseeTitans.com/tickets](https://TennesseeTitans.com/tickets), email [ticketssales@titans.nfl.com](mailto:ticketssales@titans.nfl.com) or call (615) 565-4200. Information on season ticket memberships, single-game tickets, flex plans, group tickets, suite sales and "Fireball Fast Passes" is available.

Titans season ticket members receive the best seat locations at the best price, flexible interest-free payment plans and playoff ticket priority. Additional benefits include access to exclusive VIP events year-round, special discounts on concession items, pre-sales to Nissan Stadium events and concerts, and a unique season ticket member gift each season.

## NISSAN STADIUM RECORD WHEN ...

### The Titans at Nissan Stadium (1999-present):

	Games	Record	Pct.
Regular Season	185	107-78	.578
Postseason	6	2-4	.333
<b>Combined</b>	<b>191</b>	<b>109-82</b>	<b>.571</b>

Record When ...	Reg. Season	Playoffs
September	21-16	
October	25-21	
November	24-18	
December	34-22	
January	3-1	2-4
Thursday	5-3	
Friday	0-1	
Saturday	2-1	2-2
Sunday	92-70	0-2
Monday	7-3	
Tuesday	1-0	
Against own division	43-32	0-1
Against AFC	77-61	2-4
Against NFC	30-17	
Overtime games	7-6	1-0
In primetime	14-11	
Temperature 80+	7-6	
Temperature <40	9-10	1-2
Titans score 20 points	90-32	2-0
Titans score 30 points	39-6	1-0
Titans allow <20 points	69-13	1-2
Titans allow <10 points	16-0	
Titans net 300 yards	79-46	1-3
Opponents net <300 yards	51-11	1-2
Titans commit 0 turnovers	37-11	
Titans force 2 turnovers	70-23	

## WINNING AT HOME

Since the 2016 season, the Titans have been one of the NFL's most successful teams at home. In 2021, they went 7-2 at home. They were one of four teams to win at least seven games at home, along with Green Bay (8-0), Tampa Bay (7-1) and Kansas City (7-2).

### Highest winning percentage in home games (regular season) since 2016:

Team	Wins	Losses	Ties	Win Pct
1. Green Bay Packers	37	10	1	.781
2. Kansas City Chiefs	37	12	0	.755
3. Pittsburgh Steelers	35	13	1	.724
4. New England Patriots	35	14	0	.714
5. Baltimore Ravens	34	15	0	.694
<b>6. Tennessee Titans</b>	<b>33</b>	<b>16</b>	<b>0</b>	<b>.673</b>
7. New Orleans Saints	32	16	0	.667
8. Seattle Seahawks	31	17	0	.646
Dallas Cowboys	31	17	0	.646
Minnesota Vikings	31	17	0	.646



## TITANS/OILERS ALL-TIME RECORD

	W	L	T
<b>Regular Season:</b>	<b>463</b>	<b>480</b>	<b>6</b>
Home	265	208	2
Road	198	272	4
As Titans (1999-present)	196	173	0
As Oilers (1960-1998)	267	307	6
<b>Postseason:</b>	<b>17</b>	<b>23</b>	<b>0</b>
Home	6	7	0
Road	11	15	0
Super Bowl (XXXIV)	0	1	0
As Titans (1999-present)	8	10	0
As Oilers (1960-1998)	9	13	0

**All-time playoff appearances by the Oilers/Titans:** 1960, 1961, 1962, 1967, 1969, 1978, 1979, 1980, 1987, 1988, 1989, 1990, 1991, 1992, 1993, 1999, 2000, 2002, 2003, 2007, 2008, 2017, 2019, 2020, 2021

**All-time division titles by the Oilers/Titans:** 1960, 1961, 1962, 1967, 1991, 1993, 2000, 2002, 2008, 2020, 2021

## SIX CONSECUTIVE WINNING SEASONS

With a winning record secured during the 2021 regular season, the Titans recorded their sixth season with a winning record in six seasons since **Jon Robinson** was hired as general manager.

In the "Titans era" (1999–present), the team never before had as many as three consecutive winning campaigns.

With their 2021 record, plus their 2020 finish of 11-5 and their 9-7 marks every season from 2016 through 2019, the Titans have built the second-longest active streak of winning seasons in the NFL.

**Most current consecutive winning seasons (through 2021):**

Team	Total	Seasons
1. Kansas City Chiefs	9	2013–2021
2. <b>Tennessee Titans</b>	<b>6</b>	<b>2016–2021</b>
3. Los Angeles Rams	5	2017–2021
New Orleans Saints	5	2017–2021
5. Buffalo Bills	3	2019–2021
Green Bay Packers	3	2019–2021
7. (four tied)	2	

## WINNING IN THE AFC SOUTH

Since the start of the 2017 season, the Titans have built the best division record in the AFC South.

In six divisional games in 2021, the Titans finished with a 5-1 record for the second consecutive season. The mark tied (2017) for their second-best divisional record since the formation of the AFC South in 2002.

**Best division winning percentage in the AFC South from 2017–2021:**

Team	Wins	Losses	Ties	Win %
1. <b>Tennessee Titans</b>	<b>21</b>	<b>9</b>	<b>0</b>	<b>.700</b>
2. Indianapolis Colts	16	14	0	.533
3. Houston Texans	14	16	0	.467
4. Jacksonville Jaguars	9	21	0	.300

**Best final division records for the Titans since the AFC South was formed in 2002:**

Season	Wins	Losses	Win %
1. 2002	6	0	1.000
2. <b>2021</b>	<b>5</b>	<b>1</b>	<b>.833</b>
2020	5	1	.833
2017	5	1	.833
3. 2008	4	2	.667
2003	4	2	.667
2006	4	2	.667
2007	4	2	.667
7. 2019	3	3	.500
2018	3	3	.500
2011	3	3	.500

## WINNING CLOSE GAMES

Since the beginning of the 2018 season, no NFL team has more wins than the Titans in games decided by three points or less.

In 2021, the Titans were 6-1 in games decided by three points or less. Their six such wins led the NFL and were the most in franchise history. Twenty-seven teams in 2021 had no more than three wins of three points or less.

The Titans won their first three games of 2020 by a total of six points—a 16-14 victory at Denver followed by a 33-30 win against the Jaguars and a 31-30 win at Minnesota. They closed the season with a 41-38 win at Houston.

**Most wins in games decided by three points or less, 2018–2021:**

Team	W	L	T	Win%
1. <b>Tennessee Titans</b>	<b>15</b>	<b>6</b>	<b>0</b>	<b>.714</b>
2. Las Vegas Raiders	12	6	0	.667
3. New Orleans Saints	11	6	0	.647
4. Cleveland Browns	10	6	1	.618
Houston Texans	10	8	0	.556
Seattle Seahawks	10	9	0	.526
Los Angeles Chargers	10	11	0	.476
8. Green Bay Packers	9	5	1	.633
Los Angeles Rams	9	6	0	.600
Baltimore Ravens	9	8	0	.529

## CONSECUTIVE 11+ WIN SEASONS

With a 12-5 record in 2021, the Titans secured the franchise's fourth all-time set of back-to-back 11-win seasons. As the Oilers, the team went 11-5 in 1979 and in 1980. During the "Titans era" (since 1999), the team was 13-3 in both 1999 and 2000, and then 11-5 and 12-4 in 2002 and 2003, respectively.

**Consecutive 11-win seasons, franchise history (regular season):**

Season 1	Season 2	Total
<b>2020 (11-5)</b>	<b>2021 (12-5)</b>	<b>2</b>
2002 (11-5)	2003 (12-4)	2
1999 (13-3)	2000 (13-3)	2
1979 (11-5)	1980 (11-5)	2

## TITANS ON LONG REST

Since **Mike Vrabel** became the head coach of the Titans in 2018, the Titans are 4-0 following their bye. They won post-bye games in 2018 at the Dallas Cowboys, in 2019 and 2021 against the Jaguars, and in 2020 against the Buffalo Bills (bye adjusted in schedule due to COVID-19).

Additionally, the Titans are 4-0 since 2018 on long rest following Thursday night games. That includes wins in 2018 at the New York Giants, in 2019 at the Atlanta Falcons, in 2020 at the Baltimore Ravens and in 2021 against the Miami Dolphins.

The Titans are one of two undefeated NFL teams since 2018 in regular season games with nine or more rest days in between games. The Pittsburgh Steelers are the other such club.

**Best winning percentage from 2018 to 2021 with nine or more rest days between games (regular season):**

Team	Games	Wins	Losses	Ties	Win Pct
1. <b>Tennessee Titans</b>	<b>8</b>	<b>8</b>	<b>0</b>	<b>0</b>	<b>1.000</b>
Pittsburgh Steelers	8	8	0	0	1.000
3. Atlanta Falcons	9	7	2	0	.778
Dallas Cowboys	9	7	2	0	.778
5. Indianapolis Colts	8	6	2	0	.750
Kansas City Chiefs	8	6	2	0	.750
Baltimore Ravens	8	6	2	0	.750
8. New Orleans Saints	7	5	2	0	.714
9. Buffalo Bills	6	4	2	0	.667
10. (three tied)					.625

Note: Does not include season openers; nine-day rest period does not include game days

## DEFEATING LAST YEAR'S PLAYOFF TEAMS

In 2021, the Titans played eight games against teams that made the NFL playoffs in 2020 and went 7-1 in those opportunities. Their record included wins against the Seattle Seahawks, Indianapolis Colts (twice), Buffalo Bills, Kansas City Chiefs, Los Angeles Rams and the New Orleans Saints, with their lone loss at the Pittsburgh Steelers.

With five such wins in consecutive fashion from Week 6 to Week 10, they became the second team in NFL history to win five straight contests with each of the wins coming at the expense of a participant in the previous year's postseason. They joined the 2003 Philadelphia Eagles as the only teams to do so.

Since the 1970 NFL-AFL merger, the Titans were one of eight teams to go 7-1 (.875) or better with a minimum of seven games against the previous season's playoff participants.

### Highest winning percentage in a season since 1970 against the previous year's playoff participants (minimum seven games):

Team	Season	G	W	L	T	Win%
1. New England Patriots	2007	8	8	0	0	1.000
New England Patriots	2003	7	7	0	0	1.000
New Orleans Saints	2002	7	7	0	0	1.000
4. Tennessee Titans	2021	8	7	1	0	.875
New Orleans Saints	2018	8	7	1	0	.875
New England Patriots	2010	8	7	1	0	.875
Indianapolis Colts	2000	8	7	1	0	.875
Dallas Cowboys	1992	8	7	1	0	.875
9. (10 tied)						.857

## SEVEN-POINT COMEBACKS UNDER VRABEL

The Titans' 34-31 come-from-behind victory over the Buffalo Bills on Oct. 18, 2021 marked the seventh time **Mike Vrabel's** Titans won after trailing by at least seven points in the fourth quarter, and it was the second such occasion in 2021. They were down 30-16 at Seattle (Sept. 19) before rallying to win 33-30 in overtime.

Since Vrabel's tenure began in 2018, the Titans have had the NFL's most fourth-quarter comebacks of seven or more points.

### Most victories since 2018 after trailing by seven or more points in the fourth quarter:

Team	Wins
1. Tennessee Titans	7
2. Kansas City Chiefs	5
Green Bay Packers	5
4. New Orleans Saints	4
Pittsburgh Steelers	4
Los Angeles Chargers	4
7. Baltimore Ravens	3
Chicago Bears	3
Washington Football Team	3
Las Vegas Raiders	3
New York Jets	3
Minnesota Vikings	3

### Titans wins from 2018 to 2021 after trailing by seven or more points in the fourth quarter:

Date	Opponent	Largest 4th Quarter Deficit	Final Score
Sept. 30, 2018	Philadelphia	10-17	26-23 (OT)
Dec. 2, 2018	N.Y. Jets	13-22	26-22
Nov. 10, 2019	Kansas City	20-29	35-32
Oct. 18, 2020	Houston	29-36	42-36 (OT)
Nov. 22, 2020	at Baltimore	13-21	30-24 (OT)
Sept. 19, 2021	at Seattle	16-30	33-30 (OT)
Oct. 18, 2021	Buffalo	24-31	34-31

## MOST PLAYERS/STARTERS IN 2021

During the 2021 regular season, a total of 91 players appeared in at least one game for the Titans. More players participated in at least one game for the Titans than any other team in NFL history outside of the 1987 strike season that included replacement players.

A league-high total of 43 players were used on defense by the Titans in 2021. Their 39 players on offense tied the Jacksonville Jaguars for the most in the league, while their 78 special teams players tied the New York Jets for the highest total.

Additionally, the Titans were among the 2021 leaders in total number of starters used.

### Most total players used in 2021:

Team	Players
1. Tennessee Titans	91
2. New York Jets	87
3. Detroit Lions	85
Houston Texans	85
New Orleans Saints	85
6. Washington Football Team	82
7. Carolina Panthers	81
8. Jacksonville Jaguars	80
9. Cleveland Browns	79
San Francisco 49ers	79

### Most players used in an NFL season (does not include 1987 season):

Team	Season	Players
1. Tennessee Titans	2021	91
2. New York Jets	2021	87
2. Houston Texans	2021	85
Detroit Lions	2021	85
New Orleans Saints	2021	85
6. San Francisco 49ers	2020	84
Miami Dolphins	2019	84
8. Washington Football Team	2021	82
9. Carolina Panthers	2021	81
9. Philadelphia Eagles	2020	81
Jacksonville Jaguars	2020	81

### Teams with the most players with at least one start in 2021:

Team	Starters
1. New Orleans Saints	56
2. Detroit Lions	55
3. New York Jets	54
4. Washington Football Team	53
5. Houston Texans	51
6. Chicago Bears	50
Philadelphia Eagles	50
8. Tennessee Titans	49
Cincinnati Bengals	49
Cleveland Browns	49
Jacksonville Jaguars	49
New York Giants	49





## TIME OF POSSESSION LEADERS IN 2021

The Titans built one of the NFL's best ball-control teams in the NFL in 2021. Their average of 32 minutes and 40 seconds of possession ranked second in the NFL behind only the Green Bay Packers (32:43).

### Highest average time of possession in 2021:

Team	Time of Possession
1. Green Bay Packers	32:43
2. <b>Tennessee Titans</b>	<b>32:40</b>
3. Baltimore Ravens	32:21
4. Indianapolis Colts	31:44
5. Buffalo Bills	31:33
6. Arizona Cardinals	31:15
7. Kansas City Chiefs	30:55
8. Denver Broncos	30:48
Cleveland Browns	30:48
10. Washington Football Team	30:43

## RUSHING OFFENSE IN 2021

During the 2021 regular season, the Titans ranked fifth in the NFL with 2,404 rushing yards, an average of 141.4 yards per game. They also tied for third place in the NFL with 23 total rushing touchdowns.

### NFL's top rushing offenses in 2021:

Team	Rush Yards	Per Game
1. Philadelphia Eagles	2,715	159.7
2. Indianapolis Colts	2,540	149.4
3. Baltimore Ravens	2,479	145.8
4. Cleveland Browns	2,471	145.4
5. <b>Tennessee Titans</b>	<b>2,404</b>	<b>141.4</b>
6. Buffalo Bills	2,209	129.9
7. San Francisco 49ers	2,166	127.4
8. New England Patriots	2,151	126.5
9. Dallas Cowboys	2,119	124.6
10. Arizona Cardinals	2,076	122.1

### Most rushing touchdowns in 2021:

Team	Rush TD
1. Philadelphia Eagles	25
2. New England Patriots	24
3. <b>Tennessee Titans</b>	<b>23</b>
Arizona Cardinals	23
5. Indianapolis Colts	22
San Francisco 49ers	22
7. Buffalo Bills	20
Cleveland Browns	20
9. (four tied)	18

## GOAL-TO-GO IN 2021

In 2021, the Titans led the NFL in goal-to-go efficiency for the third consecutive season. They scored touchdowns on 28 of their 32 goal-to-go possessions.

The 2020 Titans were a league-best 94.1 percent (32 of 34) in goal-to-go situations. Their percentage was the best in the NFL since the beginning of 2000. In 2019, the Titans led the league by reaching the end zone on 88.0 percent (22 of 25) of their goal-to-go possessions.

### Best goal-to-go touchdown efficiency in 2021:

Team	Poss	TD	Pct
1. <b>Tennessee Titans</b>	<b>32</b>	<b>28</b>	<b>87.5%</b>
2. Dallas Cowboys	28	23	82.1%
3. Kansas City Chiefs	42	34	81.0%
Seattle Seahawks	21	17	81.0%
5. Cleveland Browns	24	19	79.2%
6. Miami Dolphins	32	25	78.1%
7. New England Patriots	31	24	77.4%
8. Buffalo Bills	40	30	75.0%
Tampa Bay Buccaneers	44	33	75.0%
Pittsburgh Steelers	24	18	75.0%

## TOP OFFENSES SINCE 2020

Since the beginning of the 2020 campaign, the Titans have been one of the NFL's most productive offenses.

In 2021, the Titans finished with the fifth-ranked rushing offense (141.4 yards per game). They also placed 15th in scoring offense (24.65 points per game) and eighth in third-down percentage (43.6).

In 2020, the Titans tied for second place in total offense (396.4 yards per game), which was the franchise's highest ranking since finishing second in 1991. They also ranked second in rushing offense (168.1) and fourth in points per game (30.7).

The Titans also ranked fifth in the NFL from 2020 to 2021 on third down, converting 187 of their 418 attempts (44.7 percent).

### NFL's top-ranked rushing offenses from 2020 to 2021 (yards per game):

Team	Rush Yards Per Game
1. Baltimore Ravens	168.2
2. <b>Tennessee Titans</b>	<b>154.4</b>
3. Cleveland Browns	146.8
4. Philadelphia Eagles	143.7
5. Indianapolis Colts	137.5
6. New England Patriots	136.3
7. Arizona Cardinals	130.7
8. New Orleans Saints	129.0
9. Minnesota Vikings	127.7
10. San Francisco 49ers	122.9

### Most points per game from 2020 to 2021:

Team	Points Per Game
1. Tampa Bay Buccaneers	30.39
2. Buffalo Bills	29.82
3. Green Bay Packers	29.06
4. Kansas City Chiefs	28.88
5. Dallas Cowboys	28.03
6. <b>Tennessee Titans</b>	<b>27.58</b>
7. Indianapolis Colts	27.33
8. Arizona Cardinals	26.03
9. Los Angeles Chargers	26.00
10. Baltimore Ravens	25.91
Minnesota Vikings	25.91

### Highest third-down percentage from 2020 to 2021:

Team	Third Down Pct.
1. Kansas City Chiefs	50.6%
2. Buffalo Bills	47.9%
3. Green Bay Packers	46.3%
4. Tampa Bay Buccaneers	45.4%
5. <b>Tennessee Titans</b>	<b>44.7%</b>
Los Angeles Chargers	44.7%
7. Los Angeles Rams	43.6%
8. Arizona Cardinals	42.6%
9. Baltimore Ravens	42.4%
10. New England Patriots	42.2%



## TOUCHDOWNS SINCE 2019

Since the beginning of the 2019 season, the Titans rank near the top of the NFL in total touchdowns scored.

In 2020, the Titans finished with 62 total touchdowns, which ranked second in the NFL and second all-time for the franchise (66 in 1961).

### Most total touchdowns from 2019 to 2021:

Team	Total Touchdowns
1. Tampa Bay Buccaneers	176
2. <b>Tennessee Titans</b>	<b>165</b>
3. Kansas City Chiefs	164
Green Bay Packers	164
5. Baltimore Ravens	160
6. Dallas Cowboys	155
7. New Orleans Saints	154
8. Seattle Seahawks	153
9. Buffalo Bills	152
10. San Francisco 49ers	151

## RED ZONE SUCCESS SINCE 2019

During the past three seasons, the Titans have fielded the NFL's most efficient offense in the red zone. From 2019 to 2021, they had 121 touchdowns in 170 possessions inside their opponent's 20-yard line.

During the 2019 campaign alone, they scored touchdowns on 75.6 percent (34 of 45) of their drives inside the opponent's 20-yard line to lead the league. That was the third-best figure in the NFL since 1991 and the highest since the 2013 Denver Broncos (76.1 percent).

In 2020, their 75.0 percent rate in the red zone (48 of 64) ranked second to the Green Bay Packers (80.0 percent).

In 2021, the Titans offense was fifth in the NFL with touchdowns on 63.9 percent of trips inside the opponent's 20-yard line (39 of 61).

### Top red zone offenses (touchdown percentage) from 2019–2021:

Team	RZ Drives	Touchdowns	TD Pct.
1. <b>Tennessee Titans</b>	<b>170</b>	<b>121</b>	<b>71.2%</b>
2. Green Bay Packers	180	121	67.2%
3. Seattle Seahawks	164	110	67.1%
4. Tampa Bay Buccaneers	183	122	66.7%
5. Minnesota Vikings	168	109	64.9%
6. Cleveland Browns	153	99	64.7%
7. New Orleans Saints	181	116	64.1%
8. Baltimore Ravens	180	115	63.9%
9. Philadelphia Eagles	161	102	63.4%
10. San Francisco 49ers	171	106	62.0%

### Top red zone offenses (touchdown percentage) in 2021:

Team	RZ Drives	Touchdowns	TD Pct.
1. San Francisco 49ers	54	36	66.7%
2. Tampa Bay Buccaneers	68	45	66.2%
3. Seattle Seahawks	48	31	64.6%
4. Los Angeles Chargers	75	48	64.0%
5. <b>Tennessee Titans</b>	<b>61</b>	<b>39</b>	<b>63.9%</b>
6. Dallas Cowboys	65	41	63.1%
7. Buffalo Bills	77	48	62.3%
Philadelphia Eagles	61	38	62.3%
Minnesota Vikings	53	33	62.3%
10. Cleveland Browns	50	31	62.0%

## YARDS PER PLAY SINCE 2019

Since the start of the 2019 season, the Titans rank in the top 10 in the NFL in average net yards per offensive play.

The 2019 Titans finished the season with 5,805 total yards on 949 total plays. Their average of 6.12 yards per play was the fourth-best in the NFL. They finished fourth again in 2020, averaging 6.15 yards per play (1,031 plays, 6,343 yards).

### Highest average yards per play since 2019:

Team	Yards Per Play
1. Kansas City Chiefs	6.15
2. Tampa Bay Buccaneers	5.99
3. San Francisco 49ers	5.93
Dallas Cowboys	5.93
5. Minnesota Vikings	5.89
6. Las Vegas Raiders	5.84
7. Green Bay Packers	5.83
8. Baltimore Ravens	5.79
9. <b>Tennessee Titans</b>	<b>5.77</b>
10. Seattle Seahawks	5.76

## 2021 RUSHING DEFENSE

During the 2021 regular season, the Titans placed second in the NFL in rushing defense. Their opponents rushed for an average of 84.6 yards per contest. Only the Baltimore Ravens (84.5) defense allowed fewer yards on the ground.

The Titans allowed only one individual 100-yard rusher in 2021 and did not allow one after Jacksonville's **James Robinson** had 149 rushing yards in Week 5 (Oct. 10).

In the final five weeks of the season, no team rushed for more than 83 yards against the Titans defense.

### Top rushing defenses in 2021 (yards per game):

Team	Opp Rush Yards	Per Game
1. Baltimore Ravens	1,436	84.5
2. <b>Tennessee Titans</b>	<b>1,438</b>	<b>84.6</b>
3. Tampa Bay Buccaneers	1,573	92.5
4. New Orleans Saints	1,589	93.5
5. Cincinnati Bengals	1,742	102.5
6. Los Angeles Rams	1,754	103.2
7. San Francisco 49ers	1,760	103.5
8. Washington Football Team	1,775	104.4
9. Philadelphia Eagles	1,834	107.9
10. Indianapolis Colts	1,854	109.1

## 2021 THIRD-DOWN DEFENSE

The Titans finished the 2021 season ranked sixth in third-down defense, allowing opponents to convert on 77 of their 210 chances for a rate of 36.7 percent.

Over the final month of the season (Weeks 15-18), the Titans ranked third in the NFL by allowing opponents to convert only 28.6 percent on third down (12 of 42). Only the Buffalo Bills (20.8) and Las Vegas Raiders (26.4) fared better in that span.

### Top third-down defenses in 2021:

Team	Opponents Third-Down...		
	Att	Conv	Pct
1. Buffalo Bills	214	66	30.8%
2. Dallas Cowboys	223	76	34.1%
3. Baltimore Ravens	201	70	34.8%
4. Minnesota Vikings	214	78	36.4%
5. New England Patriots	211	77	36.5%
6. <b>Tennessee Titans</b>	<b>210</b>	<b>77</b>	<b>36.7%</b>
7. Pittsburgh Steelers	232	86	37.1%
8. New Orleans Saints	240	89	37.1%
9. Carolina Panthers	217	82	37.8%
10. Arizona Cardinals	207	79	38.2%



## MOST SACKS IN 2021

The Titans defense emerged as one of the top units in the NFL in sacking opposing quarterbacks in 2021. With 43 sacks, the Titans tied for ninth place in the NFL and tied for third in the AFC.

Outside linebacker **Harold Landry III** led the team with 12 sacks, followed by defensive linemen **Denico Autry** (nine) and **Jeffery Simmons** (8.5).

**Landry, Autry and Simmons made the Titans the only NFL team in 2021 to feature three different players with at least eight sacks.** The Pittsburgh Steelers and Tampa Bay Buccaneers accomplished the feat in 2020.

### Most sacks in 2021:

Team	Sacks
1. Pittsburgh Steelers	55
2. Minnesota Vikings	51
3. Los Angeles Rams	50
4. Chicago Bears	49
5. San Francisco 49ers	48
6. Miami Dolphins	48
7. Tampa Bay Buccaneers	47
8. New Orleans Saints	46
9. Tennessee Titans	43
Cleveland Browns	43

## DEFENSE IN THE RED ZONE

Opponents scored touchdowns on 30 of their 58 drives inside the red zone against the Titans in 2021. The Titans defense finished seventh in the NFL with a rate of 51.7 percent of opponent red-zone drives finishing with touchdowns.

### Top red zone defenses (touchdown percentage) in 2021:

Team	Opp	RZ Drives	Touchdowns	TD Pct.
1. New Orleans Saints	46	20	43.5%	
2. New England Patriots	48	23	47.9%	
3. Denver Broncos	42	21	50.0%	
4. Seattle Seahawks	61	31	50.8%	
5. Pittsburgh Steelers	59	30	50.8%	
6. Buffalo Bills	45	23	51.1%	
7. Tennessee Titans	58	30	51.7%	
8. Los Angeles Rams	56	29	51.8%	
9. New York Giants	71	37	52.1%	
10. Tampa Bay Buccaneers	59	31	52.5%	

## LEAST PENALIZED TEAMS FROM 2018-2021

Under head coach **Mike Vrabel**, who was named to his current post in 2018, the Titans have been one of the NFL's least penalized teams.

From 2018-20, the Titans were called for the second-fewest total penalties in the NFL—267 total infractions. Only the New England Patriots (249) fared better.

In 2018, the Titans were called for only 82 penalties, leading the NFL and setting a team record for the lowest number in a 16-game season (since 1978, excluding strike-shortened 1982 and 1987 seasons). They received no more than four penalties in nine of their 16 games. The previous franchise record for fewest penalties in a 16-game season was 84 by the 1983 Oilers.

### Fewest total penalties from 2018-2021:

Team	Penalties
1. New England Patriots	344
2. Green Bay Packers	361
Los Angeles Rams	361
4. Cincinnati Bengals	362
5. Indianapolis Colts	369
6. Tennessee Titans	370
7. New York Giants	373
8. Miami Dolphins	379
9. Minnesota Vikings	381
Carolina Panthers	381

## TITANS ROSTER BREAKDOWN

Out of the 53 players on the Titans roster (as of Sept. 5), there are 24 offensive players, 26 defensive players and three specialists. Twenty-one players were added to the roster since the end of the 2021 campaign.

### The following is a closer breakdown of the roster (as of Sept. 5, 2022):

#### Years in NFL (including 2021):

13th	1
12th	0
11th	3
10th	1
9th	2
8th	2
7th	3
6th	3
5th	5
4th	10
3rd	6
2nd	6
1st	0
Rookie	11

#### By Age (roster as of Sept. 5; age as of season opener on Sept. 11):

20-24	20
25-28	24
29-32	6
33+	3

#### By Position:

OL	9
DL	7
CB	6
WR	5
S	5
RB/FB	5
ILB	4
OLB	4
TE	3
Specialists	3
QB	2

#### By Draft Round:

First Round	6
Second Round	8
Third Round	6
Fourth Round	7
Fifth Round	3
Sixth Round	4
Seventh Round	2
Undrafted	17

#### States that produced the most current Titans (high school location):

**Texas** - 6 (Ola Adeniyi, Aaron Brewer, Randy Bullock, Joshua Kalu, Kevin Strong, Ryan Tannehill)

**Georgia** - 6 (Kevin Byard, Tory Carter, Bud Dupree, Corey Levin, Chig Okonkwo, Malik Willis)

**Florida** - 5 (Derrick Henry, Nicholas Petit-Frere, DeMarcus Walker, Rashad Weaver, Nick Westbrook-Ikhine)

**California** - 5 (Austin Hooper, Kyle Philips, Ryan Stonehouse, Geoff Swaim, Robert Woods)

#### Universities that produced the most current Titans:

**Alabama** - 2 (Da'Shawn Hand, Derrick Henry)

**Arkansas** - 2 (Treyton Burks, Cody Hollister)

**Kentucky** - 2 (Bud Dupree, Lonnie Johnson Jr.)

**Louisiana State** - 2 (Tory Carter, Kristian Fulton)

**Michigan** - 2 (Hassan Haskins, Taylor Lewan)

**Mississippi** - 2 (Chance Campbell, A.J. Moore Jr.)

**Mississippi State** - 2 (Denico Autry, Jeffery Simmons)

**North Dakota State** - 2 (Dillon Radunz, Derrek Tuszka)

**Ohio State** - 2 (Jamarco Jones, Nicholas Petit-Frere)

**Texas A&M** - 2 (Randy Bullock, Ryan Tannehill)

#### First-Round Draft Picks:

WR Treyton Burks (2022)
CB Caleb Farley (2021)
DT Jeffery Simmons (2019)
OLB Bud Dupree (2015)
T Taylor Lewan (2014)
QB Ryan Tannehill (2012)

#### Pro Bowl Seasons:

S Kevin Byard (2017, 2021)
LS Morgan Cox (2015-16, 2019-20)
RB Derrick Henry (2019-20)
TE Austin Hooper (2018-19)
T Taylor Lewan (2016-18)
QB Ryan Tannehill (2019)

#### Drafted by the Titans: 21

#### New players in 2022: 21

#### Oldest player:

LS Morgan Cox (4/26/86)

#### Youngest player:

RB Julius Chestnut (10/26/00)

#### Tallest player:

T Taylor Lewan (6-7)

#### Shortest player:

DB Ugo Amadi (5-9)  
K Randy Bullock (5-9)



# TITANS QUARTERBACKS

No.	Name	Ht	Wt	Exp	College
17	Tannehill, Ryan	6-4	217	11	Texas A&M
7	Willis, Malik	6-1	219	R	Liberty

## #17 • QB RYAN TANNEHILL

6-4, 207, 11th Year (4th with Titans), Texas A&M  
[Click for complete bio](#)



Quarterback **Ryan Tannehill** is in his 11th NFL season and his fourth campaign with the Titans in 2021.

In his first three seasons in Tennessee, Tannehill built a 30-13 record as a starting quarterback and led the team to the postseason three times, becoming the franchise's first starting quarterback since **Warren Moon** (1987 to 1993) to direct his team to the playoffs in at least three consecutive seasons. After appearing in the AFC championship game as a wild card team in 2019, the Titans won consecutive division titles in 2020 and 2021, a first for the franchise since the Oilers took the first three AFL Eastern Division titles from 1960 to 1962. Tannehill's 30 wins were the most by any starting quarterback in franchise history in the player's first three seasons with the organization, surpassing the 28 by **George Blanda** from 1960 to 1962.

Tannehill started every game from Week 7 of the 2019 campaign through the end of 2021. His 43 consecutive starts in the regular season tied **Steve McNair** (2001-03) for the most in franchise history by a starting quarterback. During that time, Tannehill's 102.3 passer rating ranked sixth in the NFL. Also, Tannehill's 13 total game-winning drives in that span ranked second in the NFL behind only Raiders quarterback **Derek Carr's** 14.

In 2021, he placed third on the franchise's single-season passing charts in attempts (531), completions (357) and completion percentage (67.2), and he ranked fourth with 3,734 passing yards. He became the only quarterback other than Moon (1989-1991) to record multiple seasons with at least 3,500 passing yards with the franchise. Additionally, he rushed for 270 yards, and his seven rushing touchdowns ranked second among NFL signal callers behind **Jalen Hurts'** 10. Tannehill was the first quarterback in franchise annals with at least seven rushing touchdowns in back-to-back seasons.

After receiving a multi-year contract extension during the 2020 offseason, Tannehill responded with 16 starts for the first time since 2015 and produced one of the best seasons of any quarterback in franchise history. A Titans team captain for the first time, his statistics finished in the top five of several of the organization's single-season record lists, including 40 total touchdowns (first), a 106.5 passer rating (second), 3,819 passing yards (third), 33 touchdown passes (tied for second), 65.5 completion percentage (fourth) and 7.9 yards per attempt (tied for fifth). Tannehill became the fourth player in NFL history with a passer rating of at least 106.0 in consecutive seasons, joining **Drew Brees** (2018-20), **Russell Wilson** (2018-19) and **Aaron Rodgers** (2011-12).

Also in 2020, Tannehill and Buffalo's **Josh Allen** became the fourth and fifth quarterbacks in NFL history with at least 3,800 passing yards, 33 passing touchdowns and seven rushing touchdowns in the same season. Only **Cam Newton** (2015), **Daunte Culpepper** (2000) and **Steve Young** (1994) had done so previously.

In 2019, Tannehill set single-season franchise records and led the NFL with a 117.5 passer rating and a passing average of 9.6 yards per attempt. His passer rating was the fourth-highest figure in NFL history among qualifiers. Additionally, he set a club record and placed third in the NFL with a 70.3 completion percentage.

Tannehill was named AFC Offensive Player of the Month for December 2019 and was named to his first career Pro Bowl. He also won the Associated Press Comeback Player of the Year Award.

Originally a first-round selection (eighth overall) by the Miami Dolphins in the 2012 NFL Draft, Tannehill was acquired by the Titans in a trade with

the Dolphins on March 15, 2019. The Titans sent a 2019 seventh-round pick and a 2020 fourth-round selection to Miami in exchange for Tannehill and a 2019 sixth-rounder.

Over his seven seasons in Miami, he started 88 games, threw for 20,434 yards and 123 touchdowns, and rushed for 1,210 yards and six scores. When he left Miami, he ranked second in franchise history behind **Chad Pennington** in both career completion percentage (62.8) and career passer rating (87.0). He authored 13 game-winning drives for the Dolphins.

From 2012 through 2015, Tannehill's passing yardage total—15,460 yards—was the third highest mark in NFL history for a player's first four seasons, behind only **Peyton Manning** and **Dan Marino**. Tannehill's two 4,000-yard passing seasons (2015 and 2014) were the only ones recorded by a Dolphins quarterback other than Marino (six times). The Dolphins reached the playoffs in 2016, breaking an eight-year postseason drought.

A native of Big Spring, Texas, Tannehill attended Texas A&M, where he earned honorable mention All-America honors as a senior. He played both quarterback and wide receiver, passing for 5,450 yards and 42 touchdowns and adding 112 receptions for 1,596 yards and 10 scores.

## QB WINS, FIRST THREE SEASONS

In leading the Titans to a 12-5 record during the 2021 regular season, Titans quarterback **Ryan Tannehill** improved to 30-13 as a starter since he was traded from the Dolphins to the Titans in 2019. He started every game from Week 7 of his initial season in Tennessee through the 2021 finale.

Tannehill is off to one of the best beginnings to any quarterback's tenure in franchise history. He has more regular season wins—30—than any other starting signal caller in franchise history over the player's first three years with the club, surpassing **George Blanda**, who won 28 regular season starts for the Oilers from 1960 to 1962.

Tannehill moved past **Marcus Mariota** (29 wins) and into a tie with **Vince Young** (30) for fifth place on the team's all-time wins list for starting quarterbacks. He trails only **Steve McNair** (76), **Warren Moon** (70), **Dan Pastorini** (53) and **Blanda** (44).

**Most wins by a starting quarterback in his first three regular seasons with the Titans/Oilers franchise:**

Quarterback	Years 1-3	Wins in ...			Total
		Year 1	Year 2	Year 3	
1. <b>Ryan Tannehill</b>	2019-2021	7	11	12	30
2. George Blanda	1960-1962	8	9	11	28
3. Marcus Mariota	2015-2017	3	8	9	20
4. Vince Young	2006-2008	8	9	1	18
5. Kenny Stabler	1980-1981	11	5	-	16
Pete Beathard	1967-1969	7	3	6	16
7. Kerry Collins	2006-2008	0	1	12	13
8. Steve McNair	1995-1997	2	2	8	12
Warren Moon	1984-1986	3	4	5	12
10. Matt Hasselbeck	2011-2012	9	2	-	11
Chris Chandler	1995-1996	5	6	-	11







## RYAN TANNEHILL'S STARTING RECORD WHEN ...

Record When Tannehill	Regular Season			Playoff Career
	2022	2019-22	Career	
Starts at quarterback	0-0	30-13	72-59	2-3
Starts vs. division opponents	0-0	13-3	26-22	0-0
Passes for 300 or more yards	0-0	5-3	11-13	0-0
Completes 1 or more TD passes	0-0	26-12	63-43	2-3
Completes 2 or more TD passes	0-0	19-5	46-17	1-1
Completes 3 or more TD passes	0-0	9-2	20-5	0-0
Starts and passes for no INTs	0-0	20-4	45-19	1-1
Completes 70.0% of his passes	0-0	16-1	35-6	0-0
Has a passer rating of 80.0+	0-0	27-8	64-28	1-1
Has a passer rating of 90.0+	0-0	26-5	58-13	1-1
Has a passer rating of 100.0+	0-0	22-3	40-7	1-1
Sacked 0 times	0-0	4-0	7-3	0-0
Rushes for 1 or more TDs	0-0	10-5	12-9	1-0
Rushes for 2 or more TDs	0-0	3-0	3-0	0-0
Rushes and Passes for 1 TD	0-0	8-4	9-5	1-0

### A NEW START

Since **Ryan Tannehill's** first start with the Titans, which took place Oct. 20, 2019 against the Los Angeles Chargers, he has been one of the NFL's passing leaders in several categories. He is in the NFL's top 10 in passer rating in that time period.

**Highest passer rating since Ryan Tannehill became the Titans starter in Week 7 of 2019 (minimum 224 attempts):**

Player	Att	Cmp	Pct	Yds	TD	Int	Rating
1. Drew Brees	720	521	72.4%	5,513	49	8	112.3
2. Aaron Rodgers	1,407	954	67.8%	10,826	103	11	111.8
3. Deshaun Watson	838	575	68.6%	7,031	47	16	105.0
4. Kirk Cousins	1,366	920	67.3%	10,715	85	23	104.6
5. Patrick Mahomes	1,500	998	66.5%	11,506	87	23	102.4
<b>6. Ryan Tannehill</b>	<b>1,282</b>	<b>860</b>	<b>67.1%</b>	<b>10,151</b>	<b>76</b>	<b>26</b>	<b>102.3</b>
7. Russell Wilson	1,285	847	65.9%	9,731	82	24	102.1
8. Matthew Stafford	1,247	824	66.1%	10,082	77	30	101.4
9. Dak Prescott	1,203	802	66.7%	9,323	65	19	101.4
10. Lamar Jackson	964	626	64.9%	7,259	67	23	100.8

### QB WINNING PERCENTAGE SINCE 2019

From the time he took over as the starting quarterback for the Titans in Week 7 of the 2019 season through the end of the 2021 campaign, **Ryan Tannehill** built a 30-13 record. His .698 winning percentage ranked fifth in the NFL among all signal callers with at least 25 starts during that time.

**Highest winning percentage by starting quarterbacks from 2019 to 2021 (minimum 25 starts):**

Quarterback	Starts	W	L	T	Win Pct.
1. Aaron Rodgers	48	39	9	0	.813
2. Patrick Mahomes	46	37	9	0	.804
3. Lamar Jackson	42	31	11	0	.738
4. Tom Brady	49	36	13	0	.735
<b>5. Ryan Tannehill</b>	<b>43</b>	<b>30</b>	<b>13</b>	<b>0</b>	<b>.698</b>
6. Josh Allen	49	34	15	0	.694
7. Jimmy Garoppolo	37	25	12	0	.676
8. Ben Roethlisberger	33	21	12	0	.636
9. Russell Wilson	46	29	17	0	.630
10. Dak Prescott	37	21	16	0	.568



### RUSHING EFFICIENCY AMONG QBs

Titans quarterback **Ryan Tannehill's** ability to rush efficiently has reaped benefits since he arrived in Tennessee. From 2019 through 2021, he had 69 first downs on 106 total non-kneel-down rushing attempts, and in that time period, his 65.1 percent conversion rate was the best in the league among signal callers with 50 such attempts.

Tannehill also ranked third in the NFL from 2019 through 2021 with 18 rushing touchdowns. Only **Josh Allen** (23) and **Kyler Murray** (20) had more.

**Highest percentage of rushing attempts for first downs by quarterbacks from 2019 to 2021 (kneel-downs excluded; minimum 50 non-kneel-down attempts):**

Quarterback	Rush Att	Yards	TD	First Down	First Down Pct.
<b>1. Ryan Tannehill</b>	<b>106</b>	<b>754</b>	<b>18</b>	<b>69</b>	<b>65.1</b>
2. Justin Herbert	95	557	8	48	50.5
3. Baker Mayfield	94	466	5	45	47.9
4. Patrick Mahomes	130	952	6	61	46.9
Josh Allen	286	1738	23	134	46.9
6. Teddy Bridgewater	84	442	7	38	45.2
7. Carson Wentz	149	758	7	67	45.0
8. Sam Darnold	90	534	9	40	44.4
9. Aaron Rodgers	78	473	7	34	43.6
10. Jalen Hurts	188	1153	13	81	43.1

**Most rushing touchdowns by quarterback from 2019 to 2021:**

Quarterback	Rush TD
1. Josh Allen	23
2. Kyler Murray	20
<b>3. Ryan Tannehill</b>	<b>18</b>
4. Cam Newton	17
5. Lamar Jackson	16
6. Taysom Hill	14
7. Jalen Hurts	13
8. Deshaun Watson	10
9. Sam Darnold	9
10. Jacoby Brissett	8
Tom Brady	8
Justin Herbert	8



## 2020 NFL PASSING LEADERS

Ryan Tannehill finished among the 2020 NFL passing leaders in several categories.

### Highest passer rating in 2020 (qualifiers only):

Player	Team	Passer Rating
1. Aaron Rodgers	Green Bay Packers	121.5
2. Deshaun Watson	Houston Texans	112.4
3. Patrick Mahomes	Kansas City Chiefs	108.2
4. Josh Allen	Buffalo Bills	107.2
<b>5. Ryan Tannehill</b>	<b>Tennessee Titans</b>	<b>106.5</b>
6. Drew Brees	New Orleans Saints	106.4
7. Russell Wilson	Seattle Seahawks	105.1
8. Kirk Cousins	Minnesota Vikings	105.0
9. Tom Brady	Tampa Bay Buccaneers	102.2
10. Derek Carr	Las Vegas Raiders	101.4

### Most touchdown passes in 2020:

Player	Team	TD Passes
1. Aaron Rodgers	Green Bay Packers	48
2. Russell Wilson	Seattle Seahawks	40
Tom Brady	Tampa Bay Buccaneers	40
4. Patrick Mahomes	Kansas City Chiefs	38
5. Josh Allen	Buffalo Bills	37
6. Kirk Cousins	Minnesota Vikings	35
<b>7. Ryan Tannehill</b>	<b>Tennessee Titans</b>	<b>33</b>
Deshaun Watson	Houston Texans	33
Ben Roethlisberger	Pittsburgh Steelers	33
10. Justin Herbert	Los Angeles Chargers	31

### Highest passing average in 2020 (yards per attempt):

Player	Team	Yards/Att
1. Deshaun Watson	Houston Texans	8.9
2. Kirk Cousins	Minnesota Vikings	8.3
3. Aaron Rodgers	Green Bay Packers	8.2
4. Patrick Mahomes	Kansas City Chiefs	8.1
5. Josh Allen	Buffalo Bills	7.9
<b>Ryan Tannehill</b>	<b>Tennessee Titans</b>	<b>7.9</b>
Derek Carr	Las Vegas Raiders	7.9
8. Ryan Fitzpatrick	Miami Dolphins	7.8
9. Matthew Stafford	Detroit Lions	7.7
Philip Rivers	Indianapolis Colts	7.7

### Highest touchdown-to-interception ratio in 2020:

Player	Team	TDs per INT
1. Aaron Rodgers	Green Bay Packers	9.60
2. Patrick Mahomes	Kansas City Chiefs	6.33
<b>3. Ryan Tannehill</b>	<b>Tennessee Titans</b>	<b>4.71</b>
Deshaun Watson	Houston Texans	4.71
5. Drew Brees	New Orleans Saints	4.00
6. Josh Allen	Buffalo Bills	3.70
7. Tom Brady	Tampa Bay Buccaneers	3.33
8. Ben Roethlisberger	Pittsburgh Steelers	3.30
9. Baker Mayfield	Cleveland Browns	3.25
10. Gardner Minshew	Jacksonville Jaguars	3.20



## SINGLE-SEASON FRANCHISE RECORDS

Ryan Tannehill has enjoyed one of the finest three-year statistical runs of any quarterback in Titans/Oilers franchise history. His performances have ranked among the franchise greats in several passing categories, including his 3,734 passing yards in 2021 (fourth in franchise history) and 67.2 completion percentage (third).

In 2019, Tannehill's passer rating of 117.5 ranked first in the NFL and was one of three major single-season passing records he set for the franchise. He also established new benchmarks for completion percentage (70.3) and passing average (9.6).

### Single-season passing yardage leaders, franchise history:

Player	Season	Pass Yards
1. Warren Moon	1991	4,690
2. Warren Moon	1990	4,689
<b>3. Ryan Tannehill</b>	<b>2020</b>	<b>3,819</b>
<b>4. Ryan Tannehill</b>	<b>2021</b>	<b>3,734</b>
5. Warren Moon	1989	3,631

### Single-season touchdown pass leaders, franchise history:

Player	Season	TD Passes
1. George Blanda	1961	36
<b>2. Ryan Tannehill</b>	<b>2020</b>	<b>33</b>
Warren Moon	1990	33
4. George Blanda	1962	27
5. Marcus Mariota	2016	26

### Single-season passer rating leaders, franchise history:

Player	Season	Rating
<b>1. Ryan Tannehill</b>	<b>2019</b>	<b>117.5</b>
<b>2. Ryan Tannehill</b>	<b>2020</b>	<b>106.5</b>
3. Steve McNair	2003	100.4
4. Warren Moon	1990	96.8
5. Marcus Mariota	2016	95.6

### Single-season completion percentage leaders, franchise history:

Player	Season	Comp Pct
<b>1. Ryan Tannehill</b>	<b>2019</b>	<b>70.3</b>
2. Marcus Mariota	2018	68.9
<b>3. Ryan Tannehill</b>	<b>2021</b>	<b>67.2</b>
4. Cody Carlson	1992	65.6
<b>5. Ryan Tannehill</b>	<b>2020</b>	<b>65.5</b>

### Single-season passing average leaders (yards per attempt), franchise history:

Player	Season	Yards/Att
<b>1. Ryan Tannehill</b>	<b>2019</b>	<b>9.6</b>
2. George Blanda	1961	9.2
3. Steve McNair	2003	8.0
Warren Moon	1990	8.0
<b>5. Ryan Tannehill</b>	<b>2020</b>	<b>7.9</b>
Warren Moon	1988	7.9

### Single-season combined passing and rushing touchdown leaders, franchise history:

Player	Season	Pass + Rush TD
<b>1. Ryan Tannehill</b>	<b>2020</b>	<b>40</b>
2. George Blanda	1961	36
3. Warren Moon	1990	35
<b>4. Ryan Tannehill</b>	<b>2021</b>	<b>28</b>
Steve McNair	2003	28
Marcus Mariota	2016	28
George Blanda	1960	28

## TANNEHILL'S CAREER 300-YARD PASSING GAMES

Date	Opp	W/L	Att	Cmp	Pct	Yds	TD	Int	Rtg
9/30/12	at Arizona	L	41	26	63.4	431	1	2	86.5
12/21/14	Minnesota	W	47	35	74.5	396	4	1	118.7
12/8/19	at Oakland	W	27	21	77.8	391	3	1	140.4
12/6/20	Cleveland	L	45	29	64.4	389	3	1	104.8
9/18/16	at New England	L	45	32	71.1	387	2	2	93.5
10/18/20	Houston	W	41	30	73.2	366	4	1	122.6
9/20/15	at Jacksonville	L	44	30	68.2	359	2	0	108.0
11/29/15	at N.Y. Jets	L	58	33	56.9	351	3	1	84.8
1/3/16	New England	W	38	25	65.8	350	2	0	112.8
9/19/21	at Seattle	W	40	27	67.5	347	0	0	94.5
12/14/14	at New England	L	47	29	61.7	346	1	2	73.5
11/3/19	at Carolina	L	39	27	69.2	331	1	2	82.3
12/1/13	at N.Y. Jets	W	43	28	65.1	331	2	1	94.2
12/27/15	Indianapolis	L	38	26	68.4	329	0	1	84.2
11/21/21	Houston	L	52	35	67.3	323	1	4	58.4
9/27/20	at Minnesota	W	37	23	62.2	321	0	1	78.8
9/25/16	Cleveland	W	39	25	64.1	319	3	2	93.9
9/15/13	at Indianapolis	W	34	23	67.6	319	1	0	107.4
10/20/19	L.A. Chargers	W	29	23	79.3	312	2	1	120.1
12/15/13	New England	W	37	25	67.6	312	3	0	120.6
11/24/13	Carolina	L	42	28	66.7	310	1	1	86.4
11/8/15	at Buffalo	L	35	26	74.3	307	0	0	100.5
10/6/13	Baltimore	L	40	21	52.5	307	1	0	86.1
10/29/15	at New England	L	44	28	63.6	300	0	2	64.6

## TEAM SINGLE-GAME PASSER RATING

On Dec. 20, 2020, **Ryan Tannehill** recorded a 145.8 passer rating against the Detroit Lions. It qualified as the seventh best single-game passer rating in franchise history (minimum 20 attempts) and was Tannehill's second-highest passer rating in a qualifying game (155.3 vs. Oakland on Sept. 23, 2018).

On Sept. 20, 2020, Tannehill posted a 145.7 passer rating against the Jacksonville Jaguars that at the time ranked seventh in team history.

**Highest single-game passer ratings in franchise history (min. 20 attempts):**

Player	Opp	Date	Att	Cmp	Yds	TD	Int	Rtg
1. Chris Chandler	at Cin	9/24/95	26	23	352	4	0	158.3
2. Marcus Mariota	GB	11/13/16	26	19	295	4	0	149.8
3. Marcus Mariota	Jax	10/27/16	22	18	270	2	0	148.1
4. Marcus Mariota	at Hou	11/26/18	23	22	303	2	0	147.7
5. Steve McNair	Hou	10/12/03	27	18	421	3	0	146.8
6. Warren Moon	at Cle	11/18/90	32	24	322	5	0	146.1
7. <b>Ryan Tannehill</b>	<b>Det</b>	<b>12/20/20</b>	<b>27</b>	<b>21</b>	<b>273</b>	<b>3</b>	<b>0</b>	<b>145.8</b>
8. <b>Ryan Tannehill</b>	<b>Jax</b>	<b>9/20/20</b>	<b>24</b>	<b>18</b>	<b>239</b>	<b>4</b>	<b>0</b>	<b>145.7</b>
9. Warren Moon	Buf	11/26/90	22	16	300	2	0	145.1
10. Chris Chandler	Den	11/26/95	26	18	280	3	0	143.1

## LEADING VETERAN QBS ON NEW TEAMS

In 2019, **Ryan Tannehill** set a new standard for veteran quarterbacks in their first year with a new team. Tannehill, who was acquired in a trade after seven years with the Miami Dolphins, had a passer rating of 117.5. No quarterback has ever finished with a passer rating that high in his first season with a new team after playing at least one year with another team.

**Brett Favre** held the distinction until 2019. In 2009, Favre's 107.2 passer rating with the Minnesota Vikings became the best figure in league annals by a veteran in his first campaign with a new club.

**Highest passer rating in a veteran's first season with a new team (through 2019):**

Player	Season	New Team	Former Team	Rating
1. <b>Ryan Tannehill</b>	<b>2019</b>	<b>Tennessee</b>	<b>Miami</b>	<b>117.5</b>
2. Brett Favre	2009	Minnesota	N.Y. Jets	107.2
3. Peyton Manning	2012	Denver	Indianapolis	105.8
4. Vinny Testaverde	1998	N.Y. Jets	Baltimore	101.6
5. Kirk Cousins	2018	Minnesota	Washington	99.7
6. Tyrod Taylor	2015	Buffalo	Baltimore	99.4
7. Sam Bradford	2016	Minnesota	Philadelphia	99.3
8. Len Dawson	1962	Dallas Texans	Cleveland	98.3
Case Keenum	2017	Minnesota	L.A. Rams	98.3
10. Brian Griese	2004	Tampa Bay	Miami	97.5

## SINGLE-SEASON NFL LEADERS

**Ryan Tannehill** established the fourth-highest single-season passer rating in NFL history in 2019. His 117.5 passer rating is surpassed in league annals by only **Aaron Rodgers'** 122.5 passer rating in 2011, **Peyton Manning's** 121.1 in 2004 and **Nick Foles'** 119.2 in 2013.

Meanwhile, his 9.6-yard passing average tied for eighth in NFL annals.

**NFL all-time single-season passer rating leaders (through 2019):**

Player	Team	Season	Rating
1. Aaron Rodgers	Green Bay Packers	2011	122.5
2. Peyton Manning	Indianapolis Colts	2004	121.1
3. Nick Foles	Philadelphia Eagles	2013	119.2
4. <b>Ryan Tannehill</b>	<b>Tennessee Titans</b>	<b>2019</b>	<b>117.5</b>
5. Tom Brady	New England Patriots	2007	117.2
6. Matt Ryan	Atlanta Falcons	2016	117.1
7. Drew Brees	New Orleans Saints	2019	116.3
8. Drew Brees	New Orleans Saints	2018	115.7
9. Peyton Manning	Denver Broncos	2013	115.1
10. Patrick Mahomes	Kansas City Chiefs	2018	113.8

**NFL all-time single-season passing average leaders (through 2019):**

Player	Team	Season	Yds/Att
1. Sid Luckman	Chicago Bears	1943	10.9
2. Otto Graham	Cleveland Browns	1953	10.6
3. Otto Graham	Cleveland Browns	1947	10.2
4. Norm Van Brocklin	Los Angeles Rams	1954	10.1
5. Ed Brown	Chicago Bears	1956	9.9
Kurt Warner	St. Louis Rams	2000	9.9
7. Otto Graham	Cleveland Browns	1949	9.8
8. Chris Chandler	Atlanta Falcons	1998	9.6
Ryan Fitzpatrick	Tampa Bay Buccaneers	2018	9.6
<b>Ryan Tannehill</b>	<b>Tennessee Titans</b>	<b>2019</b>	<b>9.6</b>





## 2019 NFL PASSING LEADERS

**Ryan Tannehill** led the NFL in 2019 with a 117.5 passer rating and a 9.6-yard passing average. He also placed third in completion percentage (70.3) and second in touchdown percentage (7.7).

Tannehill became the organization's only quarterback other than **Steve McNair** in 2003 to lead the NFL in passer rating. New Orleans' **Drew Brees** finished in second place behind Tannehill with a 116.3 passer rating.

### Highest passer rating in 2019 (qualifiers only):

Player	Team	Passer Rating
1. <b>Ryan Tannehill</b>	<b>Tennessee Titans</b>	<b>117.5</b>
2. Drew Brees	New Orleans Saints	116.3
3. Lamar Jackson	Baltimore Ravens	113.3
4. Kirk Cousins	Minnesota Vikings	107.4
5. Russell Wilson	Seattle Seahawks	106.3
6. Matthew Stafford	Detroit Lions	106.0
7. Patrick Mahomes	Kansas City Chiefs	105.3
8. Jimmy Garoppolo	San Francisco 49ers	102.0
9. Derek Carr	Oakland Raiders	100.8
10. Dak Prescott	Dallas Cowboys	99.7

### Highest completion percentage in 2019 (qualifiers only):

Player	Team	Comp. Pct.
1. Drew Brees	New Orleans Saints	74.3
2. Derek Carr	Oakland Raiders	70.4
3. <b>Ryan Tannehill</b>	<b>Tennessee Titans</b>	<b>70.3</b>
4. Kirk Cousins	Minnesota Vikings	69.1
Jimmy Garoppolo	San Francisco 49ers	69.1
6. Deshaun Watson	Houston Texans	67.3
7. Matt Ryan	Atlanta Falcons	66.2
8. Russell Wilson	Seattle Seahawks	66.1
Lamar Jackson	Baltimore Ravens	66.1
10. Philip Rivers	Los Angeles Chargers	66.0

### Highest passing average in 2019 (yards per attempt; qualifiers only):

Player	Team	Yards/Att.
1. <b>Ryan Tannehill</b>	<b>Tennessee Titans</b>	<b>9.6</b>
2. Matthew Stafford	Detroit Lions	8.6
3. Jimmy Garoppolo	San Francisco 49ers	8.4
4. Patrick Mahomes	Kansas City Chiefs	8.3
5. Dak Prescott	Dallas Cowboys	8.2
Jameis Winston	Tampa Bay Buccaneers	8.2
7. Kirk Cousins	Minnesota Vikings	8.1
8. Russell Wilson	Seattle Seahawks	8.0
9. Derek Carr	Oakland Raiders	7.9
Drew Brees	New Orleans Saints	7.9

### Highest touchdown percentage in 2019 (qualifiers only):

Player	Team	TD Pct.
1. Lamar Jackson	Baltimore Ravens	9.0
2. <b>Ryan Tannehill</b>	<b>Tennessee Titans</b>	<b>7.7</b>
3. Drew Brees	New Orleans Saints	7.1
4. Matthew Stafford	Detroit Lions	6.5
5. Russell Wilson	Seattle Seahawks	6.0
6. Kirk Cousins	Minnesota Vikings	5.9
7. Jimmy Garoppolo	San Francisco 49ers	5.7
8. Patrick Mahomes	Kansas City Chiefs	5.4
9. Jameis Winston	Tampa Bay Buccaneers	5.3
Deshaun Watson	Houston Texans	5.3

## GAMES WITH A 130 PASSER RATING

During the 2019 campaign, **Ryan Tannehill** produced a streak of four consecutive games with a passer rating greater than 130. The run included a 133.9 passer rating against the Kansas City Chiefs (Nov. 10), a 155.8 against the Jacksonville Jaguars (Nov. 24), a 131.2 at the Indianapolis Colts (Dec. 1) and a 140.4 at the Oakland Raiders (Dec. 8).

In franchise history, no quarterback prior to Tannehill had ever produced four consecutive starts with a passer rating of 130 or better (minimum 10 attempts per game). **Marcus Mariota** (2016) was the most recent of six Titans/Oilers signal callers to do so for three games before Tannehill.

### Most consecutive games in a single season with a 130 passer rating, franchise history (minimum 10 attempts each game):

Player	Dates	Games
1. <b>Ryan Tannehill</b>	<b>Nov. 10–Dec. 8, 2019</b>	<b>4</b>
2. Marcus Mariota	Nov. 13–Nov. 27, 2016	3
Ryan Fitzpatrick	Nov. 10–Nov. 24, 2013	3
Steve McNair	Dec. 2–Dec. 16, 2001	3
Warren Moon	Oct. 22–Nov. 5, 1989	3
Dan Pastorini	Nov. 11–Nov. 22, 1979	3
George Blanda	Dec. 3–Dec. 17, 1961	3

Tannehill joined **Russell Wilson** (2015) and **John Hadl** (1973) as the only players in NFL history to register four consecutive games with a minimum of 10 pass attempts and a passer rating of at least 130.

### Most consecutive games in a single season with a 130 passer rating, NFL history (through 2019; minimum 10 attempts each game):

Player	Team	Dates	Games
1. <b>Ryan Tannehill</b>	<b>Tennessee</b>	<b>Nov. 10–Dec. 8, 2019</b>	<b>4</b>
Russell Wilson	Seattle	Nov. 22–Dec. 13, 2015	4
John Hadl	L.A. Rams	Sept. 16–Oct. 7, 1973	4
4. (several tied)			3

Tannehill registered a total of six single-game passer ratings of 130 or greater in only 10 starts during the 2019 regular season. He tied Wilson with the most such performances in 2019 and also tied for the most by any NFL starting quarterback in any season since 1960. Green Bay's **Aaron Rodgers** (2011) and Dallas' **Tony Romo** (2014) are the only other quarterbacks to accomplish the feat.

In franchise history, former Oilers quarterback **Chris Chandler** previously had the most season games with a 130-plus passer rating, with four in 1995.

### Most starts by a quarterback with a passer rating of 130.0 or greater, 1960–2019:

Player	Season	Team	Games
1. <b>Ryan Tannehill</b>	<b>2019</b>	<b>Tennessee Titans</b>	<b>6</b>
Russell Wilson	2019	Seattle Seahawks	6
Tony Romo	2014	Dallas Cowboys	6
Aaron Rodgers	2011	Green Bay Packers	6
5. (seven tied)			5

## MOST TD PASSES IN A POSTSEASON

During the 2019 playoffs, **Ryan Tannehill** completed at least one touchdown pass in all three of the team's games and totaled five touchdown passes. Tannehill tied **Warren Moon's** 1991 franchise record for the most touchdown passes in a single postseason.

### Most touchdown passes in a single postseason, franchise history:

Player	Season	TD Passes
1. <b>Ryan Tannehill</b>	<b>2019</b>	<b>5</b>
Warren Moon	1991	5
3. Marcus Mariota	2017	4
Warren Moon	1992	4
Dan Pastorini	1978	4
6. Steve McNair	2002	3
George Blanda	1960	3

## RYAN TANNEHILL'S GAME-WINNING DRIVES

In his NFL career, quarterback **Ryan Tannehill** has led 26 game-winning drives in the fourth quarter or overtime, including the regular season and postseason. That includes 13 total games with the Titans from 2019 to 2021.

Per the Elias Sports Bureau, a game-winning drive is defined as when a quarterback's team scores on an offensive possession to put the team ahead (whether tied or from behind) for good in the fourth quarter or overtime.

### Ryan Tannehill's game-winning drives:

Date/Opp.	Largest 4th Qtr Deficit/Tie	Score, Start of Drive	Drive Start	Tannehill's Drive Stats (Att-Cmp-Yds, TD, Rushing)	Drive Totals	Drive End	Game-Winning Scoring Play	Final Score
<b>Dolphins Career:</b>								
11/25/12 at Sea	14-21	21-21	1:32	4-3-51, 0 TD, 1 rush for 15 yds	7-65-1:32	0:00	D. Carpenter 43-yard FG	24-21
9/22/13 vs. Atl	20-23	20-23	4:46	12-9-69, 1 TD, 0 rushes	13-75-4:08	0:38	Tannehill 1-yard pass to D. Sims	27-23
12/8/13 at Pit	24-28	24-28	4:31	3-3-25, 1 TD, 0 rushes	4-80-1:38	2:53	Tannehill 12-yard pass to C. Clay	34-28
12/15/13 vs. NE	17-20	17-20	4:07	8-6-66, 1 TD, 0 rushes	9-60-2:52	1:15	Tannehill 14-yard pass to M. Thigpen	24-20
12/1/14 at NYJ	6-13	13-13	5:42	5-4-43, 0 TD, 0 rushes	9-57-3:45	1:57	C. Sturgis 26-yard FG	16-13
11/15/15 at Phi	13-16	13-16	3:09 (3rd Q)	3-3-62, 1 TD, 0 rushes	7-87-3:14	14:55	Tannehill 4-yard pass to J. Landry	20-19
1/3/16 vs. NE	10-10	10-10	9:50	4-4-77, 1 TD, 0 rushes	6-82-2:52	6:58	Tannehill 2-yard pass to J. Cameron	20-10
9/25/16 vs. Cle	24-24	24-24	9:39 (OT)	1-1-32, 0 TD, 0 rushes	3-44-1:13	8:26	J. Ajayi 11-yard run	30-24
10/23/16 vs. Buf	14-17	14-17	7:45	1-1-18, 0 TD, 0 rushes	6-64-3:49	3:56	D. Williams 12-yard run	28-25
11/20/16 at LAR	0-10	7-10	2:11	5-5-53, 1 TD, 0 rushes	7-75-1:35	0:36	Tannehill 9-yard pass to D. Parker	14-10
9/23/18 vs. Oak	14-17	14-17	8:06	0-0-0, 0 TD, 1 rush for 18 yds	2-70-0:48	7:18	A. Wilson end around 52-yard pass to J. Grant	28-20
12/2/18 vs. Buf	14-17	14-17	12:00	3-3-25, 1 TD, 0 rushes	6-75-3:18	8:42	Tannehill 13-yard pass to K. Stills	21-17
12/9/18 vs. NE	28-33	28-33	0:07	1-1-69, 1 TD, 0 rushes	1-69-0:07	0:00	K. Drake 69-yard pass play by R. Tannehill	34-33
<b>Titans Career:</b>								
10/20/19 vs. LAC	10-10	10-10	5:20 (3rd Q)	8-6-76, 1 TD, 1 rush for 2 yds	14-85-7:09	13:11	Tannehill 5-yard pass to T. Sharpe	23-20
10/27/19 vs. TB	20-23	20-23	13:49	11-9-85, 1 TD, 0 rushes	12-90-6:54	6:55	Tannehill 8-yard pass to A. Brown	27-23
11/10/19 vs. KC	20-29	27-32	1:21	3-2-43, 1 TD, 1 rush for 18 yds	4-61-0:58	14:37	Tannehill 23-yard pass to A. Humphries	35-32
9/14/20 at Den	13-14	13-14	3:05	7-5-40, 0 TD, 0 rushes	12-83-2:48	0:17	Gostkowski 25-yard FG	16-14
9/20/20 vs. Jax	30-30	30-30	3:29	4-2-10, 0 TD, 0 rushes	8-29-1:53	1:36	Gostkowski 49-yard FG	33-30
9/27/20 at Min	25-30	28-30	3:42	5-4-34, 0 TD, 0 rushes	9-44-1:58	1:44	Gostkowski 55-yard FG	31-30
10/18/20 vs. Hou	29-36	36-36	10:00 (OT)	2-2-55, 0 TD, 0 rushes	6-82-3:30	6:30	Henry 5-yard run	42-36
11/22/20 at Bal	13-21	24-24	7:58 (OT)	3-3-36, 0 TD, 0 rushes	6-73-2:37	5:21	Henry 29-yard run	30-24
1/3/21 at Hou	31-35	38-38	0:18	1-1-52, 0 TD, 0 rushes	3-56-0:18	0:00	Sloman 37-yard FG	41-38
9/19/21 at Sea	16-30	30-30	7:19 (OT)	0-0-0, 0 TD, 0 rushes	5-21-2:34	4:45	Bullock 36-yard FG	33-30
10/18/21 vs. Buf	24-31	27-31	8:01	5-5-58, 0 TD, 0 rushes	8-70-4:56	3:05	Henry 13-yard run	34-31
10/31/21 at Ind	21-24	31-31	5:48 (OT)	1-2-13, 0 TD, 0 rushes	4-5-1:45	4:03	Bullock 44-yard FG	34-31
12/23/21 vs. SF	17-17	17-17	2:16	2-2-10, 0 TD, 2 rushes for 22 yds	8-49-2:16	0:04	Bullock 44-yard FG	20-17

## GAME-WINNING DRIVES SINCE 2019

From the time **Ryan Tannehill** joined the Titans in 2019 through the end of the 2021 regular season, he directed 13 total game-winning drives. Only Raiders quarterback **Derek Carr** (14) has more in that time period.

In 2021, Tannehill was credited with four game-winning drives: at Seattle (Sept. 19), against Buffalo (Oct. 18), at Indianapolis (Oct. 31) and against San Francisco (Dec. 23).

Per the Elias Sports Bureau, a game-winning drive is defined as when a quarterback's team scores on an offensive possession to put the team ahead (whether tied or from behind) for good in the fourth quarter or overtime.

### Quarterbacks with the most game-winning drives from 2019 to 2021 (regular season):

Player	GW Drives
1. Derek Carr	14
2. <b>Ryan Tannehill</b>	<b>13</b>
3. Ben Roethlisberger	11
4. Tom Brady	9
Matthew Stafford	9
Russell Wilson	9
7. Josh Allen	8
Kirk Cousins	8
Justin Herbert	8
10. (five tied)	7

## BAUGH, MONTANA & TANNEHILL

During the 2019 season, Titans quarterback **Ryan Tannehill** accomplished a statistical feat only reached previously by a pair of Pro Football Hall of Fame quarterbacks.

Tannehill's season statistics included a 70.3 completion percentage and an average of 9.6 yards per passing attempt.

In the history of the NFL, only two previous qualifying passers have enjoyed a season in which they completed at least 70.0 percent of their passes and averaged at least 9.0 yards per attempt: **Sammy Baugh** and **Joe Montana**.

Montana led the San Francisco 49ers to a Super Bowl XXIV title and won the NFL MVP award following a 1989 season in which he completed 70.2 percent of his passes (271 of 386) and averaged 9.1 yards per attempt (3,521 yards).

Baugh directed the Washington Redskins to the NFL Championship game in 1945, while completing 70.3 percent of his passes (128 of 182) and averaging 9.2 yards per attempt (1,669 yards).

### Players in NFL history (through 2019) with a completion rate of at least 70.0 percent and a passing average of at least 9.0 yards per attempt (qualifiers only):

Player	Team	Year	Comp %	Yards/Att
<b>Ryan Tannehill</b>	<b>Tennessee</b>	<b>2019</b>	<b>70.3</b>	<b>9.6</b>
Joe Montana	San Francisco	1989	70.2	9.1
Sammy Baugh	Washington	1945	70.3	9.2



## MORE TITANS QUARTERBACKS

### 7 - QB MALIK WILLIS

6-1, 219, Rookie, Liberty

➤ Malik Willis was selected by the Titans in the third round (86th overall) of the 2022 NFL Draft.

➤ He was the third quarterback drafted in 2022 after the Titans traded up four spots in the third round to select him.

➤ Willis spent three total years at Liberty, including a 2019 redshirt campaign, after transferring from Auburn. In four total seasons, he registered 38 games played with 23 starts, completing 388 of 618 passes for 5,186 yards and 48 touchdowns with 18 interceptions. He also rushed for 2,131 yards and 29 touchdowns on 366 career rushing attempts.

➤ During his two seasons as Liberty's starting signal caller, he directed the Flames to a 17-6 record in 23 starts, including two bowl victories. During those two seasons he led the FBS with 74 total passing (47) and rushing (27) touchdowns.

➤ In his final season at Liberty in 2021, Willis led the Flames to an 8-5 record and a bowl win. He completed 207 of 339 passes for 2,857 yards and 27 touchdowns to go along with 197 rushing attempts for 878 yards and 13 touchdowns.

➤ Willis was named the 2021 Bobby Bowden Trophy winner. The award is presented annually to "a college football player who epitomizes a student-athlete of faith and conducts himself as an exemplary model in the classroom, on the field, on the campus and in the community."

➤ As a junior in 2020, he started all 10 games in which he played in his first season as Liberty's quarterback after sitting out 2019 due to transfer rules. He won each of his first seven career starts and completed 170 of 265 passes for 2,260 yards, 20 touchdowns and six interceptions during the season. He added 141 rushing attempts for 944 yards and 14 touchdowns, leading all FBS quarterbacks in rushing yards and touchdowns.

➤ He is a native of Atlanta, Ga.




## TITANS RUNNING BACKS

No.	Name	Ht	Wt	Exp	College
44	Carter, Tory (FB)	6-0	229	2	Louisiana State
36	Chestnut, Julius	5-11	228	R	Sacred Heart
25	Haskins, Hassan	6-2	228	R	Michigan
22	Henry, Derrick	6-3	247	7	Alabama
40	Hilliard, Dontrell	5-11	202	5	Tulane

### #22 • RB DERRICK HENRY

6-3, 247, 7th Year, Alabama

[Click for complete bio](#)



Running back **Derrick Henry** is in his seventh NFL season in 2022. He was selected by the Titans with the 45th overall pick in the second round of the 2016 NFL Draft.

From his rookie season through 2021, Henry ranked second in the NFL with 6,797 rushing yards, trailing only Dallas Cowboys running back **Ezekiel Elliott** (7,386). Henry's 65 rushing touchdowns led the league over the same period. In franchise history, Henry finished 2021 ranked fourth in career rushing yards behind **Eddie George** (10,009), **Earl Campbell** (8,574) and **Chris Johnson** (7,965), and his rushing touchdowns were second behind only Campbell (73).

In 2021, Henry's season was affected by a foot injury that caused him to be placed on injured reserve for the final nine games of the regular season. Prior to the injury, he was leading the NFL with 937 rushing yards and 10 rushing touchdowns, numbers that still ranked ninth and tied for sixth, respectively, at the conclusion of the regular season. He returned to start in the team's divisional playoff contest and rushed for 62 yards and one score.

Henry was honored in 2021 with his first career nomination for the NFL's Walter Payton Man of the Year Award.

In 2020, Henry was named the Associated Press NFL Offensive Player of the Year after an historic campaign in which he totaled 378 rushing attempts for 2,027 yards and 17 touchdowns. His rushing yardage total established a new franchise record and led the NFL. As the eighth player in NFL annals to hit the 2,000-yard mark, his 2,027 yards finished fifth on the all-time single-season rushing charts. He was recognized with his second consecutive Pro Bowl, named first-team Associated Press All-Pro, and won the FedEx Ground Player of the Year Award for the second consecutive year.

Henry was a first-time team captain in 2020. He started all 16 regular season games for the first time and became the first player since **LaDainian Tomlinson** (2006-07) to lead the NFL in rushing yards in consecutive years. He was the first player in more than 50 years to lead the league in rushing yards, attempts and rushing touchdowns in consecutive seasons and the fifth player ever to do so. The most recent prior to him was Cleveland's **Leroy Kelly** from 1967 to 1968.

Henry's 17 rushing touchdowns in 2020 set a career high and finished as the second-best total in franchise history behind Campbell's 19 rushing touchdowns in 1979.

In 2019, Henry was named to his first Pro Bowl and added second-team Associated Press All-Pro honors after leading the NFL in rushing. In 15 games, he totaled 1,540 yards on 303 carries (5.1 avg.), joining **Billy Cannon** (AFL, 1961), Campbell (1978-80) and Johnson (2009) as the only running backs in franchise history to lead their respective leagues in rushing. At the time, Henry's single-season total ranked fourth in franchise annals behind Johnson's 2009 total (2,006) and Campbell's 1979 (1,697) and 1980 (1,934) performances.

With 16 rushing touchdowns in 2019, Henry tied for the NFL lead (**Aaron Jones**). Adding his two receiving touchdowns, his 18 total touchdowns were third in the NFL and tied for second in franchise annals (19 by Campbell in 1979; 18 by **Bill Groman** in 1961).

Henry's performance late in the 2019 season was instrumental in the

team's run to the AFC championship game. Over the final six games of the regular season plus three playoff appearances, Henry registered seven 100-yard games. During a three-game stretch (Dec. 29 at Houston, Jan. 4 at New England and Jan. 11 at Baltimore), he became the first player in NFL history to rush for at least 180 yards in three consecutive regular season and/or postseason games.

Henry authored his first career 1,000-yard season in 2018 and the 28th 1,000-yard rushing season in franchise history, totaling 1,059 yards and 12 touchdowns on 215 carries—all then-career highs.

His 2018 rushing yardage ranked second in the AFC to **Joe Mixon's** 1,168 yards, and he finished seventh in the NFL. Henry's 12 rushing touchdowns tied **James Connor** for third place in the NFL behind **Todd Gurley** (17) and **Alvin Kamara** (14).

Henry was named AFC Offensive Player of the Month for December 2018. His 625 rushing yards in the month were the most by any NFL player in any month during the season.

Against the Jacksonville Jaguars on Dec. 6, 2018, Henry recorded one of the greatest single games in franchise history in front of a national television audience. He broke Johnson's single-game franchise record (228) with 238 rushing yards, including a 99-yard touchdown run—one of his four touchdowns in the contest. He joined **Tony Dorsett** as the only two players in NFL history to rush for a 99-yard score.

In 2017, Henry shared time in the Titans backfield with **DeMarco Murray**. Henry led the team with 744 rushing yards on 176 carries, and he added 11 receptions for 136 yards and a touchdown. His five rushing touchdowns tied for second on the club.

As a rookie in 2016, Henry played in 15 games with one start, splitting reps in the backfield with Murray. He carried the ball 110 times for 490 yards and five touchdowns and added 137 yards on 13 receptions. Henry became the third rookie for the franchise in the "Titans era" to score at least five touchdowns in a season, joining **Vince Young** (seven rushing touchdowns in 2006) and Johnson (nine rushing and one receiving in 2008).

The Heisman Trophy winner played three seasons (2013–2015) at the University of Alabama, where he set numerous school and SEC records while helping his team win a National Championship in 2015. He played in 39 games and totaled 602 carries for 3,591 yards and 42 rushing touchdowns and added 285 yards on 17 career receptions with three receiving scores. During Alabama's victory over Clemson in the 2016 College Football Playoff National Championship, he broke **Shaun Alexander's** record for most career rushing yards in Alabama history.

In his final collegiate season, Henry rushed for an Alabama and Southeastern Conference record 2,219 yards, which led the nation and ranked fifth in FBS history. He recorded 100-yard rushing games 10 times and had four 200-yard games during the season. His 28 rushing touchdowns were a national best and an SEC record, snapping **Tim Tebow** and **Tre Mason's** old mark of 23. In addition to the Heisman, he also won the Doak Walker Award, Walter Camp Award and Maxwell Award, among a multitude of other honors.

Henry is a native of Yulee, Fla.



**Henry's 2022 Preseason Statistics:**

Year	GP	GS	Att	Yds	Avg	Lg	TD	Rec	Yds	Avg	Lg	TD
2022	0	0	0	0	-	-	0	0	0	-	-	0

**Henry's Career Regular Season Statistics:**

Year	GP	GS	Att	Yds	Avg	Lg	TD	Rec	Yds	Avg	Lg	TD
2016	15	2	110	490	4.5	22	5	13	137	10.5	29	0
2017	16	2	176	744	4.2	75t	5	11	136	12.4	66t	1
2018	16	12	215	1,059	4.9	99t	12	15	99	6.6	21	0
2019	15	15	303	1,540	5.1	74t	16	18	206	11.4	75t	2
2020	16	16	378	2,027	5.4	94t	17	19	114	6.0	53	0
2021	8	8	219	937	4.3	76t	10	18	154	8.6	16	0
2022	0	0	0	0	-	-	0	0	0	-	-	0
<b>Totals</b>	<b>86</b>	<b>55</b>	<b>1,401</b>	<b>6,797</b>	<b>4.9</b>	<b>99t</b>	<b>65</b>	<b>94</b>	<b>846</b>	<b>9.0</b>	<b>75t</b>	<b>3</b>

**Henry's Career Postseason Statistics:**

Year	GP	GS	Att	Yds	Avg	Lg	TD	Rec	Yds	Avg	Lg	TD
2017	2	2	35	184	5.3	35t	1	5	56	11.2	29	0
2019	3	3	83	446	5.4	66	2	5	21	4.2	22	0
2020	1	1	18	40	2.2	8	0	3	11	3.7	7	0
2021	1	1	20	62	3.1	9	1	0	0	-	-	0
<b>Totals</b>	<b>7</b>	<b>7</b>	<b>156</b>	<b>732</b>	<b>4.7</b>	<b>66</b>	<b>4</b>	<b>13</b>	<b>88</b>	<b>6.8</b>	<b>29</b>	<b>0</b>

**Henry's Regular Season Single-Game Highs:**

- Rushing Attempts** - 35 at Seattle (9/19/21)
- Rushing Yards** - 250 at Houston (1/3/21)
- Long Rush** - 99t vs. Jacksonville (12/6/18)
- Rushing Touchdowns** - 4 vs. Jacksonville (12/6/18)
- Receptions** - 6 at Seattle (9/19/21)
- Receiving Yards** - 75 at Cleveland (9/8/19)
- Long Reception** - 75t at Cleveland (9/8/19)
- Receiving Touchdowns** - 1 (Three times, last at Carolina, 11/3/19)

**Henry's Playoff Single-Game Highs:**

- Rushing Attempts** - 34 at New England (1/4/20)
- Rushing Yards** - 195 at Baltimore (1/11/20)
- Long Rush** - 66 at Baltimore (1/11/20)
- Rushing Touchdowns** - 1 (Four times, last vs. Cincinnati, 1/22/22)
- Receptions** - 3 (Twice, last vs. Baltimore, 1/10/21)
- Receiving Yards** - 35 at Kansas City (1/6/18)
- Long Reception** - 29 at Kansas City (1/6/18)
- Receiving Touchdowns** - (none)

**LEADERS SINCE HENRY'S ROOKIE YEAR**

From the time he entered the NFL as a second-round draft pick in 2016 through the 2021 campaign, **Derrick Henry** ranked second in the NFL in rushing yards. He trailed only Dallas Cowboys running back **Ezekiel Elliott** in that time period, despite not being the Titans' regular starter until 2018.

**NFL rushing yards leaders since 2016:**

Player	Rushing Yards
1. Ezekiel Elliott	7,386
2. <b>Derrick Henry</b>	<b>6,797</b>
3. Melvin Gordon	5,503
4. Todd Gurley	4,976
5. Dalvin Cook	4,820
6. Nick Chubb	4,816
7. Mark Ingram	4,683
8. Joe Mixon	4,564
9. Jordan Howard	4,361
10. Alvin Kamara	4,238



During his first six NFL seasons, Henry compiled 65 rushing touchdowns. He led the NFL from 2016 to 2021, reaching the end zone eight more times than the next-closest rusher on the list, **Todd Gurley** (57).

#### NFL rushing touchdown leaders since 2016:

Player	Rushing Yards
1. <b>Derrick Henry</b>	<b>65</b>
2. Todd Gurley	57
3. Ezekiel Elliott	56
4. Melvin Gordon	53
5. Alvin Kamara	47
6. Aaron Jones	41
7. Latavius Murray	41
8. Dalvin Cook	39
9. Mark Ingram	38
10. James Conner	37
Jordan Howard	37

### RUSHING YARDS SINCE WEEK 14 OF 2018

Since Dec. 6, 2018, when **Derrick Henry** set a then-franchise record with 238 rushing yards in a game against Jacksonville, he has been the NFL's rushing leader. He has over 900 yards more than any other player since that time.

#### NFL rushing yards leaders since Week 14 of 2018:

Player	Rushing Yards
1. <b>Derrick Henry</b>	<b>5,089</b>
2. Dalvin Cook	4,154
3. Nick Chubb	4,122
4. Ezekiel Elliott	3,623
5. Lamar Jackson	3,269
6. Joe Mixon	3,183
7. Josh Jacobs	3,087
8. Aaron Jones	3,073
9. Jonathan Taylor	2,980
10. David Montgomery	2,808

### FRANCHISE ALL-TIME LEADERS

On Sept. 27, 2020, Titans running back **Derrick Henry** passed **Lorenzo White** (4,079 career rushing yards) for fourth place on the franchise's all-time rushing list. Henry trails only **Eddie George** (10,009), **Earl Campbell** (8,574) and **Chris Johnson** (7,965) on the list.

#### Franchise all-time rushing leaders:

Player	Seasons	Rushing Yards
1. Eddie George	1996–2003	10,009
2. Earl Campbell	1978–1984	8,574
3. Chris Johnson	2008–2013	7,965
4. <b>Derrick Henry</b>	<b>2016–2021</b>	<b>6,797</b>
5. Lorenzo White	1988–1994	4,079
6. Hoyle Granger	1966–1970, 1972	3,514
7. Steve McNair (QB)	1995–2005	3,439
8. Mike Rozier	1985–1990	3,426
9. Charles Tolar	1960–1966	3,277
10. Ronnie Coleman	1974–1981	2,769

On Oct. 19, 2021, Henry passed George (64 career rushing touchdowns) for the second-highest total of rushing touchdowns in franchise history. Only Campbell (73) has more with the franchise than Henry.

#### Most career rushing touchdowns in franchise history:

Player	Seasons	Rushing TDs
1. Earl Campbell	1978–1984	73
2. <b>Derrick Henry</b>	<b>2016–2021</b>	<b>65</b>
3. Eddie George	1996–2003	64
4. Chris Johnson	2008–2013	50
5. Steve McNair	1995–2005	36
6. Lorenzo White	1988–1994	29
7. Mike Rozier	1985–1990	27
8. LenDale White	2006–2009	24
9. (three tied)		21

Henry ranks third in franchise history in total touchdowns. George ranks first with 74 (64 rushing, 10 receiving), followed by Campbell with 73 (73 rushing) and then Henry.

#### Most total touchdowns in franchise history:

Player	Seasons	Rush TDs	Rec TDs	Ret TDs	Total TDs
1. Eddie George	1996–2003	64	10	0	74
2. Earl Campbell	1978–1984	73	0	0	73
3. <b>Derrick Henry</b>	<b>2016–2021</b>	<b>65</b>	<b>3</b>	<b>0</b>	<b>68</b>
4. Chris Johnson	2008–2013	50	8	0	58
5. Charlie Hennigan	1960–1966	0	51	0	51
6. Ken Burrough	1971–1981	1	47	0	48
7. Ernest Givins	1986–1994	1	46	1	48
8. Drew Hill	1985–1991	0	47	0	47
9. Haywood Jeffries	1987–1995	0	47	0	47
10. Derrick Mason	1997–2004	0	37	3	40

### 2021 NFL RUSHING LEADERS

Despite having not played from Week 9 to Week 18 due to injury, Titans running back **Derrick Henry** ranked ninth in the NFL in rushing in 2021 after taking the league's rushing crown for the 2019 and 2020 seasons.

Henry also tied for sixth place in the NFL in 2021 with 10 rushing touchdowns.

#### NFL rushing leaders in 2021:

Player	Team	Games	Rushing Yards
1. Jonathan Taylor	Indianapolis Colts	17	1,811
2. Nick Chubb	Cleveland Browns	14	1,259
3. Joe Mixon	Cincinnati Bengals	16	1,205
4. Najee Harris	Pittsburgh Steelers	17	1,200
5. Dalvin Cook	Minnesota Vikings	13	1,159
6. Antonio Gibson	Washington Football Team	16	1,037
7. Ezekiel Elliott	Dallas Cowboys	17	1,002
8. Elijah Mitchell	San Francisco 49ers	11	963
9. <b>Derrick Henry</b>	<b>Tennessee Titans</b>	<b>8</b>	<b>937</b>
10. Damien Harris	New England Patriots	15	929

### 65+ YARD SCRIMMAGE TOUCHDOWNS

Since the beginning of the 2017 campaign, **Derrick Henry** has scored nine total touchdowns—seven rushing and two receiving—that went for 65 yards or more. He leads the NFL in that time period.

#### Most scrimmage touchdowns of 65-plus yards, 2017-21:

Player	65+ Yard Scrimmage Touchdowns
1. <b>Derrick Henry</b>	<b>9</b>
2. Tyreek Hill	7
3. A.J. Brown	4
Robby Anderson	4
Saquon Barkley	4
Ja'Marr Chase	4
Kenyan Drake	4
JuJu Smith-Schuster	4
Marquez Valdes-Scantling	4
10. (several tied)	3

#### Derrick Henry's career scrimmage touchdowns of 65-plus yards:

Date	Opponent	Rush/Rec	Yards
Dec. 6, 2018	Jacksonville	Rushing	99
Oct. 18, 2020	Houston	Rushing	94
Oct. 18, 2021	Buffalo	Rushing	76
Sept. 9, 2019	at Cleveland	Receiving	75
Dec. 3, 2017	Houston	Rushing	75
Nov. 24, 2019	Jacksonville	Rushing	74
Oct. 16, 2017	Indianapolis	Rushing	72
Nov. 10, 2019	Kansas City	Rushing	68
Dec. 31, 2017	Jacksonville	Receiving	66

## RUSHING TDS OF 50+ YARDS

Since he entered the NFL as a second-round draft pick in 2016, **Derrick Henry** has had a league-high 11 touchdown runs of at least 50 yards.

**Chris Johnson** (11) and **DeMarco Murray** (two) are the only other Tennessee players in the "Titans era" (1999–present) with more than one total rushing touchdown of at least 50 yards.

Most rushing touchdowns of 50 yards or more from 2016–2021:

Player	Rushing TDs
1. <b>Derrick Henry</b>	11
2. Saquon Barkley	6
3. Nick Chubb	5
4. Kenyan Drake	4
5. Isaiah Crowell	3
Aaron Jones	3
Christian McCaffrey	3
Miles Sanders	3
Jonathan Taylor	3
10. (several tied)	2

## RUSHING IN THE FOURTH QUARTER

Since 2017, running back **Derrick Henry** has accumulated more rushing yards in the fourth quarter than any other NFL running back, including a league-high 523 fourth-quarter rushing yards in 2020.

Most fourth-quarter rushing yards from 2017–2021:

Player	Att	Yds	Avg	TD
1. <b>Derrick Henry</b>	337	1,813	5.4	16
2. Nick Chubb	214	1,336	6.2	11
3. Ezekiel Elliott	284	1,258	4.4	11
4. Kareem Hunt	267	1,207	4.5	12
5. Melvin Gordon	243	1,102	4.5	8
6. Todd Gurley	240	1,014	4.2	12
7. Alvin Kamara	239	1,012	4.2	12
8. Dalvin Cook	217	1,011	4.7	10
9. Joe Mixon	243	997	4.1	12
10. Kenyan Drake	199	949	4.8	10



## HENRY'S CAREER 100-YARD RUSHING GAMES

Date	Opp	W/L	No.	Yds.	Avg.	Lg	TD
1/3/21	at Houston	W	34	250	7.4	52t	2
12/6/18	Jacksonville	W	17	238	14.0	99t	4
12/13/20	at Jacksonville	W	26	215	8.3	47	2
10/18/20	Houston	W	22	212	9.6	94t	2
12/29/19	at Houston	W	32	211	6.6	53t	3
1/11/20	at Baltimore*	W	30	195	6.5	66	0
11/10/19	Kansas City	W	23	188	8.2	68t	2
9/19/21	at Seattle	W	35	182	5.2	60t	3
1/4/20	at New England*	W	34	182	5.4	29	1
11/29/20	at Indianapolis	W	27	178	6.6	31	3
12/16/18	at N.Y. Giants	W	33	170	5.2	22	2
11/24/19	Jacksonville	W	19	159	8.4	74t	2
10/3/21	at N.Y. Jets	L	33	157	4.8	22	1
1/6/18	at Kansas City*	W	23	156	6.8	35t	1
12/1/19	at Indianapolis	W	26	149	5.7	34	1
12/20/20	Detroit	W	24	147	6.1	33	1
10/18/21	Buffalo	W	20	143	7.2	76t	3
11/22/20	at Baltimore	W	28	133	4.8	29t	1
10/16/17	Indianapolis	W	19	131	6.9	72t	1
10/10/21	at Jacksonville	W	29	130	4.5	15	3
9/27/20	at Minnesota	W	26	119	4.6	16	2
9/14/20	at Denver	W	31	116	3.7	13	0
9/26/21	Indianapolis	W	28	113	4.0	19	0
11/1/20	at Cincinnati	L	18	112	6.2	21	1
12/3/17	Houston	W	11	109	9.9	75t	1
11/12/20	Indianapolis	L	19	103	5.4	20	0
12/8/19	at Oakland	W	18	103	5.7	24	2
9/29/19	at Atlanta	W	27	100	3.7	16	0

\* Playoffs

## ACTIVE RUSHING AVERAGE LEADERS BY RBS

Among all active NFL running backs at the end of the 2021 campaign, Henry ranked third in career rushing average.

Best career rushing average among all active NFL running backs (through 2021; minimum 750 career attempts):

Player	Rushing Average
1. Nick Chubb	5.30
2. Aaron Jones	5.06
3. <b>Derrick Henry</b>	4.85
4. Dalvin Cook	4.73
5. Alvin Kamara	4.65
6. Kareem Hunt	4.61
7. Christian McCaffrey	4.59
8. Chris Carson	4.55
9. Mark Ingram	4.49
10. Ezekiel Elliott	4.48

## SINGLE-GAME FRANCHISE RUSHING

On Jan. 3, 2021, **Derrick Henry** rushed for 250 yards to break his own franchise single-game record. He now owns five of the top eight single-game rushing totals in team annals.

Most rushing yards in a game, franchise history:

Player	Date	Opponent	Rushing Yards
1. <b>Derrick Henry</b>	1/3/21	at Houston	250
2. <b>Derrick Henry</b>	12/6/18	Jacksonville	238
3. Chris Johnson	11/1/09	Jacksonville	228
4. Eddie George	8/31/97	Oakland	216
Billy Cannon	12/10/61	at New York	216
6. <b>Derrick Henry</b>	12/13/20	at Jacksonville	215
7. <b>Derrick Henry</b>	10/18/20	Houston	212
8. <b>Derrick Henry</b>	12/29/19	at Houston	211
9. Earl Campbell	11/16/80	at Chicago	203
Earl Campbell	10/19/80	Tampa Bay	203



## SINGLE-SEASON FRANCHISE RUSHING

**Derrick Henry** recorded the top rushing season in franchise history with 2,027 rushing yards in 2020. He now owns two of the top five rushing seasons in franchise annals.

In 2019, Henry led the NFL with 1,540 yards, which at the time ranked fourth for a single Titans/Oilers season.

### Most rushing yards in a season, franchise history:

Player	Season	Att	Yds	Avg	Long	TD
1. <b>Derrick Henry</b>	<b>2020</b>	<b>378</b>	<b>2,027</b>	<b>5.4</b>	<b>94t</b>	<b>17</b>
2. Chris Johnson	2009	358	2,006	5.6	91	14
3. Earl Campbell	1980	373	1,934	5.2	55	13
4. Earl Campbell	1979	368	1,697	4.6	61	19
5. <b>Derrick Henry</b>	<b>2019</b>	<b>303</b>	<b>1,540</b>	<b>5.1</b>	<b>74</b>	<b>16</b>
6. Eddie George	2000	403	1,509	3.7	35	14
7. Earl Campbell	1978	302	1,450	4.8	81	13
8. Eddie George	1997	357	1,399	3.9	30	6
9. Earl Campbell	1981	361	1,376	3.8	43	10
10. Eddie George	1996	335	1,368	4.1	76	8

## SINGLE-SEASON RUSHING TDS, TEAM HISTORY

**Derrick Henry's** 17 rushing touchdowns in 2020 gave him the second-highest single-season total in team history. Only **Earl Campbell**—with 19 rushing touchdowns in 1979—had more.

### Most rushing touchdowns in a season, franchise history:

Player	Season	Rushing TDs
1. Earl Campbell	1979	19
2. <b>Derrick Henry</b>	<b>2020</b>	<b>17</b>
3. <b>Derrick Henry</b>	<b>2019</b>	<b>16</b>
4. LenDale White	2008	15
5. Eddie George	2000	14
Chris Johnson	2009	14
7. Earl Campbell	1978	13
Earl Campbell	1980	13
9. <b>Derrick Henry</b>	<b>2018</b>	<b>12</b>
Earl Campbell	1983	12
Eddie George	2002	12

## 1,000 RUSH YARDS/12 TOUCHDOWNS

Titans running back **Derrick Henry** rushed for 2,027 yards and 17 touchdowns in 2020. The performance came after he produced 1,059 rushing yards and 12 rushing touchdowns in 2018, followed by 1,540 rushing yards and 16 rushing touchdowns in 2019.

Henry became the first NFL player since **LaDainian Tomlinson** (2002-07) and the ninth player in NFL history to record at least three consecutive seasons in which he rushed for at least 1,000 yards and 12 touchdowns.

### Players in NFL history with 1,000 rushing yards and 12 rushing touchdowns in three consecutive seasons:

Player	Team	Seasons	Total
<b>Derrick Henry</b>	<b>Tennessee</b>	<b>2018–2020</b>	<b>3</b>
LaDainian Tomlinson	San Diego	2002–2007	6
Rudi Johnson	Cincinnati	2004–2006	3
Shaun Alexander	Seattle	2001–2005	5
Terrell Davis	Denver	1996–1998	3
Emmitt Smith	Dallas	1994–1996	3
Barry Sanders	Detroit	1989–1991	3
Eric Dickerson	L.A. Rams	1983–1985	3
Earl Campbell	Houston	1978–1980	3

## 2020 NFL RUSHING LEADERS

Titans running back **Derrick Henry** won the NFL's 2020 rushing title with 2,027 yards in 2020, outdistancing the next-closest competitor by 470 yards (1,557 by **Dalvin Cook**).

Henry became the first player to lead the NFL in rushing in consecutive seasons since **LaDainian Tomlinson** in 2006 and 2007. Since the 1970 AFL-NFL merger, Henry is the eighth different player to lead the league in rushing in back-to-back seasons. The list includes Tomlinson, **O.J. Simpson** (1972-73, 1975-76), **Earl Campbell** (1978-80), **Eric Dickerson** (1983-84), **Emmitt Smith** (1991-93), **Barry Sanders** (1996-97) and **Edgerrin James** (1999–2000).

### NFL rushing yardage leaders in 2020:

Player	Team	Rushing Yards
1. <b>Derrick Henry</b>	<b>Tennessee Titans</b>	<b>2,027</b>
2. Dalvin Cook	Minnesota Vikings	1,557
3. Jonathan Taylor	Indianapolis Colts	1,169
4. Aaron Jones	Green Bay Packers	1,104
5. James Robinson	Jacksonville Jaguars	1,070
6. David Montgomery	Chicago Bears	1,070
7. Nick Chubb	Cleveland Browns	1,067
8. Josh Jacobs	Las Vegas Raiders	1,065
9. Lamar Jackson	Baltimore Ravens	1,005
10. Melvin Gordon	Denver Broncos	986

Henry also led the NFL with 17 rushing touchdowns in 2020. The total was tied for the second most in the NFL in a 10-year span (2011-20). In that time, only **LeGarrette Blount** (18 in 2016) had more than Henry, **Todd Gurley** (17 in 2018) and **LeSean McCoy** (17 in 2011).

### NFL rushing touchdown leaders in 2020:

Player	Team	Rushing TDs
1. <b>Derrick Henry</b>	<b>Tennessee Titans</b>	<b>17</b>
2. Alvin Kamara	New Orleans Saints	16
Dalvin Cook	Minnesota Vikings	16
4. Josh Jacobs	Las Vegas Raiders	12
Cam Newton	New England Patriots	12
Nick Chubb	Cleveland Browns	12
7. Jonathan Taylor	Indianapolis Colts	11
Antonio Gibson	Washington Football Team	11
Kyler Murray	Arizona Cardinals	11
10. Kenyan Drake	Arizona Cardinals	10

## THE 2,000-YARD CLUB

**Derrick Henry** was the eighth player in NFL history to reach the 2,000-yard rushing mark in a season. His 2,027 yards rank fifth all-time.

### All-time NFL single-season rushing leaders:

Player	Team	Season	Rushing Yards
1. Eric Dickerson	Los Angeles Rams	1984	2,105
2. Adrian Peterson	Minnesota Vikings	2012	2,097
3. Jamal Lewis	Baltimore Ravens	2003	2,066
4. Barry Sanders	Detroit Lions	1997	2,053
5. <b>Derrick Henry</b>	<b>Tennessee Titans</b>	<b>2020</b>	<b>2,027</b>
6. Terrell Davis	Denver Broncos	1998	2,008
7. Chris Johnson	Tennessee Titans	2009	2,006
8. O.J. Simpson	Buffalo Bills	1973	2,003



## DERRICK HENRY IN 2020

- Led the NFL and set a franchise record with 2,027 rushing yards in 2020, becoming the eighth player in league annals to rush for at least 2,000 yards in a season. His 2,027 rushing yards gave him the fifth-highest total in NFL history behind **Eric Dickerson's** 2,105 (1984), **Adrian Peterson's** 2,097 (2012), **Jamal Lewis's** 2,066 (2003) and **Barry Sanders' 2,053** (1997). Henry broke **Chris Johnson's** franchise mark of 2,006 rushing yards in 2009.
- Named the Associated Press NFL Offensive Player of the Year and was named to his second consecutive Pro Bowl. He won his second consecutive FedEx Ground Player of the Year Award and added first-team AP All-Pro honors. Additionally, he earned first-team All-Pro honors from Pro Football Focus, Pro Football Writers of America and Sporting News and was the 101 Awards AFC Offensive Player of the Year.
- Became the first player since **LaDainian Tomlinson** (2006-07) to lead the NFL in rushing yards in consecutive seasons. Henry previously led the league in 2019 with 1,540 rushing yards.
- Became the fifth all-time NFL player to lead the NFL in rushing yards, attempts and rushing touchdowns in consecutive seasons. It is a feat that had not been attained since Cleveland's **Leroy Kelly** did it from 1967 to 1968. The only other players to achieve it are **Jim Brown** (1958-59), **Steve Van Buren** (1947-49) and **Bill Paschal** (1943-44).
- Established a single-game franchise record with 250 rushing yards on Jan. 3 at Houston. He broke his own club record of 238 rushing yards, established against the Jacksonville Jaguars on Dec. 6, 2018. Henry's 250 rushing yards tied for the 13th-best single-game total in the NFL since 1948.
- Became the first player in NFL history with five career games with at least 200 rushing yards and two rushing touchdowns.
- Became the fourth player in NFL history with at least five career 200-yard rushing games, joining **O.J. Simpson** (six), **Adrian Peterson** (six) and **Tiki Barber** (five).
- Set a career high with 17 rushing touchdowns in 2020, finishing with the second-best total in franchise history behind **Earl Campbell's** 19 rushing touchdowns in 1979.
- Finished the 2020 season with 1,221 rushing yards in road games, the most by any NFL running back since 1948. The previous high was held by **Eric Dickerson**, who had 1,087 rushing yards in road games for the Los Angeles Rams in 1984.
- Dating back to 2019, he had a streak of nine consecutive road games with at least 100 rushing yards, passing **Chris Johnson** (eight games from 2009-10) for the second-longest such streak in NFL history behind only Barry Sanders' 10-game road streak from 1996-97.
- Became the fifth player in NFL history with three 200-yard rushing games in a season, joining **Earl Campbell** (four in 1980), **O.J. Simpson** (1973), **Tiki Barber** (2005) and **Jay Ajayi** (2016).
- Became the first NFL player since **LaDainian Tomlinson** (2002-07) and the ninth player in NFL history to record at least three consecutive seasons in which he rushed for at least 1,000 yards and 12 touchdowns.
- Finished the season with 2,141 scrimmage yards (2,027 rushing and 114 receiving), which ranks second in franchise history behind **Chris Johnson's** 2,509 scrimmage yards in 2009.
- Registered 10 games in 2020 with at least 100 rushing yards to tie **Earl Campbell** (1980) for the third-most in franchise history. Only Campbell in 1979 (11) and **Chris Johnson** in 2009 (12) had more 100-yard rushing games in a Titans/Oilers season than Henry. Henry's 10 100-yard games in 2020 were the most in the NFL since Dallas running back **DeMarco Murray** had 12 in 2014.
- Became the NFL's first player to rush for at least 175 and two touchdowns four times in a season.
- Joined **Terrell Davis** (1997-98), **Shaun Alexander** (2004-05) and **Larry Johnson** (2005-06) as the only players in NFL history to rush for 1,500 yards and 15 touchdowns in two consecutive seasons.
- Established a streak of 20 consecutive games in the regular season and playoffs with at least 18 rushing attempts, the second-longest streak of its kind in the NFL since 1948. The only player with more consecutive 18-carry games in the regular season and postseason



was **Emmitt Smith**, whose streak was 23 games with the Dallas Cowboys from 1995 to 1996.

- Became the first player in NFL history to produce more than one overtime touchdown run in a season. He joined **LaDainian Tomlinson** as the NFL's only players with multiple career touchdown runs in overtime. Tomlinson had three during his career.
- Joined **Bo Jackson, Ahman Green, Chris Johnson** and **Lamar Miller** as the only NFL players to record two career rushing touchdowns of at least 90 yards. Henry joined Miller (two 97-yard touchdown runs) as the only players to ever record multiple touchdown runs of at least 94 yards.

## 300 CARRIES/15 TOUCHDOWNS/5.0 AVG

**Derrick Henry** won the NFL's rushing title with 303 carries for 1,540 yards and 16 touchdowns in 2019. He followed in 2020 with 378 carries for 2,027 yards and 17 touchdowns.

He became the first player in NFL history to produce multiple seasons with a minimum of 300 rushing attempts, a rushing average of at least 5.0 yards per carry and a minimum of 15 rushing touchdowns.

The only other players to do so once in their careers are **O.J. Simpson** (1975), **Terrell Davis** (1998), **Priest Holmes** (2002), **Ahman Green** (2003), **Larry Johnson** (2005), **Shaun Alexander** (2005), **LaDainian Tomlinson** (2016), **Ezekiel Elliott** (2016) and **Dalvin Cook** (2020).

**Individual seasons in NFL history with a minimum of 300 rushing attempts, 15 rushing touchdowns and a 5.0 rushing average in a single season:**

Player	Team	Season	Att	Yards	Avg	TD
<b>Derrick Henry</b>	Tennessee	2020	378	2,027	5.4	17
Dalvin Cook	Minnesota	2020	312	1,557	5.0	16
<b>Derrick Henry</b>	Tennessee	2019	303	1,540	5.1	16
Ezekiel Elliott	Dallas	2016	322	1,631	5.1	15
LaDainian Tomlinson	San Diego	2006	348	1,815	5.2	28
Shaun Alexander	Seattle	2005	370	1,880	5.1	27
Larry Johnson	Kansas City	2005	336	1,750	5.2	20
Ahman Green	Green Bay	2003	355	1,883	5.3	15
Priest Holmes	Kansas City	2002	313	1,615	5.2	21
Terrell Davis	Denver	1998	392	2,008	5.1	21
O.J. Simpson	Buffalo	1975	329	1,817	5.5	16



## CONSECUTIVE 100-YARD ROAD GAMES

Titans running back **Derrick Henry** recorded 149 rushing yards at Indianapolis on Dec. 1, 2019. Over the course of the next year, he registered at least 100 rushing yards in eight more consecutive regular season road games, increasing his streak to nine games before it ended with a 98-yard effort at Green Bay on Dec. 27, 2020.

In NFL history, Henry's streak is the second-longest continuous stretch of its kind. Detroit's **Barry Sanders** had 10 road games in a row with 100-plus yards from 1996 to 1997.

**Most consecutive road games with at least 100 rushing yards in NFL history:**

Player	Team	Dates	Games
1. Barry Sanders	Detroit	11/24/1996–12/14/1997	10
2. <b>Derrick Henry</b>	<b>Tennessee</b>	<b>12/1/2019–12/13/2020</b>	<b>9</b>
3. Chris Johnson	Tennessee	10/18/2009–10/18/2010	8
4. Marcus Allen	L.A. Raiders	11/3/1985–9/14/1986	7
5. Arian Foster	Houston	12/22/2011–11/22/2012	6
Gerald Riggs	Atlanta	10/13/1985–12/22/1985	6
DeMarco Murray	Dallas	9/14/2014–12/4/2014	6

## FIVE CONSEC. TEAM GAMES WITH RUSHING TD

**Derrick Henry** recorded a streak in 2020 of at least one rushing touchdown in five consecutive team games. It was his second such streak in as many seasons and tied for the longest such streak in franchise history. **DeMarco Murray** (2016) and **Earl Campbell** (twice—1979 and 1983) are the only other franchise players with five consecutive team games with a rushing touchdown.

**Most consecutive team games with a rushing touchdown, franchise history:**

Player	Season	Consec. Team Games with a Rushing TD
1. <b>Derrick Henry</b>	<b>2020</b>	<b>5</b>
<b>Derrick Henry</b>	<b>2019</b>	<b>5</b>
DeMarco Murray	2016	5
Earl Campbell	1983	5
Earl Campbell	1979	5
6. (eight tied)		4

## 2019 NFL RUSHING LEADERS

Titans running back **Derrick Henry** claimed the NFL's 2019 rushing title with 1,540 yards on 303 carries (5.1 avg.). The next-closest finisher was Cleveland's **Nick Chubb**, who had 1,494 rushing yards.

Henry joined **Billy Cannon** (AFL, 1961), **Earl Campbell** (1978-80) and **Chris Johnson** (2009) as the only running backs in franchise history to lead their respective leagues in rushing.

**NFL rushing leaders in 2019:**

Player	Team	Rushing Yards
1. <b>Derrick Henry</b>	<b>Tennessee Titans</b>	<b>1,540</b>
2. Nick Chubb	Cleveland Browns	1,494
3. Christian McCaffrey	Carolina Panthers	1,387
4. Ezekiel Elliott	Dallas Cowboys	1,357
5. Chris Carson	Seattle Seahawks	1,230
6. Lamar Jackson	Baltimore Ravens	1,206
7. Leonard Fournette	Jacksonville Jaguars	1,152
8. Josh Jacobs	Oakland Raiders	1,150
9. Joe Mixon	Cincinnati Bengals	1,137
10. Dalvin Cook	Minnesota Vikings	1,135

## 2019 TOUCHDOWN LEADERS

Titans running back **Derrick Henry** tied Green Bay's **Aaron Jones** for the NFL lead with 16 rushing touchdowns in 2019.

Additionally, Henry ranked third in the NFL with 18 total touchdowns behind Carolina's **Christian McCaffrey** and Jones, who each scored 19 total touchdowns.

**NFL leaders in rushing touchdowns in 2019:**

Player	Team	Rushing TDs
1. <b>Derrick Henry</b>	<b>Tennessee Titans</b>	<b>16</b>
Aaron Jones	Green Bay Packers	16
3. Christian McCaffrey	Carolina Panthers	15
4. Dalvin Cook	Minnesota Vikings	13
5. Todd Gurley	Los Angeles Rams	12
Ezekiel Elliott	Dallas Cowboys	12

**NFL leaders in total touchdowns in 2019:**

Player	Team	Total TDs
1. Christian McCaffrey	Carolina Panthers	19
Aaron Jones	Green Bay Packers	19
3. <b>Derrick Henry</b>	<b>Tennessee Titans</b>	<b>18</b>
4. Mark Ingram	Baltimore Ravens	15
5. Ezekiel Elliott	Dallas Cowboys	14
Todd Gurley	Los Angeles Rams	14

## 3 CONSEC. GAMES W/ 200 SCRIMMAGE YDS

From the final week of the 2019 regular season (Dec. 29 at Houston) through the Titans' first two playoff games (Jan. 4 at New England and Jan. 11 at Baltimore), **Derrick Henry** became the **first player in NFL history to rush for at least 180 yards in three consecutive regular season or postseason games.**

He also became only the third player since the 1970 NFL-AFL merger to have 200 scrimmage yards in three consecutive games. The other two players to accomplish the feat were Chicago Bears running back **Walter Payton** (1977) and Pittsburgh Steelers running back **Le'Veon Bell** (2014).

During the 2019 regular season and playoffs, Henry and Carolina Panthers running back **Christian McCaffrey** (two) were the only two players with multiple 200-yard scrimmage games. Together they accounted for five of the 14 such individual performances.

**Most consecutive games with at least 200 scrimmage yards in the regular season and/or postseason, 1970–present:**

Player	Team	Dates	Games
1. <b>Derrick Henry</b>	<b>Tennessee</b>	<b>Dec. 29, 2019–Jan. 11, 2020</b>	<b>3</b>
Le'Veon Bell	Pittsburgh	Nov. 17–Dec. 7, 2014	3
Walter Payton	Chicago	Nov. 13–Nov. 24, 1977	3
4. (several tied)			2

## 2018 NFL RUSHING LEADERS

**Derrick Henry** recorded 215 carries in 2018 for 1,059 yards. He ranked second in the AFC in rushing yardage behind Cincinnati's **Joe Mixon** (1,168) and ranked seventh overall in the NFL.

**NFL rushing leaders in 2018 (rushing yards):**

Player	Team	Rushing Yards
1. Ezekiel Elliott	Dallas Cowboys	1,434
2. Saquon Barkley	New York Giants	1,307
3. Todd Gurley	Los Angeles Rams	1,251
4. Joe Mixon	Cincinnati Bengals	1,168
5. Chris Carson	Seattle Seahawks	1,151
6. Christian McCaffrey	Carolina Panthers	1,098
7. <b>Derrick Henry</b>	<b>Tennessee Titans</b>	<b>1,059</b>
8. Adrian Peterson	Washington Redskins	1,042
9. Phillip Lindsay	Denver Broncos	1,037
10. Nick Chubb	Cleveland Browns	996

## 2018 RUSHING TOUCHDOWN LEADERS

**Derrick Henry's** scored a career-high 12 rushing touchdowns in 2018. He tied for the third-highest rushing touchdown total in the NFL.

Henry became the first Titans player with 12 rushing touchdowns in a season since **Chris Johnson** had 14 rushing touchdowns in 2009.

### Most rushing touchdowns in 2018:

Player	Team	Rushing TDs
1. Todd Gurley	Los Angeles Rams	17
2. Alvin Kamara	New Orleans Saints	14
3. <b>Derrick Henry</b>	<b>Tennessee Titans</b>	<b>12</b>
4. James Conner	Pittsburgh Steelers	12
5. Saquon Barkley	New York Giants	11
6. Melvin Gordon	Los Angeles Chargers	10
7. Phillip Lindsay	Denver Broncos	9
8. Chris Carson	Seattle Seahawks	9
9. Marlon Mack	Indianapolis Colts	9
10. Jordan Howard	Chicago Bears	9

## DECEMBER TO REMEMBER

In five games in the month of December 2018, **Derrick Henry's** rushing totals included 97 carries for 625 yards and eight touchdowns. His 625 yards were the most by any NFL player in any calendar month in 2018.

Additionally, Henry authored one of only four calendar months for the franchise since 1970 in which a player rushed for at least 600 yards. **Chris Johnson** (800 rushing yards in November 2009) and **Earl Campbell** (633 in October 1980; 662 in November 1980) were the organization's only other players to accomplish the feat in that timespan.

Henry's December rushing totals included 40 yards against the New York Jets (Dec. 2), a franchise-record 238 yards against the Jacksonville Jaguars (Dec. 6), 170 yards at the New York Giants (Dec. 16), 84 yards against the Washington Redskins (Dec. 22) and 93 yards against the Indianapolis Colts (Dec. 30).

For his efforts, Henry was named AFC Offensive Player of the Month.

### Titans/Oilers with 500 rushing yards in any calendar month from 1970-2021 (includes playoffs):

Player	Season	Month	Rushing Yards
1. Chris Johnson	2009	November	800
2. Earl Campbell	1980	November	662
3. Earl Campbell	1980	October	633
4. <b>Derrick Henry</b>	<b>2018</b>	<b>December</b>	<b>625</b>
5. <b>Derrick Henry</b>	<b>2020</b>	<b>November</b>	<b>594</b>
6. <b>Derrick Henry</b>	<b>2021</b>	<b>October</b>	<b>584</b>
7. Earl Campbell	1979	September	569
8. <b>Derrick Henry</b>	<b>2019</b>	<b>December</b>	<b>549</b>
9. Eddie George	2000	October	548
10. Earl Campbell	1979	November	534
11. <b>Derrick Henry</b>	<b>2020</b>	<b>December</b>	<b>520</b>
12. DeMarco Murray	2016	October	511
13. Earl Campbell	1981	October	510

## RUSHING YARDS IN A TWO-GAME SPAN

Following a franchise-record 238 rushing yards against the Jacksonville Jaguars on Dec. 6, 2018, **Derrick Henry** then totaled 170 rushing yards at the New York Giants on Dec. 16 to give him a franchise record of 408 rushing yards in a two-game span.

The previous record of 405 rushing yards in two games was set by **Earl Campbell** in 1980, when Campbell posted 203 yards against Tampa Bay (Oct. 19) and 202 yards against Cincinnati (Oct. 26).

### Most total rushing yards in two consecutive games, franchise history:

Player	Game 1	Yds	Game 2	Yds	Total
<b>Derrick Henry</b>	<b>12/6/18 vs. Jax</b>	<b>238</b>	<b>12/16/18 at NYG</b>	<b>170</b>	<b>408</b>
Earl Campbell	10/19/80 vs. TB	203	10/26/80 vs. Cin	202	405

## RECORD-SETTING NIGHT

On Dec. 6, 2018, **Derrick Henry** had one of the most memorable rushing performances in NFL history on Thursday Night Football. He rushed for a then-team-record 238 yards and four touchdowns (tied franchise record), including a 99-yard touchdown run.

[WATCH: Highlights from Derrick Henry's performance on 12/6/18](#)

Henry's 238 rushing yards set a new franchise record, breaking **Chris Johnson's** mark of 228 yards against the Jaguars on Nov. 1, 2009. It was the highest single-game rushing total in the NFL in 2018 and the league's highest total since **Doug Martin's** 251 rushing yards for the Tampa Bay Buccaneers against the Oakland Raiders on Nov. 4, 2012.

Henry later broke his own record with 250 rushing yard at Houston on Jan. 3, 2021 to take possession of five of the top eight single-game rushing totals in team annals.

### Most rushing yards in a game, franchise history:

Player	Date	Opponent	Rushing Yards
1. <b>Derrick Henry</b>	<b>1/3/21</b>	<b>at Houston</b>	<b>250</b>
2. <b>Derrick Henry</b>	<b>12/6/18</b>	<b>Jacksonville</b>	<b>238</b>
3. Chris Johnson	11/1/09	Jacksonville	228
4. Eddie George	8/31/97	Oakland	216
Billy Cannon	12/10/61	at New York	216
6. <b>Derrick Henry</b>	<b>12/13/20</b>	<b>at Jacksonville</b>	<b>215</b>
7. <b>Derrick Henry</b>	<b>10/18/20</b>	<b>Houston</b>	<b>212</b>
8. <b>Derrick Henry</b>	<b>12/29/19</b>	<b>at Houston</b>	<b>211</b>
9. Earl Campbell	11/16/80	at Chicago	203
Earl Campbell	10/19/80	Tampa Bay	203

In the second quarter, Henry took a handoff from **Marcus Mariota** inside his own one-yard line and raced 99 yards for a touchdown. It was the second 99-yard run in NFL history, tying **Tony Dorsett's** record-setting touchdown run for the Dallas Cowboys against the Minnesota Vikings on Jan. 3, 1983. It was also the team record, topping Johnson's 94-yard touchdown run against the New York Jets on Dec. 17, 2012. The only other runs in franchise history of at least 90 yards were Johnson's 91-yard rush against the Houston Texans on Sept. 20, 2009 and a 91-yarder by Sid Blanks against the Jets on Dec. 13, 1964.

Henry's 99-yard touchdown run tied for the longest scrimmage play in NFL history. It was the 15th such play, including his and Dorsett's runs and 13 passing plays. The last 99-yard scrimmage play before Henry's was New York Giants wide receiver **Victor Cruz's** 99-yard reception from **Eli Manning** against the New York Jets on Dec. 24, 2011.

### Longest runs from scrimmage in NFL history:

Player	Team	Date	Opponent	Rushing Yards
1. <b>Derrick Henry</b>	<b>Tennessee</b>	<b>12/6/18</b>	<b>Jacksonville</b>	<b>99t</b>
Tony Dorsett	Dallas	1/3/83	Minnesota	99t
3. Ronald Jones	Tampa Bay	11/15/20	Carolina	98t
Ahman Green	Green Bay	12/28/03	Denver	98t
5. Lamar Miller	Houston	11/26/18	Tennessee	97t
Lamar Miller	Miami	12/28/14	N.Y. Jets	97t
Andy Uram	Green Bay	10/8/39	Chi. Cardinals	97t
Bob Gage	Pittsburgh	12/4/49	Chi. Bears	97t

Henry scored on a three-yard run in the first quarter, a 99-yard run in the second quarter, a 16-yard run in the third quarter, and finally a 54-yard run in the third quarter. He tied the franchise record and became the third player in franchise history to rush for four touchdowns in a game, joining Earl Campbell (against Miami on Nov. 20, 1978) and Lorenzo White (against Cleveland on Dec. 9, 1990).

The only franchise player with more overall touchdowns in a game than Henry was Oilers running back **Billy Cannon**, who had five total touchdowns (three rushing, two receiving) at the New York Titans on Dec. 10, 1961. Henry became the first NFL player with four rushing touchdowns in a game since New England Patriots running back **Jonas Gray** at Indianapolis on Nov. 16, 2014.



**Most rushing touchdowns in a game, franchise history:**

Player	Date	Opponent	Rushing Touchdowns
1. <b>Derrick Henry</b>	<b>12/6/18</b>	<b>Jacksonville</b>	<b>4</b>
Lorenzo White	12/9/90	Cleveland	4
Earl Campbell	11/20/78	Miami	4
4. (several tied)			3

Additionally, Henry's rushing performance against the Jaguars accomplished the following:

- He became the ninth NFL player since 1975 with at least one 90-yard run and at least one 60-yard reception in his career. The others were **Tony Dorsett, Garrison Hearst, Tiki Barber, Chris Johnson, Jamaal Charles, Herschel Walker, Warrick Dunn** and **Adrian Peterson**.
- Henry became the seventh NFL player since the 1970 AFL-NFL merger with at least four rushing touchdowns and at least 200 rushing yards in a game, joining **Clinton Portis, Barry Sanders, Doug Martin, Jonas Gray, Mike Anderson** and **Corey Dillon**. Henry became the first to accomplish the feat in fewer than 20 carries (17).
- He matched former Titans running back **Chris Johnson** as the only players in NFL history with a rushing touchdown of at least 90 yards and a rushing touchdown of at least 50 yards in the same game. Johnson accomplished the feat against the Houston Texans on Sept. 20, 2009.
- His 24 points tied for the fourth-highest single-game total in franchise history, trailing only **Billy Cannon** (30 on Dec. 10, 1961), **Rob Bironas** (26 on Oct. 21, 2007) and **George Blanda** (26 on Sept. 18, 1960). **Earl Campbell** (Nov. 20, 1978) and **Lorenzo White** (Dec. 9, 1990) also had 24 points on four touchdowns in a single game.
- His 238 rushing yards and four rushing touchdowns were each the most in any Thursday Night Football game in history.

George's 449 yards during the team's run to Super Bowl XXXIV also established the franchise benchmark for most total rushing yards in a single postseason. Henry came within three yards of the mark in one fewer game.

**Most rushing yards in a single postseason, franchise history:**

Player	Season	Games	Rush Yards
1. Eddie George	1999	4	449
2. <b>Derrick Henry</b>	<b>2019</b>	<b>3</b>	<b>446</b>
3. Earl Campbell	1978	3	264
4. Steve McNair	1999	4	209
5. Derrick Henry	2017	2	184

Henry's 2019 playoff rushing yardage total ranked sixth in NFL history. It was the most by any NFL player since George's 1999 postseason.

**Most total rushing yards in a single NFL postseason:**

Player	Team	Season	Games	Rush Yards
1. John Riggins	Washington	1982	4	610
2. Terrell Davis	Denver	1997	4	581
3. Terrell Davis	Denver	1998	3	468
4. Marcus Allen	L.A. Raiders	1983	3	466
5. Eddie George	Tennessee	1999	4	449
6. <b>Derrick Henry</b>	<b>Tennessee</b>	<b>2019</b>	<b>3</b>	<b>446</b>
7. Thurman Thomas	Buffalo	1990	3	390
8. Natrone Means	Jacksonville	1996	3	358
9. Le'Veon Bell	Pittsburgh	2016	3	357
10. Freeman McNeil	N.Y. Jets	1982	3	349

**RUSHING YARDS IN A SINGLE POSTSEASON**

**Derrick Henry** accumulated 446 rushing yards during the 2019 playoffs. He had 182 yards on 34 carries in the wild card round at New England, followed by 195 yards on 30 attempts in the divisional round at Baltimore. In the AFC championship game, he had 69 yards on 19 rushing attempts.

Henry's average of 148.7 rushing yards per game ranked fourth in NFL history for players with at least two games played. Only a trio of Pro Football Hall of Fame members—Denver Broncos running back **Terrell Davis** (156.0 in 1998), Los Angeles Raiders running back **Marcus Allen** (155.3 in 1983) and Washington Redskins running back **John Riggins** (152.5 in 1982) have averaged more rushing yards in a single postseason than Henry.

In Titans/Oilers history, **Eddie George** established the previous record for average rushing yards in a single postseason during the 1999 playoffs. In four games, George carried the ball 108 times for 449 yards, or an average of 112.3 yards per contest.

**Most rushing yards per game in a single NFL postseason (minimum two games):**

Player	Team	Season	Games	Rush Yards	Per Game
1. Terrell Davis	Denver	1998	3	468	156.0
2. Marcus Allen	L.A. Raiders	1983	3	466	155.3
3. John Riggins	Washington	1982	4	610	152.5
4. <b>Derrick Henry</b>	<b>Tennessee</b>	<b>2019</b>	<b>3</b>	<b>446</b>	<b>148.7</b>
5. Eric Dickerson	L.A. Rams	1985	2	294	147.0
6. Terrell Davis	Denver	1997	4	581	145.3
7. Arian Foster	Houston	2011	2	285	142.5
8. Thurman Thomas	Buffalo	1990	3	390	130.0
9. Brian Westbrook	Philadelphia	2006	2	257	128.5
10. Fred Taylor	Jacksonville	1998	2	248	124.0

**RUSHING YARDS IN A TITANS PLAYOFF GAME**

On Jan. 4, 2020, **Derrick Henry** rushed for 182 yards and one touchdown on 34 attempts in a wild card playoff victory at New England. In doing so, he set a new franchise single-game postseason record for rushing yards in a game, surpassing **Eddie George's** 162 yards at Indianapolis on Jan. 16, 2000.

One week later, on Jan. 11, 2020, Henry broke his own record, going for 195 rushing yards on 30 carries at Baltimore.

Henry now owns two of the top three rushing games in franchise postseason history.

**Most single-game rushing yards in franchise postseason history:**

Player	Date	Opp	Att	Yds	Avg	TD
1. <b>Derrick Henry</b>	<b>1/11/20</b>	<b>at Bal</b>	<b>30</b>	<b>195</b>	<b>6.5</b>	<b>0</b>
2. <b>Derrick Henry</b>	<b>1/4/20</b>	<b>at NE</b>	<b>34</b>	<b>182</b>	<b>5.4</b>	<b>1</b>
3. Eddie George	1/16/00	at Ind	26	162	6.2	1
4. <b>Derrick Henry</b>	<b>1/6/18</b>	<b>at KC</b>	<b>23</b>	<b>156</b>	<b>6.8</b>	<b>1</b>
5. Earl Campbell	12/31/78	at NE	27	118	4.4	1
6. Eddie George	1/8/00	Buf	29	106	3.7	0
7. Eddie George	1/30/00	StL (SB)	28	95	3.4	2



## SCRIMMAGE YARDS IN A TITANS PLAYOFF GAME

**Derrick Henry's** 182 rushing yards and 22 receiving yards in the team's wild card playoff victory at New England on Jan. 4, 2020 gave him a franchise-record 204 scrimmage yards.

Henry broke his own record of 191 scrimmage yards in a wild card playoff contest at Kansas City on Jan. 6, 2018 (156 rushing, 35 receiving).

On Jan. 11, 2020, one week after establishing the current record, Henry had 202 scrimmage yards (195 rushing, seven receiving) at Baltimore, giving him the three biggest scrimmage yards totals in franchise postseason history.

Prior to Henry, the organization record stood for 57 years. It was set on Jan. 1, 1961, when **Billy Cannon** had 178 scrimmage yards against the Los Angeles Chargers.

### Most single-game scrimmage yards in franchise postseason history:

Player	Date	Opp	Rush Yards	Rec Yards	Scrim Yards
1. <b>Derrick Henry</b>	1/4/20	at NE	182	22	204
2. <b>Derrick Henry</b>	1/11/20	at Bal	195	7	202
3. <b>Derrick Henry</b>	1/6/18	at KC	156	35	191
4. Billy Cannon	1/1/61	LAC	50	128	178
5. Eddie George	1/16/00	at Ind	162	14	176
6. Eddie George	1/7/01	Bal	91	52	143
7. Ernest Givins	12/31/89	at Pit	0	136	136

## FRANCHISE PLAYOFF RUSHING LEADERS

In the 2021 postseason, **Derrick Henry** increased his career playoff totals to 732 rushing yards on 156 attempts. He is second on the franchise's all-time postseason rushing list behind only **Eddie George** (776).

Henry is tied with **Earl Campbell** for third place on the franchise's all-time postseason leaderboard with four rushing touchdowns, trailing **Steve McNair** (six) and George (five).

### Franchise career postseason rushing leaders:

Player	Games	Att	Yards	Avg	TD
1. Eddie George	9	206	776	3.8	5
2. <b>Derrick Henry</b>	7	156	732	4.7	4
3. Earl Campbell	6	135	420	3.1	4
4. Steve McNair	9	54	349	6.5	6
5. Lorenzo White	7	76	264	3.5	1

## MORE TITANS RUNNING BACKS


### 44 - FB TORY CARTER 6-0, 229, 2nd Year, Louisiana State

Tory Carter was signed by the Titans as an undrafted free agent on May 14, 2021. He spent the first seven games of the 2021 season on the practice squad before being signed to the 53-man roster on Oct. 30.

In 2021, he appeared in eight games with two starts before landing on injured reserve to finish the season. He recorded two special teams tackles and one fumble recovery on special teams.

A native of Valdosta, Ga., he appeared in 42 games with six starts at fullback/tight end over four seasons at Louisiana State (2017-20) and caught 16 passes for 157 yards and two touchdowns.

As a senior in 2020, Carter saw action in seven games with one start at fullback and caught four passes for 42 yards, including a long of 15.



### 36 - RB JULIUS CHESTNUT 5-11, 228, Rookie, Sacred Heart


Julius Chestnut was signed by the Titans as an undrafted free agent on May 13, 2022.

In four seasons at Sacred Heart (2018-21), he saw action in 32 games and logged 593 carries for 3,467 yards (5.8 avg.) and 29 touchdowns. He added 28 receptions for 412 yards (14.7 avg.) and five scores, plus 10 kickoff returns for 108 yards and two punt returns for 10 yards.

As a senior in 2021, played in five games and posted 91 rushes for 542 yards (6.0 avg.) and three touchdowns.

As a junior in 2020, appeared in four games and rushed 93 times for 717 yards (7.7 avg.) and eight scores.

He is a native of Bowie, Md.



### 25 - RB HASSAN HASKINS 6-2, 228, Rookie, Michigan

Hassan Haskins was selected by the Titans in the fourth round (131st overall) of the 2022 NFL Draft.

During four seasons at Michigan (2018-21), Haskins appeared in 36 career games with 22 starts and carried the ball 452 times for 2,324 yards (5.1 avg.) and 30 touchdowns.


Named 2021 first-team All-Big Ten and earned honorable mention all-conference in 2019 and 2020. Registered 10 career 100-yard rushing games.

Had only 26 negative rushing yards his entire career and did not fumble in 452 rushing attempts.

As a senior in 2021, started all 14 games and carried the ball 270 times for 1,327 yards and a school-record 20 rushing touchdowns. Added 18 receptions for 131 yards. Posted four 150-yard rushing efforts and six overall games with more than 100 rushing yards.

Tied a Michigan single-game record with five rushing touchdowns and registered a career-best 169 rushing yards against Ohio State on Nov. 27, 2021.

He is a native of St. Louis, Mo.



### 40 - RB DONTRELL HILLIARD 5-11, 202, 5th Year, Tulane

Dontrell Hilliard was originally signed to the Titans practice squad on Oct. 27, 2021 and was signed to the 53-man roster on Nov. 23, 2021.

In 2021, he appeared in eight games with five starts. He set career highs with 56 rushing attempts and 350 rushing yards and tied a career high with a pair of rushing touchdowns. He added 87 yards on a career-high 19 receptions and added eight kickoff returns for 177 yards (22.1 avg.). In the team's divisional playoff game, he had three receptions for 13 yards and one kickoff return for 26 yards.

Prior to joining the Titans, Hilliard appeared in 32 games over three seasons with stops in Cleveland (2018-20) and Houston (2020). He rushed 22 times for 97 yards and two touchdowns, also registering 22 receptions for 199 yards. As a returner, he posted a 7.1-yard average on 15 punt returns and 23.1-yard average on 23 kickoff returns.

In 2020, Hilliard recorded nine rushes for 48 yards and returned seven kickoffs for 125 yards while with the Brown and Texans.

He originally signed with the Cleveland Browns as a rookie free agent on May 4, 2018.

As a college player at Tulane, Hilliard played in 47 games and rushed for 2,948 yards and 30 touchdowns.








## TITANS TIGHT ENDS

No.	Name	Ht	Wt	Exp	College
81	Hooper, Austin	6-4	254	7	Stanford
89	Hudson, Tommy (IR)	6-3	255	2	Arizona State
85	Okonkwo, Chig	6-3	238	R	Maryland
87	Swaim, Geoff	6-4	260	8	Texas

### #81 • TE AUSTIN HOOPER

6-4, 254, 7th Year, Stanford

[Click for complete bio](#)



Tight end **Austin Hooper** is in his seventh NFL season and his first campaign with the Titans in 2022. He was signed by the Titans as a free agent during the 2022 offseason.

Prior to his arrival in Tennessee, Hooper accumulated 298 receptions for 3,024 yards with 23 touchdowns during his time with the Atlanta Falcons (2016-19) and Cleveland Browns (2020-21), registering at least three touchdowns in each of his first six seasons.

The two-time Pro Bowl selection was originally selected by the Falcons in the third round (81st overall) of the 2016 NFL Draft. After his rookie season in 2016, he ranked first among his team's tight ends in receptions each season from 2017 to 2021.

In 2021, Hooper started a career-high 16 games and collected 38 receptions for 345 yards with three touchdowns. The only game he missed was due to time on the reserve/COVID-19 list.

Hooper's first season in Cleveland was 2020. He started 13 games and hauled in 46 passes for 435 yards with four touchdowns during the regular season. In the postseason, he started both contests and registered nine receptions for 62 yards and a score.

In 2019, Hooper enjoyed the most productive season of his career in his final campaign with the Falcons. He generated career-bests of 75 receptions, 787 receiving yards and six touchdown catches.

The San Mateo, Calif., native appeared in 27 games in his two seasons playing at Stanford, where he caught 74 passes for 937 yards and eight touchdowns during his career. As a sophomore in 2015, he was a Mackey Award finalist and was selected to the All-Pac-12 first team after recording 34 catches for 438 yards and six touchdowns.

#### Hooper's 2021 Preseason Statistics:

Year	Team	GP	GS	Rec	Yds	Avg	Lg	TD
2022	Ten	1	0	0	0	-	-	0

#### Hooper's Career Regular Season Statistics:

Year	Team	GP	GS	Rec	Yds	Avg	Lg	TD
2016	Atl	14	3	19	271	14.3	44	3
2017	Atl	16	8	49	526	10.7	88t	3
2018	Atl	16	7	71	660	9.3	36	4
2019	Atl	13	10	75	787	10.5	35	6
2020	Cle	13	13	46	435	9.5	36	4
2021	Cle	16	16	38	345	9.1	34	3
2022	Ten	0	0	0	0	-	-	0
<b>Totals</b>		<b>88</b>	<b>57</b>	<b>298</b>	<b>3,024</b>	<b>10.1</b>	<b>88t</b>	<b>23</b>

#### Hooper's Career Postseason Statistics:

Year	Team	GP	GS	Rec	Yds	Avg	Lg	TD
2016	Atl	3	1	6	65	10.8	19t	1
2017	Atl	2	2	4	18	4.5	5	0
2020	Cle	2	2	9	62	6.9	11	1
<b>Playoff Totals</b>		<b>7</b>	<b>5</b>	<b>19</b>	<b>145</b>	<b>7.6</b>	<b>19t</b>	<b>2</b>

#### Hooper's Regular Season Single-Game Highs:

**Receptions** - 10 at Cleveland (11/11/18)  
**Receiving Yards** - 130 vs. Tennessee (9/29/19)  
**Long Reception** - 88t at Chicago (9/10/17)  
**Touchdowns** - 2 at Indianapolis (9/22/19)

#### Hooper's Playoff Single-Game Highs:

**Receptions** - 7 at Pittsburgh (1/10/21)  
**Receiving Yards** - 46 at Pittsburgh (1/10/21)  
**Long Reception** - 19t vs. New England (2/5/17)  
**Touchdowns** - 1 (Twice, last at Pittsburgh, 1/10/21)

### RECEPTIONS BY TIGHT ENDS SINCE 2016

Since entering the NFL as a third-round pick in 2016, **Austin Hooper** has been one of the league's most productive tight ends. From 2016 to 2021, only three tight ends—**Travis Kelce**, **Zach Ertz** and **George Kittle**—had more catches than him.

#### Most receptions by a tight end since 2016:

Player	Receptions
1. Travis Kelce	565
2. Zach Ertz	466
3. George Kittle	335
4. <b>Austin Hooper</b>	<b>298</b>
5. Kyle Rudolph	297
6. Jared Cook	280
7. Eric Ebron	279
Jimmy Graham	279
9. Darren Waller	268
10. Mark Andrews	263

### STREAKS OF 3+ RECEIVING TOUCHDOWNS

Tight end **Austin Hooper** has had a minimum of three touchdown receptions in every season since entering the NFL in 2016. Among tight ends, only **Travis Kelce** (eight seasons) holds a longer active streak.

#### Most consecutive seasons by tight ends with at least three touchdown receptions entering 2022:

Player	Consecutive Seasons
1. Travis Kelce	8
2. <b>Austin Hooper</b>	<b>6</b>
3. Jared Cook	4
Mark Andrews	4
Dallas Goedert	4
6. (five tied)	3



## MORE TITANS TIGHT ENDS

### 85 - TE CHIG OKONKWO

6-3, 238, Rookie, Maryland

➤ Chig Okonkwo (pronounced "CHIGG oh-KAHN-kwoh") was selected by the Titans in the fourth round (143rd overall) of the 2022 NFL Draft.

➤ The Powder Springs, Ga., native appeared in 37 games with 20 starts over four seasons (2018-21) at Maryland and caught 77 passes for 717 yards and eight touchdowns. Okonkwo also added three carries for 72 yards and three touchdowns, including a career-long rush of 54 yards.

➤ As a senior in 2021, started all 13 games and posted career-high marks with 52 catches for 447 yards and a team-leading five touchdowns. His 52 receptions ranked second in Terrapins history for a single season by a tight end, behind only former Titans tight end Frank Wycheck (58 in 1990). Okonkwo's 447 receiving yards were the most by a Terps tight end in a season since Vernon Davis (871 in 2005).

➤ He sat out the 2020 season with myocarditis due to COVID-19.  
➤ He saw action in 12 games (four starts) as a freshman and 12 games (three starts) as a sophomore.



### 87 - TE GEOFF SWAIM

6-4, 260, 7th Year, Texas

➤ Swaim was signed by the Titans prior to the start of the 2020 season.


➤ In 2021, he established career highs with 16 games played, 16 starts, 31 receptions and three touchdown catches. His 210 receiving yards ranked second in his career. He also started the team's divisional playoff contest.

➤ Originally a seventh-round pick by the Cowboys in the 2015 NFL Draft, Swaim played in 43 total games over five seasons with the Cowboys (2015-18) and the Jaguars (2019). His career totals in that time included 48 catches for 401 yards and a touchdown in his career.

➤ In 2020, he appeared in 10 games (eight starts) in his first season in Tennessee. He produced nine receptions for 83 yards and one touchdown and helped block for Derrick Henry's 2,027-yard rushing season. Swaim started one playoff game with one reception for five yards.

➤ As a senior at the University of Texas, he started all 13 games, spending most of his time helping block for a running game that rushed for 1,786 yards and seven touchdowns. He totaled 13 catches for 84 yards.

➤ A native of Chico, Calif., Swaim played at Butte College in Oroville, Calif., for two years prior to transferring to Texas.



## TITANS WIDE RECEIVERS

No.	Name	Ht	Wt	Exp	College
16	Burks, Treyton	6-2	225	R	Arkansas
8	Hollister, Cody	6-4	220	3	Arkansas
13	McMath, Racey (IR)	6-3	217	2	Louisiana State
18	Phillips, Kyle	5-11	189	R	UCLA
15	Westbrook-Ikhine, Nick	6-2	211	3	Indiana
2	Woods, Robert	6-0	195	10	Southern California

### #16 • WR TREYLON BURKS

6-2, 225, Rookie, Arkansas

[Click for complete bio](#)



Wide receiver **Treyton Burks** was selected by the Titans in the first round (18th overall) of the 2022 NFL Draft.

In three seasons (2019-21) at the University of Arkansas, Burks appeared in 32 career games with 30 starts. He totaled 146 receptions for 2,399 yards and 18 touchdowns to go along with 32 rushing attempts for 222 yards and one score. He returned 13 punts for 134 yards (10.3-yard average) and returned 11 kickoff returns for 226 yards (20.5 avg.).

At the conclusion of his collegiate career, he ranked sixth in Razorbacks history in career receptions and receiving yards, and his touchdown reception total tied for fifth all-time. He set an Arkansas record with 10 career 100-yard receiving games, including a school-record six 100-yard receiving performances in his final year.

Burks earned All-SEC honors in each of his three seasons: in 2019, second-team All-SEC as a returner and All-Freshman as a receiver; second-team All-SEC in 2020; and first-team All-SEC in 2021.

The Warren, Ark., native was drafted with the highest pick of any Arkansas player since **Darren McFadden** was taken fourth overall in 2008, and Burks was the first Arkansas wide receiver to be selected in the first round since **Matt Jones** was taken 21st overall by Jacksonville in 2006.

As a junior in 2021, Burks was named first-team All-SEC after totaling 66 receptions (seventh in the SEC) for 1,104 yards (fourth) and 11 touchdowns (fourth). His 92.0 receiving yards per game ranked third in the SEC behind only **Jameson Williams** (104.8) and **Wan'Dale Robinson** (102.6).

As a sophomore in 2020, he was named second-team All-SEC after contributing 51 receptions for 820 yards and seven touchdowns. His 91.1 receiving yards per game ranked third in the SEC behind only **Elijah Moore** (149.1) and **DeVonta Smith** (142.8).

#### Burks' 2022 Preseason Statistics:

Year	Team	GP	GS	Rec	Yds	Avg	Lg	TD
2022	Ten	3	1	4	37	9.3	14t	1

#### Burks' 2022/Career Regular Season Statistics:

Year	Team	GP	GS	Rec	Yds	Avg	Lg	TD
2022	Ten	0	0	0	0	-	-	0

#### Burks' Career College Statistics:

Year	Team	GP	GS	Rec	Yds	Avg	Lg	TD
2019	Ark	11	9	29	475	16.4	38	0
2020	Ark	9	9	51	820	16.1	68t	7
2021	Ark	12	12	66	1,104	16.7	91t	11
<b>Totals</b>		<b>32</b>	<b>30</b>	<b>146</b>	<b>2,399</b>	<b>16.4</b>	<b>91t</b>	<b>18</b>



## #15 • WR NICK WESTBROOK-IKHINE

6-2, 211, 3rd Year, Indiana  
[Click for complete bio](#)



Wide receiver **Nick Westbrook-Ikhine** is in his third NFL season in 2022. He was originally signed by the Titans as a rookie free agent on May 7, 2020.

In 2021, Westbrook-Ikhine appeared in 16 games with seven starts. He ranked second on the team and set career highs with 38 receptions, 476 receiving yards and four touchdown catches, and he added three tackles on special teams. Westbrook-Ikhine was named the team's 2021 recipient of the Ed Block Courage Award.

As a rookie in 2020, he appeared in 14 games with one start and totaled three receptions for 33 yards, two special teams tackles and one reception for a two-point conversion. In one playoff game, he registered two catches for 17 yards and a special teams tackle.

A native of Lake Mary, Fla., he appeared in 52 games with 36 starts at Indiana University, where he totaled 144 receptions for 2,226 yards with 16 touchdowns over four seasons. He ranked sixth in school history in catches, seventh in yardage and touchdowns, and tied for seventh in 100-yard receiving games (six). He became the seventh Hoosier to reach 125 receptions and 2,000 yards. As a senior in 2019, he caught 42 passes for 572 yards and five touchdowns.

### Westbrook-Ikhine's 2022 Preseason Statistics:

Year	Team	GP	GS	Rec	Yds	Avg	Lg	TD
2022	Ten	1	1	1	21	21.0	21	0

### Westbrook-Ikhine's Career Regular Season Statistics:

Year	Team	GP	GS	Rec	Yds	Avg	Lg	TD
2020	Ten	14	1	3	33	11.0	19	0
2021	Ten	16	7	38	476	12.5	46	4
2022	Ten	0	0	0	0	-	-	0
<b>Totals</b>		<b>30</b>	<b>8</b>	<b>41</b>	<b>509</b>	<b>12.4</b>	<b>46</b>	<b>4</b>

### Westbrook-Ikhine's Career Postseason Statistics:

Year	Team	GP	GS	Rec	Yds	Avg	Lg	TD
2020	Ten	1	0	2	17	8.5	12	0
2021	Ten	1	0	0	0	-	0	0
<b>Totals</b>		<b>2</b>	<b>0</b>	<b>2</b>	<b>17</b>	<b>8.5</b>	<b>12</b>	<b>0</b>

### Westbrook-Ikhine's Regular Season Single-Game Highs:

**Receptions** - 7 vs. Houston (11/21/21)  
**Receiving Yards** - 107 vs. Houston (11/21/21)  
**Long Reception** - 46 vs. Houston (11/21/21)  
**Receiving Touchdown** - 1 (Four times, last at Houston, 1/9/22)


### Westbrook-Ikhine's Playoff Single-Game Highs:

**Receptions** - 2 vs. Baltimore (1/10/21)  
**Receiving Yards** - 17 vs. Baltimore (1/10/21)  
**Long Reception** - 12 vs. Baltimore (1/10/21)



## #2 • WR ROBERT WOODS

6-0, 195, 10th Year, Southern California  
[Click for complete bio](#)



Wide receiver **Robert Woods** is in his 10th NFL season and his first campaign with the Titans in 2022. He was acquired in a March 2022 trade in which the Titans sent a 2023 sixth-round draft pick to the Los Angeles Rams in exchange for Woods.

Prior to arriving in Tennessee, Woods produced 570 receptions for 7,077 yards with 35 touchdown catches in 125 career games. He added 74 rushing attempts for 507 yards and five scores.

Woods entered the league as a second-round pick of the Buffalo Bills in the 2013 NFL Draft out of Southern California and spent his first four NFL seasons with the club. In 57 games with the Bills, he caught 203 passes for 2,451 yards and 12 touchdowns.

In 2017, he went to Los Angeles as an unrestricted free agent and in the next five years totaled 367 receptions for 4,626 yards and 23 receiving for the Rams, culminating with the Rams' Super Bowl LVI championship to conclude the 2021 season.

Woods missed the final eight games of the 2021 regular season and the entire postseason due to a knee injury, but prior to being placed on injured reserve he registered 45 catches for 556 yards and four touchdowns.

In 2020, Woods tied a career-best with 90 receptions for 936 yards with six touchdowns. It was his second consecutive season with 90 catches after reaching the mark in 2019.

In 2018, Woods posted 86 receptions for a career-high 1,219 yards with six touchdowns in his first season with the Rams. His six touchdown catches also established a career high.

The Gardena, Calif., native started all 38 games in his three-year career at the University of Southern California and finished his career as the Trojans' all-time leader with 252 receptions. He placed eighth in program history with 2,930 receiving yards and second with 32 receiving touchdowns.

### Woods' 2022 Preseason Statistics:

Year	Team	GP	GS	Rec	Yds	Avg	Lg	TD
2022	Ten	1	1	1	3	3.0	3	0

### Woods' Career Regular Season Statistics:

Year	Team	GP	GS	Rec	Yds	Avg	Lg	TD
2013	Buf	14	14	40	587	14.7	57	3
2014	Buf	16	15	65	699	10.8	37	5
2015	Buf	14	9	47	552	11.7	37	3
2016	Buf	13	10	51	613	12.0	34	1
2017	LAR	12	11	56	781	13.9	94t	5
2018	LAR	16	16	86	1,219	14.2	39t	6
2019	LAR	15	15	90	1,134	12.6	48	2
2020	LAR	16	16	90	936	10.4	56t	6
2021	LAR	9	9	45	556	12.4	28	4
2022	Ten	0	0	0	0	-	-	0
<b>Totals</b>		<b>125</b>	<b>115</b>	<b>570</b>	<b>7,077</b>	<b>12.4</b>	<b>94t</b>	<b>35</b>

### Woods' Career Postseason Statistics:

Year	Team	GP	GS	Rec	Yds	Avg	Lg	TD
2017	LAR	1	1	9	142	15.8	38	0
2018	LAR	3	3	17	172	10.1	18	0
2020	LAR	2	2	12	96	8	20	1
2021	LAR	0	0	Injured Reserve				
<b>Playoff Totals</b>		<b>6</b>	<b>6</b>	<b>38</b>	<b>410</b>	<b>10.8</b>	<b>38</b>	<b>1</b>

### Woods' Regular Season Single-Game Highs:

**Receptions** - 13 (Twice, last at Arizona 12/1/19)  
**Receiving Yards** - 172 at Arizona (12/1/19)  
**Long Reception** - 94t vs. Houston (11/12/17)  
**Receiving Touchdowns** - 2 (Three times, last vs. L.A. Chargers, 9/23/18)  
**Rushes** - 4 (Twice, last vs. Chicago, 10/26/20)  
**Rushing Yards** - 53 at Seattle (10/7/18)  
**Long Rush** - 56 at Seattle (10/7/18)  
**Rushing Touchdowns** - 1 (Five times, last at Houston, 10/31/21)

**Woods' Playoff Single-Game Highs:**  
**Receptions** - 9 vs. Atlanta (1/6/18)  
**Receiving Yards** - 142 vs. Atlanta (1/6/18)  
**Long Reception** - 38 vs. Atlanta (1/6/18)  
**Receiving Touchdowns** - 1 at Seattle (1/9/21)  
**Rushes** - 2 at New Orleans (1/20/19)  
**Rushing Yards** - 9 vs. Dallas (1/12/19)  
**Long Rush** - 9 vs. Dallas (1/12/19)

## 7,000 RECEIVING/500 RUSHING YARDS

In 2021, **Robert Woods** moved past the 7,000-yard career receiving mark and the 500-yard career rushing mark. In doing so, he joined **Jerry Rice** and **Andre Reed** as the only wide receivers since the 1970 NFL-AFL merger to reach both numbers in a career.

**Wide receivers since 1970 with 7,000 receiving yards and 500 rushing yards:**

Player	Years	Receiving Yards	Rushing Yards
Jerry Rice	1985–2004	22,895	645
Andre Reed	1985–2000	13,198	500
<b>Robert Woods</b>	<b>2013–2021</b>	<b>7,077</b>	<b>507</b>

## RECEPTIONS PER GAME, 2017–2021

During his five-year tenure with the Los Angeles Rams, **Robert Woods** registered 367 catches for 4,626 yards and 23 touchdowns in 68 games. His 5.4 receptions per game tied for the 11th-best figure in the NFL among qualifiers during that time (minimum 50 games).

**Most receptions per game, 2017–2021 (minimum 50 games):**

Player	Games	Receptions	Receptions per Game
1. Michael Thomas	55	418	7.6
2. Davante Adams	71	506	7.1
3. DeAndre Hopkins	72	472	6.6
4. Keenan Allen	78	509	6.5
5. Christian McCaffrey	58	357	6.2
Travis Kelce	78	480	6.2
7. Cooper Kupp	71	433	6.1
8. Stefon Diggs	77	459	6.0
9. Julio Jones	66	382	5.8
10. Tyreek Hill	75	418	5.6
<b>11. Robert Woods</b>	<b>68</b>	<b>367</b>	<b>5.4</b>
Adam Thielen	70	375	5.4



## MORE TITANS WIDE RECEIVERS

### 8 - WR CODY HOLLISTER

**6-4, 216, 3rd Year, Arkansas**

➤ Cody Hollister joined the Titans in 2019 and has spent most of his time since then on the team's practice squad and active roster.

➤ In 2021, he spent the final seven games of the regular season and the postseason on the Titans practice squad. He appeared in three games with one start, totaling 33 yards on four receptions.

➤ In 2020, Hollister spent the majority of the season on the practice squad after initially making the 53-man roster in Week 1. He appeared in two total games and caught one pass for 12 yards.

➤ He initially signed with the Titans as a free agent following a tryout during 2019 rookie minicamp. During the 2019 season he appeared in five games and posted two catches for 13 yards on the season.

➤ Originally signed by the New England Patriots as an undrafted free agent following the 2017 NFL Draft.

➤ The Bend, Ore., native played in 29 games with 12 starts at Arkansas and caught 27 passes for 342 yards and a touchdown. Also rushed twice for 48 yards and one score.



### 13 - WR RACEY MCMATH

**6-3, 217, 2nd Year, Louisiana State**

➤ The Titans selected Racey McMath with the 205th overall pick in the sixth round of the 2021 NFL Draft.

➤ In 2021, he caught two passes for eight yards and added four special teams tackles in nine games.

➤ A native of New Orleans, La., he spent four seasons at LSU, appearing in 34 total games with six starts, 33 receptions for 522 yards and four touchdowns. He was a key contributor during the Tigers' 2019 national championship campaign.

➤ As a senior (2020), started all six games in which he appeared and caught 14 passes for 195 yards and one touchdown. Added a pair of special teams tackles and a forced fumble.

➤ In 2019, he appeared in 14 games producing career highs with 17 receptions, 285 receiving yards and three touchdowns during a national championship season.

➤ He is a native of New Orleans, La.

#### 2022 Game Notes:

➤ Placed on injured reserve on Aug. 31.



### 18 - WR KYLE PHILIPS

**5-11, 189, Rookie, UCLA**

➤ The Titans selected Kyle Philips with the 163rd overall pick in the fifth round of the 2022 NFL Draft.

➤ Started 23 of his 34 games during a four-year career at UCLA, where he totaled 163 receptions for 1,821 yards and 17 touchdowns. He added 25 punt returns for 496 yards (19.8 avg.) with two touchdowns.


➤ He registered at least one reception in 32 of his 34 college games, including a streak of 29 consecutive games with at least one catch to end his career.

➤ At the end of his UCLA career, he ranked fourth on the school's all-time career receptions list. He was the first Bruin to lead the team in receptions in three straight seasons since Craig Bragg from 2001 to 2004.

➤ As a junior in 2021, he led the Bruins in receptions (59), receiving yards (739) and receiving touchdowns (10). He also led the team in punt returns (nine) and punt return average (22.6).

➤ As a redshirt freshman in 2019, he posted a career-high 60 receptions for 681 yards and five touchdowns.

➤ He is a native of San Marcos, Calif.







## TITANS OFFENSIVE LINEMEN

### CENTERS

No.	Name	Ht	Wt	Exp	College
60	Jones, Ben	6-3	308	11	Georgia
62	Levin, Corey	6-4	307	4	Chattanooga

### GUARDS

No.	Name	Ht	Wt	Exp	College
55	Brewer, Aaron	6-1	295	3	Texas State
64	Davis, Nate	6-3	316	4	Charlotte
73	Jones, Jamarco	6-4	293	5	Ohio State

### TACKLES

No.	Name	Ht	Wt	Exp	College
71	Daley, Dennis	6-6	326	4	South Carolina
77	Lewan, Taylor	6-7	309	9	Michigan
78	Petit-Frere, Nicholas	6-5	316	R	Ohio State
75	Radunz, Dillon	6-6	301	2	North Dakota State

## #55 • G/C AARON BREWER

6-1, 295, 3rd Year, Texas State

[Click for complete bio](#)

Aaron Brewer is in his third NFL season in 2022. He was signed by the Titans as an undrafted free agent on May 7, 2020.

In 2021, he appeared in 12 games with a career-high five starts, including three starts at right guard and two starts at left guard.

As a rookie in 2020, he appeared in 12 games with one start at left guard (Nov. 22 at Baltimore) before landing on reserve/COVID-19 for the postseason.

The Dallas, Texas, native appeared in 48 games with 47 consecutive starts in four seasons at Texas State. During his college career, he started at least five games at every position on the offensive line. He totaled eight starts at left tackle, seven starts at left guard, 15 starts at center, five starts at right guard and 12 starts at right tackle.

As a senior, he started all 12 contests at right tackle and earned All-Sun Belt second-team recognition. He was the highest-graded offensive lineman in the Sun Belt Conference (82.8) by Pro Football Focus, surrendering just three combined sacks and hits in 496 snaps in pass protection.

### Brewer's 2022 Preseason Games Played/Games Started:

Year	Team	GP	GS	Starts by Position
2022	Ten	2	2	LG-1, C-1

### Brewer's Career Regular Season Games Played/Games Started:

Year	Team	GP	GS	Starts by Position
2020	Ten	12	1	LG-1
2021	Ten	12	5	LG-2, RG-3
2022	Ten	0	0	
<b>NFL Totals</b>		<b>24</b>	<b>6</b>	<b>LG-3, RG-3</b>

### Brewer's Career Postseason Games Played/Games Started:

Year	Team	GP	GS	Starts by Position
2020	Ten	0	0	
2021	Ten	1	0	
<b>Playoff Totals</b>		<b>1</b>	<b>0</b>	



## #64 • G NATE DAVIS

6-3, 316, 4th Year, Charlotte

[Click for complete bio](#)



Nate Davis is in his fourth NFL season in 2022. He was selected by the Titans in the third round (82nd overall) of the 2019 NFL Draft.

Davis started 14 games at right guard in 2021, giving him 42 starts in his first three NFL seasons. Additionally, he started each of the club's five playoff games from 2019 to 2021. He helped the Titans finish fifth in the NFL in rushing in 2021 (141.4 rushing yards per game), marking the third consecutive season the Titans ranked in the top five in rushing.

Davis was a part of a 2020 offense that tied for the second-overall ranking in the NFL (396.4 yards per game), finished second in rushing (168.1), and allowed the sixth-fewest sacks (25). Davis helped pave the way for Derrick Henry to produce the NFL's eighth all-time 2,000-yard rushing season (2,027).

As a rookie in 2019, Davis played in 13 games with 12 starts at right guard. It was the highest number of starts at guard by a Titans rookie since Chance Warmack's 16 starts in 2013. He also started all three of the team's postseason games.

In four seasons at Charlotte (2015-18), Davis appeared in 41 career games with 37 starts. A four-year starter on the offensive line, Davis started at guard from 2015-17 before switching to right tackle for his senior season in 2018.

He is a native of Ashburn, Va.

### Davis' 2022 Preseason Games Played/Games Started:

Year	Team	GP	GS	Starts by Position
2022	Ten	0	0	

### Davis' Career Regular Season Games Played/Games Started:

Year	Team	GP	GS	Starts by Position
2019	Ten	13	12	RG-12
2020	Ten	16	16	RG-16
2021	Ten	14	14	RG-14
2022	Ten	0	0	
<b>NFL Totals</b>		<b>43</b>	<b>42</b>	<b>RG-42</b>


### Davis' Career Postseason Games Played/Games Started:

Year	Team	GP	GS	Starts by Position
2019	Ten	3	3	RG-3
2020	Ten	1	1	RG-1
2021	Ten	1	1	RG-1
<b>Playoff Totals</b>		<b>5</b>	<b>5</b>	<b>RG-5</b>

## #60 • C BEN JONES

6-3, 303, 11th Year, Georgia

[Click for complete bio](#)



Center Ben Jones is in his 11th NFL season and his seventh campaign with the Titans in 2022. He was signed as an unrestricted free agent on March 10, 2016.

From 2012 through 2021, Jones appeared in 160 of 161 possible regular season games, including starts in all but one game during his first six seasons in Tennessee. During those six seasons in Tennessee (2016-21), he was one of only eight offensive linemen to start at least 96 of a possible 97 games. He finished the 2021 campaign with an active streak of 40 consecutive starts, ranking third among centers.

Jones started all 17 games in 2021 and helped the Titans finish fifth in the NFL in rushing (141.4 rushing yards per game), marking the fifth time in his six seasons in Tennessee that he helped the offense rank in the top five in rushing.

From 2016 through 2021, the Titans averaged 137.7 rushing yards per game, posting the second-highest average in the NFL behind only the Baltimore Ravens (150.6). The Titans joined the Dallas Cowboys and Indianapolis Colts as the only teams in those six seasons to produce four individual 1,000-yard rushing seasons—three by Derrick Henry and one by DeMarco Murray.

In 2020, Jones started every game at center and was a part of an offense that tied for the second-overall ranking in the NFL (396.4 yards per game), finished second in rushing (168.1), and allowed the sixth-fewest sacks (25). He helped pave the way for Henry to produce the NFL's eighth all-time 2,000-yard rushing season (2,027).

In 2019, Jones captained an offensive line that helped Henry win the NFL's rushing title (1,540 yards). He started all three playoff games en route to an AFC Championship Game appearance.

On Dec. 12, 2019, Jones was named the Titans nominee for the Walter Payton NFL Man of the Year Award. Considered one of the league's most prestigious honors, the award recognizes an NFL player for outstanding community service activities off the field, as well as excellence on the field.

On Nov. 3, 2019, Jones' streak of 120 consecutive games played and 88 consecutive starts came to an end when he was deactivated with a concussion. At the time, Jones' consecutive games streak tied Kansas City's **Mitchell Schwartz** for the longest active streak in the NFL among offensive linemen, and his starting streak ranked first in the NFL among all centers.

Jones started all 16 games at center in 2018, registering a start in every contest for the fifth consecutive season, dating back to his third year in Houston (2014).

In his first year in Tennessee, Jones played a key role in an offensive turnaround. He was a key cog in helping the Titans finish 11th overall in offense, third in rushing and tied for seventh in fewest sacks allowed.

Jones was originally selected by the Houston Texans in the fourth round (99th overall) of the 2012 NFL Draft. Over the following four seasons, he started contests at center and both guard spots. He was a starter on two playoff teams in Houston (2012 and 2015).

In 2015, Jones started every game at center, extending his streak of consecutive regular season games played to 64, which was the second-longest active streak among NFL centers at the conclusion of the season.

A native of Centreville, Ala., Jones attended the University of Georgia, where his 49 total starts ranked third in school annals. He was a two-time All-SEC selection by the league's coaches and was named to Georgia's Team of the Decade. As a senior (2011), the team captain earned All-SEC first-team honors.

**Jones' 2022 Preseason Games Played/Games Started:**

Year	Team	GP	GS	Starts by Position
2022	Ten	0	0	

**Jones' Career Regular Season Games Played/Games Started:**


Year	Team	GP	GS	Starts by Position
2012	Hou	16	10	RG-10
2013	Hou	16	1	RG-1
2014	Hou	16	16	LG-16
2015	Hou	16	16	C-16
2016	Ten	16	16	C-16
2017	Ten	16	16	C-16
2018	Ten	16	16	C-16
2019	Ten	15	15	C-15
2020	Ten	16	16	C-16
2021	Ten	17	17	C-17
2022	Ten	0	0	
<b>NFL Totals</b>		<b>160</b>	<b>139</b>	<b>C-112, LG-16, RG-11</b>

**Jones' Career Postseason Games Played/Games Started:**

Year	Team	GP	GS	Starts by Position
2012	Hou	2	2	RG-2
2015	Hou	1	1	C-1
2017	Ten	2	2	C-2
2019	Ten	3	3	C-3
2020	Ten	1	1	C-1
2021	Ten	1	1	C-1
<b>Playoff Totals</b>		<b>10</b>	<b>10</b>	<b>C-8, RG-2</b>

**#77 • T TAYLOR LEWAN**

**6-7, 309, 9th Year, Michigan**  
[Click for complete bio](#)



Tackle **Taylor Lewan** is in his ninth NFL season in 2022. He was selected by the Titans with the 11th overall pick of the 2014 NFL Draft.

In 2021, Lewan returned from a season-ending injury in 2020 to start in 13 games. He helped the Titans finish fifth in the NFL in rushing (141.4 rushing yards per game), marking the fifth time during his career in Tennessee that the offense ranked in the top five in rushing.

During the franchise's "Titans era," beginning in 1999, Lewan's 98 starts at the conclusion of 2021 ranked ninth for the club. Among Titans offensive linemen, only **Michael Roos** (148), **Benji Olson** (139), **David Stewart** (116) and **Brad Hopkins** (101) had more starts than Lewan from 1999 through 2021.

Lewan's 2020 season was cut short after he was placed on injured reserve on Oct. 19, 2020, one day after suffering a knee injury against the Houston Texans. He started each of the team's first five games of the season.

In 2019, Lewan registered 12 starts during the regular season, anchoring an offensive line that helped running back **Derrick Henry** win the NFL's rushing title (1,540 yards). He started all three playoff games, including the AFC Championship Game.

Lewan was named to the Pro Bowl for the third consecutive season in 2018. He played and started in 15 of the team's 16 games at left tackle, marking his fourth consecutive season with at least 15 starts.

In 2017, Lewan became the team's first offensive lineman to make multiple Pro Bowls since center **Kevin Mawae** from 2008–2009. Lewan started all 16 games for the second consecutive season in 2017 and added starts in both postseason contests.

In 2016, Lewan started all 16 games for the first time. The left tackle was the anchor a line that helped the Titans finish 11th overall in offense, third in rushing and tied for seventh in fewest sacks allowed.

In 2015, Lewan started the first 15 games of the season at left tackle before missing the finale with a concussion.

As a rookie in 2014, Lewan played in 11 games with six starts before suffering an ankle injury. He played as a reserve for the first five games and then started in six consecutive contests before the injury caused him to be inactive the final five weeks. For his efforts, Lewan was named to the Pro Football Writers of America All-Rookie Team.

In four seasons at Michigan, Lewan appeared in 50 games with 48 starts at left tackle. He started the final 41 games of his career and was named the Big Ten Conference Offensive Lineman of the Year in 2012 and 2013. As a senior in 2013, he started all 13 games at left tackle for the third consecutive season and was named second-team *Associated Press* All-American.

At the 2014 NFL Scouting Combine, he ran the 40-yard dash in 4.87 seconds, beating all other offensive linemen in his class and clocking the fourth-fastest time among offensive linemen in the last five years (2010-14). He also ranked among the top offensive linemen at the 2014 combine in the broad jump (first at nine feet, nine inches), vertical jump (tied for third at 30.5 inches) and three-cone drill (fourth at 7.39 seconds).

A native of Cave Creek, Ariz., Lewan became the first offensive tackle selected by the Titans/Oilers in the first round since tackle Brad Hopkins (13th overall) in 1993.

**Lewan's 2022 Preseason Games Played/Games Started:**

Year	Team	GP	GS	Starts by Position
2022	Ten	1	1	LT-1

**Lewan's Career Regular Season Games Played/Games Started:**

Year	Team	GP	GS	Starts by Position
2014	Ten	11	6	LT-6
2015	Ten	15	15	LT-15
2016	Ten	16	16	LT-16
2017	Ten	16	16	LT-16
2018	Ten	15	15	LT-15
2019	Ten	12	12	LT-12
2020	Ten	5	5	LT-5
2021	Ten	13	13	LT-13
2022	Ten	0	0	
<b>NFL Totals</b>		<b>103</b>	<b>98</b>	<b>LT-98</b>



**Lewan's Career Postseason Games Played/Games Started:**

Year	Team	GP	GS	Starts by Position
2017	Ten	2	2	LT-2
2019	Ten	3	3	LT-3
2020	Ten	0	0	
2021	Ten	1	1	LT-1
<b>Playoff Totals</b>		<b>6</b>	<b>6</b>	<b>LT-6</b>

**#78 • T NICHOLAS PETIT-FRERE****6-5, 316, Rookie, Ohio State**[Click for complete bio](#)

Nicholas Petit-Frere (pronounced "puh-TEET FRAIR") was selected by the Titans with the 69th overall pick in the third round of the 2022 NFL Draft.

In four seasons at Ohio State, Petit-Frere saw action in 35 career games with 20 starts. He was a member of three consecutive Big Ten Conference championship teams (2018-20) and was a part of two Ohio State teams that qualified for the College Football Playoffs (2019-2020).

As a junior in 2021, he was named first team All-Big Ten by both the coaches and media after starting all 12 games at left tackle, helping Ohio State lead the nation in total offense and scoring offense. He added first-team All-American honors by the Football Writers Association of America and CBS Sports.

As a sophomore in 2020, he received second-team All-Big Ten honors after starting seven games at right tackle for the eighth-ranked rushing attack in the country. He was an Academic All-Big Ten selection.

Petit-Frere is a native of Tampa, Fla.

**Petit-Frere's 2022 Preseason Games Played/Games Started:**

Year	Team	GP	GS	Starts by Position
2022	Ten	3	3	LT-1, RT-2

**Petit-Frere's 2022/Career Regular Season Games Played/Games Started:**

Year	Team	GP	GS	Starts by Position
2022	Ten	0	0	

**Petit-Frere's College Games Played/Games Started:**

Year	Team	GP	GS	Starts by Position
2018	Ohio St	3	0	
2019	Ohio St	13	1	LT-1
2020	Ohio St	7	7	RT-7
2021	Ohio St	12	12	LT-12
<b>Playoff Totals</b>		<b>35</b>	<b>20</b>	<b>LT-13, RT-7</b>

**MORE TITANS OFFENSIVE LINEMEN****71 - OL DENNIS DALEY****6-6, 326, 4th year, South Carolina**

➤ Dennis Daley was acquired by the Titans in a trade with the Carolina Panthers on Aug. 29, 2022. The Titans received Daley and a 2024 seventh-round draft pick in exchange for a fifth-rounder in 2024.

➤ Prior to joining the Titans, Daley played in a total of 34 games with the Panthers, including 21 starts on the offensive line. He started 13 games at left tackle, seven at left guard and one at right guard.

➤ In 2021, he played in 15 games for Carolina, logging four starts at left guard, four starts at left tackle and one start at right guard.

➤ A native of Columbia, S.C., Daley entered the NFL as a sixth-round selection (212th overall) by the Panthers in the 2019 NFL Draft.

➤ After beginning his college career at Georgia Military College, Daley played his final two seasons at the University of South Carolina. For the Gamecocks, he started 23 of the last 24 games of his career, registering starts at both left tackle and guard, and earning SEC Academic honors.

**73 - OL JAMARCO JONES****6-4, 293, 5th year, Ohio State**


➤ Jamarco Jones was signed by the Titans as an unrestricted free agent on March 17, 2022.

➤ Prior to joining the Titans, Jones appeared in 36 games with seven starts over three seasons with the Seahawks (2019-21) after missing his entire rookie campaign while on injured reserve. His seven starts came at four different positions: right guard (3), right tackle (2), left guard (1) and left tackle (1).

➤ In 2021, he saw action in 10 games with two starts (one at right tackle, one at left guard). He was placed on injured reserve on Nov. 29 and missed five games before returning to the roster on Jan. 1.

➤ In 2019, he set career highs with 15 games played and three starts. He also started both postseason games at left guard.

➤ A native of Chicago, Ill., Jones was a two-year starter at Ohio State, where he appeared in 50 total games and started 27 consecutive contests at left tackle. He was a two-time All-Big Ten honoree. He was a part of Ohio State's national championship squad as a freshman in 2014.

**62 - C/G COREY LEVIN****6-4, 307, 3rd year, Chattanooga**

➤ Corey Levin was claimed by the Titans off waivers from the New York Jets on Sept. 1, 2021, rejoining the team that selected him in the sixth round (217th overall) of the 2017 NFL Draft. After spending the first four games of 2021 on the practice squad, he was signed to the 53-man roster on Oct. 8.

➤ In 2021, he appeared in 12 games as a reserve.

➤ He played in 16 games during his previous stint with the Titans (2017-18) before spending time with Denver and Chicago in 2019 and New England in 2020. He signed with the Jets during the 2021 offseason and was there through the 2021 preseason.

➤ In 2018, he appeared in all 16 games for the Titans with one start (Oct. 21 vs. the Chargers in London).

➤ As a rookie in 2017, Levin spent the entire season on the 53-man roster but did not see game action. He was inactive 14 times and did not play in two other contests.

➤ A native of Dacula, Ga., he appeared in 52 career games with 51 starts at Chattanooga, 45 of which were consecutive. He developed versatility over his four-year collegiate career, making starts at left guard, and both tackle spots.

**75 - OL DILLON RADUNZ****6-6, 301, 2nd Year, North Dakota State**

➤ The Titans selected Dillon Radunz with the 53rd overall pick in the second round of the 2021 NFL Draft.

➤ As a rookie in 2021, he appeared in 12 games with one start at left tackle.

➤ A native of Becker, Minn., Radunz declared for the NFL Draft after North Dakota State's lone fall game his senior season, choosing to forego the Bisons' spring football schedule.

➤ He started 32 collegiate games at NDSU and was a member of four Missouri Valley Football Conference championship teams and three NCAA Division I football national championships.

➤ In 2020, he made his 32nd consecutive and final start at left tackle for the Bison in the Oct. 3 season opener against Central Arkansas and helped the Bison rush for 276 yards in the 39-28 victory.

➤ As a junior in 2019, he started all 16 games at left tackle. In 12 regular season games, he played 682 snaps with 63 knockdowns and zero sacks allowed. NDSU rushed for a school-record 4,601 yards.

➤ He is a native of Becker, Minn.





# TITANS DEFENSIVE LINEMEN

No.	Name	Ht	Wt	Exp	College
96	Autry, Denico	6-5	285	9	Mississippi State
94	Hand, Da'Shawn	6-3	297	5	Alabama
90	Jones, Naquan	6-3	313	2	Michigan State
98	Simmons, Jeffery	6-4	305	4	Mississippi State
97	Strong, Kevin	6-4	295	4	Texas-San Antonio
93	Tart, Teair	6-2	304	3	Florida International
95	Walker, DeMarcus	6-4	280	6	Florida State

## #96 • DL DENICO AUTRY

6-5, 285, 9th Year, Mississippi State  
[Click for complete bio](#)



Defensive lineman **Denico Autry** is in his ninth NFL season and his second season with the Titans in 2022. He was signed by the Titans as an unrestricted free agent on March 19, 2021.

In 2021, Autry appeared in all 17 games with 11 starts and finished second on the team with nine sacks. His sack total tied his career high, matching the nine sacks he had in 2018 as a member of the Indianapolis Colts. He added 32 tackles, 44 quarterback pressures, 10 tackles for loss and six passes defended.

Over a four-season stretch from 2018 to 2021, Autry posted 29 sacks, ranking fifth among all NFL defensive tackles. Only **Aaron Donald** (59), **Chris Jones** (41), **DeForest Buckner** (36) and **Cameron Heyward** (31) had more during that time.

Autry also has been one of the NFL's best in blocking opponent kicks and punts. From 2014 to 2021, he recorded a league-high total of nine blocks, getting a hand on five extra point attempts, one punt and three field goals, including a blocked field goal in 2021.

After entering the NFL as a rookie free agent with the Oakland Raiders in 2014, Autry played four seasons with the Raiders (2014-17) and then three seasons with the Indianapolis Colts (2018-20). During that time he appeared in 96 games with 56 starts and amassed 200 tackles, 30.5 sacks, 53 quarterback hits, 17 passes defended, three forced fumbles and three fumble recoveries.

In 2020, Autry collected 33 tackles, 7.5 sacks, 10 quarterback pressures and nine tackles for loss in 14 games with the Colts. His 13 starts were the second-highest total of his career (14 in 2019).

In 2018, Autry led the Colts with a career-best nine sacks in his first season in Indianapolis. He also posted career highs with 13 tackles for loss and two forced fumbles.

The Albemarle, N.C., native played in 26 games (23 starts) in two seasons at Mississippi State University, totaling 73 tackles, 16 tackles for loss, six sacks and three forced fumbles. He spent his first two collegiate seasons at East Mississippi Community College where he was an NJCAA All-American and national champion.

### Autry's 2022 Preseason Statistics:

Year	Team	GP	GS	Tackle	Sack	QBP	TFL	Int	PD	FF	FR
2022	Ten	0	0	0	0.0	0	0	0	0	0	0

### Autry's Career Regular Season Statistics:

Year	Team	GP	GS	Tackle	Sack	QBP	TFL	Int	PD	FF	FR
2014	Oak	10	0	13	0.0	1	3	0	0	0	0
2015	Oak	14	8	29	3.0	7	6	0	4	0	0
2017	Oak	16	3	35	5.0	9	9	0	7	0	0
2018	Ind	12	11	37	9.0	11	13	0	1	2	1
2019	Ind	14	14	32	3.5	11	4	0	4	1	0
2020	Ind	14	13	33	7.5	10	9	0	0	0	0
2021	Ten	17	11	32	9.0	44	10	0	6	0	0
2022	Ten	0	0	0	0.0	0	0	0	0	0	0
<b>Totals</b>		<b>113</b>	<b>67</b>	<b>248</b>	<b>39.5</b>	<b>97</b>	<b>60</b>	<b>0</b>	<b>25</b>	<b>3</b>	<b>3</b>

### Autry's Career Postseason Statistics:

Year	Team	GP	GS	Tackle	Sack	QBP	TFL	Int	PD	FF	FR
2016	Oak	1	0	3	0.0	0	2	0	1	0	0
2018	Ind	2	2	4	1.0	3	2	0	0	0	0
2020	Ind	1	1	4	1.5	2	1	0	0	1	0
2021	Ten	1	1	3	1.5	2	0	0	1	0	0
<b>Totals</b>		<b>1</b>	<b>1</b>	<b>3</b>	<b>1.5</b>	<b>2</b>	<b>0</b>	<b>0</b>	<b>1</b>	<b>0</b>	<b>0</b>

### Autry's Regular Season Single-Game Highs:

- Tackles** - 9 vs. Houston (9/30/18)
- Sacks** - 3 at Jacksonville (12/2/18)
- Forced Fumbles** - 2 at Jacksonville (12/2/18)
- Fumble Recovery** - 1 (Three times, last vs. Miami, 11/25/18)
- Pass Defended** - 2 (Three times, last at L.A. Rams, 11/7/21)
- Tackles for Loss** - 4 vs. Houston (9/30/18)

### Autry's Playoff Single-Game Highs:

- Tackles** - 4 (Three times, last at Buffalo, 1/9/21)
- Sacks** - 1.5 (Twice, last vs. Cincinnati, 1/22/22)
- Forced Fumbles** - 1 at Buffalo (1/9/21)
- Passes Defended** - 1 (Twice, last vs. Cincinnati, 1/22/22)
- Tackles for Loss** - 2 (Twice, last at Kansas City, 1/12/19)

## SACKS BY DTs FROM 2018-21

In the past four seasons, Titans defensive tackle **Denico Autry** ranks in the NFL's top five in sacks among players at his position.

From 2018 to 2020, when Autry played for the Indianapolis Colts, he produced a total of 20 sacks. During that time, only five NFL players whose primary position was defensive tackle (or nose tackle) had more sacks than him.

### Most total sacks among defensive tackles or nose tackles (primary position) from 2018 to 2021:

Player	Sacks
1. Aaron Donald	59.0
2. Chris Jones	41.0
3. DeForest Buckner	36.0
4. Cameron Heyward	31.0
5. <b>Denico Autry</b>	<b>29.0</b>
6. Jonathan Allen	25.0
7. Fletcher Cox	24.0
8. Arik Armstead	22.5
Javon Hargrave	22.5
10. Jarran Reed	21.5





## MOST TOTAL BLOCKS FROM 2014-2021

During his first eight NFL seasons (2014-21), **Denico Autry** recorded a total of nine blocks, getting a hand on five extra point attempts, three field goals and one punt. Autry led the NFL in total blocks during that time, four ahead of the next-closest players on the list (five by **Margus Hunt** and **Ra'Shede Hageman**).

In 2021, Autry's first season in Tennessee, he was credited with a field goal block against the Miami Dolphins on Jan. 2.

**Most total blocked field goals, extra points and punts from 2014 to 2020:**

Player	FG	Blocked ...			Total
		PAT	Punt		
1. <b>Denico Autry</b>	3	5	1	9	
2. Margus Hunt	2	3	0	5	
Ra'Shede Hageman	1	4	0	5	
4. William Gholston	2	2	0	4	
Vincent Taylor	3	1	0	4	
Shelby Harris	4	0	0	4	
Cory Littleton	0	0	4	4	
Derek Barnett	2	2	0	4	
Henry Anderson	2	1	1	4	
10. (several tied)				3	

## #98 • DT JEFFERY SIMMONS

6-4, 305, 4th Year, Mississippi State

[Click for complete bio](#)



Defensive lineman **Jeffery Simmons** is in his fourth NFL season in 2022. He was selected by the Titans in the first round (19th overall) of the 2019 NFL Draft.

Before the start of the 2021 season, Simmons was named a team captain for the first time in his career, and he went on to become one of six players on the roster to start all 17 games. He was named to his first career Pro Bowl and added Associated Press second-team All-Pro honors after setting career highs in several categories, including sacks (8.5), tackles (54), quarterback pressures (58), tackles for loss (12) and passes defended (six). He led the squad in pressures and placed third in sacks. Among all defensive tackles in the NFL, his 8.5 sacks ranked sixth. In the divisional playoffs, he set a franchise postseason record with three sacks.

In 2020, Simmons appeared and started in 15 games. With three defensive fumble recoveries, he tied **Chase Young** for the most in the NFL in 2020 and was the first Titans defender with three fumble recoveries in a season since 2005, when linebacker **Brad Kassell** accomplished the feat. Simmons ranked second on the team with 19 quarterback pressures and added 49 tackles, three sacks, three tackles for loss, five passes defended and one forced fumble. In the franchise's "Titans era" (since 1999), he became the first player to post at least three fumble recoveries, three sacks and five passes defended in the same season. He also had three tackles and a tackle for loss in one playoff contest.

Simmons began his rookie season on the non-football injury list due to a knee injury he suffered during training in February 2019. He missed the first six games of the season before joining the 53-man roster in Week 7.

His rookie totals included 40 tackles, two sacks, two tackles for loss, 14 quarterback pressures and one pass defended in nine games (seven starts). He added four tackles, three quarterback pressures and a fumble recovery in three playoff contests.

During a three-year career as a defensive tackle at Mississippi State, Simmons appeared in 38 contests with 28 starts. He finished his career ranked sixth in school history with 32.5 in tackles for loss. He also tied for sixth in MSU annals with five forced fumbles and tied for fourth with three blocked kicks. His totals also included 163 tackles, seven sacks, seven passes defended and two defensive touchdowns.

He was a first-team All-SEC selection as a sophomore and junior and was one of two players in the nation to be named a Bednarik Award Semifinalist in both 2017 and 2018.

As a junior in 2018, Simmons was named second-team All-American after totaling 63 tackles, 17 tackles for loss and two sacks. His 17 tackles for loss led the team, ranked fourth in the SEC and were the third-most in single-season school history.



During his sophomore season (2017), he set a career high with five sacks and added 12 tackles for loss. With three total blocked kicks and punts, he became the first SEC player since 2004 to lead the nation in the category.

Simmons is a native of Macon, Miss.

### Simmons' 2022 Preseason Statistics:

Year	GP	GS	Tackle	Sack	QBP	TFL	Int	PD	FF	FR
2022	0	0	0	0.0	0	0	0	0	0	0

### Simmons' Career Regular Season Statistics:

Year	GP	GS	Tackle	Sack	QBP	TFL	Int	PD	FF	FR
2019	9	7	40	2.0	14	2	0	1	0	0
2020	15	15	49	3.0	20	3	0	5	1	3
2021	17	17	54	8.5	58	12	0	6	0	0
2022	0	0	0	0.0	0	0	0	0	0	0
<b>Totals</b>	<b>41</b>	<b>39</b>	<b>143</b>	<b>13.5</b>	<b>92</b>	<b>17</b>	<b>0</b>	<b>12</b>	<b>1</b>	<b>3</b>

### Simmons' Career Postseason Statistics:

Year	GP	GS	Tackle	Sack	QBP	TFL	Int	PD	FF	FR
2019	3	0	4	0.0	3	0	0	0	0	1
2020	1	1	3	0.0	0	1	0	0	0	0
2021	1	1	8	3.0	3	3	0	0	0	0
<b>Totals</b>	<b>5</b>	<b>2</b>	<b>15</b>	<b>3.0</b>	<b>6</b>	<b>4</b>	<b>0</b>	<b>0</b>	<b>0</b>	<b>1</b>

### Simmons' Regular Season Single-Game Highs:

- Tackles** - 7 vs. Cleveland (12/6/20)
- Sacks** - 3 at Los Angeles Rams (11/7/21)
- Forced Fumbles** - 1 vs. Chicago (11/8/20)
- Fumble Recoveries** - 1 (Three times, last vs. Detroit, 12/20/20)

### Simmons' Playoff Single-Game Highs:

- Tackles** - 8 vs. Cincinnati (1/22/22)
- Sacks** - 3 vs. Cincinnati (1/22/22)
- Fumble Recoveries** - 1 at Baltimore (1/11/20)

## TACKLES, SACKS & PASSES DEFENSED IN '21

In 2021, **Jeffery Simmons** was named to his first Pro Bowl after setting career highs with 54 tackles, 8.5 sacks and six passes defended. He was one of only five NFL players to produce at least 50 tackles, eight sacks and six passes defended during the season, joining **Maxx Crosby**, **Cameron Jordan**, **Cameron Heyward** and **T.J. Watt**. Simmons and Heyward were the only interior defensive linemen in the league to accomplish the feat.

**NFL players in 2021 with a minimum of 50 tackles, eight sacks and five passes defended:**


Player	Team	Total Tackles	Sacks	Passes Defended
Cameron Heyward	Pittsburgh	89	10.0	9
Maxx Crosby	Las Vegas	56	8.0	7
T.J. Watt	Pittsburgh	64	22.5	7
Cameron Jordan	New Orleans	59	12.5	6
<b>Jeffery Simmons</b>	<b>Tennessee</b>	<b>54</b>	<b>8.5</b>	<b>6</b>

## MORE TITANS DEFENSIVE LINEMEN

### 94 - DE Da'SHAWN HAND

6-3, 297, 5th Year, Alabama


- The Titans initially signed defensive end Da'Shawn Hand to the team's practice squad on Jan. 5, 2022.
- In 2021, he played in three games with the Lions before concluding the season with the Titans. He played for the Titans in the regular season finale.
- Prior to arriving in Tennessee, he recorded 54 tackles, three sacks, three forced fumbles and one fumble recovery over four seasons (2018-21) with the Detroit Lions. He also spent time on the Indianapolis Colts practice squad.
- In 2020, he played in 10 games with one start for the Lions and totaled 19 tackles, one tackle for loss and one forced fumble.
- During his rookie campaign in 2018, he appeared in 13 games with eight starts and recorded career highs in tackles (27), sacks (three), tackles for loss (four) and forced fumbles (two).
- The Woodbridge, Va., native appeared in 50 games at the University of Alabama (2015-17) and recorded 64 career tackles, eight sacks, 13.5 tackles for loss, one forced fumble and one fumble recovery.



### 93 - DT TEAIR TART

6-2, 304, 3rd year, Florida International

- Teair Tart was signed by the Titans as an undrafted free agent on May 7, 2020.
- In 2021, he appeared in 11 games with 10 starts. His totals included 16 tackles, three quarterback pressures and two tackles for loss, giving him career highs in each category.
- In 2020, he appeared in seven games with one start as a rookie and totaled five tackles, two quarterback pressures, one tackle for loss, one pass defended.
- The Philadelphia, Pa., native appeared in 23 games with 10 starts over two seasons at Florida International, totaling 51 tackles, 19.0 tackles for loss, six sacks, one pass defended, five quarterback pressures and two forced fumbles.
- Tart also played at Ellsworth (Iowa) Community College in 2017 and ASA (N.Y.) College in 2016.
- His first name is pronounced "tee-AIR."



### 90 - DL NAQUAN JONES

6-3, 313, 2nd Year, Michigan State

- Naquan Jones was signed by the Titans as an undrafted free agent on May 14, 2021.
- In 2021, he appeared in 13 games as a rookie and registered five starts. He totaled 29 tackles, 2.5 sacks, four quarterback pressures, four tackles for loss and two passes defended. He also started the team's divisional playoff contest and totaled two tackles and a half sack.
- A native of Foley, Ala., he appeared in 46 games with five starts on the defensive line over four seasons at Michigan State (2017-20) and totaled 78 tackles, 12.5 tackles for loss, three sacks, three passes defended, one forced fumble and one fumble recovery over his career.
- As a senior (2020), Jones saw action in all seven games and made four starts. He recorded 24 tackles, a career-high five stops for loss, one pass defended and one fumble recovery.



### 97 - DE KEVIN STRONG

6-4, 295, 4th Year, Texas-San Antonio

- The Titans initially signed free agent Kevin Strong to the practice squad on Nov. 23, 2021. He was promoted to the 53-man roster on Jan. 8, 2022.
- In 2021, he appeared in five games for the Titans during the regular season after playing one contest with the Detroit Lions. His combined season totals included six tackles. He also played in the Titans' divisional playoff game.
- He played in 15 games with one start for the Lions during the previous three seasons (2019-21) and posted 16 tackles, a sack and a pass defended.
- In 2020, he saw action in six games with one start and totaled 15 tackles as well as his first career sack.
- The Cleveland, Texas, product saw action in 47 career games with 40 starts for the University of Texas-San Antonio and totaled 106 tackles, 26.5 tackles for loss, 7.5 sacks, two forced fumbles and two blocked field goals.



### 95 - DL DeMARCUS WALKER

6-4, 280, 6th Year, Florida State

- DeMarcus Walker was signed by the Titans as a free agent on May 16, 2022.
- Prior to joining the Titans, Walker played in a total of 49 games in five seasons with the Denver Broncos (2017-20) and Houston Texans (2021). His totals during that time included 52 tackles, 12.5 sacks, 23 quarterback hits and two forced fumbles.
- In 2021, he saw action in 13 games with two starts for the Texans and registered a career-high 31 tackles to go along with two sacks, seven quarterback hits, four tackles for loss, one pass defended and one forced fumble.
- In 2020, he played in 13 games during his final season in Denver and established a career high with four starts.
- In four seasons at Florida State (2013-16), he played in 52 games with 40 starts, totaling 182 tackles, 28.5 sacks, 45 tackles for loss, seven passes defended, one interception, eight forced fumbles, two fumble recoveries and two blocked kicks.
- As a senior in 2016, Walker earned ACC Defensive Player of the Year honors and was a consensus All-American, totaling 16 sacks, 21.5 tackles for loss, and 68 stops. His sack total was the second-highest in the nation and third-most recorded by a Seminole in a season.
- The Jacksonville, Fla., native entered the NFL as a second-round selection (51st overall) by the Broncos in the 2017 NFL Draft.







# TITANS INSIDE LINEBACKERS

No.	Name	Ht	Wt	Exp	College
45	Campbell, Chance	6-2	232	R	Mississippi
53	Cole, Dylan	6-0	237	6	Missouri State
41	Cunningham, Zach	6-3	238	6	Vanderbilt
51	Long Jr., David	5-11	227	4	West Virginia
56	Rice, Monty *	6-0	233	2	Georgia

\* Reserve/Physically Unable to Perform (PUP)

## #41 • ILB ZACH CUNNINGHAM

6-3, 238, 6th Year, Vanderbilt

[Click for complete bio](#)



Inside linebacker **Zach Cunningham** is in his sixth NFL season and his second season with the Titans in 2022. He was claimed off waivers from the Houston Texans on Dec. 9, 2021.

After joining the Titans, Cunningham started the final four games of the 2021 regular season and led the defense over that stretch with 25 tackles. His totals also included three tackles for loss and one stop on special teams. In the team's divisional playoff contest, he led the defense with 10 tackles.

Cunningham joined the Titans after four-plus seasons (2017-21) in Houston, where he appeared in 72 games with 66 starts. During his time with the Texans, he tallied 570 tackles, 26 tackles for loss, 6.5 sacks, five forced fumbles, three fumble recoveries and one interception.

In 2020, he started all 16 games and led the NFL with 163 total tackles while also notching a single-season career high with three sacks. He tallied 14 tackles (nine solo) in Week 16 against Cincinnati. He also joined **J.J. Watt** as the only players in Texans history with at least 10 total tackles, one tackle for loss and one forced fumble in a single game in Week 17 vs. Tennessee.

In 2019, Cunningham started in all 16 regular season games and both postseason contests. He finished the season with 137 total tackles, seven tackles for loss, two sacks, three quarterback hits, two passes defended and two fumble recoveries, while tallying five tackles on special teams. His 137 tackles led the AFC and ranked seventh in the NFL, and he was the only player in the NFL to record over 100 tackles on defense and at least five tackles on special teams.



In 2018, he tied for the Texans team lead with a then-career-high 105 total tackles, five passes defended, one interception returned for a touchdown, three tackles for loss, two forced fumbles and one fumble recovery.

As a rookie in 2017, Cunningham finished second on the team with 82 total tackles to go along with six passes defended, five tackles for loss, two quarterback hits, 1.5 sacks and one forced fumble in 16 games. He tied for second among all NFL rookies in total tackles and fourth in franchise history among Houston rookies. He was the first player in franchise history to record 80 total tackles and eight special teams tackles in a single season.

The Pinson, Ala., native played three seasons (2014-16) at Vanderbilt University after redshirting the 2013 campaign. He finished his Commodores career ranked third in program history with 39.5 tackles for loss and totaled 295 career tackles.

Cunningham was originally selected by the Texans in the second round (57th overall) of the 2017 NFL Draft.

### Cunningham's 2022 Preseason Statistics:

Year	Team	GP	GS	Tackle	Sack	QBP	TFL	Int	PD	FF	FR
2022	Ten	0	0	0	0.0	0	0	0	0	0	0

### Cunningham's Career Regular Season Statistics:

Year	Team	GP	GS	Tackle	Sack	QBP	TFL	Int	PD	FF	FR
2017	Hou	16	13	82	1.5	2	5	0	6	1	0
2018	Hou	14	14	105	0.0	2	3	1	5	2	1
2019	Hou	16	16	137	2.0	3	7	0	2	0	2
2020	Hou	16	16	163	3.0	4	7	0	2	1	0
2021	Hou/Ten	14	11	92	0.0	1	7	0	3	1	0
2022	Ten	0	0	0	0.0	0	0	0	0	0	0
<b>Totals</b>		<b>76</b>	<b>70</b>	<b>579</b>	<b>6.5</b>	<b>12</b>	<b>29</b>	<b>1</b>	<b>18</b>	<b>5</b>	<b>3</b>

### Cunningham's Career Postseason Statistics:

Year	Team	GP	GS	Tackle	Sack	QBP	TFL	Int	PD	FF	FR
2018	Hou	1	1	7	0.0	1	0	0	1	0	0
2019	Hou	2	2	16	0.0	1	2	0	2	0	0
2021	Ten	1	1	10	0.0	0	1	0	0	0	0
<b>Totals</b>		<b>4</b>	<b>4</b>	<b>33</b>	<b>0.0</b>	<b>2</b>	<b>3</b>	<b>0</b>	<b>3</b>	<b>0</b>	<b>0</b>

### Cunningham's Regular Season Single-Game Highs:

- Tackles** - 16 (Twice, last vs. Denver 12/8/19)
- Sacks** - 1 (Five times, last at Jacksonville 11/8/20)
- Interceptions** - 1 vs. Cleveland (12/2/18)
- Passes Defended** - 3 vs. Pittsburgh (12/25/17)
- Forced Fumble** - 1 (Five times, last at Tennessee 11/21/21)
- Fumble Recovery** - 1 (Three times, last at Jacksonville 11/3/19)

### Cunningham's Playoff Single-Game Highs:

- Tackles** - 10 vs. Cincinnati (1/22/22)
- Passes Defended** - 1 (Three times, last at Kansas City 1/12/20)

## TACKLES FROM 2019 TO 2021

From 2019 to 2021, Titans inside linebacker **Zach Cunningham** had the third-highest tackle total in the NFL, according to press box tackle statistics. During that time, most of it spent with the Houston Texans, Cunningham tallied 392 total stops, trailing only Seattle's **Bobby Wagner** (467) and Chicago's **Roquan Smith** (402).

### Most total tackles from 2019 to 2021 (press box statistics):

Player	Total Tackles
1. Bobby Wagner	467
2. Roquan Smith	402
3. <b>Zach Cunningham</b>	<b>392</b>
4. Joe Schobert	386
5. Jordan Hicks	384
6. Fred Warner	380
7. Darius Leonard	375
8. De'Vondre Campbell	373
9. Foye Oluokun	365
10. Budda Baker	363

## #51 • ILB DAVID LONG JR.

5-11, 227, 4th Year, West Virginia  
[Click for complete bio](#)



Linebacker **David Long Jr.** is in his fourth NFL season in 2022. He was selected by the Titans in the sixth round (188th overall) of the 2019 NFL Draft.

In 2021, Long was limited to 10 total games due to injuries but nevertheless set a career high with nine starts. He also established career bests in tackles (75), quarterback pressures (six), tackles for loss (four), interceptions (two) and passes defended (six). His average of 7.5 tackles per game led the team.

In 2020, Long appeared in 14 games with five starts at inside linebacker. He totaled 50 tackles, one quarterback pressure, two tackles for loss, two passes defended and four stops on special teams. He recorded a start in the playoffs and tallied five tackles and one quarterback pressure.

As a rookie in 2019, Long appeared in 14 games during the regular season. He also played in all three playoff contests with one start.

During a three-year career at West Virginia, he played in 34 games with 31 starts and totaled 252 tackles, 14 sacks and 40 career tackles for loss which tied for third place on West Virginia's all-time list. In his final campaign in 2018, tied for the single-season program record with 19 tackles for loss.

As a junior at West Virginia in 2018, he was selected Big 12 Defensive Player of the Year by the coaches and the Associated Press. He also received second-team All-America honors by the Associated Press and first-team All-Big 12 accolades by the Associated Press.

Long is a native of Cincinnati, Ohio.

### Long's 2022 Preseason Statistics:

Year	GP	GS	Tackle	Sack	QBP	TFL	Int	PD	FF	FR
2022	0	0	0	0.0	0	0	0	0	0	0

### Long's Career Regular Season Statistics:

Year	GP	GS	Tackle	Sack	QBP	TFL	Int	PD	FF	FR
2019	14	0	15	0.0	0	2	0	1	1	0
2020	14	5	50	0.0	1	2	0	2	0	0
2021	10	9	75	0.0	6	4	2	6	0	0
2022	0	0	0	0.0	0	0	0	0	0	0
<b>Totals</b>	<b>38</b>	<b>14</b>	<b>140</b>	<b>0.0</b>	<b>7</b>	<b>8</b>	<b>2</b>	<b>9</b>	<b>1</b>	<b>0</b>

### Long's Career Postseason Statistics:

Year	GP	GS	Tackle	Sack	QBP	TFL	Int	PD	FF	FR
2019	3	1	16	0.0	0	2	0	0	0	0
2020	1	1	5	0.0	1	0	0	0	0	0
2021	1	1	8	1.0	1	1	0	0	0	0
<b>Totals</b>	<b>5</b>	<b>3</b>	<b>29</b>	<b>1.0</b>	<b>2</b>	<b>3</b>	<b>0</b>	<b>0</b>	<b>0</b>	<b>0</b>

### Long's Regular Season Single-Game Highs:

**Tackles** - 14 vs. Buffalo (10/18/21)  
**Interceptions** - 1 (Twice, last vs. Miami, 1/2/22)  
**Forced Fumbles** - 1 vs. Kansas City (11/10/19)

### Long's Playoff Single-Game Highs:

**Tackles** - 8 (Twice, last vs. Cincinnati, 1/22/22)  
**Sacks** - 1 vs. Cincinnati (1/22/22)  
**Tackle For Loss** - 2 at Kansas City (1/19/20)



## MORE TITANS INSIDE LINEBACKERS

**45 - LB CHANCE CAMPBELL**  
 6-2, 232, Rookie, Mississippi



➤ The Titans selected Chance Campbell in the sixth round (219th overall) of the 2022 NFL Draft.

➤ In one season at Mississippi (2021), Campbell started all 13 games and led the team with 109 tackles. He added six sacks, 11 quarterback pressures, 12.5 tackles for loss, two passes defended, three forced fumbles and led the SEC with three fumble recoveries while with the Rebels.

➤ A native of Ellicott City, Md., he transferred to Mississippi following three seasons (2018-20) the University of Maryland, where he amassed 107 tackles, 1.5 sacks, 10 tackles for loss, one interception, four passes defended, one forced fumble and one fumble recovery in 25 games.

➤ As a junior in 2020, he saw action in five games and made four starts for the Terrapins, leading the squad with 43 tackles. He earned All-Big Ten honorable mention.

**53 - LB DYLAN COLE**  
 6-0, 237, 6th Year, Missouri State



➤ Dylan Cole was signed to the Titans practice squad on Oct. 13, 2021 and promoted to the 53-man roster on Nov. 16.

➤ In 2021, he appeared in nine games and tied for third on the team with a career-high 10 special teams tackles. He added a forced fumble on special teams and also contributed six tackles, one quarterback pressure, one tackle for loss and one pass defense on defense.


➤ Cole played four years with the Houston Texans (2017-20) after originally signing as an undrafted free agent. He played in 37 games for the Texans and totaled 67 tackles, two interceptions, one fumble recovery and 19 special teams stops.

➤ In 2020, Cole saw action in six games and recorded six tackles.

➤ In his rookie season in 2017, he played in 12 games with one start, and tallied career highs in tackles (32), interceptions (two), sacks (one) and tackles for loss (four).

➤ A native of Springfield, Mo., Cole earned All-American honors as a senior at Missouri State after he led all FCS players in total tackles per game (12.9) and was second nationally in solo tackles per game (7.7).

**56 - LB MONTY RICE**  
 6-0, 233, 2nd Year, Georgia



➤ The Titans selected Monty Rice in the third round (92nd overall) of the 2021 NFL Draft.

➤ In 2021, he appeared in 10 games with four starts before finishing the season on injured reserve. He registered 30 tackles and one pass defended.

➤ The Huntsville, Ala., native played four seasons at Georgia (2017-20) where he appeared in 47 games with 28 starts and tallied 219 tackles, 10.5 tackles for loss, two sacks, 21 quarterback pressures, five passes defended, three forced fumbles and one fumble recovery returned for a touchdown for the Bulldogs.

➤ In 2020, Rice was named a finalist for the Butkus Award, which recognizes the nation's best linebacker, after amassing 49 tackles, four tackles for loss, one sack, one pass defended, two forced fumbles and one fumble recovery returned for a score.


➤ As a junior in 2019, Rice was Georgia's leading tackler with 89 total stops.

➤ In 2018, he played in nine games and made five starts. Finished as Georgia's third-leading tackler with 59 stops. Also posted 1.5 tackles for loss, one sack, two quarterback pressures, one pass defended and one forced fumble.

### 2022 Game Notes:

➤ Placed on reserve/physically unable to perform on Aug. 24.





# TITANS

## OUTSIDE LINEBACKERS

No.	Name	Ht	Wt	Exp	College
92	Adeniyi, Ola	6-1	248	5	Toledo
48	Dupree, Bud	6-4	269	8	Kentucky
58	Landry III, Harold (IR)	6-2	252	5	Boston College
59	Tuszka, Derrek	6-4	251	3	North Dakota State
99	Weaver, Rashad	6-4	259	2	Pittsburgh

## #48 • OLB BUD DUPREE

**6-4, 269, 8th Year, Kentucky**  
[Click for complete bio](#)



Outside linebacker **Bud Dupree** is in his eighth NFL season and his second campaign with the Titans in 2022. He was signed by the Titans as an unrestricted free agent on March 19, 2021.

Dupree returned from a season-ending injury with the Steelers in 2020 to play in 11 games with six starts for the Titans in 2021. He totaled 17 tackles, three sacks, 15 quarterback pressures, two tackles for loss, one pass defended and one forced fumble. In the team's divisional playoff game, he added two tackles, a sack and two quarterback pressures.

Dupree spent his first six NFL seasons in Pittsburgh after the Steelers chose him with the 22nd overall draft choice in the 2015 NFL Draft. His totals with the Steelers included 231 tackles, 39.5 sacks, 64 quarterback pressures, 53 tackles for loss, one interception, eight forced fumbles and three fumble recoveries in 81 games.

From 2019 to 2020, Dupree totaled 19.5 sacks, ranking eighth in the NFL despite missing five games. His six strip-sacks tied for fourth in the same period. In his final 17 games in Pittsburgh, he registered at least half a sack on 12 occasions.

In 2020, Dupree started the first 11 games but missed the final five contests due to injury. He totaled eight sacks, 15 quarterback hits, 31 tackles, eight tackles for loss, two forced fumbles and two passes defended.

In 2019, Dupree posted a career-best 11.5 sacks, 68 tackles, 16 tackles for loss, 17 quarterback hits, four forced fumbles, two fumble recoveries and three passes defended in a career-high 16 starts. His 16 tackles for loss ranked fourth in the NFL, while his sack total was the ninth-best in the league.

A native of Irwinton, Ga., Dupree played in 47 games with 38 starts at the University of Kentucky (2011-14) and finished with 247 tackles, 23.5 sacks, 38.0 tackles for loss and four forced fumbles. At the time he left school for the NFL, he ranked second in Wildcat history in career sacks.



### Dupree's 2022 Preseason Statistics:

Year	Team	GP	GS	Tackle	Sack	QBP	TFL	Int	PD	FF	FR
2022	Ten	1	1	0	0.0	0	0	0	0	0	0

### Dupree's Career Regular Season Statistics:

Year	Team	GP	GS	Tackle	Sack	QBP	TFL	Int	PD	FF	FR
2015	Pit	16	5	26	4.0	6	4	0	1	0	0
2016	Pit	7	4	24	4.5	6	5	0	1	1	0
2017	Pit	15	15	40	6.0	7	12	0	1	0	1
2018	Pit	16	15	42	5.5	13	8	1	3	1	0
2019	Pit	16	16	68	11.5	17	16	0	3	4	2
2020	Pit	11	11	31	8.0	15	8	0	2	2	0
2021	Ten	11	6	17	3.0	15	2	0	1	1	0
2022	Ten	0	0	0	0.0	0	0	0	0	0	0
<b>NFL Totals</b>		<b>92</b>	<b>72</b>	<b>248</b>	<b>42.5</b>	<b>79</b>	<b>55</b>	<b>1</b>	<b>12</b>	<b>9</b>	<b>3</b>

### Dupree's Career Postseason Statistics:

Year	Team	GP	GS	Tackle	Sack	QBP	TFL	Int	PD	FF	FR
2015	Pit	2	2	6	0.0	0	2	0	0	0	0
2016	Pit	3	3	15	0.5	3	1	0	1	0	0
2017	Pit	1	1	4	0.0	0	0	0	0	0	0
2021	Ten	1	0	2	1.0	2	1	0	0	0	0
<b>Playoff Totals</b>		<b>7</b>	<b>6</b>	<b>27</b>	<b>1.5</b>	<b>5</b>	<b>4</b>	<b>0</b>	<b>1</b>	<b>0</b>	<b>0</b>

### Dupree's Regular Season Single-Game Highs:

- Tackles** - 7 vs. Cleveland (1/1/17)
- Sacks** - 2.5 at Buffalo (12/11/16)
- Interceptions** - 1 at Tampa Bay (9/24/18)
- Forced Fumbles** - 1 (Eight times, last at Baltimore, 11/1/20)
- Fumble Recovery** - 1 (Three times, last at Cincinnati, 11/24/19)
- Passes Defensed** - 2 at Cleveland (9/9/18)

### Dupree's Playoff Single-Game Highs:

- Tackles** - 6 vs. Miami (1/8/17)
- Sacks** - 1 vs. Cincinnati (1/22/22)
- Passes Defensed** - 1 at Kansas City (1/15/17)

## SACKS FROM 2019 TO 2020

In **Bud Dupree's** final two seasons in Pittsburgh, he ranked eighth in the NFL with 19.5 total sacks despite missing the final five games of the 2020 campaign. He posted 11.5 sacks in 2019 and eight sacks in 2020.

Dupree also ranked ninth in the NFL from 2019 to 2020 with 24 tackles for loss.

### Most sacks in the NFL from 2019 to 2020:

Player	Sacks
1. T.J. Watt	29.5
2. Shaquil Barrett	27.5
3. Aaron Donald	26.0
Za'Darius Smith	26.0
5. Cameron Jordan	23.0
6. Myles Garrett	22.0
7. Chandler Jones	20.0
<b>8. Bud Dupree</b>	<b>19.5</b>
9. Joey Bosa	19.0
Justin Houston	19.0

Out of Dupree's 19.5 sacks from 2019 to 2020, he forced a fumble on six of those plays. His six strip-sacks tied for fourth place in that period.

### Most strip-sacks in the NFL from 2019 to 2020:

Player	Strip-Sacks
1. Shaquil Barrett	8
2. Yannick Ngakoue	7
Chandler Jones	7
<b>4. Bud Dupree</b>	<b>6</b>
Jason Pierre-Paul	6
Myles Garrett	6
T.J. Watt	6
Khalil Mack	6
9. Aaron Donald	5
Benson Mayowa	5
Haason Reddick	5

GAME PREVIEW

TEAM NOTES

PLAYER NOTES

MEDIA

STATISTICS

ROSTERS

## #58 • OLB HAROLD LANDRY III

6-2, 252, 5th Year, Boston College  
[Click for complete bio](#)



Outside linebacker **Harold Landry III** is in his fifth NFL season in 2022. He was selected by the Titans in the second round (41st overall) of the 2018 NFL Draft after the Titans traded up 16 spots in the second round (57 to 41) in order to take the former Boston College standout.

Landry was placed on injured reserve on Sept. 2, 2022.

From the start of his rookie season through 2021, Landry's 31 total sacks led the Titans. Other than **Jevon Kearse** (37), Landry produced the highest sack total by a Titans/Oilers player in his first four NFL seasons since individual sacks became an official NFL statistic in 1982.

From 2018 to 2021, Landry joined Pittsburgh's **Cameron Heyward** as the NFL's only players to be credited with at least 250 tackles (press box statistics), 30 sacks and two interceptions.

In 2021, Landry was named to his first Pro Bowl after starting all 17 games. He registered his third consecutive season to start every contest, extending his streaks to 64 consecutive games played and 52 consecutive starts. At the conclusion of 2021, his starting streak was the sixth-longest active streak in the NFL among all defensive players.

Landry's 12 sacks in 2021 led the Titans, ranked 10th in the NFL and established a career high. He became the first Titans player to record double-digit sacks in a season since **Brian Orakpo** (10.5) in 2016 and the first Titans player with 12 sacks in a season since **Jason Babin** (12.5) in 2010. Landry tied for second on the squad with 75 tackles, ranked second with a career-high 49 quarterback pressures, led the team with 14 tackles for loss, and added a forced fumble. He joined **Micah Parsons**, **Aaron Donald** and Heyward as the only NFL players in 2021 to post at least 75 tackles and 10 sacks.

Then, in the team's 2021 divisional playoff contest, he recorded 1.5 sacks. He improved his postseason career total to 4.5 sacks, becoming the organization's first player with at least four career postseason sacks since individual sacks became an official statistic in 1982.

In 2020, Landry recorded 16 starts for the second consecutive season. He led the team with 5.5 sacks, a then-career-high 32 quarterback pressures and a then-career-high 10 tackles for loss. He totaled 69 tackles and added one interception and a career-high five passes defended. In one playoff contest, he led the team with 10 tackles and two sacks.

Landry started all 16 games in 2019 and led the Titans with nine sacks. His 28 quarterback pressures ranked second, and he added 81 tackles, four tackles for loss, one pass defended, one forced fumble and two fumble recoveries. He also started all three postseason games and registered a sack and a team-high eight quarterback pressures.

As a rookie in 2018, he played in 15 games with three starts. His 4.5 sacks tied for third place on the team, and he also tied for second on the

defense with 18 quarterback pressures.

In 46 career games playing defensive end for Boston College, Landry totaled 160 tackles, 26 sacks, 47.5 tackles for loss, seven passes defended, 10 forced fumbles, one fumble recovery and one interception. His 26 career sacks were exceeded in school history by only **Mathias Kiwanuka** (37.5 from 2002-05).

As a senior in 2017, Landry played and started eight games before a season-ending ankle injury ended his year. He finished second on the team with five sacks and totaled 38 tackles, 8.5 tackles for loss and two passes defended.

In 2016, Landry set the school's single-season record with 16.5 sacks, which led the nation. He added seven forced fumbles, which also led the country, while his 22 tackles for loss ranked fifth nationally and ranked second all-time for the Eagles. His numerous honors included Walter Camp second-team All-America, AP second-team All-America and second-team All-ACC by the Atlantic Coast Sports Media Association and the league's head coaches.

He is a native of Spring Lake, N.C.

### 2022 Game Notes:

- Placed on injured reserve on Sept. 2.

### Landry's Career Regular Season Statistics:

Year	GP	GS	Tackle	Sack	QBP	TFL	Int	PD	FF	FR
2018	15	3	46	4.5	18	2	0	2	1	0
2019	16	16	81	9.0	28	4	1	1	1	2
2020	16	16	69	5.5	29	10	1	5	0	0
2021	17	17	75	12.0	49	14	0	0	1	0
2022	0	0	0	0.0	0	0	0	0	0	0
<b>Totals</b>	<b>64</b>	<b>52</b>	<b>271</b>	<b>31.0</b>	<b>127</b>	<b>30</b>	<b>2</b>	<b>8</b>	<b>3</b>	<b>2</b>

### Landry's Career Postseason Statistics:

Year	GP	GS	Tackle	Sack	QBP	TFL	Int	PD	FF	FR
2019	3	3	8	1.0	8	1	0	1	0	0
2020	1	1	10	2.0	4	1	0	0	0	0
2021	1	1	6	1.5	5	1	0	0	0	0
<b>Totals</b>	<b>5</b>	<b>5</b>	<b>24</b>	<b>4.5</b>	<b>17</b>	<b>3</b>	<b>0</b>	<b>1</b>	<b>0</b>	<b>0</b>

### Landry's Regular Season Single-Game Highs:

- Tackles** - 8 (Three times, last vs. Buffalo, 10/18/21)
- Sacks** - 2 (Three times, last vs. Buffalo, 10/18/21)
- Quarterback Pressures** - 9 at N.Y. Giants (12/16/18)
- Interceptions** - 1 (Twice, last vs. Jacksonville, 9/20/20)
- Forced Fumbles** - 1 (Three times, last at Indianapolis, 10/31/21)
- Fumble Recovery** - 1 (Twice, last vs. Tampa Bay, 10/27/19)

### Landry's Playoff Single-Game Highs:

- Tackles** - 10 vs. Baltimore (1/10/21)
- Sacks** - 2 vs. Baltimore (1/10/21)
- Quarterback Pressures** - 5 vs. Cincinnati (1/22/22)



## 2021 NFL SACK LEADERS

With a career-high 12 sacks in 2021, Titans outside linebacker **Harold Landry III** ranked fifth in the AFC and 10th in the NFL.

In the franchise's "Titans era" (1999–present), his 12 sacks tied for the fourth-highest single-season total and were the most since **Jason Babin** produced 12.5 sacks in 2010.

### Most sacks in 2021:

Player	Team	Sacks
1. T.J. Watt	Pittsburgh Steelers	22.5
2. Robert Quinn	Chicago Bears	18.5
3. Myles Garrett	Cleveland Browns	16.0
4. Nick Bosa	San Francisco 49ers	15.5
5. Trey Hendrickson	Cincinnati Bengals	14.0
6. Micah Parsons	Dallas Cowboys	13.0
7. Cameron Jordan	New Orleans Saints	12.5
Matt Judon	New England Patriots	12.5
Aaron Donald	Los Angeles Rams	12.5
10. <b>Harold Landry III</b>	<b>Tennessee Titans</b>	<b>12.0</b>



## FRANCHISE SACK LEADERS

At the conclusion of the 2021 season, his fourth NFL season, **Harold Landry III** had 31 career sacks, a total that tied for 12th in franchise history.

In the franchise's "Titans era" (1999–present), his sack total ranks behind only **Jevon Kearse** (52), **Jurrell Casey** (51), **Derrick Morgan** (44.5) and **Kyle Vanden Bosch** (38.5).

### Franchise career sack leaders\*:

Player	Seasons	Sacks
1. Elvin Bethea	1968–1983	105.0
2. Ray Childress	1985–1995	75.5
3. Jesse Baker	1979–1987	66.0
4. William Fuller	1986–1993	59.0
5. Sean Jones	1988–1993	57.5
6. Jevon Kearse	1999–2003, 2008–2009	52.0
7. Jurrell Casey	2011–2019	51.0
8. Robert Brazile	1975–1984	48.0
9. Ted Washington	1973–1982	45.0
10. Derrick Morgan	2010–2018	44.5
11. Kyle Vanden Bosch	2005–2009	38.5
12. <b>Harold Landry III</b>	<b>2018–2021</b>	<b>31.0</b>
Curley Culp	1974–1980	31.0

\* Individual sacks did not become an official NFL statistic until 1982.

## SACKS IN FIRST FOUR SEASONS

From the start of his rookie season in 2018 through 2021, **Harold Landry III's** 31 total sacks led the Titans. Other than **Jevon Kearse** (37.0 sacks from 1999 through 2001), Landry produced the highest sack total by a Titans/Oilers player in his first four NFL seasons since individual sacks became an official NFL statistic in 1982.

### Most sacks for the Titans/Oilers in a player's first three NFL seasons, 1982–2020:

Player	Seasons	Sacks
1. Jevon Kearse	1999–2002	37.0
2. <b>Harold Landry III</b>	<b>2018–2021</b>	<b>31.0</b>
3. Ray Childress	1985–1988	23.0
4. Kenny Holmes	1997–2000	22.5
5. Jurrell Casey	2011–2014	21.0
6. Travis LaBoy	2004–2007	19.5
7. Derrick Morgan	2010–2013	16.5
8. Gary Walker	1995–1998	16.0
9. (two tied)		15.5

## CONSECUTIVE GAMES WITH A HALF SACK

When **Harold Landry III** registered a sack against the New Orleans Saints on Nov. 14, he joined **Jevon Kearse** as the only Titans/Oilers players since individual sacks became an official NFL statistic in 1982 to produce at least a half sack in eight consecutive games. Kearse had a half sack or more in each of the final 10 games of his 1999 NFL Defensive Rookie of the Year campaign and in the first two games of his second season.

In 2019, Landry recorded five consecutive games with at least a half sack.

### Most consecutive games with at least a half sack for the Titans/Oilers (1982–present):

Player	Dates	Consecutive Games
1. Jevon Kearse	Oct. 31, 1999–Sept. 10, 2000	12
2. <b>Harold Landry III</b>	<b>Sept. 26, 2021–Nov. 14, 2021</b>	<b>8</b>
3. Sean Jones	Nov. 4, 1990–Dec. 23, 1990	7
Kevin Carter	Dec. 16, 2002–Sept. 28, 2003	7
5. Jevon Kearse	Sept. 28, 2003–Nov. 9, 2003	6
William Fuller	Sept. 8, 1991–Oct. 20, 1991	6
7. <b>Harold Landry III</b>	<b>Oct. 27, 2019–Dec. 1, 2019</b>	<b>5</b>
Brian Orakpo	Sept. 18, 2016–Oct. 16, 2016	5
Sean Jones	Nov. 1, 1992–Nov. 26, 1992	5
Lee Williams	Sept. 13, 1992–Oct. 18, 1992	5

## MORE TITANS OUTSIDE LINEBACKERS

### 92 - OLB OLA ADENIYI

#### 6-1, 248, 5th Year, Toledo

➤ Ola Adeniyi (pronounced "OH-la ah-DAY-nee") joined the Titans as a free agent in 2021 after spending his first three seasons with the Pittsburgh Steelers organization.


➤ In 2021, he appeared in 16 games and set career highs with 2.5 sacks, 20 quarterback pressures, two tackles for loss and one pass defended. He contributed 11 tackles on defense and tied for third on the team with a career-high 10 special teams tackles.

➤ Adeniyi appeared in 32 games with one start and tallied 25 tackles and three forced fumbles during his three-year career with the Steelers.

➤ In 2020, Adeniyi appeared in 15 games for the Steelers and tallied career-highs with 16 tackles and eight special teams stops.

➤ During his career at the University of Toledo, he saw action in 34 games with 25 starts from 2015 to 2017. He totaled 118 tackles, 28 tackles for loss, 12.5 sacks, three forced fumbles, a fumble recovery and a pass defended in his collegiate career.

➤ Adeniyi was born in Lagos, Nigeria, and raised in Fort Bend County, Texas.



### 59 - OLB DERREK TUSZKA

#### 6-5, 246, 3rd Year, North Dakota State

➤ Derrek Tuszka (last name pronounced "TUSK-uh") was claimed off waivers from the Pittsburgh Steelers on Sept. 2, 2022.

➤ Prior to joining the Titans, Tuszka played in 24 total games with the Denver Broncos (2020) and Pittsburgh Steelers (2021).

➤ In 2021, Tuszka played in 15 games for the Steelers and recorded 18 tackles, two sacks, one forced fumble and two special teams stops.

➤ As a three-year starter at defensive end for North Dakota State, Tuszka earned first team All-America honors and Missouri Valley Conference Defensive Player of the Year honors as a senior and finished his college career with 29.5 sacks.

➤ The Warner, S.D., native was drafted by the Broncos in the seventh round (254th overall) of the 2020 NFL Draft.



### 99 - OLB RASHAD WEAVER

#### 6-4, 259, 2nd Year, Pittsburgh

➤ Rashad Weaver was selected by the Titans in the fourth round (135th overall) of the 2021 NFL Draft.


➤ As a rookie in 2021, Weaver totaled two tackles in two games before being placed on injured reserve on Sept. 28.

➤ In four seasons at the University of Pittsburgh (2017-20), Weaver appeared in 35 games with 28 starts. He tallied 110 tackles, 34.5 tackles for loss, 17.0 sacks, nine passes defended, 28 quarterback pressures, five forced fumbles and four fumble recoveries.

➤ As a senior in 2020, he started nine games and totaled 35 tackles, 14.5 tackles for loss, 7.5 sacks, 12 quarterback pressures, two passes defended, three forced fumbles and one fumble recovery. Weaver was also Awarded first team All-ACC honors and was a semifinalist for the Bednarik Award.

➤ He is a native of Fort Lauderdale, Fla.






# TITANS CORNERBACKS

No.	Name	Ht	Wt	Exp	College
32	Amadi, Ugo	5-9	201	4	Oregon
30	Avery, Tre	5-11	181	R	Rutgers
3	Farley, Caleb	6-2	197	2	Virginia Tech
26	Fulton, Kristian	5-11	197	3	Louisiana State
21	McCreary, Roger	5-11	190	R	Auburn
24	Molden, Elijah	5-10	192	2	Washington

## #3 • CB CALEB FARLEY

**6-2, 197, 2nd Year, Virginia Tech**  
[Click for complete bio](#)



Cornerback **Caleb Farley** is in his second NFL season in 2022. He was selected by the Titans in the first round (22nd overall) of the 2021 NFL Draft.

Farley appeared in three games with one start during his rookie season. He finished with four tackles and one pass defended before his season came to a premature end due to a knee injury. He spent the remainder of the season on injured reserve.

Farley played two seasons at Virginia Tech, appearing in 24 games with 23 starts. His career totals included six interceptions, 25 passes defended, 56 tackles, one sack, two quarterback hits and seven kickoff returns for 152 yards (21.7 avg.).

Farley redshirted as a wide receiver in 2017 and then began playing cornerback for the first time in his redshirt freshman campaign in 2018. He continued playing for the Hokies in 2019 and then opted out of the 2020 campaign due to COVID-19 concerns.

In 2019, he started all 11 games in which he appeared and was named first team All-ACC after leading the conference with 16 passes defended. His four interceptions tied for second place in the conference. He also totaled 20 tackles and a quarterback hit.

In 2018, he earned honorable mention for the Mayo Clinic Comeback Player of the Year Award after registering 36 tackles, one tackle for loss, one sack, two interceptions and nine passes defended. He also added seven kickoff returns for 152 total yards (21.7 avg.).

Farley is a native of Maiden, N.C.



### Farley's 2022 Preseason Statistics:

Year	GP	GS	Tackle	Sack	QBP	TFL	Int	PD	FF	FR
2022	2	1	4	0.0	0	0	0	1	0	0

### Farley's Career Regular Season Statistics:

Year	GP	GS	Tackle	Sack	QBP	TFL	Int	PD	FF	FR
2021	3	1	4	0.0	0	0	0	1	0	0
2022	0	0	0	0.0	0	0	0	0	0	0
<b>Totals</b>	<b>3</b>	<b>1</b>	<b>4</b>	<b>0.0</b>	<b>0</b>	<b>0</b>	<b>0</b>	<b>1</b>	<b>0</b>	<b>0</b>

### Farley's Regular Season Single-Game Highs:

**Tackles** - 2 (Twice, last vs. Buffalo, 10/18/21)  
**Passes Defensed** - 1 at Jacksonville (10/10/21)

## #26 • CB KRISTIAN FULTON

**5-11, 197, 3rd Year, Louisiana State**  
[Click for complete bio](#)



Cornerback **Kristian Fulton** is in his third NFL season in 2022. He was selected by the Titans in the second round (61st overall) of the 2020 NFL Draft.

In 2021, Fulton became a mainstay in the Titans lineup, starting all 13 games in which he played. He contributed two interceptions and tied for 11th in the NFL with a team-high 14 passes defended. Among all players in their first two NFL seasons, his 14 passes defended in 2021 tied for the league's fourth-highest total. He also contributed 40 tackles during the regular season and added six stops in the team's divisional playoff contest.

In 2020, Fulton appeared in six games with two starts as a rookie. He totaled 16 tackles, one interception, one pass defended, one sack, one quarterback pressure and one tackle for loss. He also played in one postseason contest.

Prior to entering the NFL, the New Orleans, La., native was a two-year starter at Louisiana State. He appeared in 28 games with 25 starts and finished his career with 65 tackles, 25 passes defended and two interceptions.

As a senior in 2019, he started all 15 games and posted 38 tackles, one tackle for loss, 15 passes defended and one interception. He was recognized with second-team All-SEC honors from the Associated Press. In his final collegiate game, Fulton helped LSU secure a National Championship victory over Clemson with a career-high six tackles and one pass defended.

### Fulton's 2022 Preseason Statistics:

Year	GP	GS	Tackle	Sack	QBP	TFL	Int	PD	FF	FR
2022	2	2	1	0.0	0	0	0	0	0	0

### Fulton's Career Regular Season Statistics:

Year	GP	GS	Tackle	Sack	QBP	TFL	Int	PD	FF	FR
2020	6	2	16	1.0	1	1	1	1	0	0
2021	13	13	40	0.0	0	0	2	14	0	0
2022	0	0	0	0.0	0	0	0	0	0	0
<b>Totals</b>	<b>19</b>	<b>15</b>	<b>56</b>	<b>1.0</b>	<b>1</b>	<b>1</b>	<b>3</b>	<b>15</b>	<b>0</b>	<b>0</b>

### Fulton's Career Postseason Statistics:

Year	GP	GS	Tackle	Sack	QBP	TFL	Int	PD	FF	FR
2020	1	0	0	0.0	0	0	0	0	0	0
2021	1	1	6	0.0	0	0	0	0	0	0
<b>Totals</b>	<b>2</b>	<b>1</b>	<b>6</b>	<b>0.0</b>	<b>0</b>	<b>0</b>	<b>0</b>	<b>0</b>	<b>0</b>	<b>0</b>

### Fulton's Regular Season Single-Game Highs:

**Tackles** - 5 at Jacksonville (10/10/21)  
**Sacks** - 1 at Minnesota (9/27/20)  
**Interceptions** - 1 (Three times, last vs. Jacksonville, 12/12/21)

### Fulton's Playoff Single-Game Highs:

**Tackles** - 6 vs. Cincinnati (1/22/22)





### MOST PASSES DEFENSED IN 2021

In his second NFL season, cornerback **Kristian Fulton** tied for 11th place in the NFL and led the Titans defense with 14 passes defended. Among all players in their first two NFL seasons in 2021, he tied for the fourth-highest total behind only **Trevon Diggs** (21), **A.J. Terrell** (16) and **Bryce Hall** (16).

#### Most passes defended in 2021:

Player	Team	Passes Defensed
1. J.C. Jackson	New England Patriots	23
2. Trevon Diggs *	Dallas Cowboys	21
3. Marshon Lattimore	New Orleans Saints	19
4. James Bradberry	New York Giants	17
Anthony Brown	Dallas Cowboys	17
6. Jalen Ramsey	Los Angeles Rams	16
Kendall Fuller	Washington Football Team	16
A.J. Terrell *	Atlanta Falcons	16
Bryce Hall *	New York Jets	16
Xavien Howard	Miami Dolphins	16
11. <b>Kristian Fulton *</b>	<b>Tennessee Titans</b>	<b>14</b>
Chidobe Awuzie	Cincinnati Bengals	14
Pat Surtain II *	Denver Broncos	14
Eric Stokes *	Green Bay Packers	14

\* Rookie, first-year or second-year player in 2021

### #21 • CB ROGER McCREARY

5-11, 190, Rookie, Auburn

[Click for complete bio](#)

Cornerback **Roger McCreary** was selected by the Titans in the second round (35th overall) of the 2022 NFL Draft.

During four seasons at Auburn (2018-21), McCreary appeared in 43 games with 23 starts and posted 135 tackles, five interceptions, 35 passes defended, 10 stops for loss, a forced fumble and two fumble recoveries.

As a senior in 2021, McCreary started 12 games at cornerback for the Tigers and collected a career-best 49 tackles, an interception, a sack, two stops for loss and a team-best 16 passes defended. He was a first-team All-America selection by The Athletic, Associated Press, ESPN and Reese's Senior Bowl.

As a junior in 2020, he established career highs with three interceptions and seven tackles for loss.

McCreary is a native of Mobile, Ala.



#### McCreary's 2022 Preseason Statistics:

Year	GP	GS	Tackle	Sack	QBP	TFL	Int	PD	FF	FR
2022	1	1	0	0.0	0	0	0	0	0	0

#### McCreary's 2022/Career Regular Season Statistics:

Year	GP	GS	Tackle	Sack	QBP	TFL	Int	PD	FF	FR
2022	0	0	0	0.0	0	0	0	0	0	0

#### McCreary's College Statistics:

Year	GP	GS	Tackle	Sack	TFL	Int	PD	FF	FR
2018	7	0	5	0.0	0	0	1	0	0
2019	13	1	36	0.0	1	1	12	0	1
2020	10	10	45	0.0	7	3	6	1	0
2021	12	12	49	1.0	2	2	16	0	1
<b>Totals</b>	<b>42</b>	<b>23</b>	<b>135</b>	<b>1.0</b>	<b>10</b>	<b>6</b>	<b>35</b>	<b>1</b>	<b>2</b>

### #24 • CB ELIJAH MOLDEN

5-10, 192, 2nd Year, Washington

[Click for complete bio](#)



Cornerback **Elijah Molden** is in his second NFL season in 2022. He was selected by the Titans in the third round (100th overall) of the 2021 NFL Draft.

As a rookie in 2021, Molden appeared in 16 games with seven starts. He ranked fifth on the team and first among Titans rookies with 60 tackles and registered one interception for a touchdown. He was one of six rookie defensive backs with at least 60 tackles and one interception. Additionally, he contributed six quarterback pressures, three tackles for loss, four passes defended, one forced fumble, one fumble recovery and two stops on special teams. In the team's divisional playoff contest, he started and registered two tackles.

Prior to arriving in Tennessee, Molden totaled 153 tackles, five interceptions, 25 passes defended, four forced fumbles and two fumble recoveries in 44 games at the University of Washington. He earned first team All-Pac-12 honors on defense as a junior and senior and was named second team All-Pac-12 as an all-purpose/special teams player as a sophomore.

In 2020, Washington's football season was limited to four games due to the COVID-19 pandemic. Molden started all four contests and finished third on the squad with 26 tackles to go with one interception and two passes defended.

In 2019, Molden set career highs with a team-high 79 tackles, four interceptions and three forced fumbles with the Huskies.

He is a native of West Linn, Oregon.

#### Molden's 2022 Preseason Statistics:

Year	GP	GS	Tackle	Sack	QBP	TFL	Int	PD	FF	FR
2022	0	0	0	0.0	0	0	0	0	0	0

#### Molden's Career Regular Season Statistics:

Year	GP	GS	Tackle	Sack	QBP	TFL	Int	PD	FF	FR
2021	16	7	60	0.0	6	3	1	4	1	1
2022	0	0	0	0.0	0	0	0	0	0	0
<b>Totals</b>	<b>16</b>	<b>7</b>	<b>60</b>	<b>0.0</b>	<b>6</b>	<b>3</b>	<b>1</b>	<b>4</b>	<b>1</b>	<b>1</b>

#### Molden's Career Postseason Statistics:

Year	GP	GS	Tackle	Sack	QBP	TFL	Int	PD	FF	FR
2021	1	1	2	0.0	0	0	0	0	0	0
<b>Totals</b>	<b>1</b>	<b>1</b>	<b>2</b>	<b>0.0</b>	<b>0</b>	<b>0</b>	<b>0</b>	<b>0</b>	<b>0</b>	<b>0</b>

#### Molden's Regular Season Single-Game Highs:

- Tackles** - 8 (Three times, last at L.A. Rams, 11/7/21)
- Interceptions** - 1 at Indianapolis (10/31/21)
- Passes Defensed** - 2 at Indianapolis (10/31/21)
- Forced Fumbles** - 1 at Jacksonville (10/10/21)
- Fumble Recoveries** - 1 vs. Miami (1/2/22)

#### Molden's Playoff Single-Game Highs:

- Tackles** - 2 vs. Cincinnati (1/22/22)

## MORE TITANS CORNERBACKS

### 32 - DB UGO AMADI

5-9, 201, 4th Year, Oregon

➤ The Titans acquired Ugo Amadi (pronounced "OO-go uh-MOD-ee") in a trade with the Philadelphia Eagles on Aug. 24, 2022. The Titans received Amadi and a 2024 seventh-round draft pick in exchange for a 2024 sixth-rounder.

➤ Prior to joining the Titans, Amadi played three seasons with the Seattle Seahawks (2019-21) before being traded to Philadelphia on Aug. 15, 2022.


➤ After the Seahawks drafted him in the fourth round (132nd overall) of the 2019 NFL Draft, Amadi totaled 12 starts, 125 tackles, one interception, two forced fumbles, one fumble recovery and 18 special teams stops in 47 career games.

➤ In 2021, he appeared in all 17 games for the Seahawks with a career-high seven starts and totaled 51 tackles, an interception, six passes defended and a forced fumble.

➤ At the University of Oregon, he played in 51 games and tallied nine interceptions, two defensive touchdowns and 165 tackles. As a senior in 2018, he became the first FBS player since 2015 (Minkah Fitzpatrick) to return two interceptions for touchdowns and a punt return for a touchdown in the same season.

➤ Amadi was the 2018 recipient of the Lombardi Award, given to an FBS player for "performance and leadership honed by character and resiliency."

➤ Raised in Nashville, Amadi attended Overton High School.



### 30 - CB TRE AVERY

5-11, 181, Rookie, Rutgers

➤ Tre Avery was signed by the Titans as a rookie free agent on May 13, 2022.

➤ In four seasons at Rutgers (2018-21), Avery appeared in 35 games with 22 starts. He totaled 92 career tackles, 4.5 tackles for loss, one sack, four interceptions, 17 passes defended and one forced fumble. He added eight kick returns for 169 yards.

➤ As a senior in 2021, he appeared in 12 games with nine starts and tallied a career-high-tying 37 tackles to go along with 1.5 tackles for loss, one interception and six passes defended.

➤ As a junior in 2020, he started all nine games and recorded career-bests with 37 tackles, two tackles for loss and a team-high-tying eight passes defended. He also had an interception and was named third-team All-Big Ten by the league's coaches and media.

➤ Transferred to Rutgers in 2017 from Toledo, where he did not appear in a game.

➤ He is a native of Baltimore, Md.



## TITANS SAFETIES

No.	Name	Ht	Wt	Exp	College
31	Byard, Kevin	5-11	212	7	Middle Tennessee State
37	Hooker, Amani	5-11	210	4	Iowa
20	Johnson Jr., Lonnie	6-2	213	4	Kentucky
28	Kalu, Joshua	6-0	203	4	Nebraska
33	Moore Jr., A.J.	5-11	200	5	Mississippi

### #31 • S KEVIN BYARD

5-11, 212, 7th Year, Middle Tennessee State

[Click for complete bio](#)



Safety **Kevin Byard** is in his seventh NFL season in 2022. He was selected by the Titans in the third round (64th overall) of the 2016 NFL Draft.

Byard is one of the team's most accomplished defenders and is among the NFL's most successful safeties in recent years. He finished the 2021 campaign as a three-time team captain, two-time Pro Bowl selection and a two-time Associated Press first-team All-Pro. Since entering the league, he has been a part of six consecutive winning seasons and four playoff berths.

Byard did not miss a game from 2016 through 2021, totaling 97 games in the regular season and seven postseason games. At the conclusion of 2021, his 88 consecutive starts in the regular season was the leading current streak among all Titans players, ranked first in the NFL among defenders, and was the sixth-longest active streak among all players.

Over a five-year period from 2017 through 2021, Byard led all safeties with 23 interceptions. The only players with more interceptions in that time were cornerbacks **Xavier Howard** (27) and **J.C. Jackson** (25). His interception total was 11th on the franchise's all-time list and sixth among all Titans/Oilers safeties.

In 2021, Byard was announced as a starter to his second career Pro Bowl and earned first-team Associated Press All-Pro honors for the second time in his career. He joined **Bruce Matthews** (1999–2000) and **Albert Haynesworth** (2007–2008) as the franchise's only players in its "Titans era" (since 1999) to earn multiple first-team AP All-Pro honors.

Byard led the Titans in 2021 with five interceptions and 88 tackles, becoming the franchise's first player to lead the team in tackles and interceptions in the same season since the team began tracking individual tackle statistics in 1974. It was his second consecutive season to lead the club in tackles and the fourth time in his career he was the interceptions leader. Additionally, his 13 passes defended ranked second on the team and made up the highest total among NFL safeties. He also was credited with one sack, two quarterback pressures, one tackle for loss, two forced





fumbles, one fumble recovery and his first two career touchdowns—one on a fumble return and one on an interception return. He was the first Titans player with two defensive touchdowns in the same season since linebacker **Zach Brown** in 2012.

In 2020, Byard was a defensive team captain for the second consecutive season and the team's Walter Payton NFL Man of the Year nominee. His 111 tackles led the team and established a career high. Additionally, he registered one interception, seven passes defended, two quarterback pressures, one tackle for loss and one forced fumble. In one playoff game he produced five tackles, one pass defended and a quarterback pressure.

From 2017 through 2019, no NFL player had more interceptions than Byard, who had 17. His 2019 totals included a team-leading five interceptions, 10 passes defended, 91 tackles, one quarterback pressure and two tackles for loss. In three postseason games, he added 20 tackles and one interception.

In 2018, Byard finished with a team-leading four interceptions, 10 passes defended, 96 tackles and two sacks. He also completed a touchdown pass on a memorable fake punt to help defeat the Houston Texans (Sept. 16).

Byard experienced a breakthrough second-year season in 2017. He was named to the Pro Bowl and earned first-team Associated Press All-Pro honors after tying Detroit's **Darius Slay** for the NFL lead with eight interceptions. He added a pair of fumble recoveries to pace the league with 10 total takeaways.

As a rookie in 2016, Byard played in every game, starting the final seven contests at free safety. His 63 tackles were the most by a Titans rookie safety since **Tank Williams'** 69 tackles in 2002. He also ranked second on the squad with 10 special teams tackles.

During a four-year career at Middle Tennessee State University, he appeared in 49 games and notched 46 starts at safety while becoming one of the most prolific defenders in school history. He set school records with 19 career interceptions, 377 interception return yards and four interception returns for touchdowns, and he finished sixth in MTSU history with 312 career tackles. In total, he had a hand in 25 turnovers (19 interceptions, five forced fumbles and one fumble recovery) during his career and added 17 career passes defended and five tackles for loss. He was twice named first-team All-Conference USA.

As a senior in 2015, Byard appeared in 12 games with nine starts as a permanent team captain and was named first-team All-Conference USA for the second consecutive year. He ranked fourth on the team with 66 tackles and led the squad with four interceptions and six additional pass breakups.

The Lithonia, Ga., native set a career high in college with six interceptions as a junior and forced to fumbles the same season.

**Byard's 2022 Preseason Statistics:**

Year	GP	GS	Tackle	Sack	QBP	TFL	Int	PD	FF	FR
2022	0	0	0	0.0	0	0	0	0	0	0

**Byard's Career Regular Season Statistics:**

Year	GP	GS	Tackle	Sack	QBP	TFL	Int	PD	FF	FR
2016	16	7	63	1.0	3	5	0	4	0	0
2017	16	16	87	0.0	3	4	8	18	0	2
2018	16	16	96	2.0	4	0	4	10	0	0
2019	16	16	91	0.0	1	2	5	10	0	0
2020	16	16	111	0.0	2	1	1	7	1	0
2021	17	17	88	1.0	2	1	5	13	2	1
2022	0	0	0	0.0	0	0	0	0	0	0
<b>Totals</b>	<b>97</b>	<b>88</b>	<b>536</b>	<b>4.0</b>	<b>15</b>	<b>13</b>	<b>23</b>	<b>62</b>	<b>3</b>	<b>3</b>

**Byard's Career Postseason Statistics:**

Year	GP	GS	Tackle	Sack	QBP	TFL	Int	PD	FF	FR
2017	2	2	16	0.0	0	0	0	0	0	0
2019	3	3	20	0.0	0	0	1	1	0	0
2020	1	1	5	0.0	1	0	0	1	0	0
2021	1	1	3	0.0	0	0	0	0	0	0
<b>Totals</b>	<b>7</b>	<b>7</b>	<b>44</b>	<b>0.0</b>	<b>1</b>	<b>0</b>	<b>1</b>	<b>2</b>	<b>0</b>	<b>0</b>

**Byard's Regular Season Single-Game Highs:**

- Tackles** - 16 vs. Washington (12/22/18)
- Sacks** - 1 (Four times, last at New England, 11/28/21)
- Tackles For Loss** - 2 (Twice, last at Miami, 10/8/17)
- Interceptions** - 3 at Cleveland (10/22/17)
- Passes Defended** - 3 (Twice, last vs. Baltimore, 11/5/17)
- Forced Fumbles** - 1 (Twice, last vs. Kansas City, 10/24/21)
- Fumble Recoveries** - 1 (Three times, last at Jacksonville, 10/10/21)

**Byard's Playoff Single-Game Highs:**

- Tackles** - 11 at Baltimore (1/11/20)
- Interceptions** - 1 at Baltimore (1/11/20)

**MOST INTERCEPTIONS FROM 2017-2021**

Since the beginning of the 2017 campaign, Titans safety **Kevin Byard** leads all safeties and ranks third in the NFL with 23 interceptions.

**Most interceptions from 2017-2021:**

Player	Interceptions
1. Xavien Howard	27
2. J.C. Jackson	25
3. <b>Kevin Byard</b>	<b>23</b>
4. Justin Simmons	19
5. Jordan Poyer	18
6. Harrison Smith	17
7. Tre'Davious White	16
8. Marcus Williams	15
9. (three tied)	14

**2021 NFL INTERCEPTION LEADERS**

Titans safety **Kevin Byard** led the Titans and tied for fourth place in the NFL in 2021 with five interceptions. Only Cowboys cornerback **Trevon Diggs**, Patriots cornerback **J.C. Jackson** and Lions cornerback **Amani Oruwariye** had more.

**Most interceptions in 2021:**

Player	Team	Interceptions
1. Trevon Diggs	Dallas Cowboys	11
2. J.C. Jackson	New England Patriots	8
3. Amani Oruwariye	Detroit Lions	6
4. <b>Kevin Byard</b>	<b>Tennessee Titans</b>	<b>5</b>
Micah Hyde	Buffalo Bills	5
Jordan Poyer	Buffalo Bills	5
Quandre Diggs	Seattle Seahawks	5
Justin Simmons	Denver Broncos	5
Xavier McKinney	New York Giants	5
Rasul Douglas	Green Bay Packers	5
Xavien Howard	Miami Dolphins	5

**2021 TITANS TACKLE LEADERS**

In addition to leading the Titans with five interceptions in 2021, safety **Kevin Byard** also led the defense with 88 total tackles. It was the second consecutive season in which Byard led the Titans in tackles after totaling 111 stops in 2020.

**Titans tackle leaders in 2021:**

Player	Position	Total	Solo	Assist
1. <b>Kevin Byard</b>	<b>S</b>	<b>88</b>	<b>57</b>	<b>31</b>
2. Harold Landry III	OLB	75	51	24
David Long Jr.	ILB	75	46	29
4. Amani Hooker	S	62	38	24
5. Elijah Molden	CB	60	42	18
6. Rashaan Evans	ILB	57	35	22
7. Jayon Brown	ILB	55	35	20
8. Jackrabbit Jenkins	CB	54	38	16
Jeffery Simmons	DT	54	42	12
10. Kristian Fulton	CB	40	30	10



## CONSECUTIVE STARTS, ACTIVE DEFENDERS

Titans safety **Kevin Byard** has never missed a game in his NFL career and has started every game since the 10th game of his rookie season in 2016.

Among all current safeties, Byard's active consecutive starting streak ranks first in the NFL.

### Longest current starting streak among active NFL safeties:

Player	Current Team	Active Consecutive Starting Streak
1. <b>Kevin Byard</b>	Tennessee Titans	88
2. Adrian Amos	Green Bay Packers	67
3. Justin Simmons	Denver Broncos	65
4. Duron Harmon	Atlanta Falcons	39
5. Quandre Diggs	Seattle Seahawks	33

Byard not only has the longest starting streak among safeties, he now holds the longest starting streak among all NFL defensive players. Teammate **Harold Landry III** (52) ranks sixth.

The only offensive players in the NFL with a longer active starting streak at the conclusion of 2021 were offensive linemen **Jake Matthews** (127), **Charles Leno** (110), **Alejandro Villanueva** (107) and **Jason Kelce** (122) and quarterback **Tom Brady** (93).

### Longest current starting streak among active NFL defensive players:

Player (Position)	Current Team	Active Consecutive Starting Streak
1. <b>Kevin Byard (S)</b>	Tennessee Titans	88
2. Adrian Amos (S)	Green Bay Packers	67
3. Leonard Floyd (LB)	Los Angeles Rams	65
Justin Simmons (S)	Denver Broncos	65
DaQuan Jones (DT)	Carolina Panthers	65
6. <b>Harold Landry III (OLB)</b>	Tennessee Titans	52

## FRANCHISE INTERCEPTION LEADERS

Titans safety **Kevin Byard** is tied with **Willie Alexander** and **Samari Rolle** for 11th place on the franchise's all-time interceptions list. He is in sixth place among all Titans/Oilers safeties.

### Most career interceptions in franchise history:

Player (Position)	Years	Int	Yds	Avg	Lg	TD
1. Jim Norton (S)	1960-68	45	592	13.2	56	1
2. Cris Dishman (CB)	1988-96	31	348	11.2	43	1
3. Fred Glick (S)	1961-66	30	390	13.0	45	1
4. Tony Banfield (CB)	1960-65	27	224	8.3	58	0
W.K. Hicks (CB)	1964-69	27	457	16.9	62	0
Darryll Lewis (CB)	1991-98	27	540	20.0	98t	5
7. Mike Reinfeldt (S)	1976-83	26	375	14.4	39	0
8. Michael Griffin (S)	2007-15	25	328	13.1	83t	1
Ken Houston (S)	1967-72	25	650	26.0	78	9
10. Zeke Moore (CB)	1967-77	24	444	18.5	74	2
11. <b>Kevin Byard (S)</b>	2016-21	23	276	12.0	33	1
Willie Alexander (CB)	1971-79	23	379	16.5	95t	1
Samari Rolle (CB)	1998-04	23	349	15.2	81t	1
14. Marcus Robertson (S)	1991-00	22	428	19.5	69	0
15. Gregg Bingham (LB)	1973-84	21	279	13.3	54	0

## INTERCEPTIONS IN FIRST SIX SEASONS

Titans safety **Kevin Byard** totaled 23 interceptions from the time he entered the NFL in 2016 as a third-round draft pick through 2021. Since the 1970 NFL-AFL merger, his total tied for first among all franchise players in their first six seasons.

### Most interceptions in a Titans/Oilers player's first six seasons, 1970-2021:

Player (Position)	First Four Seasons	Interceptions
1. <b>Kevin Byard (S)</b>	2016-2021	23
Mike Reinfeldt (S)	1976-1981	23
Cris Dishman (CB)	1988-1993	23
4. Samari Rolle (CB)	1998-2003	22
5. Michael Griffin (S)	2007-2012	21

Among all active NFL players in 2021, only four had more interceptions than Byard in their first six NFL seasons. No other safety had more than Byard's 23 interceptions in the first six seasons of his career.

### Active NFL players with the most interceptions their first six NFL seasons (through 2021):

Player (Position)	First Six Seasons	Interceptions
1. Marcus Peters (CB)	2015-2020	31
2. Richard Sherman (CB)	2011-2016	30
3. Xavien Howard (CB)	2016-2021	27
4. J.C. Jackson (CB)	2018-2021	25
5. <b>Kevin Byard (S)</b>	2016-2021	23

## 2019 NFL INTERCEPTION LEADERS

Titans safety **Kevin Byard** tied for fourth place in the NFL with five interceptions in 2019.

### Most interceptions in 2019:

Player	Interceptions
1. Stephon Gilmore	6
Anthony Harris	6
Tre'Davious White	6
4. <b>Kevin Byard</b>	5
J.C. Jackson	5
Devin McCourty	5
Janoris Jenkins	5
Marcus Peters	5
Minkah Fitzpatrick	5
Darius Leonard	5
Kevin King	5
Joe Haden	5

## SEASON INTERCEPTIONS, TEAM HISTORY

**Kevin Byard** recorded a team-high eight interceptions in 2017. His total tied for seventh in franchise history and was the highest by any franchise player since Oilers cornerback **Rishard Johnson** picked off eight passes in 1990.

### Most interceptions in a season, franchise history:

Player	Season	Position	Interceptions
1. Mike Reinfeldt	1979	S	12
Fred Glick	1963	S	12
3. Miller Farr	1967	CB	10
4. Ken Houston	1971	S	9
W.K. Hicks	1965	CB	9
Jim Norton	1961	S	9
7. <b>Kevin Byard</b>	2017	S	8
Richard Johnson	1990	CB	8
Pete Jaquess	1964	CB	8
Jim Norton	1962	S	8
Tony Banfield	1961	CB	8



## 2017 NFL LEADERS

Titans safety **Kevin Byard** tied for the NFL lead with eight interceptions in 2017, his second NFL season. He shared the top of the leaderboard with Detroit Lions cornerback **Darius Slay**.

### Most interceptions in 2017:

Player	Team	Position	Interceptions
1. <b>Kevin Byard</b>	<b>Tennessee</b>	<b>S</b>	<b>8</b>
Darius Slay	Detroit	CB	8
3. Eric Weddle	Baltimore	S	6
A.J. Bouye	Jacksonville	CB	6
5. (five tied)			5

Additionally, Byard recorded two fumble recoveries on defense. His 10 total defensive takeaways were the most in the NFL.

Slay ranked second with nine takeaways, while Kansas City cornerback **Marcus Peters** tied Baltimore safety **Eric Weddle** for third place with seven takeaways.

### Most total defensive takeaways in 2017:

Player	Team	Interceptions	Def. Fumble Recoveries	Total Takeaways
1. <b>Kevin Byard</b>	<b>Ten</b>	<b>8</b>	<b>2</b>	<b>10</b>
2. Darius Slay	Det	8	1	9
3. Marcus Peters	KC	5	2	7
Eric Weddle	Bal	6	1	7
5. (four tied)				6

## INTERCEPTIONS IN A GAME, TEAM HISTORY

With three interceptions at Cleveland on Oct. 22, 2017, safety **Kevin Byard** tied a franchise record and became the ninth player in franchise history to record three interceptions in a regular season game.

Byard became the first NFL player in 2017 to record three interceptions in a game and the first NFL player to do so since Philadelphia Eagles safety **Kurt Coleman** at Washington on Oct. 16, 2011. He was the first Titans player to record three interceptions in a game since linebacker **Keith Bulluck** accomplished the feat at New Orleans on Monday night, Sept. 24, 2007.

### Most interceptions in a game, franchise history:

Player (Pos)	Date	Opp	Int	Yds	Avg	TD
1. <b>Kevin Byard (S)</b>	<b>10/22/17</b>	<b>Cle</b>	<b>3</b>	<b>60</b>	<b>20.0</b>	<b>0</b>
Keith Bulluck (LB)	9/24/07	NO	3	51	17.0	0
Samari Rolle (CB)	12/26/99	Jac	3	66	22.0	0
Marcus Robertson (S)	11/21/93	Cle	3	69	23.0	0
Willie Alexander (CB)	11/14/71	Oak	3	40	13.3	0
Ken Houston (S)	10/24/71	Pit	3	28	9.3	0
Miller Farr (CB)	10/15/67	NYJ	3	128	42.7	1
W.K. Hicks (CB)	10/31/65	Buf	3	50	16.7	0
Jim Norton (S)	12/2/62	Den	3	22	7.3	0

## PLAYERS WITH INTERCEPTION & TD PASS

In a victory over the Houston Texans on Sept. 16, 2018, **Kevin Byard** completed a 66-yard touchdown pass to defensive back **Dane Cruikshank**.

Byard became the first defensive player in franchise history to record a touchdown pass. Additionally, Byard's touchdown pass was the longest by a defensive player in the Super Bowl era. The previous long was held by Los Angeles Rams defensive back **Ed Meador**, who had an 18-yard touchdown pass at Atlanta on Nov. 19, 1967.

Byard, who tied for the NFL lead in 2017 with eight interceptions, also became only the fifth player in the Super Bowl era to throw at least one touchdown pass and record at least one career interception.

### NFL players in the Super Bowl era with at least one career interception and one career touchdown pass (1966 through 2018):

Player	NFL Seasons	Career Pass TDs	Career Interceptions
<b>Kevin Byard</b>	<b>2016–2018</b>	<b>1</b>	<b>12</b>
Randy Moss	1998–2012	2	1
Tom Myers	1972–1981	1	36
Eddie Meador	1966*–1970	1	26
Paul Krause	1966*–1979	1	63

\* Meador played from 1959–1970; Krause played from 1964–1979

## #37 • S AMANI HOOKER

5-11, 210, 4th Year, Iowa

[Click for complete bio](#)



Safety **Amani Hooker** is in his fourth NFL season in 2022. He was selected by the Titans in the fourth round (116th overall) of the 2019 NFL Draft.

Hooker appeared in 12 games in 2021 with a career-high 12 starts. He totaled a career-best 62 tackles, one tackle for loss, one interception, four passes defended and one forced fumble. He added seven tackles and an interception in the team's divisional playoff contest.

In 2020, Hooker played 16 games with three starts. He tied **Malcolm Butler** for the team lead with four interceptions and ranked fourth on the team with seven special teams tackles. Additionally, he totaled one tackle for loss and eight passes defended.

As a rookie in 2019, Hooker played as a reserve safety in all 16 games and collected 13 tackles while ranking third on the team with eight special teams tackles.

During a three-year career at Iowa, Hooker played in 36 games with 19 starts and totaled 125 tackles, six interceptions, a sack, 3.5 tackles for loss and nine passes defended. He declared for the NFL Draft following his junior campaign.

Hooker is a native of Minneapolis, Minn.

### Hooker's 2022 Preseason Statistics:

Year	GP	GS	Tackle	Sack	QBP	TFL	Int	PD	FF	FR
2022	1	1	2	0.0	0	0	0	0	0	0

### Hooker's Career Regular Season Statistics:

Year	GP	GS	Tackle	Sack	QBP	TFL	Int	PD	FF	FR
2019	16	0	13	0.0	0	0	0	0	0	0
2020	16	3	44	0.0	0	1	4	8	0	0
2021	12	12	62	0.0	0	1	1	4	1	0
2022	0	0	0	0.0	0	0	0	0	0	0
<b>Totals</b>	<b>44</b>	<b>15</b>	<b>119</b>	<b>0.0</b>	<b>0</b>	<b>2</b>	<b>5</b>	<b>12</b>	<b>1</b>	<b>0</b>

### Hooker's Career Postseason Statistics:

Year	GP	GS	Tackle	Sack	QBP	TFL	Int	PD	FF	FR
2019	3	0	3	0.0	0	0	0	0	0	0
2020	1	0	0	0.0	0	0	0	0	0	0
2021	1	1	7	0.0	0	0	1	2	0	0
<b>Totals</b>	<b>5</b>	<b>1</b>	<b>10</b>	<b>0.0</b>	<b>0</b>	<b>0</b>	<b>1</b>	<b>2</b>	<b>0</b>	<b>0</b>

### Hooker's Regular Season Single-Game Highs:

**Tackles** - 12 at L.A. Rams (11/7/21)  
**Interceptions** - 1 (Five times, last vs. San Francisco, 12/23/21)  
**Passes Defended** - 2 (Twice, last at Baltimore, 11/22/20)

### Hooker's Playoff Single-Game Highs:

**Tackles** - 7 vs. Cincinnati (1/22/22)  
**Interceptions** - 1 vs. Cincinnati (1/22/22)  
**Passes Defended** - 2 vs. Cincinnati (1/22/22)



## MORE TITANS SAFETIES

### 20 - DB LONNIE JOHNSON JR.

6-2, 213, 4th Year, Kentucky

➤ The Titans claimed Lonnie Johnson Jr. off waivers from the Kansas City Chiefs on Aug. 16, 2022.

➤ Prior to joining the Titans, Johnson appeared in 44 games with 19 starts for the Houston Texans from 2019 to 2021. He recorded 159 tackles, three interceptions, 13 passes defensed and 13 special teams stops before being traded from the Texans to the Chiefs on May 2, 2022.

➤ In 2021, he played in 14 games for the Texans with seven starts, totaling 51 tackles and three interceptions.

➤ In a two-year career at the University of Kentucky, Johnson appeared in 26 games and registered one interception and 12 passes defensed. Additionally, he played one season at Garden City (Kan.) Community College and one year at San Bernadino Valley Community College.

➤ The Gary, Ind., native was selected by the Texans in the second round (54th overall) of the 2019 NFL Draft.



### 28 - DB JOSHUA KALU

6-0, 203, 4th Year, Nebraska

➤ Joshua Kalu re-signed with the Titans as a free agent on July 23, 2022.

➤ He spent the entire 2021 season on injured reserve with the New York Giants after sustaining an injury during preseason.

➤ Kalu previously played three seasons with the Titans (2018-20) after signing as an undrafted college free agent in 2018. Over those three seasons, he played in 28 games and totaled 26 tackles, one passed defensed, 15 special teams stops and one blocked field goal.

➤ In Week 10 of 2019 against Kansas City, Kalu secured a victory by coming off the edge and blocking Harrison Butker's potential game-tying 52-yard field goal as time expired.

➤ In 2018, he made his NFL debut and appeared in five games during his rookie season.

➤ The Houston, Texas, native played in 48 games with 37 starts at cornerback and safety over four seasons at the University of Nebraska. He totaled 215 tackles, two sacks, 27 passes defensed, seven interceptions for 78 yards and a score, three forced fumbles and one fumble recovery. At the conclusion of his career, his 27 passes defensed tied for seventh in Cornhusker history, and his 215 career tackles ranked fifth all-time among Nebraska defensive backs and among the top 30 overall tacklers in Cornhusker history.



### 33 - S A.J. MOORE JR.

5-11, 200, 5th Year, Mississippi

➤ A.J. Moore Jr. was signed by the Titans as an unrestricted free agent on March 21, 2022.

➤ Prior to arriving in Tennessee, Moore spent his first four NFL seasons (2018-21) with the Houston Texans, amassing 35 tackles, a sack, two stops for loss, two forced fumbles, a fumble recovery and 34 special teams tackles.

➤ In 2021, he played in 12 games and posted two tackles with a forced fumble on defense to go along with seven special teams tackles. He missed the first three games of the season before being activated from injured reserve designated to return on Oct. 2.

➤ The Bassfield, Miss., native was originally signed by the New England Patriots as a rookie free agent in 2018. The Texans claimed him off waivers from the Patriots on Sept. 1, 2018.

➤ Moore played four seasons (2014-17) at Mississippi and appeared in 37 career games over four seasons for the Rebels, recording 132 total tackles, two sacks, five passes defensed, three fumble recoveries and two forced fumbles.



## TITANS SPECIALISTS

### PUNTERS

No.	Name	Ht	Wt	Exp	College
4	Stonehouse, Ryan	5-10	193	R	Colorado State

### KICKERS

No.	Name	Ht	Wt	Exp	College
14	Bullock, Randy	5-9	210	11	Texas A&M
11	Shudak, Caleb *	5-7	177	R	Iowa

### LONG SNAPPERS

No.	Name	Ht	Wt	Exp	College
46	Cox, Morgan	6-4	233	12	Tennessee

\* Reserve/Physically Unable to Perform (PUP)

## #46 • LS MORGAN COX

6-4, 233, 13th Year, Tennessee

[Click for complete bio](#)



Long snapper **Morgan Cox** is in his 13th NFL season and his second campaign with the Titans in 2022. He was signed by the Titans as an unrestricted free agent on March 19, 2021.

In 2021, Cox handled all of the team's long snapping duties in all 17 regular season games and one postseason game. He helped kicker **Randy Bullock** finish ninth in franchise history with 120 points in a single season, including three game-winning field goals (Sept. 19 at Seattle, Oct. 31 at Indianapolis and Dec. 23 against San Francisco). He also snapped for punter **Brett Kern**, who had the league's third-best ratio of punts inside the 20 to touchbacks (18:1).

In his first 11 seasons, Cox appeared in 165 regular season games for the Baltimore Ravens, serving as the team's primary long snapper after entering the NFL as an undrafted free agent in 2010. He was selected to four Pro Bowls and was a part of five playoff teams in Baltimore, totaling 10 postseason games played.

In 2020, he earned his fourth career Pro Bowl selection. He helped kicker Justin Tucker record his fifth consecutive season with at least 130 points, tying the NFL record of consecutive seasons with 130-plus points. Tucker connected on 26 of 29 field goals (89.7 percent) and was 52 of 53 on extra points (98.1 percent). Cox also snapped on all 51 of Sam Koch's 51 punts, as Koch was the NFL's only punter to place at least 20 punts (22) inside in the 20-yard line and have no more than one touchback.

A native of Collierville, Tenn., Cox played 38 games in three seasons (2007-09) as the primary long snapper at the University of Tennessee.

### Cox's 2022 Preseason Statistics:

Year	Team	GP	GS	SpT Tackles
2022	Ten	3	0	0

### Cox's Career Regular Season Statistics:

Year	Team	GP	GS	SpT Tackles
2010	Bal	15	0	1
2011	Bal	16	0	0
2012	Bal	16	0	2
2013	Bal	16	0	2
2014	Bal	7	0	0
2015	Bal	16	0	0
2016	Bal	16	0	2
2017	Bal	16	0	1
2018	Bal	16	0	1
2019	Bal	16	0	0
2020	Bal	15	0	2
2021	Ten	17	0	1
2022	Ten	0	0	0
<b>NFL Totals</b>		<b>182</b>	<b>0</b>	<b>12</b>



**Cox's Career Postseason Statistics:**

Year	Team	GP	GS	SpT	Tackles
2011	Bal	2	0	0	0
2012	Bal	4	0	0	0
2018	Bal	1	0	0	0
2019	Bal	1	0	0	0
2020	Bal	2	0	0	0
2021	Ten	1	0	0	0
<b>Playoff Totals</b>		<b>11</b>	<b>0</b>	<b>0</b>	<b>0</b>

**#14 • K RANDY BULLOCK**

5-9, 210, 11th Year, Texas A&M

[Click for complete bio](#)



Kicker **Randy Bullock** is in his 11th NFL season and his second campaign with the Titans in 2022. He was added to the practice squad on Sept. 11, 2021 and promoted to the 53-man roster four days later.

Bullock appeared in 16 games during the 2021 regular season. He made 26 field goals on 31 attempts (83.9 percent) and added 42 extra points on 45 attempts (93.3 percent). His 120 points ranked ninth in franchise history and were the most by a Titans player since **Ryan Succop** scored 136 points in 2017. He totaled a career-high three game-winning field goals: Sept. 19 at Seattle, Oct. 31 at Indianapolis and Dec. 23 against San Francisco. Bullock's 42 extra points tied for seventh in franchise annals. Additionally, he made one field goal and one extra point in the team's divisional playoff contest.

Prior to joining the Titans, Bullock appeared in 107 games over nine seasons with the Houston Texans (2012-15), New York Jets (2015), New York Giants (2016), Pittsburgh Steelers (2016 and Cincinnati Bengals (2016-20). He also had a stint with the Detroit Lions during the 2021 offseason.

Through his first nine seasons, he connected on 168 of 202 field goal attempts (83.2 percent) and 215 of 225 extra points (95.6 percent).

In 2020, he played in 12 games for the Bengals and made 21 of 26 field goal attempts and 24 of 25 extra point attempts.

In 2017, he registered a career-best rate of 90 percent on field goals (18 of 20) and also was 31 of 33 on extra point chances.

In four seasons at Texas A&M (2008-11), he set school records for total points (365), field goals (63) and extra points (176). As a senior in 2011, he was named first-team All-American and won the Lou Groza Award for college football's best placekicker.

**Bullock's 2022 Preseason Statistics:**

Year	Team	GP	FGM	FGA	Pct	Lg	XPM	XPA	Pts
2022	Ten	2	3	3	100.0	49	2	2	11

**Bullock's Career Regular Season Statistics:**

Year	Team	GP	FGM	FGA	Pct	Lg	XPM	XPA	Pts
2013	Hou	16	26	35	74.3	51	26	26	104
2014	Hou	16	30	35	85.7	55	40	40	130
2015	Hou/NYJ	11	19	23	82.6	49	22	25	79
2016	NYG/Pit/Cin	5	8	9	88.9	44	9	10	33
2017	Cin	15	18	20	90.0	51	31	33	85
2018	Cin	16	19	23	82.6	51	39	41	96
2019	Cin	16	27	31	87.1	57	24	25	105
2020	Cin	12	21	26	80.8	55	24	25	87
2021	Ten	16	26	31	83.9	51	42	45	120
2022	Ten	0	0	0	-	-	0	0	0
<b>NFL Totals</b>		<b>123</b>	<b>194</b>	<b>233</b>	<b>83.3</b>	<b>57</b>	<b>257</b>	<b>270</b>	<b>839</b>

**Bullock's Career Postseason Statistics:**

Year	Team	GP	FGM	FGA	Pct	Lg	XPM	XPA	Pts
2021	Ten	1	1	1	100.0	34	1	1	4

**Bullock's Regular Season Single-Game Highs:**

- Field Goals Made** - 6 vs. Baltimore (12/21/14)
- Field Goal Attempts** - 6 vs. Baltimore (12/21/14)
- Longest Field Goal** - 57 at Miami (12/22/19)
- PATs Made** - 6 vs. Tennessee (11/30/14)
- PATs Attempted** - 6 vs. Tennessee (11/30/14)
- Points** - 19 vs. Baltimore (12/21/14)

**Bullock's Playoff Single-Game Highs:**

- Field Goals Made** - 1 vs. Cincinnati (1/22/22)
- Field Goal Attempts** - 1 vs. Cincinnati (1/22/22)
- Longest Field Goal** - 34 vs. Cincinnati (1/22/22)
- PATs Made** - 1 vs. Cincinnati (1/22/22)
- PATs Attempted** - 1 vs. Cincinnati (1/22/22)
- Points** - 4 vs. Cincinnati (1/22/22)

**FRANCHISE SINGLE-SEASON SCORING**

During his first season with the Titans, kicker **Randy Bullock** made 26 field goals on 31 attempts and added 42 extra points on 45 attempts. Bullock's total of 120 points ranked ninth in franchise history and was the highest number by a Titans player since **Ryan Succop's** franchise-record-tying 136 points in 2017.

**Most points in a season, franchise history:**

Player	Season	TD	XPM	FGM	2PT	Points
1. Ryan Succop	2017	0	31	35	0	136
Al Del Greco	1998	0	28	36	0	136
3. Rob Bironas	2007	0	28	35	0	133
4. Al Del Greco	1996	0	35	32	0	131
5. Rob Bironas	2008	0	40	29	0	127
6. Al Del Greco	1993	0	39	29	0	126
7. Gary Anderson	2003	0	42	27	0	123
8. Rob Bironas	2011	0	34	29	0	121
9. <b>Randy Bullock</b>	<b>2021</b>	<b>0</b>	<b>42</b>	<b>26</b>	<b>0</b>	<b>120</b>
10. Rob Bironas	2009	0	37	27	0	118
Al Del Greco	2000	0	37	27	0	118

**#4 • P RYAN STONEHOUSE**

5-10, 193, Rookie, Colorado State

[Click for complete bio](#)



Punter **Ryan Stonehouse** was signed by the Titans as a rookie free agent on May 13, 2022.

Stonehouse appeared in 53 games over five seasons at Colorado State (2017-21) and set an NCAA career record with a 47.8-yard gross punting average. His career totals included 244 punts for 11,656 yards with 91 punts inside the 20. He totaled 106 punts of 50-plus yards and became the first player in Colorado State history to log 11,000 punting yards in a career.

During his final college season in 2021, Stonehouse appeared in 12 games and averaged 50.9 yards per attempt on 58 punts, including a career-long 81-yard punt. He placed 27 punts inside the 20-yard line and totaled 32 punts of 50-plus yards en route to being named a second-team All-Mountain West selection and a Ray Guy Award semifinalist.

He is a native of La Verne, Calif.

**Stonehouse's 2022 Preseason Statistics:**

Year	Team	GP	No	Blk	Yds	Avg	Lg	TB	In20	Net
2022	Ten	3	13	0	652	50.2	68	5	6	43.6

**Stonehouse's 2022/Career Regular Season Statistics:**

Year	Team	GP	No	Blk	Yds	Avg	Lg	TB	In20	Net
2022	Ten	0	0	0	0	-	-	0	0	-

**Stonehouse's College Statistics:**

Year	Team	GP	No	Blk	Yds	Avg	Lg	TB	In20
2017	Colo St	13	46	0	2,111	45.9	65	7	24
2018	Colo St	12	65	1	3,140	48.3	70	8	18
2019	Colo St	12	49	0	2,274	46.4	64	5	13
2020	Colo St	4	26	0	1,178	45.3	58	1	8
2021	Colo St	12	58	0	2,953	50.9	81	11	28
<b>Totals</b>		<b>53</b>	<b>244</b>	<b>1</b>	<b>11,656</b>	<b>47.8</b>	<b>81</b>	<b>32</b>	<b>91</b>

## TITANS PRACTICE SQUAD CAPSULES



# TITANS PRACTICE SQUAD

No.	Name	Pos	Ht	Wt	Exp	College
54	Anenih, David	OLB	6-2	245	R	Houston
23	Cannon, Trenton	RB	5-11	185	5	Virginia State
10	Fitzpatrick, Dez	WR	6-2	208	2	Louisville
19	Gordon, Josh	WR	6-3	224	6	Baylor
35	Jackson, Chris	DB	5-10	193	3	Marshall
29	Jackson, Theo	S	6-1	198	R	Tennessee
42	Jones, Joe	LB	6-0	240	6	Northwestern
12	Kinsey, Mason	WR	5-10	202	1	Berry College
91	Murchison, Larrell	DL	6-2	297	3	North Carolina State
67	Newman, Xavier	C/G	6-2	297	R	Baylor
68	Okuyayinonu, Sam	DT	6-1	269	R	Maryland
72	Peevy, Jayden	DE	6-5	308	R	Texas A&M
86	Rader, Kevin	TE	6-4	250	2	Youngstown State
70	Roos, Jordan	G	6-3	302	3	Purdue
76	Rupcich, Andrew	T	6-6	318	R	Culver-Stockton
5	Woodside, Logan	QB	6-1	213	3	Toledo
<b>NFL International Allocation:</b>						
49	Odukoya, Thomas	TE	6-6	253	R	Eastern Michigan

## 54 - OLB DAVID ANENIH

### 6-2, 245, Rookie, Houston

- David Anenih (pronounced "uh-NINN-ee") was signed by the Titans as an undrafted free agent on May 13, 2022.
- In five seasons at the University of Houston (2017-21), he appeared in 56 games with 29 starts and tallied 99 career tackles, 32 tackles for loss, 20.5 sacks, seven passes defended, four forced fumbles and one fumble recovery.
- As a redshirt senior in 2021, Anenih started 14 games and set career-high marks with 30 tackles and 10 tackles for loss, earning first-team all-conference honors. He added five sacks, two passes defended, one forced fumble and one fumble recovery.
- As a senior in 2020, he appeared in all eight games with seven starts and totaled 4.5 sacks.
- He is a native of Arlington, Texas.

## 23 - RB TRENTON CANNON

### 5-11, 185, 5th Year, Virginia State

- Trenton Cannon was signed by the Titans as an unrestricted free agent on March 16, 2022.
- Prior to his arrival in Tennessee, Cannon appeared in 46 NFL games with the New York Jets (2018-19), Carolina Panthers (2020), Baltimore Ravens (2021) and San Francisco 49ers (2021). His totals during those four NFL seasons included 38 special teams tackles, including a team-best 16 special teams stops during his rookie campaign with the Jets. As a kickoff returner, he averaged 23.2 yards on 32 returns, including a 98-yard return for the Panthers in 2020. His rushing totals included 51 attempts for 150 yards and a touchdown, and he added 20 receptions for 160 yards.
- In 2021, he played in 11 games with San Francisco and ranked second on the team with 10 special teams tackles.
- Cannon entered the league as sixth-round selection (204th overall) by the Jets in 2018.
- As a college player, he totaled 4,035 rushing yards and 44 touchdowns during a three-year career at Virginia State.

## 10 - WR DEZ FITZPATRICK

### 6-2, 208, 2nd Year, Louisville

- The Titans selected Dez Fitzpatrick in the fourth round (109th overall) of the 2021 NFL Draft.
- In 2021, Fitzpatrick spent the first nine games of his rookie season on the practice squad before being signed to the 53-man roster on Nov. 13, 2021. He appeared in four games as a rookie and caught five passes for 49 yards and one touchdown.
- A native of Farmington Hills, Mich., he played four seasons at Louisville (2017-20) and recorded 154 receptions for 2,589 yards with 21 touchdowns during his career. His 154 receptions ranked ninth in Louisville annals, and his 2,589 receiving yards ranked sixth in Cardinals history.
- He tied for fifth in program history with 21 career touchdown catches and tied for 10th in team annals with eight 100-yard receiving games.
- In 2020, he appeared in 11 games with nine starts and finished the season with 43 catches for 833 yards and three touchdowns.

## 19 - WR JOSH GORDON

### 6-3, 224, 6th Year, Baylor

- The Titans signed Josh Gordon to the practice squad on Sept. 1, 2022.
- Prior to joining the Titans, Gordon totaled 252 career receptions for 4,284 yards and 21 touchdowns over seven NFL seasons with Cleveland (2012-14, 2017-18), New England (2018-19), Seattle (2019) and Kansas City (2021).
- In 2021, Gordon played in 12 games with the Chiefs and registered five receptions for 32 yards and one touchdown.
- He earned All-Pro and Pro Bowl honors in 2013, when he tallied 87 receptions for a league-leading 1,646 yards and nine touchdowns for the Browns. During the 2013 season, he became the only receiver in NFL history to post consecutive 200-yard performances.
- He was selected by the Browns in the second round of the 2012 Supplemental NFL Draft.
- Gordon played two college seasons at Baylor (2009-10), totaling 43 receptions for 721 yards and seven touchdowns.

## 35 - DB CHRIS JACKSON

### 5-10, 193, 3rd Year, Marshall

- Chris Jackson was selected by the Titans in the seventh round (243rd overall) of the 2020 NFL Draft.
- In 2021, Jackson participated in 12 games with three starts. He finished with 33 tackles, two quarterback pressures, one tackle for loss, four passes defended and one stop on special teams. He also played in the team's divisional playoff contest.
- In 2020, he appeared in 11 games with three starts as a rookie. He totaled 21 tackles, one tackle for loss, one pass defended and three special teams stops.
- Jackson started and registered a tackle in his NFL debut on Monday Night Football at Denver on Sept. 14, 2020. He became the franchise's first rookie drafted in the seventh round or later to start a Week 1 game since Sept. 10, 1989, when Oilers ninth-round rookie tight end Bob Mrosko started at Minnesota.
- During a four-year career at Marshall, he started 48 games and posted 189 tackles, 6.5 tackles for loss, two sacks, seven interceptions with one returned for a touchdown, 45 passes defended and two fumble recoveries with one returned for a score for the Thundering Herd. His 45 passes defended ranked first in Marshall history, and he earned all-conference recognition in all four of his collegiate seasons.
- He is a native of Tallahassee, Fla.

## 29 - S THEO JACKSON

### 6-1, 198, Rookie, Tennessee

- Theo Jackson was selected by the Titans in the sixth round (204th overall) of the 2022 NFL Draft.
- In five seasons at Tennessee (2017-21), Jackson appeared in 56 games with 24 starts and amassed 190 tackles, 1.5 sacks, 12 tackles for loss, 20 quarterback hits, three interceptions with one returned for a touchdown, 20 passes defended, one forced fumble and one fumble recovery. He saw playing time at STAR, safety, nickel and corner while at Tennessee.



➤ As a redshirt senior in 2021, he started 12 games at the STAR position and recorded career-high marks in tackles (78), sacks (1.5), tackles for loss (nine) and quarterback hits (12), notched his first career interception return for a touchdown, and posted 12 passes defended. He earned second-team All-SEC recognition.

➤ A Nashville native, Jackson attended Overton High School.

#### **42 - LB JOE JONES**

##### **6-0, 240, 6th Year, Northwestern**

➤ Jones initially joined the Titans practice squad on Sept. 13, 2021 and was promoted to the 53-man roster on Oct. 8, 2021.

➤ In 2021, he appeared in nine games in his first season with the Titans and totaled five special teams tackles in addition to posting one tackle and two quarterback pressures in limited snaps on defense.

➤ Prior to joining the Titans, he totaled 49 games of experience over four seasons (2017-20) with the Denver Broncos, recording 26 career special teams stops.

➤ He has also spent time with the Dallas Cowboys (2017), Los Angeles Chargers (2017), Seattle Seahawks (2017) and Tampa Bay Buccaneers (2021).

➤ He originally signed with the Cowboys as a rookie free agent on May 12, 2017.

➤ The Plano, Ill., native tallied 70 tackles, three sacks, two passes defended and one fumble recovery in 27 games at Northwestern (2013-16).

#### **12 - WR MASON KINSEY**

##### **5-10, 198, 1st Year, Berry College**

➤ Mason Kinsey rejoined the Titans during the 2021 offseason after previously signing with the team as a rookie free agent following the 2020 NFL Draft.

➤ In 2021, he spent the entire season on the Titans practice squad. He saw action in one contest (Oct. 24 against Kansas City).

➤ He also spent time in 2020 on the New England Patriots' practice squad.

➤ A native of Demorest, Ga., he appeared in 43 games with 35 starts over four seasons at Berry College (2016-19). Totaled 203 receptions for 3,343 yards and 50 touchdowns, all of which rank first in program history. His career receiving yardage and touchdowns set Southern Athletic Association records.

➤ As a senior (2019), he started all 11 games and caught 65 passes for 1,221 yards and 16 touchdowns. Returned 13 kicks for 375 yards and one touchdown and returned 17 punts for 181 yards. Earned All-SAA first team recognition.

#### **91 - DL LARRELL MURCHISON**

##### **6-2, 297, 3rd year, North Carolina State**

➤ Larrell Murchison was selected by the Titans in the fifth round (174th overall) of the 2020 NFL Draft.

➤ In 2021, he appeared in 11 games with five starts. His totals included eight tackles, one quarterback pressure and one tackle for loss.

➤ In 2020, he appeared in 10 games as a rookie and totaled five tackles. He added a tackle in one postseason contest.

➤ During a two-year stint as a defensive tackle at North Carolina State, Murchison started in all 25 contests. He finished his Wolfpack career with 85 tackles, 11 sacks, 20 tackles for loss, five quarterback hits, an interception, three passes defended and three fumble recoveries.

➤ In 2019, Murchison was named second-team All-ACC after leading the Wolfpack with a 12 tackles for loss and seven sacks as a senior.

➤ The Elizabethtown, N.C., native started his collegiate career at Louisburg (N.C.) College and was named a NJCAA junior-college honorable mention All-American.

#### **67 - C/G XAVIER NEWMAN**

##### **6-2, 297, Rookie, Baylor**

➤ Xavier Newman was signed by the Titans as a rookie free agent on May 13, 2022.

➤ In five seasons at Baylor (2017-21), Newman appeared in 47 games with 37 starts. His starts included 28 games at left guard, eight games at right guard and one contest at center.

➤ As a graduate in 2021, he started all 14 games at left guard and helped pave the way for Baylor to average 219.3 rushing yards per game, ranking 10th nationally. He earned All-Big 12 honorable mention.

➤ Newman is a native of Desoto, Texas.

#### **49 - TE THOMAS ODUKOYA**

##### **6-6, 253, Rookie, Eastern Michigan**

➤ Thomas Odukoya joined the Titans on May 13, 2022 as part of the NFL's International Player Pathway program, which allows participating teams a practice squad roster exemption.

➤ A native of Almere, Netherlands, Odukoya played four seasons at Eastern Michigan University (2018-21), where he saw action in 40 games with 30 starts. His career totals included 21 catches for 194 yards and four touchdowns.

➤ As a graduate in 2021, he started all 13 games and tallied career-best marks in receptions (13) and receiving yards (130) and tied his career-high mark with two touchdowns.

➤ He earned a scholarship to Eastern Michigan after competing at Garden City (Kan.) and West Hills-Coalinga (Calif.) junior colleges.

#### **68 - DT SAM OKUAYINONU**

##### **6-1, 269, Rookie, Maryland**

➤ Sam Okuayinonu (last name pronounced "oh-KWAHN-new") was signed by the Titans as a rookie free agent on May 13, 2022.

➤ In three seasons at Maryland (2019-21), he appeared in 28 games with 17 starts over totaled 103 tackles, 14.5 tackles for loss and 7.5 sacks.

➤ As a redshirt senior in 2021, he started all 12 games at Maryland and posted 55 tackles, 8.5 tackles for loss, and a team-leading six sacks. He earned third-team All-Big Ten recognition.

➤ Okuayinonu transferred to Maryland from Mesabi Range Community College (Minn.), where he played one season (2018) and tallied 62 tackles, 21.5 tackles for loss, 17.5 sacks, one forced fumble and one fumble recovery.

➤ He transferred to Mesabi Range in 2017 from Coahoma Community College (Miss.), where he did not appear in a game.

➤ Born in Monrovia, Liberia, he moved to the United States at age 12 and attended Lowell (Mass.) High School.

#### **72 - DE JAYDEN PEEVY**

##### **6-5, 308, Rookie, Texas A&M**

➤ Jayden Peevy was signed by the Titans as a rookie free agent on May 13, 2022.

➤ In five seasons at Texas A&M (2017-21), he appeared in 58 games with 24 starts and totaled 137 career tackles, 19 tackles for loss, 7.5 sacks, one interception, eight passes defended, one forced fumble, one fumble recovery and four blocked kicks.

➤ As a redshirt senior in 2021, he started all 11 games and posted a career-high 43 tackles and six tackles for loss. He added two sacks, one interception, a career-best four passes defended and one forced fumble.

➤ He is a native of Bellaire, Texas.

#### **86 - TE KEVIN RADER**

##### **6-4, 250, 2nd Year, Youngstown State**

➤ Kevin Rader was signed by the Titans to the practice squad on Sept. 1, 2022.

➤ Prior to joining the Titans, Rader appeared in seven career NFL games, all with the Pittsburgh Steelers. His totals included two receptions for eight yards and three special teams tackles.

➤ In 2021, Rader registered six games played, one start and two receptions for eight yards with the Steelers.

➤ After originally entering the NFL as an undrafted free agent with the Green Bay Packers in 2018, Rader spent the majority of 2019 and 2020 on the Steelers practice squad.

➤ A native of Pittsburgh, Pa., Rader played 42 games for Youngstown State University, totaling 44 receptions for 601 yards and four touchdowns during his college career.

#### **70 - G JORDAN ROOS**

**6-3, 302, 3rd Year, Purdue**

➤ Jordan Roos was signed by the Titans on Aug. 7, 2021 and spent the entire 2021 season on the Titans practice squad.

➤ Prior to joining the Titans, Roos saw action in 14 games with the Seattle Seahawks. He has also spent time with the Las Vegas Raiders and New England Patriots.

➤ He appeared in seven contests with the Seahawks during each of the 2017 and 2019 campaigns.

➤ The Celina, Texas, native appeared in 47 games and registered 24 consecutive starts his final two years at Purdue University.

#### **76 - T ANDREW RUPCICH**

**6-6, 318, Rookie, Culver-Stockton**

➤ Andrew Rupcich (last name pronounced "RUPP-sitch") was signed by the Titans as a rookie free agent on May 13, 2022.

➤ During his college career, Rupcich appeared in 48 games, registering 48 consecutive starts at left tackle. He became the first three-time All-American at the same position in the NAIA.

➤ As a fifth-year senior in 2021, he started all 11 games at left tackle and earned first-team All-American honors from the Associated Press, NAIA, and the American Football Coaches Association.

➤ He is a native of Wonder Lake, Ill.

#### **5 - QB LOGAN WOODSIDE**

**6-1, 213, 3rd Year, Toledo**

➤ Logan Woodside rejoined the Titans as a free agent during the 2019 offseason after spending three weeks on the Titans practice squad during the 2018 campaign.

➤ In 2021, he appeared in five games as a backup to Ryan Tannehill but did not attempt a pass.

➤ In 2020, he spent the entire year on the 53-man roster as the Titans' backup quarterback behind Ryan Tannehill. He appeared in six games during the regular season, attempting three passes with one completion for seven yards. He added seven rushing attempts for 10 yards.

➤ He spent the entire 2019 season on the Titans' practice squad/injured list.

➤ Prior to rejoining the Titans during the 2019 offseason, he had a stint with the Alliance of American Football League's San Antonio Commanders. In seven AAF games, he completed 116-of-201 passes for 1,385 yards and seven touchdowns.

➤ Woodside was originally selected by the Cincinnati Bengals in the seventh round (249th overall) of the 2018 NFL Draft.

➤ A native of Frankfort, Ky., he established program records at Toledo in passing yards (10,514), touchdowns (93), passing efficiency (162.87) and 300-yard games (17) during a four-year career. His 93 touchdown passes ranks fifth all-time in MAC history.

➤ As a senior for the Rockets in 2017, he led the MAC in completion percentage (64.2), passing efficiency (162.2), touchdowns (28), passing yards (3,882), yards per completion (14.7), and yards per attempt (9.45). He was named the MAC Offensive Player of the Year.

➤ Woodside attended Franklin County High School in Frankfort, Ky.

## TITANS TV PROGRAMMING



### Titans All Access

Airs locally throughout the season on Nashville's FOX 17 on Friday nights at 11:05 p.m.

It also airs Saturdays in Nashville on MyTV 30 at 10:30 a.m. and on CW 58 at 3:00 p.m. Titans All Access also has affiliates in Chattanooga, Knoxville, Memphis, Jackson, Huntsville, Ala., and Paducah, Ky.



### The Mike Vrabel Show

Airs throughout the season on Tuesday nights at 6:30 p.m. CT on WKRN Channel 2.



### Titans Blitz

Airs throughout the season in Nashville on Wednesday nights at 6:30 p.m. on MyTV 30 and Friday nights at 10:35 p.m. on FOX 17.



TITANS PODCASTS



The OTP: Official Titans Podcast

Hosted by Mike Keith and Amie Wells, The OTP features contributions from TennesseeTitans.com senior writer/editor Jim Wyatt, Titans Radio analyst Dave McGinnis and various Titans players and guests each week.



Titans Amie and Coach Mac Podcast

Amie Wells and Dave McGinnis talk all things football, with a perspective and roster of special guests only Coach Mac can bring following 30+ years of coaching in the NFL. New episodes every Friday.



Out of Bounds with Jaimie and Abby

Out of Bounds with Jaimie and Abby is a guest-based podcast heavy on lifestyle and light on football. The podcast is hosted by Jaimie Robinson (the wife of the Titans' General Manager, JRob) and Abby Flittner (co-founder of Nashville Guru, a popular resource for Music City). New episodes on the 1st of each month.



With Cason

a very official Tennessee TITANS podcast

Titans Talk with Cason

"Hey Kids... Titans Talk with Cason" originally began in 2019 as "Sports Talk with Cason," when then 11-year old die-hard Titans fan, Cason Romero, began his own podcast, with the help of his mom, Carrie. In 2021, Cason's podcast became a member of the Official Titans Podcast Network. New episodes every Wednesday.

TITANS ON YOUTUBE

HOME VIDEOS PLAYLISTS COMMUNITY CHANNELS

**Work the Technique and Fundamentals We Preach...**

42 views • 22 minutes ago

**The OTP | Rookie Season Ticket Members Event**

72 views • 1 hour ago

**Part Two | The Foundation**

240 views • 1 hour ago

**Translat in Practi**

950 views

Mic'd Up | Tennessee Titans ▶ PLAY ALL

**Robert Woods at Training Camp | Mic'd Up**

Tennessee Titans

3.5K views • 13 days ago

**Elijah Molden at Training Camp | Mic'd Up**

Tennessee Titans

3.4K views • 2 weeks ago

**Amani Hooker at Minicamp | Mic'd Up**

Tennessee Titans

5.3K views • 1 month ago

**Ryan Ta Mic'd Up**

Tennessee

7.4K view

TV RATINGS

2022 Titans television ratings in the Nashville market:

Date/Opp	Day/Time	Network	Rating/Share	HH (000)	Rank
<b>Preseason</b>					
8/11 at Bal	Thu. 6:30 p.m.	WKRN	10.0/24	112	1
8/20 vs. TB	Sat. 6 p.m.	WKRN	10.5/28	118	1
8/27 vs. Ari	Sat. 6 p.m.	WKRN	11.7/30	131	1
<b>2022 Preseason Average</b>			<b>10.7/27</b>	<b>120</b>	

Previous yearly Titans television ratings in the Nashville market (regular season only):

Season	Rtg/Shr	Season	Rtg/Shr	Season	Rtg/Shr
2021	27.1/50	2013	25.0/41	2005	21.8/42
2020	25.8/47	2012	23.5/39	2004	26.5/48
2019	24.1/44	2011	27.7/46	2003	33.4/57
2018	22.7/39	2010	30.2/50	2002	26.8/49
2017	19.9/35	2009	30.9/50	2001	24.5/42
2016	22.0/38	2008	32.4/55	2000	29.1/50
2015	21.3/37	2007	28.6/49	1999	19.8/35
2014	20.7/36	2006	23.0/42		





### Titans Radio

Titans Radio brings football to fans across the Mid-South in one of the NFL's largest radio networks, including Nashville flagship 104.5 The Zone. Play-by-play announcer **Mike Keith** connection with pro football across the Mid-South dates back to 1996, a year before the Oilers arrived in Tennessee, and he became the "Voice of the Titans" in 1999. Former Titans assistant coach and NFL head coach **Dave McGinnis** began serving as Titans Radio's color analyst in 2017, while Titans Radio gameday host **Rhett Bryan's** involvement with the broadcast dates back to 1997. **Amie Wells** has been reporting on the sidelines since 2018.

#### TITANS RADIO WEEKLY PROGRAMMING

- Monday:**  
"The Mike Vrabel Show" | 6-7 p.m. | Titans Radio/104.5 The Zone
- Tuesday:**  
"Mac Talk" with Dave McGinnis & Rhett Bryan | 6-7 p.m. | 104.5 The Zone
- Wednesday:**  
"Titans Tonight" with Keith Bulluck | 6-7 p.m. | Titans Radio/104.5 The Zone
- Sunday (Noon Kickoff):**  
"Countdown to Kickoff" | 10-11 a.m. | 104.5 The Zone  
"Titans Countdown" | 11 a.m.-12 p.m. | Titans Radio/104.5 The Zone  
"Titans Talkback" | 3-5 p.m. | 104.5 The Zone

#### TITANS RADIO AFFILIATES

Flagship				Tennessee			
Nashville	WGFX	FM	104.5	Waverly	WQMV	FM	93.5
						AM	1060
				Winchester	WCDD	AM	1340
Tennessee				Alabama			
Camden	WRJB	FM	95.9	Birmingham	WJOX	FM	94.5
	WFWL	AM	1220	Bridgeport	WJTW	AM	1480
Chattanooga	WGOW	FM	102.3	Florence	WQLT	FM	107.3
		AM	1150	Huntsville	WUMP	AM	730
Clarksville	WKFN	AM	540			FM	103.9
		FM	104.1	Huntsville	WVNN	AM	770
Cleveland	WCLE	FM	104.1			FM	92.5
Columbia	WMCP	AM	1280	Scottsboro	WWIC	AM	1050
Cookeville	WKXD	FM	106.9	Kentucky			
Dickson	WDKN	AM	1260	Benton	WCBL	AM	1290
Fayetteville	WYTM	FM	105.5	Bowling Green	WPTQ	FM	105.3
Franklin	WAKM	AM	950	Cadiz	WKDZ	FM	106.5
Greeneville	WIKQ	FM	103.1	Columbia	WAIN	FM	101.9
Jackson	WZDQ	FM	102.3			AM	1270
Knoxville	WOKI	FM	98.7	Henderson	WSON	AM	860
Lebanon	WANT	FM	98.9			FM	96.5
Lebanon	WCOR	AM	1490	Madisonville	WWKY	FM	97.7
Lewisburg	WJMM	FM	94.3	Owensboro	WVJS	FM	92.9
Manchester	WMSR	FM	107.9			AM	1420
		AM	1320	Paducah	WPAD	FM	99.5
Memphis	WKIM	FM	98.9			AM	1560
Morristown	WCRK	FM	105.7				
Nashville	WGFX	FM	104.5				
Shelbyville	WZNG	FM	100.9				
		AM	1400				
Tri-Cities	WXSM	AM	640				
Union City	WQAK	FM	105.7				

## CONTACT INFORMATION


Titans Practice Facility/Training Camp Site:  
**Ascension Saint Thomas Sports Park**  
 460 Great Circle Road  
 Nashville, TN 37228

Nissan Stadium:  
**One Titans Way**  
 Nashville, TN 37213

Media Resources:  
[www.TennesseeTitans.com/media](http://www.TennesseeTitans.com/media)

Phone:  
**(615) 565-4000 (main)**  
**(615) 565-4100 (media relations)**  
**(615) 565-4200 (ticket office)**

Titans Football Communications:  
 Robbie Bohren | **V.P. of Football Communications**  
[rbohren@titans.nfl.com](mailto:rbohren@titans.nfl.com)  
 Jim Wyatt | **Senior Writer/Editor**  
[jwyatt@titans.nfl.com](mailto:jwyatt@titans.nfl.com)  
 Dwight Spradlin | **Director of Media Relations**  
[dspradlin@titans.nfl.com](mailto:dspradlin@titans.nfl.com)  
 Jared Puffer | **Media Relations Manager**  
[jpuffer@titans.nfl.com](mailto:jpuffer@titans.nfl.com)  
 Kim Smith | **Media Relations Coordinator**  
[ksmith@titans.nfl.com](mailto:ksmith@titans.nfl.com)  
 Micah Banks | **Media Relations Seasonal Assistant**  
[mbanks@titans.nfl.com](mailto:mbanks@titans.nfl.com)





## NISSAN STADIUM GAMEDAY MEDIA INFORMATION

### MEDIA RELATIONS CONTACTS

Titans Media Relations (Press Box Seats 1-7): (615) 565-4450  
 Robbie Bohren, Vice President, Football Communications  
 Dwight Spradlin, Director of Media Relations  
 Jared Puffer, Media Relations Manager (Field Contact)  
 Kim Smith, Media Relations Coordinator  
 Micah Banks, Media Relations Seasonal Assistant (Media Will Call)  
 Visiting Team Media Relations (Press Box Seats 29-32): (615) 565-4452

### DIRECTIONS TO NISSAN STADIUM

**FROM AIRPORT TO NISSAN STADIUM (APPROXIMATELY 15 MINUTES):** Take I-40 West toward Nashville/Memphis to I-24 West (before downtown). Exit at James Robertson Parkway (Exit 48). Turn left at first light (Interstate Drive). Turn right on Woodland Street. Nissan Stadium will be on the left. Follow signs to parking lot ("M" lot on northwest corner/river side of stadium).

### NISSAN STADIUM MEDIA WILL CALL/MEDIA ENTRANCE

The media will call window and media entrance are located in the northwest corner of Nissan Stadium near Gate 6. The media will call window opens three hours prior to kickoff.

### FIELD MEDIA VESTS

All members of the media with field access during the game must wear a media vest. Still and video photographers will be issued tan vests, while team-affiliated video photographers (coaches' shows, etc.) will be issued gray vests. Additionally, media with in-game field access will be issued an armband. All vests and armbands must be obtained prior to each game at the check-in table. All vests must be returned at the conclusion of the game to Titans personnel or a designated vest receptacle.

### NISSAN STADIUM PRESS BOX INTERNET ACCESS

Wireless internet access is available free of charge in the Nissan Stadium press box. The login information will be available upon arrival in the press box. A limited number of ethernet lines also are available. Accessing the wireless network works the same in the Nissan Stadium press box as it does in most areas with free connectivity. Titans staff may be able to assist in a limited manner, but you should first contact your company's I.T. department with any questions.

### FROM NISSAN STADIUM PRESS BOX TO INTERVIEW ROOMS

Take the press box elevator (Level 3) to field level (Level 1). The Titans interview room is immediately on the right. Turn left and continue straight along the concourse to reach the visiting team's interview room (white line).

### POSTGAME POLICIES

Reporters with press box credentials will not be allowed on the field during pre-game activities or during the game itself. Press box credentials do NOT provide access to the field at the two-minute warning in the fourth quarter. Media will be allowed to gather in the Titans interview room to watch the end of the game or remain in the press box to make the short walk down to the field level at the conclusion of the game. Interviews with Titans players are not permitted on the field following the game. The press conference will begin approximately 10 minutes following the conclusion of the game and will be held in the interview room across from the Titans locker room. Key players also will be brought to the interview room. Simultaneously, the locker room will open to credentialed media members with a working function. The press conference audio will be played live over the press box speakers.

### POSTGAME QUOTES

Quotes from each team's head coach and key players will be transcribed and distributed throughout the Nissan Stadium press box following the game. The quotes also will be available at [www.TennesseeTitans.com/media](http://www.TennesseeTitans.com/media).

### POOL REPORTS

Pool reporters are assigned by the Pro Football Writers of America. Requests for pool reports with game officials must be made in advance through the home team's media relations. Interviews will be conducted virtually. Pool reports will be recorded, transcribed and then distributed in the press box.

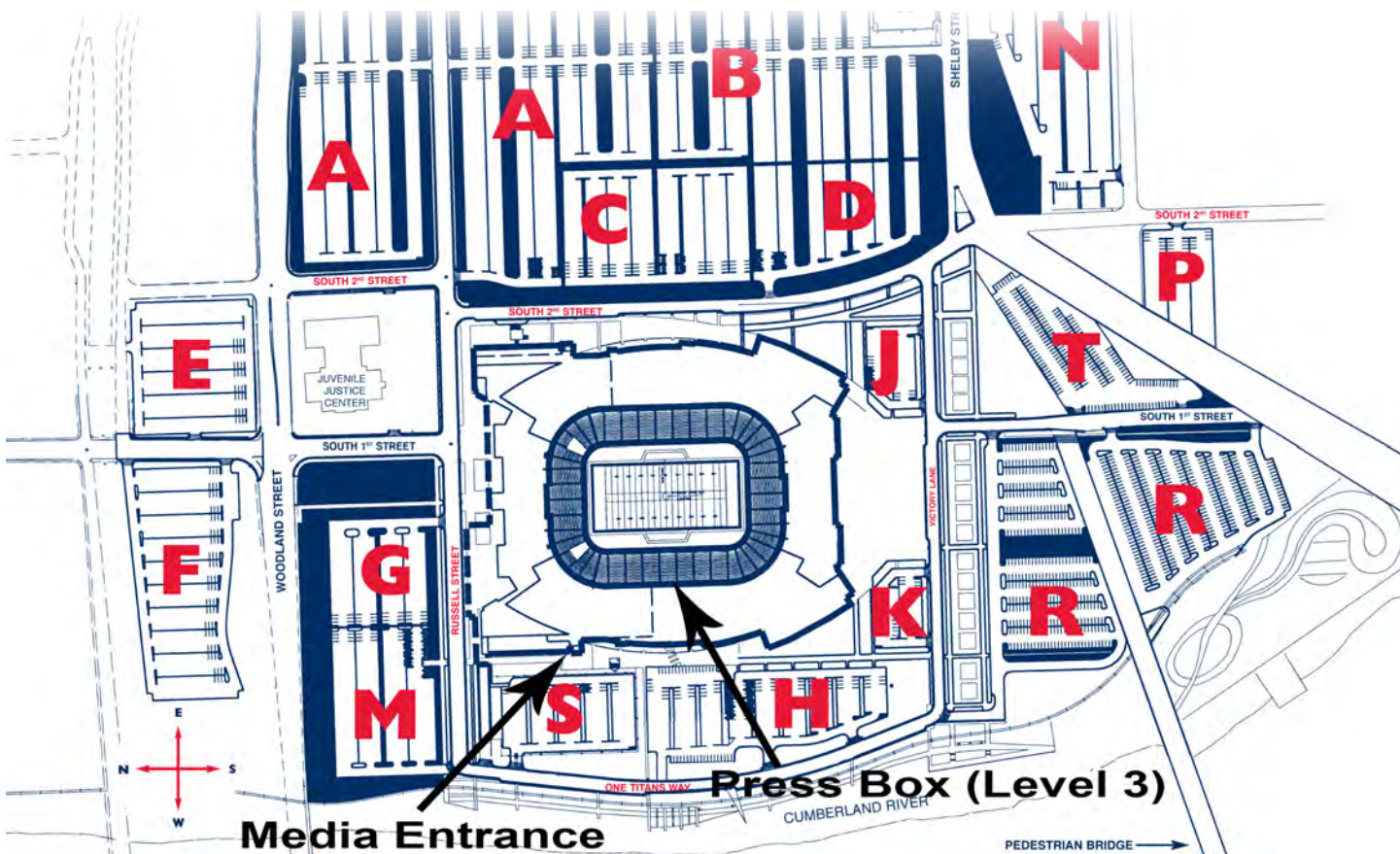
### EXITING NISSAN STADIUM

**FROM NISSAN STADIUM PRESS BOX TO STADIUM EXIT:** Cross the press box catwalk to the third floor lobby. Take the stairs or elevator one floor down to Level 2. Exit through the doors and walk right to get to the "M" lot.

**FROM NISSAN STADIUM TO AIRPORT (APPROXIMATELY 15 MINUTES):** Take I-24 East toward Chattanooga to I-40 East toward Knoxville. The airport is at Exit 216A.

## NISSAN STADIUM PARKING AND MEDIA ENTRANCE

The media will call window and media entrance are located in the northwest corner of Nissan Stadium near Gate 6. The media will call window opens three hours prior to kickoff.



## 2021 NFL DIVISIONAL STANDINGS

<b>AFC East</b>	W	L	T	Pct	Home	Road	Conf	Div
y-Buffalo Bills	11	6	0	.647	6-3-0	5-3-0	7-5-0	5-1-0
x-New England Patriots	10	7	0	.588	4-5-0	6-2-0	8-4-0	3-3-0
Miami Dolphins	9	8	0	.529	6-3-0	3-5-0	6-6-0	4-2-0
New York Jets	4	13	0	.235	3-6-0	1-7-0	4-8-0	0-6-0

<b>AFC North</b>	W	L	T	Pct	Home	Road	Conf	Div
y-Cincinnati Bengals	10	7	0	.588	5-4-0	5-3-0	8-4-0	4-2-0
x-Pittsburgh Steelers	9	7	1	.559	6-2-1	3-5-0	7-5-0	4-2-0
Cleveland Browns	8	9	0	.471	6-3-0	2-6-0	5-7-0	3-3-0
Baltimore Ravens	8	9	0	.471	5-4-0	3-5-0	5-7-0	1-5-0

<b>AFC South</b>	W	L	T	Pct	Home	Road	Conf	Div
z-Tennessee Titans	12	5	0	.706	7-2-0	5-3-0	8-4-0	5-1-0
Indianapolis Colts	9	8	0	.529	4-5-0	5-3-0	7-5-0	3-3-0
Houston Texans	4	13	0	.235	2-7-0	2-6-0	4-8-0	3-3-0
Jacksonville Jaguars	3	14	0	.176	3-6-0	0-8-0	3-9-0	1-5-0

<b>AFC West</b>	W	L	T	Pct	Home	Road	Conf	Div
y-Kansas City Chiefs	12	5	0	.706	7-2-0	5-3-0	7-5-0	5-1-0
x-Las Vegas Raiders	10	7	0	.588	5-4-0	5-3-0	8-4-0	3-3-0
Los Angeles Chargers	9	8	0	.529	5-4-0	4-4-0	6-6-0	3-3-0
Denver Broncos	7	10	0	.412	4-5-0	3-5-0	3-9-0	1-5-0

<b>NFC East</b>	W	L	T	Pct	Home	Road	Conf	Div
y-Dallas Cowboys	12	5	0	.706	5-3-0	7-2-0	10-2-0	6-0-0
x-Philadelphia Eagles	9	8	0	.529	3-5-0	6-3-0	7-5-0	3-3-0
Washington Football Team	7	10	0	.412	3-5-0	4-5-0	6-6-0	2-4-0
New York Giants	4	13	0	.235	3-5-0	1-8-0	3-9-0	1-5-0

<b>NFC North</b>	W	L	T	Pct	Home	Road	Conf	Div
z-Green Bay Packers	13	4	0	.765	8-0-0	5-4-0	9-3-0	4-2-0
Minnesota Vikings	8	9	0	.471	5-3-0	3-6-0	6-6-0	4-2-0
Chicago Bears	6	11	0	.353	3-5-0	3-6-0	4-8-0	2-4-0
Detroit Lions	3	13	1	.206	3-5-0	0-8-1	3-9-0	2-4-0

<b>NFC South</b>	W	L	T	Pct	Home	Road	Conf	Div
y-Tampa Bay Buccaneers	13	4	0	.765	7-1-0	6-3-0	8-4-0	4-2-0
New Orleans Saints	9	8	0	.529	3-5-0	6-3-0	7-5-0	4-2-0
Atlanta Falcons	7	10	0	.412	2-6-0	5-4-0	4-8-0	2-4-0
Carolina Panthers	5	12	0	.294	2-6-0	3-6-0	3-9-0	2-4-0

<b>NFC West</b>	W	L	T	Pct	Home	Road	Conf	Div
y-Los Angeles Rams	12	5	0	.706	5-3-0	7-2-0	8-4-0	3-3-0
x-Arizona Cardinals	11	6	0	.647	3-5-0	8-1-0	7-5-0	4-2-0
x-San Francisco 49ers	10	7	0	.588	4-4-0	6-3-0	7-5-0	2-4-0
Seattle Seahawks	7	10	0	.412	3-5-0	4-5-0	4-8-0	3-3-0

x - Clinched Playoff Spot; y - Clinched Division; z - Clinched Home Field

## TITANS OFFENSIVE AND DEFENSIVE RANKINGS BY THE WEEK AND BY THE SEASON

2022 Season Week	Opp.	NFL OFFENSE			AFC OFFENSE		
		Tot	Rush	Pass	Tot	Rush	Pass
1	NYG						
2	at Buf						
3	LV						
4	at Ind						
5	at Was						
6	Bye						
7	Ind						
8	at Hou						
9	at KC						
10	Den						
11	at GB						
12	Cin						
13	at Phi						
14	Jax						
15	at LAC						
16	Hou						
17	Dal						
18	at Jax						

2022 Season Week	Opp.	NFL DEFENSE			AFC DEFENSE		
		Tot	Rush	Pass	Tot	Rush	Pass
1	NYG						
2	at Buf						
3	LV						
4	at Ind						
5	at Was						
6	Bye						
7	Ind						
8	at Hou						
9	at KC						
10	Den						
11	at GB						
12	Cin						
13	at Phi						
14	Jax						
15	at LAC						
16	Hou						
17	Dal						
18	at Jax						

**Final regular season offensive rankings:**

Year	Tot	Rush	Pass
Titans in 2021	17	5	24
Titans in 2020	2T	2	23
Titans in 2019	12	3	21
Titans in 2018	25	7	29
Titans in 2017	23	15	23
Titans in 2016	11	3	25
Titans in 2015	30	25	25T
Titans in 2014	29	26	22
Titans in 2013	22	14	21
Titans in 2012	26	21	22
Titans in 2011	17	31	12
Titans in 2010	27	17	25
Titans in 2009	12	2	23
Titans in 2008	21	7	27
Titans in 2007	21	5	27
Titans in 2006	27	5	30
Titans in 2005	17	23	9
Titans in 2004	11	14	10
Titans in 2003	8	26	5
Titans in 2002	17	11	20
Titans in 2001	8	12	8T
Titans in 2000	14	7	16
Titans in 1999	13	13	13T

**Final regular season defensive rankings:**

Year	Tot	Rush	Pass
Titans in 2021	12	2	25
Titans in 2020	28	19	29
Titans in 2019	21	12	24
Titans in 2018	8	18	6
Titans in 2017	13	4	25
Titans in 2016	20	2	30
Titans in 2015	12	18	7
Titans in 2014	27	31	15
Titans in 2013	14	20	11
Titans in 2012	27	24	26
Titans in 2011	18T	24	14
Titans in 2010	26	20	29
Titans in 2009	28	11T	31
Titans in 2008	7	6	9
Titans in 2007	5	5	10
Titans in 2006	32	30	27
Titans in 2005	19	22	17
Titans in 2004	27	18	26
Titans in 2003	12	1	30
Titans in 2002	10	2	25
Titans in 2001	25	5	31
Titans in 2000	1	3	1
Titans in 1999	17	10	25

GAME PREVIEW

TEAM NOTES

PLAYER NOTES

MEDIA

STATISTICS

ROSTERS



# TENNESSEE TITANS OFFENSIVE AND DEFENSIVE STATS, 1999-2021 (REGULAR SEASON)

		1999-2021 TITANS - OFFENSE																					
OFFENSE	2021	2020	2019	2018	2017	2016	2015	2014	2013	2012	2011	2010	2009	2008	2007	2006	2005	2004	2003	2002	2001	2000	1999
<b>GAMES (Won-Lost)</b>	12-5	11-5	9-7	9-7	9-7	9-7	3-13	2-14	7-9	6-10	9-7	6-10	8-8	13-3	10-6	8-8	4-12	5-11	12-4	11-5	7-9	13-3	13-3
<b>FIRST DOWNS</b>	362	381	317	289	290	322	298	258	311	260	281	252	288	268	306	261	279	308	310	312	288	299	294
Rushing	134	142	104	106	97	115	66	75	103	70	71	73	115	108	118	105	72	85	84	112	87	107	109
Passing	194	203	177	156	157	175	195	159	172	166	185	155	154	143	171	133	191	200	211	182	179	167	167
Penalty	34	36	36	27	36	32	37	24	36	24	25	24	19	17	17	23	16	23	15	18	22	25	18
<b>YDS GAINED (tot)</b>	5,822	6,343	5,805	4,998	5,024	5,728	4,988	4,859	5,390	5,010	5,361	4,834	5,623	5,018	4,987	4,810	5,122	5,487	5,501	5,272	5,352	5,350	5,296
Avg per Game	342.5	396.4	362.8	312.4	314.0	358.0	311.8	303.7	336.9	313.1	335.1	302.1	351.4	313.6	311.7	300.6	320.1	342.9	343.8	329.5	334.5	334.4	331.0
<b>RUSHING (net)</b>	2,404	2,690	2,223	2,023	1,833	2,187	1,485	1,447	1,894	1,687	1,438	1,727	2,592	2,199	2,109	2,214	1,525	1,871	1,623	1,952	1,794	2,085	1,811
Avg per Game	141.4	168.1	138.9	126.4	114.6	136.7	92.8	90.4	118.4	105.4	89.9	107.9	162.0	137.4	131.8	138.4	95.3	116.9	101.4	122.0	112.1	130.3	113.2
Rushes	551	521	445	454	443	476	371	356	462	378	376	406	499	508	543	469	397	420	486	511	468	546	459
Yards per Rush	4.4	5.2	5.0	4.5	4.1	4.6	4.0	4.1	4.1	4.5	3.8	4.3	5.2	4.3	3.9	4.7	3.8	4.5	3.3	3.8	3.8	3.8	3.9
<b>PASSING (net)</b>	3,418	3,653	3,582	2,975	3,191	3,541	3,503	3,412	3,496	3,323	3,923	3,107	3,031	2,819	2,878	2,596	3,597	3,616	3,878	3,320	3,558	3,265	3,485
Avg per Game	201.1	228.3	223.9	185.9	199.4	221.3	218.9	213.3	218.5	207.7	245.2	194.2	189.4	176.2	179.9	162.3	224.8	226.0	242.4	207.5	222.4	204.1	217.8
Passes Att.	535	485	448	437	496	504	551	513	533	540	584	474	476	453	464	447	594	589	502	500	515	462	527
Completed	359	316	297	293	306	307	342	299	328	318	353	273	271	265	288	226	358	356	315	306	307	286	304
Pct Completed	67.1	65.2	66.3	67.0	61.7	60.9	62.1	58.3	61.5	58.9	60.4	57.6	56.9	58.5	62.1	50.6	60.3	60.4	62.7	61.2	59.6	61.9	57.7
Yards Gained	3745	3826	3956	3,255	3,394	3,720	3,893	3,738	3,710	3,577	4,113	3,278	3,104	2,902	3,077	2,748	3,797	3,933	4,031	3,441	3,867	3,430	3,622
Sacked	47	25	56	47	35	28	54	50	37	39	24	27	15	12	30	29	31	44	25	21	43	28	25
Yards Lost	327	173	374	280	203	179	390	326	214	254	190	171	73	83	199	152	200	317	153	121	309	165	137
Had intercepted	14	7	8	12	17	11	17	16	16	16	14	15	15	9	17	19	14	19	9	15	17	16	13
Yards Opp Ret	252	81	204	219	262	203	263	214	132	260	167	120	121	88	116	250	293	306	264	179	163	236	227
Opp TDs on Int	0	0	0	1	2	3	3	1	1	4	3	1	0	0	0	2	4	2	3	2	2	3	2
<b>PUNTS</b>	58	50	78	75	75	77	88	89	79	83	86	77	69	87	73	88	78	79	71	66	85	76	90
Avg Yards	44.3	45.1	47.1	46.4	49.7	44.2	47.4	46.3	42.9	46.4	43.6	42.9	43.4	42.8	41.9	42.7	43.2	42.9	43.9	41.3	42.0	40.8	42.5
<b>PUNT RETURNS</b>	30	23	22	27	36	30	38	30	31	31	47	27	33	34	42	37	45	40	37	28	36	53	40
Avg Return	9.8	9.0	7.7	8.8	8.5	7.9	8.1	6.9	7.7	15.3	10.4	12.2	6.7	9.7	8.7	12.6	9.3	4.3	11.6	7.8	7.8	12.7	9.0
Returned for TD	0	0	0	0	0	0	0	0	0	3	1	1	0	0	0	3	1	0	1	0	0	1	1
<b>KICKOFF RETURNS</b>	40	38	30	23	28	33	33	48	44	63	32	64	69	52	52	79	70	79	68	50	71	47	56
Avg Return	19.5	20.2	21.3	32.0	22.1	19.1	20.6	23.4	24.9	23.6	26.0	24.3	20.5	25.4	21.1	23.2	24.2	19.7	19.1	19.6	19.9	26.1	18.6
Returned for TD	0	1	0	1	0	0	0	0	0	1	1	1	0	0	0	0	0	0	0	0	1	0	0
<b>PENALTIES</b>	103	86	99	82	85	110	93	111	101	106	104	128	98	108	101	94	125	110	110	112	119	107	114
Yards Penalized	973	783	932	727	785	1,012	779	961	900	847	960	1,040	821	855	773	803	1,002	923	887	891	1,025	870	1,069
<b>FUMBLES BY</b>	25	15	21	18	10	17	25	23	27	21	17	22	27	18	32	29	27	33	24	20	18	24	17
Fumbles Lost	11	5	9	6	8	7	16	10	9	12	8	14	16	8	17	7	12	12	12	10	11	14	9
Opp Fumbles	21	21	16	14	23	12	16	7	24	15	20	25	20	28	26	19	20	22	21	22	21	39	39
Opp Fum Lost	6	8	9	6	9	6	8	4	12	5	12	8	7	11	12	11	11	12	13	11	11	13	24
<b>POSS. TIME (avg)</b>	32:40	28:28	28:31	29:28	29:51	30:32	29:25	27:31	30:00	27:18	27:52	25:54	28:27	29:09	31:38	27:17	31:13	31:40	32:52	32:47	31:29	33:48	31:30
<b>TOUCHDOWNS</b>	49	62	54	34	33	46	37	28	41	36	34	40	39	41	28	36	33	41	48	42	39	38	46
Rushing	23	26	21	15	18	16	10	6	16	10	8	13	19	24	17	15	8	12	11	16	12	14	19
Passing	22	33	29	16	14	29	25	20	22	17	22	24	16	13	9	13	20	27	30	22	23	18	23
Returns	4	3	4	3	1	1	2	2	3	9	4	3	4	4	2	8	5	2	7	4	4	6	4
<b>EXTRA-PT KICKS</b>	43/47	51/53	50/52	28/31	31/33	39/41	29/31	27/27	41/41	35/35	34/34	38/38	37/37	40/40	28/28	32/32	30/32	39/39	43/44	36/36	34/35	37/38	43/43
<b>2-PT CONVERSIONS</b>	2/2	4/7	1/2	0/1	0/0	0/5	3/5	0/1	0/0	1/1	0/0	1/2	1/2	1/1	0/0	3/3	0/1	1/2	3/4	2/6	3/4	0/0	1/3
<b>FIELD GOALS/FGA</b>	26/32	20/28	8/18	26/30	35/42	22/24	14/16	19/22	25/29	25/31	29/32	24/26	27/32	29/33	35/39	22/28	23/29	19/27	32/37	25/31	20/28	27/33	21/25
<b>POINTS SCORED</b>	419	491	402	310	334	381	299	254	362	330	325	356	354	375	301	324	299	344	435	367	336	346	392
<b>TURNOVER DIFF.</b>	-3	+11	+6	-1	-4	0	-14	-10	0	-4	+1	-4	-4	+14	0	+2	-6	-1	+13	+4	-4	0	+19

		1999-2021 TITANS - DEFENSE																					
DEFENSE	2021	2020	2019	2018	2017	2016	2015	2014	2013	2012	2011	2010	2009	2008	2007	2006	2005	2004	2003	2002	2001	2000	1999
<b>POINTS ALLOWED</b>	354	439	331	303	356	378	423	438	381	471	317	339	402	234	297	400	421	439	324	324	388	191	324
<b>OPP FIRST DOWNS</b>	331	391	335	298	323	324	317	357	329	358	324	356	323	276	268	329	294	318	275	297	300	215	300
Rushing	90	113	95	98	68	70	101	119	108	122	111	107	89	81	80	121	89	99	79	75	79	62	81
Passing	204	247	213	182	231	227	192	211	191	210	187	214	210	166	165	181	180	189	167	197	192	134	193
Penalty	37	31	27	18	24	27	24	27	30	26	26	35	24	29	23	27	25	30	29	25	29	19	26
<b>OPP YARDS GAINED</b>	5,607	6,372	5,752																				

## 2022 TENNESSEE TITANS PRESEASON STATISTICS

Won 2, Lost 1

Date	W-L	Score	OT	Opponent	Attendance
08/11	L	10-23		at Baltimore	64,216
08/20	W	13-3		Tampa Bay	65,319
08/27	W	26-23		Arizona	63,004

Statistic	Tenn.	Opp.
<b>Total First Downs</b>	<b>47</b>	<b>45</b>
Rushing	17	14
Passing	28	30
Penalty	2	1
3rd Down: Made/Att	10/40	17/47
3rd Down Pct.	25.0	36.2
4th Down: Made/Att	3/6	1/4
4th Down Pct.	50.0	25.0
<b>Possession Avg.</b>	<b>30:07</b>	<b>29:53</b>
<b>Total Net Yards</b>	<b>868</b>	<b>926</b>
Avg. Per Game	289.3	308.7
Total Plays	188	193
Avg. Per Play	4.6	4.8
<b>Net Yards Rushing</b>	<b>409</b>	<b>309</b>
Avg. Per Game	136.3	103.0
Total Rushes	83	78
<b>Net Yards Passing</b>	<b>459</b>	<b>617</b>
Avg. Per Game	153.0	205.7
Sacked/Yards Lost	10/60	8/54
Gross Yards	519	671
Att./Completions	95/54	107/64
Completion Pct.	56.8	59.8
Had Intercepted	4	1
<b>Punts/Average</b>	<b>18/50.0</b>	<b>17/48.1</b>
Net Punting Avg.	18/42.1	17/38.1
<b>Penalties/Yards</b>	<b>18/145</b>	<b>16/124</b>
<b>Fumbles/Ball Lost</b>	<b>2/1</b>	<b>8/3</b>
<b>Touchdowns</b>	<b>5</b>	<b>4</b>
Rushing	3	2
Passing	2	2
Returns	0	0

Score By Periods	Q1	Q2	Q3	Q4	OT	PTS
Team	0	36	3	10	0	49
Opponents	14	10	16	9	0	49

Scoring	TD	Rush	Rec	Ret	K-PAT	FG	S	PTS
Bullock	0	0	0	0	4/4	5/5	0	19
Burks	1	0	1	0			0	6
Chestnut	1	1	0	0			0	6
Okonkwo	1	0	1	0			0	6
Willis	1	1	0	0			0	6
Woodside	1	1	0	0			0	6
<b>Team</b>	<b>5</b>	<b>3</b>	<b>2</b>	<b>0</b>	<b>4/4</b>	<b>5/5</b>	<b>0</b>	<b>49</b>
<b>Opponents</b>	<b>4</b>	<b>2</b>	<b>2</b>	<b>0</b>	<b>4/4</b>	<b>7/7</b>	<b>0</b>	<b>49</b>

2-Pt Conv: TM 0-1, OPP 0-0

**Sacks:** Anenih 3, Adeniyi 1, Hand 1, Okuayinonu 1, Strong 1, Weaver 1, **TM 8, OPP 10**  
**FUM/Lost:** Chestnut 1/1, Stonehouse 1/0

Rushing	No.	Yds	Avg	Long	TD
Willis	14	159	11.4	50	1
Chestnut	26	106	4.1	29	1
Haskins	27	69	2.6	10	0
Woodside	6	24	4.0	9t	1
Hilliard	2	17	8.5	14	0
McMath	1	17	17.0	17	0
Stonehouse	1	9	9.0	9	0
Cannon	4	7	1.8	9	0
Burks	1	4	4.0	4	0
Wilkins	1	-3	-3.0	-3	0
<b>Team</b>	<b>83</b>	<b>409</b>	<b>4.9</b>	<b>50</b>	<b>3</b>
<b>Opponents</b>	<b>78</b>	<b>309</b>	<b>4.0</b>	<b>21</b>	<b>2</b>

Receiving	No.	Yds	Avg	Long	TD
Haskins	8	53	6.6	18	0
Fitzpatrick	5	62	12.4	18	0
Kinsey	5	48	9.6	19	0
Okonkwo	5	33	6.6	10	1
Roberson	4	47	11.8	19	0
Burks	4	37	9.3	14t	1
Godwin	4	31	7.8	12	0
Chestnut	3	22	7.3	12	0
McMath	2	75	37.5	48	0
Hollister	2	20	10.0	11	0
Lewis	2	16	8.0	9	0
B. Moore	2	14	7.0	8	0
Wilkins	2	9	4.5	5	0
Westbrook-Ikhine	1	21	21.0	21	0
Philips	1	11	11.0	11	0
Wells	1	7	7.0	7	0
Hudson	1	5	5.0	5	0
Odukoya	1	5	5.0	5	0
Woods	1	3	3.0	3	0
<b>Team</b>	<b>54</b>	<b>519</b>	<b>9.6</b>	<b>48</b>	<b>2</b>
<b>Opponents</b>	<b>64</b>	<b>671</b>	<b>10.5</b>	<b>74</b>	<b>2</b>

Interceptions No.	Yds	Avg	Long	TD	
Jo. Jones	1	38	38.0	38	0
<b>Team</b>	<b>1</b>	<b>38</b>	<b>38.0</b>	<b>38</b>	<b>0</b>
<b>Opponents</b>	<b>4</b>	<b>0</b>	<b>0.0</b>	<b>0</b>	<b>0</b>

Punting	No.	Yds	Avg	Net	TB	In	Lg	B
Stonehouse	13	652	50.2	41.3	5	6	68	0
Kern	5	248	49.6	44.2	0	4	58	0
<b>Team</b>	<b>18</b>	<b>900</b>	<b>50.0</b>	<b>42.1</b>	<b>5</b>	<b>10</b>	<b>68</b>	<b>0</b>
<b>Opponents</b>	<b>17</b>	<b>818</b>	<b>48.1</b>	<b>38.1</b>	<b>1</b>	<b>2</b>	<b>65</b>	<b>0</b>

Punt Returns	Ret	FC	Yds	Avg	Long	TD
Philips	5	2	93	18.6	35	0
Kinsey	3	1	35	11.7	18	0
Godwin	2	0	22	11.0	21	0
<b>Team</b>	<b>10</b>	<b>3</b>	<b>150</b>	<b>15.0</b>	<b>35</b>	<b>0</b>
<b>Opponents</b>	<b>4</b>	<b>2</b>	<b>42</b>	<b>10.5</b>	<b>27</b>	<b>0</b>

Kickoff Returns	No.	Yds	Avg	Long	TD
Cannon	2	50	25.0	26	0
Godwin	2	45	22.5	23	0
McMath	2	58	29.0	35	0
<b>Team</b>	<b>6</b>	<b>153</b>	<b>25.5</b>	<b>35</b>	<b>0</b>
<b>Opponents</b>	<b>5</b>	<b>122</b>	<b>24.4</b>	<b>33</b>	<b>0</b>

Field Goals	1-19	20-29	30-39	40-49	50+
Bullock	0/0	0/0	2/2	1/1	2/2
<b>Team</b>	<b>0/0</b>	<b>0/0</b>	<b>2/2</b>	<b>1/1</b>	<b>2/2</b>
<b>Opponents</b>	<b>0/0</b>	<b>1/1</b>	<b>0/0</b>	<b>4/4</b>	<b>2/2</b>

Bullock: (33G)(32G,49G)(51G,50G)  
 TM: (33G)(32G,49G)(51G,50G)  
 OPP: (47G,25G,47G)(52G)(42G,53G,42G)

Passing	Att	Cmp	Yds	Cmp%	Yds/Att	TD	TD%	Int	Int%	Long	Sack/Lost	Rating
Willis	51	28	318	54.9	6.24	2	3.9	1	2.0	48	9/53	78.7
Woodside	44	26	201	59.1	4.57	0	0.0	3	6.8	19	1/7	42.0
<b>Team</b>	<b>95</b>	<b>54</b>	<b>519</b>	<b>56.8</b>	<b>5.46</b>	<b>2</b>	<b>2.1</b>	<b>4</b>	<b>4.2</b>	<b>48</b>	<b>10/60</b>	<b>61.7</b>
<b>Opponents</b>	<b>107</b>	<b>64</b>	<b>671</b>	<b>59.8</b>	<b>6.27</b>	<b>2</b>	<b>1.9</b>	<b>1</b>	<b>0.9</b>	<b>74</b>	<b>8/54</b>	<b>80.4</b>

GAME PREVIEW

TEAM NOTES

PLAYER NOTES

MEDIA

STATISTICS

ROSTERS



## 2022 TENNESSEE TITANS PRESEASON DEFENSIVE STATISTICS

PLAYER	TACKLES			SACKS		TFL	INTERCEPTIONS				FUMBLES			
	Tot	Solo	Asst	Sk	Yds		No	Yds	Lg	TD	PD	FF	FR	Yds
Gibbens, Jack	18	8	10	0	0	0	0	0	0	0	0	0	0	0
Jones, Joe	16	9	7	0	0	0	1	38	38	0	1	0	0	0
Jackson, Theo	14	9	5	0	0	0	0	0	0	0	0	0	0	0
Kalu, Joshua	13	7	6	0	0	0	0	0	0	0	1	1	0	0
Weaver, Rashad	10	6	4	1	6	2	0	0	0	0	2	0	1	1
Campbell, Chance	8	7	1	0	0	1	0	0	0	0	1	0	0	0
Avery, Tre	8	6	2	0	0	1	0	0	0	0	1	0	0	0
Okuyinonu, Sam	8	4	4	1	8	0	0	0	0	0	1	1	0	0
Anenih, David	7	6	1	3	15	1	0	0	0	0	2	2	0	0
Brown, Shakur	7	5	2	0	0	0	0	0	0	0	0	0	0	0
Peevy, Jayden	7	0	7	0	0	0	0	0	0	0	2	0	0	0
Mabin, Greg	6	5	1	0	0	0	0	0	0	0	0	1	0	0
Adeniyi, Ola	6	4	2	1	21	1	0	0	0	0	0	1	0	0
Jones, Naquan	6	4	2	0	0	0	0	0	0	0	0	0	0	0
Colbert, Adrian	5	4	1	0	0	0	0	0	0	0	2	0	0	0
Farley, Caleb	4	4	0	0	0	0	0	0	0	0	1	0	0	0
Hand, Da'Shawn	4	3	1	1	4	1	0	0	0	0	0	0	0	0
Johnson Jr., Lonnie	4	3	1	0	0	0	0	0	0	0	0	0	0	0
Swilling, Tre	4	3	1	0	0	0	0	0	0	0	1	0	0	0
Murchison, Larrell	4	2	2	0	0	0	0	0	0	0	0	0	0	0
Carter, Shyheim	3	2	1	0	0	0	0	0	0	0	0	0	1	0
Jackson, Chris	3	1	2	0	0	0	0	0	0	0	0	0	0	0
Walker, DeMarcus	3	1	2	0	0	0	0	0	0	0	0	0	0	0
Amadi, Ugo	2	2	0	0	0	0	0	0	0	0	2	0	0	0
Hooker, Amani	2	2	0	0	0	0	0	0	0	0	0	0	0	0
Lawler, Justin	2	2	0	0	0	0	0	0	0	0	0	0	0	0
Cole, Dylan	2	1	1	0	0	0	0	0	0	0	0	0	0	0
Gillespie, Tyree	2	1	1	0	0	0	0	0	0	0	1	0	0	0
Moore Jr., A.J.	2	1	1	0	0	0	0	0	0	0	0	0	0	0
Strong, Kevin	2	1	1	1	0	0	0	0	0	0	0	0	0	0
Tart, Teair	2	1	1	0	0	1	0	0	0	0	0	0	0	0
Benton, Elijah	1	1	0	0	0	0	0	0	0	0	0	0	0	0
Fulton, Kristian	1	0	1	0	0	0	0	0	0	0	0	0	0	0
<b>Total</b>	<b>186</b>	<b>115</b>	<b>71</b>	<b>8</b>	<b>54</b>	<b>8</b>	<b>1</b>	<b>38</b>	<b>38</b>	<b>0</b>	<b>18</b>	<b>6</b>	<b>2</b>	<b>1</b>

### PRESEASON SPECIAL TEAMS STATISTICS

PLAYER	TACKLES			FUMBLES		BLOCKS		
	Tot	Solo	Asst	FF	FR	PAT	FG	PUNT
Haskins, Hassan	2	2	0	0	0	0	0	0
McMath, Racey	2	1	1	0	0	0	0	0
Chestnut, Julius	1	1	0	0	0	0	0	0
Gibbens, Jack	1	1	0	0	0	0	0	0
Kalu, Joshua	1	1	0	0	0	0	0	0
McCreary, Roger	1	1	0	0	0	0	0	0
Hilliard, Dontrell	1	0	1	0	0	0	0	0
Jackson, Theo	1	0	1	0	1	0	0	0
<b>TEAM TOTALS:</b>	<b>10</b>	<b>7</b>	<b>3</b>	<b>0</b>	<b>1</b>	<b>0</b>	<b>0</b>	<b>0</b>

### MISCELLANEOUS STATISTICS

PLAYER	TACKLES			FUMBLES	
	Tot	Solo	Asst	FF	FR
Burks, Treyton	1	1	0	0	0
Kinsey, Mason	1	1	0	0	0
Stonehouse, Ryan	0	0	0	0	1
<b>TEAM TOTALS:</b>	<b>2</b>	<b>2</b>	<b>0</b>	<b>0</b>	<b>1</b>

**Legend:**

<b>Tot</b> . . . . . Total Tackles	<b>Int</b> . . . . . Interceptions
<b>Solo</b> . . . . . Unassisted Tackles	<b>Yds</b> . . . . . Interception Return Yards
<b>Asst</b> . . . . . Assisted Tackles	<b>TD</b> . . . . . Interceptions Return Touchdowns
<b>Sk</b> . . . . . Quarterback Sacks	<b>PD</b> . . . . . Passes Defensed
<b>Yds</b> . . . . . Yards Lost on Sack	<b>FF</b> . . . . . Forced Fumble
<b>QBP</b> . . . . . Quarterback Pressure	<b>FR</b> . . . . . Fumble Recoveries
<b>TFL</b> . . . . . Tackle for Loss	<b>Yds</b> . . . . . Yards on Fumble Returns

## 2021 TENNESSEE TITANS REGULAR SEASON STATISTICS

**Won 12, Lost 5**

Date	W-L	Score	OT	Opponent	Attendance
09/12	L	13-38		Arizona	67,216
09/19	W	33-30	OT	at Seattle	68,585
09/26	W	25-16		Indianapolis	67,914
10/03	L	24-27	OT	at N.Y. Jets	70,232
10/10	W	37-19		at Jacksonville	58,282
10/18	W	34-31		Buffalo	69,419
10/24	W	27-3		Kansas City	69,484
10/31	W	34-31	OT	at Indianapolis	59,175
11/07	W	28-16		at L.A. Rams	71,785
11/14	W	23-21		New Orleans	69,414
11/21	L	13-22		Houston	67,395
11/28	L	13-36		at New England	65,878
12/12	W	20-0		Jacksonville	67,808
12/19	L	13-19		at Pittsburgh	59,521
12/23	W	20-17		San Francisco	69,361
01/02	W	34-3		Miami	69,091
01/09	W	28-25		at Houston	66,722

Statistic	Tenn.	Opp.
<b>Total First Downs</b>	<b>362</b>	<b>331</b>
Rushing	134	90
Passing	194	204
Penalty	34	37
3rd Down: Made/Att	103/236	77/210
3rd Down Pct.	43.6	36.7
4th Down: Made/Att	15/24	14/24
4th Down Pct.	62.5	58.3
<b>Possession Avg.</b>	<b>32:40</b>	<b>27:20</b>
<b>Total Net Yards</b>	<b>5,822</b>	<b>5,607</b>
Avg. Per Game	342.5	329.8
Total Plays	1133	1039
Avg. Per Play	5.1	5.4
<b>Net Yards Rushing</b>	<b>2,404</b>	<b>1,438</b>
Avg. Per Game	141.4	84.6
Total Rushes	551	368
<b>Net Yards Passing</b>	<b>3,418</b>	<b>4,169</b>
Avg. Per Game	201.1	245.2
Sacked/Yards Lost	47/327	43/316
Gross Yards	3745	4485
Att./Completions	535/359	628/395
Completion Pct.	67.1	62.9
Had Intercepted	14	16
Punts/Average	58/44.3	67/44.6
Net Punting Avg.	58/39.8	67/38.7
<b>Penalties/Yards</b>	<b>103/973</b>	<b>118/1,070</b>
<b>Fumbles/Ball Lost</b>	<b>25/11</b>	<b>21/6</b>
<b>Touchdowns</b>	<b>49</b>	<b>38</b>
Rushing	23	14
Passing	22	24
Returns	4	0

Score By Periods	Q1	Q2	Q3	Q4	OT	PTS
<b>Team</b>	<b>61</b>	<b>167</b>	<b>65</b>	<b>120</b>	<b>6</b>	<b>419</b>
<b>Opponents</b>	<b>56</b>	<b>112</b>	<b>84</b>	<b>99</b>	<b>3</b>	<b>354</b>

Scoring	TD	Rush	Rec	Ret	K-PAT	FG	S	PTS
Bullock	0	0	0	0	42/45	26/31	0	120
Henry	10	10	0	0	0	0	0	62
Tannehill	7	7	0	0	0	0	0	42
A.J. Brown	5	0	5	0	0	0	0	30
Westbrook-Ikhine	4	0	4	0	0	0	0	24
Pruitt	3	0	3	0	0	0	0	20
Firkser	3	0	2	1c	0	0	0	18
Foreman	3	3	0	0	0	0	0	18
Swaim	3	0	3	0	0	0	0	18
Byard	2	0	0	2a	0	0	0	12
Hilliard	2	2	0	0	0	0	0	12
Batson	1	0	1	0	0	0	0	6
Fitzpatrick	1	0	1	0	0	0	0	6
Ju. Jones	1	0	1	0	0	0	0	6
McNichols	1	0	1	0	0	0	0	6
Molden	1	0	0	1b	0	0	0	6
Peterson	1	1	0	0	0	0	0	6
Rogers	1	0	1	0	0	0	0	6
Badgley	0	0	0	0	1/2	0/1	0	1
<b>Team</b>	<b>49</b>	<b>23</b>	<b>22</b>	<b>4</b>	<b>43/47</b>	<b>26/32</b>	<b>0</b>	<b>419</b>
<b>Opponents</b>	<b>38</b>	<b>14</b>	<b>24</b>	<b>0</b>	<b>29/34</b>	<b>31/38</b>	<b>0</b>	<b>354</b>

a - 30-yd fumble return at Jax, 10/10, and 24-yard interception return at LAR, 11/7; b - 2-yd interception return at Ind, 10/31; c - fumble recovery in end zone vs. Hou, 11/21

**2-Pt Conv:** Henry, Pruitt, **TM 2-2; OP 2-4**

**Sacks:** Landry 12, Autry 9, Simmons 8.5, Dupree 3, Adeniyi 2.5, N. Jones 2.5, Peko 2, Roberson 1.5, Byard 1, (group) 1, **TM 43, OPP 47**

**FUM/Lost:** Tannehill 10/4, Rogers 4/1, Firkser 2/1, Foreman 2/1, Hilliard 2/1, Blasingame 1/1, Brewer 1/0, Henry 1/0, McMath 1/1, Westbrook-Ikhine 1/1

**Bullock:** () (33G,30G,24G,44N,36G) (32G) (44G,46G,36G,49N) (34G) (43G,38G) (34G,51G) (46G,44G) () (28G,36G,36G) () (44N) (47N,44G,29G) (26G,32G) (38G,44G) (23G,44G) (42N) **TM:** (46N) (33G,30G,24G,44N,36G) (32G) (44G,46G,36G,49N) (34G) (43G,38G) (34G,51G) (46G,44G) () (28G,36G,36G) () (44N) (47N,44G,29G) (26G,32G) (38G,44G) (23G,44G) (42N) **OPP:** (34G,43N) (31G) (43G,28G,24G,51N) (27G,22G) (53N) (24G,28G,52G) (42G,57N) (34G) (34G,22G,54G) (20G) (43G,24G,37G) (22G,37G,44G,53N,28G,52G) () (36G,56N,28G,46G,48G) (48G) (39G,53N) (31G)

Passing	Att	Cmp	Yds	Cmp%	Yds/Att	TD	TD%	Int	Int%	Long	Sack/Lost	Rating
Tannehill	531	357	3,734	67.2	7.03	21	4.0	14	2.6	57t	47/327	89.6
A.J. Brown	2	0	0	0.0	0.00	0	0.0	0	0.0	---	0/0	39.6
M. Farley	1	1	6	100.0	6.00	0	0.0	0	0.0	6	0/0	91.7
Henry	1	1	5	100.0	5.00	1	100.0	0	0.0	5t	0/0	127.1
<b>Team</b>	<b>535</b>	<b>359</b>	<b>3,745</b>	<b>67.1</b>	<b>7.00</b>	<b>22</b>	<b>4.1</b>	<b>14</b>	<b>2.6</b>	<b>57t</b>	<b>47/327</b>	<b>90.0</b>
<b>Opponents</b>	<b>628</b>	<b>395</b>	<b>4,485</b>	<b>62.9</b>	<b>7.14</b>	<b>24</b>	<b>3.8</b>	<b>16</b>	<b>2.5</b>	<b>68t</b>	<b>43/316</b>	<b>86.4</b>

Rushing	No.	Yds	Avg	Long	TD
Henry	219	937	4.3	76t	10
Foreman	133	566	4.3	35	3
Hilliard	56	350	6.3	68t	2
Tannehill	55	270	4.9	28	7
McNichols	41	156	3.8	14	0
Peterson	27	82	3.0	16	1
Batson	2	15	7.5	11	0
A.J. Brown	2	10	5.0	7	0
Rogers	1	9	9.0	9	0
D. Evans	2	7	3.5	5	0
Blasingame	3	6	2.0	3	0
Sargent	2	4	2.0	2	0
M. Johnson	2	-2	-1.0	5	0
Woodside	6	-6	-1.0	-1	0
<b>Team</b>	<b>551</b>	<b>2,404</b>	<b>4.4</b>	<b>76t</b>	<b>23</b>
<b>Opponents</b>	<b>368</b>	<b>1,438</b>	<b>3.9</b>	<b>58</b>	<b>14</b>

Receiving	No.	Yds	Avg	Long	TD
A.J. Brown	63	869	13.8	57t	5
Westbrook-Ikhine	38	476	12.5	46	4
Firkser	34	291	8.6	24	2
Ju. Jones	31	434	14.0	51	1
Swaim	31	210	6.8	26	3
Rogers	30	301	10.0	39	1
McNichols	28	240	8.6	27	1
Hilliard	19	87	4.6	28	0
Henry	18	154	8.6	16	0
Pruitt	14	145	10.4	22	3
Reynolds	10	90	9.0	12	0
M. Johnson	9	160	17.8	50	0
Foreman	9	123	13.7	39	0
Fitzpatrick	5	49	9.8	18t	1
Hollister	4	33	8.3	14	0
Peterson	4	8	2.0	5	0
Hudson	3	31	10.3	14	0
Batson	2	15	7.5	13	1
D. Evans	2	11	5.5	6	0
McMath	2	8	4.0	9	0
Blasingame	2	4	2.0	5	0
Hooker	1	6	6.0	6	0
<b>Team</b>	<b>359</b>	<b>3,745</b>	<b>10.4</b>	<b>57t</b>	<b>22</b>
<b>Opponents</b>	<b>395</b>	<b>4,485</b>	<b>11.4</b>	<b>68t</b>	<b>24</b>

Interceptions	No.	Yds	Avg	Long	TD
Byard	5	66	13.2	24t	1
Fulton	2	13	6.5	13	0
Long	2	6	3.0	6	0
R. Evans	2	1	0.5	1	0
Hooker	1	21	21.0	21	0
Skrine	1	17	17.0	17	0
J. Brown	1	2	2.0	2	0
Molden	1	2	2.0	2t	1
Jenkins	1	0	0.0	0	0
<b>Team</b>	<b>16</b>	<b>128</b>	<b>8.0</b>	<b>24t</b>	<b>2</b>
<b>Opponents</b>	<b>14</b>	<b>252</b>	<b>18.0</b>	<b>82</b>	<b>0</b>

Punting	No.	Yds	Avg	Net	TB	In	Lg	B
Kern	47	2,105	44.8	40.4	1	18	59	0
Townsend	11	465	42.3	37.0	1	2	63	0
<b>Team</b>	<b>58</b>	<b>2,570</b>	<b>44.3</b>	<b>39.8</b>	<b>2</b>	<b>20</b>	<b>63</b>	<b>0</b>
<b>Opponents</b>	<b>67</b>	<b>2,986</b>	<b>44.6</b>	<b>38.7</b>	<b>5</b>	<b>27</b>	<b>66</b>	<b>0</b>

Punt Returns	Ret	FC	Yds	Avg	Long	TD
Rogers	30	20	293	9.8	55	0
Kinsey	0	1	0	---	---	0
<b>Team</b>	<b>30</b>	<b>21</b>	<b>293</b>	<b>9.8</b>	<b>55</b>	<b>0</b>
<b>Opponents</b>	<b>22</b>	<b>16</b>	<b>223</b>	<b>10.1</b>	<b>18</b>	<b>0</b>

Kickoff Returns	No.	Yds	Avg	Long	TD
Rogers	14	282	20.1	37	0
M. Johnson	9	179	19.9	31	0
Hilliard	8	177	22.1	26	0
Batson	5	80	16.0	20	0
McNichols	2	31	15.5	16	0
Blasingame	1	12	12.0	12	0
D. Evans	1	17	17.0	17	0
<b>Team</b>	<b>40</b>	<b>778</b>	<b>19.5</b>	<b>37</b>	<b>0</b>
<b>Opponents</b>	<b>40</b>	<b>812</b>	<b>20.3</b>	<b>37</b>	<b>0</b>

Field Goals	1-19	20-29	30-39	40-49	50+
Bullock	0/0	5/5	12/12	8/13	1/1
Badgley	0/0	0/0	0/0	0/1	0/0
<b>Team</b>	<b>0/0</b>	<b>5/5</b>	<b>12/12</b>	<b>8/14</b>	<b>1/1</b>
<b>Opponents</b>	<b>0/0</b>	<b>12/12</b>	<b>9/9</b>	<b>7/8</b>	<b>3/9</b>

GAME PREVIEW

TEAM NOTES

PLAYER NOTES

MEDIA

STATISTICS

ROSTERS



## 2021 TENNESSEE TITANS REGULAR SEASON DEFENSIVE STATISTICS

PLAYER	TACKLES			SACKS		INTERCEPTIONS						FUMBLES			
	Tot	Solo	Asst	Sk	Yds	QB	TFL	No	Yds	Lg	TD	PD	FF	FR	Yds
Byard, Kevin	88	57	31	1.0	11.0	2	1	5	66	24t	1	13	2	1	30t
Landry III, Harold	75	52	23	12.0	80.0	49	14	0	0	0	0	0	1	0	0
Long Jr., David	75	46	29	0.0	0.0	6	4	2	6	6	0	6	0	0	0
Hooker, Amani	62	38	24	0.0	0.0	0	1	1	21	21	0	4	1	0	0
Molden, Elijah	60	42	18	0.0	0.0	6	3	1	2	2t	1	4	1	1	0
Evans, Rashaan	57	35	22	0.0	0.0	1	3	2	1	1	0	2	1	1	0
Jenkins, Jackrabbit	55	39	16	0.0	0.0	0	0	1	0	0	0	6	1	0	0
Brown, Jayon	55	36	19	0.0	0.0	0	0	1	2	2	0	2	0	0	0
Simmons, Jeffery	54	42	12	8.5	64.5	58	12	0	0	0	0	6	0	0	0
Fulton, Kristian	40	30	10	0.0	0.0	0	0	2	13	13	0	14	0	0	0
Cruikshank, Dane	38	27	11	0.0	0.0	1	0	0	0	0	0	1	0	0	0
Jackson, Chris	33	28	5	0.0	0.0	2	1	0	0	0	0	4	0	0	0
Autry, Denico	32	25	7	9.0	60.5	44	10	0	0	0	0	6	0	0	0
Rice, Monty	30	15	15	0.0	0.0	0	0	0	0	0	0	1	0	0	0
Jones, Naquan	29	18	11	2.5	17.0	4	4	0	0	0	0	2	0	0	0
Cunningham, Zach	25	18	7	0.0	0.0	0	3	0	0	0	0	0	0	0	0
Dupree, Bud	17	13	4	3.0	23.0	15	2	0	0	0	0	1	1	0	0
Skrine, Buster	17	11	6	0.0	0.0	0	0	1	17	17	0	3	0	0	0
Tart, Tear	16	10	6	0.0	0.0	3	2	0	0	0	0	0	0	0	0
Adeniyi, Ola	11	8	3	2.5	23.0	20	2	0	0	0	0	1	0	0	0
Mabin, Greg	10	9	1	0.0	0.0	0	0	0	0	0	0	1	0	0	0
Peko, Kyle	10	7	3	2.0	5.0	5	2	0	0	0	0	0	1	0	0
Roberson, Derick	10	6	4	1.5	25.0	4	3	0	0	0	0	0	0	0	0
Murchison, Larrell	8	4	4	0.0	0.0	1	1	0	0	0	0	0	0	0	0
Jones, Chris	6	5	1	0.0	0.0	0	0	0	0	0	0	1	0	0	0
Simon, John	6	4	2	0.0	0.0	0	0	0	0	0	0	0	0	0	0
Cole, Dylan	6	2	4	0.0	0.0	1	1	0	0	0	0	1	0	0	0
Farley, Matthias	5	4	1	0.0	0.0	0	0	0	0	0	0	0	1	1	0
Farley, Caleb	4	4	0	0.0	0.0	0	0	0	0	0	0	1	0	0	0
Borders, Breon	4	3	1	0.0	0.0	0	0	0	0	0	0	2	0	0	0
Dzubnar, Nick	4	1	3	0.0	0.0	0	0	0	0	0	0	0	0	0	0
McDougald, Bradley	3	3	0	0.0	0.0	0	0	0	0	0	0	0	0	0	0
Strong, Kevin	3	1	2	0.0	0.0	0	0	0	0	0	0	0	0	0	0
Ankou, Eli	3	0	3	0.0	0.0	0	0	0	0	0	0	0	0	0	0
Weaver, Rashad	2	0	2	0.0	0.0	0	0	0	0	0	0	0	0	0	0
Bledsoe, Amani	1	1	0	0.0	0.0	1	0	0	0	0	0	1	0	0	0
Brown, A.J.	1	1	0	0.0	0.0	0	0	0	0	0	0	0	0	0	0
Jones, Joe	1	0	1	0.0	0.0	2	0	0	0	0	0	0	0	0	0
Reid, Caraur	0	0	0	0.0	0.0	1	0	0	0	0	0	0	0	0	0
<b>Total</b>	<b>956</b>	<b>645</b>	<b>311</b>	<b>42.0</b>	<b>309.0</b>	<b>226</b>	<b>69</b>	<b>16</b>	<b>128</b>	<b>24t</b>	<b>2</b>	<b>83</b>	<b>10</b>	<b>4</b>	<b>30t</b>

### TITANS SPECIAL TEAMS STATISTICS

PLAYER	TACKLES			FUMBLES		BLOCKS		
	Tot	Solo	Asst	FF	FR	PAT	FG	PUNT
Farley, Matthias	11	8	3	0	0	0	0	0
Dzubnar, Nick	11	5	6	0	0	0	0	0
Cole, Dylan	10	8	2	1	0	0	0	0
Adeniyi, Ola	10	6	4	0	0	0	0	0
Rice, Monty	6	2	4	0	0	0	0	0
Cruikshank, Dane	5	3	2	1	0	0	0	0
Jones, Joe	5	2	3	0	0	0	0	0
McMath, Racey	4	0	4	0	0	0	0	0
Westbrook-Ikhine, Nick	3	1	2	0	0	0	0	0
Blasingame, Khari	2	2	0	0	0	0	0	0
Carter, Tory	2	2	0	0	1	0	0	0
Molden, Elijah	2	1	1	0	0	0	0	0
Borders, Breon	1	1	0	0	0	0	0	0
Cox, Morgan	1	1	0	0	0	0	0	0
Cunningham, Zach	1	1	0	0	0	0	0	0
Jackson, Chris	1	1	0	0	0	0	0	0
Johnson, Marcus	1	1	0	0	0	0	0	0
Townsend, Johnny	1	1	0	0	0	0	0	0
Jones, Chris	1	0	1	0	0	0	0	0
Pruitt, MyCole	1	0	1	0	0	0	0	0
Roberson, Derick	1	0	1	0	0	0	0	0
Autry, Denico	0	0	0	0	0	0	1	0
Rogers, Chester	0	0	0	0	3	0	0	0
<b>TEAM TOTALS:</b>	<b>80</b>	<b>46</b>	<b>34</b>	<b>2</b>	<b>4</b>	<b>0</b>	<b>1</b>	<b>0</b>

### MISCELLANEOUS STATISTICS

PLAYER	TACKLES			FUMBLES	
	Tot	Solo	Asst	FF	FR
Hilliard, Dontrell	3	2	1	0	1
Tannehill, Ryan	3	2	1	0	1
Brown, A.J.	2	2	0	0	1
Jones, Julio	2	2	0	0	0
Quessenberry, David	2	2	0	1	0
Swaim, Geoff	2	2	0	0	0
Davis, Nate	1	1	0	0	0
Firkser, Anthony	1	1	0	0	3
Fitzpatrick, Dez	1	1	0	0	0
McMath, Racey	1	1	0	0	0
McNichols, Jeremy	1	1	0	0	0
Radunz, Dillon	1	1	0	0	0
Brewer, Aaron	0	0	0	0	1
Foreman, D'Onta	0	0	0	0	1
Henry, Derrick	0	0	0	0	1
Jones, Ben	0	0	0	0	1
Lewan, Taylor	0	0	0	0	1
Peterson, Adrian	0	0	0	0	1
<b>TEAM TOTALS:</b>	<b>20</b>	<b>18</b>	<b>2</b>	<b>1</b>	<b>12</b>

<b>Legend:</b>	<b>Tot</b> . . . . . Total Tackles	<b>Int</b> . . . . . Interceptions
	<b>Solo</b> . . . . . Unassisted Tackles	<b>Yds</b> . . . . . Interception Return Yards
	<b>Asst</b> . . . . . Assisted Tackles	<b>TD</b> . . . . . Interceptions Return Touchdowns
	<b>Sk</b> . . . . . Quarterback Sacks	<b>PD</b> . . . . . Passes Defensed
	<b>Yds</b> . . . . . Yards Lost on Sack	<b>FF</b> . . . . . Forced Fumble
	<b>QB</b> . . . . . Quarterback Pressure	<b>FR</b> . . . . . Fumble Recoveries
	<b>TFL</b> . . . . . Tackle for Loss	<b>Yds</b> . . . . . Yards on Fumble Returns

GAME PREVIEW

TEAM NOTES

PLAYER NOTES

MEDIA

STATISTICS

ROSTERS

## 2022 NEW YORK GIANTS PRESEASON STATISTICS



<u>WON 2, LOST 1</u>		<u>* RUSHING</u>	
08/11 W 23-21	at New England	65,878 A. Williams	No. Yds Avg Long TD
08/21 W 25-22	Cincinnati	67,680 Corbin	16 93 5.8 19 1
08/28 L 27-31	at N.Y. Jets	64,763 Brightwell	21 73 3.5 11 2
	NY-G      Opp.	Platzgummer	9 51 5.7 16 0
<b>TOTAL FIRST DOWNS</b>	70      63	Taylor	7 33 4.7 15 0
Rushing	19      15	Webb	3 19 6.3 13 0
Passing	44      40	Barkley	6 14 2.3 5 0
Penalty	7      8	Jones	4 13 3.3 5 0
3rd Down: Made/Att	21/46      12/36	W. Robinson	2 11 5.5 6 0
3rd Down Pct.	45.7      33.3	Foster	1 11 11.0 11 0
4th Down: Made/Att	4/6      3/5	Slayton	1 9 9.0 9 0
4th Down Pct.	66.7      60.0	Breida	1 2 2.0 2 0
<b>POSSESSION AVG.</b>	31:41      28:19	TEAM	3 1 0.3 2 0
<b>TOTAL NET YARDS</b>	1148      1011	<u>OPPONENTS</u>	74 330 4.5 19 3
Avg. Per Game	382.7      337.0	<u>* RECEIVING</u>	No. Yds Avg Long TD
Total Plays	220      187	Bachman	65 210 3.2 22 3
Avg. Per Play	5.2      5.4	Corbin	19 166 8.7 22t 2
<b>NET YARDS RUSHING</b>	330      210	Johnson	14 76 5.4 20 0
Avg. Per Game	110.0      70.0	Hudson LG	10 123 12.3 23 0
Total Rushes	74      65	Hudson TM	8 74 9.3 22 1
<b>NET YARDS PASSING</b>	818      801	A. Williams	1 4 4.0 4 0
Avg. Per Game	272.7      267.0	James	8 45 5.6 12 0
Sacked/Yards Lost	3/19      2/16	Allen	7 66 9.4 26 1
Gross Yards	837      817	Sills	6 59 9.8 18t 1
Att./Completions	143/102      120/79	Bellinger	6 57 9.5 20 0
Completion Pct.	71.3      65.8	Doss	6 52 8.7 25 0
Had Intercepted	2      2	Moore LG	5 49 9.8 20 0
<b>PUNTS/AVERAGE</b>	12/48.4      12/46.2	Moore TM	4 28 7.0 10 0
<b>NET PUNTING AVG.</b>	12/39.5      12/41.4	W. Robinson	2 13 6.5 10 0
<b>PENALTIES/YARDS</b>	19/185      23/175	Brightwell	4 1 0.3 4 0
<b>FUMBLES/BALL LOST</b>	5/2      3/2	Myarick	3 23 7.7 11 0
<b>TOUCHDOWNS</b>	8      9	Toivonen	3 8 2.7 4 0
Rushing	3      3	Platzgummer	2 29 14.5 18 0
Passing	4      6	Kemp	2 18 9.0 15 0
Returns	1      0	Slayton	1 17 17.0 17 0
<b>* SCORE BY PERIODS</b>	Q1 Q2 Q3 Q4 OT PTS	Barkley	1 8 8.0 8 0
<b>TEAM</b>	3 24 14 34 0 75	Golladay	1 6 6.0 6 0
<b>OPPONENTS</b>	13 20 14 27 0 74	TEAM	102 837 8.2 26 4
<b>* SCORING</b>	TD-Ru-Pa-Rt K-PAT FG S PTS	<u>OPPONENTS</u>	79 817 10.3 36 6
Santoso LG	0 0 0 0 4/ 4 5/ 8 0 19	<u>* INTERCEPTIONS</u>	No. Yds Avg Long TD
Santoso TM	0 0 0 0 3/ 3 2/ 2 0 9	Calitro	2 41 20.5 35t 1
Bachman	2 0 2 0 0 0 12	TEAM	2 41 20.5 35t 1
Corbin	2 2 0 0 0 0 12	OPPONENTS	2 23 11.5 23 0
Gano	0 0 0 0 3/ 3 3/ 3 0 12	<u>* PUNTING</u>	No. Yds Avg Net TB In Lg B
Allen	1 0 1 0 0 0 6	Gillan	12 581 48.4 39.5 1 2 67 0
Calitro	1 0 0 1 0 0 6	TEAM	12 581 48.4 39.5 1 2 67 0
Hudson LG	1 0 1 0 0 0 6	OPPONENTS	12 554 46.2 41.4 1 6 61 0
James	1 0 1 0 0 0 6	<u>* PUNT RETURNS</u>	Ret FC Yds Avg Long TD
A. Williams	1 1 0 0 0 0 6	James	2 1 20 10.0 17 0
Gillan	0 0 0 0 1/ 1 1/ 1 0 4	Bachman	1 1 11 11.0 11 0
Webb	0 0 0 0 0 0 2	Board	1 2 6 6.0 6 0
<b>TEAM</b>	8 3 4 1 7/ 7 6/ 6 0 75	TEAM	4 4 37 9.3 17 0
<b>OPPONENTS</b>	9 3 6 0 8/ 8 4/ 5 0 74	OPPONENTS	5 4 87 17.4 30 0
<u>2-Pt Conv: Webb, TM 1-1, OPP 0-1</u>		<u>* KICKOFF RETURNS</u>	No. Yds Avg Long TD
<u>SACKS: Dorsey 1, Thompson 1, TM 2, OPP 3</u>		Corbin	4 94 23.5 34 0
<u>FUM/LOST: Board 1/1, Gillan 1/0, Holden 1/0, Johnson 1/1, A. Williams 1/0</u>		Board	3 61 20.3 27 0
		Brightwell	2 47 23.5 28 0
		TEAM	9 202 22.4 34 0
		OPPONENTS	7 210 30.0 73 0
		<u>* FIELD GOALS</u>	1-19 20-29 30-39 40-49 50+
		Santoso LG	0/ 0 1/ 1 2/ 2 1/ 1 1/ 4
		Santoso TM	0/ 0 0/ 0 1/ 1 1/ 1 0/ 0
		Gano	0/ 0 2/ 2 0/ 0 1/ 1 0/ 0
		Gillan	0/ 0 0/ 0 1/ 1 0/ 0 0/ 0
		TEAM	0/ 0 2/ 2 2/ 2 2/ 2 0/ 0
		OPPONENTS	0/ 0 0/ 0 1/ 1 2/ 2 1/ 2
		Santoso: ( ) ( ) (36G,49G)	
		Gano: (25G,40G,24G) ( ) ( )	
		Gillan: ( ) (31G) ( )	
		TM: (25G,40G,24G) (31G) (36G,49G)	
		OPP: ( ) (50G,44G,31G,58N) (49G)	
<b>* PASSING</b>	Att Cmp Yds Cmp% Yds/Att TD TD% Int Int% Long Sack/Lost Rating		
Webb	81 60 457 74.1 5.64 3 3.7 0 0.0 22t 0/ 0 99.7		
Taylor	36 22 195 61.1 5.42 1 2.8 1 2.8 26 2/ 11 73.3		
Jones	26 20 185 76.9 7.12 0 0.0 1 3.8 23 1/ 8 79.8		
TEAM	143 102 837 71.3 5.85 4 2.8 2 1.4 26 3/ 19 89.4		
OPPONENTS	120 79 817 65.8 6.81 6 5.0 2 1.7 36 2/ 16 95.0		

GAME PREVIEW

TEAM NOTES

PLAYER NOTES

MEDIA

STATISTICS

ROSTERS





## REGULAR SEASON: THE LAST TIME THE TENNESSEE TITANS ...

## GAMES WON

**WON BY SCORING IN THE LAST TWO MINUTES OF REGULATION**

**By Titans**—Randy Bullock 44-yard FG (0:04 remaining) vs. San Francisco, 12/23/21 (W)

**By Opponents**—Stephen Hauschka 46-yard field goal (0:00 remaining), at Buffalo, 10/7/18 (L)

**WON OVERTIME GAME**

**By Titans**—Tennessee 34, at Indianapolis 31, 10/31/21 (W)

**By Opponents**—at N.Y. Jets 27, Tennessee 24, 10/3/21 (L)

**WON BY 20 OR MORE POINTS**

**By Titans**—at Tennessee 34, Miami 3, 1/2/22 (W)

**By Opponents**—Tennessee 13, at New England 36, 11/28/21 (L)

**WON BY SHUTOUT**

**By Titans**—at Tennessee 20, Jacksonville 0, 12/12/21 (W)

**By Opponents**—at Denver 16, Tennessee 0, 10/13/19 (L)

## TEAM SCORING

**SCORED 50 POINTS**

**By Titans**—*Never in Titans era (since 1999)*

**By Oilers**—Houston 58, vs. Cleveland 14, 12/9/90 (W)

**By Opponents**—at Houston 57, Tennessee 14, 10/1/17 (L)

**SCORED 40 POINTS**

**By Titans**—at Houston 38, Tennessee 41, 1/3/21 (W)

**By Opponents**—Tennessee 14, at Green Bay 40, 12/27/20 (L)

**SCORED 20 POINTS IN A QUARTER**

**By Titans**—21 points in second quarter, at Houston, 1/9/22 (W)

**By Opponents**—21 points in second quarter, at Seattle, 9/19/21 (W)

**SCORED 30 POINTS IN A HALF**

**By Titans**—35 points in first half, at Indianapolis, 11/29/20 (W)

**By Opponents**—38 points in first half, vs. Cleveland, 12/6/20 (L)

**SCORED TOUCHDOWNS ON OFFENSE, DEFENSE AND SPECIAL TEAMS**

**By Titans**—One rushing, two interception returns, two punt returns, vs. Jacksonville, 12/30/12 (W)

**By Opponents**—Four passing, one interception return, two punt returns, at Oakland, 9/29/02 (L)

**SCORED A TOUCHDOWN ON FIRST OFFENSIVE POSSESSION**

**By Titans**—D'Onta Foreman 5-yard run, vs. Jacksonville, 12/12/21 (W)

**By Opponents**—Jeff Wilson Jr. 1-yard run, vs. San Francisco, 12/23/21 (W)

## TEAM YARDAGE TOTALS

**500 TOTAL NET YARDS**

**By Titans**—at Seattle (532 yards), 9/19/21 (W)

**By Opponents**—vs. Kansas City (530 yards), 11/10/19 (W)

**400 TOTAL NET YARDS**

**By Titans**—at Houston (405 yards), 1/9/22 (W)

**By Opponents**—vs. Buffalo (417 yards), 10/18/21 (W)

## TEAM DEFENSE

**HELD OPPONENT WITHOUT A TOUCHDOWN**

**By Titans**—at Tennessee 34, Miami 3, 1/2/22 (W)

**By Opponents**—at Denver 16, Tennessee 0, 10/13/19 (L)

**HELD OPPONENT TO 200 OR FEWER NET YARDS OF OFFENSE**

**By Titans**—at Pittsburgh (168 yards), 12/19/21 (L)

**By Opponents**—at L.A. Rams (194 net yards), 11/7/21 (W)

**HELD OPPONENT TO 50 OR FEWER YARDS RUSHING**

**By Titans**—at Pittsburgh (35 yards), 12/19/21 (L)

**By Opponents**—at Denver (39 yards), 10/13/19 (L)

**HELD OPPONENT TO 100 OR FEWER NET YARDS PASSING**

**By Titans**—at Miami (78 net yards), 10/8/17 (L)

**By Opponents**—at New England (85 net yards), 11/28/21 (L)

**SEVEN OR MORE SACKS BY TEAM**

**By Titans**—at Arizona (8 sacks), 12/10/17 (L)

**By Opponents**—at N.Y. Jets (7 sacks), 10/3/21 (L)

**SIX OR MORE SACKS BY TEAM**

**By Titans**—at Arizona (8 sacks), 12/10/17 (L)

**By Opponents**—at N.Y. Jets (7 sacks), 10/3/21 (L)

**FIVE OR MORE SACKS BY TEAM**

**By Titans**—at L.A. Rams (5 sacks), 11/7/21 (W)

**By Opponents**—at N.Y. Jets (7 sacks), 10/3/21 (L)

**FORCED FIVE OR MORE OPPONENT TURNOVERS**

**By Titans**—vs. N.Y. Jets (4 interceptions, 1 fumble), 12/17/12 (W)

**By Opponents**—vs. Houston (4 interceptions, 1 fumble), 11/21/21 (L)

**FORCED FOUR OR MORE OPPONENT TURNOVERS**

**By Titans**—vs. Jacksonville (4 interceptions, 0 fumbles), 12/12/21 (W)

**By Opponents**—at Pittsburgh (1 interception, 3 fumbles), 12/19/21 (L)

## SPECIAL TEAMS

**KICKOFF RETURNED FOR TOUCHDOWN**

**By Titans**—A.J. Brown (42 yards) at Indianapolis, 11/29/20 (W)

**By Opponents**—Jakeem Grant (102 yards) at Miami, 9/9/18 (L)

**OPENING KICKOFF RETURNED FOR TOUCHDOWN**

**By Titans**—Derrick Mason (101 yards) at Cincinnati, 11/18/01 (W)

**By Opponents**—Josh Huff (107 yards) at Philadelphia, 11/23/14 (L)

**PUNT RETURNED FOR TOUCHDOWN**

**By Titans**—Darius Reynaud (twice—69 yards and 81 yards) vs. Jacksonville, 12/30/12 (W)

**By Opponents**—Jakeem Grant (74 yards) at Miami, 10/9/16 (W)

**FIELD GOAL BLOCKED**

**By Titans**—Denico Autry vs. Miami (Jason Sanders), 1/2/22 (W)

**By Opponents**—Justin Reid, vs. Houston (Stephen Gostkowski), 10/18/20 (W)

**FIELD GOAL BLOCKED, RETURNED FOR TD**

**By Titans**—Tye Smith (63 yards) at Indianapolis (Adam Vinatieri's FG blocked by Dane Cruikshank), 12/1/19 (W)

**By Opponents**—Rob Morris (68 yards) at Indianapolis (Gary Anderson's FG blocked by Montae Reagor), 12/5/04 (L)

**PUNT BLOCKED**

**By Titans**—Tim Shaw vs. Pittsburgh (Drew Butler), 10/11/12 (W)

**By Opponents**—E.J. Speed, vs. Indianapolis (Trevor Daniel), 11/12/20 (L)

**PUNT BLOCKED AND RETURNED FOR TD**

**By Titans**—Jason McCourty vs. Indianapolis (Pat McAfee's punt blocked by Patrick Bailey and recovered in end zone by McCourty), 10/30/11 (W)

**By Opponents**—T.J. Carrie (6 yards), vs. Indianapolis (Trevor Daniel's punt blocked by E.J. Speed), 11/12/20 (L)

**FIVE FIELD GOALS**

**By Titans**—Stephen Gostkowski (6) at Minnesota, 9/27/20 (W)

**By Opponents**—Nick Folk (5), at New England, 11/28/21 (L)

**FOUR FIELD GOALS**

**By Titans**—Randy Bullock at Seattle, 9/19/21 (W)

**By Opponents**—Chris Boswell, at Pittsburgh, 12/19/21 (L)

**THREE FIELD GOALS**

**By Titans**—Randy Bullock (3) vs. New Orleans, 11/14/21 (W)

**By Opponents**—Chris Boswell (4), at Pittsburgh, 12/19/21 (L)



## REGULAR SEASON: THE LAST TIME THE TENNESSEE TITANS ...

**SUCCESSFUL ONSIDE KICK**

**By Titans**—Rob Bironas kicks and Daimion Stafford recovers, vs. Arizona, 12/15/13 (L)

**By Opponents**—Connor Barth kicks and Adrian Amos recovers, at Chicago, 11/27/16 (W)

**MISSED PAT**

**By Titans**—Randy Bullock, at New England, 11/28/21 (L)

**By Opponents**—Ka'imi Fairbairn, vs. Houston, 11/21/21 (L)

**TWO-POINT CONVERSIONS****TWO-POINT CONVERSION MADE**

**By Titans**—MyCole Pruitt (pass from Ryan Tannehill) at N.Y. Jets, 10/3/21 (L)

**By Opponents**—Danny Amendola (pass from Davis Mills), at Houston, 1/9/22 (W)

**TWO-POINT CONVERSION FAILED**

**By Titans**—vs. Cleveland (run failed), 12/6/20 (L)

**By Opponents**—vs. New Orleans (pass failed), 11/14/21 (W)

**INDIVIDUAL OFFENSIVE PERFORMANCES****INDIVIDUAL WITH 200 SCRIMMAGE YARDS**

**By Titans**—Derrick Henry (237 yards) at Seattle, 9/19/21 (W)

**By Opponents**—Todd Gurley (276 yards), vs. Los Angeles Rams, 12/24/17 (L)

**RUSHING TOUCHDOWN AND RECEIVING TOUCHDOWN**

**By Titans**—Derrick Henry (1 rushing, 1 receiving) at Carolina, 11/3/19 (L)

**By Opponents**—Nyheim Hines (1 rushing, 1 receiving), vs. Indianapolis, 11/12/20 (L)

**RUSHING TOUCHDOWN AND PASSING TOUCHDOWN**

**By Titans**—Ryan Tannehill (1 passing, 1 rushing) vs. New Orleans, 11/14/21 (W)

**By Opponents**—Trevor Lawrence (1 passing, 1 rushing), at Jacksonville, 10/10/21 (W)

**INDIVIDUAL RUSHING****200 YARDS RUSHING**

**By Titans**—Derrick Henry (250 yards) at Houston, 1/3/21 (W)

**By Opponents**—Le'Veon Bell (204 yards) vs. Pittsburgh, 11/17/14 (L)

**150 YARDS RUSHING**

**By Titans**—Derrick Henry (157 yards) at N.Y. Jets, 10/3/21 (L)

**By Opponents**—Dalvin Cook (181 yards), at Minnesota, 9/27/20 (W)

**100 YARDS RUSHING**

**By Titans**—D'Onta Foreman (132), vs. Miami, 1/2/22 (W)

**By Opponents**—James Robinson (149 yards), at Jacksonville, 10/10/21 (W)

**CONSECUTIVE 100-YARD RUSHING GAMES**

**By Titans**—Derrick Henry at Seattle (182 yards), 9/19/21 (W); vs. Indianapolis, 9/26/21 (W); at N.Y. Jets, 10/3/21 (L); at Jacksonville, 10/10/21 (W); vs. Buffalo, 10/18/21 (W)

**30 OR MORE CARRIES**

**By Titans**—Derrick Henry (33 att) at N.Y. Jets, 10/3/21 (L)

**By Opponents**—Melvin Gordon (32 carries) at San Diego, 11/6/16 (L)

**RUSHING PLAY OF 80 OR MORE YARDS**

**By Titans**—Derrick Henry (94 yards) vs. Houston, 10/18/20 (W)

**By Opponents**—Lamar Miller (97 yards), at Houston, 11/26/18 (L)

**RUSHING PLAY OF 50 OR MORE YARDS**

**By Titans**—Dontrell Hilliard (68 yards) at New England, 11/28/21 (L)

**By Opponents**—James Robinson (58 yards), at Jacksonville, 10/10/21 (W)

**THREE TOUCHDOWNS RUSHING**

**By Titans**—Derrick Henry (3) vs. Buffalo, 10/18/21 (W)

**By Opponents**—Corey Dillon (4) at Cincinnati, 12/4/97 (L)

**TWO TOUCHDOWNS RUSHING**

**By Titans**—Derrick Henry (3) vs. Buffalo, 10/18/21 (W)

**By Opponents**—Tyrod Taylor (2), vs. Houston, 11/21/21 (L)

**INDIVIDUAL PASSING****400 YARDS PASSING**

**By Titans**—Ryan Fitzpatrick (402 yards) vs. Arizona, 12/15/13 (L)

**By Opponents**—Patrick Mahomes (446 yards), vs. Kansas City, 11/10/19 (W)

**300 YARDS PASSING**

**By Titans**—Ryan Tannehill (323 yards) vs. Houston, 11/21/21 (L)

**By Opponents**—Davis Mills (301 yards), at Houston, 1/9/22 (W)

**CONSECUTIVE 300-YARD PASSING GAMES**

**By Titans**—Matt Hasselbeck vs. Baltimore (358 yards), 9/18/11 (W), vs. Denver (311 yards), 9/25/11 (W)

**FIVE TOUCHDOWN PASSES**

**By Titans**—Steve McNair vs. Jacksonville, 12/26/99 (W)

**By Opponents**—Blake Bortles vs. Jacksonville, 12/6/15 (W)

**FOUR TOUCHDOWN PASSES**

**By Titans**—Ryan Tannehill at Houston, 1/9/22 (W)

**By Opponents**—Kyler Murray, vs. Arizona, 9/12/21 (L)

**50 OR MORE PASS ATTEMPTS**

**By Titans**—Ryan Tannehill (52 att) vs. Houston, 11/21/21 (L)

**By Opponents**—Carson Wentz (51 att), at Indianapolis, 10/31/21 (W)

**40 OR MORE PASS ATTEMPTS**

**By Titans**—Ryan Tannehill (52 att) vs. Houston, 11/21/21 (L)

**By Opponents**—Trevor Lawrence (40 att), vs. Jacksonville, 12/12/21 (W)

**30 OR MORE COMPLETIONS**

**By Titans**—Ryan Tannehill (35 comp) vs. Houston, 11/21/21 (L)

**By Opponents**—Matthew Stafford (31 comp), at L.A. Rams, 11/7/21 (W)

**NO SACKS ALLOWED**

**By Titans**—vs. Buffalo, 10/18/21 (W)

**By Opponents**—vs. Houston, 11/21/21 (L)

**COMPLETION OF 80 OR MORE YARDS**

**By Titans**—Ryan Tannehill (91 yards) at Oakland, 12/8/19 (W)

**By Opponents**—Jared Goff (80 yards), vs. Los Angeles Rams, 12/24/17 (L)

**COMPLETION OF 50 OR MORE YARDS**

**By Titans**—Ryan Tannehill (50 yards) vs. New Orleans, 11/14/21 (W)

**By Opponents**—Jimmy Garoppolo (56 yards), vs. San Francisco, 12/23/21 (W)

**INDIVIDUAL RECEIVING****200 YARDS RECEIVING**

**By Titans**—Kenny Britt (225 yards) vs. Philadelphia, 10/24/10 (W)

**By Opponents**—DeAndre Hopkins (238 yards) at Houston, 11/30/14 (L)

**150 YARDS RECEIVING**

**By Titans**—A.J. Brown (155 yards) at Indianapolis, 10/31/21 (W)

**By Opponents**—Deebo Samuel (159 yards), vs. San Francisco, 12/23/21 (W)

**100 YARDS RECEIVING**

**By Titans**—A.J. Brown (145 yards) vs. San Francisco, 12/23/21 (W)

**By Opponents**—Danny Amendola (113 yards), at Houston, 1/9/22 (W)

**CONSECUTIVE 100-YARD RECEIVING GAMES**

**By Titans**—A.J. Brown vs. Kansas City (133 yards), 10/24/21 (W), at Indianapolis (155 yards), 10/31/21 (W)

**10 OR MORE RECEPTIONS**

**By Titans**—A.J. Brown (11 rec.) vs. San Francisco, 12/23/21 (W)

**By Opponents**—Cooper Kupp (11 rec.), at L.A. Rams, 11/7/21 (W)

## REGULAR SEASON: THE LAST TIME THE TENNESSEE TITANS ...

### RECEPTION OF 80 OR MORE YARDS

**By Titans**—A.J. Brown (91 yards) at Oakland, 12/8/19 (W)

**By Opponents**—Todd Gurley (80 yards), vs. Los Angeles Rams, 12/24/17 (L)

### RECEPTION OF 50 OR MORE YARDS

**By Titans**—Marcus Johnson (50 yards) vs. New Orleans, 11/14/21 (W)

**By Opponents**—Deebo Samuel (56 yards), vs. San Francisco, 12/23/21 (W)

### THREE TOUCHDOWN RECEPTIONS

**By Titans**—Kenny Britt vs. Philadelphia, 10/24/10 (W)

**By Opponents**—Davante Adams, at Green Bay, 12/27/20 (L)

### TWO TOUCHDOWN RECEPTIONS

**By Titans**—A.J. Brown vs. Houston, 10/18/20 (W)

**By Opponents**—Danny Amendola, at Houston, 1/9/22 (W)

## COMBINED OFFENSIVE PERFORMANCES BY TEAMMATES

### 100-YARD RUSHER AND 100-YARD RECEIVER IN A GAME

**By Titans**—Derrick Henry (182 rush.) and Julio Jones (128 rec.) at Seattle, 9/19/21 (W)

**By Opponents**—AJ Dillon (124 rush.) and Davante Adams (142 rec.), at Green Bay, 12/27/20 (L)

**By One Player (Opponent)**—Todd Gurley (118 rush. and 158 receiving), vs. Los Angeles Rams, 12/24/17 (L)

### 100-YARD RUSHER, 100-YARD RECEIVER AND 300-YARD PASSER IN A GAME

**By Titans**—Derrick Henry (182 rush.), Julio Jones (128 rec.) and Ryan Tannehill (347 pass.) at Seattle, 9/19/21 (W)

**By Opponents**—Todd Gurley (118 rush. and 158 rec.) and Jared Goff (301 pass.), vs. Los Angeles Rams, 12/24/17 (L)

### 300-YARD PASSER AND 100-YARD RECEIVER IN A GAME

**By Titans**— Ryan Tannehill (323 pass.) and Nick Westbrook-Ikhine (107 rec.) vs. Houston, 11/21/21 (L)

**By Opponents**—Davis Mills (301 pass.), Danny Amendola (113 rec.), at Houston, 1/9/22 (W)

### 100-YARD RUSHER AND 300-YARD PASSER IN A GAME

**By Titans**—Derrick Henry (182 rush.) and Ryan Tannehill (347 pass.) at Seattle, 9/19/21 (W)

**By Opponents**— Gardner Minshew II (339 pass.) and James Robinson (102 rush.), vs. Jacksonville, 9/20/20 (W)

### TWO 100-YARD RUSHERS IN A GAME

**By Titans**—Dontrell Hilliard (131 yards) and D'Onta Foreman (109), at New England, 11/28/21 (L)

**By Opponents**—Arian Foster (115 yards) and Ben Tate (104 yards) vs. Houston, 10/23/11 (L)

### TWO 100-YARD RECEIVERS IN A GAME

**By Titans**—Justin Hunter (109 yards) and Kendall Wright (103 yards) at Oakland, 11/24/13 (W)

**By Opponents**—Zach Ertz (112 rec.) and Alshon Jeffery (105 rec.), vs. Philadelphia, 9/30/18 (W)

## INDIVIDUAL DEFENSE

### INTERCEPTION RETURNED FOR TOUCHDOWN

**By Titans**— Kevin Byard (24 yards) at L.A. Rams, 11/7/21 (W)

**By Opponents**—Trumaine Johnson (31 yards), vs. New York Jets, 12/2/18 (W)

### FUMBLE RETURNED FOR TOUCHDOWN

**By Titans**—Kevin Byard (30 yards) at Jacksonville, 10/10/21 (W)

**By Opponents**—Yannick Ngakoue (67 yards) vs. Jacksonville, 12/31/17 (W)

### SAFETY SCORED

**By Titans**—Browns quarterback Baker Mayfield sacked in end zone by Cameron Wake, at Cleveland, 9/8/19 (W)

**By Opponents**—Ryan Tannehill sacked in end zone by Romeo Okwara vs. Detroit, 12/20/20 (W)

### THREE INTERCEPTIONS

**By Titans**—Kevin Byard (3) at Cleveland, 10/22/17 (W)

**By Opponents**—Glover Quin (3) at Houston, 11/28/10 (L)

### TWO INTERCEPTIONS

**By Titans**—Malcolm Butler (2) vs. Buffalo, 10/13/20 (W)

**By Opponents**—Desmond King (2), vs. Houston, 11/21/21 (L)

### THREE SACKS

**By Titans**—Jeffery Simmons (3.0) at L.A. Rams, 11/7/21 (W)

**By Opponents**—Chandler Jones (5.0), vs. Arizona, 9/12/21 (L)

## POSTSEASON: THE LAST TIME THE TENNESSEE TITANS ...

### GAMES WON (PLAYOFFS)

#### WON BY SCORING IN THE LAST TWO MINUTES OF REGULATION

**By Titans**—Gary Anderson 46-yard field goal with 0:29 remaining, at Baltimore, 1/3/04 (W)

**By Opponents**—Evan McPherson 52-yard field goal with 0:00 remaining, vs. Cincinnati, 1/22/22 (L)

#### WON OVERTIME GAME

**By Titans**—Tennessee 34, vs. Pittsburgh 31, 1/11/03 (W)

**By Opponents**—at Buffalo 41, Houston 38, 1/3/93 (L)

#### WON BY 20 OR MORE POINTS

**By Titans/Oilers**—Never Happened

**By Opponents**—at New England 35, Tennessee 14, 1/13/18 (L)

#### WON BY SHUTOUT

**By Titans/Oilers**—Never Happened

**By Opponents**—Never Happened

### TEAM SCORING (PLAYOFFS)

#### SCORED 50 POINTS

**By Titans/Oilers**—Never Happened

**By Opponents**—at Oakland 56, Houston 7, 12/21/69 (L)

#### SCORED 40 POINTS

**By Titans/Oilers**—Never Happened

**By Opponents**—at Oakland 41, Tennessee 24, 1/19/03 (L)

#### SCORED 20 POINTS IN A QUARTER

**By Titans**—Never in Titans era (since 1999)

**By Oilers**—21 points in second quarter, at Buffalo, 1/3/93 (L)

**By Opponents**—21 points in second quarter, at New England, 1/13/18 (L)

#### SCORED 30 POINTS IN A HALF

**By Titans/Oilers**—Never Happened

**By Opponents**—35 points in second half, at Buffalo, 1/3/93 (L)

### SCORED TOUCHDOWNS ON OFFENSE, DEFENSE AND SPECIAL TEAMS

**By Titans/Oilers**—Never Happened

**By Opponents**—Never Happened

### SCORED A TOUCHDOWN ON FIRST OFFENSIVE POSSESSION

**By Titans**—Anthony Firkser 12-yard pass from Ryan Tannehill, at New England, 1/4/20 (W)

**By Opponents**—Bethel Johnson 41-yard pass from Tom Brady, at New England, 1/10/04 (L)

## TEAM YARDAGE TOTALS (PLAYOFFS)

### 500 TOTAL NET YARDS

**By Titans/Oilers**—Never Happened

**By Opponents**—at Baltimore (530 yards), 1/11/20 (W)

### 400 TOTAL NET YARDS

**By Titans**—vs. Pittsburgh (430 yards), 1/11/03 (W)

**By Opponents**—vs Baltimore (401 yards), 1/10/21 (L)



## POSTSEASON: THE LAST TIME THE TENNESSEE TITANS ...

### TEAM DEFENSE (PLAYOFFS)

#### HELD OPPONENT WITHOUT A TOUCHDOWN

**By Titans**—Never in Titans era (since 1999)

**By Oilers**—Houston 10, at San Diego 3, 12/24/61 (W)

**By Opponents**—at San Diego 17, Tennessee 6, 1/6/08 (L)

#### HELD OPPONENT TO 200 OR FEWER NET YARDS OF OFFENSE

**By Titans**—vs. Baltimore (134 net yards), 1/7/01 (L)

**By Opponents**—vs. Buffalo (194 net yards), 1/8/00 (W)

#### HELD OPPONENT TO 50 OR FEWER YARDS RUSHING

**By Titans**—vs. Baltimore (50 yards), 1/10/09 (L)

**By Opponents**—vs. Kansas City (39 yards), 1/16/94 (L)

#### HELD OPPONENT TO 100 OR FEWER NET YARDS PASSING

**By Titans**—vs. Buffalo (97 net yards), 1/8/00 (W)

**By Opponents**—at Baltimore (83 net yards), 1/11/20 (W)

#### SEVEN OR MORE SACKS BY TEAM

**By Titans/Oilers**—vs. Cincinnati (9 sacks), 1/22/22 (L)

**By Opponents**—at New England (8 sacks), 1/13/18 (L)

### SPECIAL TEAMS (PLAYOFFS)

#### KICKOFF RETURNED FOR TOUCHDOWN

**By Titans**—Derrick Mason (80 yards) at Jacksonville, 1/23/00 (W)

**By Opponents**—Never Happened

#### RETURNED OPENING KICKOFF FOR TOUCHDOWN

**By Titans/Oilers**—Never Happened

**By Opponents**—Never Happened

#### PUNT RETURNED FOR TOUCHDOWN

**By Titans/Oilers**—Never Happened

**By Opponents**—Never Happened

#### FIELD GOAL BLOCKED

**By Titans/Oilers**—Never Happened

**By Opponents**—Richard Seymour at New England (Gary Anderson), 1/10/04 (L)

#### FIELD GOAL BLOCKED, RETURNED FOR TD

**By Titans/Oilers**—Never Happened

**By Opponents**—Anthony Mitchell (90 yards) vs. Baltimore (Al Del Greco's FG blocked by Keith Washington), 1/7/01 (L)

#### PUNT BLOCKED

**By Titans**—Chris Coleman vs. Baltimore (Kyle Richardson, twice), 1/7/01 (L)

**By Opponents**—Jerry Olsavsky vs. Pittsburgh (Greg Montgomery), 12/31/89 (L)

#### PUNT BLOCKED AND RETURNED FOR TD

**By Titans/Oilers**—Never Happened

**By Opponents**—Never Happened

#### FIVE FIELD GOALS

**By Titans/Oilers**—Never Happened

**By Opponents**—Never Happened

#### FOUR FIELD GOALS

**By Titans**—Al Del Greco at Indianapolis, 1/16/00 (W)

**By Opponents**—Evan McPherson, vs. Cincinnati, 1/22/22 (L)

#### THREE FIELD GOALS

**By Titans**—Al Del Greco (4) at Indianapolis, 1/16/00 (W)

**By Opponents**—Evan McPherson (4), vs. Cincinnati, 1/22/22 (L)

#### MISSED PAT (KICK)

**By Titans/Oilers**—Never Happened

**By Opponents**—David Treadwell (Wide Left) at Denver, 1/4/92 (L)

### TWO-POINT CONVERSIONS (PLAYOFFS)

#### TWO-POINT CONVERSION MADE

**By Titans/Oilers**—Never Happened

**By Opponents**—Plaxico Burress (pass from Hines Ward) vs. Pittsburgh, 1/11/03 (W)

#### TWO-POINT CONVERSION FAILED

**By Titans**—vs. Cincinnati (run failed), 1/22/22 (L)

**By Opponents**—at Baltimore (pass failed), 1/11/20 (W)

### INDIVIDUAL OFFENSIVE PERFORMANCES (PLAYOFFS)

#### INDIVIDUAL WITH 200 SCRIMMAGE YARDS

**By Titans**—Derrick Henry (202 yards) at Baltimore, 1/11/20 (W)

**By Opponents**—Never Happened

#### RUSHING TOUCHDOWN AND RECEIVING TOUCHDOWN

**By Titans**—Never in Titans era (since 1999)

**By Oilers**—Allen Pinkett at Cleveland, 12/24/88 (W)

**By Opponents**—James White at New England, 1/13/18 (L)

#### RUSHING TOUCHDOWN AND PASSING TOUCHDOWN

**By Titans**—Ryan Tannehill at Baltimore, 1/11/20 (W)

**By Opponents**—Patrick Mahomes at Kansas City, 1/19/20 (L)

### INDIVIDUAL RUSHING (PLAYOFFS)

#### 200 YARDS RUSHING

**By Titans/Oilers**—Never Happened

**By Opponents**—Never Happened

#### 150 YARDS RUSHING

**By Titans**—Derrick Henry (195 yards) at Baltimore, 1/11/20 (W)

**By Opponents**—Paul Lowe (165 yards) vs. Los Angeles Chargers, 1/1/61 (W)

#### 100 YARDS RUSHING

**By Titans**—Derrick Henry (195 yards) at Baltimore, 1/11/20 (W)

**By Opponents**—Lamar Jackson (136 yards), vs. Baltimore, 1/10/21 (L)

#### CONSECUTIVE 100-YARD RUSHING GAMES

**By Titans**—Derrick Henry at New England (182 yards), 1/4/20 (W), at Baltimore (195 yards), 1/11/20 (W)

#### 30 OR MORE CARRIES

**By Titans**—Derrick Henry (30) at Baltimore, 1/11/20 (W)

**By Opponents**—Never Happened

#### RUSHING PLAY OF 80 OR MORE YARDS

**By Titans/Oilers**—Never Happened

**By Opponents**—Never Happened

#### RUSHING PLAY OF 50 OR MORE YARDS

**By Titans**—Derrick Henry (66 yards) at Baltimore, 1/11/20 (W)

**By Opponents**—Never Happened

#### THREE TOUCHDOWNS RUSHING

**By Titans/Oilers**—Never Happened

**By Opponents**—Never Happened

#### TWO TOUCHDOWNS RUSHING

**By Titans**—Steve McNair at Oakland, 1/19/03 (L)

**By Opponents**—Antowain Smith vs. Buffalo, 1/8/00 (W)

### INDIVIDUAL PASSING (PLAYOFFS)

#### 400 YARDS PASSING

**By Titans/Oilers**—Never Happened

**By Opponents**—Kurt Warner (414 yards) vs. St. Louis, 1/30/00 (L)

#### 300 YARDS PASSING

**By Titans**—Steve McNair (338 yards) vs. Pittsburgh, 1/11/03 (W)

**By Opponents**—Joe Burrow (348 yards), vs. Cincinnati, 1/22/22 (L)

#### CONSECUTIVE 300-YARD PASSING GAMES

**Playoffs:**

**By Titans/Oilers**—Never Happened

## POSTSEASON: THE LAST TIME THE TENNESSEE TITANS ...

### FIVE TOUCHDOWN PASSES

**By Titans/Oilers**—Never Happened  
**By Opponents**—Daryle Lamonica (6) at Oakland, 12/21/69 (L)

### FOUR TOUCHDOWN PASSES

**By Titans**—Never in Titans era (since 1999)  
**By Oilers**—Warren Moon at Buffalo, 1/3/93 (L)  
**By Opponents**—Frank Reich at Buffalo, 1/3/93 (L)

### 50 OR MORE PASS ATTEMPTS

**By Titans**—Never in Titans era (since 1999)  
**By Oilers**—Warren Moon (50 att) at Buffalo, 1/3/93 (L)  
**By Opponents**—Lamar Jackson (59 att), at Baltimore, 1/11/20 (W)

### 40 OR MORE PASS ATTEMPTS

**By Titans**—Kerry Collins (42 att) vs. Baltimore, 1/10/09 (L)  
**By Opponents**—Lamar Jackson (59 att), at Baltimore, 1/11/20 (W)

### 30 OR MORE COMPLETIONS

**By Titans**—Never in Titans era (since 1999)  
**By Oilers**—Warren Moon (32 comp) vs. Kansas City, 1/16/94 (L)  
**By Opponents**—Lamar Jackson (31 comp), at Baltimore, 1/11/20 (W)

### NO SACKS ALLOWED

**By Titans**—at Baltimore, 1/3/04 (W)  
**By Opponents**—at New England, 1/4/20 (W)

### COMPLETION OF 80 OR MORE YARDS

**By Titans/Oilers**—Never Happened  
**By Opponents**—Never Happened

### COMPLETION OF 50 OR MORE YARDS

**By Titans**—Never in Titans era (since 1999)  
**By Oilers**—Dan Pastorini (71 yards) at New England, 12/31/78 (L)  
**By Opponents**—Joe Burrow (57 yards), vs. Cincinnati, 1/22/22 (L)

## INDIVIDUAL RECEIVING (PLAYOFFS)

### 200 YARDS RECEIVING

**By Titans/Oilers**—Never Happened  
**By Opponents**—Never Happened

### 150 YARDS RECEIVING

**By Titans/Oilers**—Never Happened  
**By Opponents**—Isaac Bruce (162 yards) vs. St. Louis, 1/30/00 (L)

### 100 YARDS RECEIVING

**By Titans**—A.J. Brown (142 yards) vs. Cincinnati, 1/22/22 (L)  
**By Opponents**—Ja'Marr Chase (109 yards), vs. Cincinnati, 1/22/22 (L)

### CONSECUTIVE 100-YARD RECEIVING GAMES

**By Titans**—Never in Titans era (since 1999)  
**By Oilers**—Ernest Givins at Denver (111 yards), 1/4/92 (L), at Buffalo (117 yards), 1/3/93 (L)

### 10 OR MORE RECEPTIONS

**By Titans**—Justin Gage (11 rec.) vs. Baltimore, 1/10/09 (L)  
**By Opponents**—Danny Amendola (11 rec.) at New England, 1/13/18 (L)

### RECEPTION OF 80 OR MORE YARDS

**By Titans/Oilers**—Never Happened  
**By Opponents**—Never Happened

### RECEPTION OF 50 OR MORE YARDS

**By Titans**—Never in Titans era (since 1999)  
**By Oilers**—Ken Burrough (71 yards) at New England, 12/31/78 (L)  
**By Opponents**—Ja'Marr Chase (57 yards), vs. Cincinnati, 1/22/22 (L)

### THREE TOUCHDOWN RECEPTIONS

**By Titans/Oilers**—Never Happened  
**By Opponents**—Andre Reed at Buffalo, 1/3/93 (L)

### TWO TOUCHDOWN RECEPTIONS

**By Titans/Oilers**—Corey Davis at New England, 1/13/18 (L)  
**By Opponents**—Tyreek Hill, at Kansas City, 1/19/20 (L)

## COMBINED OFFENSIVE PERFORMANCES BY TEAMMATES (PLAYOFFS)

### 100-YARD RUSHER AND 100-YARD RECEIVER IN A GAME

**By Titans/Oilers**—Never Happened  
**By Opponents**—Lamar Jackson (136 rush.) and Marquise Brown (109 rec.), vs. Baltimore, 1/10/21 (L)

### 100-YARD RUSHER, 100-YARD RECEIVER AND 300-YARD PASSER IN A GAME

**By Titans/Oilers**—Never Happened  
**By Opponents**—Lamar Jackson (143 rush.), Lamar Jackson (365 pass.) and Marquis Brown (126 rec.), at Baltimore, 1/11/20 (W)

### 300-YARD PASSER AND 100-YARD RECEIVER IN A GAME

**By Titans**—Steve McNair (338 pass.) and Frank Wycheck (123 rec.) vs. Pittsburgh, 1/11/03 (W)  
**By Opponents**—Joe Burrow (348 pass.) and Ja'Marr Chase (109 rec.), vs. Cincinnati, 1/22/22 (L)

### 100-YARD RUSHER AND 300-YARD PASSER IN A GAME

**By Titans/Oilers**—Never Happened  
**By Opponents**—Lamar Jackson (143 rush. and 365 pass.), at Baltimore, 1/11/20 (W)

### TWO 100-YARD RUSHERS IN A GAME

**By Titans/Oilers**—Never Happened  
**By Opponents**—Hewritt Dixon (144 yards) and Pete Banaszak (116 yards) at Oakland, 12/31/67 (L)

### TWO 100-YARD RECEIVERS IN A GAME

**By Titans**—Never in Titans era (since 1999)  
**By Oilers**—Mike Barber (112 yards) and Ken Burrough (103 yards) at Miami, 12/24/78 (W)  
**By Opponents**—Chris Chambers (121 yards) and Vincent Jackson (114 yards) at San Diego, 1/6/08 (L)

## INDIVIDUAL DEFENSE (PLAYOFFS)

### INTERCEPTION RETURNED FOR TOUCHDOWN

**By Titans**—Logan Ryan (9 yards) at New England, 1/4/20 (W)  
**By Opponents**—Will Demps (56 yards), at Baltimore, 1/3/04 (W)

### FUMBLE RETURNED FOR TOUCHDOWN

**By Titans/Oilers**—Never Happened  
**By Opponents**—Never Happened

### SAFETY SCORED

**By Titans**—Josh Evans and Jason Fisk (sacked Mark Brunell), at Jacksonville, 1/23/00 (W)  
**By Opponents**—Dan Pastorini ran out of the End Zone, at Miami, 12/24/78 (W)

### THREE INTERCEPTIONS

**By Titans**—Never in Titans era (since 1999)  
**By Oilers**—Vernon Perry (4\*) at San Diego, 12/29/79 (W)  
**By Opponents**—Never Happened

### TWO INTERCEPTIONS

**By Titans**—Never in Titans era (since 1999)  
**By Oilers**—Bubba McDowell vs. N.Y. Jets, 12/29/91 (W)  
**By Opponents**—Johnny Robinson vs. Dallas Texans, 12/23/62 (L)

### THREE SACKS

**By Titans**—Jeffery Simmons vs. Cincinnati, 1/22/22 (L)  
**By Opponents**—Willie McGinest at New England, 1/10/04 (L)

## LAST TIME IN A SEASON THE TITANS ...

### TEAM OFFENSE

Ranked 1st in Overall Offense — 1990  
 Ranked 1st in Rushing Offense — 1967 (AFL)  
 Ranked 1st in Passing Offense — 1992

### TEAM DEFENSE

Ranked 1st in Overall Defense — 2000  
 Ranked 1st in Rushing Defense — 2003  
 Ranked 1st in Passing Defense — 2000

### GAMES WON (REGULAR SEASON)

10 Wins — 2021 (12-5)  
 11 Wins — 2021 (12-5)  
 12 Wins — 2021 (12-5)  
 13 Wins — 2008 (13-3)

### ADVANCED IN PLAYOFFS

Wild Card Round — 2021  
 Divisional Round — 2021  
 Conference Championship — 2019  
 Super Bowl — 1999

### RUSHING

1,000 Yards — Derrick Henry (2,027), 2020  
 1,500 Yards — Derrick Henry (2,027), 2020  
 2,000 Yards — Derrick Henry (2,027), 2020  
 300 Attempts — Derrick Henry (378), 2020  
 400 Attempts — Eddie George (403), 2000  
 10 Touchdowns — Derrick Henry (10), 2021  
 15 Touchdowns — Derrick Henry (17), 2020

### PASSING

3,000 Yards — Ryan Tannehill (3,734), 2021  
 3,500 Yards — Ryan Tannehill (3,734), 2021  
 4,000 Yards — Warren Moon (4,690), 1991  
 400 Attempts — Ryan Tannehill (531), 2021  
 500 Attempts — Ryan Tannehill (531), 2021  
 600 Attempts — Warren Moon (655), 1991  
 20 Touchdowns — Ryan Tannehill (21), 2021  
 30 Touchdowns — Ryan Tannehill (33), 2020  
 90.0 Passer Rating — Ryan Tannehill (106.5), 2020  
 100.0 Passer Rating — Ryan Tannehill (106.5), 2020

### RECEIVING

80 Receptions — Delanie Walker (94), 2015  
 90 Receptions — Delanie Walker (94), 2015  
 100 Receptions — Haywood Jeffires (100), 1991  
 1,000 Yards — A.J. Brown (1,075), 2020  
 1,500 Yards — Charlie Hennigan (1,546), 1964  
 10 Touchdowns — A.J. Brown (11), 2020  
 15 Touchdowns — Bill Groman (17), 1961

### SCORING

100 Points — Randy Bullock (120), 2021  
 110 Points — Randy Bullock (120), 2021  
 120 Points — Randy Bullock (120), 2021  
 130 Points — Ryan Succop (136), 2017  
 30 Field Goals — Ryan Succop (35), 2017  
 35 Field Goals — Ryan Succop (35), 2017  
 10 Touchdowns — Derrick Henry (10), 2021  
 15 Touchdowns — Derrick Henry (17), 2020

### DEFENSE

7 Interceptions — Kevin Byard (8), 2017  
 8 Interceptions — Kevin Byard (8), 2017  
 9 Interceptions — Mike Reinfeldt (12), 1979  
 10 Interceptions — Mike Reinfeldt (12), 1979  
 10 Sacks — Harold Landry III (12), 2021  
 12 Sacks — Harold Landry III (12), 2021  
 14 Sacks — Jevon Kearse (14.5), 1999  
 150 Tackles — Wesley Woodyard (172), 2017  
 175 Tackles — Keith Bulluck (180), 2002  
 200 Tackles — Gregg Bingham (212), 1980

## TITANS RECORDS AT A GLANCE

Team record holders in major statistical categories

### SCORING

Points (Game) — 30 by Billy Cannon (5 TDs) at N.Y. Titans, 12/10/61  
 Points (Season) — 136 by Al Del Greco, 1998; by Ryan Succop, 2017  
 Points (Career) — 1,060 by Al Del Greco, 1991-00  
 Touchdowns (Game) — 5 by Billy Cannon at N.Y. Titans, 12/10/61  
 Touchdowns (Season) — 19 by Earl Campbell, 1979  
 Touchdowns (Career) — 74 by Eddie George, 1996-03  
 Field Goals (Game) — 8 by Rob Bironas at Hou., 10/21/07  
 Field Goals (Season) — 36 by Al Del Greco, 1998  
 Field Goals (Career) — 246 by Al Del Greco, 1991-00

### RUSHING

Rushing Yards (Game) — 250 by Derrick Henry at Hou., 1/3/21  
 Rushing Yards (Season) — 2,027 by Derrick Henry, 2020  
 Rushing Yards (Career) — 10,009 by Eddie George, 1996-03  
 Rushing Touchdowns (Game) — 4 by Earl Campbell vs. Mia., 11/20/78; Lorenzo White vs. Cle., 12/9/90; Derrick Henry vs. Jax, 12/6/18  
 Rushing Touchdowns (Season) — 19 by Earl Campbell, 1979  
 Rushing Touchdowns (Career) — 73 by Earl Campbell, 1978-84

### PASSING

Passing Yards (Game) — 527 by Warren Moon at K.C., 12/16/90  
 Passing Yards (Season) — 4,690 by Warren Moon, 1991  
 Passing Yards (Career) — 33,685 by Warren Moon, 1984-93  
 Passing Touchdowns (Game) — 7 by George Blanda vs. N.Y. Titans, 11/19/61  
 Passing Touchdowns (Season) — 36 by George Blanda, 1961  
 Passing Touchdowns (Career) — 196 by Warren Moon, 1984-93  
 Passer Rating (Game) — 158.3 by Chris Chandler at Cin., 9/24/95  
 Passer Rating (Season) — 117.5 by Ryan Tannehill, 2019  
 Passer Rating (Career) — 90.5 by Marcus Mariota, 2015-19

### RECEIVING

Receptions (Game) — 13 (three times, last by Drew Bennett at Oak., 12/19/04)  
 Receptions (Season) — 101 by Charlie Hennigan, 1964  
 Receptions (Career) — 542 by Ernest Givins, 1986-94  
 Receiving Yards (Game) — 272 by Charlie Hennigan at Bos., 10/13/61  
 Receiving Yards (Season) — 1,746 by Charlie Hennigan, 1961  
 Receiving Yards (Career) — 7,935 by Ernest Givins, 1986-94  
 Receiving Touchdowns (Game) — 3 (17 times, last by Kenny Britt vs. Phi., 10/24/10)  
 Receiving Touchdowns (Season) — 17 by Bill Groman, 1961  
 Receiving Touchdowns (Career) — 51 by Charlie Hennigan, 1960-66

### PUNTING

Punts (Game) — 11 (twice by Rich Camarillo, last at Pit., 12/3/95)  
 Punts (Season) — 96 by Rich Camarillo, 1994  
 Punts (Career) — 923 by Brett Kern, 2009-21

### PUNT RETURNS

Punt Return Yards (Game) — 160 by Darius Reynaud vs. Jax., 12/30/12  
 Punt Return Average (Season) — 15.4 by Billy Johnson, 1977  
 Punt Return Average (Career) — 13.2 by Billy Johnson, 1974-80

### KICKOFF RETURNS

Kickoff Return Yards (Game) — 240 by Bobby Jancik at Oak., 12/22/63  
 Kickoff Return Average (Season) — 31.7 by Darius Jennings, 2018  
 Kickoff Return Average (Career) — 26.5 by Bobby Jancik, 1962-67

### INTERCEPTIONS

Interceptions (Game) — 3 (nine times, last by Kevin Byard at Cle., 10/22/17)  
 Interceptions (Season) — 12 by Freddy Glick, 1963; by Mike Reinfeldt, 1979  
 Interceptions (Career) — 45 by Jim Norton, 1960-68

### SACKS

Sacks (Game) — 4 (five times, last by William Fuller vs. Pit., 11/28/93)  
 Sacks (Season) — 17 by Elvin Bethea, 1973  
 Sacks (Career) — 105 by Elvin Bethea, 1968-83



## 2022 TENNESSEE TITANS TRANSACTIONS

### January 1

Activated from Reserve/COVID-19 - **DE DENICO AUTRY, OLB BUD DUPREE, CB BUSTER SKRINE**

Activated from practice squad reserve/COVID-19 - **WR CODY HOLLISTER**  
Released from the practice squad - **WR CALEB SCOTT**

### January 3

Activated from reserve/COVID-19 - **LB JAYON BROWN, WR JULIO JONES, T KENDALL LAMM**

Activated from practice squad reserve/COVID-19 - **CB BRIEAN BODDY-CALHOUN**

Placed on injured reserve - **TE MYCOLE PRUITT**

Placed on practice squad reserve/COVID-19 - **T PAUL ADAMS**

### January 4

Waived - **CB CHRIS JONES, LB JOE JONES**

Released from the practice squad - **DB SHYHEIM CARTER, DB RODNEY CLEMONS, WR GOLDEN TATE**

Placed on reserve/COVID-19 - **LB MONTY RICE**

### January 5

Signed from the Seattle Seahawks practice squad - **TE RYAN IZZO**

Designated to return to practice - **RB DERRICK HENRY**

Signed to the practice squad - **DE Da'SHAWN HAND**

### January 6

Signed to the practice squad - **CB CHRIS JONES, LB JOE JONES**

### January 8

Waived - **RB JEREMY McNICHOLS**

Signed from the practice squad to the active roster - **DE KEVIN STRONG**

Activated from the practice squad to the active roster standard elevation - **DE Da'SHAWN HAND, RB JORDAN WILKINS**

### January 10

Activated from reserve/COVID-19 - **LB MONTY RICE**

Activated from practice squad reserve/COVID-19 - **T PAUL ADAMS**

Released from the practice squad - **T PAUL ADAMS**

### January 11

Signed to the practice squad - **RB JEREMY McNICHOLS**

Placed on practice squad reserve/COVID-19 - **RB JORDAN WILKINS**

Signed to future contracts - **LB KOBE JONES, DB CHRIS WILLIAMSON**

### January 17

Designated to return to practice - **FB TORY CARTER**

Activated from practice squad reserve/COVID-19 - **RB JORDAN WILKINS**

### January 19

Placed on reserve/COVID-19 - **CB GREG MABIN**

### January 21

Activated from reserve/injured, designated for return - **RB DERRICK HENRY**

Activated from the practice squad to the active roster standard elevation - **CB CHRIS JONES**

### January 24

Signed to future contracts - **S JAMAL CARTER, T CHRISTIAN DiLAURO, TE AUSTIN FORT, OL DERWIN GRAY, QB KEVIN HOGAN, WR CODY HOLLISTER, LB JOE JONES, WR MASON KINSEY, C DANIEL MUNYER, G JORDAN ROOS, OLB TUZAR SKIPPER**

Activated from reserve/COVID-19 - **CB GREG MABIN**

### January 25

Signed to future contracts - **DB SHYHEIM CARTER, S RODNEY CLEMONS, LB NATE HALL**

### February 8

Hired as passing game coordinator - **TIM KELLY**

Hired as inside linebackers coach - **BOBBY KING**

### February 14

Signed as free agent - **DE Da'SHAWN HAND**

### February 22

Signed as free agent - **WR JOSH MALONE**

### February 23

Signed as free agent - **OLB JUSTIN LAWLER**

### March 10

Terminated vested veterans - **T KENDALL LAMM, RODGER SAFFOLD III**

Waived - **RB DARRYNTON EVANS**

### March 15

Terminated vested veteran - **CB JACKRABBIT JENKINS**

### March 16

Terminated vested veteran with Post-June 1 designation - **WR JULIO JONES**

### March 17

Signed as unrestricted free agent - **OL JAMARCO JONES**

### March 18

Signed as unrestricted free agents - **RB TRENTON CANNON, C BEN JONES, TE GEOFF SWAIM, RB JORDAN WILKINS**

### March 21

Signed as free agent - **TE AUSTIN HOOPER**

Signed as unrestricted free agent - **S A.J. MOORE JR.**

Terminated vested veteran - **C COREY LEVIN**

### March 22

Signed as unrestricted free agent - **CB BUSTER SKRINE**

Signed as free agent - **C COREY LEVIN**

### March 23

Traded - a sixth-round pick in the 2023 NFL Draft to the Los Angeles Rams for **WR ROBERT WOODS**

Signed as unrestricted free agent - **LB DYLAN COLE**

### March 25

Signed as unrestricted free agent - **RB DONTRELL HILLIARD**

Hired as assistant special teams coach - **CHASE BLACKBURN**

Elevated to offensive assistant - **KYLAN BUTLER**

Elevated to defensive line assistant - **CLINTON McMILLAN**

### March 30

Signed as unrestricted free agent - **K RANDY BULLOCK**

### April 4

Signed as unrestricted free agent - **OLB OLA ADENIYI**

### April 7

Waived - **T BRANDON KEMP**

### April 27

Exercised the fifth-year option - **DT JEFFERY SIMMONS**

### April 28

Traded - **WR A.J. BROWN** to the Philadelphia Eagles for their 2022 first-round pick (18th overall) and their 2022 third-round pick (101st overall)

Drafted - **WR TREYLON BURKS** (first round, 18th overall)

Traded - a 2022 first-round pick (26th overall) and a 2022 third-round pick (101st overall) to the N.Y. Jets for their 2022 second-round pick (35th overall), their 2022 third-round pick (69th overall) and their fifth-round pick (163rd overall)

### April 29

Drafted - **CB ROGER McCREARY** (second round, 35th overall), **OL NICHOLAS PETIT-FRERE** (third round, 69th overall)

Traded - a 2022 third-round pick (90th overall) and a 2022 fifth-round pick (169th overall) to the Las Vegas Raiders for their 2022 third-round pick (86th overall)

Drafted - **QB MALIK WILLIS** (third round, 86th overall)

### April 30

Drafted - **RB HASSAN HASKINS** (fourth round, 131st overall), **TE CHIG OKONKWO** (fourth round, 143rd overall), **WR KYLE PHILIPS** (fifth round, 163rd overall), **S THEO JACKSON** (sixth round, 204th overall), **LB CHANCE CAMPBELL** (sixth round, 219th overall)

Terminated vested veteran - **QB KEVIN HOGAN**

### May 2

Waived - **TE AUSTIN FORT, LB NATE HALL, LB KOBE JONES, OLB TUZAR SKIPPER**

### May 9

Signed as free agent - **CB GREG MABIN**

## 2022 TENNESSEE TITANS TRANSACTIONS

### May 12

Signed - fourth-round choice **RB HASSAN HASKINS**, fifth-round choice **KYLE PHILIPS**, sixth-round choice **THEO JACKSON** and sixth-round choice **CHANCE CAMPBELL**

### May 13

Signed undrafted free agents - **OLB DAVID ANENIH**, **CB TRE AVERY**, **RB JULIUS CHESTNUT**, **DT HASKELL GARRETT**, **LB JACK GIBBENS**, **S MICHAEL GRIFFIN II**, **G HAYDEN HOWERTON**, **WR BRANDON LEWIS**, **T JALEN MCKENZIE**, **C/G XAVIER NEWMAN**, **TE THOMAS ODUKOYA**, **DT SAM OKUAYINONU**, **DE JAYDEN PEEVY**, **WR REGGIE ROBERSON JR.**, **T ANDREW RUPCICH**, **K CALEB SHUDAK**, **P RYAN STONEHOUSE**, **CB TRE SWILLING**

### May 16

Placed on injured reserve - **S JAMAL CARTER**

Signed as free agents - **CB KENNETH GEORGE JR.**, **DL DeMARCUS WALKER**

### May 18

Signed - first-round choice **WR TREYLON BURKS**

### May 20

Signed - third-round choice **OL NICHOLAS PETIT-FRERE**

### May 24

Signed - fourth-round choice **TE CHIG OKONKWO**

### June 1

Terminated vested veteran - **TE RYAN IZZO**

Signed as free agent - **WR JUWAN GREEN**

### June 6

Waived - **OL DERWIN GRAY**

Claimed - **OL CARSON GREEN** off waivers from the Houston Texans

### June 13

Terminated vested veteran from injured reserve - **S JAMAL CARTER**

### July 22

Signed - second-round choice **CB ROGER McCREARY**

### July 23

Waived - **DB RODNEY CLEMONS**

Signed as a free agent - **DB JOSHUA KALU**

Signed - third-round choice **QB MALIK WILLIS**

Declared physically unable to perform - **TE TOMMY HUDSON**, **LB MONTY RICE**, **K CALEB SHUDAK**

### July 27

Placed on reserve/retired - **CB BUSTER SKRINE**

### July 28

Waived - **WR JUWAN GREEN**

Signed as a free agent - **WR TERRY GODWIN**

### July 29

Signed as a free agent - **CB SHAKUR BROWN**

### August 1

Moved from physically unable to perform to the active roster - **TE TOMMY HUDSON**

### August 3

Placed on injured reserve - **C DANIEL MUNYER**

Waived injured - **DB CHRIS WILLIAMSON**

Signed as free agents - **CB TERRELL BONDS**, **C/G WILLIE WRIGHT**

### August 5

Waived from reserve/injured with an injury settlement - **DB CHRIS WILLIAMSON**

### August 9

Waived - **CB KENNETH GEORGE JR.**

Waived injured - **S MICHAEL GRIFFIN II**

Signed as free agents - **S ELIJAH BENTON**, **S ADRIAN COLBERT**

### August 12

Terminated vested veteran from reserve/injured with an injury settlement - **C DANIEL MUNYER**

### August 13

Waived - **CB TERRELL BONDS**, **WR BRANDON LEWIS**

Signed as free agents - **CB DEANTE BURTON**, **TE DAVID WELLS**

### August 15

Waived from reserve/injured with an injury settlement - **S MICHAEL GRIFFIN II**

### August 16

Terminated vested veterans - **CB DEANTE BURTON**, **WR JOSH MALONE**, **RB JORDAN WILKINS**

Waived - **S ELIJAH BENTON**, **DT HASKELL GARRETT**, **OL CARSON GREEN**

Claimed - **CB LONNIE JOHNSON JR.** off waivers from the Kansas City Chiefs

### August 17

Waived - **TE BRILEY MOORE**

Traded - a conditional 2024 seventh-round pick to the Las Vegas Raiders for **S TYREE GILLESPIE**

### August 22

Waived injured - **CB SHAKUR BROWN**, **DB SHYHEIM CARTER**

Waived - **WR TERRY GODWIN**

Terminated vested veteran - **OLB JUSTIN LAWLER**

Waived from reserve/injured with an injury settlement - **DB SHYHEIM CARTER**

### August 23

Placed on reserve/physically unable to perform - **K CALEB SHUDAK**

### August 24

Waived from reserve/injured with an injury settlement - **CB SHAKUR BROWN**

Placed on reserve/physically unable to perform - **LB MONTY RICE**

Traded - a 2024 sixth-round pick to the Philadelphia Eagles for **DB UGO AMADI** and a 2024 seventh-round pick

### August 30

Terminated vested veterans - **RB TRENTON CANNON**, **S ADRIAN COLBERT**, **WR CODY HOLLISTER**, **LB JOE JONES**, **P BRETT KERN**, **CB GREG MABIN**

Waived - **OLB DAVID ANENIH**, **T CHRISTIAN DiLAURO**, **WR DEZ FITZPATRICK**, **LB JACK GIBBENS**, **S TYREE GILLESPIE**, **G HAYDEN HOWERTON**, **CB CHRIS JACKSON**, **S THEO JACKSON**, **WR MASON KINSEY**, **T JALEN MCKENZIE**, **DT LARRELL MURCHISON**, **C/G XAVIER NEWMAN**, **TE THOMAS ODUKOYA**, **DT SAM OKUAYINONU**, **DE JAYDEN PEEVY**, **WR REGGIE ROBERSON JR.**, **G JORDAN ROOS**, **T ANDREW RUPCICH**, **CB TRE SWILLING**, **TE DAVID WELLS**, **QB LOGAN WOODSIDE**, **C/G WILLIE WRIGHT**

Waived injured - **TE TOMMY HUDSON**

Traded - a 2024 fifth-round pick to the Carolina Panthers for **OL DENNIS DALEY** and a 2024 seventh-round pick

### August 31

Signed to the practice squad - **OLB DAVID ANENIH**, **RB TRENTON CANNON**, **WR DEZ FITZPATRICK**, **CB CHRIS JACKSON**, **S THEO JACKSON**, **LB JOE JONES**, **WR MASON KINSEY**, **DT LARRELL MURCHISON**, **C/G XAVIER NEWMAN**, **TE THOMAS ODUKOYA**, **DT SAM OKUAYINONU**, **DE JAYDEN PEEVY**, **WR REGGIE ROBERSON JR.**, **G JORDAN ROOS**, **T ANDREW RUPCICH**, **TE DAVID WELLS** and **QB LOGAN WOODSIDE**

Placed on injured reserve - **WR RACEY McMATH**

Signed as free agent - **WR CODY HOLLISTER**

### September 1

Released from the practice squad - **WR REGGIE ROBERSON JR.**, **TE DAVID WELLS**

Signed to the practice squad - **WR JOSH GORDON**, **TE KEVIN RADER**

### September 2

Placed on injured reserve - **OLB HAROLD LANDRY III**

Claimed - **OLB DERREK TUSZKA** off waivers from the Pittsburgh Steelers

## TENNESSEE TITANS UNOFFICIAL DEPTH CHART

### OFFENSE

<b>WR</b>	15	Nick Westbrook-Ikhine	<u>16</u>	<u>Treyton Burks</u>	8	Cody Hollister
<b>TE</b>	81	Austin Hooper	<u>85</u>	<u>Chig Okonkwo</u>		
<b>LT</b>	77	Taylor Lewan	71	Dennis Daley		
<b>LG</b>	55	Aaron Brewer	73	Jamarco Jones		
<b>C</b>	60	Ben Jones	62	Corey Levin		
<b>RG</b>	64	Nate Davis	75	Dillon Radunz		
<b>RT</b>	<u>78</u>	<u>Nicholas Petit-Frere</u>	71	Dennis Daley		
<b>TE</b>	87	Geoff Swaim	44	Tory Carter (FB)		
<b>WR</b>	2	Robert Woods	<u>18</u>	<u>Kyle Philips</u>		
<b>QB</b>	17	Ryan Tannehill	<u>7</u>	<u>Malik Willis</u>		
<b>RB</b>	22	Derrick Henry	40	Dontrell Hilliard	<u>25</u>	<u>Hassan Haskins</u>
					<u>36</u>	<u>Julius Chestnut</u>

### DEFENSE

<b>DE</b>	95	DeMarcus Walker	94	Da'Shawn Hand		
<b>NT</b>	93	Teair Tart	90	Naquan Jones		
<b>DT</b>	98	Jeffery Simmons	97	Kevin Strong		
<b>OLB</b>	48	Bud Dupree	99	Rashad Weaver	59	Derrek Tuszka
<b>ILB</b>	51	David Long Jr.	<u>45</u>	<u>Chance Campbell</u>		
<b>ILB</b>	41	Zach Cunningham	53	Dylan Cole		
<b>OLB</b>	96	Denico Autry	92	Ola Adeniyi		
<b>CB</b>	<u>21</u>	<u>Roger McCreary</u>	3	Caleb Farley	32	Ugo Amadi
<b>S</b>	31	Kevin Byard	28	Joshua Kalu		
<b>S</b>	37	Amani Hooker	20	Lonnie Johnson Jr.	33	A.J. Moore
<b>CB</b>	26	Kristian Fulton	24	Elijah Molden	<u>30</u>	<u>Tre Avery</u>

### SPECIAL TEAMS

<b>K</b>	14	Randy Bullock	<u>4</u>	<u>Ryan Stonehouse</u>
<b>KO</b>	14	Randy Bullock	<u>4</u>	<u>Ryan Stonehouse</u>
<b>P</b>	<u>4</u>	<u>Ryan Stonehouse</u>	14	Randy Bullock
<b>H</b>	<u>4</u>	<u>Ryan Stonehouse</u>	17	Ryan Tannehill
<b>PR</b>	<u>18</u>	<u>Kyle Philips</u>	37	Amani Hooker
<b>KOR</b>	40	Dontrell Hilliard	<u>36</u>	<u>Julius Chestnut</u>
<b>LS</b>	46	Morgan Cox	60	Ben Jones

Rookies are underlined  
As of Sept. 5, 2022

## TITANS PRONUNCIATION GUIDE

**OLA ADENIYI** (OH-la ah-DAY-nee); **UGO AMADI** (OO-go uh-MOD-ee); **Randy BULLOCK** (BULL-luck); **TREYLON Burks** (TRAY-lin); **Kevin BYARD** (BY-urd); **HASSAN Haskins** (huh-SAAN); **Joshua KALU** (kuh-LOO); **Taylor LEWAN** (leh-WAHN); **Chig OKONKWO** (oh-KAHN-kwoh); **Nicholas PETIT-FRERE** (puh-TEET FRAIR); **Dillon RADUNZ** (RAY-dinz); **Ryan TANNEHILL** (TAN-uh-hill); **TEAIR Tart** (tee-AIR); **Derrek TUSZKA** (TUSK-uh); **Nick Westbrook-IKHINE** (uh-KEEN-ay)





## HOW THE TENNESSEE TITANS WERE BUILT

YEAR	DRAFTEES (20)	FREE AGENTS (25)	TRADES/WAIVERS (8)
<b>2022</b>	WR Treyton Burks (1) CB Roger McCreary (2) OL Nicholas Petit-Frere (3a) QB Malik Willis (3b) RB Hassan Haskins (4a) TE Chig Okonkwo (4b) WR Kyle Philips (5) LB Chance Campbell (6b)	OL Jamarco Jones (UFA-SEA) S A.J. Moore Jr. (UFA-HOU) TE Austin Hooper (FA) CB Tre Avery (FA) RB Julius Chestnut (FA) P Ryan Stonehouse (FA) DL DeMarcus Walker (FA) DB Joshua Kalu (FA)	WR Robert Woods (T-LAR) DB Lonnie Johnson Jr. (W-KC) DB Ugo Amadi (T-PHI) OL Dennis Daley (T-CAR) OLB Derrek Tuszka (W-PIT)
<b>2021</b>	CB Caleb Farley (1) OL Dillon Radunz (2) CB Elijah Molden (3b) OLB Rashad Weaver (4b)	DL Denico Autry (UFA-IND) LS Morgan Cox (UFA-BAL) OLB Bud Dupree (UFA-PIT) OLB Ola Adeniyi (FA) FB Tory Carter (FA) DT Naquan Jones (FA) K Randy Bullock (FA) LB Dylan Cole (FA) RB Dontrell Hilliard (FA) DE Kevin Strong (FA) DE Da'Shawn Hand (FA)	C/G Corey Levin (W-NYJ) LB Zach Cunningham (W-HOU)
<b>2020</b>	CB Kristian Fulton (2)	G/C Aaron Brewer (FA) DT Teair Tart (FA) WR Nick Westbrook-Ikhine (FA) TE Geoff Swaim (FA)	
<b>2019</b>	DT Jeffery Simmons (1) G Nate Davis (3) S Amani Hooker (4) LB David Long Jr. (6)	WR Cody Hollister (FA)	QB Ryan Tannehill (T-MIA)
<b>2016</b>	RB Derrick Henry (2c) S Kevin Byard (3)	C Ben Jones (UFA-HOU)	
<b>2014</b>	T Taylor Lewan (1)		

As of Sept. 5, 2022

## TENNESSEE TITANS POSITIONAL ROSTER - OFFENSE

### QUARTERBACKS (2)

17	Tannehill, Ryan	QB	6-4	217	7/27/88	11	Texas A&M	Big Spring, Texas	T (MIA)-'19
7	Willis, Malik	QB	6-1	219	5/25/99	R	Liberty	Atlanta, Ga.	D3b-'22

### RUNNING BACKS (5)

44	Carter, Tory	FB	6-0	229	3/16/99	2	Louisiana State	Valdosta, Ga.	FA-'21
36	Chestnut, Julius	RB	5-11	228	10/26/00	R	Sacred Heart	Bowie, Md.	FA-'22
25	Haskins, Hassan	RB	6-2	228	11/26/99	R	Michigan	St. Louis, Mo.	D4a-'22
22	Henry, Derrick	RB	6-3	247	1/4/94	7	Alabama	Yulee, Fla.	D2c-'16
40	Hilliard, Dontrell	RB	5-11	202	2/26/95	5	Tulane	Baton Rouge, La.	FA-'21

### WIDE RECEIVERS (5)

16	Burks, Treyton	WR	6-2	225	3/23/00	R	Arkansas	Warren, Ark.	D1-'22
8	Hollister, Cody	WR	6-4	220	11/18/93	3	Arkansas	Bend, Ore.	FA-'19
18	Phillips, Kyle	WR	5-11	189	6/17/99	R	UCLA	San Marcos, Calif.	D5-'22
15	Westbrook-Ikhine, Nick	WR	6-2	211	3/21/97	3	Indiana	Lake Mary, Fla.	FA-'20
2	Woods, Robert	WR	6-0	195	4/10/92	10	Southern California	Gardena, Calif.	T (LAR)-'22

### TIGHT ENDS (3)

81	Hooper, Austin	TE	6-4	254	10/29/94	7	Stanford	San Mateo, Calif.	FA-'22
85	Okonkwo, Chig	TE	6-3	238	9/8/99	R	Maryland	Powder Springs, Ga.	D4b-'22
87	Swaim, Geoff	TE	6-4	260	9/16/93	8	Texas	Chico, Calif.	FA-'20

### CENTERS (2)

60	Jones, Ben	C	6-3	308	7/2/89	11	Georgia	Brent, Ala.	UFA (HOU)-'16
62	Levin, Corey	C/G	6-4	307	8/12/94	4	Chattanooga	Dacula, Ga.	FA-'21

### GUARDS (3)

55	Brewer, Aaron	G/C	6-1	295	10/28/97	3	Texas State	Dallas, Texas	FA-'20
64	Davis, Nate	G	6-3	316	9/23/96	4	Charlotte	Ashburn, Va.	D3-'19
73	Jones, Jamarco	OL	6-4	293	6/4/96	5	Ohio State	Chicago, Ill.	UFA (SEA)-'21

### TACKLES (4)

71	Daley, Dennis	OL	6-6	326	8/7/96	4	South Carolina	Columbia, S.C.	T (CAR)-'22
77	Lewan, Taylor	T	6-7	309	7/22/91	9	Michigan	Cave Creek, Ariz.	D1-'14
78	Petit-Frere, Nicholas	OL	6-5	316	9/15/99	R	Ohio State	Tampa, Fla.	D3a-'22
75	Radunz, Dillon	OL	6-6	301	3/28/98	2	North Dakota State	Becker, Minn.	D2-'21

### LONG SNAPPER (1)

46	Cox, Morgan	LS	6-4	233	4/26/86	13	Tennessee	Collierville, Tenn.	UFA (BAL)-'21
----	-------------	----	-----	-----	---------	----	-----------	---------------------	---------------

### PLACEKICKERS (1)

14	Bullock, Randy	K	5-9	210	12/16/89	11	Texas A&M	Klein, Texas	FA-'21
----	----------------	---	-----	-----	----------	----	-----------	--------------	--------

As of Sept. 5, 2022



## TENNESSEE TITANS POSITIONAL ROSTER - DEFENSE

### DEFENSIVE LINEMEN (7)

96	Autry, Denico	DL	6-5	285	7/15/90	9	Mississippi State	Albemarle, N.C.	UFA (IND)-'21
94	Hand, Da'Shawn	DE	6-3	297	11/14/95	5	Alabama	Woodbridge, Va.	FA-'21
90	Jones, Naquan	DT	6-3	313	2/5/98	2	Michigan State	Evanston, Ill.	FA-'21
98	Simmons, Jeffery	DL	6-4	305	7/28/97	4	Mississippi State	Macon, Miss.	D1-'19
97	Strong, Kevin	DE	6-4	295	8/5/96	4	Texas-San Antonio	Cleveland, Texas	FA-'21
93	Tart, Teair	DT	6-2	304	2/28/97	3	Florida International	Philadelphia, Pa.	FA-'20
95	Walker, DeMarcus	DL	6-4	280	9/30/94	6	Florida State	Jacksonville, Fla.	FA-'22

### LINEBACKERS (8)

92	Adeniyi, Ola	OLB	6-1	248	9/12/97	5	Toledo	Fort Bend County, Texas	FA-'21
45	Campbell, Chance	LB	6-2	232	10/8/99	R	Mississippi	Ellicott City, Md.	D6b-'22
53	Cole, Dylan	LB	6-0	237	5/19/94	6	Missouri State	Springfield, Mo.	FA-'21
41	Cunningham, Zach	LB	6-3	238	12/12/94	6	Vanderbilt	Pinson, Ala.	W (HOU)-'21
48	Dupree, Bud	OLB	6-4	269	2/12/93	8	Kentucky	Irwinton, Ga.	UFA (PIT)-'21
51	Long Jr., David	LB	5-11	227	10/12/96	4	West Virginia	Cincinnati, Ohio	D6-'19
59	Tuszka, Derrek	OLB	6-5	246	8/17/97	3	North Dakota State	Warner, S.D.	W (PIT)-'22
99	Weaver, Rashad	OLB	6-4	259	11/10/97	2	Pittsburgh	Fort Lauderdale, Fla.	D4b-'21

### CORNERBACKS (6)

32	Amadi, Ugo	DB	5-9	201	5/16/97	4	Oregon	Nashville, Tenn.	T (PHI)-'22
30	Avery, Tre	CB	5-11	181	2/26/97	R	Rutgers	Baltimore, Md.	FA-'22
3	Farley, Caleb	CB	6-2	197	11/2/98	2	Virginia Tech	Maiden, N.C.	D1-'21
26	Fulton, Kristian	CB	5-11	197	9/3/98	3	Louisiana State	New Orleans, La.	D2-'20
21	McCreary, Roger	CB	5-11	190	2/10/00	R	Auburn	Mobile, Ala.	D2-'22
24	Molden, Elijah	CB	5-10	192	1/30/99	2	Washington	West Linn, Ore.	D3b-'21

### SAFETIES (5)

31	Byard, Kevin	S	5-11	212	8/17/93	7	Middle Tennessee State	Lithonia, Ga.	D3-'16
37	Hooker, Amani	S	5-11	210	6/14/98	4	Iowa	Minneapolis, Minn.	D4-'19
20	Johnson Jr., Lonnie	DB	6-2	213	5/31/97	4	Kentucky	Gary, Ind.	W (KC)-'22
28	Kalu, Joshua	DB	6-0	203	8/28/95	4	Nebraska	Houston, Texas	FA-'22
33	Moore Jr., A.J.	S	5-11	200	12/15/95	5	Mississippi	Bassfield, Miss.	UFA (HOU)-'22

### PUNTERS (1)

4	Stonehouse, Ryan	P	5-10	193	5/11/99	R	Colorado State	La Verne, Calif.	FA-'22
---	------------------	---	------	-----	---------	---	----------------	------------------	--------

As of Sept. 5, 2022

## TENNESSEE TITANS ALPHABETICAL ROSTER

NO.	NAME	POS.	HT.	WT.	BIRTHDATE	EXP.	COLLEGE	HOMETOWN	ACQUIRED
92	Adeniyi, Ola	OLB	6-1	248	9/12/97	5	Toledo	Fort Bend County, Texas	FA-'21
32	Amadi, Ugo	DB	5-9	201	5/16/97	4	Oregon	Nashville, Tenn.	T (PHI)-'22
96	Autry, Denico	DL	6-5	285	7/15/90	9	Mississippi State	Albemarle, N.C.	UFA (IND)-'21
30	Avery, Tre	CB	5-11	181	2/26/97	R	Rutgers	Baltimore, Md.	FA-'22
55	Brewer, Aaron	G/C	6-1	295	10/28/97	3	Texas State	Dallas, Texas	FA-'20
14	Bullock, Randy	K	5-9	210	12/16/89	11	Texas A&M	Klein, Texas	FA-'21
16	Burks, Treyton	WR	6-2	225	3/23/00	R	Arkansas	Warren, Ark.	D1-'22
31	Byard, Kevin	S	5-11	212	8/17/93	7	Middle Tennessee State	Lithonia, Ga.	D3-'16
45	Campbell, Chance	LB	6-2	232	10/8/99	R	Mississippi	Ellicott City, Md.	D6b-'22
44	Carter, Tory	FB	6-0	229	3/16/99	2	Louisiana State	Valdosta, Ga.	FA-'21
36	Chestnut, Julius	RB	5-11	228	10/26/00	R	Sacred Heart	Bowie, Md.	FA-'22
53	Cole, Dylan	LB	6-0	237	5/19/94	6	Missouri State	Springfield, Mo.	FA-'21
46	Cox, Morgan	LS	6-4	233	4/26/86	13	Tennessee	Collierville, Tenn.	UFA (BAL)-'21
41	Cunningham, Zach	LB	6-3	238	12/12/94	6	Vanderbilt	Pinson, Ala.	W (HOU)-'21
71	Daley, Dennis	OL	6-6	326	8/7/96	4	South Carolina	Columbia, S.C.	T (CAR)-'22
64	Davis, Nate	G	6-3	316	9/23/96	4	Charlotte	Ashburn, Va.	D3-'19
48	Dupree, Bud	OLB	6-4	269	2/12/93	8	Kentucky	Irwinton, Ga.	UFA (PIT)-'21
3	Farley, Caleb	CB	6-2	197	11/2/98	2	Virginia Tech	Maiden, N.C.	D1-'21
26	Fulton, Kristian	CB	5-11	197	9/3/98	3	Louisiana State	New Orleans, La.	D2-'20
94	Hand, Da'Shawn	DE	6-3	297	11/14/95	5	Alabama	Woodbridge, Va.	FA-'21
25	Haskins, Hassan	RB	6-2	228	11/26/99	R	Michigan	St. Louis, Mo.	D4a-'22
22	Henry, Derrick	RB	6-3	247	1/4/94	7	Alabama	Yulee, Fla.	D2c-'16
40	Hilliard, Dontrell	RB	5-11	202	2/26/95	5	Tulane	Baton Rouge, La.	FA-'21
8	Hollister, Cody	WR	6-4	220	11/18/93	3	Arkansas	Bend, Ore.	FA-'19
37	Hooker, Amani	S	5-11	210	6/14/98	4	Iowa	Minneapolis, Minn.	D4-'19
81	Hooper, Austin	TE	6-4	254	10/29/94	7	Stanford	San Mateo, Calif.	FA-'22
20	Johnson Jr., Lonnie	DB	6-2	213	5/31/97	4	Kentucky	Gary, Ind.	W (KC)-'22
60	Jones, Ben	C	6-3	308	7/2/89	11	Georgia	Brent, Ala.	UFA (HOU)-'16
73	Jones, Jamarco	OL	6-4	293	6/4/96	5	Ohio State	Chicago, Ill.	UFA (SEA)-'21
90	Jones, Naquan	DT	6-3	313	2/5/98	2	Michigan State	Evanston, Ill.	FA-'21
28	Kalu, Joshua	DB	6-0	203	8/28/95	4	Nebraska	Houston, Texas	FA-'22
62	Levin, Corey	C/G	6-4	307	8/12/94	4	Chattanooga	Dacula, Ga.	FA-'21
77	Lewan, Taylor	T	6-7	309	7/22/91	9	Michigan	Cave Creek, Ariz.	D1-'14
51	Long Jr., David	LB	5-11	227	10/12/96	4	West Virginia	Cincinnati, Ohio	D6-'19
21	McCreary, Roger	CB	5-11	190	2/10/00	R	Auburn	Mobile, Ala.	D2-'22
24	Molden, Elijah	CB	5-10	192	1/30/99	2	Washington	West Linn, Ore.	D3b-'21
33	Moore Jr., A.J.	S	5-11	200	12/15/95	5	Mississippi	Bassfield, Miss.	UFA (HOU)-'22
85	Okonkwo, Chig	TE	6-3	238	9/8/99	R	Maryland	Powder Springs, Ga.	D4b-'22
78	Petit-Frere, Nicholas	OL	6-5	316	9/15/99	R	Ohio State	Tampa, Fla.	D3a-'22
18	Philips, Kyle	WR	5-11	189	6/17/99	R	UCLA	San Marcos, Calif.	D5-'22
75	Radunz, Dillon	OL	6-6	301	3/28/98	2	North Dakota State	Becker, Minn.	D2-'21
98	Simmons, Jeffery	DT	6-4	305	7/28/97	4	Mississippi State	Macon, Miss.	D1-'19
4	Stonehouse, Ryan	P	5-10	193	5/11/99	R	Colorado State	La Verne, Calif.	FA-'22
97	Strong, Kevin	DE	6-4	295	8/5/96	4	Texas-San Antonio	Cleveland, Texas	FA-'21
87	Swaim, Geoff	TE	6-4	260	9/16/93	8	Texas	Chico, Calif.	FA-'20
17	Tannehill, Ryan	QB	6-4	217	7/27/88	11	Texas A&M	Big Spring, Texas	T (MIA)-'19
93	Tart, Teair	DT	6-2	304	2/28/97	3	Florida International	Philadelphia, Pa.	FA-'20
59	Tuszka, Derrek	OLB	6-5	246	8/17/97	3	North Dakota State	Warner, S.D.	W (PIT)-'22
95	Walker, DeMarcus	DL	6-4	280	9/30/94	6	Florida State	Jacksonville, Fla.	FA-'22
99	Weaver, Rashad	OLB	6-4	259	11/10/97	2	Pittsburgh	Fort Lauderdale, Fla.	D4b-'21
15	Westbrook-Ikhine, Nick	WR	6-2	211	3/21/97	3	Indiana	Lake Mary, Fla.	FA-'20
7	Willis, Malik	QB	6-1	219	5/25/99	R	Liberty	Atlanta, Ga.	D3b-'22
2	Woods, Robert	WR	6-0	195	4/10/92	10	Southern California	Gardena, Calif.	T (LAR)-'22
<b>PRACTICE SQUAD (16):</b>									
54	Anenih, David	OLB	6-2	245	8/15/99	R	Houston	Arlington, Texas	FA-'22
23	Cannon, Trenton	RB	5-11	185	7/23/94	5	Virginia State	Hampton, Va.	UFA (SF)-'21
10	Fitzpatrick, Dez	WR	6-2	208	12/17/97	2	Louisville	Farmington Hills, Mich.	D4a-'21
19	Gordon, Josh	WR	6-3	224	4/13/91	6	Baylor	Houston, Texas	FA-'22
35	Jackson, Chris	DB	5-10	193	4/13/98	3	Marshall	Tallahassee, Fla.	D7b-'20
29	Jackson, Theo	S	6-1	198	10/2/98	R	Tennessee	Nashville, Tenn.	D6a-'22
42	Jones, Joe	LB	6-0	240	2/21/94	6	Northwestern	Plano, Ill.	FA-'21
12	Kinsey, Mason	WR	5-10	202	8/29/98	1	Berry College	Demorest, Ga.	FA-'21
91	Murchison, Larrell	DL	6-2	297	4/24/97	3	North Carolina State	Elizabethtown, N.C.	D5-'20
67	Newman, Xavier	C/G	6-2	297	8/4/99	R	Baylor	Desoto, Texas	FA-'22
68	Okuyinonu, Sam	DT	6-1	269	5/1/98	R	Maryland	Lowell, Mass.	FA-'22
72	Peevy, Jayden	DE	6-5	308	9/3/99	R	Texas A&M	Bellaire, Texas	FA-'22
86	Rader, Kevin	TE	6-4	250	4/26/95	2	Youngstown State	Pittsburgh, Pa.	FA-'22
70	Roos, Jordan	G	6-3	302	7/6/93	3	Purdue	Celina, Texas	FA-'21
76	Rupcich, Andrew	T	6-6	318	4/1/99	R	Culver-Stockton	Wonder Lake, Ill.	FA-'22
5	Woodside, Logan	QB	6-1	213	1/27/95	3	Toledo	Frankfort, Ky.	FA-'19
<b>NFL INTERNATIONAL ALLOCATION (1):</b>									
49	Odukoya, Thomas	TE	6-6	253	5/5/97	R	Eastern Michigan	Almere, Netherlands	FA-'22
<b>RESERVE/INJURED (3):</b>									
89	Hudson, Tommy (8/30)	TE	6-3	255	2/22/97	2	Arizona State	San Jose, Calif.	FA-'20
58	Landry III, Harold * (9/2)	OLB	6-2	252	6/5/96	5	Boston College	Spring Lake, N.C.	D2-'18
13	McMath, Racey * (8/31)	WR	6-3	217	6/14/99	2	Louisiana State	New Orleans, La.	D6a-'21
<b>RESERVE/PHYSICALLY UNABLE TO PERFORM (2):</b>									
56	Rice, Monty	LB	6-0	233	1/8/99	2	Georgia	Huntsville, Ala.	D3a-'21
11	Shudak, Caleb	K	5-7	177	11/19/97	R	Iowa	Council Bluffs, Iowa	FA-'22

Active Roster Count: 53 As of Sept. 5, 2022 \* - Eligible to Return From Reserve/Injured; ( ) - date placed on IR

**HEAD COACH: MIKE VRABEL**

**ASSISTANT COACHES:** SHANE BOWEN (defensive coordinator), TODD DOWNING (offensive coordinator), CRAIG AUKERMAN (special teams), BRIAN BELL (sports performance coordinator), CHASE BLACKBURN (assistant special teams), SCOTT BOOKER (safeties), KYLAN BOUTLER (offensive assistant), KEITH CARTER (offensive line), RYAN CROW (outside linebackers), TONY DEWS (running backs), ERIK FRAZIER (offensive skill assistant), JASON HUGHTALING (offensive line assistant), TIM KELLY (passing game coordinator), BOBBY KING (inside linebackers), ZAK KUHR (inside linebackers assistant), CLINTON McMILLAN (defensive line assistant), ANTHONY MIDGET (secondary), ROB MOORE (wide receivers), PAT O'HARA (quarterbacks), FRANK PIRAINO (director of sports performance), TYLER ROUSE (sports performance assistant), JIM SCHWARTZ (senior defensive assistant), LUKE STECKEL (tight ends), JOHN STREICHER (coordinator of football development), MIKE SULLIVAN (assistant offensive line), TERRELL WILLIAMS (defensive line)

GAME PREVIEW

TEAM NOTES

PLAYER NOTES

MEDIA

STATISTICS

ROSTERS

## TENNESSEE TITANS NUMERICAL ROSTER

NO.	NAME	POS.	HT.	WT.	AGE	EXP.	COLLEGE	HOMETOWN	ACQUIRED
2	Robert Woods	WR	6-0	195	30	10	Southern California	Gardena, Calif.	T (LAR)-'22
3	Caleb Farley	CB	6-2	197	23	2	Virginia Tech	Maiden, N.C.	D1-'21
4	Ryan Stonehouse	P	5-10	193	23	R	Colorado State	La Verne, Calif.	FA-'22
7	Malik Willis	QB	6-1	219	23	R	Liberty	Atlanta, Ga.	D3b-'22
8	Cody Hollister	WR	6-4	220	28	3	Arkansas	Bend, Ore.	FA-'19
14	Randy Bullock	K	5-9	210	32	11	Texas A&M	Klein, Texas	FA-'21
15	Nick Westbrook-Ikhine	WR	6-2	211	25	3	Indiana	Lake Mary, Fla.	FA-'20
16	Treyton Burks	WR	6-2	225	22	R	Arkansas	Warren, Ark.	D1-'22
17	Ryan Tannehill	QB	6-4	217	34	11	Texas A&M	Big Spring, Texas	T (MIA)-'19
18	Kyle Philips	WR	5-11	189	23	R	UCLA	San Marcos, Calif.	D5-'22
20	Lonnie Johnson Jr.	DB	6-2	213	25	4	Kentucky	Gary, Ind.	W (KC)-'22
21	Roger McCreary	CB	5-11	190	22	R	Auburn	Mobile, Ala.	D2-'22
22	Derrick Henry	RB	6-3	247	28	7	Alabama	Yulee, Fla.	D2c-'16
24	Elijah Molden	CB	5-10	192	23	2	Washington	West Linn, Ore.	D3b-'21
25	Hassan Haskins	RB	6-2	228	22	R	Michigan	St. Louis, Mo.	D4a-'22
26	Kristian Fulton	CB	5-11	197	24	3	Louisiana State	New Orleans, La.	D2-'20
28	Joshua Kalu	DB	6-0	203	27	4	Nebraska	Houston, Texas	FA-'22
30	Tre Avery	CB	5-11	181	25	R	Rutgers	Baltimore, Md.	FA-'22
31	Kevin Byard	S	5-11	212	29	7	Middle Tennessee State	Lithonia, Ga.	D3-'16
32	Ugo Amadi	DB	5-9	201	25	4	Oregon	Nashville, Tenn.	T (PHI)-'22
33	A.J. Moore Jr.	S	5-11	200	26	5	Mississippi	Bassfield, Miss.	UFA (HOU)-'22
36	Julius Chestnut	RB	5-11	228	21	R	Sacred Heart	Bowie, Md.	FA-'22
37	Amani Hooker	S	5-11	210	24	4	Iowa	Minneapolis, Minn.	D4-'19
40	Dontrell Hilliard	RB	5-11	202	27	5	Tulane	Baton Rouge, La.	FA-'21
41	Zach Cunningham	LB	6-3	238	27	6	Vanderbilt	Pinson, Ala.	W (HOU)-'21
44	Tory Carter	FB	6-0	229	23	2	Louisiana State	Valdosta, Ga.	FA-'21
45	Chance Campbell	LB	6-2	232	22	R	Mississippi	Ellicott City, Md.	D6b-'22
46	Morgan Cox	LS	6-4	233	36	13	Tennessee	Collierville, Tenn.	UFA (BAL)-'21
48	Bud Dupree	OLB	6-4	269	29	8	Kentucky	Irwinton, Ga.	UFA (PIT)-'21
51	David Long Jr.	LB	5-11	227	25	4	West Virginia	Cincinnati, Ohio	D6-'19
53	Dylan Cole	LB	6-0	237	28	6	Missouri State	Springfield, Mo.	FA-'21
55	Aaron Brewer	G/C	6-1	295	24	3	Texas State	Dallas, Texas	FA-'20
59	Derrek Tuszka	OLB	6-5	246	25	3	North Dakota State	Warner, S.D.	W (PIT)-'22
60	Ben Jones	C	6-3	308	33	11	Georgia	Brent, Ala.	UFA (HOU)-'16
62	Corey Levin	C/G	6-4	307	28	4	Chattanooga	Dacula, Ga.	FA-'21
64	Nate Davis	G	6-3	316	25	4	Charlotte	Ashburn, Va.	D3-'19
71	Dennis Daley	OL	6-6	326	26	4	South Carolina	Columbia, S.C.	T (CAR)-'22
73	Jamarco Jones	OL	6-4	293	26	5	Ohio State	Chicago, Ill.	UFA (SEA)-'21
75	Dillon Radunz	OL	6-6	301	24	2	North Dakota State	Becker, Minn.	D2-'21
77	Taylor Lewan	T	6-7	309	31	9	Michigan	Cave Creek, Ariz.	D1-'14
78	Nicholas Petit-Frere	OL	6-5	316	22	R	Ohio State	Tampa, Fla.	D3a-'22
81	Austin Hooper	TE	6-4	254	27	7	Stanford	San Mateo, Calif.	FA-'22
85	Chig Okonkwo	TE	6-3	238	22	R	Maryland	Powder Springs, Ga.	D4b-'22
87	Geoff Swaim	TE	6-4	260	28	8	Texas	Chico, Calif.	FA-'20
90	Naquan Jones	DT	6-3	313	24	2	Michigan State	Evanston, Ill.	FA-'21
92	Ola Adeniyi	OLB	6-1	248	24	5	Toledo	Fort Bend County, Texas	FA-'21
93	Teair Tart	DT	6-2	304	25	3	Florida International	Philadelphia, Pa.	FA-'20
94	Da'Shawn Hand	DE	6-3	297	26	5	Alabama	Woodbridge, Va.	FA-'21
95	DeMarcus Walker	DL	6-4	280	27	6	Florida State	Jacksonville, Fla.	FA-'22
96	Denico Autry	DL	6-5	285	32	9	Mississippi State	Albemarle, N.C.	UFA (IND)-'21
97	Kevin Strong	DE	6-4	295	26	4	Texas-San Antonio	Cleveland, Texas	FA-'21
98	Jeffery Simmons	DT	6-4	305	25	4	Mississippi State	Macon, Miss.	D1-'19
99	Rashad Weaver	OLB	6-4	259	24	2	Pittsburgh	Fort Lauderdale, Fla.	D4b-'21
<b>PRACTICE SQUAD (16):</b>									
5	Logan Woodside	QB	6-1	213	27	3	Toledo	Frankfort, Ky.	FA-'19
10	Dez Fitzpatrick	WR	6-2	208	24	2	Louisville	Farmington Hills, Mich.	D4a-'21
12	Mason Kinsey	WR	5-10	202	24	1	Berry College	Demorest, Ga.	FA-'21
19	Josh Gordon	WR	6-3	224	31	6	Baylor	Houston, Texas	FA-'22
23	Trenton Cannon	RB	5-11	185	28	5	Virginia State	Hampton, Va.	UFA (SF)-'21
29	Theo Jackson	S	6-1	198	23	R	Tennessee	Nashville, Tenn.	D6a-'22
35	Chris Jackson	DB	5-10	193	24	3	Marshall	Tallahassee, Fla.	D7b-'20
42	Joe Jones	LB	6-0	240	28	6	Northwestern	Plano, Ill.	FA-'21
54	David Anenih	OLB	6-2	245	23	R	Houston	Arlington, Texas	FA-'22
67	Xavier Newman	C/G	6-2	297	23	R	Baylor	Desoto, Texas	FA-'22
68	Sam Okuayinonu	DT	6-1	269	24	R	Maryland	Lowell, Mass.	FA-'22
70	Jordan Roos	G	6-3	302	29	3	Purdue	Celina, Texas	FA-'21
72	Jayden Peevy	DE	6-5	308	23	R	Texas A&M	Bellaire, Texas	FA-'22
76	Andrew Rupcich	T	6-6	318	23	R	Culver-Stockton	Wonder Lake, Ill.	FA-'22
86	Kevin Rader	TE	6-4	250	27	2	Youngstown State	Pittsburgh, Pa.	FA-'22
91	Larrell Murchison	DL	6-2	297	25	3	North Carolina State	Elizabethtown, N.C.	D5-'20
<b>NFL INTERNATIONAL ALLOCATION (1):</b>									
49	Thomas Odukoya	TE	6-6	253	25	R	Eastern Michigan	Almere, Netherlands	FA-'22
<b>RESERVE/INJURED (3):</b>									
13	Racey McMath * (8/31)	WR	6-3	217	23	2	Louisiana State	New Orleans, La.	D6a-'21
58	Harold Landry III * (9/2)	OLB	6-2	252	26	5	Boston College	Spring Lake, N.C.	D2-'18
89	Tommy Hudson (8/30)	TE	6-3	255	25	2	Arizona State	San Jose, Calif.	FA-'20
<b>RESERVE/PHYSICALLY UNABLE TO PERFORM (2):</b>									
11	Caleb Shudak	K	5-7	177	24	R	Iowa	Council Bluffs, Iowa	FA-'22
56	Monty Rice	LB	6-0	233	23	2	Georgia	Huntsville, Ala.	D3a-'21

Active Roster Count: 53 As of Sept. 5, 2022 \* - Eligible to Return From Reserve/Injured; ( ) - date placed on IR

**HEAD COACH: MIKE VRABEL**

**ASSISTANT COACHES:** SHANE BOWEN (defensive coordinator), TODD DOWNING (offensive coordinator), CRAIG AUKERMAN (special teams), BRIAN BELL (sports performance coordinator), CHASE BLACKBURN (assistant special teams), SCOTT BOOKER (safeties), KYLAN BUTLER (offensive assistant), KEITH CARTER (offensive line), RYAN CROW (outside linebackers), TONY DEWS (running backs), ERIK FRAZIER (offensive skill assistant), JASON HOUGHTALING (offensive line assistant), TIM KELLY (passing game coordinator), BOBBY KING (inside linebackers), ZAK KUHR (inside linebackers assistant), CLINTON McMILLAN (defensive line assistant), ANTHONY MIDGET (secondary), ROB MOORE (wide receivers), PAT O'HARA (quarterbacks), FRANK PIRAINO (director of sports performance), TYLER ROUSE (sports performance assistant), JIM SCHWARTZ (senior defensive assistant), LUKE STECKEL (tight ends), JOHN STREICHER (coordinator of football development), MIKE SULLIVAN (assistant offensive line), TERRELL WILLIAMS (defensive line)

**HOW ACQUIRED KEY:** FA (free agent), UFA (unrestricted free agent), RFA (restricted free agent), D (draft pick), W (waivers), T (trade)

GAME PREVIEW

TEAM NOTES

PLAYER NOTES

MEDIA

STATISTICS

ROSTERS