



Saint Thomas Sports Park | 460 Great Circle Road | Nashville, TN 37228 | 615-565-4100 | TennesseeTitans.com | @Titans

ROBBIE BOHREN Senior Director of Communications | **DWIGHT SPRADLIN** Director of Media Relations

JARED PUFFER Media Relations Manager | **KATE GUERRA** Team Publicist | **KIM SMITH** Media Relations Coordinator

FOR IMMEDIATE RELEASE

SEPTEMBER 27, 2021



TITANS TRAVEL TO FACE THE JETS IN WEEK 4



Tennessee Titans (2-1) at New York Jets (0-3)

Sunday, Oct. 3, 2021 • 1 p.m. EDT/Noon CDT • MetLife Stadium • East Rutherford, N.J. • TV: CBS

NASHVILLE — The Tennessee Titans (2-1) look for their third consecutive victory this week as they travel to face the New York Jets (0-3). Kickoff at MetLife Stadium (capacity 82,500) is scheduled for 1 p.m. EDT/noon CDT on Sunday, Oct. 3.

The Titans have only played one previous game against the Jets at MetLife Stadium, which opened in 2010. The Jets won that game in Week 14 of 2015, but the Titans took the most recent meeting at Nissan Stadium in Week 13 of the 2018 campaign.

THE BROADCAST

Sunday's contest will be regionally televised on CBS, including Nashville affiliate WTVF NewsChannel 5. The broadcast team includes play-by-play announcer **Greg Gumbel**, analyst **Adam Archuleta** and reporter **AJ Ross**.

Fans in the Nashville television market can livestream the broadcast on their mobile devices from the Titans Mobile App (iOS and Android), as well as on desktop computers and mobile web at TennesseeTitans.com. Restrictions apply. For more information on streaming options visit TennesseeTitans.com or NFL.com/ways-to-watch.

The Titans Radio Network and Nashville flagship 104.5 The Zone will carry the game across the Mid-South with the "Voice of the Titans" **Mike Keith**, analyst **Dave McGinnis**, sideline reporter **Amie Wells** and gameday host **Rhett Bryan**.

TITANS BUILDING MOMENTUM

Last week the Titans were at Nissan Stadium to face the AFC South rival Indianapolis Colts. **Ryan Tannehill** completed three touchdown passes, and **Derrick Henry** rushed for 113 yards to lift the Titans to a 25-16 victory.

Henry registered his second consecutive 100-yard rushing game and also contributed 31 receiving yards. In the past two games, he has 381 total yards (295 rushing, 86 receiving) on 72 scrimmage touches (63 rushing, nine receiving). The reigning two-time rushing champion leads the NFL again in 2021 (through Sept. 26) with 353 rushing yards and 458 scrimmage yards.

Tannehill recorded his 24th career game with at least three touchdown passes and ninth such performance since taking over as the Titans starter in 2019. Against Indianapolis he connected for touchdowns with running back **Jeremy McNichols** and wide receivers **Nick Westbrook-Ikhine** and **Chester Rogers**.

The Titans defense limited the Colts to 265 total yards and three third-down conversions on 12 attempts. The defensive effort kept Colts quarterback **Carson Wentz** to a 51.3 percent completion rate (19-of-37) and a 66.7 passer rating. Outside linebacker **Ola Adeniyi** led the Titans with a career-high 1.5 sacks.

THE JETS

The Jets launched a new era in 2021 with a first-year head coach and a rookie quarterback. **Robert Saleh** was named the team's head coach after spending four seasons as the defensive coordinator with the San Francisco 49ers (2017-20). His previous NFL stops also included the Houston Texans (2005-10), Seattle Seahawks (2011-13) and Jacksonville Jaguars (2014-16).

Quarterback **Zach Wilson** started each of the Jets' first three games. The second-overall pick in the 2021 NFL Draft passed for 7,652 yards, 56 touchdowns and 15 interceptions at Brigham Young University. Three weeks into his first NFL season, he has passed for two touchdowns with seven interceptions.

Last week the Jets traveled to Denver, where they suffered a 26-0 loss at the hands of the Broncos.

2021 TITANS SCHEDULE

All kickoff times Central

Day	Date	Opponent	Result, Kickoff	Score, TV
Sun.	Sept. 12	ARIZONA	L	13-38
Sun.	Sept. 19	at Seattle	W (OT)	33-30
Sun.	Sept. 26	INDIANAPOLIS	W	25-16
Sun.	Oct. 3	at New York Jets	Noon	CBS
Sun.	Oct. 10	at Jacksonville	Noon*	CBS
Mon.	Oct. 18	BUFFALO	7:15 p.m.	ESPN
Sun.	Oct. 24	KANSAS CITY	Noon*	CBS
Sun.	Oct. 31	at Indianapolis	Noon*	CBS
Sun.	Nov. 7	at Los Angeles Rams	7:20 p.m.*	NBC
Sun.	Nov. 14	NEW ORLEANS	Noon*	CBS
Sun.	Nov. 21	HOUSTON	Noon*	CBS
Sun.	Nov. 28	at New England	Noon*	CBS
Sun.	Dec. 5	Bye		
Sun.	Dec. 12	JACKSONVILLE	Noon*	CBS
Sun.	Dec. 19	at Pittsburgh	Noon*	CBS
Thu.	Dec. 23	SAN FRANCISCO	7:20 p.m.	NFLN
Sun.	Jan. 2	MIAMI	Noon*	CBS
Sun.	Jan. 9	at Houston	Noon*	CBS

* Time, TV subject to change

All games on Titans Radio Network (Flagship 104.5 The Zone)

AFC SOUTH STANDINGS

TEAM	W	L	T	PCT
Tennessee Titans	2	1	0	.667
Houston Texans	1	2	0	.333
Indianapolis Colts	0	3	0	.000
Jacksonville Jaguars	0	3	0	.000

LAST WEEK: Car 24 at Hou 9, Ind 16 at Ten 25, Ari 31 at Jax 19

THIS WEEK (central time): Jax at Cin (Thu 7:20), Ten at NYJ (Sun 12:00), Hou at Buf (Sun 12:00), Ind at Mia (Sun 12:00)

NEXT WEEK (central time): TEN at Jax (Sun 12:00), NE at Hou (Sun 12:00), Ind at Bal (Mon 7:15)

GAME INFORMATION

Date of Game	Sunday, Oct. 3, 2021
Kickoff Time	1 p.m. EDT/Noon CDT
Venue	MetLife Stadium
Location	East Rutherford, N.J.
Opened in	2010
Surface	FieldTurf Classic HD
Capacity	82,500

Visiting Team Tennessee Titans (2-1)

Website	www.TennesseeTitans.com
Media Guide	www.TennesseeTitans.com/Media
Franchise since	1960 (1960-96 Houston Oilers; 1997-98 Tennessee Oilers)
Ownership	Amy Adams Strunk (Chairman, Board of Directors); Kenneth S. Adams, IV (Board of Directors); Barclay Adams; Susan Lewis
President/CEO	Burke Nihill
EVP/General Manager	Jon Robinson
Head Coach	Mike Vrabel (since 2018)
Defensive Coordinator	Shane Bowen
Offensive Coordinator	Todd Downing
2021 NFL Offensive Rank	15 (Total), 4 (Rush), 20 (Pass)
2021 NFL Defensive Rank	15 (Total), 12 (Rush), 18 (Pass)

Home Team New York Jets (0-3)

Website	www.newyorkjets.com
Franchise since	1960 (New York Titans 1960-62)
Chairman	Robert Wood Johnson IV
Vice Chairman	Christopher W. Johnson
President	Hymie Elhai
General Manager	Joe Douglas
Head Coach	Robert Saleh (Since 2021)
Defensive Coordinator	Jeff Ulbrich
Offensive Coordinator	Mike LaFleur
Special Teams Coordinator	Brant Boyer
2021 NFL Offensive Rank	30 (Total), 29 (Rush), 30 (Pass)
2021 NFL Defensive Rank	10 (Total), 14 (Rush), 10 (Pass)

Referee Adrian Hill

Television CBS

Nashville Affiliate	WTVF NewsChannel 5
Mobile*	Titans Mobile Site, Titans App, Paramount+, NFL App, Yahoo! Sports App

*Geographic and device restrictions apply. Data charges may apply.

Play-by-Play	Greg Gumbel
Analyst	Adam Archuleta
Reporter	AJ Ross

Radio Titans Radio Network

Flagship	WGFX 104.5 FM-The Zone
Satellite Radio	Sirius 121, XM 391, SiriusXM 391 (Internet 830)
Play-by-Play	Mike Keith
Analyst	Dave McGinnis
Gameday Host	Rhett Bryan
Reporter	Amie Wells

QUICK CLICKS

From Last Week's Game

- [Game Center](#)
- [Gamebook \(PDF\)](#)
- [Watch Highlights](#)
- [Postgame Press Conference Video: Mike Vrabel](#)
- [Jim Wyatt: Six Things That Stood Out](#)
- [Game Photos](#)

Titans Information

- [Titans 2021 Media Guide](#)
- [Titans Tickets](#)
- [Titans in the Community](#)
- [Nissan Stadium Information](#)
- [The OTP: Official Titans Podcast](#)

WHAT TO LOOK FOR THIS WEEK

OLB OLA ADENIYI

- Can register his third consecutive game with at least one sack.

DL DENICO AUTRY

- Can register his 100th career game in the regular season.

WR A.J. BROWN

- Can record his 10th career 100-yard receiving game. He would become the eighth player in franchise history with at least 10 career 100-yard receiving games and the first since **Ernest Givins** (1986-88) to accomplish the feat in his first three seasons.

S KEVIN BYARD

- With 19 career interceptions, he needs one interception to move past **Keith Bulluck** (19) and **Miller Farr** (19) for sole possession of 15th place on the franchise's career interception list.

RB DERRICK HENRY

- Can record his 26th career 100-yard rushing game, including regular season and playoffs. It would be his third consecutive 100-yard game.
- A 100-yard rushing effort would give him 13 road games with at least 100 rushing yards since the beginning of the 2019 campaign.
- Can become the NFL's first player since 1960 with a minimum of 175 rushing yards and two rushing touchdowns in three consecutive road games.

WR JULIO JONES

- With 13,100 career receiving yards, he needs 99 yards to pass **Andre Reed** (13,198) for 17th place on the NFL's career leaderboard for receiving yards.
- Can extend his streak to 131 consecutive individual games with at least one reception.
- Can record his 63rd career 100-yard receiving game in the regular season and postseason. It would be his 60th such performance in the regular season, which put him ahead of **Marvin Harrison** (59) for third place in NFL history behind only **Jerry Rice** (76), and **Randy Moss** (64).

QB RYAN TANNEHILL

- Can record his 24th career 300-yard passing game and his eighth such performance since joining the Titans in 2019. Eight 300-yard games with the Titans would put him in a tie with **Marcus Mariota** for fourth place in franchise history.
- Three touchdown passes would give him consecutive games with at least three touchdown passes for the fourth time in his career.

GAME PREVIEW

TEAM NOTES

PLAYER NOTES

MEDIA

STATISTICS

ROSTERS



SERIES AT A GLANCE

- Overall series (regular & postseason): **Titans lead 25-19-1**
- Regular season series: **Titans lead 24-19-1**
- Postseason series: **Titans lead 1-0**
- Total points: **Titans 1,048, Jets 944**
- Current streak: **One win by Titans**
- Titans at home vs. Jets: **19-7 (including 1-0 in playoffs)**
- Titans on road vs. Jets: **6-12-1**
- Longest winning streak by Titans: **6 (last 1991–1996)**
- Longest losing streak by Titans: **4 (1968–1969)**
- Titans vs. Jets at Nissan Stadium: **4-3**
- Last time at Nissan Stadium: **Jets 22 at TITANS 26 (12-2-18)**
- Titans vs. Jets at MetLife Stadium: **0-1**
- Last time at MetLife Stadium: **Titans 8 at JETS 30 (12-13-15)**
- First time: **N.Y. Titans 21 at OILERS 27 (10-9-60)**
- Mike Vrabel's record vs. Jets: **1-0**
- Robert Saleh's record vs. Titans: **0-0**
- Mike Vrabel's record vs. Robert Saleh: **0-0**

A TITANS VICTORY WOULD ...

- Give the Titans a three-game winning streak.
- Mark the 10th time since 1999 and the third time in four seasons since Mike Vrabel became head coach in 2018 that the Titans began the season 3-1 or better.
- Give the Titans a 13-5 record on the road since the beginning of the 2019 season.
- Improve Mike Vrabel's career record to 34-22 as a head coach, including playoffs.
- Improve QB Ryan Tannehill's combined starting record in the regular season and playoffs to 65-57, including a 23-11 record with the Titans.

SERIES HISTORY

The Titans and Jets have met 45 total times in the regular season and postseason during the last 61 seasons. The Titans lead the series 25-19-1, including a win in the only playoff matchup.

The last time the Titans and Jets played was Dec. 2, 2018 at Nissan Stadium. The Titans trailed 16-0 in the first half and 22-13 in the fourth quarter before coming back to win 26-22. **Marcus Mariota** completed a go-ahead, 11-yard touchdown pass to wide receiver **Corey Davis** with 36 seconds remaining in the fourth quarter.

The Titans have only appeared once against the Jets at MetLife Stadium, which opened in 2010. Played on Dec. 13, 2015, the Jets won convincingly, 30-8. Jets quarterback **Ryan Fitzpatrick** completed three touchdown passes, and the Jets defense produced five sacks in the contest.

The Jets, like the then-Houston Oilers, were charter members of the American Football League. From the league's founding in 1960 through the 1962 season, they played as the New York Titans before being renamed the Jets for the 1963 season. With the exception of 1967, the Jets and Oilers played twice each season from 1960-69, and the Oilers won the first six meetings in the series.

In 1991, the Oilers began a string of six consecutive victories against the Jets, including a 17-10 victory in a 1991 AFC Wild Card Game. In that contest, **Warren Moon** completed a pair of touchdown passes to **Ernest Givins** and the Oilers defense stopped the Jets inside Houston's five-yard line twice in the second half to preserve the victory.

ALL-TIME SERIES RESULTS

TITANS vs. JETS

Titans lead 25-19-1, including playoffs

Date	Site	W/L	Score	Date	Site	W/L	Score
10-9-60	Hou	W	27-21	11-23-80	NY	L	28-31 OT
10-23-60	NY	W	42-28	9-27-81	NY	L	17-33
11-19-61	Hou	W	49-13	11-18-84	Hou	W	31-20
12-10-61	NY	W	48-21	9-18-88	NY	L	3-45
10-14-62	Hou	W	56-17	10-28-90	Hou	L	12-17
12-15-62	NY	W	44-10	10-13-91	NY	W	23-20
9-22-63	NY	L	17-24	12-29-91	Hou	W	17-10 (WC)
11-10-63	Hou	W	31-27	1-2-94	Hou	W	24-0
10-17-64	NY	L	21-24	12-24-94	Hou	W	24-10
12-13-64	Hou	W	33-17	12-17-95	Hou	W	23-6
9-12-65	Hou	W	27-21	12-1-96	NY	W	35-10
11-21-65	NY	L	14-41	11-22-98	Tenn	L	3-24
9-18-66	NY	L	13-52	12-1-03	NY	L	17-24
10-16-66	Hou	W	24-0	9-10-06	Tenn	L	16-23
10-15-67	NY	T	28-28	12-23-07	Tenn	W	10-6
10-20-68	Hou	L	14-20	11-23-08	Tenn	L	13-34
11-10-68	NY	L	7-26	9-27-09	NY	L	17-24
10-20-69	NY	L	17-26	12-17-12	Tenn	W	14-10
12-6-69	Hou	L	26-34	10-6-13	Tenn	W	38-13
10-1-72	Hou	W	26-20	12-14-14	Tenn	L	11-16
11-3-74	NY	W	27-22	12-13-15	NY	L	8-30
9-18-77	Hou	W	20-0	12-2-18	Tenn	W	26-22
10-28-79	Hou	W	27-24				



DERRICK HENRY HAS AT LEAST 100 RUSHING YARDS IN 11 OF HIS LAST 12 REGULAR SEASON ROAD GAMES.

MOST RECENT MATCHUPS

2013 Week 4 • Sept. 29, 2013 • Jets 13 at TITANS 38

Jake Locker passes for three touchdowns before leaving the game in the third quarter with a hip injury ... Nate Washington records 105 receiving yards and two touchdowns, including a 77-yarder from Ryan Fitzpatrick ... Titans score 28 points off four Jets turnovers ... Cornerback Alterraun Verner notches two interceptions and a fumble recovery ... Jets quarterback Geno Smith is sacked five times, twice by defensive end Ropati Pitoitua ... Defensive end Karl Klug scores on a sack, forced fumble and recovery.

2014 Week 15 • Dec. 14, 2014 • JETS 16 at Titans 11

Chris Ivory scores the game-winning, one-yard rushing touchdown with 3:09 remaining in the fourth quarter ... Titans starting quarterback Jake Locker leaves the game with a shoulder injury in the second quarter and is replaced by Charlie Whitehurst ... Scoring by the Titans is limited to three Ryan Succop field goals and a safety ... Jets quarterback Geno Smith engineers two long scoring drives and completes a nine-yard touchdown pass to John Conner on fourth-and-one.

2015 Week 14 • Dec. 13, 2015 • Titans 8 at JETS 30

The Jets tally 27 unanswered points in the first half, scoring on five of their first six drives ... Ryan Fitzpatrick passes for 263 yards and three touchdowns for the Jets, while Chris Ivory (101 yards) leads New York's rushing efforts ... Brandon Marshall records 125 receiving yards, including a 69-yard score ... Marcus Mariota scores Tennessee's only touchdown on a 41-yard pass from running back Antonio Andrews ... The Jets defense notches five sacks, while the offense records 439 yards and possesses the ball for 35:56.

2018 Week 13 • Dec. 2, 2018 • Jets 22 at TITANS 26

The Titans come back after trailing 16-0 in the first half and 22-13 in the fourth quarter ... Marcus Mariota delivers a game-winning, 11-yard touchdown pass to Corey Davis with 36 seconds remaining ... The Jets are helped by five field goals from Jason Myers, an interception returned for a touchdown by cornerback Trumaine Johnson, a blocked punt and a blocked extra point ... Mariota passes for 282 yards, including 104 yards to Taywan Taylor.



Click to access the 2021 Titans Media Guide

NOTABLE PERFORMANCES VS. THE JETS

DL DENICO AUTRY

- On 11/1/15 against the Jets, Autry tallied five tackles and his first career sack while with the Oakland Raiders.
- On 9/17/17 against the Jets, Autry amassed three tackles and a half sack as a Raider.

LB JAYON BROWN

- On 12/2/18 against the Jets, Brown posted five tackles and one sack.

OLB BUD DUPREE

- On 12/22/19 at the Jets, Dupree notched six tackles and one sack while with the Pittsburgh Steelers.

TE ANTHONY FIRKSER

- On 12/2/18 against the Jets, Firkser caught three passes for 42 yards and his first career touchdown.

WR JULIO JONES

- On 10/7/13 against the Jets, Jones tallied eight catches for 99 yards while with the Atlanta Falcons.

WR CHESTER ROGERS

- On 10/14/18 at the Jets, Rogers tallied four catches for 55 yards and one touchdown while with the Indianapolis Colts.

QB RYAN TANNEHILL

- On 12/1/13 at the Jets, Tannehill completed 28 of 43 passes for 331 yards and two scores as a member of the Miami Dolphins. He added 22 yards on three carries.
- On 11/29/15 against the Jets, Tannehill attempted a career-high 58 passes with 33 completions for 351 yards and three touchdowns while with the Dolphins.
- On 9/16/18 at the Jets, Tannehill completed 17 of 23 passes for 168 yards and two touchdowns, and gained 44 rushing yards on a career-high-tying eight carries during his tenure as a Dolphin.

TITANS-JETS: THE LAST MEETING

2018 Week 13: Titans 26, Jets 22
Sunday, Dec. 2, 2018 • 3:05 p.m. CT • Nissan Stadium



GAME RECAP

In Week 13 of the 2018 season, the Titans hosted the New York Jets at Nissan Stadium. QB **Marcus Mariota** engineered his 12th career game-winning drive as Tennessee earned a come-from-behind victory with a final score of 26-22.

Tennessee surrendered 10 points in the first quarter. On New York's opening possession, Jets QB **Josh McCown** led his team on an eight-play scoring drive that resulted in a 54-yard field goal and a 3-0 lead. Later in the first quarter, Mariota's pass was intercepted in Titans territory by Jets CB **Trumaine Johnson**, and ran 31 yards into the end zone for a 10-0 New York lead.

In the second quarter, the Jets constructed a 14-play scoring drive as New York tacked on another field goal to extend the lead, 13-0. Later in the quarter, with the Jets forcing Tennessee to go three-and-out, P **Brett Kern**'s punt was blocked and recovered by Jets LB **Kevin Pierre-Louis**. New York capitalized on the play and converted another field goal for a 16-0 lead. However, before the game went to halftime, Tennessee was able to put points on the board. On a 68-yard drive, Mariota connected with TE **Anthony Firkser** for a 12-yard score, but the extra point attempt was blocked as the score sat at 16-6 heading into halftime.

On New York's second possession of the second half, Jets RB **Isaiah Crowell** accounted for 43 yards on the ground, but the Jets were stopped just shy of the red zone. Jets K **Jason Myers** converted another field goal as New York extended its lead, 19-6. On the ensuing Tennessee possession, WR **Tajae Sharpe** amassed 48 receiving yards to help the Titans offense flip field possession. Ultimately, RB **Derrick Henry** rushed in a one-yard touchdown to cut the lead, 19-13. The Jets then responded on their following possession with a 39-yard field goal to increase the New York lead, 22-13.

In the fourth quarter, the Titans inched closer with field goals on back-to-back possessions to make it a three point game at 22-19. WR **Taywan Taylor** accounted for two catches and 99 yards on those two offensive possessions to help move the chains. With less than two minutes remaining in regulation, Tennessee took possession of the ball and constructed a six-play, 86-yard scoring drive with help from a 27-yard scramble by Mariota and a 25-yard pass to Firkser. Ultimately, Mariota tossed an 11-yard touchdown

pass to WR **Corey Davis** on third-and-seven, and the go-ahead score gave Tennessee its first lead of the day, 26-22. The Titans defense stepped up in the fourth quarter, forcing New York to punt four of five possessions, and sealed the victory on the Jets' fifth possession with an interception by CB **Malcolm Butler**.

SCORING

	1	2	3	4	Final
New York Jets	10	6	6	0	22
Tennessee	0	6	7	13	26

TEAM	SCORING PLAY	TIME
Jets	J.Myers 54 yd. Field Goal	1-9:35
Jets	T.Johnson 31 yd. interception return (J.Myers kick)	1-7:59
Jets	J.Myers 34 yd. Field Goal	2-11:41
Jets	J.Myers 43 yd. Field Goal	2-2:51
Titans	A.Firkser 12 yd. pass from M.Mariota (kick blocked)	2-0:57
Jets	J.Myers 39 yd. Field Goal (15-55, 7:18)	3-10:39
Titans	D.Henry 1 yd. run (R.Succop kick)	3-7:44
Jets	J.Myers 39 yd. Field Goal	3-0:26
Titans	R.Succop 24 yd. Field Goal	4-9:29
Titans	R.Succop 33 yd. Field Goal	4-5:39
Titans	C. Davis 11 yd. pass from M. Mariota (R. Succop kick)	4-0:36

Missed FGs: None.
Attendance: 60,904.
Time of Game: 3:17.
Weather: 70° F, wind SW 13 mph.
Referee: Jerome Boger.

CLICK TO WATCH HIGHLIGHTS



TEAM STATISTICS

	Jets	Titans
TOTAL FIRST DOWNS	15	22
THIRD DOWN EFFICIENCY	3-14-21%	1-11-9%
FOURTH DOWN EFFICIENCY	0-0-0%	0-0-0%
TOTAL NET YARDS	280	403
Plays - Avg	65-4.3	60-6.7
NET YARDS RUSHING	156	130
Rushes - Avg.	33-4.7	22-5.9
NET YARDS PASSING	124	273
Sacks - Yards Lost	2-4	3-9
PASS ATT-COMP-INT	30-17-1	35-20-1
PUNTS - Avg.	6-44.5	7-38.0
PUNT RETURNS - Yards	1-4	0-0
KICKOFF RETURNS - Yards	2-82	1-35
Interceptions - Yards	1-31	1-0
PENALTIES Number and Yards	11-96	8-75
FUMBLES - Lost	0-0	2-0
TOUCHDOWNS	1	3
EXTRA POINTS Made-Attempts	1-1	2-3
FIELD GOALS Made-Attempts	5-5	2-2
RED ZONE EFFICIENCY	0-3-0%	3-5-60%
GOAL TO GO EFFICIENCY	0-0-0%	1-3-33%
SAFETIES	0	0
GIVEAWAYS	1	1
TAKEAWAYS	1	1
TIME OF POSSESSION	33:22	26:38

JETS STARTERS

OFFENSE		DEFENSE	
WR 11	R.Anderson	DL 92	L.Williams
LT 68	K.Beachum	DL 99	S.McLendon
LG 70	D.Dozier	DL 98	M.Pennel
C 78	J.Harrison	OLB 96	H.Anderson
RG 67	B.Winters	ILB 58	D.Lee
RT 72	B.Shell	ILB 54	A.Williamson
TE 89	C.Herndon	OLB 41	B.Skrine
WR 10	J.Kearse	CB 22	T.Johnson
WR 81	Q.Enunwa	CB 21	M.Claiborne
QB 15	J.McCown	SS 33	J.Adams
RB 20	I.Crowell	FS 27	D.Roberts

TITANS STARTERS

OFFENSE		DEFENSE	
WR 19	T.Sharpe	DE 90	D.Jones
WR 17	C.Batson	DT 99	J.Casey
LT 77	T.Lewan	OLB 91	D.Morgan
LG 67	Q.Spain	ILB 59	W.Woodyard
C 60	B.Jones	ILB 55	J.Brown
RG 64	J.Kline	OLB 98	B.Orakpo
RT 78	J.Conklin	CB 25	A.Jackson
TE 88	L.Stocker	CB 26	L.Ryan
WR 84	C.Davis	SS 24	K.Vaccaro
QB 8	M.Mariota	FS 31	K.Byard
RB 33	D.Lewis	CB 21	M.Butler

JETS INDIVIDUAL STATISTICS

Rushing	Att	Yds	Avg	Lg	TD
I. Crowell	21	98	4.7	27	0
E. McGuire	6	19	3.2	7	0
T. Cannon	4	18	4.5	8	0
A. Roberts	1	18	18.0	18	0
J. McCown	1	3	3.0	3	0
Total	33	156	4.7	27	0

Passing	Att	Cmp	Yds	TD	Lg	IN	Rt
J.McCown	30	17	128	0	20	1	53.2
Total	30	17	128	0	20	1	53.2

Receiving	No	Yds	Avg	Lg	TD
R.Anderson	4	48	12.0	16	0
I.Crowell	4	9	2.3	7	0
C.Herndon	2	31	15.5	20	0
J.Leggett	2	18	9.0	10	0
Q.Enunwa	2	9	4.5	7	0
A.Roberts	1	10	10.0	10	0
T.Cannon	1	7	7.0	7	0
E.McGuire	1	-4	-4.0	-4	0
Total	17	128	7.5	20	0

Interceptions	No	Yds	Avg	Lg	TD
T. Johnson	1	31	31.0	31	1
Total	1	31	31.0	31	1

Leading Tacklers (Press Box Totals)
 J. Adams 11-10-1; A. Williamson 9-5-4; D. Lee 8-3-5.

Sacks: J. Adams 1; J. Jenkins 1; F. Luvu 1.
FF: J. Adams 1. **FR:** None.

TITANS INDIVIDUAL STATISTICS

Rushing	Att	Yds	Avg	Lg	TD
M.Mariota	4	43	10.8	27	0
D.Henry	10	40	4.0	12	1
D.Lewis	6	36	6.0	11	0
C.Davis	1	12	12.0	12	0
B.Gabbert	1	-1	-1.0	-1	0
Total	22	130	5.9	27	1

Passing	Att	Cmp	Yds	TD	Lg	IN	Rt
M.Mariota	35	20	282	2	55	1	90.4
Total	35	20	282	2	55	1	90.4

Receiving	No	Yds	Avg	Lg	TD
T.Taylor	3	104	34.7	55	0
T.Sharpe	3	51	17.0	28	0
C.Davis	3	42	14.0	22	1
A.Firkser	3	42	14.0	25	1
J.Smith	2	29	14.5	18	0
D.Henry	2	5	2.5	4	0
D.Lewis	2	-2	-1.0	2	0
C.Batson	1	7	7.0	7	0
M.Pruitt	1	4	4.0	4	0
Total	20	282	14.1	55	2

Interceptions	No	Yds	Avg	Lg	TD
M. Butler	1	0	0.0	0	0
Total	1	0	0.0	-	0

Leading Tacklers (Press Box Totals)
 R. Evans 8-6-2; A. Jackson 7-7-0; W. Woodyard 7-1-6.

Sacks: J. Brown 1; J. Casey 1.
FF: None. **FR:** None.

2021 TALE OF THE TAPE

	Tenn.	NY-J	NFL/Avg
OFFENSE			
GAMES (Won-Lost)	2-1	0-3	---
FIRST DOWNS	74	45	61.3
Rushing	26	14	18.3
Passing	39	26	37.0
Penalty	9	5	6.0
YDS GAINED (tot)	1148	750	1034.3
Avg per Game	382.7	250.0	352.1
RUSHING (net)	478	240	315.7
Avg per Game	159.3	80.0	107.5
Rushes	99	61	75.7
Yards per Rush	4.8	3.9	4.2
PASSING (net)	670	510	718.6
Avg per Game	223.3	170.0	244.6
Passes Att.	103	105	103.3
Completed	67	58	69.1
Pct Completed	65.0	55.2	66.8
Yards Gained	762	628	768.7
Sacked	10	15	6.8
Yards Lost	92	118	50.1
Had intercepted	3	7	2.2
Yards Opp Ret	36	134	36.1
Opp TDs on Int	0	0	0.3
PUNTS	6	14	11.1
Avg Yards	47.8	48.0	46.4
PUNT RETURNS	6	2	4.8
Avg Return	12.7	10.5	8.8
Returned for TD	0	0	0.0
KICKOFF RETURNS	9	5	4.9
Avg Return	16.1	23.2	21.7
Returned for TD	0	0	0.0
PENALTIES	16	21	19.2
Yards Penalized	126	196	169.5
FUMBLES BY	4	1	3.5
Fumbles Lost	4	0	1.3
Opp Fumbles	2	3	3.5
Opp Fum Lost	0	2	1.3
POSS. TIME (avg)	33:27	28:20	30:00
TOUCHDOWNS	8	2	7.9
Rushing	4	0	2.6
Passing	4	2	4.8
Returns	0	0	0.4
EXTRA-PT KICKS	6/7	0/0	94%
2-PT CONVERSIONS	1/1	1/2	65%
FIELD GOALS/FGA	5/7	2/3	5/5
POINTS SCORED	71	20	68.8
DEFENSE			
POINTS ALLOWED	84	70	68.8
OPP FIRST DOWNS	58	57	61.3
Rushing	19	19	18.3
Passing	31	33	37.0
Penalty	8	5	6.0
OPP YARDS GAINED	1078	985	1034.3
Avg per Game	359.3	328.3	352.1
OPP RUSHING(net)	300	333	315.7
Avg per Game	100.0	111.0	107.5
Rushes	69	88	75.7
Yards per Rush	4.3	3.8	4.2
OPP PASSING(net)	778	652	718.6
Avg per Game	259.3	217.3	244.6
Passes Att.	100	90	103.3
Completed	62	65	69.1
Pct Completed	62.0	72.2	66.8
Sacked	7	6	6.8
Yards Lost	48	48	50.1
INTERCEPTED BY	1	0	2.2
Yards Returned	12	0	36.1
Returned for TD	0	0	0.3
OPP PUNT RETURNS	2	6	4.8
Avg return	12.0	9.3	8.8
OPP KICKOFF RET	6	3	4.9
Avg return	14.2	20.0	21.7
OPP TOUCHDOWNS	10	6	7.9
Rushing	4	5	2.6
Passing	6	1	4.8
Returns	0	0	0.4

2021 SCHEDULE & RESULTS



REGULAR SEASON			
Date	Opponent	W/L	Score
09/12	Arizona	L	13-38
09/19	at Seattle	W (OT)	33-30
09/26	Indianapolis	W	25-16
10/03	at N.Y. Jets		
10/10	at Jacksonville		
10/18	Buffalo		
10/24	Kansas City		
10/31	at Indianapolis		
11/07	at L.A. Rams		
11/14	New Orleans		
11/21	Houston		
11/28	at New England		
12/12	Jacksonville		
12/19	at Pittsburgh		
12/23	San Francisco		
01/02	Miami		
01/09	at Houston		

REGULAR SEASON			
Date	Opponent	W/L	Score
09/12	at Carolina	L	14-19
09/19	New England	L	6-25
09/26	at Denver	L	0-26
10/03	Tennessee		
10/10	at Atlanta		
10/24	at New England		
10/31	Cincinnati		
11/04	at Indianapolis		
11/14	Buffalo		
11/21	Miami		
11/28	at Houston		
12/05	Philadelphia		
12/12	New Orleans		
12/19	at Miami		
12/26	Jacksonville		
01/02	Tampa Bay		
01/09	at Buffalo		

2021 REGULAR SEASON INDIVIDUAL LEADERS

Passing	Att	Cmp	Yds	Pct	Y/Att	TD	Int	Lg	Sack/Lost	Rtg	
Titans	R. Tannehill	102	66	756	64.7	7.4	4	3	51	10/92	87.7
Jets	Z. Wilson	105	58	628	55.2	6.0	2	7	40	15/118	51.6

Rushing	No.	Yds	Avg	Long	TD	
Titans	D. Henry	80	353	4.4	60t	3
	R. Tannehill	11	100	9.1	28	1
Jets	M. Carter	24	89	3.7	14	0
	T. Johnson	19	82	4.3	17	0

Receiving	No.	Yds	Avg	Long	TD	
Titans	J. Jones	12	204	17.0	51	0
	D. Henry	12	105	8.8	15	0
	A. Brown	7	92	13.1	19	1
	C. Rogers	7	90	12.9	39	1
	J. McNichols	7	60	8.6	12	1
Jets	B. Berrios	14	150	10.7	27	0
	C. Davis	12	146	12.2	35	2
	E. Moore	8	66	8.3	27	0

Interceptions	No.	Yds	Avg	Long	TD	
Titans	K. Byard	1	12	12.0	12	0
Jets	(none)					

Punting	No.	Yds	Avg	Net	TB	In	Lg	B	
Titans	B. Kern	6	287	47.8	43.8	0	1	59	0
Jets	T. Morstead	7	325	46.4	44.1	0	2	51	0
	M. Ammendola	6	291	48.5	42.5	0	2	65	0

Punt Returns	No.	FC	Yds	Avg	Lg	TD	
Titans	C. Rogers	6	3	76	12.7	18	0
Jets	B. Berrios	2	7	21	10.5	15	0

Kickoff Returns	No.	Yds	Avg	Lg	TD	
Titans	C. Rogers	7	114	16.3	19	0
Jets	B. Berrios	5	116	23.2	38	0

Scoring/Kickers	PAT	FG	Pts	
Titans	R. Bullock	5/5	5/6	20
Jets	M. Ammendola	0/0	2/3	6

Sacks	Tot	
Titans	O. Adeniyi	2.5
Jets	J. Franklin-Myers	2.0

Tackles	Tot	Solo	Asst	
Titans	J. Jenkins	18	14	4
Jets	C. Mosley	24	13	11

2021 INDIVIDUAL NFL RANKINGS

(qualifiers only, where applicable)

Category	Team	Player	Stat	NFL Rank
Passer Rating	Titans	Ryan Tannehill	87.7	23
	Jets	Zach Wilson	51.6	33
Passing Yards	Titans	Ryan Tannehill	756	18
	Jets	Zach Wilson	628	27
Passing TDs	Titans	Ryan Tannehill	4	16t
	Jets	Zach Wilson	2	27t
Rushing Yards	Titans	Derrick Henry	353	1
	Jets	Michael Carter	89	44
Rushing Average	Titans	Derrick Henry	4.41	18
	Jets	Ty Johnson	4.32	21
Rushing TDs	Titans	Derrick Henry	3	1t
	Jets	(none)		
Receptions	Titans	J. Jones, D. Henry	12	58t
	Jets	Braxton Berrios	14	41t
Receiving Yards	Titans	Julio Jones	204	27t
	Jets	Braxton Berrios	150	54
Receiving TDs	Titans	(four tied)	1	29t
	Jets	Corey Davis	2	11t
Sacks	Titans	Ola Adeniyi	2.5	16t
	Jets	John Franklin-Myers	2.0	19t
Interceptions	Titans	Kevin Byard	1	9t
	Jets	(none)		

2021 SITUATIONAL RECORDS

TENNESSEE TITANS		NEW YORK JETS	
Total	2 - 1	Total	0 - 3
Home	1 - 1	Home	0 - 1
Away	1 - 0	Away	0 - 2
Grass	1 - 1	Grass	0 - 1
Turf	1 - 0	Turf	0 - 2
AFC	1 - 0	AFC	0 - 2
NFC	1 - 1	NFC	0 - 1
In Division	1 - 0	In Division	0 - 1
Out Division	1 - 1	Out Division	0 - 2
Indoor	0 - 0	Indoor	0 - 0
Outdoor	2 - 1	Outdoor	0 - 3
September	2 - 1	September	0 - 3
Sunday	2 - 1	Sunday	0 - 3

SINCE 2019, THE TITANS ARE 14-2 IN GAMES IN WHICH THEY SCORE FIRST.

THIS WEEK'S NFL SCHEDULE

All Times Central

Thursday, Sept. 30

Jacksonville at Cincinnati NFLN 7:20

Sunday, Oct. 3

Washington	at Atlanta	FOX	12:00
Houston	at Buffalo	CBS	12:00
Detroit	at Chicago	FOX	12:00
Carolina	at Dallas	FOX	12:00
Indianapolis	at Miami	CBS	12:00
Cleveland	at Minnesota	CBS	12:00
New York Giants	at New Orleans	FOX	12:00
Tennessee	at New York Jets	CBS	12:00
Kansas City	at Philadelphia	CBS	12:00
Arizona	at Los Angeles Rams	FOX	3:05
Seattle	at San Francisco	FOX	3:05
Baltimore	at Denver	CBS	3:25
Pittsburgh	at Green Bay	CBS	3:25
Tampa Bay	at New England	NBC	7:20

Monday, Oct. 4

Las Vegas at Los Angeles Chargers ESPN 7:15

LAST WEEK'S STARTERS

Titans vs. Colts | Jets vs. Broncos

TITANS OFFENSE		JETS DEFENSE	
WR	2 Julio Jones	DL	91 John Franklin-Myers
TE	87 Geoff Swaim	DL	95 Quinnen Williams
LT	77 Taylor Lewan	DL	94 Folorunso Fatukasi
LG	76 Rodger Saffold III	DL	47 Bryce Huff
C	60 Ben Jones	LB	57 C.J. Mosley
RG	64 Nate Davis	LB	56 Quincy Williams
RT	72 David Quessenberry	CB	30 Michael Carter II
WR	11 A.J. Brown	CB	37 Bryce Hall
QB	17 Ryan Tannehill	CB	26 Brandin Echols
RB	22 Derrick Henry	S	20 Marcus Maye
WR	15 Nick Westbrook-Ikhine	S	33 Adrian Colbert

TITANS DEFENSE		JETS OFFENSE	
DT	98 Jeffery Simmons	WR	84 Corey Davis
NT	93 Teair Tart	LT	76 George Fant
DE	96 Denico Autry	LG	75 Alijah Vera-Tucker
LB	51 David Long Jr.	C	60 Connor McGovern
LB	54 Rashaan Evans	RG	62 Greg Van Roten
OLB	58 Harold Landry III	RT	78 Morgan Moses
CB	35 Chris Jackson	TE	81 Tyler Kroft
CB	26 Kristian Fulton	WR	8 Elijah Moore
CB	20 Jackrabbit Jenkins	QB	2 Zach Wilson
S	29 Dane Cruikshank	RB	32 Michael Carter
S	31 Kevin Byard	TE	86 Ryan Griffin

WHERE THE TEAMS RANK IN 2021

2021 OFFENSIVE STATISTICS AND NFL RANKING

OFFENSIVE CATEGORY	TITANS		JETS	
	STAT	(RANK)	STAT	(RANK)
Yards / Game	382.7	(15)	250.0	(30)
Yards / Play	5.42	(18)	4.14	(30)
Rushing Yards / Game	159.3	(4)	80.0	(29)
Rushing Yards / Play	4.83	(7)	3.93	(17)
Passing Yards / Game	223.3	(20)	170.0	(30)
Passing Yards / Play	6.50	(21)	4.86	(30)
Interception Rate	2.91%	(25)	6.67%	(32)
Sacks / Pass Attempt	9.71%	(27)	14.29%	(31)
First Downs / Game	24.7	(4t)	15.0	(32)
Punt Return Avg	12.7	(3)	10.5	(8t)
Kickoff Return Avg	16.1	(29)	23.2	(8)
Field Goals Made	71.43%	(24t)	66.67%	(26t)
3rd Down Pct	42.50%	(12t)	33.33%	(25t)
4th Down Pct	40.00%	(16t)	28.57%	(22t)
Red Zone Pct	53.85%	(20t)	33.33%	(30t)
Goal to Go%	83.33%	(13t)	50.00%	(27t)
Avg Time of Possession	33:27	(4)	28:20	(23)
Points / Game	23.7	(15)	6.7	(32)
Turnover Ratio	-6	(31)	-5	(30)

2021 DEFENSIVE STATISTICS AND NFL RANKING

DEFENSIVE CATEGORY	TITANS		JETS	
	STAT	(RANK)	STAT	(RANK)
Yards / Game	359.3	(15)	328.3	(10)
Yards / Play	6.13	(26)	5.35	(11)
Rushing Yards / Game	100.0	(12)	111.0	(14)
Rushing Yards / Play	4.35	(20)	3.78	(12)
Passing Yards / Game	259.3	(18)	217.3	(10)
Passing Yards / Play	7.78	(25)	7.24	(19)
Interception Rate	1.00%	(22)	0.00%	(29t)
Sacks / Pass Attempt	7.00%	(11)	6.67%	(13)
First Downs / Game	19.3	(8t)	19.0	(7)
Punt Return Avg	12.0	(27)	9.3	(22)
Kickoff Return Avg	14.2	(2)	20.0	(17)
3rd Down Pct	37.84%	(13)	29.73%	(4)
4th Down Pct	100.00%	(28t)	0.00%	(1t)
Red Zone Pct	63.64%	(17t)	33.33%	(1t)
Goal to Go%	57.14%	(7)	42.86%	(3)
Points / Game	28	(25)	23.3	(13)
Point Differential / Game	-4.3	(21)	-16.7	(32)
Yard Differential / Game	23.3	(10)	-78.3	(28)

JETS HEAD COACH ROBERT SALEH

ROBERT SALEH AT A GLANCE

- Regular season record: **0-3**
- Postseason record: **0-0**
- Overall record: **0-3**
- vs. Titans: **0-0**
- on the road vs. Titans: **0-0**
- at home vs. Titans: **0-0**
- vs. Mike Vrabel: **0-0**
- Year as Jets head coach: **1**
- Year as NFL head coach: **1**



Robert Saleh's Assistant Coaching Staff:

Mike Lafleur	Offensive Coordinator
Jeff Ulbrich	Defensive Coordinator
Brant Boyer	Special Teams Coordinator
Miles Austin	Wide Receivers
John Benton	Offensive Line & Run Game Coordinator
Rob Calabrese	Quarterbacks
Matt Cavanaugh	Senior Offensive Assistant
Taylor Embree	Running Backs
Marquand Manuel	Defensive Backs/Safeties
Ron Middleton	Tight Ends
Jake Moreland	Assistant Offensive Line
Tony Oden	Senior Defensive Assistant/Cornerbacks
Nate Ollie	Assistant Defensive Line
Mike Rutenberg	Linebackers
Aaron Whitecotton	Defensive Line
Mack Brown	Offensive Assistant
Michael Ghobrial	Special Teams Assistant
Ricky Manning Jr.	Defensive Assistant
Hayes Pullard	Defensive Assistant
Billy Vandemerkt	Offensive Assistant
Chip Vaughn	Defensive Assistant
Leon Washington	Special Teams Assistant

Robert Saleh was named the head coach of the New York Jets by Vice Chairman **Christopher Johnson** on Jan. 19, 2021.

Now in his 17th season coaching in the NFL, Saleh spent the last four seasons as the defensive coordinator with San Francisco.

Since 2017, his group in San Francisco ranked third in the league in passing yards allowed (211.4), holding opposing quarterbacks to the eighth lowest completion percentage (62.9 percent), while producing Pro Bowl players at linebacker (**Fred Warner**), cornerback (**Richard Sherman**) and defensive line (**Nick Bosa** and **DeForest Buckner**). Bosa was also selected as the 2019 Defensive Player of the Year by the Associated Press.

The last two seasons under Saleh, the 49ers defense led the league in passing defense (188.6), ranking in the top 10 in passer rating allowed (85.8), completion percentage allowed (62.4 percent), tackles for loss (154) and defensive touchdowns (six), while also helping San Francisco advance to Super Bowl LIV.

In 2020, despite an injury-plagued season, Saleh's unit still finished fifth in the league in total defense and fourth in passing defense, getting career seasons from cornerback **Jason Verrett**, who started 13 games after playing in just six total the previous four seasons, and defensive lineman **Kerry Hyder**, who started 14 games after logging more than 450 snaps in a season just once in his five previous years in the league as he become one of just 11 defensive linemen with at least eight sacks, 15 quarterback hits and 40 total tackles.

A key part of the team's Super Bowl LIV run in 2019, Saleh's defense finished second in total defense, first in passing defense and third in third-down defense, while producing 48 sacks, tied for the fifth most in the league, and 28 takeaways, the sixth most.

In Saleh's second season with the 49ers (2018), the defense was one of six to allow fewer net yards per game, rushing yards per game and passing yards per game than they did the previous season.

Coaching linebackers for three seasons in Jacksonville, Saleh oversaw a key part of a Jaguars defense that ranked fifth in passing defense and sixth in opponent rushing average in 2016, and fifth in rushing average allowed in 2015.

Prior to his time in Jacksonville, Saleh spent three seasons in Seattle as a defensive quality control coach, responsible for assisting the defensive staff with day-to-day duties with a focus on the linebackers.

Saleh began his NFL coaching career in Houston as a coaching intern (2005), becoming a defensive assistant (2006-08) and ultimately the linebackers coach (2009-10).

Before his start as an NFL coach, Saleh spent four seasons coaching college football. He began his coaching career at Michigan State (2002) as an offensive assistant/tight ends coach before becoming a defensive assistant/defensive line the following season and then moving on to Central Michigan (2004) and Georgia (2005).

A native of Dearborn, Mich., Saleh attended Northern Michigan University where he started for four years at tight end. He earned his finance degree, beginning a career as a credit analyst before getting into coaching.

TITANS-JETS CONNECTIONS

FORMER TITANS

- The Titans selected Jets wide receiver **Corey Davis** with the fifth-overall pick in the 2017 NFL Draft. He spent four years with the Titans and led the team in total receptions (207), receiving yards (2,851) and receiving first downs (146) in those four years. He scored 11 touchdowns during his time with the Titans.
- Jets special teams assistant **Leon Washington** played for the Titans from 2013-14. He saw action in 21 games and totaled 13 rushes for 57 yards and 22 receptions for 159 yards with two receiving touchdowns. The special teams ace returned 13 punts for 125 yards and 47 kickoffs for 1,219 yards while with the club.
- Jets director of game management **Matt Burke** joined the Titans organization as an administrative assistant from 2004–2005 and was a defensive assistant and quality control coach from 2006–2008.

FORMER JETS

- Titans wide receivers coach **Rob Moore** was drafted by the New York Jets as the first overall pick of the 1990 NFL Supplemental Draft. Moore would go on and play five seasons for the Jets (1990-94) and appeared in 76 games with 73 starts. He recorded 306 receptions for 4,258 yards and 22 touchdowns and was also selected to the Pro Bowl in his final season with the Jets.
- Titans tight end **Anthony Firkser** was originally signed by the Jets as a rookie free agent in 2017.
- Titans safety **Matthias Farley** was with the Jets for two years (2019-20) and saw action in 29 games, making two starts, and totaling 30 tackles.
- Titans kicker **Sam Ficken** (IR) spent the last two seasons on the Jets roster (2019-20). He appeared in 24 games and made 32 of 42 field goals and 35 of 41 extra points, including a career long of 54 yards.
- Titans linebacker **B.J. Bello** (IR) spent the 2019 season with the Jets and appeared in eight games, tallying five tackles for the club.
- Titans inside linebackers coach **Jim Haslett** played linebacker for the Jets in 1987.

TITANS WITH NEW YORK AREA CONNECTIONS

- Titans tight end **Anthony Firkser** is a native of Manalapan, N.J.
- Titans punter **Brett Kern** is a native of Grand Island, N.Y. He was a two-time first-team all-state selection at Grand Island High School and averaged 39 yards per punt as a senior and 42.5 yards per punt as a junior.
- Titans wide receivers coach **Rob Moore** hails from Hempstead, N.Y. He played at Syracuse from 1986–1990 and coached there from 2010–2013.
- Titans offensive line assistant **Jason Houghtaling** is a native of Walton, N.Y. He spent 12 seasons coaching at Wagner College, including 2015–2019 as head coach. He also had coaching stints at Hudson Valley, Cornell and Colgate.
- Titans inside linebackers assistant **Zak Kuhr** coached at Rutgers in 2016.

JETS WITH TENNESSEE AREA CONNECTIONS

- Jets defensive lineman **Bryce Huff** attended the University of Memphis for four years and played in 52 games, with 25 starts and totaling 136 tackles, 18 sacks, four forced fumbles and two fumble recoveries. His 18 sacks tied for sixth all-time at Memphis.
- Jets defensive lineman **Kyle Phillips** (Reserve/PUP) is from Nashville and attended the University of Tennessee (2015-18). He played in 41 games with 20 starts and totaled 114 tackles, 16 tackles for loss and eight sacks.
- Jets assistant defensive line coach **Nate Ollie** spent three years as a graduate assistant at the University of Tennessee (2015-17).
- Jets tackle **George Fant** attended Western Kentucky University.

COACHING CONNECTIONS

- Jets head coach **Robert Saleh**, defensive coordinator **Jeff Ulbrich**, and defensive backs/safeties coach **Marquand Manuel** coached alongside Titans offensive line coach **Keith Carter**, strength and conditioning coach **Mondray Gee**, and defensive line assistant **Kenechi Udeze** at Seattle (2010-14). Carter served as the offensive quality control coach, Gee served in the same role and Udeze served as an assistant defensive line coach. Jets special teams assistant **Leon Washington** played for Seattle during that time as well (2010-12).
- Titans defensive line coach **Terrell Williams** and Jets offensive line/run game coordinator **John Benton** coached together at Miami (2015) and

- both coaches served in their respective roles.
- Titans assistant offensive line coach **Mike Sullivan** served in the same role at Cleveland while Jets special teams coordinator **Brant Boyer** and assistant offensive line coach **Jake Moreland** were both on the roster (2001-03).
- Titans offensive line coach **Keith Carter** coached alongside Jets defensive coordinator **Mike LaFleur**, defensive coordinator **Jeff Ulbrich** and defensive backs/safeties coach **Marquand Manuel** at Atlanta (2015-17). Carter served as an assistant offensive line and running backs coach while LaFleur served as an offensive assistant, Ulbrich served as the linebackers coach, and Manuel served as the secondary coach and defensive coordinator.
- Titans offensive coordinator **Todd Downing** and inside linebackers coach **Jim Haslett** coached at St. Louis while Jets defensive assistant **Ricky Manning Jr.** was on the roster (2008). Downing was a secondary assistant and quality control coach and Haslett was the defensive coordinator and head coach for the team's final 12 games.
- Jets defensive assistant **Ricky Manning Jr.** would also cross paths with Titans strength and conditioning assistant **Mondray Gee** at Seattle (2016-17). Gee served in the same role while Manning Jr. was an assistant defensive backs coach.
- Titans senior defensive assistant **Jim Schwartz** and offensive coordinator **Todd Downing** were on the coaching staff at Detroit while Jets defensive backs/safeties coach **Marquand Manuel** was on the roster (2009). Schwartz served as the head coach and Downing served as the offensive quality control coach for the club. Jets director of game management **Matt Burke** was also on the Lions staff at the time as linebackers coach.
- Titans special teams coordinator **Craig Aukerman** and Jets senior defensive assistant/cornerbacks coach **Tony Oden** coached together in Jacksonville (2012). Aukerman served as the assistant special teams coach and Oden served as the secondary coach.
- Titans senior defensive assistant **Jim Schwartz** coached alongside Jets defensive backs/safeties coach **Marquand Manuel**, assistant defensive line coach **Nate Ollie** and defensive assistant **Hayes Pullard III** at Philadelphia (2019-20).

COACH-PLAYER CONNECTIONS

- Titans running back **Jeremy McNichols** played for San Francisco (2017) while Jets head coach **Robert Saleh**, offensive line/run game coordinator **John Benton**, running backs coach **Taylor Embree** and offensive coordinator **Mike LaFleur** were all a part of the coaching staff.
- Titans kicker **Randy Bullock** was on the Houston roster while Jets offensive line/run game coordinator **John Benton** served as the offensive line coach for the club (2012-13).
- Jets offensive line/run game coordinator **John Benton** served as the offensive line coach for Miami while Titans quarterback **Ryan Tannehill** was on the roster (2014-15). A few years later, Tannehill would cross paths with Jets senior defensive assistant/cornerback coach **Tony Oden** when he was the defensive backs coach for Miami (2018).
- While Titans linebacker **Jayon Brown** was at UCLA, Jets running backs coach **Taylor Embree** and special teams assistant **Michael Ghobrial** were both a part of the Bruins coaching staff (2013).
- Titans wide receiver **Julio Jones** crossed paths with Jets offensive coordinator **Mike LaFleur**, defensive coordinator **Jeff Ulbrich** and defensive backs/safeties coach **Marquand Manuel** when they were all on the coaching staff at Atlanta (2015-18).
- Titans running back **Jeremy McNichols**, tight end **Geoff Swaim** and cornerback **Breon Borders** all played for Jacksonville when Jets tight ends coach **Ron Middleton** served in the same role and linebackers coach **Mike Rutenberg** served as the assistant linebackers coach for the squad (2018-19).
- Titans linebacker **Nick Dzubnar** played alongside Jets defensive assistant **Hayes Pullard** when they were both a part of the Los Angeles Chargers (2017-18).
- Titans cornerback **Breon Borders** played for Buffalo while Jets defensive line coach **Aaron Whitecotton** was on the coaching staff there (2017).
- Titans inside linebackers coach **Jim Haslett** served as the defensive coordinator for Washington while Jets tackle **Morgan Moses** was on the squad (2014).
- Titans senior defensive assistant **Jim Schwartz** served as the defensive coordinator for Philadelphia while Jets running back **Josh Adams** was on the roster (2018).
- Titans offensive line coach **Keith Carter** was an assistant offensive line

TITANS-JETS CONNECTIONS

coach and running backs coach when Jets running back **Tevin Coleman** and safety **Sharrod Neasman** (IR) were on the roster (2015-17).

- Titans strength and conditioning assistant **Mondray Gee** served in the same role for Seattle while Jets tackle **George Fant** was on the roster (2016-18).
- Jets tight end **Ryan Griffin** spent six seasons with Houston (2013-18). During his time there, Titans head coach **Mike Vrabel** served as the linebackers coach before getting promoted to defensive coordinator, Titans strength and conditioning assistant **Brian Bell** served as the strength and conditioning coach, defensive coordinator **Shane Bowen** served as a defensive assistant, secondary coach **Anthony Midgett** served as the team's assistant secondary coach, and quarterbacks coach **Pat O'Hara** served as an offensive assistant.
- Titans inside linebackers coach **Jim Haslett** served as the linebackers coach for Cincinnati while Jets tight end **Tyler Kroft** and defensive lineman **Carl Lawson** (IR) were on the roster (2016-18).

NOTABLE PRO TEAMMATES

- Titans tight end **MyCole Pruitt** with Jets tight end **Daniel Brown** at Chicago...Titans long snapper **Morgan Cox** with Jets tight end **Daniel Brown** and linebacker **C.J. Mosley** at Baltimore...Titans running back **Jeremy McNichols** with Jets safety **Adrian Colbert** at San Francisco...Titans running back **Jeremy McNichols**, tight end **Geoff Swaim** and cornerback **Breon Borders** with Jets wide receiver **Keelan Cole**, linebacker **Quincy Williams**, and safety **Jarrold Wilson** at Jacksonville...Titans wide receiver **Julio Jones** and tackle **Ty Sambrailo** with Jets running back **Tevin Coleman** at Atlanta...Titans

linebacker **Nick Dzubnar** with Jets offensive lineman **Dan Feeney** at Los Angeles Chargers...Titans wide receiver **Josh Reynolds** and guard **Rodger Saffold III** with Jets defensive lineman **John Franklin-Myers** at Los Angeles Rams...Titans center **Ben Jones**, tackle **Kendall Lamm**, offensive lineman **David Quessenberry** and tight end **MyCole Pruitt** with Jets tight end **Ryan Griffin** at Houston...Titans cornerback **Jackrabbit Jenkins** with Jets cornerback **Justin Hardee**, punter **Thomas Morstead** and defensive lineman **Sheldon Rankins** at New Orleans...Titans kicker **Randy Bullock** with tight end **Tyler Kroft** at Cincinnati...Titans cornerback **Breon Borders** with Jets defensive lineman **Shaq Lawson** at Buffalo...Titans cornerback **Breon Borders** with Jets tackle **Morgan Moses** at Washington.

NOTABLE COLLEGE TEAMMATES

- Titans wide receiver **A.J. Brown** with Jets wide receiver **Elijah Moore** at Mississippi...Titans running back **Derrick Henry** and wide receiver **Julio Jones** with Jets linebacker **C.J. Mosley** at Alabama...Titans linebacker **Rashaan Evans** with Jets defensive line **Quinnen Williams** at Alabama...Titans outside linebacker **Harold Landry III** with Jets wide receiver **Jeff Smith** at Boston College...Titans **Breon Borders** with Jets wide receiver **Jamison Crowder** and long snapper **Thomas Hennessy** at Duke...Titans wide receiver **Nick Westbrook-Ikhine** with Jets offensive lineman **Dan Feeney** at Indiana...Titans tackle **Taylor Lewan** with Jets safety **Jarrold Wilson** at Michigan...Titans safety **Matthias Farley** with Jets running back **Josh Adams** at Notre Dame...Titans linebacker **David Long Jr.** with Jets tight end **Trevon Wesco** at West Virginia.

CAREER GAME-BY-GAME STATS VS. THE JETS: TITANS OFFENSE

QUARTERBACKS

Ryan Tannehill (Passing)

Date	Opp	W-L	G/S	Att	Cmp	Pct	Yds	Yd/A	TD	TD%	Int	Int%	Lg	Sk	Lst	Rate
9/23/12	NYJ	L	QB	36	16	44.4	196	5.4	0	0.0	1	2.8	41	0	0	50.2
10/28/12	@ NYJ	W	QB	5	2	40.0	18	3.6	0	0.0	0	0.0	12	1	9	50.4
12/1/13	@ NYJ	W	QB	43	28	65.1	331	7.7	2	4.7	1	2.3	31T	1	3	94.2
12/29/13	NYJ	L	QB	40	20	50.0	204	5.1	1	2.5	3	7.5	25	0	0	42.1
12/1/14	@ NYJ	W	QB	35	25	71.4	235	6.7	0	0.0	1	2.9	25	2	18	77.7
12/28/14	NYJ	L	QB	39	23	59.0	259	6.6	1	2.6	0	0.0	33	7	51	87.4
10/4/15	NYJ	L	QB	44	19	43.2	198	4.5	2	4.5	2	4.5	42	3	31	53.0
11/29/15	@ NYJ	L	QB	58	33	56.9	351	6.0	3	5.2	1	1.7	40	3	30	84.8
11/6/16	NYJ	W	QB	28	17	60.7	149	5.3	1	3.6	0	0.0	24	1	12	86.8
9/16/18	@ NYJ	W	QB	23	17	73.9	168	7.3	2	8.7	0	0.0	29t	4	46	123.1
Totals		5-5	10/10	351	200	57.0	2,109	6.0	12	3.4	9	2.6	42	22	200	75.3

Ryan Tannehill (Rushing)

Date	Opp	W-L	G/S	Att	Yds	Avg	Lg	TD
9/23/12	NYJ	L	QB	3	3	1.0	5	0
10/28/12	@ NYJ	W	QB	0	0	-	-	0
12/1/13	@ NYJ	W	QB	3	22	7.3	18	0
12/29/13	NYJ	L	QB	2	19	9.5	20	0
12/1/14	@ NYJ	W	QB	4	13	3.3	10	0
12/28/14	NYJ	L	QB	0	0	-	-	0
10/4/15	NYJ	L	QB	1	4	4.0	4	0
11/29/15	@ NYJ	L	QB	0	0	-	-	0
11/6/16	NYJ	W	QB	2	-3	-1.5	-1	0
9/16/18	@ NYJ	W	QB	8	44	5.5	20	0
Totals		5-5	10/10	23	102	4.4	20	0

Logan Woodside

Date	Opp	W-L	G/S	Att	Cmp	Pct	Yds	Yd/A	TD	TD%	Int	Int%	Lg	Sk	Lst	Rate
None																
Totals		0-0	0/0	0	0	-	0	-	0	-	0	-	-	0.0	0	-

CAREER GAME-BY-GAME STATS VS. THE JETS: TITANS OFFENSE

RUNNING BACKS

Khari Blasingame (FB)

Date	Opp	W-L	G/S	Rushing					Receiving				
				Att	Yds	Avg	Lg	TD	Rec	Yds	Avg	Lg	TD
None													
Totals		0-0	0/0	0	0	-	-	0	0	0	-	-	0

Derrick Henry

Date	Opp	W-L	G/S	Rushing					Receiving				
				Att	Yds	Avg	Lg	TD	Rec	Yds	Avg	Lg	TD
12/2/18	NYJ	W		10	40	4.0	12	1	2	5	2.5	4	0
Totals		1-0	1/0	10	40	4.0	12	1	2	5	2.5	4	0

Jeremy McNichols

Date	Opp	W-L	G/S	Rushing					Receiving				
				Att	Yds	Avg	Lg	TD	Rec	Yds	Avg	Lg	TD
None													
Totals		0-0	0/0	0	0	-	-	0	0	0	-	-	0

Mekhi Sargent

Date	Opp	W-L	G/S	Rushing					Receiving				
				Att	Yds	Avg	Lg	TD	Rec	Yds	Avg	Lg	TD
None													
Totals		0-0	0/0	0	0	-	-	0	0	0	-	-	0

WIDE RECEIVERS

Cameron Batson

Date	Opp	W-L	G/S	Rec	Yds	Avg	Lg	TD
12/2/18	NYJ	W	WR	1	7	7.0	7	0
Totals		1-0	1/1	1	7	7.0	7	0

A.J. Brown

Date	Opp	W-L	G/S	Rec	Yds	Avg	Lg	TD
None								
Totals		0-0	0/0	0	0	-	-	0

Julio Jones

Date	Opp	W-L	G/S	Rec	Yds	Avg	Lg	TD
10/7/13	NYJ	L	WR	8	99	12.4	46	0
10/29/17	@ NYJ	W	WR	3	74	24.7	53	0
Totals		1-1	2/2	11	173	15.7	53	0

Racey McMath

Date	Opp	W-L	G/S	Rec	Yds	Avg	Lg	TD
None								
Totals		0-0	0/0	0	0	-	-	0

Josh Reynolds

Date	Opp	W-L	G/S	Rec	Yds	Avg	Lg	TD
12/20/20	NYJ	L	WR	2	9	4.5	5	0
Totals		0-1	1/1	2	9	4.5	5	0

Chester Rogers

Date	Opp	W-L	G/S	Rec	Yds	Avg	Lg	TD
12/5/16	@ NYJ	W		0	0	-	-	0
10/14/18	@ NYJ	L	WR	4	55	13.8	21	1
Totals		1-1	2/1	4	55	13.8	21	1

Nick Westbrook-Ikhine

Date	Opp	W-L	G/S	Rec	Yds	Avg	Lg	TD
None								
Totals		0-0	0/0	0	0	-	-	0

TIGHT ENDS

Anthony Firkser

Date	Opp	W-L	G/S	Rec	Yds	Avg	Lg	TD
12/2/18	NYJ	W		3	42	14.0	25	1
Totals		1-0	1/0	3	42	14.0	25	1

Tommy Hudson

Date	Opp	W-L	G/S	Rec	Yds	Avg	Lg	TD
None								
Totals		0-0	0/0	0	0	-	-	0

MyCole Pruitt

Date	Opp	W-L	G/S	Rec	Yds	Avg	Lg	TD
12/2/18	NYJ	W		1	4	4.0	4	0
Totals		1-0	1/0	1	4	4.0	4	0

Geoff Swaim

Date	Opp	W-L	G/S	Rec	Yds	Avg	Lg	TD
None								
Totals		0-0	0/0	0	0	-	-	0

CAREER GAME-BY-GAME STATS VS. THE JETS: TITANS SPECIALISTS

KICKERS

Randy Bullock

Date	Opp	W-L	FGM	FGA	Pct	XPM	XPA	1-19	20-29	30-39	40-49	50+	Lg	KO	TB
12/1/19	NYJ	W	2	3	66.7	2	2	0-0	1-1	0-0	1-2	0-0	47	5	3
Totals		1-0	2	3	66.7	2	2	0-0	1-1	0-0	1-2	0-0	47	5	3

PUNTERS

Brett Kern

Date	Opp	W-L	Num	Blk	Yds	Avg	Lg	TB	In20	NetAvg
11/30/08	@ NYJ	W	5	0	214	42.8	52	0	4	41.4
12/17/12	NYJ	W	10	0	391	39.1	55	1	4	36.4
9/29/13	NYJ	W	7	0	293	41.9	54	0	4	40.9
12/14/14	NYJ	L	6	0	295	49.2	56	0	3	45.3
12/13/15	@ NYJ	L	6	0	289	48.2	55	0	1	42.8
12/2/18	NYJ	W	6	1	266	44.3	53	1	1	34.6
Totals		4-2	40	1	1,748	43.7	56	2	17	39.7

RETURNERS

Cameron Batson

Date	Opp	W-L	PR	FC	Yds	Avg	Lg	TD	KR	Yds	Avg	Lg	TD
12/2/18	NYJ	W	0	0	0	-	-	0	0	0	-	-	0
Totals		1-0	0	0	0	-	-	0	0	0	-	-	0

Chester Rogers

Date	Opp	W-L	PR	FC	Yds	Avg	Lg	TD	KR	Yds	Avg	Lg	TD
12/5/16	@ NYJ	W	2	1	36	18.0	30	0	0	0	-	-	0
10/14/18	@ NYJ	L	0	0	0	-	-	0	0	0	-	-	0
Totals		1-1	2	1	36.0	18	30	0	0	0	-	-	0

CAREER GAME-BY-GAME STATS VS. THE JETS: TITANS DEFENSE

Ola Adeniyi (OLB)

Date	Opp	W-L	G/S	Tackle	Sack	Int	FF	FR
12/22/19	@ NYJ	L		0	0.0	0	0	0
Totals		0-1	1/0	0	0.0	0	0	0

Denico Autry (DL)

Date	Opp	W-L	G/S	Tackle	Sack	Int	FF	FR
11/1/15	NYJ	W		5	1.0	0	0	0
9/17/17	NYJ	W		3	0.5	0	0	0
9/27/20	NYJ	W	DE	5	0.0	0	0	0
Totals		3-0	3/1	15	1.5	0	0	0

Breon Borders (CB)

Date	Opp	W-L	G/S	Tackle	Sack	Int	FF	FR
10/27/19	NYJ	W		1	0.0	0	0	0
Totals		1-0	1/0	1	0.0	0	0	0

Jayon Brown (LB)

Date	Opp	W-L	G/S	Tackle	Sack	Int	FF	FR
12/2/18	NYJ	W	ILB	5	1.0	0	0	0
Totals		1-0	1/1	5	1.0	0	0	0

Kevin Byard (S)

Date	Opp	W-L	G/S	Tackle	Sack	Int	FF	FR
12/2/18	NYJ	W	FS	5	0.0	0	0	0
Totals		1-0	1/1	5	0.0	0	0	0

Dane Cruikshank (DB)

Date	Opp	W-L	G/S	Tackle	Sack	Int	FF	FR
None								
Totals		0-0	0/0	0	0.0	0	0	0

Bud Dupree (OLB)

Date	Opp	W-L	G/S	Tackle	Sack	Int	FF	FR
12/22/19	@ NYJ	L	OLB	6	1.0	0	0	0
Totals		0-1	1/1	6	1.0	0	0	0

Nick Dzubnar (LB)

Date	Opp	W-L	G/S	Tackle	Sack	Int	FF	FR
12/24/17	@ NYJ	W		0	0.0	0	0	0
Totals		1-0	1/0	4	0.0	0	0	0

Rashaan Evans (LB)

Date	Opp	W-L	G/S	Tackle	Sack	Int	FF	FR
12/2/18	NYJ	W	ILB	8	0.0	0	0	0
Totals		1-0	1/1	8	0.0	0	0	0

Caleb Farley (CB)

Date	Opp	W-L	G/S	Tackle	Sack	Int	FF	FR
None								
Totals		0-0	0/0	0	0.0	0	0	0

Matthias Farley (S)

Date	Opp	W-L	G/S	Tackle	Sack	Int	FF	FR
12/5/16	@ NYJ	W		0	0.0	0	0	0
Totals		1-0	1/0	0	0.0	0	0	0

Kristian Fulton (CB)

Date	Opp	W-L	G/S	Tackle	Sack	Int	FF	FR
None								
Totals		0-0	0/0	0	0.0	0	0	0

CAREER GAME-BY-GAME STATS VS. THE JETS: TITANS DEFENSE

Chris Jackson (DB)

Date	Opp	W-L	G/S	Tackle	Sack	Int	FF	FR
None								
Totals		0-0	0/0	0	0.0	0	0	0

Jackrabbit Jenkins (CB)

Date	Opp	W-L	G/S	Tackle	Sack	Int	FF	FR
11/18/12	NYJ	L	CB	4	0.0	0	0	0
11/10/19	@ NYJ	L	CB	4	0.0	0	0	0
Totals		0-2	2/2	8	0.0	0	0	0

Harold Landry III (OLB)

Date	Opp	W-L	G/S	Tackle	Sack	Int	FF	FR
12/2/18	NYJ	W		6	0.0	0	0	0
Totals		1-0	1/0	6	0.0	0	0	0

David Long Jr. (LB)

Date	Opp	W-L	G/S	Tackle	Sack	Int	FF	FR
None								
Totals		0-0	0/0	0	0.0	0	0	0

Elijah Molden (CB)

Date	Opp	W-L	G/S	Tackle	Sack	Int	FF	FR
None								
Totals		0-0	0/0	0	0.0	0	0	0

Larrell Murchison (DL)

Date	Opp	W-L	G/S	Tackle	Sack	Int	FF	FR
None								
Totals		0-0	0/0	0	0.0	0	0	0

Monty Rice (LB)

Date	Opp	W-L	G/S	Tackle	Sack	Int	FF	FR
None								
Totals		0-0	0/0	0	0.0	0	0	0

Derick Roberson (OLB)

Date	Opp	W-L	G/S	Tackle	Sack	Int	FF	FR
None								
Totals		0-0	0/0	0	0.0	0	0	0

Jeffery Simmons (DT)

Date	Opp	W-L	G/S	Tackle	Sack	Int	FF	FR
None								
Totals		0-0	0/0	0	0.0	0	0	0

Teair Tart (DT)

Date	Opp	W-L	G/S	Tackle	Sack	Int	FF	FR
None								
Totals		0-0	0/0	0	0.0	0	0	0

Rashad Weaver (OLB)

Date	Opp	W-L	G/S	Tackle	Sack	Int	FF	FR
None								
Totals		0-0	0/0	0	0.0	0	0	0



REGULAR TITANS LINEUP

OFFENSIVE STARTERS

WR 2-Julio Jones (6-3, 220, 11th Year/1st with Titans, Alabama) - The Titans traded for Jones during the 2021 offseason, adding Atlanta's all-time leader in catches (848), receiving yards (12,896) and 100-yard receiving games (58). His 60 touchdowns were second in Falcons annals, and his 95.5 receiving yards per game through 2020 ranked first in NFL history.

	G	GS	Rec	Yds	Avg	Lg	TD
2021	3	3	12	204	17.0	51	0
Career	138	137	860	13,100	15.2	81t	60

TE 87-Geoff Swaim (6-4, 260, 6th year/2nd with Titans, Texas) - Swaim was signed as a free agent in 2020 after previous stints with the Cowboys (2015-18) and Jaguars (2019). He was a seventh-round pick with Dallas in 2015.

	G	GS	Rec	Yds	Avg	Lg	TD
2021	3	3	5	37	7.4	26	0
Career	56	31	62	521	8.4	43	2

LT 77-Taylor Lewan (6-7, 309, 8th Year/8th with Titans, Michigan) - The team's first-round pick in 2014 (11th overall) was voted to the Pro Bowl each season from 2016-18. He was limited to five games in 2020 after landing on injured reserve due to a knee injury.
2021 G/GS: 2/2, Career G/GS: 92/87

LG 76-Rodger Saffold III (6-5, 325, 12th Year/3rd with Titans, Indiana) - The former second-round pick was signed in 2019 as an unrestricted free agent from the Rams. In his first two seasons in Tennessee, he started all but one contest at left guard.
2021 G/GS: 3/3, Career G/GS: 148/145

C 60-Ben Jones (6-3, 308, 10th Year/6th with Titans, Georgia) - Added as an unrestricted free agent in 2016, the former fourth-round pick played four previous seasons with the Houston Texans. He started 79 of 80 possible games during his first five seasons in Tennessee.
2021 G/GS: 3/3, Career G/GS: 146/125

RG 64-Nate Davis (6-3, 316, 3rd Year/3rd with Titans, Charlotte) - The 2019 third-round pick started 12 contests at right guard as a rookie and followed with 16 starts in his second season.
2021 G/GS: 3/3, Career G/GS: 32/31

RT 72-David Quessenberry (6-5, 305, 3rd Year/3rd with Titans, San Jose State) - The former sixth-round pick entered the NFL with Houston in 2013. After battling non-Hodgkin's lymphoma, he spent most of 2017-19 on the practice squads of the Texans and Titans (2018-19) before getting his first starting opportunity during the 2020 campaign.
2021 G/GS: 3/3, Career G/GS: 21/9

WR 80-Chester Rogers (6-0, 184, 5th Year/1st with Titans, Grambling State) - The former undrafted rookie caught 111 passes for 1,221 yards in four seasons with the Colts before stints with Miami and Tennessee in 2020.

Receiving	G	GS	Rec	Yds	Avg	Lg	TD
2021	3	0	7	90	12.9	39	1
Career	56	22	118	1,311	11.1	61t	6

Returns	PR	FC	Yds	Avg	Lg	TD	KR	Yds	Avg	Lg	TD
2021	6	3	76	12.7	18	0	7	114	16.3	19	0
Career	66	65	627	9.5	51	0	12	156	13.0	19	0

WR 11-A.J. Brown (6-1, 226, 3rd Year/3rd with Titans, Mississippi) - The second-round pick became the 11th NFL player to reach 1,000 receiving yards in each of his first two NFL seasons. He was selected to the Pro Bowl in 2020 after leading the team with 70 receptions, 1,075 receiving yards and 11 touchdown catches.

	G	GS	Rec	Yds	Avg	Lg	TD
2021	3	3	7	92	13.1	19	1
Career	33	26	129	2,218	17.2	91t	20

QB 17-Ryan Tannehill (6-4, 217, 10th Year/3rd with Titans, Texas A&M) - Acquired via trade from Miami in 2019, Tannehill led the Titans to two consecutive playoff appearances. From the time he took over as the Titans' starter in 2019 through 2020, his 111.3 passer rating ranked third in the NFL. His 40 total touchdowns (33 passing, seven rushing) in 2020 set a franchise record.

	G	GS	Att	Cmp	Pct	Yds	TD	Int	Lg	Sk	Rate
2021	3	3	102	66	64.7	756	4	3	51	10	87.7
Career	119	117	3,780	2,411	63.8	27,751	182	91	91t	313	91.8

RB 22-Derrick Henry (6-3, 247, 6th Year/6th with Titans, Alabama) - The 2016 second-round pick and former Heisman winner claimed his second consecutive NFL rushing title in 2020 with 2,027 yards (fifth all-time). He won AP Offensive Player of the Year honors and his second consecutive Pro Bowl berth. No player had more rushing yards (4,626) or touchdowns (45) than Henry from 2018 to 2020.

	G	GS	Att	Yds	Avg	Lg	TD	Rec	Yds	Avg	Lg	TD
2021	3	3	80	353	4.4	60t	3	12	105	8.8	15	0
Career	81	50	1,262	6213	4.9	99t	58	88	797	9.1	75t	3

OFFENSIVE RESERVES

FB 41-Khari Blasingame (6-0, 233, 3rd Year/3rd with Titans, Vanderbilt) - Originally an undrafted free agent with the Vikings, he was signed by the Titans off Minnesota's practice squad during the 2019 campaign.

	G	GS	Att	Yds	Avg	Lg	TD	Rec	Yds	Avg	Lg	TD
2021	2	1	0	0	-	-	0	0	0	-	-	0
Career	23	11	0	0	-	-	0	8	93	11.6	24	0

C/G 62-Aaron Brewer (6-1, 295, 2nd Year/2nd with Titans, Texas State) - As an undrafted rookie, he appeared in 12 games with one start. He recorded 47 starts in college, including starts at all five offensive line positions.
2021 G/GS: 2/0, Career G/GS: 14/1

TE 86-Anthony Firkser (6-2, 246, 4th year/4th with Titans, Harvard) - The former undrafted free agent joined the Titans in 2018 after previous stints with the Jets and Chiefs. He appeared in a career-high 16 games in 2020.

	G	GS	Rec	Yds	Avg	Lg	TD
2021	1	0	3	19	6.3	11	0
Career	44	2	75	835	11.1	45	3

T 71-Kendall Lamm (6-5, 310, 7th Year/1st with Titans, Appalachian State) - Lamm was originally a rookie free agent with Houston in 2015. He played in 74 total games (27 starts) with Houston and Cleveland before arriving in Tennessee as a free agent in 2021.
2021 G/GS: 3/0, Career G/GS: 77/27

RB 28-Jeremy McNichols (5-9, 205, 2nd Year/2nd with Titans, Boise State) - Originally a fifth-round pick by Tampa Bay in 2017, McNichols also has spent time with San Francisco, Indianapolis, Denver and Jacksonville. He appeared in all 16 games in 2020 and rushed for 204 yards.

	G	GS	Att	Yds	Avg	Lg	TD	Rec	Yds	Avg	Lg	TD
2021	3	0	5	18	3.6	8	0	7	60	8.6	12	1
Career	23	0	54	226	4.2	20	1	19	115	6.1	12	1

WR 18-Josh Reynolds (6-3, 196, 5th Year/1st with Titans, Texas A&M) - Reynolds was signed as an unrestricted free agent in 2021 after collecting 113 receptions for 1,450 yards and nine touchdowns in four seasons with the Rams. He was a fourth-round pick in 2017.

	G	GS	Rec	Yds	Avg	Lg	TD
2021	1	0	0	0	0.0	-	0
Career	65	24	113	1,450	12.8	40t	9

T 70-Ty Sambrailo (6-5, 311, 7th Year/2nd with Titans, Colorado State) - The former second-round pick spent his first five NFL seasons with the Broncos (2015-16) and Falcons (2017-19). He started five games for the Titans at left tackle in 2020 before his season was ended due to injury.
2021 G/GS: 3/1, Career G/GS: 70/19

WR 15-Nick Westbrook-Ikhine (6-2, 211, 2nd Year/2nd with Titans, Indiana) - The former undrafted rookie appeared in 14 games with one start in 2020. He caught three passes and also played extensively on special teams.

	G	GS	Rec	Yds	Avg	Lg	TD
2021	3	1	6	69	11.5	18t	1
Career	17	2	9	102	11.3	19	1

QB 5-Logan Woodsie (6-1, 213, 2nd Year/2nd with Titans, Toledo) - Originally a seventh-round draft pick with Cincinnati in 2018, he initially joined the Titans practice squad in 2018. After spending 2019 on the practice squad/injured list, he appeared in six games in 2020 as Ryan Tannehill's understudy.

	G	GS	Att	Cmp	Pct	Yds	TD	Int	Lg	Sk	Rate
2021	0	0	0	0	-	0	0	0	-	0	-
Career	6	0	3	1	33.3	7	0	0	7	0	42.4

GAME PREVIEW

TEAM NOTES

PLAYER NOTES

MEDIA

STATISTICS

ROSTERS

LAST WEEK VS. THE COLTS

Week 3: Titans 25, Colts 16 Sunday, Sept. 26, 2021 • 12:00 p.m. CT • Nissan Stadium



In Week 3 of the 2021 season, the Titans hosted the Colts for a divisional matchup at home. Tennessee won by a score of 25-16.

The Titans got on the board in the first quarter with an 11-play, 71-yard scoring drive. QB **Ryan Tannehill** ran for a 17-yard first down, connected with WR **Julio Jones** for a 15-yard reception on fourth down, and RB **Derrick Henry** added a 19-yard carry to move the chains. The drive culminated in Tannehill hitting WR **Chester Rogers** for a six-yard score and an early 7-0 Titans lead.

Later in the first quarter, Tannehill was intercepted by Colts LB **Darius Leonard** who returned the ball four yards to the Indianapolis 47-yard line. Indianapolis capitalized on the turnover as Colts RB **Nyheim Hines** ran in a nine-yard score, 7-7.

On the ensuing Titans possession, Jones contributed two catches for 32 yards, and Henry added three carries for 20 yards, moving the sticks and allowing Tannehill to toss an 18-yard touchdown pass to WR **Nick Westbrook-Ikhine**. The Titans pulled ahead, 14-7. Later in the second quarter, the Titans committed a second turnover as Tannehill was intercepted by Colts CB **Kenny Moore II** who returned the ball 32 yards. Indianapolis capitalized on the interception and tacked on a 43-yard field goal to make it a 14-10 game heading into halftime.

In the third quarter, Indianapolis drove into the red zone but the Titans defense held the Colts to a 28-yard field goal to make it a 14-13 game.

Leading by one point in the fourth quarter, the Titans constructed a five-play, 59-yard scoring drive that culminated in Tannehill throwing a 10-yard touchdown pass to RB **Jeremy McNichols** on third-and-goal. Head Coach **Mike Vrabel** elected to go for two to make it a two-score game, and the attempt was successful as Henry barreled into the end zone for a 22-13 advantage. On the ensuing Indianapolis possession, Colts QB **Carson Wentz** connected with Colts WR **Zach Pascal** for a 27-yard gain, and Hines for a 36-yard pass, to put Indianapolis in field goal range. Colts K **Rodrigo Blankenship** converted a 24-yard field goal to bring it back to a one-score game, 22-16.

The Titans took over and strung together a 14-play, 67-yard scoring drive that elapsed over seven minutes. Henry accounted for 27 all-purpose yards, and Westbrook-Ikhine and TE **MyCole Pruitt** contributed first-down receptions. Ultimately, K **Randy Bullock** successfully made a 32-yard field goal to make it 25-16, and Tennessee preserved the score to seal a division win at home.

SCORING

	1	2	3	4	Final
Indianapolis	0	10	3	3	16
Tennessee	7	7	0	11	25

TEAM	SCORING PLAY	TIME
Titans	C.Rogers 6 yd. pass from R.Tannehill (R.Bullock kick)	1-6:34
Colts	N.Hines 9 yd. run (R.Blankenship kick)	2-10:19
Titans	N.Westbrook-Ikhine 18 yd. pass from R.Tannehill (R.Bullock kick)	2-5:56
Colts	R.Blankenship 43 yd. Field Goal	2-0:00
Colts	R.Blankenship 28 yd. Field Goal	3-6:26
Titans	J.McNichols 10 yd. pass from R.Tannehill (D.Henry run)	4-12:56
Colts	R.Blankenship 24 yd. Field Goal	4-10:20
Titans	R.Bullock 32 yd. Field Goal	4-2:58

Missed FGs: R. Blankenship 51WR
Attendance: 67,914
Time of Game: 3:01
Weather: 72°, Sunny, Wind SW 2 mph
Referee: Bill Vinovich

[CLICK TO WATCH HIGHLIGHTS](#)



TEAM STATISTICS

	Colts	Titans
TOTAL FIRST DOWNS	19	24
THIRD DOWN EFFICIENCY	3-12-25.0%	6-12-50.0%
FOURTH DOWN EFFICIENCY	2-2-100.0%	1-1-100.0%
TOTAL NET YARDS	265	368
Plays - Avg.	57-4.6	65-5.7
NET YARDS RUSHING	87	180
Rushes - Avg.	18-4.8	37-4.9
NET YARDS PASSING	178	188
Sacks - Yards Lost	2-16	1-9
PASS ATT-COMP-INT	37-19-0	27-18-2
PUNTS - Avg.	4-49.3	1-42.0
Net Punting Average	38.3	42.0
PUNT RETURNS - Yards	0-0	3-44
KICKOFF RETURNS - Yards	2-33	2-31
INTERCEPTIONS - Yards	2-36	0-0
PENALTIES Number and Yards	4-66	4-24
FUMBLES Number and Lost	1-0	1-1
TOUCHDOWNS	1	3
EXTRA POINTS Made-Attempts	1-1	3-3
RED ZONE EFFICIENCY	1-3-33%	3-5-60%
GOAL TO GO EFFICIENCY	0-2-0%	2-2-100%
SAFETIES	0	0
GIVEAWAYS	0	3
TAKEAWAYS	3	0
TIME OF POSSESSION	25:54	34:06

COLTS STARTERS

OFFENSE		DEFENSE	
WR 1	P.Campbell	DE 51	K.Paye
TE 84	J.Doyle	NT 90	G.Stewart
LT 79	E.Fisher	DT 99	D.Buckner
LG 56	Q.Nelson	DE 97	A.Muhammad
C 78	R.Kelly	WLB 53	D.Leonard
RG 64	M.Glowinski	MLB 58	B.Okereke
RT 73	J.Davenport	CB 27	X.Rhodes
WR 14	Z.Pascal	CB 26	R.Ya-Sin
WR 11	M.Pittman	FS 32	J.Blackmon
QB 2	C.Wentz	SS 37	K.Willis
RB 28	J.Taylor	CB 23	K.Moore

TITANS STARTERS

OFFENSE		DEFENSE	
WR 2	J.Jones	DE 96	D.Autry
TE 87	G.Swaim	NT 93	T.Tart
LT 77	T.Lewan	DT 98	J.Simmons
LG 76	R.Saffold	DB 35	C.Jackson
C 60	B.Jones	ILB 51	D.Long
RG 64	N.Davis	ILB 54	R.Evans
RT 72	D.Quessenberry	OLB 58	H.Landry
WR 11	A.Brown	CB 20	J.Jenkins
QB 17	R.Tannehill	S 31	K.Byard
RB 22	D.Henry	CB 26	K.Fulton
WR 15	N.Westbrook-Ikhine	S 29	D.Cruikshank

COLTS INDIVIDUAL STATISTICS

Rushing	Att	Yds	Avg	Lg	TD
J.Taylor	10	64	6.4	23	0
N.Hines	6	25	4.2	9	1
M.Pittman	1	5	5.0	5	0
A.Dulin	1	-7	-7.0	-7	0
Total	18	87	4.8	23	1

Passing	Att	Cmp	Yds	TD	Lg	IN	Rt
C.Wentz	37	19	194	0	36	0	66.7
Total	37	19	194	0	36	0	66.7

Receiving	No	Yds	Avg	Lg	TD
M.Pittman	6	68	11.3	18	0
N.Hines	5	54	10.8	36	0
Z.Pascal	2	31	15.5	27	0
M.Alie-Cox	2	14	7.0	11	0
P.Campbell	2	9	4.5	5	0
J.Doyle	1	10	10.0	10	0
J.Taylor	1	8	8.0	8	0
Total	19	194	10.2	36	0

Interceptions	No	Yds	Avg	Lg	TD
K.Moore	1	32	32.0	32	0
D.Leonard	1	4	4.0	4	0
Total	2	36	18.0	32	0

Leading Tacklers (Press Box Totals)
 J. Blackmon 11-11-0; B. Okereke 8-6-2; K. Moore 7-7-0

Sacks: B. Okereke 1
FF: R. Ya-Sin 1
FR: R. Ya-Sin 1

TITANS INDIVIDUAL STATISTICS

Rushing	Att	Yds	Avg	Lg	TD
D.Henry	28	113	4.0	19	0
R.Tannehill	5	56	11.2	28	0
J.McNichols	2	6	3.0	5	0
A.Brown	1	3	3.0	3	0
M.Sargent	1	2	2.0	2	0
Total	37	180	4.9	28	0

Passing	Att	Cmp	Yds	TD	Lg	IN	Rt
R.Tannehill	27	18	197	3	26	2	94.2
Total	27	18	197	3	26	2	94.2

Receiving	No	Yds	Avg	Lg	TD
N.Westbrook-Ikhine	4	53	13.3	18	1
J.Jones	3	47	15.7	25	0
D.Henry	3	31	10.3	14	0
G.Swaim	3	27	9.0	26	0
C.Batson	1	13	13.0	13	0
J.McNichols	1	10	10.0	10	1
M.Pruitt	1	7	7.0	7	0
C.Rogers	1	6	6.0	6	1
T.Hudson	1	3	3.0	3	0
Total	18	197	10.9	26	3

Interceptions None

Leading Tacklers (Press Box Totals)
 D. Long 8-5-3; R. Evans 8-4-4; D. Cruikshank 6-4-2

Sacks: O. Adeniyi 1.5; H. Landry 0.5
FF: None **FR:** None

GAME PREVIEW

TEAM NOTES

PLAYER NOTES

MEDIA

STATISTICS

ROSTERS

NOTES FROM LAST WEEK'S GAME

TEAM NOTES

- For the third time in four seasons under head coach **Mike Vrabel**, the Titans won two of their first three games of the season.
- The win gave the Titans four consecutive wins in AFC South games dating back to 2020.
- The announced paid attendance was 67,914, the largest announced crowd for a game at Nissan Stadium since 68,864 fans were announced for the Titans-Chiefs game on Nov. 10, 2019.
- The Titans overcame a minus-three turnover margin to defeat the Colts. It was the team's first time to lose the turnover battle by three or more and win the game since Oct. 7, 2007, when they won against the Atlanta Falcons with a minus-three differential.
- The Titans outgained the Colts 368 yards to 265 yards, including 180 rushing yards by the Titans to the 87 by the Colts.
- The Titans' six total punts in 2021 are tied for the fewest in franchise history through three games and the fewest since the Oilers had six punts during the first three games of 1992.

TEAM NOTES – OFFENSE

- The Titans had nine different players catch at least one pass and five different players record at least one rushing attempt.
- The Titans offense converted half of its attempts on third down, going six-of-12. On the season the unit has converted 17 of 40 attempts (42.5 percent). They added a conversion on their only fourth-down attempt against the Colts.
- The Titans won the time-of-possession battle 34:06 to 25:54. The Titans, who had a 42:33 time of possession in Week 2 at Seattle, now have a season average of 33:27 through three games.

TEAM NOTES – DEFENSE

- The Titans defense allowed only 265 net yards against the Colts, the lowest output by a Titans opponent since the defense allowed 260 yards at the New York Giants on Dec. 16, 2018.
- The Titans defense limited the Colts to three conversions on 12 third-down attempts. The 25 percent third-down rate was the best for the Titans defense since Nov. 8, 2020 against Chicago (13.3 percent; 2-15).
- The Titans defense limited the Colts to one touchdown on three trips inside the red zone. Additionally, the Colts did not reach the end zone on either of their goal-to-go possessions.

OLB OLA ADENIYI

- Established career highs with 1.5 sacks and four tackles.
- Recorded his second consecutive game with a sack, taking down **Carson Wentz** for a six-yard loss in the second quarter. He later shared a 10-yard sack with **Harold Landry III** in the third quarter.

K RANDY BULLOCK

- Booted a 32-yard field goal in the fourth quarter and made both extra points during the game.

S DANE CRUIKSHANK

- Registered his first career start at safety and set a career high with six tackles.

ILB RASHAAN EVANS

- Tied for the team lead with eight tackles, including a tackle for loss.

RB DERRICK HENRY

- Recorded 28 rushing attempts for 113 yards and added three receptions for 31 yards. It was his 25th career 100-yard rushing game, including regular season and playoffs, and his second consecutive game to reach the 100-yard rushing mark.
- Registered his sixth consecutive divisional game with at least 100 rushing yards, dating back to the 2020 season. He is now averaging 97.6 rushing yards per divisional game during his career, which is second in NFL history (**Barry Sanders**) among players with at least 30 career divisional games.
- Registered a 19-yard run in the first quarter to set up a touchdown three plays later.
- Rushed for a two-point conversion in the fourth quarter. It was his second career two-point conversion.
- With 7,010 career scrimmage yards (6,213 rushing and 797 receiving), he passed **Ken Burrough** (6,965) for the sixth-highest total in franchise history.
- In a two-week span, Henry produced 381 scrimmage yards on 72 scrimmage touches. He had 144 yards on 31 scrimmage touches against the Colts after compiling 237 yards on 41 scrimmage touches in Week 2 at Seattle.

WR JULIO JONES

- Totaled three receptions for 47 yards, including a 25-yard catch in the second quarter.
- Extended his streak to 130 consecutive individual games with at least one reception.
- With 13,100 career receiving yards, he passed **Steve Largent** (13,089 yards) for 18th place on the NFL's career leaderboard.

OLB HAROLD LANDRY III

- Shared a 10-yard sack with **Ola Adeniyi** in the third quarter. It gave him 1.5 sacks in 2021 and 20.5 career sacks.
- Totaled four tackles in the contest.
- Appeared in his 50th career game. In doing so, he joined **Jevon Kearse** as the only players to get at least 20 sacks for the organization in their first 50 NFL games since individual sacks became an official statistic in 1982.

ILB DAVID LONG JR.

- Started and tied for the team lead with eight tackles, including a tackle for loss.



NOTES FROM LAST WEEK'S GAME

**RB JEREMY McNICHOLS**

- Totaled one reception for a 10-yard touchdown, two rushing attempts for six yards, and two kickoff returns for 31 yards.
- Caught a 10-yard touchdown pass from **Ryan Tannehill** in the fourth quarter. It was his first career touchdown reception (second overall touchdown).

WR CHESTER ROGERS

- Caught a six-yard touchdown pass from **Ryan Tannehill** in the first quarter. It was his first touchdown reception in a Titans uniform and his sixth career touchdown catch.
- Totaled 44 yards on three punt returns, including returns of 12 yards and 18 yards in the first quarter and 14 yards in the third quarter.

TE GEOFF SWAIM

- Totaled three receptions for 27 yards, including a 26-yard catch in the second quarter.

QB RYAN TANNEHILL

- Completed 18 of 27 passes for 197 yards with three touchdowns and two interceptions for a passer rating of 94.2. It was his 24th career game with at least three touchdown passes.
- Tied his career high with 56 rushing yards on five attempts. He converted a third down with a 17-yard run in the first quarter and added a 28-yard run in the third quarter. The last time he had 56 rushing yards was as a member of the Miami Dolphins at Pittsburgh on Dec. 8, 2013.
- All three touchdown passes were delivered to players with whom he had never previously connected for a touchdown: a six-yard touchdown pass to wide receiver **Chester Rogers** in the first quarter, an 18-yarder to wide receiver **Nick Westbrook-Ikhine** in the second quarter and a 10-yarder to running back **Jeremy McNichols** in the fourth quarter.

WR NICK WESTBROOK-IKHINE

- Established career highs and led the team with four receptions for 53 yards, including a touchdown.
- Scored his first career touchdown on an 18-yard pass from **Ryan Tannehill** in the second quarter.
- Drew a 30-yard pass interference penalty in the fourth quarter to help set up a touchdown three plays later.

SELECT TITANS POSTGAME QUOTES

SUNDAY, SEPT. 26, 2021

HEAD COACH MIKE VRABEL

(on how challenging it is to win when the team turns the ball over three times)

Almost impossible. I would say almost impossible to be able to win that way. We had a lot of contributions from guys that we normally – that play for us but don't play quite as much, and so proud of that. But we have to take care – we've got to find a way to turn the football over, too. That's another thing. It's hard to play that way. And they're playing well and through third down and everything they're playing hard. It's just hard to play defense with playing three games and getting one turnover.

(on if today is an example of finding a way to win despite injuries and turnovers)

Proud of those that stepped up to win, (Breon) Borders, threw it, had (the ball thrown) to him twice, didn't catch a ball, Nick Westbrook-Ikhine going in there. Jeremy (McNichols) with a huge catch, and obviously disappointed with maybe a couple of plays early in the game. But then came back, Pru (MyCole Pruitt) popped in there, had a huge third-down conversion. Could go on and on. And Ola (Adeniyi) and some of these other guys that played for us. And just proud that they know what to do when they go in there they try to play fast and aggressive.

(on the decision to attempt a two-point conversion)

Try to go up two scores, you know? Try to make it nine, right?

(on if it was an easy decision to go for two)

You don't have a whole lot of time -- we were thinking about going for it. We

thought if we scored we were going to go for two there.

(on the Colts maintaining pace)

Well, we battled and these guys, I give them a lot of credit. This is not an easy team. They don't go away. They've got great character. Very aware of that. Talked about that all week. That they weren't going to go away and they were going to compete and fight. And so, I give our guys credit. I like to think that's who we are too.

(on the performance of quarterback Ryan Tannehill guiding the team to victory without the receivers who typically start)

He made some plays with his legs today. Made some really huge plays with his legs. And that four-minute play on the edge there for him to get the first down, to give himself up in-bounds, really impressive. And that's why you win, because you've planned those and you've talked about them and communicated, and ultimately the players go out and execute on the field.

(on wide receiver Julio Jones not participating in the game as time went on)

I think as this thing played out, tried to manage where he's at and understand that what the type of game that we thought the end of the game was going to be. And those guys were going in there trying to dig safeties out. We'll keep looking at those guys, and there's a lot of guys that are going to need some rest this week. A lot of guys. They played a hard, physical game. And hopefully we can be ready to go when we head up to New York.

(on the importance of outside linebackers Ola Adeniyi and Harold Landry winning off the edge)

Yeah, it would be great. It's called pass rush. Go back – pass rush experts. You guys should be able to identify that pretty well. Good to have guys

SELECT TITANS POSTGAME QUOTES

winning.

(on the reason behind outside linebacker Bud Dupree not playing)
Unavailable. Was there for an emergency.

(on Ryan Tannehill sliding late on a rush)
I think we have to use great decision. I think Ryan (Tannehill), just got to use great decisions. That's what I told him.

(on if Ryan Tannehill hurt his shoulder after being tackled while rushing)
I don't remember what it was.

(on if Julio Jones was injured)
Again, we've been through these with players and their health. Trying to manage the season, the way the game was going, we felt it was best to do.

(on getting significant contributions from lesser-known players)
Whether it's Dane (Cruikshank) going in there for the first time, Elijah Molden playing, Ola (Adeniyi), Tory Carter got his first action. Just some guys that maybe you hadn't heard of and that aren't household names, but guys that we have confidence in. They're on the roster. We have confidence in them that they can go out there and do their job and execute and help us win, and that's going to be from now until certainly the end of this season. As long as we're here, we're going to believe in that because that's what happens. It's a long season. Things come up. Things happen. Guys are unavailable. And then all of a sudden they're back in and then they're down. So everybody just has to be ready to go and be able to understand the gameplan and what's going to be asked of them.

(on the turnovers today)
Threw it into a pep rally, tried to catch it with our shoulder pads and then the second guy coming in on Nick (Westbrook-Ikhine). We've got to take care of the football and figure out a way to take it away. There's some techniques. There's some decisions that go into these things and there's some technique that's involved.

(on the importance of advancing to 2-1 while causing the Colts to go 0-3)
Very important. Finally got a little bit of momentum coming back here from Seattle, back at home, division. Can put some space in between us and them and obviously take a look, see where Jacksonville and Houston are. But these games are difficult. These games are tough against Indianapolis. And give them a lot of credit, but I felt like our guys were better in the end.

(on if the team was expecting to face Colts quarterback Carson Wentz today)
We're just going to be ready for whoever is on their roster. They felt like he could go. But we had prepared for, I guess, all three. We're going to probably do similar stuff. They've got a couple of loose plays, but we've got to be better on some screens and a few plays, but I felt like they played hard. I felt they did a nice job on third down.

QUARTERBACK RYAN TANNEHILL

(on winning the game even though the team had three turnovers)
I will take a win no matter what. That is why we are here, find a way to win. Obviously, we have some things to clean up, but we found a way to win and that is why we are here.

(on the defense being able to pick the offense up after a turnover)
They made some huge plays. You look at some big stops they made, really consistently throughout the game. Putting pressure on the quarterback, being disruptive, and I thought they went out and played a really good game. They obviously picked us up. Then there at the end, made a huge stop to force an extremely long field goal. I am proud of those guys and the way they battled today.

(on what he says to the receivers that came in due to injury)
Play fast, play decisive, and take advantage of the opportunity. Those guys were out there battling, I had a lot of experience throwing them the ball throughout training camp and been here a few years. Feel really good about those guys stepping into the huddle and have a lot of confidence in what

they can do.

(on if the gameplan was to utilize so many rollouts and quarterback runs)
I know at least a couple of them were rollout passes and I just saw covered receivers and some space. Really when you call those, you are thinking you are going to get an opportunity to, down the field, to stretch the defense, but I felt some space and tried to take advantage of it.

(on not sliding at the end of his runs and if head coach Mike Vrabel talked to him about it)
I got some words from (Mike) Vrabel, and I am sure I will get more tomorrow when we are watching the tape. I try not to take any big hits, try to be smart with it. If I can get on the edge or the shoulder and it is not going to be a big hit, then I am all right with it. Definitely don't want to take one square. I think that second one he caught me pretty square, and I definitely should have slid that tape. You look at those, and then the last run on the sidelines, trying to just get the first down and stay in bounds there so really didn't think a slide was a good option there.

(on having the opportunity to put his shoulder down and make a hit while running the ball)
I think I was just protecting myself. I don't know if I was trying to punish anybody. If it is third-and-one and I am running down at the line of scrimmage or close to the goal line, that is when I think about lowering a shoulder and trying to get that tough yardage. For the most part, just trying to get on an edge and not take a big hit.

(on the early turnover and if it is a situation where he can't dwell on it)
Yeah, no doubt. We had a miscommunication there with our receivers. Like I say every week, no matter good or bad you have to be able to flush the play and move on to the next one. We weren't on the same page there and it hurt us. We can't dwell on it, it was early in the game, defense played well, kept us in it, and a lot of football to play so you can't dwell on any one bad play.

(on what happened on the first interception)
We had two guys right down the middle, and just weren't on the same page.

(on this team being able to pull out a win in close games)
Most games in the NFL come down to the fourth quarter. That is just the reality. It is a very competitive league and most games are going to come down to the fourth quarter. We have to find a way and believe that we can find a way to win those tough games. Whether we are behind trying to get the go-ahead score, or today where we are ahead and trying to tack on points to make it a two-score game again. We have a lot of confidence in each other. We talked about it, we realize these games are going to be tough battles. Finishing is huge, finishing every play, and finishing the game. It is something that is a pillar of our program, and we believe in it.

(on deciding to go for the two-point conversion and succeeding)
That was a huge play. Took it to a two-score game there, I think that was early in the fourth quarter and just put pressure on them. I like the call, I felt really good about it. We were able to push the whole D-line pretty much into the end zone and Derrick (Henry) got in. Huge play for us right there.

(on finding a way to win through all the adversities)
We are going to face adversity every week. Hopefully, it isn't turnovers, but we are going to get stuffed, going to have a three-and-out, we are going to have a play that is not executed well. We have to find a way to battle through that, to stick together, believe in each other and go out and find a way to execute the next time we are on the field. I think that belief is building. We have to continue to work at it and clean things up. If we can have that belief in each other and that confidence that we can fight through adversity, and the more times we actually do it on Sundays, it builds that confidence.

(on if running back Jeremy McNichols was the first read on the touchdown pass)
That is kind of coverage dictated. I think when we called it, we didn't think it was going to end up going to him. They sank out underneath and I was able to give him a shot there in the flat. We really called that to try and get it to one of the receivers on the other side but tried to take what the defense gave me there, and he was open and I got it to him. He showed his speed,

SELECT TITANS POSTGAME QUOTES

catching it smoothly, and getting up field for the score. That was a huge play that really busted the game for us.

(on getting the win and taking control of the division)

It is huge, coming back home after a tough loss last time we were here. Obviously, go out and get a win on the road last week and need to start building that momentum, stacking wins and build that confidence as we move forward throughout the season. It was a big opportunity for us today and glad we could come out with the win.

(on Colts quarterback Carson Wentz battling through two sprained ankles to play in today's game)

Sprained ankles suck, I have had them before, and they are no fun. Sometimes you just have to battle through those things.

(on his relationship with wide receiver Julio Jones continuing to grow)

It has been good, the more reps we get, the more it improves. I have a ton of confidence in what he has done so far. We are making plays in practice together and we have seen it last week in the game, so I feel really confident throwing him the ball.

RUNNING BACK DERRICK HENRY

(on his performance today)

How did I perform? We won, that is all that matters.

(on the players that stepped up in today's game)

It was great. That just shows their preparation throughout the week, coming out there and stepping in and making plays when we needed them. All the credit goes to them.

(on winning the game with three turnovers)

It is always tough to get a win when you have three turnovers, but we stayed with it and battled. Guys made plays when they needed to be made and it is great to come out with a win against a divisional opponent. It is always tough to play against the Colts, they fight till the end, so it was great to get a win today.

(on the play where he and Colts linebacker Darius Leonard collided)

What do you want to know about that? I mean, I caught the ball, got up field and tried to finish forward, that is all there is to it. Unfortunately, I mean, everyone has seen it.

(on his larger role in the passing game)

I am just trying to take advantage of the opportunities, being available if Ryan (Tannehill) is looking to throw it to me, catch the ball and get the ball up the field and get try to get the most out of the play as I can.

(on tackle Taylor Lewan and his game today)

I thought he did a great job, I thought the line did a great job. They were all up in there and those guys did a great job of trying to finish, pushing piles forward, and me being able to go out there and gain some yards and do my job. Those guys came out and played hard with what was presented from their defense.

(on quarterback Ryan Tannehill and what goes through his mind when Tannehill runs the ball)

Slide. He doesn't do it, but that is who he is. He wants to get in there and get the tough yards and he does a great job doing it.

(on how much it helps when Ryan Tannehill is able to run the ball)

It helps us as an offense, driving it down the field and getting into drives. It is momentum when trying to get into the end zone, so we all love it whenever we get the positive play. Especially when he gets out of the pocket and moves the ball down the field.

(on how much he liked head coach Mike Vrabel going for the two-point conversion)

I like what he likes. That is what he wanted, and we had to go out there and execute and I am glad we got in there.

(on seeing a variety of different teammates scoring touchdowns)

I always enjoy those guys getting into the end zone. Those guys work hard, they do a lot of things behind the scenes that no one sees throughout practice. For them to get in the end zone, getting that payoff, it is always fun and a joy to me to see those guys get into the end zone and see how happy they are.

(on players stepping up and making plays after their teammates get hurt)

I loved it. That just speaks about their preparation throughout the week. Working hard throughout the week, then when it comes to the game, making those plays. Hats off to those guys just preparing, working, and studying all week, and going out there today making plays when they need to be made.

(on how critical today's win was especially against a divisional opponent)

Not really worried about them. It is what we need to do as a team, and come out, get a win against a divisional opponent, a tough opponent. Now sitting at 2-1, we've got some momentum going. We are going to watch film, make some corrections, get ready for next week and let that carry over and see where it takes us.

(on if games against the Colts are more physical)

They are always physical. They are a physical team, we are a physical team. We pride ourselves on being physical and they do the same. It is always a physical battle when we play those guys.

(on the turnovers today)

You never want to shoot yourself in the foot. That is football, you have to play the next play. Things like that are going to happen, it is always about how you persevere through the adversity. I am glad we did today as a team and got a win.

SAFETY KEVIN BYARD

(on the importance of winning at home against the Colts)

Huge. I mean, last year when we played them at home, we didn't play good enough especially going in the second half. It kind of got away from us, so really good. I think the defense, we really had a strong performance, strong performance. The offense turned the ball over three times, I am sure they don't want to. For the defense, we played good in the red zone and forced a lot of field goals and let them score only one touchdown, I think (that) was pretty strong. Still got a lot of stuff to clean up but definitely encouraging. We are 1-0 in the division so it's a great day.

(on how it felt for the defense to respond with a strong performance)

We take stuff like that personal. Obviously, we know we didn't play well last year. We knew coming into this year that was going to be the expectation. But I kind of understood how training camp goes, where some guys can't practice, (it) takes a little bit of time to jell a little bit, so defense is going to have to play good. So, it proved today. It's just one of those deals where it's about being complementary. When the offense is playing well, the defense has got to step up. That's just team football and that's what we believe in. So, like I said, that's a good win today.

(on opportunities for the defense to force turnovers)

Yeah, for sure. I mean, almost thought I had an interception at the end of the game, I was real close to it. It's one of those deals when we are on the sidelines we are always communicating, always talking. It doesn't really matter what the offense does. Of course, we want them to score points every time they get the ball, but we understand it's not going to happen. But when the defense gets a turnover, we have to go on the field, expect them, 'OK, what are we going to get?' Shots, screens, stuff like that. But we understand that just because they get a turnover, they got the ball, they don't have to score no matter where they get the ball at on the field. I am pretty proud of the defense on how we handled those turnovers.

(on the importance of getting pressure on the quarterback)

It was super important. That was one of our team keys, affecting the quarterback, getting in the pocket, forcing him to run or whatever or also mixing or disguising coverage, changing the looks on them. Like I said, I think we

SELECT TITANS POSTGAME QUOTES

did pretty well, but still some stuff to clean up. Overall, I think we did pretty well today.

(on the type of game played today)

Both teams are built the same way. It's one of those deals where nobody is going to quit in the second half. We know it is going to be a four-quarter game and we talked about that at halftime and on the sideline. No matter what the score is, if we are up, if we are down, it's going to be to be a four-quarter game. I think the defense understood that and we did a pretty good job at the end with the two-minute drill. So, like I said man, it's great to get a win, great to be 1-0 in the division, and so we got to keep this thing rolling. We got the Jets up next.

(on if getting a home win over Indianapolis gets team over the hump)

No, I wouldn't say getting over the hump. I think it is just having a great gameplan first and foremost and just executing it. We understand what kind of team we are, especially at the end of that Seattle game, the second half. We kind of understood who we are and who are aren't. I think that we continue to plan to our strengths and kind of hide our weaknesses. If we don't give up big plays and make the team drive the ball, we feel like we can be pretty dominant. We just have to keep it going.

(on if it is nice to be ahead in the division)

Yeah, I mean it is good right now, but we understand it doesn't really matter. It is still early in the year. It's good to be 1-0, don't get me wrong. But at the end of the day, we have to keep piling on wins, keep piling on wins and just take each team as they come. Like I said, we've got the Jets coming up next and we have to prepare as hard as we can to go on the road and get a big win.

(on the difficulty of bouncing back from the Colts' 17-play drive)

Yeah, honestly, I think that was one of our, if not probably our worst drive of the game. Pretty disappointing not being able to get off the field on third-and-shorts. That's the big thing, we've got to stay out of those third-and-shorts, because honestly being the type of team they are, they are pretty good running the ball. We have to stay out of third-and-shorts to be able to get off the field. When we had third-and-longs, we were getting sacks, getting pressure, disguising coverage. We were able to do different things so if we can stay out of those third-and-shorts, I think we will be fine.

(on having several different players making contributions)

It's huge. We had some guys come in and play some big-time ball. We just talked about big time, we just celebrated with Breon (Borders). Kristian (Fulton) goes down, comes into the game and makes two big plays forcing a field goal in the red zone. It's huge, you never know when you are going to get your number called. Dane (Cruikshank) got his first start today, played pretty well. It's just something we believe in, you know? Any time we prepare throughout the week, we tell everybody even if you are on the practice squad you have to prepare like a starter because you never know when your number is going to get called.

LINEBACKER DAVID LONG JR.

(on holding the Colts to field goals in second after first-and-goal situations)

I mean, coming into the game, we knew it was going to be a tough team. We knew they were going to have players make big plays. But the message was, we have been here before, they still have not got in for the touchdown, let's hold them here. Let's make a big play. We did that not once, but twice, so I think we were prepared for anything that was going to go on. Prepared for anything.

(on what it says for the defense to get a win like today)

I mean, we already knew we have dogs in every room. You know, just like Breon (Borders), Kristian (Fulton) goes out, Breon (Borders) comes in and makes two plays. We weren't really worried about anything, no talk or pre-season talk or whatever. We know what we are capable of, we plan to show that week in and week out.

(on being paired with linebacker Jayon Brown for the first time this season)

I have played with Jayon (Brown) a few times. I think we talk, have good charisma. We hang outside of ball. We are comfortable. We know how each other plays. We know both is going to handle business, so there are no

worries when we are out there playing together.

(on being aware that Colts quarterback Carson Wentz would not be mobile at quarterback today_)

Mobile or not, I feel like we were going to get after him from the go. I think upfront did a good job, Ola (Adeniyi), Harold (Landry), two sides I think did a good job of having our back.

(on being in first place after three games)

We'll take that, but we know we have a long way to go. We have a tough schedule. We are going to enjoy this win tonight but came back in Tuesday or Wednesday and get back to work.

(on becoming a more complete linebacker and having the opportunity to display that)

That's exactly what it is. As long as I am on the field, I feel like I am capable of any way I can help this team when I am out there, I feel like I embody that. So, the opportunities, whenever the opportunity is presented to me or anybody, the plan is to step up and be ready when your name is called.

(on what makes outside linebacker Ola Adeniyi an effective pass rusher)

His self. I mean, I don't know, he's a dog. He has a motor. He plays on the edge and makes stuff happen.

WIDE RECEIVER NICK WESTBROOK-IKHINE

(on how important it was for other receivers to step up and make plays today)

It was huge. It's what we preach all the time. It's our 'Next man' mentality. We say in the locker room, 'You might not wake up tomorrow and have the opportunity to go make plays, make the most of it.'

(on if it is tough to stay ready in those type of situations)

No, I don't really think so. We practiced throughout camp expecting to be in those situations. We practice reps of game situations no matter who is in there, and I feel it carried over on the field today.

(on what happened on his fumble)

I've got to hold on to the ball, plain and simple.

(on what it means for the Titans to win today to improve to 2-1)

It's a divisional game so it means a little more. We picked up one win in the division, and it's another win for us. It's a way for us to learn from this game, what we can do and what we can't do. Anytime you get a win, it may not be pretty, but it's a win.

(on getting his first touchdown as a Titan)

It's kind of sweet, my first one. I kind of blacked out once I got in the end zone a little bit, but it was great to score. I just wanted to hold on to the ball.

(on going from getting 10-15 offensive snaps to 40 plays or more on offense)

I feel like with training camp this year, I definitely had the confidence of training camp and practices in the back of my head running routes against our first team (defense), so I had confidence in the back of my head if I can do it against them, I can do it against anybody.

(on if it was special for him to play against Indianapolis today since he is an Indiana University alumni)

Yes. I have one guy I knew on the Colts, and their team doctor did my knee surgery for me when I was at IU. It was pretty cool to share my first touchdown with him. And one of my best friends from high school just got back from Afghanistan, and it was the first time he's been able to watch me play. He was in the stands to watch my first NFL touchdown.

EVP/GENERAL MANAGER JON ROBINSON

[Video: Jon Robinson recaps the 2021 preseason](#)

[Robinson Talks About Trade for Julio Jones](#)

[From the Senior Bowl: Jon Robinson Looking for Titans in Mobile](#)

[Video: Titans GM Jon Robinson on Social Justice](#)

[Video: Jaimie Robinson's Work with Diabetes Nonprofit JDRF](#)

[JDRF Event a Success, with Help of Titans GM Jon Robinson](#)



Jon Robinson was hired as Titans general manager on Jan. 14, 2016 after spending two years as director of player personnel for the Tampa Bay Buccaneers. Nearly one year later, on Jan. 5, 2017, he was promoted to executive vice president/general manager.

In his first five seasons on the job, the Titans finished with four consecutive 9-7 records followed by an 11-5 mark in 2020. It was the first time the organization produced at least five consecutive winning seasons since a seven-year run of winning records from 1987–1993. The Titans, Seattle Seahawks and Kansas City Chiefs were the only NFL teams without a losing season from 2016 to 2020.

Robinson became only the second general manager in franchise history whose first five teams finished above the .500 mark, joining **Mike Holovak** (1989-93).

Robinson's work helped the team go from three wins in the season prior to his arrival (2015) to a divisional round playoff finish following the 2017 campaign. He became the fifth general manager in franchise history to have the team in the playoffs within his first two full seasons.

Then, in 2019, the team he constructed advanced to the AFC Championship game. It was the organization's first appearance in the conference title game in 17 seasons (2002).

In 2020, Robinson and the Titans clinched the 2020 AFC South title with an 11-5 record in the regular season, claiming their best record and first division title since going 13-3 in 2008. They did so while navigating the challenges associated with the COVID-19 pandemic.

Robinson has overseen a nearly complete overhaul of the roster during his tenure. In six drafts as general manager from 2016 to 2021, he selected 48 total players, and 23 of those players were still with the organization through the 2021 offseason. The only members of the roster who predated Robinson at that time were punter **Brett Kern** and tackle **Taylor Lewan**. During that same time period (through June 2021), he engineered 26 trades and made 12 waiver claims.

2021: After the NFL's new league year began in March, the Titans struck several deals with veterans in the initial days of free agency. The incoming players included Pittsburgh Steelers outside linebackers **Bud Dupree** and **Ola Adeniyi**, New Orleans Saints cornerback **Jackrabbit Jenkins**, Indianapolis Colts defensive lineman **Denico Autry**, New York Jets safety **Matthias Farley**, Los Angeles Rams wide receiver **Josh Reynolds**, Browns tackle **Kendall Lamm** and Baltimore Ravens long snapper **Morgan Cox**.

The Titans also re-signed several of their own free agents: tight ends **Anthony Firkser** and **Geoff Swaim**, tackle **Ty Sambrailo** and inside linebacker **Jayon Brown**.

During the 2021 NFL Draft, Robinson led the selection of eight total players, beginning with Virginia Tech cornerback **Caleb Farley** with the 22nd overall selection in the first round. In the second round, the Titans chose North Dakota State tackle **Dillon Radunz**, followed by Georgia linebacker Monty Rice and Washington defensive back **Elijah Molden** in Round 3.

Perhaps the most notable transaction of the organization's 2021 offseason was the trade for wide receiver **Julio Jones** on June 9. Robinson dealt draft picks in 2022 (second round) and 2023 (fourth round) to the Atlanta Falcons in exchange for Jones and a 2023 sixth-rounder. Through 2020, Jones' average of 95.5 receiver yards per game ranked first in NFL history, and he is Atlanta's all-time career leader in receptions (848), receiving yards (12,896) and 100-yard receiving games (58).

2020: Early in 2020, the Titans reached an agreement on a multi-year contract to keep quarterback **Ryan Tannehill** in Tennessee. The Titans also re-signed tackle **Dennis Kelly**, who would go on to start all 16 games at right tackle.

After initially placing the franchise tag on running back **Derrick Henry**, the Titans and Henry were able to come to an agreement on a multi-year contract extension in July 2020.

Tannehill responded with 16 starts for the first time since 2015 and produced one of the best seasons of any quarterback in franchise history. He finished in the top five of several of the organization's single-season record lists with 40 total touchdowns (first), a 106.5 passer rating (second), 3,819 passing yards (third) and 33 touchdown passes (tied for second).

Robinson acquired Tannehill for the Titans in a 2019 trade with the Miami Dolphins, and in the quarterback's first two seasons with the team, he led the Titans to two playoff appearances. From the time he took over as the Titans' starter in Week 7 of 2019 through the end of 2020, Tannehill's 111.3 passer rating ranked third in the NFL behind only **Drew Brees'** 112.3 and **Aaron Rodgers'** 111.7. Tannehill's 2020 successes followed a 2019 season in which he led the NFL and set franchise records with a 117.5 passer rating and a 9.6-yard passing average. In addition to being named to his first Pro Bowl, he earned the 2019 Associated Press Comeback Player of the Year Award.

After securing his multi-year extension, Henry produced one of the greatest seasons in NFL history by a running back. He led the NFL in rushing for the second consecutive season with 2,027 rushing yards, which was only the eighth 2,000-yard rushing season in league annals, and also paced the league with 17 rushing touchdowns. He was recognized with the Associated Press Offensive Player of the Year Award.

Henry, a second-round pick by Robinson in 2016, led the Titans in rushing every season from 2017 through 2020, during which time he also led the NFL with 5,370 total rushing yards. In 2019, he won his first of two consecutive NFL rushing crowns with 1,540 yards and tied for the NFL lead with 16 rushing touchdowns.

In the 2020 NFL Draft, the Titans had six total picks, including Louisiana State cornerback **Kristian Fulton** in the second round (61st overall) and Appalachian State running back **Darrynton Evans** in the third round (93rd overall).

2019: Near the beginning of the 2019 free agent signing period, Robinson worked quickly to add several veterans from other teams who played key roles, including Tannehill and former Rams guard **Rodger Saffold**. Robinson also worked to re-sign safety **Kenny Vaccaro** and punter **Brett Kern**.

Then, in the 2019 NFL Draft, Robinson directed the selection of six total players, including Mississippi State defensive lineman **Jeffery Simmons** in the first round (19th overall), Ole Miss wide receiver **A.J. Brown** in the second round (51st overall) and Charlotte offensive lineman **Nate Davis** in the third round (82nd overall).

In his first two seasons, Brown led the Titans in every major receiving category, totaling 122 catches for 2,126 yards and 19 touchdowns. He became the 11th NFL player to reach 1,000 receiving yards in each of his first two NFL seasons and the first player to do so since **Michael Thomas** (2016-17). From 1970 through 2020, Brown and **Randy Moss** were the only players to post at least 120 receptions and 19 touchdown catches while averaging 17.0 yards per reception in their first two seasons. He was named to the Pro Bowl in 2020 after totaling 70 receptions for 1,075 yards and 11 touchdowns.

As a rookie, Brown ranked first among rookies in receiving yards (1,051), tied for the rookie lead in touchdown receptions (eight) and placed fifth in receptions (52). Among all NFL players in 2019—rookies and veterans—Brown finished second in receiving average (20.2), behind only the Los Angeles Chargers' **Mike Williams** (20.4).

2018: The Titans' 2018 free agent class included Pro Bowl cornerback **Malcolm Butler**. In his three seasons in Tennessee, Butler played in 41 games (36 starts) and totaled nine interceptions. In early August 2018, the Titans signed Vaccaro, who went on to start 42 games over his three seasons with the club.

Robinson's 2018 draft class was comprised of four players after he used multiple trades to go up and get his targets. It included first-round linebacker **Rashaan Evans** from Alabama (22nd overall pick) and second-round outside linebacker **Harold Landry III** from Boston College (41st overall). Evans started all 32 games from 2019 to 2020, and in 2019 he led the team with 139 tackles. Landry appeared in 47 games (35 starts) in his first three seasons, and his 19.0 sacks from 2018–2020 (nine in 2019) ranked first on the team.

2017: During the 2017 offseason, Robinson used free agency to address needs on defense and special teams. Most notably, he spearheaded deals for cornerback **Logan Ryan** (New England) and special teams contributor and 2017 Pro Bowler **Brynden Trawick** (Oakland).

In the 2017 NFL Draft, Robinson spent first-round picks on wide receiver **Corey Davis** (fifth overall) and cornerback **Adoree' Jackson** (18th overall). It marked the first time the franchise had a pair of first-round draft selections since 1987. The Titans' 2017 draft haul also featured tight end **Jonnu Smith** in the third round and linebacker **Jayon Brown** in the fifth round.

The 2017 Titans advanced to the playoffs for the first time since 2008. Robinson became the fifth general manager in franchise history to have the team in the postseason within his first two full seasons.

2016: In his first year as an NFL general manager, Robinson's leadership and decision-making helped the Titans triple their win total from the previous season, finishing 9-7 in 2016 after a 3-13 finish in 2015. The six-win improvement tied for the most in franchise history (1967 and 1974) and doubled the previous club benchmark for the most wins in the first year under a new general manager (three by **Bum Phillips** in 1975).

Within the first four months at his post, Robinson pulled the trigger on several key personnel decisions. On March 9, 2016, he made his first major acquisition, swapping fourth-round draft picks with the Philadelphia Eagles in exchange for running back **DeMarco Murray**. The trade provided major dividends in 2016, as Murray led the AFC and ranked third in the NFL with 1,287 rushing yards.

Around the same time, Robinson began to work the free agent market. Center **Ben Jones** and wide receiver **Rishard Matthews** highlighted the haul, and both were instrumental in helping to transform the Titans offense into the 11th-ranked unit in the NFL.

On April 14, 2016, two weeks before the NFL Draft, Robinson and the Titans dealt the first overall pick to the Los Angeles Rams in one of the biggest trades in recent NFL history. The Titans gave up the No. 1 pick and a fourth-rounder in order to receive the 15th overall pick, two second-rounders and a third-rounder in 2016, plus the Rams' first- and third-round picks in 2017. From 1990–2015, there were seven trades involving the No. 1 overall pick, but this was the first since 2004, when the San Diego Chargers selected **Eli Manning** with the first pick and dealt his rights to the New York Giants.

The Titans had their hands at one point or another on 17 selections in the 2016 draft due to five different trades (including one trade in 2015), and in the end, they ended up with a class of 10 players, including four of the top 45 picks. Robinson swung a draft-day trade with the Cleveland Browns to move back up to the eighth slot to choose Michigan State tackle **Jack Conklin**.

All 10 members of Robinson's first draft class played in at least one game in 2016. They accumulated a total of 110 games played and 38 starts, including 16 starts at right tackle by Conklin. The eighth-overall pick capped his successful rookie campaign by being named first-team All-Pro by Associated Press.

Third-round safety **Kevin Byard** earned first-team All-Pro honors in his second campaign. He ranked second in the NFL from 2017–2020 with 18 total interceptions also was named to the Pro Bowl in 2017.

PRIOR HISTORY: Robinson arrived in Tennessee with a wide range of experience from working his way up on the personnel side of the NFL. From 2014–2015, he served as director of player personnel for the Buccaneers and oversaw both college and pro departments as the team rebuilt its roster. The 2015 Buccaneers draft class made a significant impact, including four rookie starters: quarterback **Jameis Winston**, tackle **Donovan Smith**, guard **Ali Marpet** and linebacker **Kwon Alexander**.

Prior to joining Tampa Bay, Robinson spent 12 years with the New England Patriots, including his last five years (2009-13) as the director of college scouting. In the five years heading up their college scouting, the Patriots added a number of key components to their roster that won the Super Bowl in 2014, including wide receiver **Julian Edelman**, defensive back **Devin McCourty**, tight end **Rob Gronkowski**, tackle **Nate Solder** and defensive end **Chandler Jones**. He joined the Patriots as an area scout in 2002, a role he served for four seasons. Robinson then spent two years (2006-07) as a regional scout, before being promoted to assistant director of college scouting in 2008 and then director of college scouting in 2009. In his time scouting for the Patriots the team won 10 division titles, four conference titles and two Super Bowls (2003, 2004).

Robinson played three years at Southeast Missouri State as a defensive lineman after starting his college career at the Air Force Academy. Following his college career as a player, he spent one season



Click to play the latest episode of "Out of Bounds," a new lifestyle and sports podcast from Jaimie Robinson and Abby Flittner.

(1998) coaching at his alma mater and three years (1999-2001) coaching at Nicholls State.

A native of Union City, Tenn., Robinson and his wife, Jaimie, have two daughters, Taylor and Bailey.

JON ROBINSON'S BACKGROUND:

- 2017-21:** Tennessee Titans - Executive Vice President/General Manager
- 2016:** Tennessee Titans - General Manager
- 2014-15:** Tampa Bay Buccaneers - Director of Player Personnel
- 2009-13:** New England Patriots - Director of College Scouting
- 2008:** New England Patriots - Assistant Director of College Scouting
- 2006-07:** New England Patriots - Regional Scout
- 2002-05:** New England Patriots - Area Scout
- 1999-01:** Nicholls State - Assistant Coach
- 1998:** Southeast Missouri State - Assistant Coach

FIVE YEARS, THREE PLAYOFF BERTHS

Jon Robinson constructed a roster that produced five consecutive winning seasons in Robinson's first five years on the job, including 2020. The club went 9-7 in 2016, 2017, 2018 and 2019 with postseason berths following the 2017 and 2019 campaigns. Then, in 2020, the Titans finished the regular season 11-5 and won the team's first division championship since 2008.

Robinson is only the second general manager in franchise history whose first five teams finished above the .500 mark, joining **Mike Holovak** (1989-93).

He is also the second general manager in team annals who has helped guide the club to three playoff berths in his first five seasons. Holovak did so in each of his first five years.

Most winning seasons in a general manager's first five seasons, franchise history:

New GM	1st 5 Seasons (or fewer)	Seasons Over .500	Playoff Seasons	5-Year Total			Pct
				W	L	T	
Mike Holovak	1989-93	5	5	51	29	0	.638
Jon Robinson	2016-20	5	3	46	33	0	.582
Bum Phillips	1975-79	4	2	44	30	0	.595
Mike Reinfeldt	2007-11	3	2	46	34	0	.575
Don Suman	1961-62 (2)	2	2	21	6	1	.768
Don Klosterman	1966-69 (4)	1	2	25	28	3	.473
Floyd Reese	1994-98	0	0	33	47	0	.413
Ruston Webster	2012-15 (4)	0	0	18	46	0	.281
Ladd Herzeg	1981-85	0	0	18	55	0	.247
Sid Gillman	1973-74 (2)	0	0	8	20	0	.286
Carroll Martin	1964-65 (2)	0	0	8	20	0	.286
Frank "Pop" Ivy	1963 (1)	0	0	6	8	0	.429
John Breen	1971-72 (2)	0	0	5	22	1	.196

TITANS FOOTBALL ADMINISTRATION/ PLAYER PERSONNEL STAFF

Jon Robinson Executive Vice President/General Manager
 Vin Marino Vice President of Football Administration
 Ryan Cowden Vice President of Player Personnel
 Monti Ossenfort . . Director of Player Personnel
 Brian Gardner Director of Pro Scouting
 Jon Salge Director of College Scouting
 Kevin Turks Assistant Director of Pro Scouting
 Jay Thomas Personnel Analyst
 Mike Boni National Scout
 Dale Thompson . . . National Scout
 Blaise Taylor Pro Scout
 Brandon Taylor . . . Pro Scout
 Casey Callahan . . . College Scout
 Patrick Callaway . . College Scout
 T.J. Earley College Scout
 Matt Miller College Scout
 Tom Roth College Scout
 Wes Slay College Scout
 Rob Riederer Pro Scouting Coordinator
 Patrick Woo Scouting Coordinator
 Mical Johnson . . . Scouting Assistant
 Max Curtis Executive Assistant to EVP & General
 Manager/Football Administration
 Coordinator
 Adam Bondi Lead Developer of Football Technology
 Matt Iammarino . . . Asst. Developer, Analytical Football
 Research

FIVE CONSECUTIVE WINNING SEASONS

With an 11-5 record during the 2020 regular season, the Titans recorded their fifth season with a winning record in five seasons since **Jon Robinson** was hired as general manager.

In the "Titans era" (1999–present), it marks the first time the team has had as many as three consecutive winning campaigns.

With their 2020 mark on top of their 9-7 marks every season from 2016 through 2019, the Titans built the third-longest active streak of winning seasons in the NFL.

Most current consecutive winning seasons:

Team	Total	Seasons
1. Seattle Seahawks	9	2012–2020
2. Kansas City Chiefs	8	2013–2020
3. Tennessee Titans	5	2016–2020
4. New Orleans Saints	4	2017–2020
Los Angeles Rams	4	2017–2020
Baltimore Ravens	4	2017–2020

TO THE PLAYOFFS IN YEAR 2

In January 2016, Titans controlling owner **Amy Adams Strunk** hired general manager **Jon Robinson**, who helped turn the Titans into a playoff team by his second season.

Robinson became the fifth general manager in franchise history to have the team in the playoffs within his first two full seasons.

Titans/Oilers general managers in the playoffs within their first two full seasons:

Head Coach	First Full Season as General Manager	Postseason Berths in First Two Seasons
Jon Robinson	2016	2017 (Year 2)
Mike Reinfeldt	2007	2007, 2008 (Years 1 & 2)
Mike Holovak	1989	1989, 1990 (Years 1 & 2)
Don Klosterman	1966	1967 (Year 2)
Don Suman	1961	1961, 1962 (Years 1 & 2)

UNRESTRICTED FREE AGENCY UNDER ROBINSON

2021

Free Agents Signed	Former Team
OLB Ola Adeniyi	Pittsburgh
DL Denico Autry	Indianapolis
LB B.J. Bello	L.A. Chargers
WR Fred Brown	Denver
DT Trevon Coley	N.Y. Jets
LS Morgan Cox	Baltimore
T Christian DiLauro	Pittsburgh
OLB Bud Dupree	Pittsburgh
S Matthias Farley	N.Y. Jets
DT Woodrow Hamilton IV	Carolina
DT Bruce Hector	Carolina
RB Brian Hill	Atlanta
CB Jackrabbit Jenkins	New Orleans
CB Kevin Johnson	Cleveland
DT Abry Jones	Jacksonville
CB Chris Jones	Minnesota
T Kendall Lamm	Cleveland
WR Kalija Lipscomb	Green Bay
CB Greg Mabin	Jacksonville
LB Justin March-Lillard	Dallas
CB Kevin Peterson	Arizona
WR Josh Reynolds	L.A. Rams

Free Agents Lost

Free Agents Lost	New Team
OLB Jadeveon Clowney	Cleveland
WR Corey Davis	N.Y. Jets
DE Matt Dickerson	Las Vegas
G/C Jamil Douglas	Buffalo
DT DaQuan Jones	Carolina
DB Joshua Kalu	N.Y. Giants
CB Desmond King	Houston
CB Chris Milton	N.Y. Giants
TE MyCole Pruitt	San Francisco
WR Kalif Raymond	Detroit
TE Jonnu Smith	New England
CB Tye Smith	Minnesota

2020

Free Agents Signed	Former Team
OLB Vic Beasley Jr.	Atlanta
DB Ibraheim Campbell	Green Bay
DL Jack Crawford	Atlanta
LB Nick Dzubnar	L.A. Chargers
CB Johnathan Joseph	Houston
RB Seniorise Perry	Buffalo
T Ty Sambrailo	Atlanta

Free Agents Lost

Free Agents Lost	New Team
T Jack Conklin	Cleveland
WR Darius Jennings	L.A. Chargers
DL Austin Johnson	N.Y. Giants
QB Marcus Mariota	Las Vegas
CB Logan Ryan	New York Giants
WR Tajaé Sharpe	Minnesota
CB LeShaun Sims	Cincinnati

2019

Free Agents Signed	Former Team
DL Frank Herron	New England
TE Ryan Hewitt	Indianapolis
WR Cody Hollister	New England
WR Adam Humphries	Tampa Bay
G Rodger Saffold	L.A. Rams
DL Brent Urban	Baltimore
OLB Cameron Wake	Miami

Free Agents Lost

Free Agents Lost	New Team
TE Luke Stocker	Atlanta
G Quinton Spain	Buffalo

2018

<u>Free Agents Signed</u>	<u>Former Team</u>
CB Malcolm Butler	New England
WR Michael Campanaro	Baltimore
LB Will Compton	Washington
QB Blaine Gabbert	Arizona
RB Dion Lewis	New England
S Kendrick Lewis	Baltimore
DL Bennie Logan	Kansas City
G Kevin Pamphile	Tampa Bay
OL Xavier Su'a-Filo	Houston
S Kenny Vaccaro	New Orleans
WR Nick Williams	Atlanta

<u>Free Agents Lost</u>	<u>New Team</u>
DB Curtis Riley	N.Y. Giants
QB Brandon Weeden	Houston
LB Avery Williamson	N.Y. Jets
G/C Brian Schwenke	New England
WR Eric Decker	New England

2017

<u>Free Agents Signed</u>	<u>Former Team</u>
LB Daren Bates	Oakland
S Johnathan Cyprien	Jacksonville
WR Eric Decker	N.Y. Jets
CB Demontre Hurst	Chicago
OL Tim Lelito	New Orleans
CB Logan Ryan	New England
S Brynden Trawick	Oakland
OLB Erik Walden	Indianapolis
KR/WR Eric Weems	Atlanta
NT Sylvester Williams	Denver

<u>Free Agents Lost</u>	<u>New Team</u>
T/G Byron Bell	Dallas
CB Valentino Blake	N.Y. Giants
TE Anthony Fasano	Miami
C/G Brian Schwenke	Indianapolis (later re-signed in Tennessee)
LB Sean Spence	Indianapolis
G Chance Warmack	Philadelphia
WR Kendall Wright	Chicago

2016

<u>Free Agents Signed</u>	<u>Former Team</u>
CB Brice McCain	Miami
C Ben Jones	Houston
QB Matt Cassel	Dallas
WR Rishard Matthews	Miami
LB Sean Spence	Pittsburgh
CB Valentino Blake	Pittsburgh
S Rashad Johnson	Arizona

<u>Free Agents Lost</u>	<u>New Team</u>
LB Zach Brown	Buffalo
LB Steven Johnson	Pittsburgh
OL Joe Looney	Dallas
CB Coty Sensabaugh	Los Angeles



Ben Jones was signed as an unrestricted free agent in 2016.

JON ROBINSON'S DRAFT CLASSES

Bold = currently on the Titans roster, practice squad or reserve lists
 * = currently on another NFL roster

2021

Rd.	Pick	Player	Pos.	College
1	22	Caleb Farley	CB	Virginia Tech
2	53	Dillon Radunz	T	North Dakota State
3	92	Monty Rice	ILB	Georgia
3	100	Elijah Molden	CB	Washington
4	109	Dez Fitzpatrick	WR	Louisville
4	135	Rashad Weaver	OLB	Pittsburgh
6	205	Racey McMath	WR	Louisiana State
6	215	Brady Breeze	S	Oregon

2020

Rd.	Pick	Player	Pos.	College
1	29	Isaiah Wilson	T	Georgia
2	61	Kristian Fulton	CB	Louisiana State
3	93	Darrynton Evans	RB	Appalachian State
5	174	Larrell Murchison	DL	North Carolina State
7	224	Cole McDonald	QB	Hawaii
7	243	Chris Jackson	DB	Marshall

2019

Rd.	Pick	Player	Pos.	College
1	19	Jeffery Simmons	DT	Mississippi State
2	51	A.J. Brown	WR	Mississippi
3	82	Nate Davis	OL	Charlotte
4	116	Amani Hooker	DB	Iowa
5	168	D'Andre Walker	OLB	Georgia
6	188	David Long Jr.	LB	West Virginia

2018

Rd.	Pick	Player	Pos.	College
1	22	Rashaan Evans	LB	Alabama
2	41	Harold Landry III	OLB	Boston College
5	152	Dane Cruikshank	DB	Arizona
6	199	Luke Falk	QB	Washington State

2017

Rd.	Pick	Player	Pos.	College
1	5	Corey Davis *	WR	Western Michigan
1	18	Adoree' Jackson *	CB	Southern California
3	72	Taywan Taylor	WR	Western Kentucky
3	100	Jonnu Smith *	TE	Florida International
5	155	Jayon Brown	LB	UCLA
6	217	Corey Levin	OL	Chattanooga
7	227	Josh Carraway	OLB	Texas Christian
7	236	Brad Seaton	T	Villanova
7	241	Khalfani Muhammad	RB	California

2016

Rd.	Pick	Player	Pos.	College
1	8	Jack Conklin *	T	Michigan State
2	33	Kevin Dodd	OLB	Clemson
2	43	Austin Johnson *	DL	Penn State
2	45	Derrick Henry	RB	Alabama
3	64	Kevin Byard	S	Middle Tennessee St.
5	140	Tajaé Sharpe *	WR	Massachusetts
5	157	LeShaun Sims	CB	Southern Utah
6	193	Sebastian Tretola	G	Arkansas
7	222	Aaron Wallace	OLB	UCLA
7	253	Kalan Reed	CB	Southern Mississippi

TRADES BY JON ROBINSON

2021 TRADES

Trade Date/Teams	Compensation	Overall	Player Selected	Note
1. March 17, 2021				
Tennessee Receives:	Draft Choice: Round 7, 2021	#232	(DT Phil Hoskins)	Pick originally from Atlanta; traded to Carolina
Miami Receives:	Player: T Isaiah Wilson			
	Draft Choice: Round 7, 2022			
2. April 30, 2021 (Draft Day Trade)				
Tennessee Receives:	Draft Choice: Round 3, 2021	#92	ILB Monty Rice	
	Draft Choice: Round 4, 2021	#135	OLB Rashad Weaver	
Green Bay Receives:	Draft Choice: Round 3, 2021	#85	WR Amari Rodgers	
3. May 1, 2021 (Draft Day Trade)				
Tennessee Receives:	Draft Choice: Round 4, 2021	#109	WR Dez Fitzpatrick	Pick originally from Houston
Carolina Receives:	Draft Choice: Round 4, 2021	#126	RB Chuba Hubbard	
	Draft Choice: Round 5, 2021	#166	DB Keith Taylor	Pick originally from Atlanta through Miami
	Draft Choice: Round 7, 2021	#232	DT Phil Hoskins	
4. June 6, 2021				
Tennessee Receives:	Player: WR Julio Jones			
	Draft Choice: Round 6, 2023			
Atlanta Receives:	Draft Choice: Round 2, 2022			
	Draft Choice: Round 4, 2023			Conditional draft choice

2020 TRADES

Trade Date/Teams	Compensation	Overall	Player Selected	Note
1. March 19, 2020				
Tennessee Receives:	Draft Choice: Round 7, 2020	#237	(CB Thakarius Keyes)	Pick originally from New England; traded to Kansas City
Denver Receives:	Player: DT Jurrell Casey			
2. April 25, 2020 (Draft Day Trade)				
Tennessee Receives:	Draft Choice: Round 6, 2021	#215	S Brady Breeze	Pick originally from New England through Denver
Kansas City Receives:	Draft Choice: Round 7, 2020	#237	CB Thakarius Keyes	
3. Oct. 14, 2020				
Tennessee Receives:	Draft Choice: Round 6, 2021	#185	(LB Nick Niemann)	Pick traded to L.A. Chargers
Jacksonville Receives:	Draft Choice: Round 7, 2021	#249	(WR Ben Skowronek)	Pick traded to L.A. Rams
	Player: OLB Kamalei Correa			
4. Nov. 2, 2020				
Tennessee Receives:	Player: CB Desmond King II			Pick originally from Jacksonville
L.A. Chargers Receive:	Draft Choice: Round 6, 2021	#185	LB Nick Niemann	



Ryan Tannehill was acquired in a trade in 2019.

TRADES BY JON ROBINSON

2019 TRADES

Trade Date/Teams	Compensation	Overall	Player Selected	Note
1. March 15, 2019				
Tennessee Receives:	Player: QB Ryan Tannehill			
	Draft Choice: Round 6, 2019	#188	LB David Long	
Miami Receives:	Draft Choice: Round 7, 2019	#233	RB Chandler Cox	
	Draft Choice: Round 4, 2020	#135	(G Kevin Dotson)	Pick traded to Pittsburgh
2. April 27, 2019 (Draft Day Trade)				
Tennessee Receives:	Draft Choice: Round 4, 2019	#116	DB Amani Hooker	Pick originally from Miami through New Orleans
	Draft Choice: Round 5, 2019	#168	OLB D'Andre Walker	Pick originally from New Orleans
N.Y. Jets Receive:	Draft Choice: Round 4, 2019	#121	TE Trevon Wesco	
	Draft Choice: Round 5, 2019	#157	LB Blake Cashman	
3. August 29, 2019				
Tennessee Receives:	Player: OLB Reggie Gilbert			
Green Bay Receives:	Draft Choice: Round 6, 2020	#208	C Jake Hanson	
4. August 31, 2019				
Tennessee Receives:	Draft Choice: Round 7, 2020	#224	QB Cole McDonald	
Cleveland Receives:	Player: WR Taywan Taylor			

2018 TRADES

Trade Date/Teams	Compensation	Overall	Player Selected	Note
1. April 26, 2018 (Draft Day Trade)				
Tennessee Receives:	Draft Choice: Round 1, 2018	#22	LB Rashaan Evans	Pick originally from Kansas City through Buffalo
	Draft Choice: Round 6, 2018	#215	(C Bradley Bozeman)	Pick traded back to Baltimore
Baltimore Receives:	Draft Choice: Round 1, 2018	#25	TE Hayden Hurst	
	Draft Choice: Round 4, 2018	#125	(DB Avonte Maddox)	Pick traded to Philadelphia
2. April 27, 2018 (Draft Day Trade)				
Tennessee Receives:	Draft Choice: Round 2, 2018	#41	OLB Harold Landry III	
Oakland Receives:	Draft Choice: Round 2, 2018	#57	DT P.J. Hall	
	Draft Choice: Round 3, 2018	#89	(T Joseph Noteboom)	Pick traded to L.A. Rams
3. April 28, 2018 (Draft Day Trade)				
Tennessee Receives:	Draft Choice: Round 5, 2018	#152	DB Dane Cruikshank	
Baltimore Receives:	Draft Choice: Round 5, 2018	#162	WR Jordan Lasley	
	Draft Choice: Round 6, 2018	#215	C Bradley Bozeman	Pick originally from Baltimore
4. August 28, 2018				
Tennessee Receives:	Player: LB Kamalei Correa			
Baltimore Receives:	Draft Choice: Round 6, 2019		(DB Marcus Epps)	Pick traded to Minnesota

2017 TRADES

Trade Date/Teams	Compensation	Overall	Player Selected	Note
1. April 28, 2017 (Draft Day Trade)				
Tennessee Receives:	Draft Choice: Round 3, 2017	#72	WR Taywan Taylor	Pick originally from Carolina
	Draft Choice: Round 6, 2017	#200	(T Adam Bisnowaty)	Pick traded to N.Y. Giants; originally from Indianapolis
New England Receives:	Draft Choice: Round 3, 2017	#83	DE Derek Rivers	
	Draft Choice: Round 4, 2017	#124	(LB Jalen Reeves-Maybin)	Pick traded to Detroit
2. April 29, 2017 (Draft Day Trade)				
Tennessee Receives:	Draft Choice: Round 5, 2017	#155	LB Jayon Brown	
Philadelphia Receives:	Draft Choice: Round 5, 2017	#164	(G Isaac Asiata)	Pick traded to Miami
	Draft Choice: Round 6, 2017	#214	DT Elijah Qualls	Pick originally from Atlanta
3. April 29, 2017 (Draft Day Trade)				
Tennessee Receives:	Draft Choice: Round 6, 2017	#207	(DB Brandon Wilson)	Pick traded to Cincinnati
	Draft Choice: Round 7, 2017	#241	RB Khalfani Muhammad	
N.Y. Giants Receive:	Draft Choice: Round 6, 2017	#200	T Adam Bisnowaty	Pick originally from Indianapolis through New England

TRADES BY JON ROBINSON

4. April 29, 2017 (Draft Day Trade)

Tennessee Receives:	Draft Choice:	Round 6, 2017	#217	OL Corey Levin	Compensatory pick
	Draft Choice:	Round 7, 2017	#227	OLB Josh Carraway	
Cincinnati Receives:	Draft Choice:	Round 6, 2017	#207	DB Brandon Wilson	Pick originally from N.Y. Giants

5. Sept. 1, 2017

Tennessee Receives:	Player:	DE David King			
Kansas City Receives:	Draft Choice:	Round 7, 2018	#243	(DB Keion Crossen)	Conditional draft choice; traded to New England

2016 TRADES

Trade Date/Teams	Compensation	Overall	Player Selected	Note
1. March 9, 2016				
Tennessee Receives:	Player:		RB DeMarco Murray	
	Draft Choice:	Round 4, 2016	#113 (LB Nick Kwiatkoski)	Pick traded from Tennessee to Los Angeles to Chicago
Philadelphia Receives:	Draft Choice:	Round 4, 2016	#100 (QB Connor Cook)	Pick traded from Philadelphia to Cleveland to Oakland
2. April 14, 2016				
Tennessee Receives:	Draft Choice:	Round 1, 2016	#15 (WR Corey Coleman)	Pick traded from Tennessee to Cleveland
	Draft Choice:	Round 2, 2016	#43 DL Austin Johnson	Pick originally from Philadelphia
	Draft Choice:	Round 2, 2016	#45 RB Derrick Henry	
	Draft Choice:	Round 3, 2016	#76 (T Shon Coleman)	Pick traded from Tennessee to Cleveland
	Draft Choice:	Round 1, 2017	#5 WR Corey Davis	
	Draft Choice:	Round 3, 2017	#100 TE Jonnu Smith	Compensatory pick
Los Angeles Receives:	Draft Choice:	Round 1, 2016	#1 QB Jared Goff	
	Draft Choice:	Round 4, 2016	#113 (LB Nick Kwiatkoski)	Pick originally from Philadelphia; traded from Los Angeles to Chicago
	Draft Choice:	Round 6, 2016	#177 TE Temarrick Hemingway	
3. April 28, 2016 (Draft Day Trade)				
Tennessee Receives:	Draft Choice:	Round 1, 2016	#8 T Jack Conklin	Pick originally from Miami through Philadelphia
	Draft Choice:	Round 6, 2016	#176 (RB Andy Janovich)	Pick traded from Tennessee to Denver
Cleveland Receives:	Draft Choice:	Round 1, 2016	#15 WR Corey Coleman	Pick originally from Los Angeles
	Draft Choice:	Round 3, 2016	#76 T Shon Coleman	Pick originally from Los Angeles
	Draft Choice:	Round 2, 2017	#52 QB DeShone Kizer	
4. April 30, 2016 (Draft Day Trade)				
Tennessee Receives:	Draft Choice:	Round 5, 2016	#157 CB LeShaun Sims	Pick originally from N.Y. Jets
	Draft Choice:	Round 7, 2016	#253 CB Kalan Reed	
Denver Receives:	Draft Choice:	Round 6, 2016	#176 RB Andy Janovich	Pick originally from Cleveland
	Draft Choice:	Round 6, 2017	#203 RB De'Angelo Henderson	
5. Aug. 16, 2016				
Tennessee Receives:	Player:	G/T Dennis Kelly		
Philadelphia Receives:	Player:	WR Dorial Green-Beckham		



The Titans used one of their picks from a 2016 trade to select Derrick Henry.

GAME PREVIEW

TEAM NOTES

PLAYER NOTES

MEDIA

STATISTICS

ROSTERS

HEAD COACH MIKE VRABEL

[Click For Complete Online Bio](#)

[Video: Watch "The Mike Vrabel Show"](#)

[Video: Watch Mike Vrabel's latest press conference](#)

[Video: Introducing Mike Vrabel's Second and Seven Foundation](#)

[Video: Igniting the Fire - Who is Mike Vrabel?](#)



Mike Vrabel was named head coach of the Titans on Jan. 20, 2018, becoming the 19th head coach in franchise history.

In 2020, the Titans made their second consecutive playoff appearance under Vrabel, who finished his third season with the organization with 31 total wins and a .596 winning percentage (31-21), including the regular season and postseason. His win total and winning percentage each tied **Jack Pardee** (31-21 from 1990 to 1992) for the best in franchise history over a head coach's first three seasons.

The Titans won the 2020 AFC South title with an 11-5 record in the regular season, claiming their best record and first division title since going 13-3 in 2008. They finished with a 5-1 record within the division and a 6-2 mark in road games, all while navigating the challenges of the COVID-19 pandemic.

The Titans led the NFL in 2020 with a plus-11 turnover differential. Their 23 takeaways ranked seventh in the NFL, while their 12 turnovers were the second-fewest in the league in 2020 and tied for the ninth-lowest number since the NFL went to a 16-game schedule in 1978.

In 2020, the Tennessee offense continued its ascent into the NFL's upper echelon. The Titans tied for second place in total offense (396.4 yards per game) and ranked fourth in scoring offense (30.7 points per game). They became the first team in NFL history to generate at least 2,500 rushing yards (2,690) and 3,500 net passing yards (3,653) while surrendering 25 or fewer sacks (25). Their 6,343 total yards and 381 first downs established franchise records, while their 491 points amounted to the organization's second-best total.

The 2020 Titans joined the 1997 Detroit Lions as the only teams in NFL history to feature a 2,000-yard rusher, a 3,000-yard passer and a 1,000-yard receiver. **Derrick Henry** led the NFL in rushing for the second consecutive

season, and his 2,027 rushing yards gave him the fifth-best total in league history. Meanwhile, **Ryan Tannehill** passed for 3,819 yards, and his 106.5 passer rating was the fifth-best number in the NFL. **A.J. Brown** was named to the Pro Bowl after recording his second consecutive 1,000-yard season (1,075) and tying for fifth place in the NFL with 11 touchdown catches.

Situationally, Vrabel's teams fared well among the NFL leaders in his first three seasons as head coach. From 2018 to 2020, their .935 winning percentage (29-2) in regular season games in which they had a fourth-quarter lead ranked second in the NFL behind the New Orleans Saints (.974). In the same time period, the Titans had a .643 winning percentage in three-point games (9-5), good for fifth in the league. The Titans and Saints were the only clubs to win at least three overtime contests in the regular season from 2018 to 2020, and neither suffered a loss.

The Titans were called for 267 penalties from 2018 through 2020, which was the second-fewest total in the NFL. Only the New England Patriots (249) fared better.

Also from 2018 to 2020, the Titans were a top-10 team in scoring defense. They allowed opponents to score 22.4 points per game during that time period, the eighth-lowest average in the NFL.

Titans to AFC Championship Game in Vrabel's Second Season

In 2019, Vrabel became the first head coach in the organization's history to win multiple playoff games within his first two seasons. The Titans won a pair of road games—at New England in the wild card round and at Baltimore in the divisional round—to advance to the 2019 AFC championship game, falling at Kansas City to the eventual Super Bowl champion Chiefs.

The Titans began the 2019 campaign with two wins in their first six games but rallied to win seven of their final 10 games in the regular season. From the time the NFL went to its current playoff format in 1990 through 2019, 345 teams went 2-4 or worse in their first six games of a season. From that group, the Titans became only the third team to advance to a conference championship game, joining the 2002 Titans (2-4) and the 1996 Jacksonville Jaguars (2-4).

The 2019 Titans ranked in the NFL's top 10 in scoring margin (eighth, +71), turnover margin (sixth, +6), offensive yards per play (fourth, 6.12), rushing offense (third, 138.9 yards per game), red zone efficiency (first, 75.6 percent), total touchdowns (tied for third, 54) and third-down defense (eighth, 36.3 percent).

In his first season as head coach, Vrabel directed the Titans to a 9-7 record. His nine wins tied for the fourth-highest total in franchise history by a first-year head coach.

With only 82 penalties enforced against the Titans in 2018, Vrabel's team led the NFL and set a franchise record (16-game season) for fewest penalties in a season. The 2018 Titans also placed third in points allowed (18.9 per game), eighth in total defense (333.4 yards per game), sixth in passing defense (216.9), second in red zone defense (44.7 percent touchdown rate) and seventh in rushing offense (126.4) in the league rankings.

Background as a Player and Coach

Vrabel arrived in Tennessee with 18 years of NFL experience, including four seasons as a coach and 14 seasons as a player. His distinguished playing career included three Super Bowl wins (2001, 2003 and 2004), one Pro Bowl selection (2007) and an All-Pro honor (2007). Vrabel played in 206 NFL games and totaled 57 sacks, 496 tackles, 11 interceptions, 20 forced fumbles, nine fumble recoveries and 10 touchdown receptions. Additionally, his teams advanced to the playoffs eight times (20 postseason games), with Vrabel recording eight postseason sacks and two postseason touchdown receptions.

Vrabel joined the Titans after four seasons with the Houston Texans, spending the first three seasons (2014-16) coaching linebackers and one year (2017) as the team's defensive coordinator. During his time in Houston, the Texans built one of the best defenses in the NFL and experienced tremendous success as a team – earning two division titles (2015, 2016).

Between 2014-16, the Texans defense ranked third in the NFL in yards allowed per game (319.9) and net passing yards (218.4). Houston also ranked first in third-down defense (33.6), fourth in opponent completion percentage (59.5) and sixth in points allowed per game (19.8). The 2016 defense ranked number one in the NFL, for the first time in franchise history, in yards allowed (301.3).

MIKE VRABEL AT A GLANCE

- Years as Titans head coach: **4**
- Years as NFL head coach: **4**
- Regular season record: **31-20**
- Postseason record: **2-2**
- Overall record: **33-22**
- Regular season home record: **16-10**
- Regular season road record: **15-10**
- vs. Jets: **1-0**
- At home vs. Jets: **1-0**
- On the road vs. Jets: **0-0**
- vs. Robert Saleh: **0-0**

Mike Vrabel's Career Coaching Ledger:

Years	Team	Position
2018-21	Tennessee Titans	Head Coach
2017	Houston Texans	Defensive Coordinator
2014-16	Houston Texans	Linebackers Coach
2012-13	Ohio State University	Defensive Line Coach
2011	Ohio State University	Linebackers Coach

Mike Vrabel's Career Playing Ledger:

Years	Team	Position
2009-10	Kansas City Chiefs	Linebacker
2001-08	New England Patriots	Linebacker
1997-00	Pittsburgh Steelers	Linebacker

TITANS 2021 COACHING STAFF

- Mike Vrabel Head Coach
- Craig Aukerman Special Teams
- Brian Bell Strength & Conditioning Assistant
- Scott Booker Safeties
- Shane Bowen..... Defensive Coordinator
- Kylan Butler..... Offensive Assistant
- Keith Carter..... Offensive Line
- Ryan Crow Outside Linebackers
- Tony Dews Running Backs
- Todd Downing Offensive Coordinator
- Matt Edwards Assistant Special Teams
- Erik Frazier..... Offensive Skill Assistant
- Mondray Gee Strength & Conditioning Assistant
- Jim Haslett..... Inside Linebackers
- Jason Houghtaling... Offensive Line Assistant
- Zak Kuhr Inside Linebackers Assistant
- Anthony Midget..... Secondary
- Rob Moore..... Wide Receivers
- Pat O'Hara Quarterbacks
- Frank Piraino..... Strength and Conditioning
- Jim Schwartz..... Senior Defensive Assistant
- Luke Steckel Tight Ends
- John Streicher..... Coordinator of Football Development
- Mike Sullivan Assistant Offensive Line
- Kenechi Udeze Defensive Line Assistant
- Terrell Williams..... Defensive Line



MOST WINS IN FIRST THREE SEASONS

In the 2020 regular season finale at Houston, **Mike Vrabel** earned his 31st win in the regular season and postseason since taking over as Titans head coach in 2018. He finished the campaign with a three-year record of 31-21, including a 2-2 mark in the playoffs.

His 31 victories tied for the three-year franchise record originally established by former Oilers coach **Jack Pardee** from 1990 to 1992.

Vrabel, Pardee and **Jerry Glanville** (1986–1988) are the only head coaches in team annals to preside over at least two playoff squads in their initial three seasons. All three of Pardee's first three teams made the postseason, while Glanville's Oilers advanced to the postseason in his second and third years.

With a 31-21 record, Vrabel's winning percentage of .596 tied Pardee for the highest mark of any head coach in franchise history who has been with the organization at least three years.

Most total wins in Titans/Oilers history in a head coach's first three seasons, including playoffs*:

Coach	Seasons	Wins	Losses	Ties	Win Pct.
1. Mike Vrabel	2018–2020	31	21	0	.596
Jack Pardee	1990–1992	31	21	0	.596
3. Jerry Glanville	1986–1988	26	25	0	.510
4. O.A. "Bum" Phillips	1975–1977	23	19	0	.548
Jeff Fisher	1995–1997	23	25	0	.479
6. Mike Munchak	2011–2013	22	26	0	.458
7. Wally Lemm	1966–1968	19	23	1	.453
Mike Mularkey	2016–2017**	19	15	0	.559
9. Frank "Pop" Ivy	1962–1963**	17	12	0	.586
10. Lou Rymkus	1960–1961**	12	7	1	.625

* Does not include interim seasons ** Two total seasons

When Vrabel was hired in 2018, he joined six other head coaches who joined (or rejoined) their respective clubs in the same offseason: **Jon Gruden** (Oakland/Las Vegas Raiders), **Matt Nagy** (Chicago Bears), **Matt Patricia** (Detroit Lions), **Frank Reich** (Indianapolis Colts), **Pat Shurmur** (New York Giants) and **Steve Wilks** (Arizona Cardinals). Of those seven coaches, Vrabel had the most wins from 2018 to 2020.

Vrabel, Reich and Nagy each led their respective teams to the playoffs twice in their first three seasons.

Most total wins from 2018 to 2020 by head coaches hired during the 2018 offseason:

Coach	Team	Wins	Losses	Ties	Pct.	Playoff Appearances
1. Mike Vrabel	Tennessee	31	21	0	.596	2
2. Frank Reich	Indianapolis	29	22	0	.569	2
3. Matt Nagy	Chicago	28	22	0	.560	2
4. Jon Gruden	Las Vegas	19	29	0	.396	0
5. Matt Patricia	Detroit	13	29	1	.314	0
6. Pat Shurmur	N.Y. Giants	9	23	0	.281	0
7. Steve Wilks	Arizona	3	13	0	.188	0

In 2017, his first year as a defensive coordinator, the Texans finished the campaign with 19 players on injured reserve. Despite the injuries, Vrabel led the defense to the fifth-best third-down percentage in the NFL and a franchise-record 3.97 yards per carry by opponents. Houston also had 18 different players record at least half a sack last year and 26 players tally at least one tackle for loss.

Vrabel spent his career playing and coaching with accomplished leaders, including **Bill Belichick**, **Bill Cowher**, **Romeo Crennel**, **Urban Meyer**, **Bill O'Brien** and **Todd Haley**.

As the Texans linebackers coach from 2014-16, Vrabel developed several players into top-notch performers, including **Jadeveon Clowney** (Pro Bowl, 2016), **Whitney Mercilus**, **Benardrick McKinney** (second-team All-Pro, 2016) and **Brian Cushing**. The 2015 Texans defense had the top third-down defense in the NFL (28.5 percent), which was the lowest percentage in franchise history and the lowest by any NFL team since the 2003 Titans (27.7 percent). The 2015 defense also set a franchise mark for sacks in a season with 45 - 22.5 coming from Vrabel's linebacking corps.

Prior to joining the NFL coaching ranks, Vrabel transitioned immediately from an NFL player to college coach. He started as the linebacker coach at Ohio State in 2011 and coached the defensive line from 2012–2013. The 2012 Buckeyes finished the season undefeated at 12-0. He also was named Big Ten Recruiter of the Year by ESPN.com in 2012.

Vrabel was selected by the Pittsburgh Steelers in the third round (91st overall) of the 1997 NFL Draft, after his playing career at Ohio State, where he earned All-America honors and Big Ten Conference Defensive Lineman of the Year in both 1995 and 1996.

A native of Akron, Ohio, Vrabel attended Walsh Jesuit High School. He and his wife, Jennifer, have two sons: Tyler and Carter.

VRABEL LEADS TITANS TO AFC TITLE GAME

Titans head coach **Mike Vrabel** became the franchise's sixth head coach in franchise annals to have the team in the playoffs within his first two full seasons.

Vrabel is the fourth head coach in Titans/Oilers history to win at least one playoff game in his first two full seasons, joining **Mike Mularkey** (2017 playoff victory), **Jack Pardee** (1991) and **Lou Rymkus** (1960 and 1961). He is the first head coach in the team's history to win multiple playoff games within his first two seasons.

Titans/Oilers head coaches in the playoffs within their first two full seasons:

Head Coach	1st Full Season as Head Coach	Postseason Berths in 1st 2 Seasons	Playoff Wins in 1st 2 Seasons
Mike Vrabel	2018	2019 (Year 2)	2
Mike Mularkey	2016*	2017 (Year 2)	1
Jack Pardee	1990	1990, 1991 (Years 1 & 2)	1
Wally Lemm	1966*	1967 (Year 2)	0
Frank "Pop" Ivy	1962	1962 (Year 1)	0
Lou Rymkus	1960	1960 (Year 1)	1

* Mularkey served as interim head coach for the final nine games of the 2015 season. Lemm was the head coach for the 1961 AFL Champion Oilers after taking over as head coach for the final nine games of the season. He left the team following the season and returned in 1966.

TITANS/OILERS HEAD COACH HISTORY

COACH	YEARS	WON	LOST	TIED	PCT.
Lou Rymkus	1960-61	12	7	1	.625
Wally Lemm	1961, 1966-70	38	40	4	.487
Frank "Pop" Ivy	1962-63	17	12	0	.586
Sammy Baugh	1964	4	10	0	.285
Hugh "Bones" Taylor	1965	4	10	0	.285
Ed Hughes	1971	4	9	1	.321
Bill Peterson	1972-73	1	18	0	.052
Sid Gillman	1973-74	8	15	0	.347
O.A. "Bum" Phillips	1975-80	59	38	0	.608
Ed Biles	1981-83	8	23	0	.258
Chuck Studley	1983	2	8	0	.200
Hugh Campbell	1984-85	8	22	0	.266
Jerry Glanville	1985-89	35	35	0	.500
Jack Pardee	1990-94	44	35	0	.556
Jeff Fisher	1994-2010	147	126	0	.538
Mike Munchak	2011-13	22	26	0	.458
Ken Whisenhunt	2014-15	3	20	0	.130
Mike Mularkey	2015-17	21	22	0	.488
Mike Vrabel	2018-21	33	22	0	.600

Records include postseason



TITANS 2021 ASSISTANT COACHES

SHANE BOWEN DEFENSIVE COORDINATOR

[Click For Complete Online Bio](#)

- Bowen was promoted to defensive coordinator in 2021 after spending his first three seasons with the Titans as outside linebackers coach.
- In 2020, he added defensive play-caller to his responsibilities. The Titans defense ranked seventh in the NFL with 23 takeaways, which tied for the most by a Titans defense since 2013 (25). The Titans also tallied 15 interceptions, which ranked seventh in the NFL and the most by the Titans since 2012 (19).
- In 2019, Harold Landry III (nine sacks) and Kamalei Correa (five) achieved career highs in sacks, while undrafted rookie Derick Roberson added three sacks.
- Bowen joined the Titans in 2018 after spending two seasons (2016-17) as a defensive assistant for the Houston Texans. He arrived with nine years of coaching experience.
- In 2016, Bowen was part of a Texans staff that produced the NFL's number one defense (yards allowed) for the first time in franchise history. In 2017, the defense ranked fifth in third-down defense and set a franchise record for yards per carry by opponents (3.97).
- He also served at Kennesaw State as linebackers coach (2013-15), at Ohio State as a defensive graduate assistant (2012). He began his coaching career as an assistant at Georgia Tech (2009-11).
- A native of Pickerington, Ohio, Bowen was a three-year letter winner at Georgia Tech as an outside linebacker.



TODD DOWNING OFFENSIVE COORDINATOR

[Click For Complete Online Bio](#)

- Downing was promoted to offensive coordinator in 2021 after initially joining the Titans in 2019 as tight ends coach. He came to the team with 18 years of previous NFL coaching experience.
- From 2019 to 2020, the Titans tight ends' 21 touchdowns tied for the third-highest total in the NFL among tight end groups. Over those two seasons the Titans tight ends also produced the league's seventh-best receiving yardage total (1,915) and tied for the eighth-best reception total (170).
- Among their peers in 2020, the Titans tight end corps ranked second in total touchdowns (14), third in touchdown receptions (12), sixth in receptions (94) and ninth in receiving yards (967). Jonnu Smith tied the franchise single-season record for tight ends with eight touchdown catches, which also tied for third place in the NFL in 2020.
- In his first season with the Titans (2019), Downing helped Smith set then-career highs in receptions (35) and yards (439), while Anthony Firkser (15 games) and MyCole Pruitt (10 starts) emerged as steady contributors.
- He spent 2018 as the tight ends coach for the Minnesota Vikings, helping Pro Bowl tight end Kyle Rudolph post the second-highest reception (64) and yardage totals (634) of his career.
- Downing spent three seasons (2015-17) with the Oakland Raiders, first as quarterbacks coach and then one season as offensive coordinator. In all three seasons with the Raiders, quarterback Derek Carr earned Pro Bowl invites.
- Downing coached the quarterbacks for one season (2014) in Buffalo and spent five seasons (2009-13) with the Detroit Lions. He originally joined the Lions as an offensive quality control coach and worked his way up to quarterbacks coach for the final three seasons.
- Downing began his NFL coaching career with the Minnesota Vikings (2001-05) and then the St. Louis Rams (2006-08).
- The Minneapolis, Minn., native attended the University of Minnesota.



GAME PREVIEW

TEAM NOTES

PLAYER NOTES

MEDIA

STATISTICS

ROSTERS

TITANS 2021 ASSISTANT COACHES

CRAIG AUKERMAN SPECIAL TEAMS

[Click For Complete Online Bio](#)

- Aukerman was promoted to special teams coach in 2018. He joined the Titans in January 2017 as the assistant special teams coach.
- In 2020, Titans punter Brett Kern's 59.5 percent (22 of 37) of punts placed inside the 20 was the best of any player with at least 30 punts in a season since 1991.
- In 2019, the Titans finished fourth in the NFL in net punting and tied for the NFL lead with four total blocked kicks. Brett Kern was named to his third consecutive Pro Bowl.
- The 2018 Titans set the NFL kickoff return average record (32.0).
- Prior to his arrival in Tennessee, he gained 17 years of coaching experience, including 10 seasons on the college level and seven years in the NFL.
- He spent four seasons (2013-16) with the San Diego Chargers working with their special teams, first as an assistant special teams coach (2013-15) and then as the special teams coordinator (2016).
- He also spent time in the NFL on the coaching staffs with the Jacksonville Jaguars (2011-12) and Denver Broncos (2010).
- In the college ranks, he coached at Findlay (2000), Miami (Ohio) (2001-02, 2005-08), Western Kentucky (2003-04), and Kent State (2009).
- Aukerman was a two-time NAIA All-American at the University of Findlay (Ohio), where he played defensive back and wide receiver from 1995-98.



KYLAN BUTLER OFFENSIVE ASSISTANT

[Click For Complete Online Bio](#)


- Butler joined the Titans for 2021 as part of the The NFL Bill Walsh Diversity Coaching Fellowship after seven years coaching at the collegiate level.
- Before arriving in Tennessee, he spent two seasons coaching wide receivers at Morehead State University. He also served as co-special teams coordinator in 2019 and was promoted to associate head coach for 2020-21. After the fall 2020 season was postponed due to the COVID-19 pandemic, Butler helped coach the team in its games during the spring of 2021.
- He spent two years at Glenville (W.Va.) State College, first as running backs coach in 2017 and then as offensive coordinator/wide receivers coach in 2018.
- Butler began his coaching career in 2014 at his alma mater, the University of Arizona, and spent three total seasons as an offensive graduate assistant.
- A native of Antioch, Calif., he appeared in 35 career games as a running back and on special teams for the Arizona Wildcats.



BRIAN BELL STRENGTH & CONDITIONING ASSISTANT

[Click For Complete Online Bio](#)

- Bell joined the Titans in 2018 after spending three seasons with the Houston Texans as assistant strength and conditioning coach. He was a member of back-to-back AFC South Division Championships in his first two campaigns in Houston.
- Bell was an assistant strength and conditioning coach at Penn State from 2012-13 and the head football strength and conditioning coach at his high school alma mater, DeMatha Catholic, in Hyattsville, Md., from 2011-12.
- Bell was a tight end and fullback at Kent State from 2002-06. In 2007, Bell signed with the Washington Redskins as an undrafted free agent and served on the team's practice squad.



KEITH CARTER OFFENSIVE LINE

[Click For Complete Online Bio](#)

- Carter joined the Titans in 2018 with 13 years of prior coaching experience, including five seasons in the NFL.
- In 2020, while using three different starting left tackles, the Titans had the NFL's second-ranked rushing offense (168.1 yards per game), and the unit's 25 sacks allowed was the sixth-best finish in the league. Derrick Henry (2,027 rushing yards) led the NFL in rushing for the second consecutive season and recorded the fifth-highest single-season rushing total in NFL history.
- In 2019, the Titans finished third in the NFL in rushing offense with Henry leading the league in rushing yards (1,540). Rookie Nate Davis started 15 consecutive games (including playoffs) at right guard.
- Prior to arriving in Tennessee, he spent three seasons with the Atlanta Falcons as running backs coach (2017) and assistant offensive line coach (2015-16). The 2016 Falcons offensive line protected NFL MVP Matt Ryan and paved the way for the NFL's fifth-best rushing attack while also winning the NFC Championship.
- He tallied two seasons as the offensive quality control coach for the Seattle Seahawks (2012-13).
- In the college ranks, Carter has experience as the offensive line/run game coach at San Jose State (2014), tight ends (2009) and offensive line coach (2010-11) at the University of San Diego, offensive line coach at University of the Redlands (2007-08), tight ends coach at Wagner College (2006) and as an undergraduate assistant at UCLA (2005).
- The Downingtown, Pa., native was a tight end, H-back and fullback at UCLA.



SCOTT BOOKER SAFETIES

[Click For Complete Online Bio](#)


- Booker joined the Titans in 2018 after spending 15 seasons in the college coaching ranks. After two seasons as a defensive assistant, he was promoted to safeties coach in 2020.
- In 2020, the Titans defense ranked seventh in the NFL with 15 interceptions, which was most by the Titans since 2012. Safety Kevin Byard led the defense and set a career high with 111 tackles.
- He spent the 2017 season as the safeties coach/special teams coordinator at Nebraska.
- Previously, Booker spent seven years (2010-16) at Notre Dame, as a tight ends/special teams coordinator (2012-16) and offensive intern (2010-11). He coached the secondary at Western Kentucky for one season (2009).
- Booker began his coaching career at his alma mater Kent State as a graduate assistant (2003-04) and secondary coach (2005-08).
- The Pittsburgh, Pa., native played collegiately at Kent State.



RYAN CROW OUTSIDE LINEBACKERS

[Click For Complete Online Bio](#)

- Crow was promoted to outside linebackers coach in 2021 after initially joining the Titans in 2018. He arrived with seven previous seasons of coaching experience in the college ranks.
- After serving as a defensive assistant for his first two seasons with the Titans, his title was changed to assistant special teams coach in 2020.
- Crow served as a graduate assistant at Ohio State (2017) and worked primarily with linebackers.
- Crow spent three seasons at Baldwin Wallace University as offensive coordinator/offensive line coach (2015-16) and offensive line coach (2014). He also spent three seasons at Purdue as a graduate assistant working with the offensive line (2012-13) and one season as assistant strength coach (2011).
- A native of Findlay, Ohio, Crow played linebacker at Bowling Green and earned a scholarship after initially walking on.



TITANS 2021 ASSISTANT COACHES

TONY DEWS RUNNING BACKS

[Click For Complete Online Bio](#)

- Dewes joined the Titans in 2018 with 20 previous years of coaching in the college ranks.
- In 2020, the Titans had the NFL's second-ranked rushing offense (168.1 yards per game). Derrick Henry led the NFL in rushing for the second consecutive season and produced the eighth 2,000-yard rushing season in league history. Henry's 2,027 rushing yards ranked fifth all-time for a single season.
- In 2019, the Titans finished third in the NFL in rushing offense with Henry leading the league with 1,540 rushing yards.
- In 2018, the Titans finished with the NFL's seventh-ranked rushing offense, as Henry ranked second in the AFC with 1,059 rushing yards.
- Prior to his arrival in Tennessee, Dewes coached running backs at West Virginia in 2017.
- Dewes had stints coaching wide receivers at Arizona (2012-16), tight ends at Pittsburgh (2011), wide receivers at Michigan (2008-10), wide receivers at West Virginia (2007), linebackers at UNLV (2006), special teams (2005) and tackles/tight ends (2004) at Central Michigan, defensive line at Holy Cross (2002), offensive line at California (Pa.) and defensive line at Millersville (1998). He was a graduate assistant at West Virginia from 1999-2001.
- A native of Clifton, Va., Dewes played tight end at Liberty University, where he was the team's leading receiver in both of his final two seasons.



MATT EDWARDS ASSISTANT SPECIAL TEAMS

[Click For Complete Online Bio](#)

- Edwards joined the Titans in 2018 with 15 previous years of collegiate coaching experience.
- Edwards returns to assistant special teams coach in 2021 after holding the title for each of his first two seasons in Tennessee. He served as defensive assistant in 2020.
- He spent four seasons (2014-17) as the defensive coordinator at Tiffin University.
- Edwards served as the defensive line/special teams coordinator at Florida Atlantic (2013), the linebackers/special teams coordinator (2012) and defensive ends coach (2011) at Miami (Ohio), and seven seasons (2004-10) at Kent State primarily coaching the defensive line. Edwards began his coaching career as linebackers coach at the College of Wooster.
- A native of Cincinnati, Ohio, Edwards played linebacker and defensive end at Miami (Ohio).



ERIK FRAZIER OFFENSIVE SKILL ASSISTANT

[Click For Complete Online Bio](#)

- Erik Frazier joined the Titans in 2021 after two seasons as wide receivers coach/pass game coordinator at Montana State.
- Served as the Bill Walsh Minority Intern with the New York Giants (2019), Minnesota Vikings (2018) and Kansas City Chiefs (2017).
- Also had previous stints coaching at Delaware Valley (wide receivers, 2014; wide receivers/quarterbacks, 2015), Dayton (wide receivers, 2016), Northwestern (graduate assistant, 2017) and Western Illinois (wide receivers, 2018).
- A native of Philadelphia, Pa., he earned Division II All-America honors in 2011 as a wide receiver at Kutztown University.



MONDRAY GEE STRENGTH & CONDITIONING ASSISTANT

[Click For Complete Online Bio](#)

- Gee (pronounced "jee") joined the Titans in 2019 after spending nine seasons with the Seattle Seahawks (2010-18), where he served as an assistant strength and conditioning coach.
- Prior to joining the Titans, Gee accrued 19 seasons in coaching, including 18 seasons in the NFL.
- The Seahawks earned playoff berths in seven of his nine seasons there, including a Super Bowl XLVII victory following the 2013 season and an NFC title the following year.
- From 2008-09, Gee was a strength and conditioning assistant with the Green Bay Packers. His stint in Green Bay followed seven seasons (2001-07) with the Detroit Lions as a strength and conditioning assistant.
- Gee also worked at Michigan State (1996-2001), first as an intern as an undergrad and then as a strength and conditioning graduate assistant.
- He is a native of Detroit, Mich.



JIM HASLETT INSIDE LINEBACKERS

[Click For Complete Online Bio](#)


- Haslett joined the Titans in 2020 with 24 years of NFL coaching experience and nine years of NFL playing experience.
- He arrived in Tennessee after spending three seasons (2016-18) as the linebackers coach for the Cincinnati Bengals.
- He holds the distinction as being the only person recognized as a College Football Hall of Fame member (as a player), an Associated Press NFL Defensive Rookie of the Year and an AP NFL Coach of the Year.
- His 12 total seasons as an NFL coordinator include stints with New Orleans (1996), Pittsburgh (1997-99), St. Louis (2006-08) and Washington (2010-14).
- He coached Mike Vrabel during his stint as defensive coordinator in Pittsburgh.
- His experience includes six seasons (2000-05) as the head coach for the New Orleans Saints, where he earned AP Coach of the Years honors in 2000. He also had stints as a head coach in 2008 on an interim basis with the St. Louis Rams, and for the Florida Tuskers in the United Football League in 2009.
- A Pittsburgh native, Haslett was a four-time little All-America defensive player (LB and DE) at Indiana (Pa.) University. He was a second-round draft pick by the Buffalo Bills in 1979.



JASON HOUGHTALING OFFENSIVE LINE ASSISTANT

[Click For Complete Online Bio](#)

- Houghtaling (pronounced (HO)-tail-ing) joined the Titans in 2021. He spent 2020 as offensive line coach with Colgate.
- Houghtaling spent 12 total seasons over three stints at Wagner College (2006-09, 2011-12, 2014-19), including serving as head coach for the Seahawks from 2015 to 2019.
- He also served as head coach at Hudson Valley Community College in 2010 and as the offensive coordinator at Cornell in 2013.
- A native of Windsor, N.Y., he attended Lafayette College and played defensive line before injuries ended his career. He graduated from the University ofinghamton.




TITANS 2021 ASSISTANT COACHES

ZAK KUHR

INSIDE LINEBACKERS ASSISTANT

[Click For Complete Online Bio](#)

- Kuhr joined the Titans in 2020 after a season as offensive analyst at the University of Texas in 2019.
- He spent two seasons at Texas State. In addition to coaching running backs for the Bobcats from 2017-18, he was the co-offensive coordinator in 2017 and the offensive coordinator/assistant head coach in 2018.
- He coached running backs at Rutgers in 2016.
- Following the 2013 season as a graduate assistant at Old Dominion, he spent two years at James Madison, where he coached running backs in 2014 and added co-offensive coordinator to his title in 2015.
- He interned under Urban Meyer at Ohio State from 2011 to 2012 after a two-year stint as a special teams coordinator at Edward Waters College.
- A native of Jacksonville, Fla., he attended the University of Florida.



ANTHONY MIDGET

SECONDARY

[Click For Complete Online Bio](#)

- Midget was hired by the Titans in 2020 to coach the Titans secondary. He arrived in Tennessee with 14 years of coaching experience, including six seasons (2014-19) with the Houston Texans.
- In 2020, Titans defense ranked seventh in the NFL with 15 interceptions. Cornerback Malcolm Butler's five combined interceptions in the regular season and postseason tied for fourth in the league. Safety Kevin Byard led the defense and set a career high with 111 tackles.
- From 2018-19, he was the Texans secondary coach. In 2018, the Texans finished ninth in the NFL with 15 interceptions and ranked fourth in points allowed (19.8 per game).
- He joined the Texans in 2014 as the assistant secondary coach and spent four seasons in that role before being promoted.
- Before joining the NFL, he spent one season at Penn State coaching safeties (2013) and five seasons (2008-12) at Georgia State, including his final season there as defensive coordinator.
- His college coaching career started at his alma mater as a graduate assistant at Virginia Tech (2007) after entering coaching at Lake Worth (Fla.) High School from 2003-06.
- A Florida native, Midget was a three-year starter at cornerback for Virginia Tech and was a fifth-round selection by the Atlanta Falcons in 2000.



ROB MOORE

WIDE RECEIVERS

[Click For Complete Online Bio](#)

- Moore joined the Titans in 2018 with 16 years of NFL experience as a player and coach.
- In 2020, A.J. Brown was selected to the Pro Bowl in his second year after posting 70 receptions for 1,075 yards and 11 touchdowns. Corey Davis set career highs with 984 receiving yards and five touchdowns and tied his career high with 65 catches.
- In 2019, Brown led the 2019 NFL rookie class in receiving yards (1,051), tied for the rookie lead in touchdown receptions (eight), ranked fifth among rookies in receptions (52) and ranked second among all NFL players in receiving average (20.2).
- In 2018, Corey Davis, led the offense in his second season with 65 receptions, 891 receiving yards and four touchdowns, seeing dramatic increases from his rookie campaign.
- Moore spent three seasons (2015-17) as the wide receivers coach for the Oakland Raiders and one year (2014) with the Buffalo Bills.
- During his three years in Oakland, he worked with Amari Cooper and Michael Crabtree, who totaled 435 receptions, 5,556 receiving yards and 43 touchdowns in that time.
- During his one year in Buffalo, he worked with Sammy Watkins, who set franchise records for a rookie with 65 receptions for 982 yards.
- Moore also spent time coaching at Syracuse (2010-13), Phoenix (Ariz.) Junior College (2009) and Montclair (N.J.) High School (2002-03).



- A native of Hempstead, N.Y., Moore had a 12-year NFL career playing for the New York Jets (1990-94) and Arizona Cardinals (1995-2001).

PAT O'HARA

QUARTERBACKS

[Click For Complete Online Bio](#)

- O'Hara joined the Titans in 2018 after spending three seasons (2015-17) with the Houston Texans as an offensive assistant who helped coach quarterbacks. He arrived in Tennessee with 19 previous seasons of coaching experience.
- In 2020, Ryan Tannehill ranked fifth in the NFL with a 106.5 passer rating, which was second in franchise history behind Tannehill's own 2019 record of 117.5. Tannehill produced top-five numbers on several other franchise single-season lists in 2020, including 40 total touchdowns (first), 3,819 passing yards (third), 33 touchdown passes (tied for second), 65.5 completion percentage (fourth) and 7.9 yards per attempt (tied for fifth).
- In 2019, Tannehill led the NFL in passer rating (117.5—fourth in NFL history) and passing average (9.6). Tannehill set franchise records in both categories in addition to the team's completion percentage benchmark (70.3).
- In 2018, quarterback Marcus Mariota set a then-franchise record with a 68.9 completion percentage. He also finished with a career-best average of 7.64 yards per attempt and a career-low eight interceptions.
- O'Hara spent 10 years coaching in the Arena Football League, including stints as a head coach for the Los Angeles Avengers (2009), Tri-Cities Fever (AF2, 2009), Orlando Predators (2010-11) and New Orleans Voo-Doo (2012-14).
- O'Hara was an offensive coordinator for the AFL's Tampa Bay Storm for three seasons (2005, 2007-08).
- A native of Santa Monica, Calif., O'Hara was a 10th round selection for the Tampa Bay Buccaneers in the 1991 NFL Draft.



FRANK PIRAINO

STRENGTH & CONDITIONING

[Click For Complete Online Bio](#)

- Piraino joined the Titans in 2019 after serving as head strength and conditioning coach for football at Boston College, where he spent six total seasons (2013-18).
- Piraino joined head coach Steve Addazio at Boston College after spending two seasons (2011-12) as his head strength and conditioning coach at Temple and one year as the head strength and conditioning coach for football at Marshall (2010).
- He served on the strength and conditioning staff at the University of Florida for five years (2005-09), during a stretch when Florida won a pair of national championships (2006 and 2008) under head coach Urban Meyer.
- He also spent time at Notre Dame (2004), Michigan State (2003-04) and Walsh Jesuit (Cuyahoga Falls, Ohio) High School (2000-03), as well as an internship with the Cleveland Indians (2000-01).
- Piraino graduated from the University of Akron and later earned a master's degree from Michigan State.



JIM SCHWARTZ

SENIOR DEFENSIVE ASSISTANT

[Click For Complete Online Bio](#)

- Schwartz rejoined the Titans in 2021 as senior defensive assistant. He previously spent 10 seasons with the Titans from 1999 to 2008 and was the team's defensive coordinator from 2001 to 2008.
- He has 14 years of experience as an NFL defensive coordinator and an additional five years as the head coach of the Detroit Lions (2009-13).
- From 2016 to 2020, Schwartz was the defensive coordinator with the Philadelphia Eagles. During his five seasons in Philadelphia, the Eagles ranked third in third-down defense (35.9 percent), sixth in red-zone defense (52.7 percent), third in rushing defense (99.1 yards per game) and seventh in sacks (208).



TITANS 2021 ASSISTANT COACHES

- In 2020, the Eagles defense ranked third in the NFL with 49 sacks, and in 2019, the team led the NFL in forcing three-and-out drives (27.5 percent).
- In Philadelphia's 2017 Super Bowl winning season, he guided the Eagles to the league's best rushing defense (79.2 yards allowed), the third best third-down defense (32.2 percent) and the fourth best takeaway total (31).
- Schwartz originally joined the Titans as a defensive assistant (1999) and then linebackers/third-down package (2000) before taking the reins as defensive coordinator in 2001.
- He is a native of Baltimore, Md., and a graduate of Georgetown University.

LUKE STECKEL

TIGHT ENDS

[Click For Complete Online Bio](#)

- Steckel was promoted to tight ends coach in 2021 following eight previous years with the organization.
- Steckel joined the Titans in 2013 as an assistant to the head coach and was promoted to offensive assistant the following season. He also served as assistant wide receivers coach in 2017.
- In 2020, the Titans offense ranked second overall (396.4 yards per game), second in rushing (168.1) and fourth in scoring (30.7 points per game).
- The 2019 Titans ranked third in the NFL in rushing, first in red zone efficiency and fourth in yards per play.
- He joined the Titans after spending four seasons (2009-2012) with the Cleveland Browns as the assistant to the head coach.
- He spent three seasons as a linebacker at Princeton (2004-06), where he helped lead the Tigers to an Ivy League Championship.
- He is the son of former Titans offensive coordinator Les Steckel and attended Brentwood (Tenn.) High School.



JOHN STREICHER

COORDINATOR OF FOOTBALL DEVELOPMENT

[Click For Complete Online Bio](#)

- Streicher was promoted to coordinator of football development in 2020 after previously serving the team as assistant to head coach Mike Vrabel.
- Streicher joined the Titans in 2018 following two years (2016-17) as Texas State's director of football operations. There he managed the day-to-day operations of the program and oversaw recruiting under Bobcats head coach Everett Withers.
- From 2014-15, Streicher served on James Madison's football staff. He was promoted to the director of football operations and player personnel in 2015 after originally joining JMU as special assistant to the head coach.
- A native of Cincinnati, Ohio, Streicher went to James Madison after spending six seasons on the football staff at Ohio State.



MIKE SULLIVAN

ASSISTANT OFFENSIVE LINE

[Click For Complete Online Bio](#)

- Sullivan joined the Titans in 2014 and has worked with the offensive line since that time.
- In 2020, Sullivan completed his seventh season with the team. While using three different starting left tackles, the Titans had the NFL's second-ranked rushing offense (168.1 yards per game), and the unit's 25 sacks allowed was the sixth-best finish in the league. Derrick Henry led the league and recorded the fifth-highest single-season rushing total in NFL history with 2,027 rushing yards.
- In 2019, the Titans finished third in the NFL in rushing offense with Henry leading the league in rushing yards (1,540). Rookie Nate Davis started 15 consecutive games (including playoffs) at right guard.
- He joined the Titans in 2014 after one season as offensive line coach for the Cleveland Browns (2013).
- Sullivan spent four seasons (2009-12) as offensive line coach for the San Diego Chargers. He had two other stints with the Browns as offensive line coach (2007-08) and assistant offensive line coach (2001-04).




- He has three seasons of college experience, as offensive line coach for Western Michigan (2005-06) and as a graduate assistant for the University of Miami (Fla.) (2000).
- Sullivan began his coaching career in 1997, spending five seasons coaching in Europe.
- A native of Chicago, Ill., Sullivan played in 48 games for the Tampa Bay Buccaneers from 1992-95.

KENECHI UDEZE

DEFENSIVE LINE ASSISTANT

[Click For Complete Online Bio](#)

- Udeze joined the Titans in 2021 as defensive line assistant after spending the 2020 season as linebackers coach at Vanderbilt University.
- In 2019, he served as an analyst on the defensive staff during Louisiana State University's 2019 national championship season.
- Prior to joining LSU, Udeze served on the defensive staff at his alma mater, the University of Southern California, from 2016-18 after serving as an assistant strength and conditioning coach in 2015.
- He was an assistant defensive line coach for the Seattle Seahawks in 2012 and a minority coaching fellow for the Minnesota Vikings (2013) and the Buffalo Bills (2015). He also has coaching experience at the University of Washington (2009-11) and the University of Pittsburgh (2014).
- He was the 20th overall pick by the Minnesota Vikings in the 2004 NFL Draft and went on to play four seasons before a battle with leukemia cut his career short.
- As a defensive end for USC (2001-03), the Los Angeles native earned consensus All-America honors after leading the country with 16.5 sacks as a senior.



TERRELL WILLIAMS

DEFENSIVE LINE

[Click For Complete Online Bio](#)

- Williams joined the Titans in 2018 with 20 previous years of coaching experience, including six seasons in the NFL.
- In 2020, defensive tackle Jeffery Simmons continued to emerge as one of the NFL's top young talents. Simmons ranked second on the team with 19 quarterback pressures and became the first player in the franchise's "Titans era" (since 1999) to post at least three fumble recoveries, three sacks and five passes defended in the same season.
- In 2019, Williams helped acclimate Simmons to the NFL as a first-round rookie, while veteran Jurrell Casey earned his fifth consecutive Pro Bowl berth.
- In 2018, Casey was named to the Pro Bowl after leading the defense with seven sacks. The Titans defense ranked eighth overall and third in points allowed.
- He spent three seasons coaching the defensive line with the Miami Dolphins (2015-17).
- During Williams' tenure with the Dolphins, Cameron Wake tallied 29 sacks, the eighth-highest total by a player, and Ndamukong Suh posted 15.5 sacks, the eighth-highest number of sacks among defensive tackles.
- Williams also spent three seasons coaching the defensive line with the Oakland Raiders (2012-14).
- Prior to joining the NFL coaching ranks, Williams spent time at Texas A&M (2010-11), Purdue (2006-09), Akron (2004-05), Youngstown State (2002-03), North Carolina A&T (1999-2001) and Fort Scott Community College (1998).
- A native of Los Angeles, Calif., Williams played collegiately at East Carolina as a nose tackle.



WHAT TO LOOK FOR IN 2021



Kevin Byard enters his sixth season in 2021.

WHAT TO LOOK FOR – TEAM

- The Titans have had a winning record each season since general manager **Jon Robinson** arrived in 2016. After going 9-7 each year from 2016 to 2019 and then achieving an 11-5 finish in 2020, a sixth consecutive season above .500 would give the franchise its second-best all-time streak. The only previous stretch in which the club achieved at least six straight winning records was 1987 to 1993.
- The Titans can earn their third consecutive playoff berth. It would be the organization's first time doing so since a franchise-record seven consecutive playoff appearances from 1987 to 1993.

WR A.J. BROWN

- Needs 1,000 receiving yards and eight touchdown receptions to become the fourth player to reach the marks in each of his first three NFL seasons. He would join **John Jefferson**, **Randy Moss** and **Odell Beckham Jr.**
- Can join **Derrick Mason** (2001–2004) as the only players in franchise history to register 1,000 receiving yards in at least three consecutive seasons. Brown would be the first to accomplish the feat in his first three seasons.

S KEVIN BYARD

- Needs two interceptions in 2021 (18 interceptions entering the season) to become the 15th player in franchise history to reach 20 career interceptions. The most recent Titans player to do so was safety **Michael Griffin**.

RB DERRICK HENRY

- Needs 2,000 rushing yards to become the first player in NFL history to reach the mark in two different seasons.
- Needs 1,500 rushing yards and 15 rushing touchdowns to become the first player in NFL history to reach both marks in three consecutive seasons.
- Needs 15 rushing touchdowns to become the second player in NFL history to reach the mark in three consecutive seasons, joining **LaDainian Tomlinson** (four seasons, 2004–2007).
- Can join **Steve Van Buren** (1947–1949) as the only players in NFL history to lead the NFL in rushing yards, rushing attempts and rushing touchdowns for three consecutive seasons.
- Can become the fifth player in NFL history to win the NFL rushing title in three consecutive seasons, joining **Steve Van Buren** (1947–1949), **Jim Brown** (1957–1961, 1963–1965), **Earl Campbell** (1978-80) and **Emmitt Smith** (1991-93).
- Needs a pair of 200-yard rushing games to give him seven for his career, which would set the NFL record. He would surpass **O.J. Simpson** and **Adrian Peterson**, who each have six such performances.
- Needs 17 total touchdowns to reach 75 career touchdowns and break the franchise record held by **Eddie George** (74).

CB JACKRABBIT JENKINS

- Needs one interception return for a touchdown to become the eighth player in NFL history to record nine career interception return touchdowns.

WR JULIO JONES

- With 12,896 career receiving yards entering 2021, needs 802 receiving yards to surpass **Marvin Harrison** (13,697) for the second-most through a player's first 11 seasons in NFL history.
- Needs 95 receptions to surpass **Jerry Rice** (942) for the second-most through a player's first 11 seasons in NFL history. Jones enters 2021 with 848 career catches.
- Can become the third player in NFL history with 60 career 100-yard receiving games. He needs two such games in 2021 to join **Jerry Rice** (76) and **Randy Moss** (64). Jones is tied with **Marvin Harrison** (59) for the third-most 100-yard receiving games in NFL history.

P BRETT KERN

- Can record his eighth total season and fifth consecutive campaign with a net punting average of at least 40.0 yards. No other punter in franchise history has had one such season.
- Became the fourth player in franchise history to play 13 seasons for the organization, joining **Bruce Matthews** (1983–2001), **Elvin Bethea** (1968–1983) and **Brad Hopkins** (1993–2005).
- Needs 17 games in 2021 (183 career games with the Titans entering the season) to become the third player in franchise history to appear in 200 career games. He would join **Bruce Matthews** (296) and **Elvin Bethea** (210).

GM JON ROBINSON

- Can become the only Titans/Oilers general manager in franchise history to oversee six total winning seasons, breaking the record of five winning seasons established by **Bum Phillips** (1975, 1977–1980) and later matched by **Mike Holovak** (1989–1993).
- Can become the only Titans/Oilers general manager in franchise history to oversee six consecutive winning seasons in his first six years on the job, breaking the record set by **Mike Holovak** (1989–1993).

QB RYAN TANNEHILL

- Can produce his sixth career season with at least 3,000 passing yards and his third career season with at least 4,000 passing yards.
- Can become the first player in franchise history with multiple career seasons with at least 30 touchdown passes.
- Can become the first player in franchise history to produce three consecutive seasons with a passer rating of at least 100.0 (117.5 in 2019; 106.5 in 2020). He already became the only quarterback in franchise history to have two consecutive seasons with a passer rating of 100.0 or better.
- Can join **Drew Brees** (2018-20) as the only players in NFL history with a passer rating of at least 106.0 in three consecutive seasons.

HEAD COACH MIKE VRABEL

- With a winning record in 2021, **Mike Vrabel** would become the only head coach in franchise history other than **Jack Pardee** (1990–1993) to begin his tenure with at least four consecutive winning campaigns. Vrabel, who arrived in 2018, already joined Pardee as the only head coaches in team annals with three consecutive seasons over .500 to begin their careers.



The Titans traded for Julio Jones in June.

TITANS ROSTER BREAKDOWN

Out of the 53 players on the Titans roster (as of Sept. 26), there are 26 offensive players, 24 defensive players and three specialists. Twenty players were added to the roster since the end of the 2020 campaign.

The following is a closer breakdown of the roster (as of Sept. 26, 2021):

Years in NFL (including 2021):

14th	1
13th	0
12th	2
11th	1
10th	4
9th	0
8th	2
7th	5
6th	4
5th	3
4th	6
3rd	8
2nd	8
1st	1
Rookie	8

By Age (age as of season opener on Sept. 12, 2021):

20-24	20
25-28	19
29-32	10
33+	4

By Position:

OL	9
WR	7
CB	6
DL	5
ILB	5
OLB	5
S	3
RB/FB	4
TE	4
Specialists	3
QB	2

By Draft Round:

First Round	7
Second Round	8
Third Round	4
Fourth Round	3
Fifth Round	6
Sixth Round	2
Seventh Round	4
Undrafted	19

States that produced the most current Titans (high school location):

California - 8 (Jayon Brown, Dane Cruikshank, Nick Dzubnar, Tommy Hudson, Jeremy McNichols, David Quessenberry, Ty Sambrailo, Geoff Swaim)

North Carolina - 7 (Denico Autry, Breon Borders, Caleb Farley, Matthias Farley, Kendall Lamm, Harold Landry III, Larrell Murchison)

Florida - 6 (Derrick Henry, Chris Jackson, Jackrabbit Jenkins, Mekhi Sargent, Rashad Weaver, Nick Westbrook-Ikhine)

Texas - 6 (Ola Adeniyi, Aaron Brewer, Randy Bullock, Josh Reynolds, Derick Roberson, Ryan Tannehill)

Universities that produced the most current Titans:

Alabama - 3 (Rashaan Evans, Derrick Henry, Julio Jones)

Texas A&M - 3 (Randy Bullock, Josh Reynolds, Ryan Tannehill)

Toledo - 3 (Ola Adeniyi, Brett Kern, Logan Woodside)

First-Round Draft Picks:

CB Caleb Farley (2021)
DT Jeffery Simmons (2019)
ILB Rashaan Evans (2018)
OLB Bud Dupree (2015)
T Taylor Lewan (2014)
QB Ryan Tannehill (2012)
WR Julio Jones (2011)

Pro Bowl Seasons:

WR A.J. Brown (2020)
S Kevin Byard (2017)
RB Derrick Henry (2019-20)
CB Jackrabbit Jenkins (2016)
WR Julio Jones (2012, 2014-19)
P Brett Kern (2017-19)
T Taylor Lewan (2016-18)
LS Morgan Cox (2015-16, 2019-20)
QB Ryan Tannehill (2019)

Drafted by the Titans: 19

New players in 2021: 20

Oldest player:

P Brett Kern (2/17/86)

Youngest player:

WR Racey McMath (6/14/99)

Tallest player:

T Taylor Lewan (6-7)

Shortest player:

WR Cameron Batson (5-8)
RB Mekhi Sargent (5-8)

NISSAN STADIUM

In 2015, the Titans and Nissan North America announced the formation of a 20-year, exclusive naming-rights partnership that rebranded Nashville's downtown stadium as Nissan Stadium.

Nissan Stadium hosts all Titans home football games, Tennessee State University football games, the Music City Bowl, the CMA Music Festival and numerous other events.

The procurement of naming rights to Nissan Stadium fit the automotive company's 'Fewer, Bigger, Better' marketing strategy, which has included ongoing sponsorships of NBC's 'The Voice,' the Heisman House college football program and a major advertising presence in this year's Super Bowl. Nissan is also now the official automotive partner of the Tennessee Titans.

Nissan's ever-growing footprint in Tennessee includes vehicle and powertrain manufacturing facilities in Smyrna and Decherd respectively, along with its North American headquarters in Franklin.

The Nissan Smyrna Plant began operations in 1983 and employs more than 8,400 people. In 2014, the Smyrna plant assembled more than 648,000 vehicles, making it the highest volume automotive assembly plant in North America. Nissan also has a major manufacturing presence in Canton, Miss., along with research and development groups in California, Arizona and Michigan. In total, the company employs more than 22,000 employees in the U.S.

One component of the Titans-Nissan partnership is assisting charitable organizations throughout Middle Tennessee in an array of community outreach programs. A centerpiece of this is the annual "Taste of Titans" charitable event, for which Nissan serves as presenting sponsor. During the course of a 20-year relationship, a total of more than \$1 million resulting from these annual events is anticipated to be distributed to local non-profit organizations.

Nissan Stadium is a city-owned venue that has housed the Titans since 1999. The naming rights agreement includes the opportunity for Nissan branding on the exterior of the stadium, as well as stadium signage and other unique displays inside the stadium. LP Building Products held the naming rights to the stadium from 2006 until the Nissan partnership was established in 2015.

Titans/Oilers all-time regular-season record by home venue:

Stadium	Seasons	W-L-T	Pct.
Jeppesen Stadium	1960-1964	25-11-0	.694
Rice Stadium	1965-1967	11-10-0	.524
Astrodome	1968-1996	113-103-2	.523
Liberty Bowl	1997	6-2-0	.750
Dudley Field (Vanderbilt Stadium)	1998	3-5-0	.375
Nissan Stadium	1999-2021	101-77-0	.567

TICKETS ON SALE

Tickets for the 2021 season at Nissan Stadium are now on sale. To find out about ticket options, fans can visit TennesseeTitans.com/tickets, email ticketsales@titans.nfl.com or call (615) 565-4200. Information on season ticket memberships, single-game tickets, flex plans, group tickets, suite sales and "Fireball Fast Passes" is available.

Titans season ticket members receive the best seat locations at the best price, flexible interest-free payment plans and playoff ticket priority. Additional benefits include access to exclusive VIP events year-round, special discounts on concession items, pre-sales to Nissan Stadium events and concerts, and a unique season ticket member gift each season.



NISSAN STADIUM RECORD WHEN ...

The Titans at Nissan Stadium (1999-present):

	Games	Record	Pct.
Regular Season	178	101-77	.567
Postseason	5	2-3	.400
Combined	183	103-80	.563

Record When ...	Reg. Season	Playoffs
September	21-16	
October	23-21	
November	23-17	
December	32-22	
January	2-1	2-3
Thursday	4-3	
Friday	0-1	
Saturday	2-1	2-1
Sunday	88-69	0-2
Monday	6-3	
Tuesday	1-0	
Against own division	42-31	0-1
Against AFC	73-60	2-3
Against NFC	28-17	
Overtime games	7-6	1-0
In primetime	12-11	
Temperature 80+	7-6	
Temperature <40	8-10	1-1
Titans score 20 points	84-32	2-0
Titans score 30 points	37-6	1-0
Titans allow <20 points	65-13	1-1
Titans allow <10 points	13-0	
Titans net 300 yards	76-45	1-2
Opponents net <300 yards	49-10	1-2
Titans commit 0 turnovers	33-11	
Titans force 2 turnovers	66-23	

WINNING AT HOME

Since the midway point of the 2016 season, the Titans have been one of the NFL's most successful teams at home.

In 2018, the Titans won six games and lost twice at Nissan Stadium. They followed that with a 4-4 home record in 2019 and a 5-3 mark in 2020.

Since the weekend of their 2016 home victory over the Jaguars (Oct. 27, 2016), the Titans' winning percentage in home games is one of the highest in the NFL.

Highest winning percentage in home games (regular season) since Week 8 of 2016 (Oct. 27, 2016):

Team	Wins	Losses	Ties	Win Pct
1. New Orleans Saints	29	9	0	0.763
Baltimore Ravens	29	9	0	0.763
3. Green Bay Packers	27	9	1	0.743
4. New England Patriots	28	10	0	0.737
5. Kansas City Chiefs	28	11	0	0.718
6. Tennessee Titans	26	12	0	0.684
Pittsburgh Steelers	26	12	0	0.684
8. Seattle Seahawks	25	13	0	0.658
9. Dallas Cowboys	24	13	0	0.649
10. Minnesota Vikings	24	14	0	0.632



TITANS/OILERS ALL-TIME RECORD

	W	L	T
Regular Season:	453	476	6
Home	259	207	2
Road	194	269	4
As Titans (1999-present)	186	169	0
As Oilers (1960-1998)	267	307	6
Postseason:	17	22	0
Home	6	6	0
Road	11	15	0
Super Bowl (XXXIV)	0	1	0
As Titans (1999-present)	8	9	0
As Oilers (1960-1998)	9	13	0

All-time playoff appearances by the Oilers/Titans: 1960, 1961, 1962, 1967, 1969, 1978, 1979, 1980, 1987, 1988, 1989, 1990, 1991, 1992, 1993, 1999, 2000, 2002, 2003, 2007, 2008, 2017, 2019, 2020

All-time division titles by the Oilers/Titans: 1960, 1961, 1962, 1967, 1991, 1993, 2000, 2002, 2008, 2020

FIVE CONSECUTIVE WINNING SEASONS

With an 11-5 record during the 2020 regular season, the Titans recorded their fifth season with a winning record in five seasons since **Jon Robinson** was hired as general manager.

In the "Titans era" (1999-present), it marks the first time the team has had as many as three consecutive winning campaigns.

With their 2020 mark on top of their 9-7 marks every season from 2016 through 2019, the Titans built the third-longest active streak of winning seasons in the NFL.

Most current consecutive winning seasons (through 2020):

Team	Total	Seasons
1. Seattle Seahawks	9	2012-2020
2. Kansas City Chiefs	8	2013-2020
3. Tennessee Titans	5	2016-2020
4. New Orleans Saints	4	2017-2020
Los Angeles Rams	4	2017-2020
Baltimore Ravens	4	2017-2020

WINNING IN THE AFC SOUTH

Since the start of the 2017 season, the Titans have built the best division record in the AFC South.

The Titans finished the 2020 regular season with a 5-1 record in the AFC South, tying (2017) for their second-best divisional record since the formation of the AFC South in 2002.

Best division winning percentage in the AFC South from 2017-2021:

Team	Wins	Losses	Ties	Win %
1. Tennessee Titans	17	8	0	.680
2. Indianapolis Colts	13	12	0	.520
3. Houston Texans	12	13	0	.480
4. Jacksonville Jaguars	8	17	0	.320

Best final division records for the Titans since the AFC South was formed in 2002:

Season	Wins	Losses	Win %
1. 2002	6	0	1.000
2. 2020	5	1	.833
2017	5	1	.833
3. 2008	4	2	.667
2003	4	2	.667
2006	4	2	.667
2007	4	2	.667
7. 2019	3	3	.500
2018	3	3	.500
2011	3	3	.500

TOP OFFENSES IN 2020

The 2020 Titans ranked among the NFL leaders in total offense (yards per game), rushing offense and scoring offense (points per game).

The Titans tied for second place in total offense (396.4 yards per game), which was the franchise's highest ranking since finishing second in 1991.

NFL's top-ranked total offenses in 2020 (yards per game):

Team	Tot Yards Per Game
1. Kansas City Chiefs	415.8
2. Tennessee Titans	396.4
Buffalo Bills	396.4
4. Minnesota Vikings	393.3
5. Green Bay Packers	389.0
6. Arizona Cardinals	384.6
7. Tampa Bay Buccaneers	384.1
8. Las Vegas Raiders	383.3
9. Los Angeles Chargers	382.1
10. Indianapolis Colts	378.1

NFL's top-ranked rushing offenses in 2020 (yards per game):

Team	Rush Yards Per Game
1. Baltimore Ravens	191.9
2. Tennessee Titans	168.1
3. Cleveland Browns	148.4
4. New England Patriots	146.6
5. Minnesota Vikings	142.7
6. New Orleans Saints	141.6
7. Arizona Cardinals	139.8
8. Green Bay Packers	132.4
9. Philadelphia Eagles	126.7
10. Los Angeles Rams	126.1

Most points per game in 2020:

Team	Points Per Game
1. Green Bay Packers	31.8
2. Buffalo Bills	31.3
3. Tampa Bay Buccaneers	30.8
4. Tennessee Titans	30.7
5. New Orleans Saints	30.1
6. Kansas City Chiefs	29.6
7. Baltimore Ravens	29.3
8. Seattle Seahawks	28.7
9. Indianapolis Colts	28.2
10. Las Vegas Raiders	27.1



YARDS PER PLAY SINCE 2019

Since the start of the 2019 season, the Titans rank second in the NFL in average net yards per offensive play.

The 2019 Titans finished the season with 5,805 total yards on 949 total plays. Their average of 6.12 yards per play was the fourth-best in the NFL. They finished fourth again in 2020, averaging 6.15 yards per play (1,031 plays, 6,343 yards).

Highest average yards per play since 2019:

Team	Yards Per Play
1. Kansas City Chiefs	6.29
2. Tennessee Titans	6.07
3. Baltimore Ravens	6.05
4. Minnesota Vikings	6.01
5. Tampa Bay Buccaneers	5.97
6. Houston Texans	5.96
7. Las Vegas Raiders	5.94
8. Dallas Cowboys	5.92
9. Seattle Seahawks	5.87
10. San Francisco 49ers	5.82

TOUCHDOWNS FROM 2019-2021

Since the beginning of the 2019 season, the Titans rank near the top of the NFL in total touchdowns scored.

In 2020, the Titans finished with 62 total touchdowns, which ranked second in the NFL and second all-time for the franchise (66 in 1961).

Most total touchdowns from 2019 to 2021:

Team	Total Touchdowns
1. Baltimore Ravens	128
2. Tampa Bay Buccaneers	127
3. Tennessee Titans	124
4. New Orleans Saints	121
5. Kansas City Chiefs	119
6. Green Bay Packers	118
7. Seattle Seahawks	114
8. San Francisco 49ers	112
Minnesota Vikings	112
10. Buffalo Bills	106

RED ZONE SUCCESS SINCE 2019

During the past three seasons, the Titans have fielded the NFL's most efficient offense in the red zone. From 2019 to 2020, they had 82 touchdowns in 109 possessions inside their opponent's 20-yard line.

During the 2019 campaign alone, they scored touchdowns on 75.6 percent (34 of 45) of their drives inside the opponent's 20-yard line to lead the league. That was the third-best figure in the NFL since 1991 and the highest since the 2013 Denver Broncos (76.1 percent).

In 2020, their 75.0 percent rate in the red zone (48 of 64) ranked second to the Green Bay Packers (80.0 percent).

Top red zone offenses (touchdown percentage) from 2019-2021:

Team	RZ Drives	Touchdowns	TD Pct.
1. Tennessee Titans	122	89	73.00%
2. Green Bay Packers	121	87	71.90%
3. Seattle Seahawks	122	84	68.90%
4. New Orleans Saints	134	91	67.90%
5. Tampa Bay Buccaneers	129	87	67.40%
6. Baltimore Ravens	132	88	66.70%
7. Minnesota Vikings	126	83	65.90%
8. Cleveland Browns	114	75	65.80%
9. Detroit Lions	103	67	65.00%
10. Philadelphia Eagles	105	68	64.80%
11. San Francisco 49ers	125	78	62.40%

RARE OFFENSIVE NUMBERS

The 2020 Titans offense produced 6,343 total yards to tie for second place in the NFL (6,653 by Kansas City). Their 26 rushing touchdowns finished second in the league (30 by New Orleans), and their 33 passing touchdowns tied for eighth place.

The Titans were the only team in 2020 and just the sixth club in NFL history to complete a season with at least 6,000 total yards, 25 rushing touchdowns and 30 passing touchdowns. They joined the 1981 San Diego Chargers, the 1998 Denver Broncos, the 2000 St. Louis Rams, the 2012 New England Patriots and the 2018 New Orleans Saints.

Teams in NFL history with 6,000 total yards, 25 rushing touchdowns and 30 passing touchdowns:

Team	Season	Net Yards	Rush TD	Pass TD
Tennessee Titans	2020	6,343	26	33
New Orleans Saints	2018	6,067	26	33
New England Patriots	2012	6,846	25	34
St. Louis Rams	2000	7,075	26	37
Denver Broncos	1998	6,092	26	32
San Diego Chargers	1981	6,744	26	34

2020 OFFENSE/FRANCHISE HISTORY

The Titans offense finished at or near the top of the franchise charts in several major single-season categories, including first downs, net yards and points scored.

Most first downs in a season, franchise history:

Season	1st Downs
1. 2020	381
2. 1990	376
3. 1991	353
4. 1992	339
5. 1993	330

Most total net yards in a season, franchise history:

Season	Net Yards
1. 2020	6,343
2. 1961	6,288
3. 1990	6,222
4. 1991	5,987
5. 2019	5,805

Most total points in a season, franchise history:

Season	Points Scored
1. 1961	513
2. 2020	491
3. 2003	435
4. 1988	424
5. 1990	405

TITANS HIT TRIO OF BENCHMARKS

The 2020 Titans, who tied for second in the NFL in overall offense (396.4 yards per game), had 2,690 yards on the ground and 3,653 yards through the air for a total of 6,343 yards.

Having surrendered only 25 sacks in 16 games, the Titans ended up with their best finish since 2011 (24). They tied for sixth place in the NFL in fewest times sacked, and the number represented a 55.4 percent improvement from the 56 sacks they allowed in 2019.

Since the NFL went to a 16-game schedule in 1978, the Titans became the first team to register a season with 3,500 net passing yards and 2,500 net rushing yards while also allowing 25 or fewer sacks.

TURNOVER DIFFERENTIAL

The Titans finished 2020 in first place in the NFL with a plus-11 turnover differential. They had a total of 23 takeaways and 12 giveaways.

Best turnover differential in 2020:

Team	Takeaways	Giveaways	Turnover Differential
1. Tennessee Titans	23	12	+11
2. Indianapolis Colts	25	15	+10
3. Pittsburgh Steelers	27	18	+9
New Orleans Saints	26	17	+9
Miami Dolphins	29	20	+9
6. Tampa Bay Buccaneers	25	17	+8
7. Green Bay Packers	18	11	+7
8. Kansas City Chiefs	22	16	+6
9. Cleveland Browns	21	16	+5
10. Seattle Seahawks	22	18	+4
Baltimore Ravens	22	18	+4
Buffalo Bills	26	22	+4

15 PLAYERS WITH A TAKEAWAY

In 2020, the Titans registered 15 interceptions and eight fumble recoveries. Fifteen different players contributed to their 23 total takeaways.

Amani Hooker and **Malcolm Butler** tied for the team lead with four interceptions each, while defensive tackle **Jeffery Simmons** had a team-high three defensive fumble recoveries and tied Washington's **Chase Young** for the NFL lead. Simmons was Tennessee's first player since linebacker **Brad Kassell** in 2005 to recover three opponent fumbles in a single campaign.

The Titans' count of 15 players with at least one takeaway was the highest number in the NFL.

Most players with at least one takeaway (interception or opponent's fumble recovery) in 2020:

Team	Players with at Least 1 Takeaway
1. Tennessee Titans	15
2. Philadelphia Eagles	14
Los Angeles Chargers	14
Washington Football Team	14
San Francisco 49ers	14
6. (seven teams tied)	13

LEAST PENALIZED TEAMS FROM 2018-2021

Under head coach **Mike Vrabel**, who was named to his current post in 2018, the Titans have been one of the NFL's least penalized teams.

From 2018-20, the Titans were called for the second-fewest total penalties in the NFL—267 total infractions. Only the New England Patriots (249) fared better.

In 2018, the Titans were called for only 82 penalties, leading the NFL and setting a team record for the lowest number in a 16-game season (since 1978, excluding strike-shortened 1982 and 1987 seasons). They received no more than four penalties in nine of their 16 games. The previous franchise record for fewest penalties in a 16-game season was 84 by the 1983 Oilers.

Fewest total penalties from 2018-2021:

Team	Penalties
1. New England Patriots	267
2. Tennessee Titans	283
3. Minnesota Vikings	289
4. Los Angeles Rams	292
5. Carolina Panthers	293
6. Miami Dolphins	296
7. Indianapolis Colts	302
8. Chicago Bears	304
9. Cincinnati Bengals	307
10. New York Giants	308
11. Green Bay Packers	309



74 TOTAL PLAYERS IN 2020

In 2020, the Titans had a total of 74 players participate in at least one regular season game. It was tied for the seventh-highest total in the NFL.

Since 1993, the Titans' 74 total participants in 2020 was the most for the franchise, topping the previous mark of 70 in 2014.

Highest total number of players participating in one or more games for the Titans/Oilers from 1993 to 2020 (regular season):

Season	Players Appearing in a Game
1. 2020	74
2. 2014	70
3. 2019	69
4. 2012	64
5. 2015	63
2007	63

NFL teams with the highest total number of players participating in at least one game in 2020 (regular season):

Team	Players Appearing in a Game
1. San Francisco 49ers	84
2. Philadelphia Eagles	81
Jacksonville Jaguars	81
4. New York Jets	80
5. Denver Broncos	75
Baltimore Ravens	75
7. Tennessee Titans	74
Detroit Lions	74
9. Dallas Cowboys	73
10. Seattle Seahawks	72

WINNING CLOSE GAMES

Since the beginning of the 2019 season, no NFL team has more wins than the Titans in games decided by three points or less.

The Titans won their first three games of 2020 by a total of six points—a 16-14 victory at Denver followed by a 33-30 win against the Jaguars and a 31-30 win at Minnesota. They closed the season with a 41-38 win at Houston.

In 2019, with **Ryan Tannehill** piloting the offense, they earned a pair of three-point wins: 23-20 over the Los Angeles Chargers (Oct. 20) and 35-32 against the Kansas City Chiefs (Nov. 10).

Most wins in games decided by three points or less, 2019–2021:

Team	Wins
1. Tennessee Titans	7
2. Kansas City Chiefs	6
New Orleans Saints	6
Seattle Seahawks	6
Houston Texans	6
6. (seven teams tied)	5

KEY NUMBERS

3

Playoff seasons by the Titans since general manager **Jon Robinson** was hired in 2016.

4

Players in NFL history to rush for 1,500 yards and 15 touchdowns in two consecutive seasons: **Terrell Davis** (1997-98), **Shaun Alexander** (2004-05), **Larry Johnson** (2005-06) and **Derrick Henry** (2019-20).

5

Consecutive winning seasons for the Titans from 2016 to 2020. It is the second-longest such streak in franchise history trailing only the Oilers' seven consecutive winning records from 1987 through 1993.

6

Consecutive overtime games won by the Titans dating back to 2015. The streak includes a 4-0 overtime mark under **Mike Vrabel**.

7

Career touchdown runs by **Derrick Henry** of 60 yards or longer, which places him in a tie with **Ahman Green** for the fifth most in NFL history behind only **Adrian Peterson** (15), **Jim Brown** (nine), **Chris Johnson** (eight) and **Barry Sanders** (eight).

10

Game-winning drives by **Ryan Tannehill** since the time he arrived in Tennessee in 2019. No quarterback has had more in that time period.

13

Titans players who recorded at least one rushing attempt or reception last week against Indianapolis.

17

Wins by the Titans in AFC South matchups since the beginning of the 2017 season. Their .680 division winning percentage (17-8) in that time period is the best in the AFC South.

20

Touchdown receptions by **A.J. Brown** since he entered the NFL in 2019. It is tied for the sixth-highest total in that time period.

25

Seasons, including 2021, that the Titans franchise has spent in Tennessee (1997 to 2021).

33

Total wins, including playoffs, by **Mike Vrabel** as a head coach. In 2020, Vrabel tied **Jack Pardee** (1990–1992) for the most wins in a head coach's first three seasons in franchise history (31).

94.9

Career receiving yards per game by Titans wide receiver **Julio Jones**, who ranks first in NFL history in the category (min. 100 games).

108.4

Passer rating by **Ryan Tannehill** since Week 7 of 2019, when he became the Titans starting quarterback. He ranks third in the NFL in the category during that time behind **Drew Brees** (112.3; retired) and **Aaron Rodgers** (110.9).

381

Scrimmage yards by **Derrick Henry** in the past two games on 72 total scrimmage touches.



TITANS QUARTERBACKS

No.	Name	Ht	Wt	Exp	College
17	Tannehill, Ryan	6-4	217	10	Texas A&M
5	Woodside, Logan	6-1	213	2	Toledo

#17 • QB RYAN TANNEHILL

6-4, 207, 10th Year (3rd with Titans), Texas A&M
[Click for complete bio](#)

Quarterback **Ryan Tannehill** is in his 10th NFL season and his third campaign with the Titans in 2021.

After receiving a multi-year contract extension during the 2020 offseason, Tannehill responded with 16 starts for the first time since 2015 and produced one of the best seasons of any quarterback in franchise history. A Titans team captain for the first time, his statistics finished in the top five of several of the organization's single-season record lists, including 40 total touchdowns (first), a 106.5 passer rating (second), 3,819 passing yards (third), 33 touchdown passes (tied for second), 65.5 completion percentage (fourth) and 7.9 yards per attempt (tied for fifth).

Tannehill and Buffalo's **Josh Allen** became the fourth and fifth quarterbacks in NFL history with at least 3,800 passing yards, 33 passing touchdowns and seven rushing touchdowns in the same season. Only **Cam Newton** (2015), **Daunte Culpepper** (2000) and **Steve Young** (1994) had done so previously.

From 2019 to 2020, Tannehill built an 18-8 record as a starter in the regular season and led the Titans to two playoff appearances, including an appearance in the 2019 AFC championship game. He was the team's first quarterback since **Steve McNair** in 2002 and 2003 to start playoff games in back-to-back seasons.

From the time he took over as the Titans' starter in Week 7 of 2019 through the 2020 campaign, Tannehill's 111.3 passer rating ranked third in the NFL behind only **Drew Brees'** 112.3 and **Aaron Rodgers'** 111.7. Among qualifiers, Tannehill became the fourth player in NFL history with a passer rating of at least 106.0 in consecutive seasons, joining Brees (2018-20), **Russell Wilson** (2018-19) and Rodgers (2011-12).

In 2019, Tannehill set single-season franchise records and led the NFL with a 117.5 passer rating and a passing average of 9.6 yards per attempt. His passer rating was the fourth-highest figure in NFL history among qualifiers. Additionally, he set a club record and placed third in the NFL with a 70.3 completion percentage.

Tannehill was named AFC Offensive Player of the Month for December 2019 and was named to his first career Pro Bowl. He also won the Associated Press Comeback Player of the Year Award.

Originally a first-round selection (eighth overall) by the Miami Dolphins in the 2012 NFL Draft, Tannehill was acquired by the Titans in a trade with the Dolphins on March 15, 2019. The Titans sent a 2019 seventh-round pick and a 2020 fourth-round selection to Miami in exchange for Tannehill and a 2019 sixth-rounder.

Over his seven seasons in Miami, he started 88 games, threw for 20,434 yards and 123 touchdowns, and rushed for 1,210 yards and six scores. When he left Miami, he ranked second in franchise history behind **Chad Pennington** in both career completion percentage (62.8) and career passer rating (87.0). He authored 13 game-winning drives for the Dolphins.

From 2012 through 2015, Tannehill's passing yardage total—15,460 yards—was the third highest mark in NFL history for a player's first four seasons, behind only **Peyton Manning** and **Dan Marino**. Tannehill's two 4,000-yard passing seasons (2015 and 2014) were the only ones recorded by a Dolphins quarterback other than Marino (six times). The Dolphins reached the playoffs in 2016, breaking an eight-year postseason drought.

A native of Big Spring, Texas, Tannehill attended Texas A&M, where he earned honorable mention All-America honors as a senior. He played both quarterback and wide receiver, passing for 5,450 yards and 42 touchdowns and adding 112 receptions for 1,596 yards and 10 scores.



2021 Game Notes:

➤ **Against Arizona (9/12)**, completed 21 of 35 passes for 212 yards with one touchdown and one interception (74.9 passer rating). He completed a 39-yard pass to Chester Rogers on a flea flicker in the second quarter and threw a 13-yard touchdown pass to A.J. Brown in the third quarter. It was his 14th consecutive game with at least one touchdown pass, tying George Blanda (14 games from 1961–1962) for the fifth-longest such streak in franchise history. He scored a touchdown on a one-yard rushing attempt in the second quarter to give him four consecutive games with at least one touchdown run, dating back to the 2020 season. He became the first quarterback in franchise history to rush for at least one touchdown in four consecutive contests. He also became the first player for the franchise and only the third NFL player since 1970 to register four consecutive games with at least one touchdown pass and at least one rushing touchdown, joining **Kyler Murray** (five in 2020) and **Michael Vick** (four in 2010).

➤ **At Seattle (9/19)**, completed 27 of 40 passes for 347 yards (94.5 passer rating), leading the team to an overtime victory. He added 27 rushing yards on four attempts. He recorded his 23rd career game-winning drive and his 10th game-winning drive since joining the Titans in 2019. It was his 23rd career 300-yard passing game and his 10th such performance since joining the Titans in 2019. He had a 51-yard completion to Julio Jones in the second quarter.

➤ **Against Indianapolis (9/26)**, completed 18 of 27 passes for 197 yards with three touchdowns and two interceptions for a passer rating of 94.2. It was his 24th career game with at least three touchdown passes. He also tied his career high with 56 rushing yards on five attempts. He converted a third down with a 17-yard run in the first quarter and added a 28-yard run in the third quarter. All three touchdown passes were delivered to players with whom he had never previously connected for a touchdown: a six-yard touchdown pass to wide receiver Chester Rogers in the first quarter, an 18-yarder to wide receiver Nick Westbrook-Ikhine in the second quarter and a 10-yarder to running back Jeremy McNichols in the fourth quarter.

2020 NFL PASSING LEADERS

Ryan Tannehill finished among the 2020 NFL passing leaders in several categories.

Highest passer rating in 2020 (qualifiers only):

Player	Team	Passer Rating
1. Aaron Rodgers	Green Bay Packers	121.5
2. Deshaun Watson	Houston Texans	112.4
3. Patrick Mahomes	Kansas City Chiefs	108.2
4. Josh Allen	Buffalo Bills	107.2
5. Ryan Tannehill	Tennessee Titans	106.5
6. Drew Brees	New Orleans Saints	106.4
7. Russell Wilson	Seattle Seahawks	105.1
8. Kirk Cousins	Minnesota Vikings	105.0
9. Tom Brady	Tampa Bay Buccaneers	102.2
10. Derek Carr	Las Vegas Raiders	101.4

Most touchdown passes in 2020:

Player	Team	TD Passes
1. Aaron Rodgers	Green Bay Packers	48
2. Russell Wilson	Seattle Seahawks	40
Tom Brady	Tampa Bay Buccaneers	40
4. Patrick Mahomes	Kansas City Chiefs	38
5. Josh Allen	Buffalo Bills	37
6. Kirk Cousins	Minnesota Vikings	35
7. Ryan Tannehill	Tennessee Titans	33
Deshaun Watson	Houston Texans	33
Ben Roethlisberger	Pittsburgh Steelers	33
10. Justin Herbert	Los Angeles Chargers	31

Highest passing average in 2020 (yards per attempt):

Player	Team	Yards/Att
1. Deshaun Watson	Houston Texans	8.9
2. Kirk Cousins	Minnesota Vikings	8.3
3. Aaron Rodgers	Green Bay Packers	8.2
4. Patrick Mahomes	Kansas City Chiefs	8.1
5. Josh Allen	Buffalo Bills	7.9
Ryan Tannehill	Tennessee Titans	7.9
Derek Carr	Las Vegas Raiders	7.9
8. Ryan Fitzpatrick	Miami Dolphins	7.8
9. Matthew Stafford	Detroit Lions	7.7
Philip Rivers	Indianapolis Colts	7.7

Highest touchdown-to-interception ratio in 2020:

Player	Team	TDs per INT
1. Aaron Rodgers	Green Bay Packers	9.60
2. Patrick Mahomes	Kansas City Chiefs	6.33
3. Ryan Tannehill	Tennessee Titans	4.71
Deshaun Watson	Houston Texans	4.71
5. Drew Brees	New Orleans Saints	4.00
6. Josh Allen	Buffalo Bills	3.70
7. Tom Brady	Tampa Bay Buccaneers	3.33
8. Ben Roethlisberger	Pittsburgh Steelers	3.30
9. Baker Mayfield	Cleveland Browns	3.25
10. Gardner Minshew	Jacksonville Jaguars	3.20

Tannehill's 2021 Game-by-Game Statistics:

Date/Opp	W-L	G/S	Passing													Rushing				
			Att	Cmp	Pct	Yds	Yd/Att	TD	TD%	Int	Int%	Lg	Sack	Lost	Rate	Att	Yds	Avg	Lg	TD
9/12 vs. Ari	L	QB	35	21	60.0	212	6.06	1	2.9	1	2.9	39	6	56	74.9	2	17	8.5	16	1
9/19 at Sea	W	QB	40	27	67.5	347	8.68	0	0.0	0	0.0	51	3	27	94.5	4	27	6.8	19	0
9/26 vs. Ind	W	QB	27	18	66.7	197	7.30	3	11.1	2	7.4	26	1	9	94.2	5	56	11.2	28	0
10/3 at NYJ																				
10/10 at Jax																				
10/18 vs. Buf																				
10/24 vs. KC																				
10/31 at Ind																				
11/7 at LAR																				
11/14 vs. NO																				
11/21 vs. Hou																				
11/28 at NE																				
12/12 vs. Jax																				
12/19 at Pit																				
12/23 vs. SF																				
1/2 vs. Mia																				
1/9 at Hou																				

Tannehill's Career Regular Season Statistics (2012-18 with Miami):

Year	G	S	Passing													Rushing				
			Att	Cmp	Pct	Yds	Yd/Att	TD	TD%	Int	Int%	Lg	Sack	Lost	Rate	Att	Yds	Avg	Lg	TD
2012	16	16	484	282	58.3	3,294	6.8	12	2.5	13	2.7	80	35	234	76.1	49	211	4.3	31	2
2013	16	16	588	355	60.4	3,913	6.7	24	4.1	17	2.9	67	58	399	81.7	40	238	6.0	48	1
2014	16	16	590	392	66.4	4,045	6.9	27	4.6	12	2.0	50	46	337	92.8	56	311	5.6	40	1
2015	16	16	586	363	61.9	4,208	7.2	24	4.1	12	2.0	54	45	420	88.7	32	141	4.4	28	1
2016	13	13	389	261	67.1	2,995	7.7	19	4.9	12	3.1	74	29	216	93.5	39	164	4.2	18	1
2017	0	0																		
2018	11	11	274	176	64.2	1,979	7.2	17	6.2	9	3.3	75	35	279	92.7	32	145	4.5	20	0
2019	12	10	286	201	70.3	2,742	9.6	22	7.7	6	2.1	91	31	212	117.5	43	185	4.3	25	4
2020	16	16	481	315	65.5	3,819	7.9	33	6.9	7	1.5	75	24	173	106.5	43	266	6.2	45	7
2021	3	3	102	66	64.7	756	7.4	4	3.9	3	2.9	51	10	92	87.7	11	100	9.1	28	1
Totals	119	117	3,780	2,411	63.8	27,751	7.3	182	4.8	91	2.4	91t	313	2,362	91.8	345	1,761	5.1	48	18

Tannehill's Career Postseason Statistics:

Year	G	S	Passing													Rushing				
			Att	Cmp	Pct	Yds	Yd/Att	TD	TD%	Int	Int%	Lg	Sack	Lost	Rate	Att	Yds	Avg	Lg	TD
2016	0	0	0	0	-	0	-	0	-	0	-	-	0	0	-	0	0	-	-	0
2019	3	3	60	36	60.0	369	6.2	5	8.3	1	1.7	45	5	40	98.5	13	35	2.7	9	1
2020	1	1	26	18	69.2	165	6.3	1	3.8	1	3.8	35	1	7	83.0	2	6	3.0	4	0
Totals	4	4	86	54	62.8	534	6.2	6	7.0	2	2.3	45	6	47	93.8	15	41	2.7	9	1

Tannehill's Regular Season Single-Game Highs:

- Attempts** - 58 at N.Y. Jets (11/29/15)
- Completions** - 35 vs. Minnesota (12/21/14)
- Passing Yards** - 431 at Arizona (9/30/12)
- Touchdown Passes** - 4 (Four times, last vs. Houston, 10/18/20)
- Long Completion** - 91t at Oakland (12/8/19)
- Completion Percentage** - 79.3 vs. L.A. Chargers (10/20/19)
- Passer Rating** - 155.3 vs. Oakland (9/23/18)
- Rushing Attempts** - 8 (Twice, last at N.Y. Jets, 9/16/18)
- Rushing Yards** - 56 (Twice, last vs. Indianapolis, 9/26/21)
- Long Rush** - 48 at Pittsburgh (12/8/13)
- Rushing Touchdowns** - 2 (Three times, last at Houston, 1/3/21)

Tannehill's Playoff Single-Game Highs:

- Attempts** - 31 at Kansas City (1/19/20)
- Completions** - 21 at Kansas City (1/19/20)
- Passing Yards** - 209 at Kansas City (1/19/20)
- Touchdown Passes** - 2 (Twice, last at Kansas City, 1/19/20)
- Long Completion** - 45t at Baltimore (1/11/20)
- Completion Percentage** - 69.2 vs. Baltimore (1/10/21)
- Passer Rating** - 108.1 at Kansas City (1/19/20)
- Rushing Attempts** - 6 at Baltimore (1/11/20)
- Rushing Yards** - 13 at Baltimore (1/11/20)
- Long Rush** - 9 at Baltimore (1/11/20)
- Rushing Touchdowns** - 1 at Baltimore (1/11/20)

SINGLE-SEASON FRANCHISE RECORDS

Ryan Tannehill enjoyed one of the finest statistical passing seasons of any quarterback in Titans/Oilers franchise history in 2020. He concluded the season ranked among the franchise greats in several passing categories, including yards and touchdowns.

Prior to 2020, Tannehill's 2019 totals included 2,742 yards, 22 touchdowns and six interceptions on 201-of-286 passing. His passer rating of 117.5 ranked first in the NFL and was one of three major single-season passing records he set for the franchise. He also established new benchmarks for completion percentage (70.3) and passing average (9.6).

Single-season passing yardage leaders, franchise history:

Player	Season	Pass Yards
1. Warren Moon	1991	4,690
2. Warren Moon	1990	4,689
3. Ryan Tannehill	2020	3,819
4. Warren Moon	1989	3,631
5. Matt Hasselbeck	2011	3,571

Single-season touchdown pass leaders, franchise history:

Player	Season	TD Passes
1. George Blanda	1961	36
2. Ryan Tannehill	2020	33
Warren Moon	1990	33
4. George Blanda	1962	27
5. Marcus Mariota	2016	26

Single-season passer rating leaders, franchise history:

Player	Season	Rating
1. Ryan Tannehill	2019	117.5
2. Ryan Tannehill	2020	106.5
3. Steve McNair	2003	100.4
4. Warren Moon	1990	96.8
5. Marcus Mariota	2016	95.6

Single-season completion percentage leaders, franchise history:

Player	Season	Comp Pct
1. Ryan Tannehill	2019	70.3
2. Marcus Mariota	2018	68.9
3. Cody Carlson	1992	65.6
4. Ryan Tannehill	2020	65.5
5. Warren Moon	1992	64.7

Single-season passing average leaders (yards per attempt), franchise history:

Player	Season	Yards/Att
1. Ryan Tannehill	2019	9.6
2. George Blanda	1961	9.2
3. Steve McNair	2003	8.0
Warren Moon	1990	8.0
5. Ryan Tannehill	2020	7.9
Warren Moon	1988	7.9

Single-season combined passing and rushing touchdown leaders, franchise history:

Player	Season	Pass + Rush TD
1. Ryan Tannehill	2020	40
2. George Blanda	1961	36
3. Warren Moon	1990	35
4. Steve McNair	2003	28
Marcus Mariota	2016	28
George Blanda	1960	28

TANNEHILL'S CAREER 300-YARD PASSING GAMES

Date	Opp	W/L	Att	Cmp	Pct	Yds	TD	Int	Rtg
9/30/12	at Arizona	L	41	26	63.4	431	1	2	86.5
12/21/14	Minnesota	W	47	35	74.5	396	4	1	118.7
12/8/19	at Oakland	W	27	21	77.8	391	3	1	140.4
12/6/20	Cleveland	L	45	29	64.4	389	3	1	104.8
9/18/16	at New England	L	45	32	71.1	387	2	2	93.5
10/18/20	Houston	W	41	30	73.2	366	4	1	122.6
9/20/15	at Jacksonville	L	44	30	68.2	359	2	0	108.0
11/29/15	at N.Y. Jets	L	58	33	56.9	351	3	1	84.8
1/3/16	New England	W	35	25	65.8	350	2	0	112.8
9/19/21	at Seattle	W	40	27	67.5	347	0	0	94.5
12/14/14	at New England	L	47	29	61.7	346	1	2	73.5
11/3/19	at Carolina	L	39	27	69.2	331	1	2	82.3
12/1/13	at N.Y. Jets	W	43	28	65.1	331	2	1	94.2
12/27/15	Indianapolis	L	38	26	68.4	329	0	1	84.2
9/27/20	at Minnesota	W	37	23	62.2	321	0	1	78.8
9/25/16	Cleveland	W	39	25	64.1	319	3	2	93.9
9/15/13	at Indianapolis	W	34	23	67.6	319	1	0	107.4
10/20/19	L.A. Chargers	W	29	23	79.3	312	2	1	120.1
12/15/13	New England	W	37	25	67.6	312	3	0	120.6
11/24/13	Carolina	L	42	28	66.7	310	1	1	86.4
11/8/15	at Buffalo	L	35	26	74.3	307	0	0	100.5
10/6/13	Baltimore	L	40	21	52.5	307	1	0	86.1
10/29/15	at New England	L	44	28	63.6	300	0	2	64.6

A NEW START

Since **Ryan Tannehill's** first start with the Titans, which took place Oct. 20, 2019 against the Los Angeles Chargers, he has been one of the NFL's passing leaders in several categories. He ranks third in the NFL in that time period in passer rating.

Highest passer rating since Ryan Tannehill became the Titans starter in Week 7 of 2019 (minimum 224 attempts):

Player	Att	Cmp	Pct	Yds	TD	Int	Rating
1. Drew Brees	720	521	72.4	5,513	49	8	112.3
2. Aaron Rodgers	964	648	67.2	7,360	72	9	110.9
3. Ryan Tannehill	853	569	66.7	7,173	59	15	108.4
4. Kirk Cousins	924	636	68.8	7,412	60	16	107.3
5. Lamar Jackson	669	433	64.7	5,138	54	13	106.8
6. Patrick Mahomes	953	640	67.2	7,607	59	13	106.3
7. Deshaun Watson	838	575	68.6	7,031	47	16	105.0
8. Russell Wilson	971	651	67.0	7,513	64	18	104.4
9. Matthew Stafford	740	486	65.7	6,138	45	14	103.8
10. Derek Carr	1005	679	67.6	8,243	48	16	101.8



TEAM SINGLE-GAME PASSER RATING

On Dec. 20, 2020, **Ryan Tannehill** recorded at 145.8 passer rating against the Detroit Lions. It qualified as the seventh best single-game passer rating in franchise history (minimum 20 attempts) and was Tannehill's second-highest passer rating in a qualifying game (155.3 vs. Oakland on Sept. 23, 2018).

On Sept. 20, 2020, Tannehill posted a 145.7 passer rating against the Jacksonville Jaguars that at the time ranked seventh in team history.

Highest single-game passer ratings in franchise history (min. 20 attempts):

Player	Opp	Date	Att	Cmp	Yds	TD	Int	Rtg
1. Chris Chandler	at Cin	9/24/95	26	23	352	4	0	158.3
2. Marcus Mariota	GB	11/13/16	26	19	295	4	0	149.8
3. Marcus Mariota	Jax	10/27/16	22	18	270	2	0	148.1
4. Marcus Mariota	at Hou	11/26/18	23	22	303	2	0	147.7
5. Steve McNair	Hou	10/12/03	27	18	421	3	0	146.8
6. Warren Moon	at Cle	11/18/90	32	24	322	5	0	146.1
7. Ryan Tannehill	Det	12/20/20	27	21	273	3	0	145.8
8. Ryan Tannehill	Jax	9/20/20	24	18	239	4	0	145.7
9. Warren Moon	Buf	11/26/90	22	16	300	2	0	145.1
10. Chris Chandler	Den	11/26/95	26	18	280	3	0	143.1

LEADING VETERAN QBS ON NEW TEAMS

In 2019, **Ryan Tannehill** set a new standard for veteran quarterbacks in their first year with a new team. Tannehill, who was acquired in a trade after seven years with the Miami Dolphins, had a passer rating of 117.5. No quarterback has ever finished with a passer rating that high in his first season with a new team after playing at least one year with another team.

Brett Favre held the distinction until 2019. In 2009, Favre's 107.2 passer rating with the Minnesota Vikings became the best figure in league annals by a veteran in his first campaign with a new club.

Highest passer rating in a veteran's first season with a new team:

Player	Season	New Team	Former Team	Rating
1. Ryan Tannehill	2019	Tennessee	Miami	117.5
2. Brett Favre	2009	Minnesota	N.Y. Jets	107.2
3. Peyton Manning	2012	Denver	Indianapolis	105.8
4. Vinny Testaverde	1998	N.Y. Jets	Baltimore	101.6
5. Kirk Cousins	2018	Minnesota	Washington	99.7
6. Tyrod Taylor	2015	Buffalo	Baltimore	99.4
7. Sam Bradford	2016	Minnesota	Philadelphia	99.3
8. Len Dawson	1962	Dallas Texans	Cleveland	98.3
Case Keenum	2017	Minnesota	L.A. Rams	98.3
10. Brian Griese	2004	Tampa Bay	Miami	97.5

2019 NFL PASSING LEADERS

Ryan Tannehill led the NFL in 2019 with a 117.5 passer rating and a 9.6-yard passing average. He also placed third in completion percentage (70.3) and second in touchdown percentage (7.7).

Tannehill became the organization's only quarterback other than **Steve McNair** in 2003 to lead the NFL in passer rating. New Orleans' **Drew Brees** finished in second place behind Tannehill with a 116.3 passer rating.

Highest passer rating in 2019 (qualifiers only):

Player	Team	Passer Rating
1. Ryan Tannehill	Tennessee Titans	117.5
2. Drew Brees	New Orleans Saints	116.3
3. Lamar Jackson	Baltimore Ravens	113.3
4. Kirk Cousins	Minnesota Vikings	107.4
5. Russell Wilson	Seattle Seahawks	106.3
6. Matthew Stafford	Detroit Lions	106.0
7. Patrick Mahomes	Kansas City Chiefs	105.3
8. Jimmy Garoppolo	San Francisco 49ers	102.0
9. Derek Carr	Oakland Raiders	100.8
10. Dak Prescott	Dallas Cowboys	99.7

Highest completion percentage in 2019 (qualifiers only):

Player	Team	Comp. Pct.
1. Drew Brees	New Orleans Saints	74.3
2. Derek Carr	Oakland Raiders	70.4
3. Ryan Tannehill	Tennessee Titans	70.3
4. Kirk Cousins	Minnesota Vikings	69.1
Jimmy Garoppolo	San Francisco 49ers	69.1
6. Deshaun Watson	Houston Texans	67.3
7. Matt Ryan	Atlanta Falcons	66.2
8. Russell Wilson	Seattle Seahawks	66.1
Lamar Jackson	Baltimore Ravens	66.1
10. Philip Rivers	Los Angeles Chargers	66.0

Highest passing average in 2019 (yards per attempt; qualifiers only):

Player	Team	Yards/Att.
1. Ryan Tannehill	Tennessee Titans	9.6
2. Matthew Stafford	Detroit Lions	8.6
3. Jimmy Garoppolo	San Francisco 49ers	8.4
4. Patrick Mahomes	Kansas City Chiefs	8.3
5. Dak Prescott	Dallas Cowboys	8.2
Jameis Winston	Tampa Bay Buccaneers	8.2
7. Kirk Cousins	Minnesota Vikings	8.1
8. Russell Wilson	Seattle Seahawks	8.0
9. Derek Carr	Oakland Raiders	7.9
Drew Brees	New Orleans Saints	7.9

Highest touchdown percentage in 2019 (qualifiers only):

Player	Team	TD Pct.
1. Lamar Jackson	Baltimore Ravens	9.0
2. Ryan Tannehill	Tennessee Titans	7.7
3. Drew Brees	New Orleans Saints	7.1
4. Matthew Stafford	Detroit Lions	6.5
5. Russell Wilson	Seattle Seahawks	6.0
6. Kirk Cousins	Minnesota Vikings	5.9
7. Jimmy Garoppolo	San Francisco 49ers	5.7
8. Patrick Mahomes	Kansas City Chiefs	5.4
9. Jameis Winston	Tampa Bay Buccaneers	5.3
Deshaun Watson	Houston Texans	5.3

RYAN TANNEHILL'S STARTING RECORD WHEN ...

Record When Tannehill	Regular Season			Playoffs	
	2021	2019-21	Career	2020	Career
Starts at quarterback	2-1	20-9	62-55	0-1	2-2
Starts vs. division opponents	1-0	9-2	22-21	0-0	0-0
Passes for 300 or more yards	1-0	5-2	11-12	0-0	0-0
Completes 1 or more TD passes	1-1	18-9	55-40	0-1	2-2
Completes 2 or more TD passes	1-0	16-5	43-17	0-0	1-1
Completes 3 or more TD passes	1-0	7-2	18-5	0-0	0-0
Starts and passes for no INTs	1-0	14-3	39-18	0-0	1-1
Completes 70.0% of his passes	0-0	10-0	29-5	0-0	0-0
Has a passer rating of 80.0+	2-0	19-7	56-27	0-1	1-1
Has a passer rating of 90.0+	2-0	19-5	51-13	0-0	1-1
Has a passer rating of 100.0+	0-0	16-3	34-7	0-0	1-1
Sacked 0 times	0-0	3-0	6-3	0-0	0-0
Rushes for 1 or more TDs	0-1	5-4	7-8	0-0	1-0
Rushes for 2 or more TDs	0-0	3-0	3-0	0-0	0-0
Rushes and Passes for 1 TD	0-1	5-4	6-5	0-0	1-0

RYAN TANNEHILL'S GAME-WINNING DRIVES

In his NFL career, quarterback **Ryan Tannehill** has led 23 game-winning drives in the fourth quarter or overtime, including the regular season and postseason. That includes 10 total games with the Titans from 2019 to 2021.

Per the Elias Sports Bureau, a game-winning drive is defined as when a quarterback's team scores on an offensive possession to put the team ahead (whether tied or from behind) for good in the fourth quarter or overtime.

Ryan Tannehill's game-winning drives:

Date/Opp.	Largest 4th Qtr Deficit/Tie	Score, Start of Drive	Drive Start	Tannehill's Drive Stats (Att-Cmp-Yds, TD, Rushing)	Drive Totals	Drive End	Game-Winning Scoring Play	Final Score
Dolphins Career:								
11/25/12 at Sea	14-21	21-21	1:32	4-3-51, 0 TD, 1 rush for 15 yds	7-65-1:32	0:00	D. Carpenter 43-yard FG	24-21
9/22/13 vs. Atl	20-23	20-23	4:46	12-9-69, 1 TD, 0 rushes	13-75-4:08	0:38	Tannehill 1-yard pass to D. Sims	27-23
12/8/13 at Pit	24-28	24-28	4:31	3-3-25, 1 TD, 0 rushes	4-80-1:38	2:53	Tannehill 12-yard pass to C. Clay	34-28
12/15/13 vs. NE	17-20	17-20	4:07	8-6-66, 1 TD, 0 rushes	9-60-2:52	1:15	Tannehill 14-yard pass to M. Thigpen	24-20
12/1/14 at NYJ	6-13	13-13	5:42	5-4-43, 0 TD, 0 rushes	9-57-3:45	1:57	C. Sturgis 26-yard FG	16-13
11/15/15 at Phi	13-16	13-16	3:09 (3rd Q)	3-3-62, 1 TD, 0 rushes	7-87-3:14	14:55	Tannehill 4-yard pass to J. Landry	20-19
1/3/16 vs. NE	10-10	10-10	9:50	4-4-77, 1 TD, 0 rushes	6-82-2:52	6:58	Tannehill 2-yard pass to J. Cameron	20-10
9/25/16 vs. Cle	24-24	24-24	9:39 (OT)	1-1-32, 0 TD, 0 rushes	3-44-1:13	8:26	J. Ajayi 11-yard run	30-24
10/23/16 vs. Buf	14-17	14-17	7:45	1-1-18, 0 TD, 0 rushes	6-64-3:49	3:56	D. Williams 12-yard run	28-25
11/20/16 at LAR	0-10	7-10	2:11	5-5-53, 1 TD, 0 rushes	7-75-1:35	0:36	Tannehill 9-yard pass to D. Parker	14-10
9/23/18 vs. Oak	14-17	14-17	8:06	0-0-0, 0 TD, 1 rush for 18 yds	2-70-0:48	7:18	A. Wilson end around 52-yard pass to J. Grant	28-20
12/2/18 vs. Buf	14-17	14-17	12:00	3-3-25, 1 TD, 0 rushes	6-75-3:18	8:42	Tannehill 13-yard pass to K. Stills	21-17
12/9/18 vs. NE	28-33	28-33	0:07	1-1-69, 1 TD, 0 rushes	1-69-0:07	0:00	K. Drake 69-yard pass play by R. Tannehill	34-33
Titans Career:								
10/20/19 vs. LAC	10-10	10-10	5:20 (3rd Q)	8-6-76, 1 TD, 1 rush for 2 yds	14-85-7:09	13:11	Tannehill 5-yard pass to T. Sharpe	23-20
10/27/19 vs. TB	20-23	20-23	13:49	11-9-85, 1 TD, 0 rushes	12-90-6:54	6:55	Tannehill 8-yard pass to A. Brown	27-23
11/10/19 vs. KC	20-29	27-32	1:21	3-2-43, 1 TD, 1 rush for 18 yds	4-61-0:58	14:37	Tannehill 23-yard pass to A. Humphries	35-32
9/14/20 at Den	13-14	13-14	3:05	7-5-40, 0 TD, 0 rushes	12-83-2:48	0:17	Gostkowski 25-yard FG	16-14
9/20/20 vs. Jax	30-30	30-30	3:29	2-4-10, 0 TD, 0 rushes	8-29-1:53	1:36	Gostkowski 49-yard FG	33-30
9/27/20 at Min	25-30	28-30	3:42	4-5-34, 0 TD, 0 rushes	9-44-1:58	1:44	Gostkowski 55-yard FG	31-30
10/18/20 vs. Hou	29-36	36-36	10:00 (OT)	2-2-55, 0 TD, 0 rushes	6-82-3:30	6:30	Henry 5-yard run	42-36
11/22/20 at Bal	13-21	24-24	7:58 (OT)	3-3-36, 0 TD, 0 rushes	6-73-2:37	5:21	Henry 29-yard run	30-24
1/3/21 at Hou	31-35	38-38	0:18	1-1-52, 0 TD, 0 rushes	3-56-0:18	0:00	Sloman 37-yard FG	41-38
9/19/21 at Sea	16-30	30-30	7:19 (OT)	0-0-0, 0 TD, 0 rushes	5-21-2:34	4:45	Bullock 36-yard FG	33-30

BAUGH, MONTANA & TANNEHILL

During the 2019 season, Titans quarterback **Ryan Tannehill** accomplished a statistical feat only reached previously by a pair of Pro Football Hall of Fame quarterbacks.

Tannehill's season statistics included a 70.3 completion percentage and an average of 9.6 yards per passing attempt.

In the history of the NFL, only two previous qualifying passers have enjoyed a season in which they completed at least 70.0 percent of their passes and averaged at least 9.0 yards per attempt: **Sammy Baugh** and **Joe Montana**.

Montana led the San Francisco 49ers to a Super Bowl XXIV title and won the NFL MVP award following a 1989 season in which he completed 70.2 percent of his passes (271 of 386) and averaged 9.1 yards per attempt (3,521 yards).

Baugh directed the Washington Redskins to the NFL Championship game in 1945, while completing 70.3 percent of his passes (128 of 182) and averaging 9.2 yards per attempt (1,669 yards).

Players in NFL history (through 2019) with a completion rate of at least 70.0 percent and a passing average of at least 9.0 yards per attempt (qualifiers only):

Player	Team	Year	Comp %	Yards/Att
Ryan Tannehill	Tennessee	2019	70.3	9.6
Joe Montana	San Francisco	1989	70.2	9.1
Sammy Baugh	Washington	1945	70.3	9.2

SINGLE-SEASON NFL LEADERS

Ryan Tannehill established the fourth-highest single-season passer rating in NFL history in 2019. His 117.5 passer rating is surpassed in league annals by only **Aaron Rodgers'** 122.5 passer rating in 2011, **Peyton Manning's** 121.1 in 2004 and **Nick Foles'** 119.2 in 2013.

Meanwhile, his 9.6-yard passing average tied for eighth in NFL annals.

NFL all-time single-season passer rating leaders (through 2019):

Player	Team	Season	Rating
1. Aaron Rodgers	Green Bay Packers	2011	122.5
2. Peyton Manning	Indianapolis Colts	2004	121.1
3. Nick Foles	Philadelphia Eagles	2013	119.2
4. Ryan Tannehill	Tennessee Titans	2019	117.5
5. Tom Brady	New England Patriots	2007	117.2
6. Matt Ryan	Atlanta Falcons	2016	117.1
7. Drew Brees	New Orleans Saints	2019	116.3
8. Drew Brees	New Orleans Saints	2018	115.7
9. Peyton Manning	Denver Broncos	2013	115.1
10. Patrick Mahomes	Kansas City Chiefs	2018	113.8

NFL all-time single-season passing average leaders (through 2019):

Player	Team	Season	Yds/Att
1. Sid Luckman	Chicago Bears	1943	10.9
2. Otto Graham	Cleveland Browns	1953	10.6
3. Otto Graham	Cleveland Browns	1947	10.2
4. Norm Van Brocklin	Los Angeles Rams	1954	10.1
5. Ed Brown	Chicago Bears	1956	9.9
Kurt Warner	St. Louis Rams	2000	9.9
7. Otto Graham	Cleveland Browns	1949	9.8
8. Chris Chandler	Atlanta Falcons	1998	9.6
Ryan Fitzpatrick	Tampa Bay Buccaneers	2018	9.6
Ryan Tannehill	Tennessee Titans	2019	9.6

GAMES WITH A 130 PASSER RATING

During the 2019 campaign, **Ryan Tannehill** produced a streak of four consecutive games with a passer rating greater than 130. The run included a 133.9 passer rating against the Kansas City Chiefs (Nov. 10), a 155.8 against the Jacksonville Jaguars (Nov. 24), a 131.2 at the Indianapolis Colts (Dec. 1) and a 140.4 at the Oakland Raiders (Dec. 8).

In franchise history, no quarterback prior to Tannehill had ever produced four consecutive starts with a passer rating of 130 or better (minimum 10 attempts per game). **Marcus Mariota** (2016) was the most recent of six Titans/Oilers signal callers to do so for three games before Tannehill.

Most consecutive games in a single season with a 130 passer rating, franchise history (minimum 10 attempts each game):

Player	Dates	Games
1. Ryan Tannehill	Nov. 10–Dec. 8, 2019	4
2. Marcus Mariota	Nov. 13–Nov. 27, 2016	3
Ryan Fitzpatrick	Nov. 10–Nov. 24, 2013	3
Steve McNair	Dec. 2–Dec. 16, 2001	3
Warren Moon	Oct. 22–Nov. 5, 1989	3
Dan Pastorini	Nov. 11–Nov. 22, 1979	3
George Blanda	Dec. 3–Dec. 17, 1961	3

Tannehill joined **Russell Wilson** (2015) and **John Hadl** (1973) as the only players in NFL history to register four consecutive games with a minimum of 10 pass attempts and a passer rating of at least 130.

Most consecutive games in a single season with a 130 passer rating, NFL history (through 2019; minimum 10 attempts each game):

Player	Team	Dates	Games
1. Ryan Tannehill	Tennessee	Nov. 10–Dec. 8, 2019	4
Russell Wilson	Seattle	Nov. 22–Dec. 13, 2015	4
John Hadl	L.A. Rams	Sept. 16–Oct. 7, 1973	4
4. (several tied)			3

Tannehill registered a total of six single-game passer ratings of 130 or greater in only 10 starts during the 2019 regular season. He tied Wilson with the most such performances in 2019 and also tied for the most by any NFL starting quarterback in any season since 1960. Green Bay's **Aaron Rodgers** (2011) and Dallas' **Tony Romo** (2014) are the only other quarterbacks to accomplish the feat.

In franchise history, former Oilers quarterback **Chris Chandler** previously had the most season games with a 130-plus passer rating, with four in 1995.

Most starts by a quarterback with a passer rating of 130.0 or greater, 1960–2019:

Player	Season	Team	Games
1. Ryan Tannehill	2019	Tennessee Titans	6
Russell Wilson	2019	Seattle Seahawks	6
Tony Romo	2014	Dallas Cowboys	6
Aaron Rodgers	2011	Green Bay Packers	6
5. (seven tied)			5

MOST TD PASSES IN A POSTSEASON

During the 2019 playoffs, **Ryan Tannehill** completed at least one touchdown pass in all three of the team's games and totaled five touchdown passes. Tannehill tied **Warren Moon's** 1991 franchise record for the most touchdown passes in a single postseason.

Most touchdown passes in a single postseason, franchise history:

Player	Season	TD Passes
1. Ryan Tannehill	2019	5
Warren Moon	1991	5
3. Marcus Mariota	2017	4
Warren Moon	1992	4
Dan Pastorini	1978	4
6. Steve McNair	2002	3
George Blanda	1960	3

2 TD PASSES W/ LESS THAN 2 INTS

To end the 2019 regular season, **Ryan Tannehill** completed multiple touchdown passes for seven consecutive games, one game shy of **Marcus Mariota's** 2016 franchise record of eight consecutive games with multiple touchdown passes.

However, Tannehill did establish a franchise benchmark in his final seven contests for most consecutive games with multiple touchdown passes and fewer than two interceptions. Over those seven games, he had two total interceptions—one each on Dec. 8 (at Oakland) and Dec. 15 (vs. Houston)—to go along with 19 touchdown passes and a 129.8 passer rating.

Most consecutive games in a season in franchise history with multiple touchdown passes and fewer than two interceptions:

Player	Season	Consec. Games
1. Ryan Tannehill	2019	7
2. Ryan Tannehill	2020	5
3. Marcus Mariota	2016	4
Warren Moon	1990	4
4. (multiple tied)		3


Tannehill's streak was the best in the NFL in 2019. **Drew Brees**, **Kirk Cousins** and **Jacoby Brissett** had runs of four consecutive games with multiple touchdown passes and fewer than two interceptions, tying for second.

Most consecutive games in 2019 with multiple touchdown passes and fewer than two interceptions:

Player	Team	Consec. Games
1. Ryan Tannehill	Tennessee Titans	7
2. Drew Brees	New Orleans Saints	4
Kirk Cousins	Minnesota Vikings	4
Jacoby Brissett	Indianapolis Colts	4
5. (several tied)		3

MORE TITANS QUARTERBACKS

5 - QB LOGAN WOODSIDE 6-1, 213, 2nd Year, Toledo



➤ Logan Woodside was re-signed by the Titans as a free agent during the 2019 offseason after spending three weeks on the Titans practice squad during the 2018 campaign.

➤ In 2020, he spent the entire year on the 53-man roster as the Titans' backup quarterback behind Ryan Tannehill. He appeared in six games during the regular season, attempting three passes with one completion for seven yards. He added seven rushing attempts for 10 yards.

➤ He spent the entire 2019 season on the Titans' practice squad/injured list.

➤ Prior to rejoining the Titans during the 2019 offseason, he had a stint with the Alliance of American Football League's San Antonio Commanders. In seven AAF games, he completed 116-of-201 passes for 1,385 yards and seven touchdowns.

➤ Woodside was originally selected by the Cincinnati Bengals in the seventh round (249th overall) of the 2018 NFL Draft.

➤ A native of Frankfort, Ky., he established program records at Toledo in passing yards (10,514), touchdowns (93), passing efficiency (162.87) and 300-yard games (17) during a four-year career. His 93 touchdown passes ranks fifth all-time in MAC history.

➤ As a senior for the Rockets in 2017, he led the MAC in completion percentage (64.2), passing efficiency (162.2), touchdowns (28), passing yards (3,882), yards per completion (14.7), and yards per attempt (9.45). He was named the MAC Offensive Player of the Year.

➤ Woodside attended Franklin County High School (Frankfort, Ky.) where he completed 138-of-212 passes for 2,951 yards and a school-record 41 touchdowns as a senior.



TITANS RUNNING BACKS

No.	Name	Ht	Wt	Exp	College
41	Blasingame, Khari	6-0	233	3	Vanderbilt
32	Evans, Darrynton (IR)	5-10	203	2	Appalachian State
22	Henry, Derrick	6-3	247	6	Alabama
28	McNichols, Jeremy	5-9	205	2	Boise State
38	Sargent, Mekhi	5-8	208	R	Iowa

#22 • RB DERRICK HENRY

6-3, 247, 6th Year, Alabama

[Click for complete bio](#)



Running back **Derrick Henry** is in his sixth NFL season in 2021. He was selected by the Titans with the 45th overall pick in the second round of the 2016 NFL Draft.

Henry was named the Associated Press NFL Offensive Player of the Year in 2020 after an historic campaign in which he totaled 378 rushing attempts for 2,027 yards and 17 touchdowns. His rushing yardage total established a new franchise record and led the NFL. As the eighth player in NFL annals to hit the 2,000-yard mark, his 2,027 yards finished fifth on the all-time single-season rushing charts. He was honored with his second consecutive Pro Bowl, named first-team Associated Press All-Pro, and won the FedEx Ground Player of the Year Award for the second consecutive year.

Henry was a first-time team captain in 2020. He started all 16 regular season games for the first time and became the first player since **LaDainian Tomlinson** (2006-07) to lead the NFL in rushing yards in consecutive years. He was the first player in more than 50 years to lead the league in rushing yards, attempts and rushing touchdowns in consecutive seasons and the fifth player ever to do so. The most recent prior to him was Cleveland's **Leroy Kelly** from 1967 to 1968.

Henry's 17 rushing touchdowns in 2020 set a career high and finished as the second-best total in franchise history behind **Earl Campbell's** 19 rushing touchdowns in 1979.

In 2019, Henry was named to his first Pro Bowl and added second-team Associated Press All-Pro honors after leading the NFL in rushing. In 15 games, he totaled 1,540 yards on 303 carries (5.1 avg.), joining **Billy Cannon** (AFL, 1961), **Campbell** (1978-80) and **Chris Johnson** (2009) as the only running backs in franchise history to lead their respective leagues in rushing. At the time, Henry's single-season total ranked fourth in franchise annals behind Johnson's 2009 total (2,006) and Campbell's 1979 (1,697) and 1980 (1,934) performances.

With 16 rushing touchdowns in 2019, Henry tied for the NFL lead (**Aaron Jones**). Adding his two receiving touchdowns, his 18 total touchdowns were third in the NFL and tied for second in franchise annals (19 by Campbell in 1979; 18 by **Bill Groman** in 1961).

Henry's performance late in the 2019 season was instrumental in the team's run to the AFC championship game. Over the final six games of the regular season plus three playoff appearances, Henry registered seven 100-yard games. During a three-game stretch (Dec. 29 at Houston, Jan. 4 at New England and Jan. 11 at Baltimore), he became the first player in NFL history to rush for at least 180 yards in three consecutive regular season and/or postseason games.

Henry authored his first career 1,000-yard season in 2018 and the 28th 1,000-yard rushing season in franchise history, totaling 1,059 yards and 12 touchdowns on 215 carries—all then-career highs.

His 2018 rushing yardage ranked second in the AFC to **Joe Mixon's** 1,168 yards, and he finished seventh in the NFL. Henry's 12 rushing touchdowns tied **James Connor** for third place in the NFL behind **Todd Gurley** (17) and **Alvin Kamara** (14).

Henry was named AFC Offensive Player of the Month for December 2018. His 625 rushing yards in the month were the most by any NFL player in any month during the season.

Against the Jacksonville Jaguars on Dec. 6, 2018, Henry recorded one of the greatest single games in franchise history in front of a national

television audience. He broke Johnson's single-game franchise record (228) with 238 rushing yards, including a 99-yard touchdown run. He joined **Tony Dorsett** as the only two players in NFL history to rush for a 99-yard score.

In 2017, Henry shared time in the Titans backfield with **DeMarco Murray**. Henry led the team with 744 rushing yards on 176 carries, and he added 11 receptions for 136 yards and a touchdown. His five rushing touchdowns tied for second on the club.

As a rookie in 2016, Henry played in 15 games with one start, splitting reps in the backfield with Murray. He carried the ball 110 times for 490 yards and five touchdowns and added 137 yards on 13 receptions. Henry became the third rookie for the franchise in the "Titans era" to score at least five touchdowns in a season, joining **Vince Young** (seven rushing touchdowns in 2006) and Johnson (nine rushing and one receiving in 2008).

The Heisman Trophy winner played three seasons (2013–2015) at the University of Alabama, where he set numerous school and SEC records while helping his team win a National Championship in 2015. He played in 39 games and totaled 602 carries for 3,591 yards and 42 rushing touchdowns and added 285 yards on 17 career receptions with three receiving scores. During Alabama's victory over Clemson in the 2016 College Football Playoff National Championship, he broke **Shaun Alexander's** record for most career rushing yards in Alabama history.

In his final collegiate season, Henry rushed for an Alabama and Southeastern Conference record 2,219 yards, which led the nation and ranked fifth in FBS history. He recorded 100-yard rushing games 10 times and had four 200-yard games during the season. His 28 rushing touchdowns were a national best and an SEC record, snapping **Tim Tebow** and **Tre Mason's** old mark of 23. In addition to the Heisman, he also won the Doak Walker Award, Walter Camp Award and Maxwell Award, among a multitude of other honors.

Henry is a native of Yulee, Fla.

2021 Game Notes:

➤ **Against Arizona (9/12)**, led the team with 58 rushing yards on 17 attempts, including a long of 19 yards. He added three receptions for 19 yards.

➤ **At Seattle (9/19)**, rushed for 182 yards and three touchdowns on a career-high 35 carries. His 182 rushing yards ranked seventh in his career during the regular season. It marked his 24th career 100-yard rushing game, including regular season and playoffs. He also established a career high with six receptions for 55 yards. He became the fourth player in NFL history with 10 career games with at least 150 rushing yards and two rushing touchdowns, joining Jim Brown (13), LaDainian Tomlinson (12) and Barry Sanders (10). His 237 scrimmage yards was the 10th-best total in franchise history and the fourth-highest output of his career. His 187 scrimmage yards in the second half and overtime (147 rushing, 40 receiving) were the most by a Titans player since Kenny Britt's 199 yards in the second half against Philadelphia on Oct. 24, 2010. In the third quarter, he reversed field for a nine-yard touchdown run. In the fourth quarter, he scored on a 60-yard run and then helped send the game to overtime at 30-30 with a one-yard touchdown run with 29 seconds remaining in regulation. It was the third performance for the team in its "Titans era" (1999 to present) in which



a player had three rushing touchdowns in the second half. Eddie George accomplished the feat on Nov. 19, 2000 against Cleveland, and Henry did so for the first time on Dec. 29, 2019 at Houston. On his first touchdown of the day, he passed Chris Johnson (58) for third place on the team's all-time touchdowns list behind only Eddie George (74) and Earl Campbell (73). His 60-yard touchdown run in the fourth quarter was his seventh career touchdown run of 60 yards or longer, placing him in a tie with Ahman Green for the fifth most in NFL history behind only Adrian Peterson (15), Jim Brown (nine), Chris Johnson (eight) and Barry Sanders (eight). Henry joined Eddie George (10,009), Earl Campbell (8,574) and Chris Johnson (7,965) as the only players in franchise history to reach 6,000 career rushing yards.

➤ **Against Indianapolis (9/26)**, recorded 28 rushing attempts for 113 yards and added three receptions for 31 yards. It was his 25th career 100-yard rushing game, including regular season and playoffs, and his second consecutive game to reach the 100-yard rushing mark. He registered his sixth consecutive divisional game with at least 100 rushing yards, dating back to the 2020 season. His 19-yard run in the first quarter set up a touchdown three plays later. In the fourth quarter, he scored his second career two-point conversion. During the contest he passed Ken Burroughs (6,965) for the sixth-highest career scrimmage yards total in franchise history. Over a two-week span, including Week 2 at Seattle, he produced 381 scrimmage yards on 72 scrimmage touches.

Henry's Career Regular Season Statistics:

Year	GP	GS	Att	Yds	Avg	Lg	TD	Rec	Yds	Avg	Lg	TD
2016	15	2	110	490	4.5	22	5	13	137	10.5	29	0
2017	16	2	176	744	4.2	75t	5	11	136	12.4	66t	1
2018	16	12	215	1,059	4.9	99t	12	15	99	6.6	21	0
2019	15	15	303	1,540	5.1	74t	16	18	206	11.4	75t	2
2020	16	16	378	2,027	5.4	94t	17	19	114	6.0	53	0
2021	3	3	80	353	4.4	60t	3	12	105	8.8	15	0
Totals	81	50	1,262	6,213	4.9	99t	58	88	797	9.1	75t	3

Henry's Career Postseason Statistics:

Year	GP	GS	Att	Yds	Avg	Lg	TD	Rec	Yds	Avg	Lg	TD
2017	2	2	35	184	5.3	35t	1	5	56	11.2	29	0
2019	3	3	83	446	5.4	66	2	5	21	4.2	22	0
2020	1	1	18	40	2.2	8	0	3	11	3.7	7	0
Totals	6	6	136	670	4.9	66	3	13	88	6.8	29	0

Henry's Regular Season Single-Game Highs:

- Rushing Attempts** - 35 at Seattle (9/19/21)
- Rushing Yards** - 250 at Houston (1/3/21)
- Long Rush** - 99t vs. Jacksonville (12/6/18)
- Rushing Touchdowns** - 4 vs. Jacksonville (12/6/18)
- Receptions** - 6 at Seattle (9/19/21)
- Receiving Yards** - 75 at Cleveland (9/8/19)
- Long Reception** - 75t at Cleveland (9/8/19)
- Receiving Touchdowns** - 1 (Three times, last at Carolina, 11/3/19)



Henry's Playoff Single-Game Highs:

- Rushing Attempts** - 34 at New England (1/4/20)
- Rushing Yards** - 195 at Baltimore (1/11/20)
- Long Rush** - 66 at Baltimore (1/11/20)
- Rushing Touchdowns** - 1 (Three times, last at Kansas City, 1/19/20)
- Receptions** - 3 (Twice, last vs. Baltimore, 1/10/21)
- Receiving Yards** - 35 at Kansas City (1/6/18)
- Long Reception** - 29 at Kansas City (1/6/18)
- Receiving Touchdowns** - (none)

2021 NFL RUSHING LEADERS

Titans running back **Derrick Henry** leads the NFL in rushing in 2021 after taking the league's rushing crown for the 2019 and 2020 seasons.

NFL rushing leaders in 2021:

Player	Team	Rushing Yards
1. Derrick Henry	Tennessee Titans	353
2. Joe Mixon	Cincinnati Bengals	286
3. Nick Chubb	Cleveland Browns	262
4. Lamar Jackson	Baltimore Ravens	251
5. David Montgomery	Chicago Bears	203
6. Chris Carson	Seattle Seahawks	202
7. Christian McCaffrey	Carolina Panthers	201
8. Melvin Gordon	Denver Broncos	193
9. Dalvin Cook	Minnesota Vikings	192
10. Antonio Gibson	Washington Football Team	190

2020 NFL RUSHING LEADERS

Titans running back **Derrick Henry** won the NFL's 2020 rushing title with 2,027 yards in 2020, outdistancing the next-closest competitor by 470 yards (1,557 by **Dalvin Cook**).

Henry became the first player to lead the NFL in rushing in consecutive seasons since **LaDainian Tomlinson** in 2006 and 2007. Since the 1970 AFL-NFL merger, Henry is the eighth different player to lead the league in rushing in back-to-back seasons. The list includes Tomlinson, **O.J. Simpson** (1972-73, 1975-76), **Earl Campbell** (1978-80), **Eric Dickerson** (1983-84), **Emmitt Smith** (1991-93), **Barry Sanders** (1996-97) and **Edgerrin James** (1999-2000).

NFL rushing yardage leaders in 2020:

Player	Team	Rushing Yards
1. Derrick Henry	Tennessee Titans	2,027
2. Dalvin Cook	Minnesota Vikings	1,557
3. Jonathan Taylor	Indianapolis Colts	1,169
4. Aaron Jones	Green Bay Packers	1,104
5. James Robinson	Jacksonville Jaguars	1,070
6. David Montgomery	Chicago Bears	1,070
7. Nick Chubb	Cleveland Browns	1,067
8. Josh Jacobs	Las Vegas Raiders	1,065
9. Lamar Jackson	Baltimore Ravens	1,005
10. Melvin Gordon	Denver Broncos	986

Henry also led the NFL with 17 rushing touchdowns in 2020. The total was tied for the second most in the NFL in a 10-year span (2011-20). In that time, only **LeGarrette Blount** (18 in 2016) had more than Henry, **Todd Gurley** (17 in 2018) and **LeSean McCoy** (17 in 2011).

NFL rushing touchdown leaders in 2020:

Player	Team	Rushing TDs
1. Derrick Henry	Tennessee Titans	17
2. Alvin Kamara	New Orleans Saints	16
Dalvin Cook	Minnesota Vikings	16
4. Josh Jacobs	Las Vegas Raiders	12
Cam Newton	New England Patriots	12
Nick Chubb	Cleveland Browns	12
7. Jonathan Taylor	Indianapolis Colts	11
Antonio Gibson	Washington Football Team	11
Kyler Murray	Arizona Cardinals	11
10. Kenyan Drake	Arizona Cardinals	10



1,000 RUSH YARDS/12 TOUCHDOWNS

Titans running back **Derrick Henry** rushed for 2,027 yards and 17 touchdowns in 2020. The performance came after he produced 1,059 rushing yards and 12 rushing touchdowns in 2018, followed by 1,540 rushing yards and 16 rushing touchdowns in 2019.

Henry became the first NFL player since **LaDainian Tomlinson** (2002-07) and the ninth player in NFL history to record at least three consecutive seasons in which he rushed for at least 1,000 yards and 12 touchdowns.

Players in NFL history with 1,000 rushing yards and 12 rushing touchdowns in three consecutive seasons:

Player	Team	Seasons	Total
Derrick Henry	Tennessee	2018–2020	3
LaDainian Tomlinson	San Diego	2002–2007	6
Rudi Johnson	Cincinnati	2004–2006	3
Shaun Alexander	Seattle	2001–2005	5
Terrell Davis	Denver	1996–1998	3
Emmitt Smith	Dallas	1994–1996	3
Barry Sanders	Detroit	1989–1991	3
Eric Dickerson	L.A. Rams	1983–1985	3
Earl Campbell	Houston	1978–1980	3

THE 2,000-YARD CLUB

Derrick Henry was the eighth player in NFL history to reach the 2,000-yard rushing mark in a season. His 2,027 yards rank fifth all-time.

All-time NFL single-season rushing leaders:

Player	Team	Season	Rushing Yards
1. Eric Dickerson	Los Angeles Rams	1984	2,105
2. Adrian Peterson	Minnesota Vikings	2012	2,097
3. Jamal Lewis	Baltimore Ravens	2003	2,066
4. Barry Sanders	Detroit Lions	1997	2,053
5. Derrick Henry	Tennessee Titans	2020	2,027
6. Terrell Davis	Denver Broncos	1998	2,008
7. Chris Johnson	Tennessee Titans	2009	2,006
8. O.J. Simpson	Buffalo Bills	1973	2,003

SINGLE-SEASON RUSHING TDS, TEAM HISTORY

Derrick Henry's 17 rushing touchdowns in 2020 gave him the second-highest single-season total in team history. Only **Earl Campbell**—with 19 rushing touchdowns in 1979—had more.

Most rushing touchdowns in a season, franchise history:

Player	Season	Rushing TDs
1. Earl Campbell	1979	19
2. Derrick Henry	2020	17
3. Derrick Henry	2019	16
4. LenDale White	2008	15
5. Eddie George	2000	14
Chris Johnson	2009	14
7. Earl Campbell	1978	13
Earl Campbell	1980	13
9. Derrick Henry	2018	12
Earl Campbell	1983	12
Eddie George	2002	12

SINGLE-GAME FRANCHISE RUSHING

On Jan. 3, 2021, **Derrick Henry** rushed for 250 yards to break his own franchise single-game record. He now owns five of the top eight single-game rushing totals in team annals.

Most rushing yards in a game, franchise history:

Player	Date	Opponent	Rushing Yards
1. Derrick Henry	1/3/21	at Houston	250
2. Derrick Henry	12/6/18	Jacksonville	238
3. Chris Johnson	11/1/09	Jacksonville	228
4. Eddie George	8/31/97	Oakland	216
Billy Cannon	12/10/61	at New York	216
6. Derrick Henry	12/13/20	at Jacksonville	215
7. Derrick Henry	10/18/20	Houston	212
8. Derrick Henry	12/29/19	at Houston	211
9. Earl Campbell	11/16/80	at Chicago	203
Earl Campbell	10/19/80	Tampa Bay	203

FRANCHISE ALL-TIME RUSHING LEADERS

On Sept. 27, 2020, Titans running back **Derrick Henry** passed **Lorenzo White** (4,079 career rushing yards) for fourth place on the franchise's all-time rushing list. Henry trails only **Eddie George** (10,009), **Earl Campbell** (8,574) and **Chris Johnson** (7,965) on the list.

Franchise all-time rushing leaders:

Player	Seasons	Rushing Yards
1. Eddie George	1996–2003	10,009
2. Earl Campbell	1978–1984	8,574
3. Chris Johnson	2008–2013	7,965
4. Derrick Henry	2016–2021	6,213
5. Lorenzo White	1988–1994	4,079
6. Hoyle Granger	1966–1970, 1972	3,514
7. Steve McNair (QB)	1995–2005	3,439
8. Mike Rozier	1985–1990	3,426
9. Charles Tolar	1960–1966	3,277
10. Ronnie Coleman	1974–1981	2,769

SINGLE-SEASON FRANCHISE RUSHING

Derrick Henry recorded the top rushing season in franchise history with 2,027 rushing yards in 2020. He now owns two of the top five rushing seasons in franchise annals.

In 2019, Henry led the NFL with 1,540 yards, which at the time ranked fourth for a single Titans/Oilers season.

Most rushing yards in a season, franchise history:

Player	Season	Att	Yds	Avg	Long	TD
1. Derrick Henry	2020	378	2,027	5.4	94t	17
2. Chris Johnson	2009	358	2,006	5.6	91	14
3. Earl Campbell	1980	373	1,934	5.2	55	13
4. Earl Campbell	1979	368	1,697	4.6	61	19
5. Derrick Henry	2019	303	1,540	5.1	74	16
6. Eddie George	2000	403	1,509	3.7	35	14
7. Earl Campbell	1978	302	1,450	4.8	81	13
8. Eddie George	1997	357	1,399	3.9	30	6
9. Earl Campbell	1981	361	1,376	3.8	43	10
10. Eddie George	1996	335	1,368	4.1	76	8

DERRICK HENRY IN 2020

- Led the NFL and set a franchise record with 2,027 rushing yards in 2020, becoming the eighth player in league annals to rush for at least 2,000 yards in a season. His 2,027 rushing yards gave him the fifth-highest total in NFL history behind **Eric Dickerson's** 2,105 (1984), **Adrian Peterson's** 2,097 (2012), **Jamal Lewis' 2,066** (2003) and **Barry Sanders' 2,053** (1997). Henry broke **Chris Johnson's** franchise mark of 2,006 rushing yards in 2009.
- Named the Associated Press NFL Offensive Player of the Year and was named to his second consecutive Pro Bowl. He won his second consecutive FedEx Ground Player of the Year Award and added first-team AP All-Pro honors. Additionally, he earned first-team All-Pro honors from Pro Football Focus, Pro Football Writers of America and Sporting News and was the 101 Awards AFC Offensive Player of the Year.
- Became the first player since **LaDainian Tomlinson** (2006-07) to lead the NFL in rushing yards in consecutive seasons. Henry previously led the league in 2019 with 1,540 rushing yards.
- Became the fifth all-time NFL player to lead the NFL in rushing yards, attempts and rushing touchdowns in consecutive seasons. It is a feat that had not been attained since Cleveland's **Leroy Kelly** did it from 1967 to 1968. The only other players to achieve it are **Jim Brown** (1958-59), **Steve Van Buren** (1947-49) and **Bill Paschal** (1943-44).
- Established a single-game franchise record with 250 rushing yards on Jan. 3 at Houston. He broke his own club record of 238 rushing yards, established against the Jacksonville Jaguars on Dec. 6, 2018. Henry's 250 rushing yards tied for the 13th-best single-game total in the NFL since 1948.
- Became the first player in NFL history with five career games with at least 200 rushing yards and two rushing touchdowns.
- Became the fourth player in NFL history with at least five career 200-yard rushing games, joining **O.J. Simpson** (six), **Adrian Peterson** (six) and **Tiki Barber** (five).
- Set a career high with 17 rushing touchdowns in 2020, finishing with the second-best total in franchise history behind **Earl Campbell's** 19 rushing touchdowns in 1979.
- Finished the 2020 season with 1,221 rushing yards in road games, the most by any NFL running back since 1948. The previous high was held by **Eric Dickerson**, who had 1,087 rushing yards in road games for the Los Angeles Rams in 1984.



- Dating back to 2019, he had a streak of nine consecutive road games with at least 100 rushing yards, passing **Chris Johnson** (eight games from 2009-10) for the second-longest such streak in NFL history behind only Barry Sanders' 10-game road streak from 1996-97).
- Became the fifth player in NFL history with three 200-yard rushing games in a season, joining **Earl Campbell** (four in 1980), **O.J. Simpson** (1973), **Tiki Barber** (2005) and **Jay Ajayi** (2016).
- Became the first NFL player since **LaDainian Tomlinson** (2002-07) and the ninth player in NFL history to record at least three consecutive seasons in which he rushed for at least 1,000 yards and 12 touchdowns.
- Finished the season with 2,141 scrimmage yards (2,027 rushing and 114 receiving), which ranks second in franchise history behind **Chris Johnson's** 2,509 scrimmage yards in 2009.
- Registered 10 games in 2020 with at least 100 rushing yards to tie **Earl Campbell** (1980) for the third-most in franchise history. Only Campbell in 1979 (11) and **Chris Johnson** in 2009 (12) had more 100-yard rushing games in a Titans/Oilers season than Henry. Henry's 10 100-yard games in 2020 were the most in the NFL since Dallas running back **DeMarco Murray** had 12 in 2014.
- Became the NFL's first player to rush for at least 175 and two touchdowns four times in a season.
- Joined **Terrell Davis** (1997-98), **Shaun Alexander** (2004-05) and **Larry Johnson** (2005-06) as the only players in NFL history to rush for 1,500 yards and 15 touchdowns in two consecutive seasons.
- Established a streak of 20 consecutive games in the regular season and playoffs with at least 18 rushing attempts, the second-longest streak of its kind in the NFL since 1948. The only player with more consecutive 18-carry games in the regular season and postseason was **Emmitt Smith**, whose streak was 23 games with the Dallas Cowboys from 1995 to 1996.
- Became the first player in NFL history to produce more than one overtime touchdown run in a season. He joined **LaDainian Tomlinson** as the NFL's only players with multiple career touchdown runs in overtime. Tomlinson had three during his career.
- Joined **Bo Jackson**, **Ahman Green**, **Chris Johnson** and **Lamar Miller** as the only NFL players to record two career rushing touchdowns of at least 90 yards. Henry joined Miller (two 97-yard touchdown runs) as the only players to ever record multiple touchdown runs of at least 94 yards.

300 CARRIES/15 TOUCHDOWNS/5.0 AVG

Derrick Henry won the NFL's rushing title with 303 carries for 1,540 yards and 16 touchdowns in 2019. He followed in 2020 with 378 carries for 2,027 yards and 17 touchdowns.

He became the first player in NFL history to produce multiple seasons with a minimum of 300 rushing attempts, a rushing average of at least 5.0 yards per carry and a minimum of 15 rushing touchdowns.

The only other players to do so once in their careers are **O.J. Simpson** (1975), **Terrell Davis** (1998), **Priest Holmes** (2002), **Ahman Green** (2003), **Larry Johnson** (2005), **Shaun Alexander** (2005), **LaDainian Tomlinson** (2016), **Ezekiel Elliott** (2016) and **Dalvin Cook** (2020).

Individual seasons in NFL history with a minimum of 300 rushing attempts, 15 rushing touchdowns and a 5.0 rushing average in a single season:

Player	Team	Season	Att	Yards	Avg	TD
Derrick Henry	Tennessee	2020	378	2,027	5.4	17
Dalvin Cook	Minnesota	2020	312	1,557	5.0	16
Derrick Henry	Tennessee	2019	303	1,540	5.1	16
Ezekiel Elliott	Dallas	2016	322	1,631	5.1	15
LaDainian Tomlinson	San Diego	2006	348	1,815	5.2	28
Shaun Alexander	Seattle	2005	370	1,880	5.1	27
Larry Johnson	Kansas City	2005	336	1,750	5.2	20
Ahman Green	Green Bay	2003	355	1,883	5.3	15
Priest Holmes	Kansas City	2002	313	1,615	5.2	21
Terrell Davis	Denver	1998	392	2,008	5.1	21
O.J. Simpson	Buffalo	1975	329	1,817	5.5	16

CONSECUTIVE 100-YARD ROAD GAMES

Titans running back **Derrick Henry** recorded 149 rushing yards at Indianapolis on Dec. 1, 2019. Over the course of the next year, he registered at least 100 rushing yards in eight more consecutive regular season road games, increasing his streak to nine games before it ended with a 98-yard effort at Green Bay on Dec. 27, 2020.

In NFL history, Henry's streak is the second-longest continuous stretch of its kind. Detroit's **Barry Sanders** had 10 road games in a row with 100-plus yards from 1996 to 1997.

Most consecutive road games with at least 100 rushing yards in NFL history:

Player	Team	Dates	Games
1. Barry Sanders	Detroit	11/24/1996–12/14/1997	10
2. Derrick Henry	Tennessee	12/1/2019–12/13/2020	9
3. Chris Johnson	Tennessee	10/18/2009–10/18/2010	8
4. Marcus Allen	L.A. Raiders	11/3/1985–9/14/1986	7
5. Arian Foster	Houston	12/22/2011–11/22/2012	6
Gerald Riggs	Atlanta	10/13/1985–12/22/1985	6
DeMarco Murray	Dallas	9/14/2014–12/4/2014	6

2018-21 RUSHING TOUCHDOWN LEADERS

Since **Derrick Henry** became the team's primary ball carrier in 2018, he has the most rushing touchdowns in the NFL.

NFL leaders in rushing touchdowns from 2018 to 2021:

Player	Rushing Touchdowns
1. Derrick Henry	48
2. Todd Gurley	38
3. Aaron Jones	35
Alvin Kamara	35
5. Dalvin Cook	32
6. Nick Chubb	31
7. Melvin Gordon	29
8. Christian McCaffrey	28
9. Josh Allen	26
10. Ezekiel Elliott	25

HENRY'S CAREER 100-YARD RUSHING GAMES

Date	Opp	W/L	No.	Yds.	Avg.	Lg	TD
1/3/21	at Houston	W	34	250	7.4	52t	2
12/6/18	Jacksonville	W	17	238	14.0	99t	4
12/13/20	at Jacksonville	W	26	215	8.3	47	2
10/18/20	Houston	W	22	212	9.6	94t	2
12/29/19	at Houston	W	32	211	6.6	53t	3
1/11/20	at Baltimore*	W	30	195	6.5	66	0
11/10/19	Kansas City	W	23	188	8.2	68t	2
9/19/21	at Seattle	W	35	182	5.2	60t	3
1/4/20	at New England*	W	34	182	5.4	29	1
11/29/20	at Indianapolis	W	27	178	6.6	31	3
12/16/18	at N.Y. Giants	W	33	170	5.2	22	2
11/24/19	Jacksonville	W	19	159	8.4	74t	2
1/6/18	at Kansas City*	W	23	156	6.8	35t	1
12/1/19	at Indianapolis	W	26	149	5.7	34	1
12/20/20	Detroit	W	24	147	6.1	33	1
11/22/20	at Baltimore	W	28	133	4.8	29t	1
10/16/17	Indianapolis	W	19	131	6.9	72t	1
9/27/20	at Minnesota	W	26	119	4.6	16	2
9/14/20	at Denver	W	31	116	3.7	13	0
9/26/21	Indianapolis	W	28	113	4.0	19	0
11/1/20	at Cincinnati	L	18	112	6.2	21	1
12/3/17	Houston	W	11	109	9.9	75t	1
11/12/20	Indianapolis	L	19	103	5.4	20	0
12/8/19	at Oakland	W	18	103	5.7	24	2
9/29/19	at Atlanta	W	27	100	3.7	16	0

* Playoffs

RUSHING IN THE FOURTH QUARTER

Since 2017, running back **Derrick Henry** has accumulated more rushing yards in the fourth quarter than any other NFL running back, including a league-high 523 fourth-quarter rushing yards in 2020.

Most fourth-quarter rushing yards from 2017–2021:

Player	Att	Yds	Avg	TD
1. Derrick Henry	299	1,638	5.5	13
2. Kareem Hunt	254	1,149	4.5	11
3. Ezekiel Elliott	255	1,111	4.4	10
4. Nick Chubb	160	1,078	6.7	11
5. Todd Gurley	240	1,014	4.2	12
6. Melvin Gordon	204	980	4.8	7
7. Kenyan Drake	188	894	4.8	10
8. Alvin Kamara	186	831	4.5	11
9. Joe Mixon	201	810	4.0	7
10. Leonard Fournette	167	801	4.8	5

ACTIVE RUSHING AVERAGE LEADERS BY RBs

In passing 750 career rushing attempts on Dec. 8, 2019, **Derrick Henry** reached the minimum number of carries to qualify for franchise and NFL career rushing average records.

Among all active NFL running backs, Henry is at the top in career rushing average.

Best career rushing average among all active NFL running backs (minimum 750 career attempts; through 2020):

Player	Rushing Average
1. Derrick Henry	4.92
2. Dalvin Cook	4.75
3. Chris Carson	4.59
4. Mark Ingram	4.55
5. Ezekiel Elliott	4.51
6. Jordan Howard	4.24
7. Latavius Murray	4.18
8. Le'Veon Bell	4.15
9. Joe Mixon	4.15
10. Devonta Freeman	4.14

65+ YARD SCRIMMAGE TOUCHDOWNS

Since the beginning of the 2017 campaign, **Derrick Henry** has scored eight total touchdowns—six rushing and two receiving—that have gone for 65 yards or more. He leads the NFL in that time period.

Most scrimmage touchdowns of 65-plus yards, 2017-20:

Player	65+ Yard Scrimmage Touchdowns
1. Derrick Henry	8
2. Tyreek Hill	6
3. Robby Anderson	4
Saquon Barkley	4
A.J. Brown	4
Kenyan Drake	4
JuJu Smith-Schuster	4
8. (nine tied)	3

Derrick Henry's career scrimmage touchdowns of 65-plus yards:

Date	Opponent	Rush/Rec	Yards
Dec. 6, 2018	Jacksonville	Rushing	99
Oct. 18, 2020	Houston	Rushing	94
Sept. 9, 2019	at Cleveland	Receiving	75
Dec. 3, 2017	Houston	Rushing	75
Nov. 24, 2019	Jacksonville	Rushing	74
Oct. 16, 2017	Indianapolis	Rushing	72
Nov. 10, 2019	Kansas City	Rushing	68
Dec. 31, 2017	Jacksonville	Receiving	66

RUSHING TDS OF 50+ YARDS

Since he entered the NFL as a second-round draft pick in 2016, **Derrick Henry** has had a league-high 10 touchdown runs of at least 50 yards.

Chris Johnson (11) and **DeMarco Murray** (two) are the only other Tennessee players in the "Titans era" (1999–present) with more than one total rushing touchdown of at least 50 yards.

Most rushing touchdowns of 50 yards or more from 2016–2021:

Player	Rushing TDs
1. Derrick Henry	10
2. Saquon Barkley	6
3. Kenyan Drake	4
4. Nick Chubb	3
Isaiah Crowell	3
Aaron Jones	3
Christian McCaffrey	3
Miles Sanders	3
9. (several tied)	2

RUSHING YARDS SINCE WEEK 14 OF 2018

Since Dec. 6, 2018, when **Derrick Henry** set a then-franchise record with 238 rushing yards in a game against Jacksonville, he has been the NFL's rushing leader. He has over 1,000 yards more than any other player since that time.

NFL rushing yards leaders since Week 14 of 2018:

Player	Rushing Yards
1. Derrick Henry	4,505
2. Dalvin Cook	3,187
3. Nick Chubb	3,125
4. Lamar Jackson	2,753
5. Ezekiel Elliott	2,725
6. Chris Carson	2,560
7. Aaron Jones	2,432
8. Joe Mixon	2,264
9. Josh Jacobs	2,249
10. David Montgomery	2,162

FIVE CONSEC. TEAM GAMES WITH RUSHING TD

Derrick Henry recorded a streak in 2020 of at least one rushing touchdown in five consecutive team games. It was his second such streak in as many seasons and tied for the longest such streak in franchise history. **DeMarco Murray** (2016) and **Earl Campbell** (twice—1979 and 1983) are the only other franchise players with five consecutive team games with a rushing touchdown.

Most consecutive team games with a rushing touchdown, franchise history:

Player	Season	Consec. Team Games with a Rushing TD
1. Derrick Henry	2020	5
Derrick Henry	2019	5
DeMarco Murray	2016	5
Earl Campbell	1983	5
Earl Campbell	1979	5
6. (eight tied)		4

2019 NFL RUSHING LEADERS

Titans running back **Derrick Henry** claimed the NFL's 2019 rushing title with 1,540 yards on 303 carries (5.1 avg.). The next-closest finisher was Cleveland's **Nick Chubb**, who had 1,494 rushing yards.

Henry joined **Billy Cannon** (AFL, 1961), **Earl Campbell** (1978-80) and **Chris Johnson** (2009) as the only running backs in franchise history to lead their respective leagues in rushing.

NFL rushing leaders in 2019:

Player	Team	Rushing Yards
1. Derrick Henry	Tennessee Titans	1,540
2. Nick Chubb	Cleveland Browns	1,494
3. Christian McCaffrey	Carolina Panthers	1,387
4. Ezekiel Elliott	Dallas Cowboys	1,357
5. Chris Carson	Seattle Seahawks	1,230
6. Lamar Jackson	Baltimore Ravens	1,206
7. Leonard Fournette	Jacksonville Jaguars	1,152
8. Josh Jacobs	Oakland Raiders	1,150
9. Joe Mixon	Cincinnati Bengals	1,137
10. Dalvin Cook	Minnesota Vikings	1,135

2019 TOUCHDOWN LEADERS

Titans running back **Derrick Henry** tied Green Bay's **Aaron Jones** for the NFL lead with 16 rushing touchdowns in 2019.

Additionally, Henry ranked third in the NFL with 18 total touchdowns behind Carolina's **Christian McCaffrey** and Jones, who each scored 19 total touchdowns.

NFL leaders in rushing touchdowns in 2019:

Player	Team	Rushing TDs
1. Derrick Henry	Tennessee Titans	16
Aaron Jones	Green Bay Packers	16
3. Christian McCaffrey	Carolina Panthers	15
4. Dalvin Cook	Minnesota Vikings	13
5. Todd Gurley	Los Angeles Rams	12
Ezekiel Elliott	Dallas Cowboys	12

NFL leaders in total touchdowns in 2019:

Player	Team	Total TDs
1. Christian McCaffrey	Carolina Panthers	19
Aaron Jones	Green Bay Packers	19
3. Derrick Henry	Tennessee Titans	18
4. Mark Ingram	Baltimore Ravens	15
5. Ezekiel Elliott	Dallas Cowboys	14
Todd Gurley	Los Angeles Rams	14

3 CONSEC. GAMES W/ 200 SCRIMMAGE YDS

From the final week of the 2019 regular season (Dec. 29 at Houston) through the Titans' first two playoff games (Jan. 4 at New England and Jan. 11 at Baltimore), **Derrick Henry** became the **first player in NFL history to rush for at least 180 yards in three consecutive regular season or postseason games.**

He also became only the third player since the 1970 NFL-AFL merger to have 200 scrimmage yards in three consecutive games. The other two players to accomplish the feat were Chicago Bears running back **Walter Payton** (1977) and Pittsburgh Steelers running back **Le'Veon Bell** (2014).

During the 2019 regular season and playoffs, Henry and Carolina Panthers running back **Christian McCaffrey** (two) were the only two players with multiple 200-yard scrimmage games. Together they accounted for five of the 14 such individual performances.

Most consecutive games with at least 200 scrimmage yards in the regular season and/or postseason, 1970–present:

Player	Team	Dates	Games
1. Derrick Henry	Tennessee	Dec. 29, 2019–Jan. 11, 2020	3
Le'Veon Bell	Pittsburgh	Nov. 17–Dec. 7, 2014	3
Walter Payton	Chicago	Nov. 13–Nov. 24, 1977	3
4. (several tied)			2

2018 NFL RUSHING LEADERS

Derrick Henry recorded 215 carries in 2018 for 1,059 yards. He ranked second in the AFC in rushing yardage behind Cincinnati's **Joe Mixon** (1,168) and ranked seventh overall in the NFL.

NFL rushing leaders in 2018 (rushing yards):

Player	Team	Rushing Yards
1. Ezekiel Elliott	Dallas Cowboys	1,434
2. Saquon Barkley	New York Giants	1,307
3. Todd Gurley	Los Angeles Rams	1,251
4. Joe Mixon	Cincinnati Bengals	1,168
5. Chris Carson	Seattle Seahawks	1,151
6. Christian McCaffrey	Carolina Panthers	1,098
7. Derrick Henry	Tennessee Titans	1,059
8. Adrian Peterson	Washington Redskins	1,042
9. Phillip Lindsay	Denver Broncos	1,037
10. Nick Chubb	Cleveland Browns	996

2018 RUSHING TOUCHDOWN LEADERS

Derrick Henry's scored a career-high 12 rushing touchdowns in 2018. He tied for the third-highest rushing touchdown total in the NFL.

Henry became the first Titans player with 12 rushing touchdowns in a season since **Chris Johnson** had 14 rushing touchdowns in 2009.

Most rushing touchdowns in 2018:

Player	Team	Rushing TDs
1. Todd Gurley	Los Angeles Rams	17
2. Alvin Kamara	New Orleans Saints	14
3. Derrick Henry	Tennessee Titans	12
4. James Conner	Pittsburgh Steelers	12
5. Saquon Barkley	New York Giants	11
6. Melvin Gordon	Los Angeles Chargers	10
7. Phillip Lindsay	Denver Broncos	9
8. Chris Carson	Seattle Seahawks	9
9. Marlon Mack	Indianapolis Colts	9
10. Jordan Howard	Chicago Bears	9

DECEMBER TO REMEMBER

In five games in the month of December 2018, **Derrick Henry's** rushing totals included 97 carries for 625 yards and eight touchdowns. His 625 yards were the most by any NFL player in any calendar month in 2018.

Additionally, Henry authored one of only four calendar months for the franchise since 1970 in which a player rushed for at least 600 yards. **Chris Johnson** (800 rushing yards in November 2009) and **Earl Campbell** (633 in October 1980; 662 in November 1980) were the organization's only other players to accomplish the feat in that timespan.

Henry's December rushing totals included 40 yards against the New York Jets (Dec. 2), a franchise-record 238 yards against the Jacksonville Jaguars (Dec. 6), 170 yards at the New York Giants (Dec. 16), 84 yards against the Washington Redskins (Dec. 22) and 93 yards against the Indianapolis Colts (Dec. 30).

For his efforts, Henry was named AFC Offensive Player of the Month.

Titans/Oilers with 500 rushing yards in any calendar month from 1970-2019 (includes playoffs):

Player	Season	Month	Rushing Yards
1. Chris Johnson	2009	November	800
2. Earl Campbell	1980	November	662
3. Earl Campbell	1980	October	633
4. Derrick Henry	2018	December	625
5. Derrick Henry	2020	November	594
6. Earl Campbell	1979	September	569
7. Derrick Henry	2019	December	549
8. Eddie George	2000	October	548
9. Earl Campbell	1979	November	534
10. Derrick Henry	2020	December	520
11. DeMarco Murray	2016	October	511
12. Earl Campbell	1981	October	510

RECORD-SETTING NIGHT

On Dec. 6, 2018, **Derrick Henry** had one of the most memorable rushing performances in NFL history on Thursday Night Football. He rushed for a then-team-record 238 yards and four touchdowns (tied franchise record), including a 99-yard touchdown run.

[WATCH: Highlights from Derrick Henry's performance on 12/6/18](#)

Henry's 238 rushing yards set a new franchise record, breaking **Chris Johnson's** mark of 228 yards against the Jaguars on Nov. 1, 2009. It was the highest single-game rushing total in the NFL in 2018 and the league's highest total since **Doug Martin's** 251 rushing yards for the Tampa Bay Buccaneers against the Oakland Raiders on Nov. 4, 2012.

Henry later broke his own record with 250 rushing yard at Houston on Jan. 3, 2021 to take possession of five of the top eight single-game rushing totals in team annals.

Most rushing yards in a game, franchise history:

Player	Date	Opponent	Rushing Yards
1. Derrick Henry	1/3/21	at Houston	250
2. Derrick Henry	12/6/18	Jacksonville	238
3. Chris Johnson	11/1/09	Jacksonville	228
4. Eddie George	8/31/97	Oakland	216
Billy Cannon	12/10/61	at New York	216
6. Derrick Henry	12/13/20	at Jacksonville	215
7. Derrick Henry	10/18/20	Houston	212
8. Derrick Henry	12/29/19	at Houston	211
9. Earl Campbell	11/16/80	at Chicago	203
Earl Campbell	10/19/80	Tampa Bay	203

In the second quarter, Henry took a handoff from **Marcus Mariota** inside his own one-yard line and raced 99 yards for a touchdown. It was the second 99-yard run in NFL history, tying **Tony Dorsett's** record-setting touchdown run for the Dallas Cowboys against the Minnesota Vikings on Jan. 3, 1983. It was also the team record, topping Johnson's 94-yard touchdown run against the New York Jets on Dec. 17, 2012. The only other runs in franchise history of at least 90 yards were Johnson's 91-yard rush against the Houston Texans on Sept. 20, 2009 and a 91-yarder by Sid Blanks against the Jets on Dec. 13, 1964.

Henry's 99-yard touchdown run tied for the longest scrimmage play in NFL history. It was the 15th such play, including his and Dorsett's runs and 13 passing plays. The last 99-yard scrimmage play before Henry's was New York Giants wide receiver **Victor Cruz's** 99-yard reception from **Eli Manning** against the New York Jets on Dec. 24, 2011.

Longest runs from scrimmage in NFL history:

Player	Team	Date	Opponent	Rushing Yards
1. Derrick Henry	Tennessee	12/6/18	Jacksonville	99t
Tony Dorsett	Dallas	1/3/83	Minnesota	99t
3. Ronald Jones	Tampa Bay	11/15/20	Carolina	98t
Ahman Green	Green Bay	12/28/03	Denver	98t
5. Lamar Miller	Houston	11/26/18	Tennessee	97t
Lamar Miller	Miami	12/28/14	N.Y. Jets	97t
Andy Uram	Green Bay	10/8/39	Chi. Cardinals	97t
Bob Gage	Pittsburgh	12/4/49	Chi. Bears	97t

Henry scored on a three-yard run in the first quarter, a 99-yard run in the second quarter, a 16-yard run in the third quarter, and finally a 54-yard run in the third quarter. He tied the franchise record and became the third player in franchise history to rush for four touchdowns in a game, joining Earl Campbell (against Miami on Nov. 20, 1978) and Lorenzo White (against Cleveland on Dec. 9, 1990).

The only franchise player with more overall touchdowns in a game than Henry was Oilers running back **Billy Cannon**, who had five total touchdowns (three rushing, two receiving) at the New York Titans on Dec. 10, 1961. Henry became the first NFL player with four rushing touchdowns in a game since New England Patriots running back **Jonas Gray** at Indianapolis on Nov. 16, 2014.

Most rushing touchdowns in a game, franchise history:

Player	Date	Opponent	Rushing Touchdowns
1. Derrick Henry	12/6/18	Jacksonville	4
Lorenzo White	12/9/90	Cleveland	4
Earl Campbell	11/20/78	Miami	4
4. (several tied)			3

Additionally, Henry's rushing performance against the Jaguars accomplished the following:

- He became the ninth NFL player since 1975 with at least one 90-yard run and at least one 60-yard reception in his career. The others were **Tony Dorsett**, **Garrison Hearst**, **Tiki Barber**, **Chris Johnson**, **Jamaal Charles**, **Herschel Walker**, **Warrick Dunn** and **Adrian Peterson**.
- Henry became the seventh NFL player since the 1970 AFL-NFL merger with at least four rushing touchdowns and at least 200 rushing yards in a game, joining **Clinton Portis**, **Barry Sanders**, **Doug Martin**, **Jonas Gray**, **Mike Anderson** and **Corey Dillon**. Henry became the first to accomplish the feat in fewer than 20 carries (17).
- He matched former Titans running back **Chris Johnson** as the only players in NFL history with a rushing touchdown of at least 90 yards and a rushing touchdown of at least 50 yards in the same game. Johnson accomplished the feat against the Houston Texans on Sept. 20, 2009.
- His 24 points tied for the fourth-highest single-game total in franchise history, trailing only **Billy Cannon** (30 on Dec. 10, 1961), **Rob Bironas** (26 on Oct. 21, 2007) and **George Blanda** (26 on Sept. 18, 1960). **Earl Campbell** (Nov. 20, 1978) and **Lorenzo White** (Dec. 9, 1990) also had 24 points on four touchdowns in a single game.
- His 238 rushing yards and four rushing touchdowns were each the most in any Thursday Night Football game in history.



RUSHING YARDS IN A TWO-GAME SPAN

Following a franchise-record 238 rushing yards against the Jacksonville Jaguars on Dec. 6, 2018, **Derrick Henry** then totaled 170 rushing yards at the New York Giants on Dec. 16 to give him a franchise record of 408 rushing yards in a two-game span.

The previous record of 405 rushing yards in two games was set by **Earl Campbell** in 1980, when Campbell posted 203 yards against Tampa Bay (Oct. 19) and 202 yards against Cincinnati (Oct. 26).

Most total rushing yards in two consecutive games, franchise history:

Player	Game 1	Yds	Game 2	Yds	Total
Derrick Henry	12/6/18 vs. Jax	238	12/16/18 at NYG	170	408
Earl Campbell	10/19/80 vs. TB	203	10/26/80 vs. Cin	202	405

RUSHING YARDS IN A SINGLE POSTSEASON

Derrick Henry accumulated 446 rushing yards during the 2019 playoffs. He had 182 yards on 34 carries in the wild card round at New England, followed by 195 yards on 30 attempts in the divisional round at Baltimore. In the AFC championship game, he had 69 yards on 19 rushing attempts.

Henry's average of 148.7 rushing yards per game ranked fourth in NFL history for players with at least two games played. Only a trio of Pro Football Hall of Fame members—Denver Broncos running back **Terrell Davis** (156.0 in 1998), Los Angeles Raiders running back **Marcus Allen** (155.3 in 1983) and Washington Redskins running back **John Riggins** (152.5 in 1982) have averaged more rushing yards in a single postseason than Henry.

In Titans/Oilers history, **Eddie George** established the previous record for average rushing yards in a single postseason during the 1999 playoffs. In four games, George carried the ball 108 times for 449 yards, or an average of 112.3 yards per contest.

Most rushing yards per game in a single NFL postseason (minimum two games):

Player	Team	Season	Games	Rush Yards	Per Game
1. Terrell Davis	Denver	1998	3	468	156.0
2. Marcus Allen	L.A. Raiders	1983	3	466	155.3
3. John Riggins	Washington	1982	4	610	152.5
4. Derrick Henry	Tennessee	2019	3	446	148.7
5. Eric Dickerson	L.A. Rams	1985	2	294	147.0
6. Terrell Davis	Denver	1997	4	581	145.3
7. Arian Foster	Houston	2011	2	285	142.5
8. Thurman Thomas	Buffalo	1990	3	390	130.0
9. Brian Westbrook	Philadelphia	2006	2	257	128.5
10. Fred Taylor	Jacksonville	1998	2	248	124.0

George's 449 yards during the team's run to Super Bowl XXXIV also established the franchise benchmark for most total rushing yards in a single postseason. Henry came within three yards of the mark in one fewer game.

Most rushing yards in a single postseason, franchise history:

Player	Season	Games	Rush Yards
1. Eddie George	1999	4	449
2. Derrick Henry	2019	3	446
3. Earl Campbell	1978	3	264
4. Steve McNair	1999	4	209
5. Derrick Henry	2017	2	184

Henry's 2019 playoff rushing yardage total ranked sixth in NFL history. It was the most by any NFL player since George's 1999 postseason.

Most total rushing yards in a single NFL postseason:

Player	Team	Season	Games	Rush Yards
1. John Riggins	Washington	1982	4	610
2. Terrell Davis	Denver	1997	4	581
3. Terrell Davis	Denver	1998	3	468
4. Marcus Allen	L.A. Raiders	1983	3	466
5. Eddie George	Tennessee	1999	4	449
6. Derrick Henry	Tennessee	2019	3	446
7. Thurman Thomas	Buffalo	1990	3	390
8. Natrone Means	Jacksonville	1996	3	358
9. Le'Veon Bell	Pittsburgh	2016	3	357
10. Freeman McNeil	N.Y. Jets	1982	3	349

RUSHING YARDS IN A TITANS PLAYOFF GAME

On Jan. 4, 2020, **Derrick Henry** rushed for 182 yards and one touchdown on 34 attempts in a wild card playoff victory at New England. In doing so, he set a new franchise single-game postseason record for rushing yards in a game, surpassing **Eddie George's** 162 yards at Indianapolis on Jan. 16, 2000.

One week later, on Jan. 11, 2020, Henry broke his own record, going for 195 rushing yards on 30 carries at Baltimore.

Henry now owns two of the top three rushing games in franchise postseason history.

Most single-game rushing yards in franchise postseason history:

Player	Date	Opp	Att	Yds	Avg	TD
1. Derrick Henry	1/11/20	at Bal	30	195	6.5	0
2. Derrick Henry	1/4/20	at NE	34	182	5.4	1
3. Eddie George	1/16/00	at Ind	26	162	6.2	1
4. Derrick Henry	1/6/18	at KC	23	156	6.8	1
5. Earl Campbell	12/31/78	at NE	27	118	4.4	1
6. Eddie George	1/8/00	Buf	29	106	3.7	0
7. Eddie George	1/30/00	StL (SB)	28	95	3.4	2

SCRIMMAGE YARDS IN A TITANS PLAYOFF GAME

Derrick Henry's 182 rushing yards and 22 receiving yards in the team's wild card playoff victory at New England on Jan. 4, 2020 gave him a franchise-record 204 scrimmage yards.

Henry broke his own record of 191 scrimmage yards in a wild card playoff contest at Kansas City on Jan. 6, 2018 (156 rushing, 35 receiving).

On Jan. 11, 2020, one week after establishing the current record, Henry had 202 scrimmage yards (195 rushing, seven receiving) at Baltimore, giving him the three biggest scrimmage yards totals in franchise postseason history.

Prior to Henry, the organization record stood for 57 years. It was set on Jan. 1, 1961, when **Billy Cannon** had 178 scrimmage yards against the Los Angeles Chargers.

Most single-game scrimmage yards in franchise postseason history:

Player	Date	Opp	Rush Yards	Rec Yards	Scrim Yards
1. Derrick Henry	1/4/20	at NE	182	22	204
2. Derrick Henry	1/11/20	at Bal	195	7	202
3. Derrick Henry	1/6/18	at KC	156	35	191
4. Billy Cannon	1/1/61	LAC	50	128	178
5. Eddie George	1/16/00	at Ind	162	14	176
6. Eddie George	1/7/01	Bal	91	52	143
7. Ernest Givins	12/31/89	at Pit	0	136	136

FRANCHISE PLAYOFF RUSHING LEADERS

In the 2020 postseason, **Derrick Henry** increased his career playoff totals to 670 rushing yards on 136 attempts. He is second on the franchise's all-time postseason rushing list.

During the 2019 playoffs, he passed **Earl Campbell** (420 career postseason rushing yards) to trail only **Eddie George** (776) on the Titans/Oilers franchise playoff rushing list.

Franchise career postseason rushing leaders:

Player	Games	Att	Yards	Avg	TD
1. Eddie George	9	206	776	3.8	5
2. Derrick Henry	6	136	670	4.9	3
3. Earl Campbell	6	135	420	3.1	4
4. Steve McNair	9	54	349	6.5	6
5. Lorenzo White	7	76	264	3.5	1

MORE TITANS RUNNING BACKS

41 - FB KHARI BLASINGAME

6-0, 233, 3rd Year, Vanderbilt

➤ Blasingame was signed by the Titans to their active roster from the Minnesota Vikings' practice squad on Nov. 13, 2019.

➤ In 2020, he appeared in 15 games with seven starts during the regular season and caught four passes for 39 yards. He also started one postseason game. He was a key contributor as a blocker for Derrick Henry's 2,027 rushing yards, helping Henry become the eighth player in NFL history to reach the 2,000-yard rushing mark in a season.


➤ In his rookie season (2019), he saw action in six games with three starts at fullback, catching four passes for 54 yards and collecting two special teams tackles, tying for the team lead in special teams tackles twice in 2019 (at IND, at NE).

➤ The former Vanderbilt product played in all three postseason contests with a start at fullback and notched two special teams tackles and a forced fumble on coverage units.

➤ Made his first career start in his NFL debut against Jacksonville (11/24/19).

➤ Amassed 997 rushing yards and 15 rushing scores as well as 35 catches for 380 yards and two receiving touchdowns during his collegiate career at Vanderbilt.

➤ The New Market, Ala., native was originally signed by the Minnesota Vikings as a rookie free agent on May 3, 2019.



32 - RB DARRYNTON EVANS

5-10, 203, 2nd Year, Appalachian State

➤ The Oak Hill, Fla., native was selected by the Titans in the third round (93rd overall) of the 2020 NFL Draft.

➤ In 2020, he appeared in five games as a rookie during the regular season and totaled 14 rushing attempts for 54 yards. He added two receptions for 27 yards and a touchdown and nine kickoff returns for 206 yards. He also appeared in one postseason contest, registering two kickoff returns for 46 yards and one yard on one rushing attempt.

➤ In three on-field seasons at Appalachian State (2016, 2018-19), Evans appeared in 39 games and made 22 starts.

➤ He was a two-time All-Sun Belt first-team selection and was the Sun Belt's Offensive Player of the Year in 2019. Evans was a two-time Sun Belt Championship Game MVP and MVP of the 2019 New Orleans Bowl.

➤ He finished his career with 2,884 rushing yards (ninth all-time at Appalachian State) despite being the primary running back for just 23 career games. Set school records for most career rushes without a fumble (482) and single-season rushes without a fumble (255 in 2019). Had 4,642 all-purpose yards, including 1,439 yards on kickoff returns and 319 yards as a receiver, plus 14 passing yards on a forward-flipped jet sweep. Scored 34 total touchdowns with 25 rushing, six receiving and a program-record three as a kick returner. Totaled 11 runs of at least 50 yards in his final two seasons.

2021 Game Notes:

➤ Placed on injured reserve on Sept. 2, 2021.



28 - RB JEREMY McNICHOLS
5-9, 205, 2nd Year, Boise State



- The Long Beach, Calif. native was re-signed by the Titans on August 26, 2020. He previously spent time on the Titans practice squad in 2018 and played the 2019 preseason with Tennessee, rushing for 108 yards on 26 carries. He also scored a touchdown on a 15-yard completion.
- In 2020, he appeared in all 16 games for the first time in his career. He ranked second on the team with 47 rushing attempts and totaled 204 rushing yards with one touchdown. He added 12 receptions for 55 yards. In one postseason game, he posted one rushing attempt for four yards.
- Originally a fifth-round pick by Tampa Bay in the 2017 NFL Draft out of Boise State, McNichols has also spent time with the Jaguars, Bears, Broncos, Colts, and 49ers, playing in five games and registering four carries for eight yards.
- His junior year at Boise State (2016), he finished with 1,709 rushing yards (third in Boise State single-season history) and 23 rushing touchdowns (fourth) on 314 attempts (second). McNichols also caught 37 passes for 474 yards and four touchdowns. His 27 total touchdowns ranked second in the nation and third all-time in a single season at Boise State, while his 2,255 all-purpose yards were the second-most in a season in Boise State history.

2021 Game Notes:

- **At Seattle (9/19)**, caught three passes for 26 yards and added a three-yard rushing attempt.
- **Against Indianapolis (9/26)**, totaled one reception for a 10-yard touchdown, two rushing attempts for six yards, and two kickoff returns for 31 yards. He caught a 10-yard touchdown pass from Ryan Tannehill in the fourth quarter. It was his first career touchdown reception (second overall touchdown).

38 - RB MEKHI SARGENT
5-8, 208, Rookie, Iowa



- Sargent was signed by the Titans as an undrafted free agent on May 14, 2021.
- Sargent appeared in 34 games with 13 starts at running back over three seasons at Iowa (2018-20) and rushed 354 times for 1,740 yards (4.9 avg.) and 20 touchdowns.
- Sargent added 32 receptions for 300 yards and one score.
- Before transferring to Iowa, Sargent played one season at Iowa Western Community College (2017) where he rushed 205 times for 1,449 yards and 14 touchdowns and caught 12 passes for 91 yards and two scores.
- In 2020, as a senior, he saw action in all eight games with one start, rushed 76 times for 432 yards (5.7 avg.) and seven touchdowns.
- Sargent also earned honorable mention All-Big Ten recognition.
- In 2019, Sargent appeared in all 13 games and made eight starts. He totaled 119 carries for 563 yards (4.7 avg.) and four touchdowns, all of which ranked second on the squad.
- He is a native of Key West, Fla.

2021 Game Notes:

- **Against Arizona (9/12)**, registered one carry for two yards in his NFL debut.




**TITANS
TIGHT ENDS**

No.	Name	Ht	Wt	Exp	College
86	Firkser, Anthony	6-2	246	4	Harvard
89	Hudson, Tommy	6-3	255	1	Arizona State
49	Moore, Briley (IR)	6-4	240	R	Kansas State
85	Pruitt, MyCole	6-2	245	6	Southern Illinois
87	Swaim, Geoff	6-4	260	7	Texas

#86 • TE ANTHONY FIRKSER

6-2, 246, 4th Year, Harvard

[Click for complete bio](#)



Tight end **Anthony Firkser** is in his fourth NFL season in 2021. He was signed by the Titans during the 2018 offseason.

In 2020, Firkser played in every game for the first time in his career. He set career highs with 39 receptions and 387 yards and caught one touchdown pass. His reception total and receiving yardage total each ranked fourth on the team and second among the club's tight ends. In one playoff contest, he registered a pair of receptions for 44 yards.

In 2019, he set career highs with 15 games played and one start and contributed 14 receptions for 204 yards and one touchdown. He added three catches for 45 yards and a team-high two touchdowns in three playoff games.

In 2018, Firkser spent time on the Titans' 53-man roster and practice squad. He produced a total of 19 receptions for 225 yards and one touchdown in 12 games.

He was originally signed by the New York Jets as an undrafted free agent on May 5, 2017. After his release from the Jets, he spent time as a rookie on the practice squad of the Kansas City Chiefs and stayed with the Chiefs for part of the 2018 offseason.

A native of Manalapan, N.J., Firkser appeared in 29 games with 24 starts over four seasons at Harvard (2013-16) and caught 99 passes for 1,559 yards and 14 touchdowns. He finished his career ranked 12th all-time in school history in receptions, ninth all-time in receiving yards and sixth all-time in touchdown receptions. He was named to the All-Ivy League second team as both a junior and sophomore.

2021 Game Notes:

- **Against Arizona (9/12)**, caught three passes for 19 yards.
- **At Seattle (9/19)** and **against Indianapolis (9/26)**, he was inactive with a knee injury.

Firkser's Career Regular Season Statistics:

Year	GP	GS	Rec	Yds	Avg	Lg	TD
2018	12	0	19	225	11.8	28	1
2019	15	1	14	204	14.6	39	1
2020	16	1	39	387	9.9	45	1
2021	1	0	3	19	6.3	11	0
Totals	44	2	75	835	11.1	45	3



Firkser's Career Postseason Statistics:

Year	GP	GS	Rec	Yds	Avg	Lg	TD
2019	3	0	3	45	15.0	22t	2
2020	1	0	2	44	22.0	35	0
Totals	4	0	5	89	17.8	35	2

Firkser's NFL Regular Season Single-Game Highs:**Receptions** - 8 vs. Houston (10/18/20)**Receiving Yards** - 113 vs. Houston (10/18/20)**Long Reception** - 45 vs. Houston (10/18/20)**Touchdowns** - 1 (Three times, last vs. Houston, 10/18/20)**Firkser's NFL Playoff Single-Game Highs:****Receptions** - 2 (Twice, last vs. Baltimore, 1/10/21)**Receiving Yards** - 44 vs. Baltimore (1/10/21)**Long Reception** - 35 vs. Baltimore (1/10/21)**Touchdowns** - 1 (Twice, last at Kansas City, 1/19/20)**MORE TITANS TIGHT ENDS****89 - TE TOMMY HUDSON****6-3, 255, 1st Year, Arizona State**

- The Titans signed Tommy Hudson as a rookie free agent following the 2020 NFL Draft.

- In 2020, Hudson spent 10 games during the regular season and one game during the playoffs on the practice squad. He was on the reserve/practice squad suspended list for the remaining six contests.


- Hudson appeared in 40 games with 26 starts over four seasons at Arizona State (2016-19). He totaled 25 receptions for 205 yards and played primarily as a blocking tight end.

- As a senior at Arizona State (2019), he appeared in 13 games with 11 starts and caught 10 passes for a career-high 112 yards.

- He is a native of San Jose, Calif.

2021 Game Notes:


- **At Seattle (9/19)**, played his first career game and recorded a 14-yard reception on his first career catch. The play converted a third-and-three in the first quarter.

**85 - TE MyCOLE PRUITT****6-2, 245, 6th Year, Southern Illinois**

- Pruitt rejoined the Titans on Sept. 3, 2021, when he was signed to the practice squad, and he was later promoted to the 53-man roster on Sept. 13. He was previously with the team from 2018 to 2020 before a stint with the San Francisco 49ers during the 2021 offseason and preseason.

- In 2020, he appeared in 11 games with four starts and totaled five catches for 49 yards and a career-high two touchdowns. He also recovered a fumble for a touchdown to give him three total touchdowns on the season. Additionally, as a blocker he helped Derrick Henry become the NFL's eighth all-time player to reach the 2,000-yard rushing mark (2,027).

- In 2019, he played in all 16 games for the second time in his career and set a career high with 10 starts. He posted six receptions for 90 yards and



one touchdown, and he added four catches for 28 yards in three playoff games (one start).

- He arrived in Tennessee in 2018 with 21 games of NFL experience with the Texans, Chicago Bears and Minnesota Vikings. His statistics prior to joining the Titans included 12 receptions for 102 yards.

- Pruitt was a fifth-round selection by the Vikings in the 2015 NFL Draft.

- A native of South Bend, Ind., he amassed multiple school records for tight ends during a four-year career at Southern Illinois, where he tallied 211 career receptions for 2,601 yards and 25 touchdowns. He earned All-America honors for both his junior and senior seasons. Pruitt also was named the best tight end in the 30-year history of Missouri Valley Conference.

2021 Game Notes:

- **At Seattle (9/19)**, established new career highs with three receptions and 43 receiving yards, topping his previous highs of two receptions (eight previous games) and 42 receiving yards (Dec. 8, 2019 at Oakland). He had a 22-yard reception in the third quarter.

- **Against Indianapolis (9/26)**, converted a third-and-four with a seven-yard catch in the fourth quarter. It helped lead to a Titans field goal.

87 - TE GEOFF SWAIM**6-4, 260, 7th Year, Texas**

- Swaim was signed by the Titans prior to the start of the 2020 season.

- Originally a seventh-round pick by the Cowboys in the 2015 NFL Draft, Swaim played in 43 total games over five seasons with the Cowboys (2015-18) and the Jaguars (2019). His career totals in that time included 48 catches for 401 yards and a touchdown in his career.

- In 2020, he appeared in 10 games (eight starts) in his first season in Tennessee. He produced nine receptions for 83 yards and one touchdown and helped block for Derrick Henry's 2,027-yard rushing season. Swaim started one playoff game with one reception for five yards.

- In 2019, Swaim appeared in six games with two starts for the Jaguars, totaling 13 receptions for 65 yards.

- As a senior at the University of Texas, he started all 13 games, spending most of his time helping block for a running game that rushed for 1,786 yards and seven touchdowns. He totaled 13 catches for 84 yards.


- A native of Chico, Calif., Swaim played at Butte College in Oroville, Calif., for two years prior to transferring to Texas.

2021 Game Notes:

- Placed on reserve/COVID-19 on Aug. 26 and removed from the list on Sept. 6.

- **At Seattle (9/19)**, started and caught two passes for 10 yards.

- **Against Indianapolis (9/26)**, totaled three receptions for 27 yards, including a 26-yard catch in the second quarter.





TITANS WIDE RECEIVERS

No.	Name	Ht	Wt	Exp	College
13	Batson, Cameron	5-8	175	4	Texas Tech
11	Brown, A.J.	6-1	226	3	Mississippi
88	Johnson, Marcus (IR)	6-1	207	4	Texas
2	Jones, Julio	6-3	220	11	Alabama
81	McMath, Racey	6-3	217	R	Louisiana State
18	Reynolds, Josh	6-3	196	5	Texas A&M
80	Rogers, Chester	6-0	184	5	Grambling State
15	Westbrook-Ikhine, Nick	6-2	211	2	Indiana

#11 • WR A.J. BROWN

6-1, 226, 3rd Year, Mississippi
[Click for complete bio](#)



Wide receiver **A.J. Brown** is in his third NFL season in 2021. He was selected by the Titans in the second round (51st overall) of the 2019 NFL Draft.

In his first two years in the NFL, Brown totaled 122 receptions for 2,126 yards (17.4 avg.) with 19 touchdown catches. He became the 11th player to reach 1,000 receiving yards in each of his first two NFL seasons, the first player to do so since **Michael Thomas** (2016-17) and the only player in Titans/Oilers history other than **Bill Groman** (1960-61) to accomplish the feat. From 1970 through 2020, Brown and **Randy Moss** were the only players to post at least 120 receptions and 19 touchdown catches while averaging 17.0 yards per reception in their first two seasons.

Brown was selected to his first Pro Bowl in 2020 after leading the team with 70 receptions, 1,075 receiving yards and 11 touchdown catches in 14 games (12 starts). He tied for fifth place in the NFL in touchdown receptions and joined **Drew Bennett** (11 in 2004) as the only players in the team's "Titans era" (since 1999) with 10 or more touchdown receptions in a season. He added a touchdown on a kickoff return.

As a rookie, Brown led the Titans in every major receiving category, totaling 52 catches for 1,051 yards and eight touchdowns. He added a 49-yard rushing touchdown. Among all rookies in franchise history, Brown ranked third in receiving yards and fifth in receptions, and he tied for the third-highest receiving touchdown total.

Brown led the 2019 NFL rookie class in receiving yards and total touchdowns, and he tied for the rookie lead in touchdown receptions. He also placed fifth among rookies in receptions. Among all NFL players in 2019—rookies and veterans—Brown finished second in receiving average (20.2), behind only the Los Angeles Chargers' **Mike Williams** (20.4).

During a three-year career at Mississippi (2016-18), Brown became the program's all-time leading receiver with 2,984 yards. He ranked third in school history with 189 receptions and fifth all-time with 19 touchdowns. Brown averaged 15.8 yards per catch and 82.9 yards per game, and he tallied the most 100-yard receiving games in Ole Miss history with 12. He became the only receiver in Ole Miss history to tally 60 or more receptions in back-to-back seasons.

In 2018, Brown started all 12 games and set Ole Miss' single-season receiving records in yards (1,320) and catches (85), leading the SEC in both categories. His 1,320 receiving yards ranked seventh in the nation. Brown caught six touchdowns, averaging 110.0 yards per game, and he topped the 100-yard receiving mark in six contests. He earned AP first-team All-SEC and third-team All-American honors for the second consecutive season.

Brown was selected in the 19th round of the 2016 Major League Baseball Draft by the San Diego Padres as a centerfielder and he participated in the team's extended spring training program each summer from 2016-18.

He is a native of Starkville, Miss.

2021 Game Notes:

- **Against Arizona (9/12)**, tied for the team lead with four receptions for 49 receiving yards with one touchdown. He caught a 13-yard touchdown pass from Ryan Tannehill in the third quarter. It was his 20th career touchdown reception, making him the 15th player in franchise history to reach 20 touchdown catches. He also recorded a solo tackle on defense on the final play of the first half.
- **At Seattle (9/19)**, caught three passes for 43 yards.
- **Against Indianapolis (9/26)**, recorded a three-yard rushing attempt before leaving the game with an injury in the first quarter. It ended his streak of 32 consecutive games with a reception to begin his career.

Brown's Career Regular Season Statistics:

Year	Team	GP	GS	Rec	Yds	Avg	Lg	TD
2019	Ten	16	11	52	1,051	20.2	91t	8
2020	Ten	14	12	70	1,075	15.4	73t	11
2021	Ten	3	3	7	92	13.1	19	1
Totals		33	26	129	2,218	17.2	91t	20

Brown's Career Postseason Statistics:

Year	Team	GP	GS	Rec	Yds	Avg	Lg	TD
2019	Ten	3	3	5	64	12.8	37	0
2020	Ten	1	1	6	83	13.8	28	1
Totals		4	4	11	147	13.4	37	1

Brown's Regular Season Single-Game Highs:

- Receptions** - 10 at Houston (1/3/21)
- Receiving Yards** - 153 (twice, last vs. Pittsburgh, 10/25/20)
- Long Reception** - 91t at Oakland (12/8/19)
- Touchdown Receptions** - 2 (three times, last vs. Houston, 10/18/20)

Brown's Playoff Single-Game Highs:

- Receptions** - 6 vs. Baltimore (1/10/21)
- Receiving Yards** - 83 vs. Baltimore (1/10/21)
- Long Reception** - 37 at Kansas City (1/19/20)
- Touchdown Receptions** - 1 vs. Baltimore (1/10/21)

BROWN'S FIRST TWO SEASONS

Titans wide receiver **A.J. Brown's** statistics in his first two seasons placed him in distinguished company. His totals included 122 receptions for 2,126 receiving yards—a 17.4-yard average—and 19 touchdown catches.

In the last 50 years (since 1970), Brown and **Randy Moss** are the only players to enter the NFL and reach 120 receptions and 19 touchdown catches while averaging at least 17.0 yards per reception in their first two seasons.

NFL players since 1970 with 120 receptions, 19 touchdown receptions and a 17.0-yard receiving average in their first two seasons (through 2020):

Player	Seasons	Team	Rec	Yards	Avg	Rec TD
Randy Moss	1998–1999	Minnesota	149	2,726	18.3	28
A.J. Brown	2019–2020	Tennessee	122	2,126	17.4	19

In his first two campaigns, Brown had eight performances in which he registered at least 100 receiving yards with one or more touchdown catches. Since 1970, only three players—**Odell Beckham Jr.** (12), Moss (nine) and **John Jefferson** (eight)—had more performances within their first two seasons in which they had 100 or more receiving yards and reached the end zone at least once.

Most games with at least 100 receiving yards and one touchdown reception within a player's first two seasons, 1970–2020:

Player	Seasons	Team	Games w/ 100 Rec Yards + Rec TD
1. Odell Beckham Jr.	2014–2015	N.Y. Giants	12
2. Randy Moss	1998–1999	Minnesota	9
3. A.J. Brown	2019–2020	Tennessee	8
John Jefferson	1978–1979	San Diego	8
5. (three tied)			7

2019-21 RECEIVING TD LEADERS

A.J. Brown registered 11 touchdown receptions in 2020. The total tied for fifth place in the NFL behind only **Davante Adams** (18), **Tyreek Hill** (15), **Adam Thielen** (14) and **Mike Evans** (13).

Brown additionally scored one touchdown on a kickoff return in 2020.

Most touchdown receptions in 2020:

Player	Team	Rec TD
1. Davante Adams	Green Bay Packers	18
2. Tyreek Hill	Kansas City Chiefs	15
3. Adam Thielen	Minnesota Vikings	14
4. Mike Evans	Tampa Bay Buccaneers	13
5. A.J. Brown	Tennessee Titans	11
Travis Kelce	Kansas City Chiefs	11
Robert Tonyan	Green Bay Packers	11
8. Tyler Lockett	Seattle Seahawks	10
DK Metcalf	Seattle Seahawks	10
10. (five tied)		9

Since the beginning of his rookie season, Brown's touchdown reception total ranks among the NFL's best.

Most total touchdown receptions from 2019 through 2021:

Player	Current Team	Rec TD
1. Davante Adams	Green Bay Packers	24
Adam Thielen	Minnesota Vikings	24
3. Mike Evans	Tampa Bay Buccaneers	23
Tyreek Hill	Kansas City Chiefs	23
5. Tyler Lockett	Seattle Seahawks	21
6. A.J. Brown	Tennessee Titans	20
Marvin Jones	Jacksonville Jaguars	20
8. Travis Kelce	Kansas City Chiefs	19
DK Metcalf	Seattle Seahawks	19
10. Chris Godwin	Tampa Bay Buccaneers	18
Cooper Kupp	Los Angeles Rams	18

BROWN'S RECEIVING PACE

Wide receiver **A.J. Brown** is off to one of the best beginnings to a career in franchise history. Since 1970, his pace to this point in his career ranks among the franchise's top players in both receiving yards and receiving touchdowns.

Most touchdown receptions for the Titans/Oilers during a player's first 30 games with the team, 1970–present:

Player	Games	Rec TD
1. A.J. Brown	30	19
2. Kenny Britt	30	15
3. Dave Casper	30	14
Drew Hill	30	14
5. Rishard Matthews	30	13
Chris Sanders	30	13
7. Charlie Joiner	29	12
Nate Washington	30	12
9. (four tied)		10

Most receiving yards for the Titans/Oilers during a player's first 30 games with the team, 1970–present:

Player	Games	Rec Yards
1. Ernest Givins	30	2,214
2. A.J. Brown	30	2,126
3. Drew Hill	30	2,073
4. Kenny Britt	30	1,747
5. Rishard Matthews	30	1,740
6. Kendall Wright	30	1,655
7. Chris Sanders	30	1,600
8. Webster Slaughter	30	1,599
9. Justin Gage	30	1,506
10. Delanie Walker	30	1,461

BROWN'S CAREER 100-YARD RECEIVING GAMES

Date	Opp	No.	Yds.	Avg.	Lg	TD
12/08/2019	at Oakland	5	153	30.6	91t	2
10/25/2020	Pittsburgh	6	153	25.5	73t	1
01/03/2021	at Houston	10	151	15.1	52	1
11/24/2019	Jacksonville	4	135	33.8	65t	1
12/29/2019	at Houston	4	124	31.0	51t	1
12/15/2019	Houston	8	114	14.3	60	1
12/13/2020	at Jacksonville	7	112	16.0	37t	1
11/08/2020	Chicago	4	101	25.3	40t	1
09/08/2019	at Cleveland	3	100	33.3	51	0

* Playoffs

TOTAL TDS IN YEARS 1-2

A.J. Brown registered 21 total touchdowns from 2019 to 2020, his first two NFL seasons. He reached the end zone 19 times on receptions and added one rushing touchdown and one kickoff return touchdown.

In Titans/Oilers history, Brown became the fifth player with 20 or more total touchdowns in his first two NFL seasons and the first since **Chris Johnson** (2008-09).

Players in Titans/Oilers history with at least 20 touchdowns in their first two NFL seasons:

Player	Position	Seasons	Total TD
1. Earl Campbell	RB	1978–1979	32
2. Bill Groman	WR	1960–1961	30
3. Chris Johnson	RB	2008–2009	26
4. Billy Cannon	RB	1960–1961	22
5. A.J. Brown	WR	2019–2020	21

50-YARD RECEPTIONS FROM 2019-20

Since entering the NFL in 2019, **A.J. Brown** has recorded a total of nine receptions that have gone at least 50 yards. He owns the most such receptions in the NFL and also leads the league with six 50-yard touchdown receptions.

Most 50-yard receptions from 2019–2020:

Player	Team(s)	50+ Yard Receptions	50+ Yard TD Rec
1. A.J. Brown	Tennessee Titans	9	6
2. D.J. Moore	Carolina Panthers	7	4
3. Stefon Diggs	Minnesota/Buffalo	6	4
4. DK Metcalf	Seattle Seahawks	5	2
Marquez Valdes-Scantling	Green Bay Packers	5	4
6. (seven tied)		4	



FRANCHISE ROOKIE RECEIVING

Wide receiver **A.J. Brown** was the team's leading receiver in every major category during the 2019 regular season, and he vaulted high up the franchise's all-time rookie receiving charts.

Brown had 52 receptions for 1,051 yards for an average of 20.2 yards per catch, and he scored on eight touchdown receptions. He added a 49-yard rushing touchdown.

Among rookies in the history of the organization, Brown ranked third in receiving yards and fifth in receptions, and he tied for the third-highest receiving touchdown total.

Most receiving yards by a rookie in franchise history:

Player	Season	Rec Yds
1. Bill Groman	1960	1,473
2. Ernest Givins	1986	1,062
3. A.J. Brown	2019	1,051
3. Chris Sanders	1995	823
5. Charlie Hennigan	1960	722
6. Kenny Britt	2009	701
7. Jerry LeVias	1969	696
8. Kendall Wright	2012	626
9. Mac Haik	1968	584
10. Dorial Green-Beckham	2015	549

Most receptions by a rookie in franchise history:

Player	Season	Receptions
1. Bill Groman	1960	72
2. Kendall Wright	2012	64
3. Ernest Givins	1986	61
4. Sid Blanks	1964	56
5. A.J. Brown	2019	52
6. Charlie Hennigan	1960	44
7. Chris Johnson	2008	43
8. Kenny Britt	2009	42
Jerry LeVias	1969	42
10. Tajaé Sharpe	2016	41

Most touchdown receptions by a rookie in franchise history:

Player	Season	Rec TD
1. Bill Groman	1960	12
2. Chris Sanders	1995	9
3. A.J. Brown	2019	8
Mac Haik	1968	8
5. Charlie Hennigan	1960	6
Tony Jones	1990	6
7. Billy Cannon	1960	5
Curtis Duncan	1987	5
Jerry LeVias	1969	5
10. (several tied)		4

ROOKIE & 1ST-YEAR RECEIVING LEADERS

Titans wide receiver **A.J. Brown**, a second-round pick in the 2019 NFL Draft (51st overall), led the 2019 rookie class in receiving yards (1,051), and he tied for the rookie lead in touchdown receptions (eight). He also placed fifth in receptions.

Most receiving yardage in 2019 by NFL rookies and first-year players:

Player	Team	Position	Rec Yds
1. A.J. Brown	Tennessee Titans	WR	1,051
2. Terry McLaurin	Washington Redskins	WR	919
3. DK Metcalf	Seattle Seahawks	WR	900
4. Deebo Samuel	San Francisco 49ers	WR	802
5. Darius Slayton	New York Giants	WR	740
6. Diontae Johnson	Pittsburgh Steelers	WR	680
7. Hunter Renfrow	Oakland Raiders	WR	605
8. Marquise Brown	Baltimore Ravens	WR	584
9. Noah Fant	Denver Broncos	TE	562
10. Mecole Hardman	Kansas City Chiefs	WR	538

Most receptions in 2019 by NFL rookies and first-year players:

Player	Team	Position	Rec
1. Diontae Johnson	Pittsburgh Steelers	WR	59
2. Terry McLaurin	Washington Redskins	WR	58
DK Metcalf	Seattle Seahawks	WR	58
4. Deebo Samuel	San Francisco 49ers	WR	57
5. A.J. Brown	Tennessee Titans	WR	52
6. Miles Sanders	Philadelphia Eagles	RB	50
7. Hunter Renfrow	Oakland Raiders	WR	49
8. Darius Slayton	New York Giants	WR	48
9. Marquise Brown	Baltimore Ravens	WR	46
10. Noah Fant	Denver Broncos	TE	40

Most touchdown receptions in 2019 by NFL rookies and first-year players:

Player	Team	Position	TD
1. A.J. Brown	Tennessee Titans	WR	8
Darius Slayton	New York Giants	WR	8
3. DK Metcalf	Seattle Seahawks	WR	7
Terry McLaurin	Washington Redskins	WR	7
Marquise Brown	Baltimore Ravens	WR	7
6. Mecole Hardman	Kansas City Chiefs	WR	6
7. Diontae Johnson	Pittsburgh Steelers	WR	5
Foster Moreau	Oakland Raiders	TE	5
9. Hunter Renfrow	Oakland Raiders	WR	4
Steven Sims	Washington Redskins	WR	4

2019 RECEIVING AVERAGE LEADERS

Titans rookie wide receiver **A.J. Brown** finished second among all qualifying NFL players in 2019 in receiving average. Only the Chargers' **Mike Williams** (20.4) averaged more yards per reception than Brown.

Highest receiving average in 2019 (all players; minimum 16 receptions):

Player	Rec	Rec Yds	Rec Avg
1. Mike Williams	49	1,001	20.4
2. A.J. Brown	52	1,051	20.2
3. Kenny Golladay	65	1,190	18.3
4. Stefon Diggs	63	1,130	17.9
Breshad Perriman	36	645	17.9
6. Mike Evans	67	1,157	17.3
7. Michael Gallup	66	1,107	16.8
8. James Washington	44	735	16.7
DeVante Parker	72	1,202	16.7
10. Chris Conley	47	775	16.5

2019 RECEIVING LEADERS, FINAL 6 GAMES

Over the final six regular season games of 2019, Titans second-round pick **A.J. Brown** not only led all rookies but also led all NFL players with 605 receiving yards and a remarkable average of 24.2 yards per catch. His five touchdown receptions in the final six games tied for the second-most in the NFL.

Most receiving yards in the final six games (team games) of 2019:

Player	Team	Rec	Yds	Avg	TD
1. A.J. Brown	Tennessee	25	605	24.2	5
2. DeVante Parker	Miami	32	598	18.7	5
3. Michael Thomas	New Orleans	55	584	10.6	4
4. Robert Woods	L.A. Rams	45	568	12.6	2
5. Breshad Perriman	Tampa Bay	26	550	21.2	5
6. Tyler Higbee	L.A. Rams	48	542	11.3	2
7. Allen Robinson	Chicago	41	514	12.5	4
8. George Kittle	San Francisco	39	512	13.1	3
Julio Jones	Atlanta	40	512	12.8	2
10. Travis Kelce	Kansas City	41	488	11.9	2
Christian McCaffrey	Carolina	57	488	8.6	1

50 RECEPTIONS, 1,000 YARDS

A.J. Brown enjoyed one of the finest seasons in franchise history by a rookie wide receiver. His 2019 regular season totals included 52 receptions, 1,051 receiving yards and eight touchdown catches, and his 20.2-yard receiving average ranked second in the NFL.

Brown achieved a rare statistical combination matched by only three other NFL rookies since 1970. Since then, **John Jefferson** (1978), **Bill Brooks** (1986), **Randy Moss** (1998) and Brown are the league's only rookies to have a minimum of 50 receptions, 1,000 receiving yards and five receiving touchdowns while averaging at least 17.0 yards per catch.

NFL rookies since 1970 with 50 receptions, 1,000 receiving yards, five touchdown receptions and a 17.0-yard receiving average:

Player	Year	Team	Rec	Yards	TD	Avg
A.J. Brown	2019	Tennessee	52	1,051	8	20.2
Randy Moss	1998	Minnesota	69	1,313	17	19.0
Bill Brooks	1986	Indianapolis	65	1,131	8	17.4
John Jefferson	1978	San Diego	56	1,001	13	17.9

#2 • WR JULIO JONES

6-3, 220, 11th Year, Alabama

[Click for complete bio](#)



Wide receiver **Julio Jones** is in his 11th NFL season and his first campaign with the Titans in 2021. He was acquired in a June 2021 trade in which the Titans sent a 2022 second-round draft pick and a conditional 2023 fourth-rounder to the Atlanta Falcons in exchange for Jones and a 2023 sixth-round pick.

The seven-time Pro Bowler and two-time first-team All-Pro selection arrived in Tennessee with 848 career receptions for 12,896 yards and 60 touchdowns in 135 games (134 starts). He set Falcons franchise receiving records in both catches and yards, while his touchdowns ranked second all-time.

Through the 2020 campaign, Jones averaged 95.5 receiving yards per game, ranking first in NFL history. Hall of Famer **Calvin Johnson** established the previous record of 86.1 receiving yards per game.

Jones' 12,896 career receiving yards through 2020 put him 20th in league annals, while his 58 career 100-yard receiving games put him fourth all-time behind Hall of Famers **Jerry Rice** (76), **Randy Moss** (64) and **Marvin Harrison** (59). Among all players in NFL history with at least 848 career catches, only Moss' 15.6-yard average ranked higher than Jones' average of 15.2 yards per reception through 2020.

Jones eclipsed the 12,000-yard career receiving mark faster than any other player in NFL history, doing so in 125 games and shattering Rice's old record of 142 games.

Jones was selected to the Pro Bowl in 2012 and every season from 2014 to 2019. He earned Associated Press first-team All-Pro honors in both 2015 and 2016. (2015-16).

In 2015, Jones posted one of the best seasons by a receiver in NFL history after leading the NFL with 1,871 receiving yards and tying for the NFL lead with 136 receptions. His final numbers ranked second all-time in receiving yards for a season and tied for second all-time in receptions for a season in NFL history.

A native of Foley, Ala., Jones established himself as one of the premier wide receivers in college football in three seasons at the University of Alabama. After 40 collegiate games, his 179 receptions ranked second all-time at Alabama, while his 2,653 receiving yards ranked second in school history and his 15 touchdowns tied for fourth in Crimson Tide annals. As a junior (2010), he garnered second-team All-American honors and was a first-team All-Southeastern Conference selection after leading the Tide and setting school records with 78 receptions and 1,133 receiving yards to go along with seven touchdown catches.

He was drafted by the Falcons with the sixth overall selection in the 2011 NFL Draft.

2021 Game Notes:

➤ **Against Arizona (9/12)**, made his Titans debut and caught three passes for 29 yards. He recorded his first reception with the Titans on a nine-yard pass from Ryan Tannehill in the second quarter. He recorded his 850th career reception in his 136th career game, surpassing Marvin Harrison (140

games) as the second-fastest player to reach 850 career receptions in NFL history. Only Antonio Brown (133 games) reached the mark in fewer games.

➤ **At Seattle (9/19)**, led the team with 128 receiving yards on six receptions (tied for team lead), including a 51-yard reception in the second quarter.

With 13,053 receiving yards in 137 career games, he became the fastest player in NFL history to reach 13,000 receiving yards, surpassing Jerry Rice (154 games). Jones also became the 20th overall player in NFL history to reach the 13,000-yard career receiving mark. He passed Jason Witten (13,046) for 19th place on the NFL's career leaderboard for receiving yards. Jones recorded his 62nd career 100-yard receiving game in the regular season and postseason. It was his 59th such performance in the regular season, which placed him in a tie with Marvin Harrison for third place in NFL history behind only Jerry Rice (76) and Randy Moss (64).

➤ **Against Indianapolis (9/26)**, totaled three receptions for 47 yards, including a 25-yard catch in the second quarter. He passed Steve Largent (13,089 yards) for 18th place on the NFL's career list for receiving yards. He extended his streak to 130 consecutive individual games with at least one reception.

Jones' Career Regular Season Statistics:

Year	Team	GP	GS	Rec	Yds	Avg	Lg	TD
2011	Atl	13	13	54	959	17.8	80t	8
2012	Atl	16	15	79	1,198	15.2	80t	10
2013	Atl	5	5	41	580	14.1	81t	2
2014	Atl	15	15	104	1,593	15.3	79	6
2015	Atl	16	16	136	1,871	13.8	70t	8
2016	Atl	14	14	83	1,409	17.0	75t	6
2017	Atl	16	16	88	1,444	16.4	53	3
2018	Atl	16	16	113	1,677	14.8	58	8
2019	Atl	15	15	99	1,394	14.1	54t	6
2020	Atl	9	9	51	771	15.1	44	3
2021	Ten	3	3	12	204	17.0	51	0
Totals		138	137	860	13,100	15.2	81t	60

Jones' Career Postseason Statistics:

Year	Team	GP	GS	Rec	Yds	Avg	Lg	TD
2011	Atl	1	1	7	64	9.1	20	0
2012	Atl	2	2	17	241	14.2	46t	2
2016	Atl	3	3	19	334	17.6	73t	3
2017	Atl	2	2	18	195	10.8	27	1
Playoff Totals		8	8	61	834	13.7	73t	6

Jones' Regular Season Single-Game Highs:

Receptions - 13 (Twice, last at San Francisco, 10/15/19)

Receiving Yards - 300 vs. Carolina (10/2/16)

Long Reception - 81t vs. St. Louis (9/15/13)

Touchdowns - 2 (13 times, last at Minnesota, 10/18/20)

Rushes - 2 at Indianapolis (11/6/11)

Rushing Yards - 33 at Indianapolis (11/6/11)

Long Rush - 19 at Indianapolis (11/6/11)



Jones' Playoff Single-Game Highs:

- Receptions** - 11 vs. San Francisco (1/20/13)
- Receiving Yards** - 182 vs. San Francisco (1/20/13)
- Long Reception** - 73t vs. Green Bay (1/22/17)
- Touchdowns** - 2 (Twice, last vs. Green Bay 1/22/17)

RECEIVING YARDS PER GAME, NFL HISTORY

Since he entered the NFL in 2011, **Julio Jones** has averaged more receiving yards per game than any other player in NFL history with at least 100 career games.

Calvin Johnson held the previous record with an average of 86.1 receiving yards per contest.

Most career receiving yards per game (min. 100 games):

Player	Games	Rec	Rec Yds	Rec Yds Per Game
1. Julio Jones	138	860	13,100	94.9
2. Calvin Johnson	135	731	11,619	86.1
3. Antonio Brown	141	892	11,884	84.3
4. DeAndre Hopkins	129	760	10,167	78.8
5. Mike Evans	109	548	8,471	77.7
6. Torry Holt	173	920	13,382	77.4
7. Marvin Harrison	190	1102	14,580	76.7
8. Jerry Rice	303	1549	22,895	75.6
9. Michael Irvin	159	750	11,904	74.9
10. Keenan Allen	103	645	7,655	74.3

CAREER 100-YARD RECEIVING GAMES

Julio Jones has posted 59 career games with at least 100 receiving yards. In NFL history, only Hall of Famers **Jerry Rice** (76) and **Randy Moss** (64) have accounted for more than Jones and **Marvin Harrison**, who also has 59 such performances.

Jones' 58 career regular season games with 100 receiving yards from 2011 to 2020 were the most in NFL history by a player in his first 10 seasons. Moss held the previous mark with 51 such performances in his first 10 campaigns from 1998 to 2007.

Most career 100-yard receiving games in NFL history:

Player	100-Yard Receiving Games
1. Jerry Rice	76
2. Randy Moss	64
3. Julio Jones	59
Marvin Harrison	59
5. Andre Johnson	51
Terrell Owens	51
Steve Smith	51
8. Don Maynard	50
9. Larry Fitzgerald	49
10. Torry Holt	47



NFL CAREER RECEIVING YARDS TOP 20

Titans wide receiver **Julio Jones** currently ranks 18th in NFL history in career receiving yards. He leads all active NFL players in the category.

Most career receiving yards in NFL history:

Player	Seasons	Receiving Yards
1. Jerry Rice*	1985–2004	22,895
2. Larry Fitzgerald	2004–2020	17,492
3. Terrell Owens*	1996–2010	15,934
4. Randy Moss*	1998–2012	15,292
5. Isaac Bruce*	1994–2009	15,208
6. Tony Gonzalez*	1997–2013	15,127
7. Tim Brown*	1988–2004	14,934
8. Steve Smith	2001–2016	14,731
9. Marvin Harrison*	1996–2008	14,580
10. Reggie Wayne	2001–2014	14,345
11. Andre Johnson	2003–2016	14,185
12. James Lofton*	1978–1993	14,004
13. Cris Carter*	1987–2002	13,899
14. Anquan Boldin	2003–2016	13,779
15. Henry Ellard	1983–1998	13,777
16. Torry Holt	1999–2009	13,382
17. Andre Reed*	1985–2000	13,198
18. Julio Jones	2011–2021	13,100
19. Steve Largent*	1976–1989	13,089
20. Jason Witten	2003–2020	13,046

* Member of the Pro Football Hall of Fame
Italics = Active

JONES' ATLANTA RECORDS

From the time the Atlanta Falcons selected **Julio Jones** with the sixth overall pick in the 2011 NFL Draft through his final season with the club in 2020, Jones set several franchise records. Here are the most notable:

- **12,896** - Most career receiving yards
- **1,871** - Most receiving yards in a single season (2015)
- **959** - Most receiving yards as a rookie (2011)
- **848** - Most career receptions
- **300** - Most receiving yards in a game (vs. Carolina, 10/2/16)
- **182** - Most receiving yards in a playoff game (vs. San Francisco, 1/20/13)
- **136** - Most receptions in a single season (2015)
- **58** - Most career 100-yard receiving games
- **9** - Most 100-yard receiving games in a season (2015 and 2018)
- **3** - Most seasons with 100 receptions

#18 • WR JOSH REYNOLDS

6-3, 196, 5th Year, Texas A&M
[Click for complete bio](#)



Wide receiver **Josh Reynolds** is in his fifth NFL season and his first campaign with the Titans in 2021. He was signed as an unrestricted free agent on March 23, 2021 after spending the first four years of his career (2017-20) with the Los Angeles Rams.

Reynolds spent his first four NFL seasons with the Los Angeles Rams after being selected in the fourth round (117th overall) of the 2017 NFL Draft. He arrived in Tennessee with 113 career receptions for 1,450 yards and nine touchdowns in 64 games (24 starts). Additionally, he had 11 receptions for 186 yards in six postseason contests with the Rams.

In 2020, Reynolds set career highs with 13 starts, 52 receptions and 618 receiving yards, and he added a pair of touchdowns. He caught at least one pass in every contest during the regular season. A versatile player who can line up in multiple spots, he was split wide on 69.5 percent of snaps in 2020, per Sportradar.

Reynolds never missed a game during his time with the Rams. His 64 consecutive games played put him in a tie for the third-longest streak among all active wide receivers at the conclusion of 2020.

A native of San Antonio, Texas, Reynolds played three seasons (2014-16) at Texas A&M, where he accumulated 164 receptions for 2,788 yards. His 30 touchdown catches with the Aggies gave him the second-best total in school history.

2021 Game Notes:

- **Against Arizona (9/12)**, he was inactive with a foot injury.
- **At Seattle (9/19)**, he made his Titans debut.

Reynolds' Career Regular Season Receiving Statistics:

Year	Team	GP	GS	Rec	Yds	Avg	Lg	TD
2017	LAR	16	1	11	104	9.5	28	1
2018	LAR	16	8	29	402	13.9	33	5
2019	LAR	16	2	21	326	15.5	31t	1
2020	LAR	16	13	52	618	11.9	40t	2
2021	Ten	1	0	0	0	-	-	0
Totals		65	24	113	1,450	12.8	40t	9

Reynolds' Career Postseason Receiving Statistics:

Year	Team	GP	GS	Rec	Yds	Avg	Lg	TD
2017	LAR	1	0	0	0	0	0	0
2018	LAR	3	2	8	121	15.1	33	0
2020	LAR	2	1	3	65	21.7	28	0
Totals		6	3	11	186	16.9	33	0

Reynolds' Regular Season Single-Game Highs:

- Receptions** - 8 vs. Seattle (11/15/20)
- Receiving Yards** - 94 vs. Seattle (11/15/20)
- Long Reception** - 40t at San Francisco (10/18/20)
- Touchdowns** - 2 (Twice, last vs. San Francisco, 12/30/18)

Reynolds' Playoff Single-Game Highs:

- Receptions** - 4 at New Orleans (1/20/19)
- Receiving Yards** - 74 at New Orleans (1/20/19)
- Long Reception** - 33 at New Orleans (1/20/19)

MORE TITANS WIDE RECEIVERS

13 - WR CAMERON BATSON


5-8, 175, 4th Year, Texas Tech



- Promoted from the practice squad to the 53-man roster on Nov. 7, 2020.
- Originally signed with the Titans as an undrafted free agent following the 2018 NFL Draft.
- In 2019, he spent the entire season on injured reserve after suffering an injury during training camp.
- In 2020, he appeared in 12 games with one start and totaled 12 receptions for 100 yards and one touchdown. He added four rushing attempts for 20 yards and 11 kickoff returns for 231 yards (21.0 avg.). He appeared in one playoff game and caught one pass for six yards.
- As a rookie, appeared in 11 games with two starts at wide receiver and posted eight catches for 82 yards.
- A native of Oklahoma City, Okla., he appeared in 50 games over four seasons at Texas Tech and totaled 157 receptions for 1,499 yards and 14 touchdowns. He also returned 22 kickoffs for 417 yards and returned 65 punts for 394 yards. Batson was roommates with Kansas City Chiefs quarterback Patrick Mahomes at Texas Tech.
- He was the valedictorian of his class at Millwood (Okla.) High School.

88 - WR MARCUS JOHNSON

6-1, 207, 4th Year, Texas



- The Titans signed Marcus Johnson to the team's practice squad during the 2020 postseason to add depth and experience to the receiving corps.
 - Johnson has appeared in 34 career games with nine starts for the Philadelphia Eagles (2016-17) and Indianapolis Colts (2018-20), and has caught 42 passes for 679 yards and three touchdowns. He has also spent time with the Seattle Seahawks.
 - In 2020, Johnson appeared in 11 games with three starts, and hauled in 14 receptions for 255 yards while with the Colts.
 - In 2019, Johnson set career-highs in games started (six), receptions (17), receiving yards (277) and receiving touchdowns (two).
 - While at the University of Texas, Johnson saw action in 42 games with 18 starts over four seasons at Texas (2012-15), and tallied 61 receptions for 793 yards and four touchdowns.
 - Johnson originally signed with the Philadelphia Eagles as a rookie free agent on May 5, 2016.
 - He is a native of Clear Springs, Texas.
- 2021 Game Notes:**
- Placed on injured reserve on Sept. 2, 2021.

81 - WR RACEY MCMATH

6-3, 217, Rookie, Louisiana State



- The Titans selected Racey McMath with the 205th overall pick in the sixth round of the 2021 NFL Draft.
 - A native of New Orleans, La., he spent four seasons at LSU, appearing in 34 total games with six starts, 33 receptions for 522 yards and four touchdowns. He was a key contributor during the Tigers' 2019 national championship campaign.
 - As a senior (2020), started all six games in which he appeared and caught 14 passes for 195 yards and one touchdown. Added a pair of special teams tackles and a forced fumble.
 - In 2019, he appeared in 14 games producing career highs with 17 receptions, 285 receiving yards and three touchdowns during a national championship season.
 - He is a native of New Orleans, La.
- 2021 Game Notes:**
- **Against Arizona (9/12)**, made his NFL debut.

80 - WR CHESTER ROGERS

6-0, 184, 5th Year, Grambling State

➤ Rogers joined the Titans as a member of their practice squad in September 2020. He spent the remainder of the 2020 campaign on the practice squad.

➤ He entered the NFL as a rookie free agent with the Indianapolis Colts in 2016. In four seasons with the Colts, Rogers caught 111 passes for 1,221 yards and four touchdowns and returned 60 punts for a 9.2-yard average. Before joining the Titans, he had a stint with the Miami Dolphins.

➤ In 2019, he appeared in 12 games with six starts for the Colts and posted 16 receptions for 179 yards and two touchdowns.

➤ In 2018, Rogers appeared in all 16 games for the Colts and amassed career-highs with 53 receptions, 485 receiving yards and two touchdowns.

➤ A native of Huntsville, Ala., he played in 40 games at Grambling State and finished with 155 receptions for 2,257 yards and 17 touchdowns. Also had seven carries for 72 yards, two kickoff returns for 61 yards and eight punt returns for 70 yards and one touchdown.

2021 Game Notes:

➤ **Against Arizona (9/12)**, tied for the team lead with four receptions and led the club with 62 receiving yards, including a 39-yard catch on a flea flicker in the second quarter. He added a 14-yard kickoff return.

➤ **At Seattle (9/19)**, totaled two receptions for 22 yards and three punt returns for 32 yards, while setting career highs with six kickoff returns for 100 yards.

➤ **Against Indianapolis (9/26)**, caught a six-yard touchdown pass from Ryan Tannehill in the first quarter. It was his first touchdown reception in a Titans uniform and his sixth career touchdown catch. He also totaled 44 yards on three punt returns, including returns of 12 yards and 18 yards in the first quarter and 14 yards in the third quarter.



15 - WR NICK WESTBROOK-IKHINE

(pronounced uh-KEEN-uh)

6-2, 211, 2nd year, Indiana

➤ The Lake Mary, Fla., native was originally signed by the Titans as an undrafted free agent on May 7, 2020. He was promoted to the Titans active roster on Sept. 16, 2020.

➤ In 2020, he appeared in 14 games with one start and totaled three receptions for 33 yards, two special teams tackles and one reception for a two-point conversion. In one playoff game, he registered two catches for 17 yards and a special teams tackle.

➤ The former Indiana product appeared in 52 games with 36 starts and totaled 144 receptions for 2,226 yards with 16 touchdowns over four collegiate seasons.

➤ Westbrook-Ikhine ranked sixth in school history in catches, seventh in yardage and touchdowns, and tied for seventh in 100-yard receiving games (six). He became the seventh Hoosier to reach 125 receptions and 2,000 yards.

➤ As a senior (2019), caught 42 passes for 572 yards and five touchdowns. His touchdowns total tied for the team lead.

➤ As a junior (2018), recorded 42 catches for a team-leading 590 yards and four touchdowns. He averaged 49.2 yards per game and 14.0 yards per catch, which both ranked first on the team.

➤ As a sophomore (2016), totaled 995 receiving yards to lead the team and ranked seventh on Indiana's single-season list.

2021 Game Notes:

➤ **Against Indianapolis (9/26)**, established career highs and led the team with four receptions for 53 yards, including a touchdown. He scored his first career touchdown on an 18-yard pass from Ryan Tannehill in the second quarter. In the fourth quarter, he drew a 30-yard pass interference penalty to help set up a touchdown three plays later.



TITANS OFFENSIVE LINEMEN

CENTERS

No.	Name	Ht	Wt	Exp	College
62	Brewer, Aaron	6-1	295	2	Texas State
60	Jones, Ben	6-3	308	10	Georgia
52	Munyer, Daniel (IR)	6-1	305	4	Colorado

GUARDS

No.	Name	Ht	Wt	Exp	College
64	Davis, Nate	6-3	316	3	Charlotte
75	Radunz, Dillon	6-6	301	R	North Dakota St.
76	Saffold III, Rodger	6-5	325	12	Indiana

TACKLES

No.	Name	Ht	Wt	Exp	College
66	Kemp, Brandon (IR)	6-6	317	1	Valdosta State
71	Lamm, Kendall	6-5	310	7	Appalachian State
77	Lewan, Taylor	6-7	309	8	Michigan
72	Quessenberry, David	6-5	310	3	San Jose State
70	Sambrailo, Ty	6-5	311	7	Colorado State

#64 • G NATE DAVIS

6-3, 316, 3rd Year, Charlotte

[Click for complete bio](#)



Nate Davis is in his third NFL season in 2021. He was selected by the Titans in the third round (82nd overall) of the 2019 NFL Draft.

Davis started all 16 games at right guard in 2020, giving him 28 consecutive starts dating back to the final 12 games of his rookie season. He also started all four of the team's postseason games from 2019 to 2020.

Davis was a part of a 2020 offense that tied for the second-overall ranking in the NFL (396.4 yards per game), finished second in rushing (168.1), and allowed the sixth-fewest sacks (25). Davis helped pave the way for Derrick Henry to produce the NFL's eighth all-time 2,000-yard rushing season (2,027).

As a rookie in 2019, Davis played in 13 games with 12 starts at right guard. It was the highest number of starts at guard by a Titans rookie since Chance Warmack's 16 starts in 2013. He also started all three of the team's postseason games.

In four seasons at Charlotte (2015-18), Davis appeared in 41 career games with 37 starts. A four-year starter on the offensive line, Davis started at guard from 2015-17 before switching to right tackle for his senior season in 2018.

He is a native of Ashburn, Va.

Davis' Career Regular Season Games Played/Games Started:


Year	Team	GP	GS	Starts by Position
2019	Ten	13	12	RG-12
2020	Ten	16	16	RG-16
2021	Ten	3	3	RG-3
NFL Totals		32	31	RG-31

Davis' Career Postseason Games Played/Games Started:

Year	Team	GP	GS	Starts by Position
2019	Ten	3	3	RG-3
2020	Ten	1	1	RG-1
Playoff Totals		4	4	RG-4

#60 • C BEN JONES

6-3, 303, 10th Year, Georgia
[Click for complete bio](#)



Center **Ben Jones** is in his 10th NFL season and his sixth campaign with the Titans in 2021. He was signed as an unrestricted free agent on March 10, 2016.

From 2012 through 2020, Jones appeared in 143 of 144 possible regular season games, including starts in all but one game during his first five seasons in Tennessee.

In 2020, Jones started every game at center and was a part of an offense that tied for the second-overall ranking in the NFL (396.4 yards per game), finished second in rushing (168.1), and allowed the sixth-fewest sacks (25). He helped pave the way for **Derrick Henry** to produce the NFL's eighth all-time 2,000-yard rushing season (2,027).

In 2019, Jones captained an offensive line that helped Henry win the NFL's rushing title (1,540 yards). He started all three playoff games en route to an AFC Championship Game appearance.

On Dec. 12, 2019, Jones was named the Titans nominee for the Walter Payton NFL Man of the Year Award. Considered one of the league's most prestigious honors, the award recognizes an NFL player for outstanding community service activities off the field, as well as excellence on the field.

On Nov. 3, 2019, Jones' streak of 120 consecutive games played and 88 consecutive starts came to an end when he was deactivated with a concussion. At the time, Jones' consecutive games streak tied Kansas City's **Mitchell Schwartz** for the longest active streak in the NFL among offensive linemen, and his starting streak ranked first in the NFL among all centers.

Jones started all 16 games at center in 2018, registering a start in every contest for the fifth consecutive season, dating back to his third year in Houston (2014).

In his first year in Tennessee, Jones played a key role in an offensive turnaround. The veteran was a key cog in a line that helped the Titans finish 11th overall in offense, third in rushing and tied for seventh in fewest sacks allowed.

Jones was originally selected by the Houston Texans in the fourth round (99th overall) of the 2012 NFL Draft. Over the following four seasons, he started contests at center and both guard spots. He was a starter on two playoff teams in Houston (2012 and 2015).

In 2015, Jones started every game at center, extending his streak of consecutive regular season games played to 64, which was the second-longest active streak among NFL centers at the conclusion of the season.

A native of Centreville, Ala., Jones attended the University of Georgia, where his 49 total starts ranked third in school annals. He was a two-time All-SEC selection by the league's coaches and was named to Georgia's Team of the Decade. As a senior (2011), the team captain earned All-SEC first-team honors.

Jones' Career Regular Season Games Played/Games Started:


Year	Team	GP	GS	Starts by Position
2012	Hou	16	10	RG-10
2013	Hou	16	1	RG-1
2014	Hou	16	16	LG-16
2015	Hou	16	16	C-16
2016	Ten	16	16	C-16
2017	Ten	16	16	C-16
2018	Ten	16	16	C-16
2019	Ten	15	15	C-15
2020	Ten	16	16	C-16
2021	Ten	3	3	C-3
NFL Totals		146	125	C-98, LG-16, RG-11

Jones' Career Postseason Games Played/Games Started:

Year	Team	GP	GS	Starts by Position
2012	Hou	2	2	RG-2
2015	Hou	1	1	C-1
2017	Ten	2	2	C-2
2019	Ten	3	3	C-3
2020	Ten	1	1	C-1
Playoff Totals		9	9	C-7, RG-2

#77 • T TAYLOR LEWAN

6-7, 309, 8th Year, Michigan
[Click for complete bio](#)



Tackle **Taylor Lewan** is in his eighth NFL season in 2021. He was selected by the Titans with the 11th overall pick of the 2014 NFL Draft.

Lewan's 2020 season was cut short after he was placed on injured reserve on Oct. 19, 2020, one day after suffering a knee injury against the Houston Texans. He started each of the team's first five games of the season.

In 2019, Lewan registered 12 starts during the regular season, anchoring an offensive line that helped running back **Derrick Henry** win the NFL's rushing title (1,540 yards). He started all three playoff games, including the AFC Championship Game.

Lewan was named to the Pro Bowl for the third consecutive season in 2018. He played and started in 15 of the team's 16 games at left tackle, marking his fourth consecutive season with at least 15 starts.

In 2017, Lewan became the team's first offensive lineman to make multiple Pro Bowls since center **Kevin Mawae** from 2008–2009. Lewan started all 16 games for the second consecutive season in 2017 and added starts in both postseason contests.

In 2016, Lewan started all 16 games for the first time. The left tackle was the anchor a line that helped the Titans finish 11th overall in offense, third in rushing and tied for seventh in fewest sacks allowed.

In 2015, Lewan started the first 15 games of the season at left tackle before missing the finale with a concussion.

As a rookie in 2014, Lewan played in 11 games with six starts before suffering an ankle injury. He played as a reserve for the first five games and then started in six consecutive contests before the injury caused him to be inactive the final five weeks. For his efforts, Lewan was named to the Pro Football Writers of America All-Rookie Team.

In four seasons at Michigan, Lewan appeared in 50 games with 48 starts at left tackle. He started the final 41 games of his career and was named the Big Ten Conference Offensive Lineman of the Year in 2012 and 2013. As a senior in 2013, he started all 13 games at left tackle for the third consecutive season and was named second-team *Associated Press* All-American.

At the 2014 NFL Scouting Combine, he ran the 40-yard dash in 4.87 seconds, beating all other offensive linemen in his class and clocking the fourth-fastest time among offensive linemen in the last five years (2010-14). He also ranked among the top offensive linemen at the 2014 combine in the broad jump (first at nine feet, nine inches), vertical jump (tied for third at 30.5 inches) and three-cone drill (fourth at 7.39 seconds).

A native of Cave Creek, Ariz., Lewan became the first offensive tackle selected by the Titans/Oilers in the first round since tackle Brad Hopkins (13th overall) in 1993.

Lewan's Career Regular Season Games Played/Games Started:

Year	Team	GP	GS	Starts by Position
2014	Ten	11	6	LT-6
2015	Ten	15	15	LT-15
2016	Ten	16	16	LT-16
2017	Ten	16	16	LT-16
2018	Ten	15	15	LT-15
2019	Ten	12	12	LT-12
2020	Ten	5	5	LT-5
2021	Ten	2	2	LT-2
NFL Totals		92	87	LT-87

Lewan's Career Postseason Games Played/Games Started:

Year	Team	GP	GS	Starts by Position
2017	Ten	2	2	LT-2
2019	Ten	3	3	LT-3
2020	Ten	0	0	
Playoff Totals		5	5	LT-5

GAME PREVIEW

TEAM NOTES

PLAYER NOTES

MEDIA

STATISTICS

ROSTERS



#76 • G RODGER SAFFOLD III

6-5, 325, 12th Year, Indiana

[Click for complete bio](#)

Guard **Rodger Saffold III** is in his 12th NFL season and his third campaign with the Titans in 2021. He was signed by the Titans as an unrestricted free agent from the Los Angeles Rams on March 15, 2019.

In 2020, Saffold started 15 games at left guard in the NFL's second-overall ranked offense (396.4 yards per game). The Titans also finished second in rushing (168.1) and allowed the sixth-fewest sacks (25) in the league. Saffold helped pave the way for **Derrick Henry** to produce the NFL's eighth all-time 2,000-yard rushing season (2,027).

In 2019, Saffold started all 16 games for the second consecutive season and for the fourth time in his career. He was a key member of an offensive line that helped running back **Derrick Henry** win the NFL's rushing title (1,540 yards). He started all three playoff games, including the AFC Championship Game.

During the first nine seasons of his career (2010-18), Saffold appeared in 114 regular season games with 111 starts for the Rams. He also gained experience in the postseason, starting four career playoff games, including all three postseason contests on the Rams' run to Super Bowl LIII at the conclusion of 2018.

From 2017-18, Saffold played an integral role in one of the NFL's top-ranked offenses. According to STATS Inc., he allowed only two sacks during that time.

Saffold is extremely versatile, having started with the Rams at right tackle (three games), left tackle (36), right guard (13) and left guard (43).

A native of Bedford, Ohio, he spent four seasons at Indiana University (2006-09), where he started 41 career games and earned All-Big Ten honors as a senior.

Saffold was originally selected by the Rams in the second round (33rd overall) of the 2010 NFL Draft.

Saffold's Career Regular Season Games Played/Games Started:

Year	Team	GP	GS	Starts by Position
2010	StL	16	16	LT-16
2011	StL	9	9	LT-9
2012	StL	10	10	LT-10
2013	StL	12	9	RG-5, RT-3, LT-1
2014	StL	16	16	LG-13, RG-3
2015	StL	5	5	RG-5
2016	LAR	15	15	LG-12, LT-2, RT-1
2017	LAR	15	15	LG-15
2018	LAR	16	16	LG-16
2019	Ten	16	16	LG-16
2020	Ten	15	15	LG-15
2021	Ten	3	3	LG-3
NFL Totals		148	145	LG-90, LT-38, RG-13, RT-4

Saffold's Career Postseason Games Played/Games Started:

Year	Team	GP	GS	Starts by Position
2017	LAR	1	1	LG-1
2018	LAR	3	3	LG-3
2019	Ten	3	3	LG-3
2020	Ten	1	1	LG-1
Playoff Totals		8	8	LG-8



MORE TITANS OFFENSIVE LINEMEN

62 - G/C AARON BREWER

6-1, 295, 2nd year, Texas State

➤ Brewer was signed by the Titans as an undrafted free agent on May 7, 2020.

➤ As a rookie in 2020, he appeared in 12 games with one start at left guard (Nov. 22 at Baltimore) before landing on reserve/COVID-19 for the postseason.

➤ The Dallas, Texas, native appeared in 48 games with 47 consecutive starts in four seasons at Texas State.

➤ He started at least five games at every position on the offensive line. He totaled eight starts at left tackle, seven starts at left guard, 15 starts at center, five starts at right guard and 12 starts at right tackle.

➤ As a senior, he started all 12 contests at right tackle and earned All-Sun Belt second-team recognition. He was the highest-graded offensive lineman in the Sun Belt Conference (82.8) by Pro Football Focus, surrendering just three combined sacks and hits in 496 snaps in pass protection.



52 - C DANIEL MUNYER

6-1, 305, 4th Year, Colorado

➤ Munyer was signed by the Titans to the team's practice squad on Oct. 8, 2019 after previously spending time with the Kansas City Chiefs (2015-16), Arizona Cardinals (2016-2018) and Indianapolis Colts (2019).

➤ In 2020, he spent seven games on the Titans' 53-man roster and appeared in three games before being released on Nov. 7. On Nov. 10, he was re-signed to the practice squad, where he spent the remainder of the season. He was activated as a COVID-19 replacement for the team's wild card game but did not play.

➤ The 6-foot-1-inch, 305-pounder originally signed with Kansas City as a rookie free agent following the 2015 NFL Draft.

➤ The Harbor City, Calif., native appeared in 16 total games with one start at right guard prior to joining the Titans.

➤ In four seasons at Colorado (2011-14), Munyer played in 43 games with 39 starts, including 36 consecutive starts over his final three seasons. Thirty of his starts came at right guard, and he made six starts at center.



72 - OL DAVID QUESSENBERRY

6-5, 310, 3rd Year, San Jose State

➤ Quessenberry was promoted from the Titans practice squad to the 53-man roster on Oct. 27, 2020.


➤ In 2020, Quessenberry appeared in 12 games and started the final six regular season games at left tackle, registering the first starting experience of his career. He was part of an offense that tied for the second-overall ranking in the NFL (396.4 yards per game), finished second in rushing (168.1), and allowed the sixth-fewest sacks (25). Quessenberry helped pave the way for Derrick Henry to produce the NFL's eighth all-time 2,000-yard rushing season (2,027). He also started the team's one postseason contest at left tackle.

➤ The 6-foot-5-inch, 305-pounder was originally drafted by the Houston Texans in the sixth round (176th overall) of the 2013 NFL Draft.

➤ He spent his rookie season on injured reserve and then spent the 2014-16 seasons on reserve/non-football illness list after being diagnosed with non-Hodgkin's lymphoma in June 2014. He was medically cleared and returned to action in 2017 as a member of the Texans practice squad. He was signed to the active roster on Dec. 19, 2017 and appeared in two contests for Houston.

➤ The La Jolla, Calif., native appeared in four games in 2019 with the Titans and recorded his first career touchdown catch.

➤ In four seasons at San Jose State (2009-12), Quessenberry appeared in 49 games, starting the final 37 contests he appeared in at left tackle.



70 - T TY SAMBRAILO

6-5, 311, 7th Year, Colorado State

- Sambrailo was signed by the Titans as a free agent on March 25, 2020.
- The 6-foot-5-inch, 311-pounder was originally drafted by the Denver Broncos in the second round (59th overall) of the 2015 NFL Draft. He appeared in 57 games with 13 starts during his first five NFL seasons with the Broncos (2015-16) and the Atlanta Falcons (2017-19).
- In 2020, he appeared in 10 games with five starts at left tackle after original starter Taylor Lewan was placed on injured reserve. However, he suffered an injury on Nov. 22 at Baltimore that forced him to injured reserve and caused him to miss the final six regular season contests and the postseason.
- He started 42 of 48 games during his career at Colorado State, seeing time at all five positions along the offensive line in four seasons with the Rams.
- He helped lead the Rams to their best record (10-3) since 2000 and blocked for a 4,000-yard passer (Grayson - 4,006) and 1,200-yard rusher (Hart - 1,275).
- He is a native of Watsonville, Calif.



75 - OL DILLON RADUNZ

6-6, 301, Rookie, North Dakota State

- The Titans used their second-round selection in the 2021 NFL Draft on offensive lineman Dillon Radunz.
- A native of Becker, Minn., Radunz declared for the NFL Draft after North Dakota State's lone fall game his senior season, choosing to forego the Bisons' spring football schedule.
- He started 32 collegiate games at NDSU and was a member of four Missouri Valley Football Conference championship teams and three NCAA Division I football national championships.
- In 2020, he made his 32nd consecutive and final start at left tackle for the Bison in the Oct. 3 season opener against Central Arkansas and helped the Bison rush for 276 yards in the 39-28 victory.
- As a junior in 2019, he started all 16 games at left tackle. In 12 regular season games, he played 682 snaps with 63 knockdowns and zero sacks allowed. NDSU rushed for a school-record 4,601 yards.
- He is a native of Becker, Minn.



71 - T KENDALL LAMM

6-5, 310, 7th Year, Appalachian State

- The Titans signed tackle Kendall Lamm during the 2021 offseason after he spent the 2019 and 2020 season with the Cleveland Browns.
- In his first six seasons, Lamm appeared in 74 games with 27 starts for the Texans (2015-18) and the Browns (2019-2020).
- In 2020, Lamm appeared in 15 games with one start. He also hauled in his first career touchdown as he caught a one-yard touchdown pass in the second quarter against Tennessee (12/6).
- He has primarily lined up at right tackle (15) during his NFL career, but has also made starts at left tackle (two) and as an extra tackle (10).
- As a rookie in 2015, Lamm started four games for Houston and caught a seven-yard reception resulting in a first-down.
- The Charlotte, N.C. native Was a four-year starter at Appalachian State (2011-14) where he appeared in 44 games with 42 starts at left tackle.




TITANS DEFENSIVE LINEMEN

No.	Name	Ht	Wt	Exp	College
96	Autry, Denico	6-5	285	8	Mississippi State
97	Coley, Trevon (IR)	6-1	300	5	Florida Atlantic
90	Jones, Naquan	6-3	313	R	Michigan State
91	Murchison, Larrell	6-2	297	2	North Carolina St.
98	Simmons, Jeffery	6-4	305	3	Mississippi State
93	Tart, Tear	6-2	304	2	Florida International

#96 • DL DENICO AUTRY

6-5, 285, 8th Year, Mississippi State

[Click for complete bio](#)



Defensive lineman **Denico Autry** is in his eighth NFL season and his first season with the Titans in 2021. He was signed by the Titans as an unrestricted free agent on March 19, 2021.

After entering the NFL as a rookie free agent with the Oakland Raiders in 2014, Autry played four seasons with the Raiders (2014-17) and then three seasons with the Indianapolis Colts (2018-20). During that time he appeared in 96 games with 56 starts and amassed 200 tackles, 30.5 sacks, 53 quarterback hits, 17 passes defended, three forced fumbles and three fumble recoveries.

Autry also produced a total of eight blocked kicks from 2014 to 2020: two field goals, five extra points and one punt. That was three more than the next-closest NFL players on the list (five by **Margus Hunt** and **Ra'Shede Hageman**).

Over his three seasons in Indianapolis, his 20 total sacks ranked in the top 15 in the NFL for defensive linemen.

In 2020, Autry collected 33 tackles, 7.5 sacks, 10 quarterback pressures and nine tackles for loss in 14 games with the Colts. His 13 starts were the second-highest total of his career (14 in 2019).

In 2018, Autry led the Colts with a career-best nine sacks in his first season in Indianapolis. He also posted career highs with 13 tackles for loss and two forced fumbles.

The Albemarle, N.C., native played in 26 games (23 starts) in two seasons at Mississippi State University, totaling 73 tackles, 16 tackles for loss, six sacks and three forced fumbles. He spent his first two collegiate seasons at East Mississippi Community College where he was an NJCAA All-American and national champion.

2021 Game Notes:

- **Against Arizona (9/12)**, registered a tackle in his Titans debut.
- **At Seattle (9/19)**, registered a four-yard sack of Russell Wilson in the second quarter, and later in the same drive, he shared a seven-yard sack with Jeffery Simmons. His 1.5 sacks were his first as a member of the Titans. It was his ninth career game with 1.5 or more sacks. He totaled three tackles and two quarterback pressures in the contest.
- **Against Indianapolis (9/26)**, recorded his first start of the season and tallied a pair of quarterback pressures against his former team.

Autry's Career Regular Season Statistics:

Year	Team	GP	GS	Tackle	Sack	QBP	TFL	Int	PD	FF	FR
2014	Oak	10	0	13	0.0	1	3	0	0	0	0
2015	Oak	14	8	29	3.0	7	6	0	4	0	0
2017	Oak	16	3	35	5.0	9	9	0	7	0	0
2018	Ind	12	11	37	9.0	11	13	0	1	2	1
2019	Ind	14	14	32	3.5	11	4	0	4	1	0
2020	Ind	14	13	33	7.5	10	9	0	0	0	0
2021	Ten	3	1	4	1.5	6	1	0	0	0	0
Totals		99	57	220	32.0	59	51	0	19	3	3

Autry's Career Postseason Statistics:

Year	Team	GP	GS	Tackle	Sack	QBP	TFL	Int	PD	FF	FR
2016	Oak	1	0	3	0.0	0	2	0	1	0	0
2018	Ind	2	2	4	1.0	3	2	0	0	0	0
2020	Ind	1	1	4	1.5	2	1	0	0	1	0
Totals		4	3	11	2.5	5	5	0	1	1	0

Autry's Regular Season Single-Game Highs:**Tackles** - 9 vs. Houston (9/30/18)**Sacks** - 3 at Jacksonville (12/2/18)**Forced Fumbles** - 2 at Jacksonville (12/2/18)**Fumble Recovery** - 1 (Three times, last vs. Miami, 11/25/18)**Pass Defensed** - 2 (Twice, last vs. Miami, 11/10/19)**Tackles for Loss** - 4 vs. Houston (9/30/18)**Autry's Playoff Single-Game Highs:****Tackles** - 4 (Three times, last at Buffalo, 1/9/21)**Sacks** - 1.5 at Buffalo (1/9/21)**Forced Fumbles** - 1 at Buffalo (1/9/21)**Passes Defensed** - 1 at Houston (1/7/17)**Tackles for Loss** - 2 (Twice, last at Kansas City, 1/12/19)**MOST TOTAL BLOCKS FROM 2014-2020**

During his first seven NFL seasons (2014-20), **Denico Autry** recorded a total of eight blocks, getting a hand on five extra point attempts, two field goals and one punt. Autry led the NFL in total blocks during that time, three ahead of the next-closest players on the list (five by **Margus Hunt** and **Ra'Shede Hageman**).

Most total blocked field goals, extra points and punts from 2014 to 2020:

Player	FG	Blocked ...			Total
		PAT	Punt		
1. Denico Autry	2	5	1		8
2. Margus Hunt	2	3	0		5
Ra'Shede Hageman	1	4	0		5
4. William Gholston	2	2	0		4
Vincent Taylor	3	1	0		4
Cory Littleton	0	0	4		4
Derek Barnett	2	2	0		4
Henry Anderson	2	1	1		4
9. Shaquil Barrett	0	2	1		3
A'Shawn Robinson	2	1	0		3


SACKS BY DTs FROM 2018-21

In the past four seasons, Titans defensive tackle **Denico Autry** ranks in the NFL's top five in sacks among players at his position.

From 2018 to 2020, when **Denico Autry** played for the Indianapolis Colts, he produced a total of 20 sacks. During that time, only five NFL players whose primary position was defensive tackle (or nose tackle) had more sacks than him.

Most total sacks among defensive tackles or nose tackles (primary position) from 2018 to 2021:

Player	Sacks
1. Aaron Donald	48.5
2. Chris Jones	34.0
3. DeForest Buckner	30.0
4. Cameron Heyward	22.0
5. Denico Autry	21.5
6. Fletcher Cox	20.5
7. Jonathan Allen	19.0
Jarran Reed	19.0
9. Grady Jarrett	18.5
10. Arik Armstead	17.5
Matt Ioannidis	17.5

#98 • DT JEFFERY SIMMONS**6-4, 305, 3rd Year, Mississippi State**[Click for complete bio](#)

Defensive lineman **Jeffery Simmons** is in his third NFL season in 2021. He was selected by the Titans in the first round (19th overall) of the 2019 NFL Draft.

In 2020, Simmons appeared and started in 15 games. With three defensive fumble recoveries, he tied **Chase Young** for the most in the NFL in 2020 and was the first Titans defender with three fumble recoveries in a season since 2005, when linebacker **Brad Kassell** accomplished the feat. Simmons ranked second on the team with 19 quarterback pressures and added 49 tackles, three sacks, three tackles for loss, five passes defensed and one forced fumble. In the franchise's "Titans era" (since 1999), he became the first player to post at least three fumble recoveries, three sacks and five passes defensed in the same season. He also had three tackles and a tackle for loss in one playoff contest.

Simmons began his rookie season on the non-football injury list due to a knee injury he suffered during training in February 2019. He missed the first six games of the season before joining the 53-man roster in Week 7.

His rookie totals included 40 tackles, two sacks, two tackles for loss, 14 quarterback pressures and one pass defensed in nine games (seven starts). He added four tackles, three quarterback pressures and a fumble recovery in three playoff contests.

During a three-year career as a defensive tackle at Mississippi State, Simmons appeared in 38 contests with 28 starts. He finished his career ranked sixth in school history with 32.5 in tackles for loss. He also tied for sixth in MSU annals with five forced fumbles and tied for fourth with three blocked kicks. His totals also included 163 tackles, seven sacks, seven passes defensed and two defensive touchdowns.

He was a first-team All-SEC selection as a sophomore and junior and was one of two players in the nation to be named a Bednarik Award Semifinalist in both 2017 and 2018.

As a junior in 2018, Simmons was named second-team All-American after totaling 63 tackles, 17 tackles for loss and two sacks. His 17 tackles for loss led the team, ranked fourth in the SEC and were the third-most in single-season school history.

During his sophomore season (2017), he set a career high with five sacks and added 12 tackles for loss. With three total blocked kicks and punts, he became the first SEC player since 2004 to lead the nation in the category.

Simmons is a native of Macon, Miss.

2021 Game Notes:

- **Against Arizona (9/12)**, totaled five tackles, including a sack. He ended a Cardinals drive with a seven-yard sack on third down in the third quarter.
- **At Seattle (9/19)**, shared a seven-yard sack with Denico Autry in the second quarter and added a pair of quarterback pressures.
- **Against Indianapolis (9/26)**, tallied three tackles and one pass defensed.

Simmons' Career Regular Season Statistics:

Year	GP	GS	Tackle	Sack	QBP	TFL	Int	PD	FF	FR
2019	9	7	40	2.0	14	2	0	1	0	0
2020	15	15	49	3.0	19	3	0	5	1	3
2021	3	3	9	1.5	3	1	0	1	0	0
Totals	27	25	98	6.5	37	6	0	7	1	3

Simmons' Career Postseason Statistics:

Year	GP	GS	Tackle	Sack	QBP	TFL	Int	PD	FF	FR
2019	3	0	4	0.0	3	0	0	0	0	1
2020	1	1	3	0.0	0	1	0	0	0	0
Totals	4	1	7	0.0	3	1	0	0	0	1

Simmons' Regular Season Single-Game Highs:**Tackles** - 7 vs. Cleveland (12/6/20)**Sacks** - 1 (Six times, last vs. Arizona, 9/12/21)**Quarterback Pressures** - 5 at Minnesota (9/27/20)**Forced Fumbles** - 1 vs. Chicago (11/8/20)**Fumble Recoveries** - 1 (Three times, last vs. Detroit, 12/20/20)**Simmons' Playoff Single-Game Highs:****Tackles** - 3 vs. Baltimore (1/10/21)**Fumble Recoveries** - 1 at Baltimore (1/11/20)

MORE TITANS DEFENSIVE LINEMEN

90 - DL NAQUAN JONES

6-3, 313, Rookie, Michigan State

- Signed by the Titans as an undrafted free agent on May 14, 2021.
- A native of Foley, Ala., he appeared in 46 games with five starts on the defensive line over four seasons at Michigan State (2017-20) and totaled 78 tackles, 12.5 tackles for loss, three sacks, three passes defended, one forced fumble and one fumble recovery over his career
- As a senior (2020), Jones saw action in all seven games and made four starts. He recorded 24 tackles, a career-high five stops for loss, one pass defended and one fumble recovery.



91 - DL LARRELL MURCHISON

6-2, 297, 2nd year, North Carolina State

- Murchison was selected by the Titans in the fifth round (174th overall) of the 2020 NFL Draft.
- In 2020, he appeared in 10 games as a rookie and totaled five tackles. He added a tackle in one postseason contest.
- During a two-year stint as a defensive tackle at North Carolina State, Murchison started in all 25 contests. He finished his Wolfpack career with 85 tackles, 11 sacks, 20 tackles for loss, five quarterback hits, an interception, three passes defended and three fumble recoveries.
- In 2019, Murchison was named second-team All-ACC after leading the Wolfpack with a 12 tackles for loss and seven sacks as a senior.
- The Elizabethtown, N.C., native started his collegiate career at Louisburg (N.C.) College and was named a NJCAA junior-college honorable mention All-American.



2021 Game Notes:

- **Against Arizona (9/12)**, logged his first career start and was credited with one tackle.

93 - DT TEAIR TART

6-2, 304, 2nd year, Florida International

- Signed by the Titans as an undrafted free agent on May 7, 2020.
- In 2020, he appeared in seven games with one start as a rookie and totaled five tackles, two quarterback pressures, one tackle for loss, one pass defended.
- The Philadelphia, Pa., native appeared in 23 games with 10 starts over two seasons at Florida International, totaling 51 tackles, 19.0 tackles for loss, six sacks, one pass defended, five quarterback pressures and two forced fumbles.
- Tart also played at Ellsworth (Iowa) Community College in 2017 and ASA (N.Y.) College in 2016.
- His first name is pronounced "tee-AIR."



TITANS INSIDE LINEBACKERS

No.	Name	Ht	Wt	Exp	College
53	Bello, B.J. (IR)	6-3	229	4	Illinois State
55	Brown, Jayon	6-0	226	5	UCLA
49	Dzubnar, Nick	6-1	240	7	Cal Poly-San Luis Obispo
54	Evans, Rashaan	6-2	232	4	Alabama
51	Long Jr., David	5-11	227	3	West Virginia
56	Rice, Monty	6-0	233	R	Georgia

#55 • ILB JAYON BROWN

6-0, 226, 5th Year, UCLA

[Click for complete bio](#)



Linebacker **Jayon Brown** is in his fifth NFL season in 2021. He was selected by the Titans in the fifth round (155th overall) of the 2017 NFL Draft.

Brown was placed on injured reserve on Nov. 24, 2020 after starting the season's first 10 games. At the time, he led the team with 76 total tackles. His season statistics also included one sack, five tackles for loss, four quarterback pressures, one interception, eight passes defended and two forced fumbles.

Brown appeared in 14 contests in 2019 with a career-high 14 starts. He finished third on the team and set a career high with 117 tackles while adding one sack, four tackles for loss, seven quarterback pressures, one interception, nine passes defended and one fumble return for a touchdown. He added eight tackles and one pass defended in two postseason contests.

Brown played in all 16 games with nine starts in 2018. He finished second on the defense with 107 tackles and six sacks, and his 18 quarterback pressures tied for the second-highest total on the team. He was one of only six NFL linebackers with at least six sacks, one interception, one forced fumble and one fumble recovery during the season.

As a rookie, Brown appeared in all 16 regular season games and both postseason games as the team's nickel linebacker. He registered 67 tackles, which tied for the 10th-highest total by a "Titans era" rookie (1999-present) and ranked fifth among the team's rookie linebackers in that span.

In four seasons at UCLA (2013-16), Brown appeared in 49 games with 21 starts and totaled 220 tackles, three sacks, nine tackles for loss, three interceptions, 15 passes defended, one forced fumble and four fumble recoveries. He started 21 games over his final two seasons and totaled nine games with double-digit tackles.

As a senior in 2016, he earned first-team All-Pac-12 honors after leading the Bruins with 119 tackles, which tied for 16th on the all-time school single-season list. He added 2.5 sacks, seven tackles for loss, three interceptions, 23 passes defended and two fumble recoveries.

Brown is a native of Long Beach, Calif.

2021 Game Notes:

- **Against Arizona (9/12)**, tied for second on the defense with six tackles.
- **At Seattle (9/19)**, he was inactive with a hamstring injury.
- **Against Indianapolis (9/26)**, he posted one tackle.

Brown's Career Regular Season Statistics:

Year	GP	GS	Tackle	Sack	QBP	TFL	Int	PD	FF	FR
2017	16	0	67	1.5	6	2	0	4	0	1
2018	16	9	107	6.0	18	6	1	7	2	1
2019	14	14	117	1.0	7	4	1	9	0	1
2020	10	10	76	1.0	4	5	1	8	2	0
2021	2	1	8	0.0	0	0	0	0	0	0
Totals	58	34	375	9.5	35	17	3	28	4	3



#54 • ILB RASHAAN EVANS

6-2, 232, 4th Year, Alabama

[Click for complete bio](#)



Linebacker **Rashaan Evans** is in his fourth NFL season in 2021. He was selected by the Titans with the 22nd pick in the first round of the 2018 NFL Draft. The Titans traded up from the 25th spot in order to take the former Alabama standout.

In 2020, Evans started all 16 games at inside linebacker for the second consecutive season and finished third on the defense with 96 tackles. He also tallied six quarterback pressures, one tackle for loss, 0.5 sacks, five passes defended and one fumble recovery. He added nine tackles, one quarterback pressure and one tackle for loss in one postseason contest.

In 2019, Evans started every game and led the Titans with 139 tackles and 11 tackles for loss. He added 2.5 sacks, 11 quarterback pressures, one pass defended and one fumble return for a touchdown. He started all three postseason games and finished second on the squad with 22 tackles, including a team-high three tackles for loss.

During his rookie season, Evans overcame an injury that kept him out of the preseason. He played in 15 games with seven starts at inside linebacker and totaled 63 tackles, six quarterback pressures, two tackles for loss and three passes defended.

In four seasons with the Crimson Tide (2014–2017), Evans appeared in 53 games with 14 starts and totaled 152 tackles, 15.0 sacks, 23.5 tackles for loss, five passes defended, 19 quarterback hurries, two forced fumbles and two fumble recoveries. During his four years there, he appeared in three CFP National Championship contests with two victories.

As a senior in 2017, Evans started 12 games and tied for the team lead with 74 tackles. He led the Crimson Tide with 13 tackles for loss despite missing a pair of games due to injury and also posted seven quarterback hurries, six sacks, three passes defended, one forced fumble and one fumble recovery.

Following his senior campaign, he was named a first-team All-American by the AFCA, earned first-team All-SEC honors from Associated Press and second-team All-SEC honors from the conference coaches.

Evans is a native of Auburn, Ala.

2021 Game Notes:

- **Against Arizona (9/12)**, tied for second on the defense with six tackles.
- **At Seattle (9/19)**, tallied four tackles.
- **Against Indianapolis (9/26)**, tied for the team lead with eight tackles, including a tackle for loss.

Evans' Career Regular Season Statistics:

Year	GP	GS	Tackle	Sack	QBP	TFL	Int	PD	FF	FR
2018	15	7	63	0.0	6	2	0	3	0	0
2019	16	16	139	2.5	11	11	0	1	0	1
2020	16	16	96	0.5	6	1	0	5	0	1
2021	3	3	18	0.0	0	1	0	0	0	0
Totals	50	42	316	3.0	23	15	0	9	0	2



Brown's Career Postseason Statistics:

Year	GP	GS	Tackle	Sack	QBP	TFL	Int	PD	FF	FR
2017	2	0	5	0.0	0	0	0	1	0	0
2019	2	2	8	0.0	0	0	0	1	0	0
2020	0	0	0	0.0	0	0	0	0	0	0
Totals	4	2	13	0.0	0	0	0	2	0	0

Brown's NFL Regular Season Single-Game Highs:

- Tackles** - 16 vs. Jacksonville (11/24/19)
- Sacks** - 1 (Eight times, last vs. Chicago, 11/8/20)
- Interceptions** - 1 (Three times, last vs. Pittsburgh, 10/25/20)
- Pass Defended** - 4 vs. Pittsburgh (10/25/20)
- Forced Fumbles** - 1 (Four times, last vs. Chicago, 11/8/20)
- Fumble Recoveries** - 1 (Three times, last at Oakland, 12/8/19)

Brown's NFL Playoff Single-Game Highs:

- Tackles** - 5 at Kansas City (1/19/20)

BROWN IN ELITE GROUP IN 2018

Jayon Brown emerged in 2018 as one of the top playmakers on the Titans defense. He was one of only six NFL linebackers during the season to accumulate at least six sacks, one interception, one forced fumble and one opponent fumble recovery, joining Denver's **Von Miller**, Chicago's **Khalil Mack**, Kansas City's **Justin Houston**, Indianapolis' **Darius Leonard** and Buffalo's **Lorenzo Alexander**.

NFL linebackers in 2018 with at least six sacks, one interception, one forced fumble and one opponent fumble recovery:

Player	Team	Sacks	Int	Forced Fum	Opp Fum Rec
Von Miller	Denver Broncos	14.5	1	4	3
Khalil Mack	Chicago Bears	12.5	1	6	2
Justin Houston	Kansas City Chiefs	9.0	1	5	3
Darius Leonard	Indianapolis Colts	7.0	2	4	2
Lorenzo Alexander	Buffalo Bills	6.5	2	2	1
Jayon Brown	Tennessee Titans	6.0	1	2	1

Evans' Career Postseason Statistics:

Year	GP	GS	Tackle	Sack	QBP	TFL	Int	PD	FF	FR
2019	3	3	22	0.0	2	3	0	0	0	0
2020	1	1	9	0.0	1	1	0	0	0	0
Totals	4	4	31	0.0	3	4	0	0	0	0

Evans' Regular Season Single-Game Highs:**Tackles** - 14 vs. Tampa Bay (10/27/19)**Sacks** - 1 (Twice, last vs. Jacksonville, 11/24/19)**Fumble Recoveries** - 1 (Twice, last at Minnesota, 9/27/20)**Evans' Playoff Single-Game Highs:****Tackles** - 12 at New England (1/4/20)**Tackles for Loss** - 3 at New England (1/4/20)**MORE TITANS INSIDE LINEBACKERS****49 - LB NICK DZUBNAR****6-1, 240, 7th Year, Cal Poly-San Luis Obispo**

➤ Dzubnar (pronounced duh-ZOUB-nar) re-signed with the Titans on Aug. 17, 2021. He initially joined the Titans as an unrestricted free agent on March 26, 2020.

➤ The Mission Viejo, Calif., native was originally signed by the San Diego Chargers as undrafted free agent on May 12, 2015.

➤ In five seasons with the Chargers, he produced 61 special teams tackles in 65 games.

➤ In 2020, he appeared in every game for the third consecutive season and led the Titans with 13 special teams tackles. He added one defensive tackle. He started one postseason game and posted one tackle.

➤ In 2019, Dzubnar appeared in all 16 games for the third time in his career, posting 12 special teams tackles.

➤ In 2018, Dzubnar collected 15 special teams tackles on coverage units and tied for the team lead with three special teams tackles in the 2018 postseason.

➤ In 2017, Dzubnar led the Chargers with a career-best 21 special teams tackles.

➤ Played four seasons (2011-14) at Cal Poly-San Luis Obispo, ending his Mustang career as the second-leading tackler in school history with 414 stops.

**51 - LB DAVID LONG JR.****5-11, 227, 3rd Year, West Virginia**

➤ The Cincinnati, Ohio, native was selected by the Titans in the sixth round (188th overall) of the 2019 NFL Draft.

➤ In 2020, he appeared in 14 games with five starts at inside linebacker. He totaled 50 tackles, one quarterback pressure, two tackles for loss, two passes defended and four stops on special teams. He recorded a start in the playoffs and tallied five tackles and one quarterback pressure.

➤ As a rookie in 2019, Long appeared in 14 games during the regular season. He also played in all three playoff contests with one start.

➤ During a three-year career at West Virginia, he played in 34 games with 31 starts and totaled 252 tackles, 14 sacks and 40 career tackles for loss which tied for third place on West Virginia's all-time list. In his final campaign in 2018, tied for the single-season program record with 19 tackles for loss.

➤ As a junior at West Virginia in 2018, he was selected Big 12 Defensive Player of the Year by the coaches and the Associated Press. He also received second-team All-America honors by the Associated Press and first-team All-Big 12 accolades by the Associated Press.

➤ Attended Winton Woods High School (Cincinnati, Ohio) where he finished with 283 career tackles, six sacks and six interceptions.

2021 Game Notes:

➤ **At Seattle (9/19)**, started and totaled six tackles, including a tackle for loss.

➤ **Against Indianapolis (9/26)**, started and tied for the team lead with eight tackles, including a tackle for loss.

**56 - LB MONTY RICE****6-0, 233, Rookie, Georgia**

➤ The Titans selected Monty Rice in the third round (92nd overall) of the 2021 NFL Draft.

➤ The Huntsville, Ala., native played four seasons at Georgia (2017-20) where he appeared in 47 games with 28 starts and tallied 219 tackles, 10.5 tackles for loss, two sacks, 21 quarterback pressures, five passes defended, three forced fumbles and one fumble recovery returned for a touchdown for the Bulldogs.


➤ In 2020, Rice was named a finalist for the Butkus Award, which recognizes the nation's best linebacker, after amassing 49 tackles, four tackles for loss, one sack, one pass defended, two forced fumbles and one fumble recovery returned for a score.

➤ As a junior in 2019, Rice was Georgia's leading tackler with 89 total stops.

➤ In 2018, he played in nine games and made five starts. Finished as Georgia's third-leading tackler with 59 stops. Also posted 1.5 tackles for loss, one sack, two quarterback pressures, one pass defended and one forced fumble.

2021 Game Notes:

➤ **Against Arizona (9/12)**, posted two tackles in his NFL debut.





TITANS OUTSIDE LINEBACKERS

No.	Name	Ht	Wt	Exp	College
92	Adeniyi, Ola	6-1	248	4	Toledo
48	Dupree, Bud	6-4	269	7	Kentucky
58	Landry III, Harold	6-2	252	4	Boston College
50	Roberson, Derick	6-3	250	3	Sam Houston St.
99	Weaver, Rashad	6-4	259	R	Pittsburgh

#48 • OLB BUD DUPREE

6-4, 269, 7th Year, Kentucky
[Click for complete bio](#)



Outside linebacker **Bud Dupree** is in his seventh NFL season and his first campaign with the Titans in 2021. He was signed by the Titans as an unrestricted free agent on March 19, 2021.

Dupree spent his first six NFL seasons in Pittsburgh after the Steelers chose him with the 22nd overall draft choice in the 2015 NFL Draft. His totals with the Steelers included 231 tackles, 39.5 sacks, 64 quarterback pressures, 53 tackles for loss, one interception, eight forced fumbles and three fumble recoveries in 81 games.

From 2019 to 2020, Dupree totaled 19.5 sacks, ranking eighth in the NFL despite missing five games. His six strip-sacks tied for fourth in the same period. In his final 17 games in Pittsburgh, he registered at least half a sack on 12 occasions.

In 2020, Dupree started the first 11 games but missed the final five contests due to injury. He totaled eight sacks, 15 quarterback hits, 31 tackles, eight tackles for loss, two forced fumbles and two passes defended.

In 2019, Dupree posted a career-best 11.5 sacks, 68 tackles, 16 tackles for loss, 17 quarterback hits, four forced fumbles, two fumble recoveries and three passes defended in a career-high 16 starts. His 16 tackles for loss ranked fourth in the NFL, while his sack total was the ninth-best in the league.

A native of Irwinton, Ga., Dupree played in 47 games with 38 starts at the University of Kentucky (2011-14) and finished with 247 tackles, 23.5 sacks, 38.0 tackles for loss and four forced fumbles. At the time he left school for the NFL, he ranked second in Wildcat history in career sacks.

2021 Game Notes:

- **Against Arizona (9/12)**, registered one tackle and a team-best three quarterback pressures in his Titans debut.
- **At Seattle (9/19)**, recorded a tackle and a quarterback pressure.
- **Against Indianapolis (9/26)**, did not play due to an injury.

Dupree's Career Regular Season Statistics:

Year	Team	GP	GS	Tackle	Sack	QBP	TFL	Int	PD	FF	FR
2015	Pit	16	5	26	4.0	6	4	0	1	0	0
2016	Pit	7	4	24	4.5	6	5	0	1	1	0
2017	Pit	15	15	40	6.0	7	12	0	1	0	1
2018	Pit	16	15	42	5.5	13	8	1	3	1	0
2019	Pit	16	16	68	11.5	17	16	0	3	4	2
2020	Pit	11	11	31	8.0	15	8	0	2	2	0
2021	Ten	2	2	2	0.0	4	0	0	0	0	0
NFL Totals		83	68	233	39.5	68	53	1	11	8	3

Dupree's Career Postseason Statistics:

Year	Team	GP	GS	Tackle	Sack	QBP	TFL	Int	PD	FF	FR
2015	Pit	2	2	6	0.0	0	2	0	0	0	0
2016	Pit	3	3	15	0.5	3	1	0	1	0	0
2017	Pit	1	1	4	0.0	0	0	0	0	0	0
Playoff Totals		6	6	25	0.5	3	3	0	1	0	0

Dupree's Regular Season Single-Game Highs:

- Tackles** - 7 vs. Cleveland (1/1/17)
- Sacks** - 2.5 at Buffalo (12/11/16)
- Interceptions** - 1 at Tampa Bay (9/24/18)
- Forced Fumbles** - 1 (Eight times, last at Baltimore, 11/1/20)
- Fumble Recovery** - 1 (Three times, last at Cincinnati, 11/24/19)
- Passes Defended** - 2 at Cleveland (9/9/18)

Dupree's Playoff Season Single-Game Highs:

- Tackles** - 6 vs. Miami (1/8/17)
- Sacks** - 0.5 vs. Miami (1/8/17)
- Passes Defended** - 1 at Kansas City (1/15/17)

SACKS FROM 2019 TO 2020

In **Bud Dupree's** final two seasons in Pittsburgh, he ranked eighth in the NFL with 19.5 total sacks despite missing the final five games of the 2020 campaign. He posted 11.5 sacks in 2019 and eight sacks in 2020.

Dupree also ranked ninth in the NFL from 2019 to 2020 with 24 tackles for loss.

Most sacks in the NFL from 2019 to 2020:

Player	Sacks
1. T.J. Watt	29.5
2. Shaquil Barrett	27.5
3. Aaron Donald	26.0
Za'Darius Smith	26.0
5. Cameron Jordan	23.0
6. Myles Garrett	22.0
7. Chandler Jones	20.0
8. Bud Dupree	19.5
9. Joey Bosa	19.0
Justin Houston	19.0

Out of Dupree's 19.5 sacks from 2019 to 2020, he forced a fumble on six of those plays. His six strip-sacks tied for fourth place in that period.

Most strip-sacks in the NFL from 2019 to 2020:

Player	Strip-Sacks
1. Shaquil Barrett	8
2. Yannick Ngakoue	7
Chandler Jones	7
4. Bud Dupree	6
Jason Pierre-Paul	6
Myles Garrett	6
T.J. Watt	6
Khalil Mack	6
9. Aaron Donald	5
Benson Mayowa	5
Haason Reddick	5



#58 • OLB HAROLD LANDRY III

6-2, 252, 4th Year, Boston College
[Click for complete bio](#)



Outside linebacker **Harold Landry III** is in his fourth NFL season in 2021. He was selected by the Titans in the second round (41st overall) of the 2018 NFL Draft after the Titans traded up 16 spots in the second round (57 to 41) in order to take the former Boston College standout.

From the start of his rookie season through 2020, Landry's 19 total sacks led the Titans. Other than **Jevon Kearse** (36.0), Landry produced the highest sack total by a Titans/Oilers player in his first three NFL seasons since individual sacks became an official NFL statistic in 1982.

In 2020, Landry recorded 16 starts for the second consecutive season. He led the team with 5.5 sacks, a career-high 32 quarterback pressures and a career-high 10 tackles for loss. He totaled 69 tackles and added one interception and a career-high five passes defended. In one playoff contest, he led the team with 10 tackles and two sacks.

Landry started all 16 games in 2019 and led the Titans with nine sacks. His 28 quarterback pressures ranked second, and he added 81 tackles, four tackles for loss, one pass defended, one forced fumble and two fumble recoveries. He also started all three postseason games and registered a sack and a team-high eight quarterback pressures.

As a rookie in 2018, he played in 15 games with three starts. His 4.5 sacks tied for third place on the team, and he also tied for second on the defense with 18 quarterback pressures.

In 46 career games playing defensive end for Boston College, Landry totaled 160 tackles, 26 sacks, 47.5 tackles for loss, seven passes defended, 10 forced fumbles, one fumble recovery and one interception. His 26 career sacks were exceeded in school history by only **Mathias Kiwanuka** (37.5 from 2002-05).

As a senior in 2017, Landry played and started eight games before a season-ending ankle injury ended his year. He finished second on the team with five sacks and totaled 38 tackles, 8.5 tackles for loss and two passes defended.

In 2016, Landry set the school's single-season record with 16.5 sacks, which led the nation. He added seven forced fumbles, which also led the country, while his 22 tackles for loss ranked fifth nationally and ranked second all-time for the Eagles. His numerous honors included Walter Camp second-team All-America, AP second-team All-America and second-team All-ACC by the Atlantic Coast Sports Media Association and the league's head coaches.

He is a native of Spring Lake, N.C.

2021 Game Notes:

- **Against Arizona (9/12)**, ran Kyler Murray out of bounds in the first quarter for a two-yard sack, which was the 20th sack of his career. He totaled three tackles in the contest and added three quarterback pressures.
- **At Seattle (9/19)**, led the defense with seven tackles and added a team-high three quarterback pressures.
- **Against Indianapolis (9/26)**, totaled four tackles, five quarterback pressures and a half sack. He shared a 10-yard sack with Ola Adeniyi in the third quarter. He appeared in his 50th career game, and in doing so, he joined Jevon Kearse as the only players to get at least 20 sacks (20.5) for the organization in their first 50 NFL games since individual sacks became an official statistic in 1982.

Landry's Career Regular Season Statistics:

Year	GP	GS	Tackle	Sack	QBP	TFL	Int	PD	FF	FR
2018	15	3	46	4.5	18	2	0	2	1	0
2019	16	16	81	9.0	28	4	1	1	1	2
2020	16	16	69	5.5	29	10	1	5	0	0
2021	3	3	14	1.5	11	1	0	0	0	0
Totals	50	38	210	20.5	89	17	2	8	2	2

Landry's Career Postseason Statistics:

Year	GP	GS	Tackle	Sack	QBP	TFL	Int	PD	FF	FR
2019	3	3	8	1.0	8	1	0	1	0	0
2020	1	1	10	2.0	4	1	0	0	0	0
Totals	4	4	18	3.0	12	2	0	1	0	0



Landry's Regular Season Single-Game Highs:

- Tackles** - 8 (Twice, last at Green Bay, 12/27/20)
- Sacks** - 2 at Atlanta (9/29/19)
- Quarterback Pressures** - 9 at N.Y. Giants (12/16/18)
- Interceptions** - 1 (Twice, last vs. Jacksonville, 9/20/20)
- Forced Fumbles** - 1 (Twice, last vs. Tampa Bay, 10/27/19)
- Fumble Recovery** - 1 (Twice, last vs. Tampa Bay, 10/27/19)

Landry's Playoff Season Single-Game Highs:

- Tackles** - 10 vs. Baltimore (1/10/21)
- Sacks** - 2 vs. Baltimore (1/10/21)
- Quarterback Pressures** - 4 vs. Baltimore (1/10/21)

SACKS IN FIRST 3 SEASONS

From the start of his rookie season in 2018 through 2020, **Harold Landry III's** 19 total sacks led the Titans. Other than **Jevon Kearse** (36.0 sacks from 1999 through 2001), Landry produced the highest sack total by a Titans/Oilers player in his first three NFL seasons since individual sacks became an official NFL statistic in 1982.

Most sacks for the Titans/Oilers in a player's first three NFL seasons, 1982–2020:

Player	Seasons	Sacks
1. Jevon Kearse	1999–2001	36.0
2. Harold Landry III	2018–2020	19.0
3. Jurrell Casey	2011–2013	16.0
4. Gary Walker	1995–1997	15.0
5. Ray Childress	1985–1987	14.5
6. Travis LaBoy	2004–2006	13.5
Carlos Hall	2002–2004	13.5
Kenny Holmes	1997–1999	13.5
9. (three tied)		12.5

SACKS IN FIRST 25 GAMES

Titans outside linebacker **Harold Landry III** produced 11.5 career sacks in his first 25 career games, placing him in select company for defensive performance in the early stages of a career.

Since individual sacks became an official statistic in 1982, his sack total ranks third for the club among players in their first 25 NFL games.

The only previous Titans/Oilers players to record more sacks than Landry in their initial 25 NFL outings were former defensive end **Jevon Kearse** (17.5) and defensive lineman **Anthony Cook** (12.0).

Most sacks for the Titans/Oilers in a player's first 25 NFL games (1982–present):

Player	Seasons	Sacks
1. Jevon Kearse	1999–2000	17.5
2. Anthony Cook	1995–1997	12.0
3. Harold Landry III	2018–2019	11.5
4. Jason Jones	2008–2010	11.0
5. Jacob Ford	2008–2009	10.5
6. Carlos Hall	2002–2003	10.0
7. Zach Brown	2012–2013	8.5
Kenny Holmes	1997–1998	8.5
Travis LaBoy	2004–2005	8.5
10. Gary Walker	1995–1996	8.0

MORE TITANS OUTSIDE LINEBACKERS

➤ **92 - OLB OLA ADENIYI (Pronounced: OH-la ah-DAY-nee)**

6-1, 248, 4th Year, Toledo

➤ Adeniyi joined the Titans as a free agent in 2021 after spending his first three seasons with the Pittsburgh Steelers organization.

➤ Adeniyi appeared in 32 games with one start and tallied 25 tackles and three forced fumbles during his three-year career with the Steelers.

➤ In 2020, Adeniyi appeared in 15 games for the Steelers and tallied career-highs with 16 tackles and eight special teams stops.


➤ The Fort Bend County, Texas native saw action in 34 games with 25 starts at Toledo (2015-17) and totaled 118 tackles, 28 tackles for loss, 12.5 sacks, three forced fumbles, a fumble recovery and a pass defended in his collegiate career.

2021 Game Notes:

➤ **Against Arizona (9/12)**, made his Titans debut and led the club with two special teams tackles.

➤ **At Seattle (9/19)**, recorded his first career sack, dropping Russell Wilson for a 12-yard loss at Seattle's one-yard line in overtime. The play, which came on third down, helped force a Seahawks punt, and the Titans won the game on the ensuing possession. He also led the club with two special teams tackles.

➤ **Against Indianapolis (9/26)**, established career highs with 1.5 sacks and four tackles. He recorded his second consecutive game with a sack, taking down Carson Wentz for a six-yard loss in the second quarter. He later shared a 10-yard sack with Harold Landry III in the third quarter. He added three quarterback pressures.



50 - OLB DERICK ROBERSON

6-3, 250, 3rd Year, Sam Houston State

➤ Roberson signed with the Titans as a rookie free agent on May 10, 2019.

➤ In 2020, he appeared in eight games with one start and totaled six tackles, four quarterback pressures, one pass defended and one forced fumble.

➤ In 2019, Roberson played in three regular season games and totaled four tackles and three sacks. He also played in all three playoff games, adding two tackles, three quarterback pressures and one tackle for loss.

➤ He spent the first six games of his rookie season on the practice squad before being elevated to the 53-man roster on Oct. 19. He then spent the next four weeks on the practice squad before being re-signed to the 53-man roster on Nov. 26.

➤ Roberson appeared in 32 games with 20 starts over three seasons at Sam Houston State (2016-18) and totaled 123 tackles, 23 sacks, eight passes defended, one interception and seven forced fumbles.

➤ Transferred to Sam Houston State from Texas where he played one season as a redshirt freshman. He saw action in 10 contests at Texas and registered six tackles, two sacks and one forced fumble.

➤ He is a native of San Antonio, Texas.

2021 Game Notes:

➤ **Against Arizona (9/12)**, set a career high with three tackles.



99 - OLB RASHAD WEAVER

6-4, 259, Rookie, Pittsburgh

➤ Weaver was selected by the Titans in the fourth round (135th overall) of the 2021 NFL Draft.

➤ In four seasons at the University of Pittsburgh (2017-20), Weaver appeared in 35 games with 28 starts. He tallied 110 tackles, 34.5 tackles for loss, 17.0 sacks, nine passes defended, 28 quarterback pressures, five forced fumbles and four fumble recoveries.

➤ As a senior in 2020, he started nine games and totaled 35 tackles, 14.5 tackles for loss, 7.5 sacks, 12 quarterback pressures, two passes defended, three forced fumbles and one fumble recovery. Weaver was also Awarded first team All-ACC honors and was a semifinalist for the Bednarik Award.

➤ He is a native of Fort Lauderdale, Fla.

2021 Game Notes:

➤ **At Seattle (9/19)**, made his NFL debut.

➤ **Against Indianapolis (9/26)**, tallied his first two career tackles before leaving the game late in the third quarter with an ankle injury.



TITANS CORNERBACKS

No.	Name	Ht	Wt	Exp	College
39	Borders, Breon	6-0	189	3	Duke
3	Farley, Caleb	6-2	197	R	Virginia Tech
26	Fulton, Kristian	5-11	197	2	Louisiana State
35	Jackson, Chris	5-10	193	2	Marshall
20	Jenkins, Jackrabbit	5-10	190	10	North Alabama
24	Molden, Elijah	5-10	192	R	Washington

#3 • CB CALEB FARLEY

6-2, 197, Rookie, Virginia Tech

[Click for complete bio](#)



Cornerback **Caleb Farley** was selected by the Titans in the first round (22nd overall) of the 2021 NFL Draft.

Farley played two seasons at Virginia Tech, appearing in 24 games with 23 starts. His career totals included six interceptions, 25 passes defended, 56 tackles, one sack, two quarterback hits and seven kickoff returns for 152 yards (21.7 avg.).

Farley redshirted as a wide receiver in 2017 and then began playing cornerback for the first time in his redshirt freshman campaign in 2018. He continued playing for the Hokies in 2019 and then opted out of the 2020 campaign due to COVID-19 concerns.

In 2019, he started all 11 games in which he appeared and was named first team All-ACC after leading the conference with 16 passes defended. His four interceptions tied for second place in the conference. He also totaled 20 tackles and a quarterback hit.

In 2018, he earned honorable mention for the Mayo Clinic Comeback Player of the Year Award after registering 36 tackles, one tackle for loss, one sack, two interceptions and nine passes defended. He also added seven kickoff returns for 152 total yards (21.7 avg.).

Farley is a native of Maiden, N.C.

2021 Game Notes:

➤ **Against Arizona (9/12)**, made his NFL debut as a reserve.

➤ **At Seattle (9/19)** and **against Indianapolis (9/26)**, he was inactive with a shoulder injury.

Farley's 2021/Career Statistics:

Year	GP	GS	Tackle	Sack	QBP	TFL	Int	PD	FF	FR
2021	1	0	0	0.0	0	0	0	0	0	0

Farley's College Statistics:

Year	Team	GP	GS	Tackle	Sack	QBP	TFL	Int	PD	FF	FR
2017	Va. Tech	0	0				Redshirted				
2018	Va. Tech	13	12	36	1.0	1	1	2	9	0	0
2019	Va. Tech	11	11	20	0.0	1	0	4	16	0	0
2020	Va. Tech	0	0				COVID-19 Opt-Out				
Totals		24	23	56	1.0	2	1	6	25	0	0

#26 • CB KRISTIAN FULTON

5-11, 197, 2nd Year, Louisiana State
[Click for complete bio](#)



Cornerback **Kristian Fulton** is in his second NFL season in 2021. He was selected by the Titans in the second round (61st overall) of the 2020 NFL Draft.

In 2020, Fulton appeared in six games with two starts as a rookie. He totaled 16 tackles, one interception, one pass defended, one sack, one quarterback pressure and one tackle for loss. He also played in one postseason contest.

Prior to entering the NFL, the New Orleans, La., native was a two-year starter at Louisiana State. He appeared in 28 games with 25 starts and finished his career with 65 tackles, 25 passes defended and two interceptions.

As a senior in 2019, he started all 15 games and posted 38 tackles, one tackle for loss, 15 passes defended and one interception. He was recognized with second-team All-SEC honors from the Associated Press. In his final collegiate game, Fulton helped LSU secure a National Championship victory over Clemson with a career-high six tackles and one pass defended.

2021 Game Notes:

- **Against Arizona (9/12)**, set a career high and led the defense with two passes defended in his third NFL start. He added three tackles.
- **At Seattle (9/19)**, recorded one tackle and one pass defended.
- **Against Indianapolis (9/26)**, tied his career high with four tackles and added a pass defended.

Fulton's Career Regular Season Statistics:

Year	GP	GS	Tackle	Sack	QBP	TFL	Int	PD	FF	FR
2020	6	2	16	1.0	1	1	1	1	0	0
2021	3	3	8	0.0	0	0	0	4	0	0
Totals	9	5	24	1.0	1	1	1	5	0	0

Fulton's Career Postseason Statistics:

Year	GP	GS	Tackle	Sack	QBP	TFL	Int	PD	FF	FR
2020	1	0	0	0.0	0	0	0	0	0	0
Totals	1	0	0	0.0	0	0	0	0	0	0

Fulton's Regular Season Single-Game Highs:

- Tackles** - 4 at Denver (9/14/20)
- Sacks** - 1 at Minnesota (9/27/20)
- Interceptions** - 1 vs. Jacksonville (9/20/20)



#20 • CB JACKRABBIT JENKINS

5-10, 190, 10th Year, North Alabama
[Click for complete bio](#)



Cornerback **Jackrabbit Jenkins** is in his 10th NFL season and his first campaign with the Titans in 2021. He was signed by the Titans as a free agent on March 19, 2021.

Prior to his arrival in Tennessee, Jenkins played 128 games (125 starts) in nine NFL seasons with the St. Louis Rams (2012-15), New York Giants (2016-19) and New Orleans Saints (2019-20). In that time, he tallied 26 interceptions, 118 passes defended, six forced fumbles, two fumble recoveries and 522 tackles.

From 2012 through 2020, Jenkins ranked first in the NFL in passes defended (119), first in defensive touchdowns scored (nine) and fourth in interceptions (26). Jenkins registered two or more interceptions in eight of those nine seasons.

In 2020, Jenkins started 13 games for the Saints and recorded three interceptions, 12 passes defended and 55 tackles. His interception total tied for the team lead.

In 2016, he earned his first Pro Bowl berth and Associated Press second-team All-Pro honors for the 11-5 Giants, as he totaled three interceptions and a career-best 18 passes defended.

In 2012, Jenkins was named to the PFWA All-Rookie team after leading the Rams with four interceptions and tying the NFL rookie record with three interception returns for touchdowns.

Jenkins was a second-round selection by the Rams in the 2012 NFL Draft. He finished his college career at North Alabama after spending three seasons at the University of Florida.

2021 Game Notes:

- **Against Arizona (9/12)**, led the defense with eight tackles in his Titans debut.
- **At Seattle (9/19)**, tallied six tackles and one pass defended.
- **Against Indianapolis (9/26)**, posted four tackles.

Jenkins' Career Regular Season Defensive Statistics:

Year	Team	GP	GS	Tackle	Sack	QBP	TFL	Int	PD	FF	FR
2012	StL	15	14	83	0.0	NA	NA	4	15	0	1
2013	StL	16	16	69	1.0	NA	NA	1	19	0	1
2014	StL	14	13	59	0.0	NA	NA	2	5	2	0
2015	StL	15	15	64	0.0	NA	NA	3	15	1	0
2016	NYG	15	15	49	1.0	NA	NA	3	18	1	0
2017	NYG	9	9	31	0.0	NA	NA	3	9	1	0
2018	NYG	16	16	69	0.0	NA	NA	2	15	1	0
2019	NYG/NO	15	14	61	0.0	NA	NA	5	16	0	0
2020	NO	13	13	54	0.0	NA	NA	3	12	0	0
2021	Ten	3	3	18	0.0	0	0	0	1	0	0
NFL Totals		131	128	557	2.0	0	0	26	125	6	2

Jenkins' Career Postseason Defensive Statistics:

Year	Team	GP	GS	Tackle	Sack	QBP	TFL	Int	PD	FF	FR
2016	NYG	1	1	1	0.0	NA	NA	0	0	0	0
2019	NO	1	1	8	0.5	NA	NA	0	0	1	0
2020	NO	2	2	9	0.0	NA	NA	0	1	0	0
Playoff Totals		4	4	18	0.5	NA	NA	0	1	1	0

Jenkins' NFL Regular Season Single-Game Highs:

- Tackles** - 10 at Dallas (9/22/13)
- Interceptions** - 2 (Three times, last vs. Washington, 9/29/19)
- Interception Long** - 99t at San Diego (11/23/14)
- Sacks** - 1 (Twice, last at Cleveland 11/27/16)
- Passes Defended** - 5 vs. Atlanta (11/22/20)
- Forced Fumbles** - 1 (Six times, last at Atlanta, 10/22/18)
- Fumble Recoveries** - 1 (Twice, last at Arizona, 12/8/13)

Jenkins' NFL Playoff Single-Game Highs:

- Tackles** - 8 vs. Minnesota (1/5/20)
- Sacks** - 0.5 vs. Minnesota (1/5/20)
- Forced Fumbles** - 1 vs. Minnesota (1/5/20)
- Passes Defended** - 1 vs. Chicago (1/10/21)



PASSES DEFENSED SINCE 2012

Since entering the NFL as a second-round draft pick in 2012, **Jackrabbit Jenkins** has been one of the NFL's most productive cornerbacks. He ranks first in the NFL in that time period in passes defended (press box statistics) and defensive touchdowns and also ranks fourth in interceptions.

Most passes defended since 2012 (press box statistics):

Player	Passes Defensed
1. Jackrabbit Jenkins	121
2. Stephon Gilmore	114
3. Joe Haden	112
4. Darius Slay	111
5. Johnathan Joseph	109
6. Casey Hayward	102
7. Richard Sherman	98
8. Logan Ryan	88
9. Kareem Jackson	87
10. Marcus Peters	86
Robert Alford	86

Most interceptions since 2012:

Player	Interceptions
1. Richard Sherman	32
2. Marcus Peters	31
3. Harrison Smith	28
4. Jackrabbit Jenkins	26
Patrick Peterson	26
6. Tyrann Mathieu	25
Tashaun Gipson	25
Stephon Gilmore	25
Reggie Nelson	25
10. (five tied)	23

Most defensive touchdowns since 2012:

Player	Defensive TDs
1. Jackrabbit Jenkins	9
2. Marcus Peters	7
Aqib Talib	7
4. Eddie Jackson	6
Reshad Jones	6
Malcolm Jenkins	6
7. Deion Jones	5
Captain Munnerlyn	5
William Gay	5
10. (several tied)	4

INTERCEPTION TD CAREER LEADERS

Titans cornerback **Jackrabbit Jenkins** has eight career interception returns for touchdowns. He is tied with three others for eighth place in NFL history and leads all active players in the category.

Most career interception return touchdowns, NFL history:

Player	Seasons	Interception TDs
1. Rod Woodson	1987-2003	12
2. Darren Sharper	1997-2010	11
Charles Woodson	1998-2015	11
4. Aqib Talib	2008-2019	10
5. Ken Houston	1967-1980	9
Deion Sanders	1989-2005	9
Aeneas Williams	1991-2004	9
8. Jackrabbit Jenkins	2012-2021	8
Eric Allen	1988-2001	8
Ronde Barber	1997-2012	8
Charles Tillman	2003-2015	8

JENKINS' CAREER TOUCHDOWNS

Date	Opp	Type	Yards
11/25/12	at Arizona	Interception Return	36
11/25/12	at Arizona	Interception Return	39
12/02/12	San Francisco	Fumble Return	2
12/23/12	at Tampa Bay	Interception Return	41
09/21/14	Dallas	Interception Return	25
11/23/14	at San Diego	Interception Return	99
09/18/16	New Orleans	Blocked Field Goal	65
10/15/17	at Denver	Interception Return	43
11/23/17	at Washington	Interception Return	53
09/13/20	Tampa Bay	Interception Return	36

MORE TITANS CORNERBACKS

39 - CB BREON BORDERS

6-0, 189, 3rd Year, Duke

➤ Signed by the Titans to the team's practice squad during Week 3 of 2020 and promoted to the 53-man roster on Nov. 7.


➤ Originally signed with the Oakland Raiders as an undrafted free agent following the 2017 NFL Draft. Has also spent time with the Buffalo Bills, Houston Texans, Jacksonville Jaguars, Washington Football Team, Pittsburgh Steelers and Miami Dolphins.

➤ In 2020, Borders appeared in six games with five starts before finishing the season on injured reserve. He totaled 27 tackles, one interception, six passes defended and one tackle for loss.

➤ In 2019, saw action in 12 games with one start, including 11 contests and one start for Jacksonville and one game for Washington. Recorded seven tackles and one fumble recovery.

➤ In 2018, played in one game for Jacksonville.

➤ A three-year starter for Duke, Borders played in 49 games with 35 starts over four seasons (2013-16). He finished his career ranked third in passes defended (46) and tied for sixth in interceptions (12) in program history.



35 - DB CHRIS JACKSON**5-10, 193, 2nd Year, Marshall**


- The Tallahassee, Fla., native was selected by the Titans in the seventh round (243rd overall) of the 2020 NFL Draft.
- In 2020, he appeared in 11 games with three starts as a rookie. He totaled 21 tackles, one tackle for loss, one pass defended and three special teams stops.
- Jackson started and registered a tackle in his NFL debut on Monday Night Football at Denver on Sept. 14, 2020. He became the franchise's first rookie drafted in the seventh round or later to start a Week 1 game since Sept. 10, 1989, when Oilers ninth-round rookie tight end Bob Mrosko started at Minnesota.
- During a four-year career at Marshall, he started 48 games and posted 189 tackles, 6.5 tackles for loss, two sacks, seven interceptions with one returned for a touchdown, 45 passes defended and two fumble recoveries with one returned for a score for the Thundering Herd.
- Jackson's 45 passes defended rank first in Marshall history and his 48 career starts rank 14th in program history. He earned all-conference recognition in all four of his collegiate seasons.
- Jackson earned all-Conference USA recognition each year of his collegiate career, including first-team all-conference as a senior in 2019 after recording a team-high 11 passes defended.

2021 Game Notes:

- **At Seattle (9/19)**, tied his career high with six tackles.

24 - CB ELIJAH MOLDEN**5-10, 192, Rookie, Washington**

- The Titans selected Elijah Molden in the third round (100th overall) of the 2021 NFL Draft.
 - Molden totaled 153 tackles, five interceptions, 25 passes defended, four forced fumbles and two fumble recoveries in 44 games at the University of Washington.
 - In 2020, Washington's football season was limited to four games due to the COVID-19 pandemic. Molden started all four contests and finished third on the squad with 26 tackles to go with one interception and two passes defended.
 - In 2019, Molden set career highs with a team-high 79 tackles, four interceptions and three forced fumbles with the Huskies.
 - He earned first team All-Pac-12 honors on defense as a junior and senior and was named second team All-Pac-12 as an all-purpose/special teams player as a sophomore.
 - He is a native of West Linn, Oregon.
- 2021 Game Notes:**
- **Against Arizona (9/12)**, registered two tackles in his NFL debut.



TITANS SAFETIES

No.	Name	Ht	Wt	Exp	College
33	Breeze, Brady (IR)	6-0	197	R	Oregon
31	Byard, Kevin	5-11	212	6	Middle Tennessee St.
29	Cruikshank, Dane	6-1	209	4	Arizona
21	Farley, Matthias	5-11	209	6	Notre Dame
37	Hooker, Amani (IR)	5-11	210	3	Iowa

#31 • S KEVIN BYARD

5-11, 212, 6th Year, Middle Tennessee State[Click for complete bio](#)

Safety **Kevin Byard** is in his sixth NFL season in 2021. He was selected by the Titans in the third round (64th overall) of the 2016 NFL Draft.

Byard did not miss a game in his first five seasons in the NFL, totaling 80 games in the regular season and six postseason games. At the conclusion of 2020, his 71 consecutive starts in the regular season was the leading current streak among all Titans players and ranked second to **Malcolm Jenkins** (119) among active NFL safeties.

Over a four-year period from 2017 through 2020, he ranked second in the NFL with 18 interceptions. Only Miami's **Xavien Howard** (22) had more in that period.

In 2020, Byard was a defensive team captain for the second consecutive season and the team's Walter Payton NFL Man of the Year nominee. His 111 tackles led the team and established a career high. Additionally, he registered one interception, seven passes defended, two quarterback pressures, one tackle for loss and one forced fumble. In one playoff game he produced five tackles, one pass defended and a quarterback pressure.

From 2017 through 2019, no NFL player had more interceptions than Byard, who had 17. His 2019 totals included a team-leading five interceptions, 10 passes defended, 91 tackles, one quarterback pressure and two tackles for loss. In three postseason games, he added 20 tackles and one interception.

In 2018, Byard finished with a team-leading four interceptions, 10 passes defended, 96 tackles and two sacks. He also completed a touchdown pass on a memorable fake punt to help defeat the Houston Texans (Sept. 16).

Byard experienced a breakthrough second-year season in 2017. He was named to the Pro Bowl and earned first-team Associated Press All-Pro honors after tying Detroit's **Darius Slay** for the NFL lead with eight interceptions. He added a pair of fumble recoveries to pace the league with 10 total takeaways.

As a rookie in 2016, Byard played in every game, starting the final seven contests at free safety. His 63 tackles were the most by a Titans rookie safety since **Tank Williams'** 69 tackles in 2002. He also ranked second on the squad with 10 special teams tackles.

During a four-year career at Middle Tennessee State University, he appeared in 49 games and notched 46 starts at safety while becoming one of the most prolific defenders in school history. He set school records with 19 career interceptions, 377 interception return yards and four interception returns for touchdowns, and he finished sixth in MTSU history with 312 career tackles. In total, he had a hand in 25 turnovers (19 interceptions, five forced fumbles and one fumble recovery) during his career and added 17 career passes defended and five tackles for loss. He was twice named first-team All-Conference USA.

As a senior in 2015, Byard appeared in 12 games with nine starts as a permanent team captain and was named first-team All-Conference USA for the second consecutive year. He ranked fourth on the team with 66 tackles and led the squad with four interceptions and six additional pass breakups.

The Lithonia, Ga., native set a career high in college with six interceptions as a junior and forced two fumbles the same season.

2021 Game Notes:

- **Against Arizona (9/12)**, intercepted a Kyler Murray pass and returned the ball 12 yards in the third quarter. The takeaway led to a Titans touchdown on the ensuing possession. It was his 19th career interception, which tied Keith Bulluck (19) and Miller Farr (19) for 15th place on the franchise's career interception list.
- **At Seattle (9/19)**, totaled three tackles.
- **Against Indianapolis (9/26)**, totaled five tackles and a pass defended.

Byard's Career Regular Season Statistics:

Year	GP	GS	Tackle	Sack	QBP	TFL	Int	PD	FF	FR
2016	16	7	63	1.0	3	5	0	4	0	0
2017	16	16	87	0.0	3	4	8	18	0	2
2018	16	16	96	2.0	4	0	4	10	0	0
2019	16	16	91	0.0	1	2	5	10	0	0
2020	16	16	111	0.0	2	1	1	7	1	0
2021	3	3	10	0.0	1	0	1	2	0	0
Totals	83	74	458	3.0	14	12	19	51	1	2

Byard's Career Postseason Statistics:

Year	GP	GS	Tackle	Sack	QBP	TFL	Int	PD	FF	FR
2017	2	2	16	0.0	0	0	0	0	0	0
2019	3	3	20	0.0	0	0	1	1	0	0
2020	1	1	5	0.0	1	0	0	1	0	0
Totals	6	6	41	0.0	1	0	1	2	0	0

Byard's Regular Season Single-Game Highs:

- Tackles** - 16 vs. Washington (12/22/18)
- Sacks** - 1 (Three times, last at N.Y. Giants, 12/16/18)
- Tackles For Loss** - 2 (Twice, last at Miami, 10/8/17)
- Interceptions** - 3 at Cleveland (10/22/17)
- Passes Defensed** - 3 (Twice, vs. Baltimore, 11/5/17)
- Forced Fumbles** - 1 at Denver (9/14/20)

Byard's Playoff Single-Game Highs:

- Tackles** - 11 at Baltimore (1/11/20)
- Interceptions** - 1 at Baltimore (1/11/20)

MOST INTERCEPTIONS FROM 2017-2021

Since the beginning of the 2017 campaign, Titans safety **Kevin Byard** is tied for second in the NFL with 19 interceptions.

Most interceptions from 2017-2021:

Player	Interceptions
1. Xavien Howard	23
2. Kevin Byard	19
J.C. Jackson	19
4. Marcus Peters	17
5. Tyrann Mathieu	16
Harrison Smith	16
7. Tre'Davious White	15
Justin Simmons	15
9. Marcus Williams	14
Quandre Diggs	14
Jordan Poyer	14
Darius Slay	14

CONSECUTIVE STARTS, ACTIVE SAFETIES

Titans safety **Kevin Byard** has never missed a game in his NFL career and has started every game since the 10th game of his rookie season in 2016.

Among all current safeties, Byard's active consecutive starting streak ranks second in the NFL behind only **Malcolm Jenkins**.

Longest current starting streak among active NFL safeties:

Player	Team (2020)	Active Consecutive Starting Streak
1. Malcolm Jenkins	New Orleans Saints	122
2. Kevin Byard	Tennessee Titans	74
3. Jordan Poyer	Buffalo Bills	60
4. Adrian Amos	Green Bay Packers	53
5. Jessie Bates	Cincinnati Bengals	51
Justin Simmons	Denver Broncos	51

INTERCEPTIONS IN FIRST FOUR SEASONS

Titans safety **Kevin Byard** totaled 17 interceptions from the time he entered the NFL in 2016 as a third-round draft pick through 2019. Since the 1970 NFL-AFL merger, his total ranked second among all franchise players in their first four seasons.

Most interceptions in a Titans/Oilers player's first four seasons, 1970-2019:

Player (Position)	First Four Seasons	Interceptions
1. Mike Reinfeldt (S)	1976-1979	19
2. Kevin Byard (S)	2016-2019	17
3. Andre Dyson (CB)	2001-2004	16
4. Michael Griffin (S)	2007-2010	15
5. Cris Dishman (CB)	1988-1991	14
Samari Rolle (CB)	1998-2001	14

Among all active NFL players in 2019, only two had more interceptions than Byard in their first four NFL seasons: **Richard Sherman** and **Marcus Peters**.

Active NFL players with the most interceptions their first four NFL seasons (through 2019):

Player (Position)	First Four Seasons	Interceptions
1. Richard Sherman (CB)	2011-2014	24
2. Marcus Peters (CB)	2015-2018	22
3. Kevin Byard (S)	2016-2019	17
Aqib Talib (CB)	2008-2011	17
5. Devin McCourty (S)	2010-2013	15
Earl Thomas (S)	2010-2013	15
Patrick Peterson (CB)	2011-2014	15
Trumaine Johnson (CB)	2012-2015	15

2019 NFL INTERCEPTION LEADERS

Titans safety **Kevin Byard** tied for fourth place in the NFL with five interceptions in 2019.

Most interceptions in 2019:

Player	Interceptions
1. Stephon Gilmore	6
Anthony Harris	6
Tre'Davious White	6
4. Kevin Byard	5
J.C. Jackson	5
Devin McCourty	5
Janoris Jenkins	5
Marcus Peters	5
Minkah Fitzpatrick	5
Darius Leonard	5
Kevin King	5
Joe Haden	5



SEASON INTERCEPTIONS, TEAM HISTORY

Kevin Byard recorded a team-high eight interceptions in 2017. His total tied for seventh in franchise history and was the highest by any franchise player since Oilers cornerback **Rishard Johnson** picked off eight passes in 1990.

Most interceptions in a season, franchise history:

Player	Season	Position	Interceptions
1. Mike Reinfeldt	1979	S	12
Fred Glick	1963	S	12
3. Miller Farr	1967	CB	10
4. Ken Houston	1971	S	9
W.K. Hicks	1965	CB	9
Jim Norton	1961	S	9
7. Kevin Byard	2017	S	8
Richard Johnson	1990	CB	8
Pete Jaquess	1964	CB	8
Jim Norton	1962	S	8
Tony Banfield	1961	CB	8

2017 NFL LEADERS

Titans safety **Kevin Byard** tied for the NFL lead with eight interceptions in 2017, his second NFL season. He shared the top of the leaderboard with Detroit Lions cornerback **Darius Slay**.

Most interceptions in 2017:

Player	Team	Position	Interceptions
1. Kevin Byard	Tennessee	S	8
Darius Slay	Detroit	CB	8
3. Eric Weddle	Baltimore	S	6
A.J. Bouye	Jacksonville	CB	6
5. (five tied)			5

Additionally, Byard recorded two fumble recoveries on defense. His 10 total defensive takeaways were the most in the NFL.

Slay ranked second with nine takeaways, while Kansas City cornerback **Marcus Peters** tied Baltimore safety **Eric Weddle** for third place with seven takeaways.

Most total defensive takeaways in 2017:

Player	Team	Interceptions	Def. Fumble Recoveries	Total Takeaways
1. Kevin Byard	Ten	8	2	10
2. Darius Slay	Det	8	1	9
3. Marcus Peters	KC	5	2	7
Eric Weddle	Bal	6	1	7
5. (four tied)				6

INTERCEPTIONS IN A GAME, TEAM HISTORY

With three interceptions at Cleveland on Oct. 22, 2017, safety **Kevin Byard** tied a franchise record and became the ninth player in franchise history to record three interceptions in a regular season game.

Byard became the first NFL player in 2017 to record three interceptions in a game and the first NFL player to do so since Philadelphia Eagles safety **Kurt Coleman** at Washington on Oct. 16, 2011. He was the first Titans player to record three interceptions in a game since linebacker **Keith Bulluck** accomplished the feat at New Orleans on Monday night, Sept. 24, 2007.

Most interceptions in a game, franchise history:

Player (Pos)	Date	Opp	Int	Yds	Avg	TD
1. Kevin Byard (S)	10/22/17	Cle	3	60	20.0	0
Keith Bulluck (LB)	9/24/07	NO	3	51	17.0	0
Samari Rolle (CB)	12/26/99	Jac	3	66	22.0	0
Marcus Robertson (S)	11/21/93	Cle	3	69	23.0	0
Willie Alexander (CB)	11/14/71	Oak	3	40	13.3	0
Ken Houston (S)	10/24/71	Pit	3	28	9.3	0
Miller Farr (CB)	10/15/67	NYJ	3	128	42.7	1
W.K. Hicks (CB)	10/31/65	Buf	3	50	16.7	0
Jim Norton (S)	12/2/62	Den	3	22	7.3	0

PLAYERS WITH INTERCEPTION & TD PASS

In a victory over the Houston Texans on Sept. 16, 2018, **Kevin Byard** completed a 66-yard touchdown pass to defensive back **Dane Cruikshank**.

Byard became the first defensive player in franchise history to record a touchdown pass, while Cruikshank became the first defensive player in team annals to record a touchdown reception. Additionally, Byard's touchdown pass was the longest by a defensive player in the Super Bowl era. The previous long was held by Los Angeles Rams defensive back **Ed Meador**, who had an 18-yard touchdown pass at Atlanta on Nov. 19, 1967.

Byard, who tied for the NFL lead in 2017 with eight interceptions, also became only the fifth player in the Super Bowl era to throw at least one touchdown pass and record at least one career interception.

NFL players in the Super Bowl era with at least one career interception and one career touchdown pass (1966 through 2018):

Player	NFL Seasons	Career Pass TDs	Career Interceptions
Kevin Byard	2016–2018	1	12
Randy Moss	1998–2012	2	1
Tom Myers	1972–1981	1	36
Eddie Meador	1966*–1970	1	26
Paul Krause	1966*–1979	1	63

* Meador played from 1959–1970; Krause played from 1964–1979

FIVE INTERCEPTIONS IN TWO GAMES

On Oct. 22, 2017 at Cleveland, Titans safety **Kevin Byard** registered three interceptions. The following game, on Nov. 5, 2017 against Baltimore, Byard tallied two interceptions to become the first player in franchise history to record five interceptions in a two-game span.

Prior to Byard, the last NFL player to accomplish the feat was Washington Redskins cornerback **DeAngelo Hall** in 2010. On Oct. 24, 2010, Hall intercepted four passes at Chicago, and seven days later at Detroit, Hall picked off another pass.

Byard became only the fifth player since the 1970 AFL-NFL merger with five interceptions over two games. In addition to Byard and Hall, the others were Patriots cornerback **Mike Haynes** in 1976, Packers cornerback **Willie Buchanon** in 1978 and Chiefs cornerback **Albert Lewis** in 1985.

Most interceptions in a two-game span, 1970–2017:

Player	Team	Season	Interceptions in Two Games
1. Kevin Byard	Ten	2017	5
DeAngelo Hall	Was	2010	5
Albert Lewis	KC	1985	5
Willie Buchanon	GB	1978	5
Mike Haynes	NE	1976	5



#37 • S AMANI HOOKER**5-11, 210, 3rd Year, Iowa**[Click for complete bio](#)

Safety **Amani Hooker** is in his third NFL season in 2021. He was selected by the Titans in the fourth round (116th overall) of the 2019 NFL Draft.

In 2020, Hooker played 16 games with three starts. He tied **Malcolm Butler** for the team lead with four interceptions and ranked fourth on the team with seven special teams tackles. Additionally, he totaled one tackle for loss and eight passes defended. He also appeared in one postseason contest.

As a rookie in 2019, Hooker played as a reserve safety in all 16 games and collected 13 tackles while ranking third on the team with eight special teams tackles.

During a three-year career at Iowa, Hooker played in 36 games with 19 starts and totaled 125 tackles, six interceptions, a sack, 3.5 tackles for loss and nine passes defended. He declared for the NFL Draft following his junior campaign.

Hooker is a native of Minneapolis, Minn.

2021 Game Notes:

- **Against Arizona (9/12)**, caught a six-yard pass from Matthias Farley on a fake punt to convert a fourth-and-four in the first quarter. He also tied for second on the squad with six tackles before leaving the game late in the second quarter.
- Placed on injured reserve on Sept. 15.

Hooker's Career Regular Season Statistics:

Year	GP	GS	Tackle	Sack	QBP	TFL	Int	PD	FF	FR
2019	16	0	13	0.0	0	0	0	0	0	0
2020	16	3	44	0.0	0	1	4	8	0	0
2021	1	1	6	0.0	0	0	0	0	0	0
Totals	33	4	63	0.0	0	1	4	8	0	0

Hooker's Career Postseason Statistics:

Year	GP	GS	Tackle	Sack	QBP	TFL	Int	PD	FF	FR
2019	3	0	3	0.0	0	0	0	0	0	0
2020	1	0	0	0.0	0	0	0	0	0	0
Totals	4	0	3	0.0	0	0	0	0	0	0

Hooker's Regular Season Single-Game Highs:

Tackles - 7 (Three times, last vs. Detroit, 12/20/20)

Interceptions - 1 (Four times, last at Houston, 1/3/21)

Passes Defended - 2 (Twice, last at Baltimore, 11/22/20)

Hooker's Playoff Single-Game Highs:

Tackles - 2 at New England (1/4/20)

**29 - DB DANE CRUIKSHANK****6-1, 209, 4th Year, Arizona**

➤ The Chino Hills, Calif., native was selected by the Titans in the fifth round (152nd overall) of the 2018 NFL Draft.

➤ In 2020, he was limited to two games due to two separate stints on injured reserve. He totaled one interception and one special teams tackle.

➤ From 2018-19, Cruikshank tallied 18 special teams tackles which ranked second on the squad.

➤ In 2019, Cruikshank totaled a career-high 10 special teams tackles, which ranked second on the team, and blocked one extra point and one field goal. He saw action as a reserve in all 16 games and all three postseason contests. He tied for the team lead in special teams tackles four times in 2019.

➤ In 2018, he scored his first career touchdown with a 66-yard reception on a fake punt against Houston (9/16) and was named AFC Special Teams Player of the Week.

➤ During a two-year career at Arizona (2016-2017), he started all 25 games at 'spur' safety and cornerback. Cruikshank recorded 135 tackles, 1.5 sacks, seven tackles for loss, 17 passes defended, one forced fumble and intercepted five passes for 68 yards.

2021 Game Notes:

- **At Seattle (9/19)**, totaled three tackles.
- **Against Indianapolis (9/26)**, registered his first career start at safety and set a career high with six tackles.

21 - S MATTHIAS FARLEY**5-11, 209, 6th Year, Notre Dame**

➤ The Titans signed Matthias Farley as an unrestricted free agent during the 2021 offseason.

➤ Farley amassed 132 tackles, three interceptions, 14 passes defended, two forced fumbles and a fumble recovery, while adding 27 tackles on special teams in his first five NFL seasons (2016-20) with the Indianapolis Colts and N.Y. Jets.



➤ In 2020, Farley was named a team captain for the Jets and led the team with seven special teams tackles.

➤ In 2017, Farley started 15 games at safety for the Colts and posted a career-high 95 tackles to go along with two interceptions, seven passes defended, a forced fumble and a fumble recovery.

➤ The Charlotte N.C., native played in 52 games with 26 starts in four seasons at Notre Dame and recorded 192 tackles, 9.5 tackles for loss, 3.5 sacks, eight interceptions, 13 passes defended and a forced fumble. Collected 40 or more tackles in all four years with the Fighting Irish.

2021 Game Notes:

- **Against Arizona (9/12)**, made his Titans debut and completed a six-yard pass to Amani Hooker on a fake punt to convert a fourth-and-four in the first quarter.

**MORE TITANS SAFETIES****33 - S BRADY BREEZE****6-0, 197, Rookie, Oregon**

➤ The Titans selected Brady Breeze in the sixth round (215th overall) of the 2021 NFL Draft.

➤ The Lake Oswego, Ore., native totaled 95 tackles, three interceptions, eight passes defended, one forced fumble and one fumble recovery over three seasons (2017-19) at Oregon.

➤ In his final season at Oregon in 2019, he was named the 2020 Rose Bowl Defensive MVP. He tied for the most defensive touchdowns in the nation with three, and was one of eight FBS players since 2000 with two fumble returns for a touchdown and a pick-six in the same season.

2021 Notes:

- Placed on injured reserve on Sept. 3, 2021.





TITANS SPECIALISTS

PUNTERS

No.	Name	Ht	Wt	Exp	College
6	Kern, Brett	6-2	214	14	Toledo

KICKERS

No.	Name	Ht	Wt	Exp	College
14	Bullock, Randy	5-9	210	10	Texas A&M
4	Ficken, Sam (IR)	6-1	192	3	Penn State

LONG SNAPPERS

No.	Name	Ht	Wt	Exp	College
46	Cox, Morgan	6-4	233	12	Tennessee

#46 • LS MORGAN COX

6-4, 233, 12th Year, Tennessee

[Click for complete bio](#)

Long snapper **Morgan Cox** is in his 12th NFL season and his first campaign with the Titans in 2021. He was signed by the Titans as an unrestricted free agent on March 19, 2021.

In his first 11 seasons, Cox appeared in 165 regular season games for the Baltimore Ravens, serving as the team's primary long snapper after entering the NFL as an undrafted free agent in 2010. He was selected to four Pro Bowls and was a part of five playoff teams in Baltimore, totaling 10 postseason games played.

In 2020, he earned his fourth career Pro Bowl selection. He helped kicker Justin Tucker record his fifth consecutive season with at least 130 points, tying the NFL record of consecutive seasons with 130-plus points. Tucker connected on 26 of 29 field goals (89.7 percent) and was 52 of 53 on extra points (98.1 percent). Cox also snapped on all 51 of Sam Koch's 51 punts, as Koch was the NFL's only punter to place at least 20 punts (22) inside in the 20-yard line and have no more than one touchback.

A native of Collierville, Tenn., Cox played 38 games in three seasons (2007-09) as the primary long snapper at the University of Tennessee.



Cox's Career Regular Season Statistics:

Year	Team	GP	GS	SpT Tackles
2010	Bal	15	0	1
2011	Bal	16	0	0
2012	Bal	16	0	2
2013	Bal	16	0	2
2014	Bal	7	0	0
2015	Bal	16	0	0
2016	Bal	16	0	2
2017	Bal	16	0	1
2018	Bal	16	0	1
2019	Bal	16	0	0
2020	Bal	15	0	2
2021	Ten	3	0	0
NFL Totals		168	0	11

Cox's Career Postseason Statistics:

Year	Team	GP	GS	SpT Tackles
2011	Bal	2	0	0
2012	Bal	4	0	0
2018	Bal	1	0	0
2019	Bal	1	0	0
2020	Bal	2	0	0
Playoff Totals		10	0	0

#14 • K RANDY BULLOCK

5-9, 210, 10th Year, Texas A&M

[Click for complete bio](#)



Kicker **Randy Bullock** is in his 10th NFL season and his first campaign with the Titans in 2021. He was added to the practice squad on Sept. 11, 2021 and promoted to the 53-man roster four days later.

Prior to joining the Titans, Bullock appeared in 107 games over nine seasons with the Houston Texans (2012-15), New York Jets (2015), New York Giants (2016), Pittsburgh Steelers (2016 and Cincinnati Bengals (2016-20). He also had a stint with the Detroit Lions during the 2021 offseason.

Through his first nine seasons, he connected on 168 of 202 field goal attempts (83.2 percent) and 215 of 225 extra points (95.6 percent).

In 2020, he played in 12 games for the Bengals and made 21 of 26 field goal attempts and 24 of 25 extra point attempts.

In 2017, he registered a career-best rate of 90 percent on field goals (18 of 20) and also was 31 of 33 on extra point chances.

In four seasons at Texas A&M (2008-11), he set school records for total points (365), field goals (63) and extra points (176). As a senior in 2011, he was named first-team All-American and won the Lou Groza Award for college football's best placekicker.

2021 Game Notes:

- **At Seattle (9/19)**, in his Titans debut, made four of his five field goal attempts, including the game-winning field goal in overtime. He was good from 33, 30, 24 and 36 yards, the latter of which gave the Titans a 33-30 win. It was his fifth career game-winning field goal. He notched his fifth career game with at least four field goals.
- **Against Indianapolis (9/26)**, booted a 32-yard field goal in the fourth quarter and made both extra points during the game.

Bullock's Career Regular Season Statistics:

Year	Team	GP	FGM	FGA	Pct	Lg	XPM	XPA	Pts
2013	Hou	16	26	35	74.3	51	26	26	104
2014	Hou	16	30	35	85.7	55	40	40	130
2015	Hou/NYJ	11	19	23	82.6	49	22	25	79
2016	NYG/Pit/Cin	5	8	9	88.9	44	9	10	33
2017	Cin	15	18	20	90.0	51	31	33	85
2018	Cin	16	19	23	82.6	51	39	41	96
2019	Cin	16	27	31	87.1	57	24	25	105
2020	Cin	12	21	26	80.8	55	24	25	87
2021	Ten	2	5	6	83.3	36	5	5	20
NFL Totals		109	173	208	83.2	57	220	230	739

Bullock's Regular Season Single-Game Highs:

Field Goals Made - 6 vs. Baltimore (12/21/14)
Field Goal Attempts - 6 vs. Baltimore (12/21/14)
Longest Field Goal - 57 at Miami (12/22/19)
PATs Made - 6 vs. Tennessee (11/30/14)
PATs Attempted - 6 vs. Tennessee (11/30/14)
Points - 19 vs. Baltimore (12/21/14)



#6 • P BRETT KERN

6-2, 214, 14th Year, Toledo

[Click for complete bio](#)

Punter **Brett Kern** is in his 14th NFL season and his 12th full campaign with the Titans in 2021. The three-time Pro Bowl selection was claimed off waivers by the Titans during the 2009 season.

During his time in Tennessee, Kern has placed his name at the top of most of the franchise's leaderboards at his position. He passed **Craig Hentrich** (861 punts) in 2020 as the organization's all-time leading punter and finished the season with 876 punts in a Titans uniform. He also concluded 2020 as the team's all-time career leader in gross punting average (45.9 yards), net punting average (40.8) and punts placed inside the 20 (355). Kern owns the top eight net punting seasons in franchise history and six of the team's top eight gross punting seasons.

In 2020, Kern appeared in 13 games, missing three contests on injured reserve. He punted 37 times for a 45.8 gross average and a 41.5-yard net average with 22 punts placed inside the 20. Since the 1991 season, Kern's 59.5 percent of punts placed inside the 20 in 2020 was the best of any player with at least 30 punts in a season.

When Kern was placed on injured reserve during the 2020 season, it ended his consecutive games played streak ended at 199 games, including his career with the Titans and Denver Broncos. At the time, he owned the fourth-longest active consecutive games played streak in the NFL. His streak with the Titans ended at 177 consecutive games played, finishing as the second-longest streak in franchise history behind **Bruce Matthews'** 232 consecutive games from 1987 to 2001.

With 183 career games with the Titans through 2020, Kern ranked fourth in franchise history behind **Bruce Matthews** (296), **Elvin Bethea** (210) and **Brad Hopkins** (194). Kern's total was the most for any player during the franchise's "Titans era" (since 1999).

In 2019, Kern was named to the Pro Bowl for the third consecutive season, and he earned first-team Associated Press All-Pro honors for the first time in his career. His 37 punts inside the 20 led the NFL, and his 43.1-yard net average ranked second in team history.

In 2018, his 47.1-yard gross average ranked fifth in team history, and his 41.7-yard net average ranked second in team annals. He set a franchise record and recorded a career high with 39 of his 74 punts inside the 20-yard line. He finished the season with a career-long streak of 16 consecutive punts placed inside the 20, including every punt in the final three games of the season.

In 2017, Kern had arguably one of the best seasons by a punter in NFL history and was named to his first career Pro Bowl in addition to earning second-team Associated Press All-Pro honors. He punted 75 times for 3,728 yards with 28 punts placed inside the 20-yard line. His 44.6-yard net average broke his own team record and finished second in NFL history behind only **Johnny Hekker's** 46.0-yard net average in 2016. Kern's 49.7-yard gross average also broke his team mark and finished eighth in NFL history.

In 2015, Kern continued his annual assault on the team's all-time punting records and accomplished a first-of-its-kind NFL feat, becoming the first punter in league history to record 80 or more punts, a net average of 40 yards, and one or zero touchbacks in a single season. His season totals included 88 punts (tied for fifth place in franchise history), a 47.4-yard gross average (second in franchise history), a 40.3 net average (third in franchise history), a career-high 34 punts inside the 20 (third in franchise history) and only one touchback (career low).

In 2014, Kern launched a career-high 88 total punts for a gross average of 46.8 yards and a net average of 40.8 yards, which broke his own single-season team record (40.4-yard net average in 2012).

Kern produced one of the best punting seasons in team history in 2012. He set then-franchise records with a gross punting average of 47.6 yards and a net punting average of 40.4 yards (he later broke both marks).

Kern was claimed by the Titans off waivers from the Denver Broncos on Oct. 27, 2009. He spent the entire 2008 season and the first six games of 2009 campaign in Denver, totaling 73 punts and a 46.5-yard average in 22 games with the Broncos.

In 2008, Kern ranked fifth in the league with a 46.7-yard punting average that marked the third-best season total by a Bronco in club history. At the time, his punting average was the best in NFL history by a rookie. He was named to the All-Rookie team by Pro Football Weekly/PFWA and The *Sporting News*.

The Grand Island, N.Y., native was originally signed by the Broncos as a rookie free agent on April 28, 2008, following four seasons at the University of Toledo.

2021 Game Notes:

- **Against Arizona (9/12)**, punted three times for a 50.3-yard gross average and a 42.3-yard net average. His first game of 2021 marked the beginning of his 13th season with the Titans. It put him in a tie with Brad Hopkins (13) for third place in franchise history for most seasons played behind only Bruce Matthews (19) and Elvin Bethea (16).
- **At Seattle (9/19)**, averaged 47.0 gross yards (47.0 net) on two punts with one punt placed inside the 20.
- **Against Indianapolis (9/26)**, recorded one punt for 42 yards.

Kern's Career Regular Season Statistics:

Year	Team	GP	No	Blk	Yds	Avg	Lg	TB	In20	Net
2008	Den	16	46	0	2,150	46.7	64	4	13	37.8
2009	Den/Ten	16	64	0	2,910	45.5	67	10	27	38.5
2010	Ten	16	77	0	3,302	42.9	68	4	24	39.1
2011	Ten	16	86	0	3,747	43.6	64	7	31	39.4
2012	Ten	16	81	2	3,855	47.6	71	5	30	40.4
2013	Ten	16	78	1	3,386	43.4	63	2	32	39.7
2014	Ten	16	88	1	4,118	46.8	79	7	28	40.8
2015	Ten	16	88	0	4,175	47.4	61	1	34	40.3
2016	Ten	16	77	0	3,402	44.2	71	4	32	38.6
2017	Ten	16	75	0	3,728	49.7	74	5	28	44.6
2018	Ten	16	74	1	3,483	47.1	62	3	39	41.7
2019	Ten	16	78	0	3,672	47.1	70	2	37	43.1
2020	Ten	13	37	0	1,695	45.8	66	3	22	41.5
2021	Ten	3	6	0	287	47.8	59	0	1	43.8
Totals		208	955	5	43,910	46.0	79	57	378	40.5

Kern's Career Postseason Statistics:

Year	Team	GP	No	Blk	Yds	Avg	Lg	TB	In20	Net
2017	Ten	2	10	0	447	44.7	62	0	4	41.2
2019	Ten	3	15	0	729	48.6	63	4	6	41.3
2020	Ten	1	5	0	228	45.6	53	0	4	45.6
Totals		6	30	0	1,404	46.8	63	4	14	42.0

Kern's Regular Season Single-Game Highs:

Punts - 10 (Twice, last at Miami, 10/8/17)
Gross Avg. - 60.5 vs. Pittsburgh (10/25/20)
Net Avg. - 50.2 at Miami (10/8/17)
Long Punt - 79 vs. Indianapolis (12/28/14)
In20 - 8 at Denver (10/14/19)

Kern's Playoff Single-Game Highs:

Punts - 6 (Twice, last at Baltimore, 1/11/20)
Gross Avg. - 52.5 at Baltimore (1/11/20)
Net Avg. - 45.6 (five punts) vs. Baltimore (1/10/21)
Long Punt - 63 at Baltimore (1/11/20)
In20 - 4 (Twice, last vs. Baltimore, 1/10/21)



FRANCHISE CAREER PUNTING LEADERS

On Nov. 30, 2020, **Brett Kern** passed **Craig Hentrich** (861 punts with the Titans) for first place on the franchise's all-time punting list. Kern also is the all-time career leader in Titans/Oilers history in both gross punting average and net punting average.

Most career punts, franchise history:

Player	Years	Punts
1. Brett Kern	2009-2021	882
2. Craig Hentrich	1998-2009	861
3. Jim Norton	1960-1968	522

Highest career gross punting average, franchise history (minimum 250 punts):

Player	Years	Gross Avg.
1. Brett Kern	2009-2021	45.9
2. Greg Montgomery	1988-1993	43.6
3. Craig Hentrich	1998-2009	42.9
4. Jim Norton	1960-1968	42.1
5. Cliff Parsley	1977-1982	39.8
6. Dan Pastorini	1971-1979	39.7

Highest career net punting average, franchise history (since 1976, minimum 250 punts):

Player	Years	Net Avg.
1. Brett Kern	2009-2021	40.8
2. Craig Hentrich	1998-2009	37.2
3. Greg Montgomery	1988-1993	36.6
4. Cliff Parsley	1977-1982	32.3

PCT. INSIDE THE 20 IN A SEASON SINCE 1991

Over a 30-season span from 1991 through 2020, no player with at least 30 punts in a season put a higher percentage of their punts inside the 20 than Titans punter **Brett Kern** in 2020. Twenty-two of Kern's 37 punts were placed inside the 20 for a rate of 59.5 percent.

Highest percentage of punts in a season placed inside the 20 from 1991 to 2020 (minimum 30 punts):

Player	Team	Season	Total Punts	Inside the 20	Pct. Inside the 20
1. Brett Kern	Tennessee	2020	37	22	59.5
2. Jake Bailey	New England	2020	55	31	56.4
3. Dustin Colquitt	Kansas City	2012	83	45	54.2
4. Andy Lee	San Francisco	2012	67	36	53.7
5. Mike Scifres	San Diego	2013	56	30	53.6
6. Bryan Anger	Houston	2019	45	24	53.3
7. Bryan Anger	Tampa Bay	2016	70	37	52.9
8. Mat McBriar	Dallas	2009	72	38	52.8
9. Brett Kern	Tennessee	2018	74	39	52.7
10. Sam Koch	Baltimore	2019	40	21	52.5

MOST GAMES PLAYED, TEAM HISTORY

Titans punter **Brett Kern** currently ranks fourth in franchise history in career games. He trails only **Bruce Matthews** (296), **Elvin Bethea** (210) and **Brad Hopkins** (194).

Most games played, franchise history (regular season):

Player	Position	Years	Games
1. Bruce Matthews	OL	1983-2001	296
2. Elvin Bethea	DE	1968-1983	210
3. Brad Hopkins	T	1993-2005	194
4. Brett Kern	P	2009-2021	186
5. Craig Hentrich	P	1998-2009	177
6. Gregg Bingham	LB	1973-1984	173
7. Ray Childress	DL	1985-1995	160
8. Mike Munchak	G	1982-1993	159
9. Keith Bulluck	LB	2000-2009	157
10. Benji Olson	G	1998-2007	152

2019 NFL PUNTING LEADERS

Titans punter **Brett Kern** ranks near the top of the NFL in gross punting average and net punting average in 2019.

He also is at the top of the NFL in total punts placed inside the 20.

Highest gross punting average in 2019:

Player	Team	Gross Average
1. Tress Way	Washington Redskins	49.6
2. Andy Lee	Arizona Cardinals	47.8
3. Johnny Hekker	Los Angeles Rams	47.4
4. Brett Kern	Tennessee Titans	47.1
5. Ty Long	Los Angeles Chargers	47.0
6. Logan Cooke	Jacksonville Jaguars	46.8
7. Bryan Anger	Houston Texans	46.5
8. Cameron Johnston	Philadelphia Eagles	46.4
9. Jamie Gillan	Cleveland Browns	46.2
Thomas Morstead	New Orleans Saints	46.2

Highest net punting average in 2019:

Player	Team	Net Average
1. Logan Cooke	Jacksonville Jaguars	44.5
Bryan Anger	Houston Texans	44.5
3. Tress Way	Washington Redskins	44.1
4. Brett Kern	Tennessee Titans	43.1
Thomas Morstead	New Orleans Saints	43.1
6. Britton Colquitt	Minnesota Vikings	42.6
7. Johnny Hekker	Los Angeles Rams	42.4
8. Cameron Johnston	Philadelphia Eagles	42.3
Riley Dixon	New York Giants	42.3
10. Kevin Huber	Cincinnati Bengals	42.1

Most punts placed inside the 20 in 2019:

Player	Team	Inside the 20
1. Brett Kern	Tennessee Titans	37
2. Jake Bailey	New England Patriots	36
3. Michael Dickson	Seattle Seahawks	34
Corey Bojorquez	Buffalo Bills	34
5. A.J. Cole	Oakland Raiders	33
6. Sam Martin	Detroit Lions	31
7. Kevin Huber	Cincinnati Bengals	30
Tress Way	Washington Redskins	30
9. Colby Wadman	Denver Broncos	29
Thomas Morstead	New Orleans Saints	29
J.K. Scott	Green Bay Packers	29
Riley Dixon	New York Giants	29

PERCENT INSIDE THE 20 IN 2018

Titans punter **Brett Kern** set a franchise record with 39 punts placed inside the opponent's 20-yard line in 2018. He ranked second in the NFL in the category, but he led the NFL for the highest percentage of his punts placed inside the 20 at 52.7 percent (39 of 74).

Kern finished the season with a career-long streak of 16 consecutive punts placed inside the 20, including every punt in the final three games of the season.

His 52.7 percent of punts placed inside the 20 was the highest percentage for the franchise from 1991-2018.

Highest percentage of punts placed inside the 20 in 2018:

Player	Team	Punt	In20	Pct In20
1. Brett Kern	Tennessee	74	39	52.7
2. Tress Way	Washington	79	41	51.9
3. Corey Bojorquez	Buffalo	45	22	48.9
4. Johnny Hekker	L.A. Rams	43	21	48.8
5. Trevor Daniel	Houston	74	36	48.6
6. Dustin Colquitt	Kansas City	45	21	46.7
7. Pat O'Donnell	Chicago	62	28	45.2
8. Sam Koch	Baltimore	60	27	45.0
9. Jordan Berry	Pittsburgh	63	28	44.4
10. Sam Martin	Detroit	74	32	43.2

NET AVERAGE IN A SEASON, TEAM HISTORY

Titans punter **Brett Kern** owns the top eight net punting seasons in franchise history and nine of the team's top 11 net punting seasons.

In 2017, he shattered his own franchise record (40.76 net average in 2014) by averaging 44.56 net yards on 75 punts.

He initially set the club mark for the first time in 2011 with a 39.37-yard net average, eclipsing **Craig Hentrich's** 1998 net average of 39.22 yards.

Highest single-season net punting average, franchise history:

Player	Year	Net Average
1. Brett Kern	2017	44.56
2. Brett Kern	2019	43.12
3. Brett Kern	2018	41.69
4. Brett Kern	2014	40.76
5. Brett Kern	2012	40.36
6. Brett Kern	2015	40.34
7. Brett Kern	2013	39.70
8. Brett Kern	2011	39.37
9. Craig Hentrich	1998	39.22
10. Greg Montgomery	1993	39.13
11. Brett Kern	2010	39.06

SINGLE-SEASON NET AVG, NFL HISTORY

Brett Kern led the NFL with a 44.6-yard net punting average in 2017. His average ranked second in NFL history. The only better single-season net punting average in NFL history was Rams punter **Johnny Hekker's** 46.0-yard net average in 2016.

Highest single-season net punting average, NFL history (through 2018):

Player	Year	Team	Net Average
1. Johnny Hekker	2016	LAR	46.0
2. Brett Kern	2017	Ten	44.6
3. Johnny Hekker	2017	LAR	44.3
4. Johnny Hekker	2013	StL	44.2
5. Sam Martin	2016	Det	44.2
6. Andy Lee	2011	SF	44.0
7. Shane Lechler	2009	Oak	43.9
8. Johnny Hekker	2015	StL	43.7
9. Sam Koch	2014	Bal	43.3
10. (two tied)			43.2

SINGLE-SEASON GROSS AVG, TEAM HISTORY

Brett Kern's 2017 gross punting average (49.71) broke his own franchise record. He initially set the franchise mark in 2012 by surpassing **Craig Hentrich's** 47.22-yard gross average from 1998.

Highest single-season gross punting average, franchise history:

Player	Year	Gross Average
1. Brett Kern	2017	49.71
2. Brett Kern	2012	47.59
3. Brett Kern	2015	47.44
4. Craig Hentrich	1998	47.22
5. Brett Kern	2019	47.08
6. Brett Kern	2018	47.07
7. Greg Montgomery	1992	46.92
8. Brett Kern	2014	46.80
9. Greg Montgomery	1993	45.59
10. Reggie Roby	1996	44.37

SINGLE-SEASON GROSS AVG, NFL HISTORY

Titans punter **Brett Kern** led the NFL with a 49.7-yard gross punting average in 2017. His average ranked eighth in NFL history and was the highest of any player since 2012.

Highest single-season gross punting average, NFL history (through 2018):

Player	Year	Team	Gross Average
1. Sammy Baugh	1940	Was	51.4
2. Shane Lechler	2009	Oak	51.1
3. Andy Lee	2011	SF	50.9
4. Shane Lechler	2011	Oak	50.8
5. Brandon Fields	2012	Mia	50.2
6. Thomas Morstead	2012	NO	50.1
7. Donnie Jones	2008	StL	50.0
8. Brett Kern	2017	Ten	49.7
9. Pat McAfee	2016	Ind	49.3
10. Shane Lechler	2007	Oak	49.1

SINGLE-GAME GROSS AVERAGE, TEAM HISTORY

On Oct. 25, 2020 against Pittsburgh, **Brett Kern** set a new franchise record and a career high with a gross punting average of 60.5 yards (minimum requirement of four punts).

Kern has recorded seven of the franchise's top 11 single-game gross punting averages (minimum four punts).

Highest single-game gross punting average, since 1976 (min. 4 punts):

Player	Date	Opp	Punts	Gross Avg
1. Brett Kern	10/25/20	Pittsburgh	4	60.5
2. Greg Montgomery	12/27/92	Buffalo	5	59.2
3. Greg Montgomery	09/19/93	San Diego	5	57.6
4. Craig Hentrich	11/04/01	Jacksonville	4	57.5
5. Brett Kern	09/24/17	Seattle	6	56.8
6. Brett Kern	11/12/17	Cincinnati	6	56.5
7. Craig Hentrich	11/15/98	Pittsburgh	4	55.3
8. Brett Kern	10/08/17	Miami	10	54.9
9. Brett Kern	12/28/14	Indianapolis	7	54.7
10. Brett Kern	12/20/15	New England	5	54.4
11. Brett Kern	01/03/10	Seattle	4	53.5

SINGLE-GAME NET AVERAGE, TEAM HISTORY

On Oct. 8, 2017 at Miami, **Brett Kern** punted 10 times for 549 yards with no blocks and no touchbacks, averaging 54.9 yards per attempt. The Dolphins returned seven of the punts for 47 total yards. Kern's net punting average of 50.2 set a career high and set the franchise's single-game record, topping **Greg Montgomery's** previous mark of a 49.8-yard net average against the San Diego Chargers on Sept. 19, 1993 (statistic tracked since 1976).

In doing so, Kern became the first NFL player to punt at least 10 times and finish a game with a net punting average of at least 50 yards.

Kern has recorded nine of the franchise's top 12 net punting performances.

Highest single-game net punting average, since 1976 (min. 4 punts):

Player	Date	Opp	Punt	Gross Avg	TB	In20	Net Avg
1. Brett Kern	10/8/17	Mia	10	54.9	0	4	50.2
2. Brett Kern	11/10/19	KC	4	51.0	0	2	49.8
3. Greg Montgomery	9/19/93	SD	5	57.6	1	0	49.8
4. Greg Montgomery	12/27/92	Buf	5	59.2	1	2	49.4
5. Brett Kern	10/6/19	Buf	6	49.7	0	1	49.3
6. Brett Kern	11/25/12	Jax	4	50.3	0	1	49.0
7. Brett Kern	11/9/14	Bal	8	51.8	0	0	48.8
8. Brett Kern	10/26/14	Hou	6	51.7	0	2	48.7
9. Brett Kern	9/16/12	SD	7	51.6	1	3	48.6
10. Craig Hentrich	11/4/01	Jac	4	57.5	0	2	48.5
11. Brett Kern	10/1/17	Hou	5	49.2	0	1	48.4
12. Brett Kern	9/24/17	Sea	6	56.8	1	2	48.2

2017 NFL PUNTING LEADERS

Titans punter **Brett Kern** finished in first place on the 2017 NFL leaderboard in gross punting average and net punting average.

Highest gross punting average in 2017:

Player	Team	Gross Average
1. Brett Kern	Tennessee	49.7
2. Shane Lechler	Houston	49.0
3. Drew Kaser	LA Chargers	48.1
4. Johnny Hekker	LA Rams	47.9
5. Britton Colquitt	Cleveland	47.6
6. Marquette King	Oakland	47.4
7. Andy Lee	Arizona	47.3
8. Thomas Morstead	New Orleans	47.0
Pat O'Donnell	Chicago	47.0
10. Kevin Huber	Cincinnati	46.6

Highest net punting average in 2017:

Player	Team	Net Average
1. Brett Kern	Tennessee	44.6
2. Johnny Hekker	LA Rams	44.3
3. Marquette King	Oakland	42.7
4. Rigoberto Sanchez	Indianapolis	42.6
5. Michael Palardy	Carolina	42.4
6. Thomas Morstead	New Orleans	42.2
7. Justin Vogel	Green Bay	41.6
8. Chris Jones	Dallas	41.4
9. Drew Kaser	LA Chargers	41.3
Shane Lechler	Houston	41.3

MOST CONSECUTIVE GAMES, TEAM HISTORY

Punter **Brett Kern** played in 177 consecutive games for the Titans before the streak came to an end against the Chicago Bears on Nov. 8, 2020. His streak ranks second in franchise history, behind only Hall of Fame offensive lineman **Bruce Matthews** (232).

Most consecutive games played in franchise history (regular season):

Player	Position	Years	Consec. Games
1. Bruce Matthews	OL	1987–2001	232
2. Brett Kern	P	2009–2020	177
3. Robert Brazile	LB	1975–1984	147
4. Craig Hentrich	P	1998–2007	146
5. Rob Bironas	K	2005–2013	144
6. Beau Brinkley	LS	2012–2020	135
Keith Bulluck	LB	2000–2009	135
Elvin Bethea	DE	1968–1977	135
9. Gregg Bingham	LB	1973–1981	134
10. Eddie George	RB	1996–2003	128



TITANS PRACTICE SQUAD CAPSULES

TITANS
PRACTICE SQUAD

No.	Name	Pos	Ht	Wt	Exp	College
7	Barkley, Matt	QB	6-2	234	9	Southern California
94	Bledsoe, Amani	DE	6-4	280	2	Oklahoma
36	Boddy-Calhoun, Brian	CB	5-9	193	4	Minnesota
97	Brown, Andrew	DL	6-3	290	3	Virginia
25	Carter, Jamal	S	6-1	215	4	Miami (Fla.)
44	Carter, Tory	FB	6-0	229	R	Louisiana State
69	DiLauro, Christian	T	6-6	300	1	Illinois
10	Fitzpatrick, Dez	WR	6-2	208	R	Louisville
84	Fort, Austin	TE	6-4	244	3	Wyoming
78	Hamilton IV, Woodrow	DT	6-3	315	3	Mississippi
23	Jones, Chris	CB	6-0	200	3	Nebraska
42	Jones, Joe	LB	6-0	240	5	Northwestern
12	Kinsey, Mason	WR	5-10	198	1	Berry College
61	Levin, Corey	C/G	6-4	307	3	Chattanooga
57	Roos, Jordan	G	6-3	302	3	Purdue

14 - QB MATT BARKLEY

6-2, 234, 9th Year, Southern California

- Barkley was signed by the Titans as a free agent on Aug. 5, 2021.
- Prior to joining the Titans, Barkley appeared in 19 games with seven starts and completed 212 passes for 2,699 yards and 11 touchdowns during stints with the Philadelphia Eagles, Chicago Bears, and Buffalo Bills.
- In 2020, Barkley appeared in five games for the Bills. He completed 11 passes for 197 yards and a touchdown.
- In 2016, Barkley played for the Bears and set career highs with six starts, 216 attempts, 129 completions, 1,611 yards and eight touchdowns. He made his first career start against the Titans, completing 28 passes for 316 yards and three touchdowns.
- He was originally drafted by the Philadelphia Eagles in the fourth round (98th overall) in the 2013 NFL Draft.
- A native of Newport Beach, Calif., he was a four-year starter at the University of Southern California, where he set school career records for passing yards (12,327), completions (1,001), passing touchdowns (116) and 300-yard games (15). He left USC as the Pac-12 Conference's all-time leading passer and was the only player to throw more than 100 touchdowns (116) in a career.

94 - DE AMANI BLEDSOE

6-4, 280, 2nd Year, Oklahoma

- Bledsoe rejoined the Titans practice squad on Sept. 2, 2021. He originally signed as an undrafted college free agent in 2019.
- After being waived by the Titans in 2020, he signed with Cincinnati, where he played in 14 games with four starts and totaled 17 tackles and two passes defended.
- In 2019, he spent his rookie season on the practice squad for Tennessee.
- A native of Lawrence, Kan., he played 30 games at the University of Oklahoma totaling 59 tackles and four sacks.

36 - CB BRIEAN BODDY-CALHOUN

5-9, 193, 4th Year, Minnesota

- Boddy-Calhoun was signed by the Titans on July 28, 2021.
- Prior to arriving in Tennessee, he appeared in 47 career NFL games with 22 starts, tallying 151 tackles, three interceptions, one touchdown, two forced fumbles, and three sacks during his stints with Cleveland (2016-18), Indianapolis (2019), Houston (2019), and San Francisco (2020).
- In 2020, Boddy-Calhoun appeared in one game for the 49ers and spent the rest of the season on San Francisco's practice squad.
- In 2018, he appeared in a career-high 16 games making eight starts and setting career highs in tackles (56) and QB hits (3).
- In his NFL debut in 2016, Boddy-Calhoun recorded an interception and returned it for a touchdown on Sept. 25, 2016 at Miami. He would finish his rookie season with a career-high three interceptions.
- A native of Wilmington, Del., he appeared in 24 games collecting 99 tackles, nine interceptions, 24 pass defended, and one touchdown.

97 - DL ANDREW BROWN

6-3, 290, 3rd Year, Virginia

- Brown was signed by the Titans to the practice squad on Sept. 22, 2021.
- He entered the NFL as a fifth-round selection by Cincinnati in 2018.

- Prior to joining the Titans, he appeared in 21 total games with the Cincinnati Bengals (2018-20) and Houston Texans (2020), registering 17 tackles, one sack, one tackle for loss and three quarterback hits.
- In 2020, he played in four games for the Bengals and three games for the Texans, collecting a total of three tackles, one sack and one tackle for loss.
- A native of Chesapeake, Va., Brown attended the University of Virginia, where he tallied 94 tackles, 26.5 tackles for loss and 10.5 sacks in 41 games.

25 - S JAMAL CARTER

6-1, 215, 4th Year, Miami (Fla.)

- Signed by the Titans as an unrestricted free agent on August 18, 2021.
- Prior to joining the Titans, Carter appeared in 28 games and recorded 26 tackles and two pass defenses during his time with Denver (2017) and Atlanta (2019-20).
- In 2020, he appeared in one game (Oct. 5) and made five tackles, four of which were solo. He spent the remainder of the season on Atlanta's practice squad.
- As a rookie in 2017, Carter saw action in 16 games and tallied a career-high 11 tackles.
- The Naranja, Fla., native appeared in 37 games and finished with 156 tackles, one interception, and one forced fumble during his three years at the University of Miami (Fla.).

44 - FB TORY CARTER

6-0, 229, Rookie, Louisiana State

- Signed by the Titans as an undrafted free agent on May 14, 2021.
- A native of Valdosta, Ga., he appeared in 42 games with six starts at fullback/tight end over four seasons at Louisiana State (2017-20) and caught 16 passes for 157 yards and two touchdowns.
- As a senior in 2020, Carter saw action in seven games with one start at fullback and caught four passes for 42 yards, including a long of 15.

69 - OL CHRISTIAN DILAURO

6-6, 300, 1st Year, Illinois

- Christian DiLauro joined the Titans during the 2021 offseason.
- DiLauro originally signed with the Cleveland Browns as an undrafted free agent following the 2018 NFL Draft and then spent most of his rookie campaign on the San Francisco 49ers' practice squad.
- In 2019, he spent most of the season with the Pittsburgh Steelers after a stint with the Houston Texans, and he remained with the Steelers through training camp in 2020.
- The Uniontown, Ohio, native played in 48 games with 38 starts during his career at the University of Illinois.

10 - WR DEZ FITZPATRICK

6-2, 203, Rookie, Louisville

- The Titans selected Dez Fitzpatrick in the fourth round (109th overall) of the 2021 NFL Draft.
- A native of Farmington Hills, Mich., he played four seasons at Louisville (2017-20) and recorded 154 receptions for 2,589 yards with 21 touchdowns during his career. His 154 receptions ranked ninth in Louisville annals, and his 2,589 receiving yards ranked sixth in Cardinals history.
- He tied for fifth in program history with 21 career touchdown catches and tied for 10th in team annals with eight 100-yard receiving games.
- In 2020, he appeared in 11 games with nine starts and finished the season with 43 catches for 833 yards and three touchdowns.

84 - TE AUSTIN FORT

6-4, 244, 3rd Year, Wyoming

- Fort was signed to the practice squad on Sept. 14, 2021.
- He originally entered the NFL as an undrafted college free agent with the Denver Broncos in 2019.
- As a rookie with the Broncos in 2019, he suffered an ACL injury during a preseason game that caused him to spend both 2019 and 2020 on injured reserve for the Broncos. He was released during Denver's 2021 training camp.
- A native of Gillette, Wyo., Fort appeared in 30 games as a tight end at the University of Wyoming after converting positions from quarterback.

78 - DT WOODROW HAMILTON IV

6-3, 315, 3rd Year, Mississippi

- The Titans signed free agent Woodrow Hamilton IV during the 2021 offseason.
- Prior to joining the Titans he gained seven games of NFL experience with the New England Patriots, New Orleans Saints and Carolina Panthers, totaling six tackles and one fumble recovery. He also spent time with the New York Giants.
- In 2020 while with Carolina, Hamilton IV saw action in a career-high five games and totaled three tackles and one fumble recovery. Was inactive for three contests. He also spent a portion of the season on the team's practice squad
- In 2017, He made his playoff debut and tallied a postseason-best three tackles with New Orleans.
- The Raleigh, Miss., native appeared in 47 games with 23 starts at nose tackle over four seasons at Ole Miss (2012-15) and totaled 83 tackles, three sacks and one pass defended.

23 - CB CHRIS JONES

6-0, 200, 3rd Year, Nebraska

- The Titans signed Chris Jones as a free agent during the 2021 offseason.

- Jones spent time with the Lions (2018 and 2020), Arizona Cardinals (2018–2020) and Minnesota Vikings (2020) prior to arriving in Tennessee, totaling 22 games played and six starts with 41 tackles.
- In 2020, Jones appeared in nine total games, including eight games and three starts with the Vikings. He registered 19 tackles with Minnesota to set a career high.
- In 2019, he established a then-career high with 11 games played (three starts) as well as a 18 tackles for the Cardinals.
- Jones was signed by the Detroit Lions as an undrafted free agent.
- A native of Jacksonville, Fla., he played 45 games in four years (2014-17) at Nebraska, totaling five interceptions and 16 passes defended.

LB JOE JONES

6-0, 240, 5th Year, Northwestern

- Jones was signed to the Titans practice squad on Sept. 13, 2021.
- Prior to joining the Titans, he totaled 49 games of experience over four seasons (2017-20) with the Denver Broncos, recording 26 career special teams stops.
- During the 2021 offseason, he signed with Tampa Bay and was waived during training camp.
- Jones entered the NFL as an undrafted college free agent with the Dallas Cowboys in 2017, following his career at Northwestern.

12 - WR MASON KINSEY

5-10, 198, 1st Year, Berry College

- The Titans brought back Mason Kinsey during the 2021 offseason after they had originally signed him as a rookie free agent following the 2020 NFL Draft.
- He has also spent time on the New England Patriots' practice squad.
- A native of Demorest, Ga., he appeared in 43 games with 35 starts over four seasons at Berry College (2016-19). Totaled 203 receptions for 3,343 yards and 50 touchdowns, all of which rank first in program history. His career receiving yardage and touchdowns set Southern Athletic Association records.
- As a senior (2019), he started all 11 games and caught 65 passes for 1,221 yards and 16 touchdowns. Returned 13 kicks for 375 yards and one touchdown and returned 17 punts for 181 yards. Earned All-SAA first team recognition.

61 - C/G COREY LEVIN

6-4, 307, 3rd year, Chattanooga

- Levin was claimed by the Titans off waivers from the New York Jets on Sept. 1, 2021, rejoining the team that selected him in the sixth round (217th overall) of the 2017 NFL Draft.
- He played in 16 games during his previous stint with the Titans (2017-18) before spending time with Denver and Chicago in 2019 and New England in 2020. He signed with the Jets during the 2021 offseason and was there through the 2021 preseason.
- In 2018, he appeared in all 16 games for the Titans with one start (Oct. 21 vs. the Chargers in London).
- As a rookie in 2017, Levin spent the entire season on the 53-man roster but did not see game action. He was inactive 14 times and did not play in two other contests.
- A native of Dacula, Ga., he appeared in 52 career games with 51 starts at Chattanooga, 45 of which were consecutive. He developed versatility over his four-year collegiate career, making starts at left guard, and both tackle spots.

57 - G JORDAN ROOS

6-3, 302, 3rd Year, Purdue

- Roos was signed by the Titans on Aug. 7, 2021 and later added to their practice squad on Sept. 1, 2021.
- Roos saw action in 14 games while with Seattle. He has also spent time with Las Vegas and New England.
- The Celina, Texas, native appeared in 47 games and registered 24 consecutive starts his final two years at Purdue University.

MEDIA CONTACT INFORMATION

Titans Practice Facility/Training Camp Site:
Saint Thomas Sports Park
 460 Great Circle Road
 Nashville, TN 37228

Nissan Stadium:
One Titans Way
 Nashville, TN 37213

Media Resources:
www.TennesseeTitans.com/media

Phone:
 (615) 565-4000 (main)
 (615) 565-4100 (media relations)
 (615) 565-4200 (ticket office)

Titans Media Relations:
 Robbie Bohren | Senior Director of Communications
rbohren@titans.nfl.com
 Dwight Spradlin | Director of Media Relations
dspradlin@titans.nfl.com
 Jared Puffer | Media Relations Manager
jpuffer@titans.nfl.com
 Kate Guerra | Team Publicist
kguerra@titans.nfl.com
 Kim Smith | Media Relations Coordinator
ksmith@titans.nfl.com
 Lucas Medeiros | Media Relations Seasonal Assistant
lmedeiros@titans.nfl.com

TV RATINGS

2021 Titans television ratings in the Nashville market:

Date/Opp	Day/Time	Network	Rating/Share	HH (000)	Rank
9/12 vs Ari	Sun. noon	CBS	24.9/48	229	1
9/19 at Sea	Sun. 3:25 p.m.	CBS	29.4/48	270	1
9/26 vs. Ind	Sun. noon	CBS	TBA	TBA	TBA
10/3 at NYJ	Sun. noon	CBS			
10/10 at Jax	Sun. noon	CBS			
10/18 vs. Buf	Mon. 7:15 p.m.	ESPN			
10/24 vs. KC	Sun. noon	CBS			
10/31 at Ind	Sun. noon	CBS			
11/7 at LAR	Sun. 7:20 p.m.	NBC			
11/14 vs. NO	Sun. noon	CBS			
11/21 vs. Hou	Sun. noon	CBS			
11/28 at NE	Sun. noon	CBS			
12/12 vs. Jax	Sun. noon	CBS			
12/19 at Pit	Sun. noon	CBS			
12/23 vs. SF	Thu. 7:20 p.m.	NFLN			
1/2 vs. Mia	Sun. noon	CBS			
1/9 at Hou	Sun. noon	CBS			
2021 Regular Season Average			227.2/48	250	

Note: One rating point is equal to 9,196 TV homes in the Nashville television market

Previous yearly Titans television ratings in the Nashville market (regular season only):

Season	Rtg/Shr	Season	Rtg/Shr	Season	Rtg/Shr
2020	25.8/47	2012	23.5/39	2004	26.5/48
2019	24.1/44	2011	27.7/46	2003	33.4/57
2018	22.7/39	2010	30.2/50	2002	26.8/49
2017	19.9/35	2009	30.9/50	2001	24.5/42
2016	22.0/38	2008	32.4/55	2000	29.1/50
2015	21.3/37	2007	28.6/49	1999	19.8/35
2014	20.7/36	2006	23.0/42		
2013	25.0/41	2005	21.8/42		

STREAMING TITANS GAMES

Local & Primetime Games Only

Watch Titans games live for free in the official Titans Mobile App (iOS & Android) and on TennesseeTitans.com mobile web.

Primetime and nationally televised games are free and available to anyone located in the United States. Local market games are restricted. Please check local TV listings for availability.

Be sure to "Allow Location Access" if and when prompted to access the live stream.

For more information, [CLICK HERE](#).

[DOWNLOAD THE TITANS MOBILE APP](#)

Geographic and device restrictions apply. Local & primetime games only. Data charges may apply.



Titans All Access

Airs locally throughout the season on Nashville's FOX 17 on Friday nights at 11:05 p.m.

It also airs Saturdays in Nashville on MyTV 30 at 10:30 a.m. and on CW 58 at 3:00 p.m. Titans All Access also has affiliates in Chattanooga, Knoxville, Memphis, Jackson, Huntsville, Ala., and Paducah, Ky.



The Mike Vrabel Show

Airs throughout the season on Tuesday nights at 6:30 p.m. CT on WKRN Channel 2.

GAME PREVIEW

TEAM NOTES

PLAYER NOTES

MEDIA

STATISTICS

ROSTERS



Titans Blitz

Airs throughout the season in Nashville on Wednesday nights at 6:30 p.m. on MyTV 30 and Friday nights at 10:35 p.m. on FOX 17.



The OTP: Official Titans Podcast

Hosted by Mike Keith and Amie Wells, The OTP features contributions from TitansOnline senior writer/editor Jim Wyatt, Titans Radio analyst Dave McGinnis and various Titans players and guests each week.



A Titans Story: Mississippi Made

A three-part original series that explores the intersecting paths of wide receiver A.J. Brown and defensive tackle Jeffery Simmons.



Titans Radio

Titans Radio brings football to fans across the Mid-South in one of the NFL's largest radio networks, including Nashville flagship 104.5 The Zone. Play-by-play announcer **Mike Keith** connection with pro football across the Mid-South dates back to 1996, a year before the Oilers arrived in Tennessee, and he became the "Voice of the Titans" in 1999. Former Titans assistant coach and NFL head coach **Dave McGinnis** began serving as Titans Radio's color analyst in 2017, while Titans Radio gameday host **Rhett Bryan**'s involvement with the broadcast dates back to 1997. **Amie Wells** has been reporting on the sidelines since 2018.

TITANS RADIO WEEKLY PROGRAMMING

- Monday:**
"The Mike Vrabel Show" | 6-7 p.m. | Titans Radio/104.5 The Zone
- Tuesday:**
"Mac Talk" with Dave McGinnis | 6-7 p.m. | 104.5 The Zone
- Wednesday:**
"Titans Tonight" with Keith Bulluck | 6-7 p.m. | Titans Radio/104.5 The Zone
- Sunday (Noon Kickoff):**
"Countdown to Kickoff" | 10-11 a.m. | 104.5 The Zone
"Titans Countdown" | 11 a.m.-12 p.m. | Titans Radio/104.5 The Zone
"Titans Talkback" | 3-5 p.m. | 104.5 The Zone

TITANS RADIO AFFILIATES

Flagship				Tennessee			
Nashville	WGFX	FM	104.5	Waverly	WQMV	FM	93.5
						AM	1060
				Winchester	WCDD	AM	1340
Tennessee				Alabama			
Camden	WRJB	FM	95.9	Birmingham	WJOX	FM	94.5
	WFWL	AM	1220	Bridgeport	WJTW	AM	1480
Chattanooga	WGOW	FM	102.3	Florence	WQLT	FM	107.3
		AM	1150	Foley	WHEP	FM	92.5
Clarksville	WKFN	AM	540			AM	1310
		FM	104.1	Huntsville	WUMP	AM	730
Cleveland	WCLE	FM	104.1			FM	103.9
Columbia	WMCP	AM	1280	Huntsville	WVNN	AM	770
Cookeville	WKXD	FM	106.9			FM	92.5
Dickson	WDKN	AM	1260	Scottsboro	WWIC	AM	1050
Franklin	WAKM	AM	950				
Greenville	WIKQ	FM	103.1	Kentucky			
Jackson	WZDQ	FM	102.3	Benton	WCBL	AM	1290
Knoxville	WOKI	FM	98.7	Bowling Green	WPTQ	FM	105.3
Lebanon	WANT	FM	98.9	Cadiz	WKDZ	FM	106.5
Lebanon	WCOR	AM	1490	Henderson	WSON	AM	860
Lewisburg	WJJM	FM	94.3			FM	96.5
Manchester	WMSR	FM	107.9	Madisonville	WWKY	FM	97.7
		AM	1320	Murray	WFGS	FM	103.7
Memphis	WKIM	FM	98.9	Owensboro	WVJS	FM	92.9
Morristown	WCRK	FM	105.7			AM	1420
Nashville	WGFX	FM	104.5	Paducah	WPAD	FM	99.5
Shelbyville	WZNG	FM	100.9			AM	1560
		AM	1400				
Tri-Cities	WXSM	AM	640				
Union City	WQAK	FM	105.7				

2021 NFL DIVISIONAL STANDINGS

AFC East	W	L	T	Pct	Home	Road	Conf	Div
Buffalo Bills	2	1	0	.667	1-1-0	1-0-0	1-1-0	1-0-0
Miami Dolphins	1	2	0	.333	0-1-0	1-1-0	1-2-0	1-1-0
New England Patriots	1	2	0	.333	0-2-0	1-0-0	1-1-0	1-1-0
New York Jets	0	3	0	.000	0-1-0	0-2-0	0-2-0	0-1-0

AFC North	W	L	T	Pct	Home	Road	Conf	Div
Cincinnati Bengals	2	1	0	.667	1-0-0	1-1-0	1-0-0	1-0-0
Baltimore Ravens	2	1	0	.667	1-0-0	1-1-0	1-1-0	0-0-0
Cleveland Browns	2	1	0	.667	2-0-0	0-1-0	1-1-0	0-0-0
Pittsburgh Steelers	1	2	0	.333	0-2-0	1-0-0	1-2-0	0-1-0

AFC South	W	L	T	Pct	Home	Road	Conf	Div
Tennessee Titans	2	1	0	.667	1-1-0	1-0-0	1-0-0	1-0-0
Houston Texans	1	2	0	.333	1-1-0	0-1-0	1-1-0	1-0-0
Indianapolis Colts	0	3	0	.000	0-2-0	0-1-0	0-1-0	0-1-0
Jacksonville Jaguars	0	3	0	.000	0-2-0	0-1-0	0-2-0	0-1-0

AFC West	W	L	T	Pct	Home	Road	Conf	Div
Las Vegas Raiders	3	0	0	1.000	2-0-0	1-0-0	3-0-0	0-0-0
Denver Broncos	3	0	0	1.000	1-0-0	2-0-0	2-0-0	0-0-0
Los Angeles Chargers	2	1	0	.667	0-1-0	2-0-0	1-0-0	1-0-0
Kansas City Chiefs	1	2	0	.333	1-1-0	0-1-0	1-2-0	0-1-0

NFC East	W	L	T	Pct	Home	Road	Conf	Div
Philadelphia Eagles	1	1	0	.500	0-1-0	1-0-0	1-1-0	0-0-0
Dallas Cowboys	1	1	0	.500	0-0-0	1-1-0	0-1-0	0-0-0
Washington Football Team	1	2	0	.333	1-1-0	0-1-0	1-0-0	1-0-0
New York Giants	0	3	0	.000	0-2-0	0-1-0	0-2-0	0-1-0

NFC North	W	L	T	Pct	Home	Road	Conf	Div
Green Bay Packers	2	1	0	.667	1-0-0	1-1-0	2-1-0	1-0-0
Chicago Bears	1	2	0	.333	1-0-0	0-2-0	0-1-0	0-0-0
Minnesota Vikings	1	2	0	.333	1-0-0	0-2-0	1-1-0	0-0-0
Detroit Lions	0	3	0	.000	0-2-0	0-1-0	0-2-0	0-1-0

NFC South	W	L	T	Pct	Home	Road	Conf	Div
Carolina Panthers	3	0	0	1.000	2-0-0	1-0-0	1-0-0	1-0-0
Tampa Bay Buccaneers	2	1	0	.667	2-0-0	0-1-0	2-1-0	1-0-0
New Orleans Saints	2	1	0	.667	1-0-0	1-1-0	1-1-0	0-1-0
Atlanta Falcons	1	2	0	.333	0-1-0	1-1-0	1-2-0	0-1-0

NFC West	W	L	T	Pct	Home	Road	Conf	Div
Los Angeles Rams	3	0	0	1.000	2-0-0	1-0-0	2-0-0	0-0-0
Arizona Cardinals	3	0	0	1.000	1-0-0	2-0-0	1-0-0	0-0-0
San Francisco 49ers	2	1	0	.667	0-1-0	2-0-0	2-1-0	0-0-0
Seattle Seahawks	1	2	0	.333	0-1-0	1-1-0	0-1-0	0-0-0

TITANS OFFENSIVE AND DEFENSIVE RANKINGS BY THE WEEK AND BY THE SEASON

2021 Season Week	Opp.	NFL OFFENSE			AFC OFFENSE		
		Tot	Rush	Pass	Tot	Rush	Pass
1	Ari	29	19	27	14	9	14
2	at Sea	11	4	16T	7	3	7
3	Ind	15	4	20	8	3	10
4	at NYJ						
5	at Jax						
6	Buf						
7	KC						
8	at Ind						
9	at LAR						
10	NO						
11	Hou						
12	at NE						
13	Bye						
14	Jax						
15	at Pit						
16	SF						
17	Mia						
18	at Hou						

2021 Season Week	Opp.	NFL DEFENSE			AFC DEFENSE		
		Tot	Rush	Pass	Tot	Rush	Pass
1	Ari	21	23	19	12	11	9
2	at Sea	23	13	27	13	8	14
3	Ind	15	12	18	9	7	10
4	at NYJ						
5	at Jax						
6	Buf						
7	KC						
8	at Ind						
9	at LAR						
10	NO						
11	Hou						
12	at NE						
13	Bye						
14	Jax						
15	at Pit						
16	SF						
17	Mia						
18	at Hou						

Final regular season offensive team rankings:

Year	Tot	Rush	Pass	Tot	Rush	Pass
Titans in 2020	2T	2	23	2T	2	10
Titans in 2019	12	3	21	5	2	9
Titans in 2018	25	7	29	11	3	14
Titans in 2017	23	15	23	9	8	11
Titans in 2016	11	3	25	5	2	11
Titans in 2015	30	25	25T	16	10	14
Titans in 2014	29	26	22	14	14	11
Titans in 2013	22	14	21	11	7	11
Titans in 2012	26	21	22	12	10	11
Titans in 2011	17	31	12	8	16	5
Titans in 2010	27	17	25	15	10	13
Titans in 2009	12	2	23	6	2	10
Titans in 2008	21	7	27	10	3	12
Titans in 2007	21	5	27	10	3	14
Titans in 2006	27	5	30	12	3	15
Titans in 2005	17	23	9	10	12	5
Titans in 2004	11	14	10	6	10	5
Titans in 2003	8	26	5	4	14	3
Titans in 2002	17	11	20	9	7	11
Titans in 2001	8	12	8T	5	8	4
Titans in 2000	14	7	16	8	6	8
Titans in 1999	13	13	13T	6	9	5T

Final regular season defensive team rankings:

Year	Tot	Rush	Pass	Tot	Rush	Pass
Titans in 2020	28	19	29	14	9	16
Titans in 2019	21	12	24	11	7	13
Titans in 2018	8	18	6	5	8	4
Titans in 2017	13	4	25	5	1	12
Titans in 2016	20	2	30	11	1	16
Titans in 2015	12	18	7	8	12	3
Titans in 2014	27	31	15	16	15	9
Titans in 2013	14	20	11	8	8	6
Titans in 2012	27	24	26	15	11	14
Titans in 2011	18T	24	14	11	11	10
Titans in 2010	26	20	29	13	10	14
Titans in 2009	28	11T	31	14	5T	16
Titans in 2008	7	6	9	3	3	4
Titans in 2007	5	5	10	4	3	9
Titans in 2006	32	30	27	16	15	15
Titans in 2005	19	22	17	10	11	7
Titans in 2004	27	18	26	13	11	12
Titans in 2003	12	1	30	9	1	15
Titans in 2002	10	2	25	5	2	13
Titans in 2001	25	5	31	15	3	16
Titans in 2000	1	3	1	1	2	1
Titans in 1999	17	10	25	12	6	15

TENNESSEE TITANS OFFENSIVE AND DEFENSIVE STATS, 1999-2020 (REGULAR SEASON)

OFFENSE	1999-2020 TITANS - OFFENSE																					
	2020	2019	2018	2017	2016	2015	2014	2013	2012	2011	2010	2009	2008	2007	2006	2005	2004	2003	2002	2001	2000	1999
GAMES (Won-Lost)	11-5	9-7	9-7	9-7	9-7	3-13	2-14	7-9	6-10	9-7	6-10	8-8	13-3	10-6	8-8	4-12	5-11	12-4	11-5	7-9	13-3	13-3
FIRST DOWNS	381	317	289	290	322	298	258	311	260	281	252	288	268	306	261	279	308	310	312	288	299	294
Rushing	142	104	106	97	115	66	75	103	70	71	73	115	108	118	105	72	85	84	112	87	107	109
Passing	203	177	156	157	175	195	159	172	166	185	155	154	143	171	133	191	200	211	182	179	167	167
Penalty	36	36	27	36	32	37	24	36	24	25	24	19	17	17	23	16	23	15	18	22	25	18
YDS GAINED (tot)	6343	5805	4,998	5,024	5,728	4,988	4,859	5,390	5,010	5,361	4,834	5,623	5,018	4,987	4,810	5,122	5,487	5,501	5,272	5,352	5,350	5,296
Avg per Game	396.4	362.8	312.4	314.0	358.0	311.8	303.7	336.9	313.1	335.1	302.1	351.4	313.6	311.7	300.6	320.1	342.9	343.8	329.5	334.5	334.4	331.0
RUSHING (net)	2690	2223	2,023	1,833	2,187	1,485	1,447	1,894	1,687	1,438	1,727	2,592	2,199	2,109	2,214	1,525	1,871	1,623	1,952	1,794	2,085	1,811
Avg per Game	168.1	138.9	126.4	114.6	136.7	92.8	90.4	118.4	105.4	89.9	107.9	162.0	137.4	131.8	138.4	95.3	116.9	101.4	122.0	112.1	130.3	113.2
Rushes	521	445	454	443	476	371	356	462	378	376	406	499	508	543	469	397	420	486	511	468	546	459
Yards per Rush	5.2	5.0	4.5	4.1	4.6	4.0	4.1	4.1	4.5	3.8	4.3	5.2	4.3	3.9	4.7	3.8	4.5	3.3	3.8	3.8	3.8	3.9
PASSING (net)	3653	3582	2,975	3,191	3,541	3,503	3,412	3,496	3,323	3,923	3,107	3,031	2,819	2,878	2,596	3,597	3,616	3,878	3,320	3,558	3,265	3,485
Avg per Game	228.3	223.9	185.9	199.4	221.3	218.9	213.3	218.5	207.7	245.2	194.2	189.4	176.2	179.9	162.3	224.8	226.0	242.4	207.5	222.4	204.1	217.8
Passes Att.	485	448	437	496	504	551	513	533	540	584	474	476	453	464	447	594	589	502	500	515	462	527
Completed	316	297	293	306	307	342	299	328	318	353	273	271	265	288	226	358	356	315	306	307	286	304
Pct Completed	65.2	66.3	67.0	61.7	60.9	62.1	58.3	61.5	58.9	60.4	57.6	56.9	58.5	62.1	50.6	60.3	60.4	62.7	61.2	59.6	61.9	57.7
Yards Gained	3826	3956	3,255	3,394	3,720	3,893	3,738	3,710	3,577	4,113	3,278	3,104	2,902	3,077	2,748	3,797	3,933	4,031	3,441	3,867	3,430	3,622
Sacked	25	56	47	35	28	54	50	37	39	24	27	15	12	30	29	31	44	25	21	43	28	25
Yards Lost	173	374	280	203	179	390	326	214	254	190	171	73	83	199	152	200	317	153	121	309	165	137
Had intercepted	7	8	12	17	11	17	16	16	16	14	15	15	9	17	19	14	19	9	15	17	16	13
Yards Opp Ret	81	204	219	262	203	263	214	132	260	167	120	121	88	116	250	293	306	264	179	163	236	227
Opp TDs on Int	0	0	1	2	3	3	1	1	4	3	1	0	0	0	2	4	2	3	2	2	3	2
PUNTS	50	78	75	75	77	88	89	79	83	86	77	69	87	73	88	78	79	71	66	85	76	90
Avg Yards	45.1	47.1	46.4	49.7	44.2	47.4	46.3	42.9	46.4	43.6	42.9	43.4	42.8	41.9	42.7	43.2	42.9	43.9	41.3	42.0	40.8	42.5
PUNT RETURNS	23	22	27	36	30	38	30	31	31	47	27	33	34	42	37	45	40	37	28	36	53	40
Avg Return	9.0	7.7	8.8	8.5	7.9	8.1	6.9	7.7	15.3	10.4	12.2	6.7	9.7	8.7	12.6	9.3	4.3	11.6	7.8	7.8	12.7	9.0
Returned for TD	0	0	0	0	0	0	0	0	3	1	1	0	0	0	3	1	0	1	0	0	1	1
KICKOFF RETURNS	38	30	23	28	33	33	48	44	63	32	64	69	52	52	79	70	79	68	50	71	47	56
Avg Return	20.2	21.3	32.0	22.1	19.1	20.6	23.4	24.9	23.6	26.0	24.3	20.5	25.4	21.1	23.2	24.2	19.7	19.1	19.6	19.9	26.1	18.6
Returned for TD	1	0	1	0	0	0	0	0	1	1	1	0	0	0	0	0	0	0	0	1	0	0
PENALTIES	86	99	82	85	110	93	111	101	106	104	128	98	108	101	94	125	110	110	112	119	107	114
Yards Penalized	783	932	727	785	1,012	779	961	900	847	960	1,040	821	855	773	803	1,002	923	887	891	1,025	870	1,069
FUMBLES BY	15	21	18	10	17	25	23	27	21	17	22	27	18	32	29	27	33	24	20	18	24	17
Fumbles Lost	5	9	6	8	7	16	10	9	12	8	14	16	8	17	7	12	12	12	10	11	14	9
Opp Fumbles	21	16	14	23	12	16	7	24	15	20	25	20	28	26	19	20	22	21	22	21	39	39
Opp Fum Lost	8	9	6	9	6	8	4	12	5	12	8	7	11	12	11	11	12	13	11	11	13	24
POSS. TIME (avg)	28:28	28:31	29:28	29:51	30:32	29:25	27:31	30:00	27:18	27:52	25:54	28:27	29:09	31:38	27:17	31:13	31:40	32:52	32:47	31:29	33:48	31:30
TOUCHDOWNS	62	54	34	33	46	37	28	41	36	34	40	39	41	28	36	33	41	48	42	39	38	46
Rushing	26	21	15	18	16	10	6	16	10	8	13	19	24	17	15	8	12	11	16	12	14	19
Passing	33	29	16	14	29	25	20	22	17	22	24	16	13	9	13	20	27	30	22	23	18	23
Returns	3	4	3	1	1	2	2	3	9	4	3	4	4	2	8	5	2	7	4	4	6	4
EXTRA-PT KICKS	51/53	50/52	28/31	31/33	39/41	29/31	27/27	41/41	35/35	34/34	38/38	37/37	40/40	28/28	32/32	30/32	39/39	43/44	36/36	34/35	37/38	43/43
2-PT CONVERSIONS	4/7	1/2	0/1	0/0	0/5	3/5	0/1	0/0	1/1	0/0	1/2	1/2	1/1	0/0	3/3	0/1	1/2	3/4	2/6	3/4	0/0	1/3
FIELD GOALS/FGA	20/28	8/18	26/30	35/42	22/24	14/16	19/22	25/29	25/31	29/32	24/26	27/32	29/33	35/39	22/28	23/29	19/27	32/37	25/31	20/28	27/33	21/25
POINTS SCORED	491	402	310	334	381	299	254	362	330	325	356	354	375	301	324	299	344	435	367	336	346	392
TURNOVER DIFF.	+11	+6	-1	-4	0	-14	-10	0	-4	+1	-4	-4	+14	0	+2	-6	-1	+13	+4	-4	0	+19

DEFENSE	1999-2020 TITANS - DEFENSE																					
	2020	2019	2018	2017	2016	2015	2014	2013	2012	2011	2010	2009	2008	2007	2006	2005	2004	2003	2002	2001	2000	1999
POINTS ALLOWED	439	331	303	356	378	423	438	381	471	317	339	402	234	297	400	421	439	324	324	388	191	324
OPP FIRST DOWNS	391	335	298	323	324	317	357	329	358	324	356	323	276	268	329	294	318	275	297	300	215	300
Rushing	113	95	98	68	70	101	119	108	122	111	107	89	81	80	121	89	99	79	75	79	62	81
Passing	247	213	182	231	227	192	211	191	210	187	214	210	166	165	181	180	189	167	197	192	134	193
Penalty	31	27	18	24	27	24	27	30	26	26	35	24	29	23	27	25	30	29	25	29	19	26
OPP YARDS GAINED	6372	5752	5,334	5,248	5,720	5,475	5,968	5,407	5,999	5,682	5,883	5,850	4,698	4,665	5,915	5,110	5,724	4,901	4,964	5,515	3,814	5,245
Avg per Game	398.3	359.5	333.4	328.0	357.5	342.2	373.0	337.9	374.9	355.1	367.7	365.6	293.6	291.6	369.7	319.4	357.8	306.3	310.3	344.7	238.4	327.8
OPP RUSHING (net)																						

2021 TENNESSEE TITANS REGULAR SEASON STATISTICS

Won 2, Lost 1

Date	W-L	Score	OT	Opponent	Attendance
09/12	L	13-38		Arizona	67,216
09/19	W	33-30	OT	at Seattle	68,585
09/26	W	25-16		Indianapolis	67,914
10/03				at N.Y. Jets	
10/10				at Jacksonville	
10/18				Buffalo	
10/24				Kansas City	
10/31				at Indianapolis	
11/07				at L.A. Rams	
11/14				New Orleans	
11/21				Houston	
11/28				at New England	
12/12				Jacksonville	
12/19				at Pittsburgh	
12/23				San Francisco	
01/02				Miami	
01/09				at Houston	

Statistic	Tenn.	Opp.
Total First Downs	74	58
Rushing	26	19
Passing	39	31
Penalty	9	8
3rd Down: Made/Att	17/40	14/37
3rd Down Pct.	42.5	37.8
4th Down: Made/Att	2/5	2/2
4th Down Pct.	40.0	100.0
Possession Avg.	33:27	26:33
Total Net Yards	1148	1078
Avg. Per Game	382.7	359.3
Total Plays	212	176
Avg. Per Play	5.4	6.1
Net Yards Rushing	478	300
Avg. Per Game	159.3	100.0
Total Rushes	99	69
Net Yards Passing	670	778
Avg. Per Game	223.3	259.3
Sacked/Yards Lost	10/92	7/48
Gross Yards	762	826
Att./Completions	103/67	100/62
Completion Pct.	65.0	62.0
Had Intercepted	3	1
Punts/Average	6/47.8	13/50.1
Net Punting Avg.	6/43.8	13/39.6
Penalties/Yards	16/126	22/225
Fumbles/Ball Lost	4/4	2/0
Touchdowns	8	10
Rushing	4	4
Passing	4	6
Returns	0	0

Score By Periods	Q1	Q2	Q3	Q4	OT	PTS
Team	10	19	14	25	3	71
Opponents	13	45	17	9	0	84

Scoring	TD	Rush	Rec	Ret	K-PAT	FG	S	PTS
Bullock	0	0	0	0	5/5	5/6	0	20
Henry	3	3	0	0			0	20
A.J. Brown	1	0	1	0			0	6
McNichols	1	0	1	0			0	6
Rogers	1	0	1	0			0	6
Tannehill	1	1	0	0			0	6
Westbrook-Ikhine	1	0	1	0			0	6
Badgley	0	0	0	0	1/2	0/1	0	1
Team	8	4	4	0	6/7	5/7	0	71
Opponents	10	4	6	0	9/10	5/7	0	84

2-Pt Conv: Henry, TM 1-1, OPP

Sacks: Adeniyi 2.5, Autry 1.5, Landry 1.5, Simmons 1.5, TM 7, OPP 10

FUM/Lost: Tannehill 3/3, Westbrook-Ikhine 1/1

Passing	Att	Cmp	Yds	Cmp%	Yds/Att	TD	TD%	Int	Int%	Long	Sack/Lost	Rating
Tannehill	102	66	756	64.7	7.41	4	3.9	3	2.9	51	10/92	87.7
M. Farley	1	1	6	100.0	6.00	0	0.0	0	0.0	6	0/0	91.7
Team	103	67	762	65.0	7.40	4	3.9	3	2.9	51	10/92	87.9
Opponents	100	62	826	62.0	8.26	6	6.0	1	1.0	68t	7/48	104.0

Rushing	No.	Yds	Avg	Long	TD
Henry	80	353	4.4	60t	3
Tannehill	11	100	9.1	28	1
McNichols	5	18	3.6	8	0
Sargent	2	4	2.0	2	0
A.J. Brown	1	3	3.0	3	0
Team	99	478	4.8	60t	4
Opponents	69	300	4.3	25	4

Receiving	No.	Yds	Avg	Long	TD
Ju. Jones	12	204	17.0	51	0
Henry	12	105	8.8	15	0
A.J. Brown	7	92	13.1	19	1
Rogers	7	90	12.9	39	1
McNichols	7	60	8.6	12	1
Westbrook-Ikhine	6	69	11.5	18t	1
Swaim	5	37	7.4	26	0
Pruitt	4	50	12.5	22	0
Firkser	3	19	6.3	11	0
Hudson	2	17	8.5	14	0
Batson	1	13	13.0	13	0
Hooker	1	6	6.0	6	0
Team	67	762	11.4	51	4
Opponents	62	826	13.3	68t	6

Interceptions	No.	Yds	Avg	Long	TD
Byard	1	12	12.0	12	0
Team	1	12	12.0	12	0
Opponents	3	36	12.0	32	0

Punting	No.	Yds	Avg	Net	TB	In	Lg	B
Kern	6	287	47.8	43.8	0	1	59	0
Team	6	287	47.8	43.8	0	1	59	0
Opponents	13	651	50.1	39.6	3	5	66	0

Punt Returns	Ret	FC	Yds	Avg	Long	TD
Rogers	6	3	76	12.7	18	0
Team	6	3	76	12.7	18	0
Opponents	2	1	24	12.0	13	0

Kickoff Returns	No.	Yds	Avg	Long	TD
Rogers	7	114	16.3	19	0
McNichols	2	31	15.5	16	0
Team	9	145	16.1	19	0
Opponents	6	85	14.2	22	0

Field Goals	1-19	20-29	30-39	40-49	50+
Bullock	0/0	1/1	4/4	0/1	0/0
Badgley	0/0	0/0	0/0	0/1	0/0
Team	0/0	1/1	4/4	0/2	0/0
Opponents	0/0	2/2	2/2	1/2	0/1

Bullock: () (33G,30G,24G,44N,36G) (32G)

Badgley: (46N) ()

OPP: (34G,43N) (31G) (43G,28G,24G,51N)

2021 TENNESSEE TITANS REGULAR SEASON DEFENSIVE STATISTICS

PLAYER	TACKLES			SACKS		QB		INTERCEPTIONS				FUMBLES			
	Tot	Solo	Asst	Sk	Yds	QB	TFL	No	Yds	Lg	TD	PD	FF	FR	Yds
Jenkins, Jackrabbit	18	14	4	0.0	0.0	0	0	0	0	0	0	1	0	0	0
Evans, Rashaan	18	11	7	0.0	0.0	0	1	0	0	0	0	0	0	0	0
Landry III, Harold	14	8	6	1.5	7.0	11	1	0	0	0	0	0	0	0	0
Long Jr., David	14	7	7	0.0	0.0	0	2	0	0	0	0	0	0	0	0
Byard, Kevin	10	8	2	0.0	0.0	1	0	1	12	12	0	2	0	0	0
Simmons, Jeffery	9	7	2	1.5	10.5	3	1	0	0	0	0	1	0	0	0
Cruikshank, Dane	9	6	3	0.0	0.0	0	0	0	0	0	0	0	0	0	0
Jackson, Chris	8	7	1	0.0	0.0	0	0	0	0	0	0	0	0	0	0
Fulton, Kristian	8	6	2	0.0	0.0	0	0	0	0	0	0	4	0	0	0
Brown, Jayon	8	5	3	0.0	0.0	0	0	0	0	0	0	0	0	0	0
Hooker, Amani	6	6	0	0.0	0.0	0	0	0	0	0	0	0	0	0	0
Adeniyi, Ola	5	3	2	2.5	23.0	4	2	0	0	0	0	0	0	0	0
Molden, Elijah	5	3	2	0.0	0.0	0	0	0	0	0	0	0	0	0	0
Tart, Tear	5	1	4	0.0	0.0	2	0	0	0	0	0	0	0	0	0
Autry, Denico	4	3	1	1.5	7.5	6	1	0	0	0	0	0	0	0	0
McDougald, Bradley	3	3	0	0.0	0.0	0	0	0	0	0	0	0	0	0	0
Murchison, Larrell	3	2	1	0.0	0.0	0	1	0	0	0	0	0	0	0	0
Roberson, Derick	3	2	1	0.0	0.0	0	0	0	0	0	0	0	0	0	0
Dupree, Bud	2	2	0	0.0	0.0	4	0	0	0	0	0	0	0	0	0
Rice, Monty	2	1	1	0.0	0.0	0	0	0	0	0	0	0	0	0	0
Weaver, Rashad	2	0	2	0.0	0.0	0	0	0	0	0	0	0	0	0	0
Brown, A.J.	1	1	0	0.0	0.0	0	0	0	0	0	0	0	0	0	0
Dzubnar, Nick	1	0	1	0.0	0.0	0	0	0	0	0	0	0	0	0	0
Borders, Breon	0	0	0	0.0	0.0	0	0	0	0	0	0	1	0	0	0
Total	158	106	52	7.0	48.0	31	9	1	12	12	0	9	0	0	0

TITANS SPECIAL TEAMS STATISTICS

PLAYER	TACKLES			FUMBLES		BLOCKS		
	Tot	Solo	Asst	FF	FR	PAT	FG	PUNT
Adeniyi, Ola	4	3	1	0	0	0	0	0
Dzubnar, Nick	2	0	2	0	0	0	0	0
McMath, Racey	2	0	2	0	0	0	0	0
Blasingame, Khari	1	1	0	0	0	0	0	0
Farley, Matthias	1	1	0	0	0	0	0	0
Westbrook-Ikhine, Nick	1	0	1	0	0	0	0	0
TEAM TOTALS:	11	5	6	0	0	0	0	0

MISCELLANEOUS STATISTICS

PLAYER	TACKLES			FUMBLES	
	Tot	Solo	Asst	FF	FR
Quessenberry, David	2	2	0	1	0
Brown, A.J.	1	1	0	0	0
Firkser, Anthony	1	1	0	0	0
Jones, Julio	1	1	0	0	0
McNichols, Jeremy	1	1	0	0	0
Tannehill, Ryan	1	1	0	0	0
TEAM TOTALS:	7	7	0	1	0

Legend:

- Tot Total Tackles
- Solo Unassisted Tackles
- Asst. Assisted Tackles
- Sk Quarterback Sacks
- Yds Yards Lost on Sack
- QB. Quarterback Pressure
- TFL Tackle for Loss
- Int Interceptions
- Yds Interception Return Yards
- TD Interceptions Return Touchdowns
- PD Passes Defensed
- FF Forced Fumble
- FR Fumble Recoveries
- Yds Yards on Fumble Returns

2021 NEW YORK JETS REGULAR SEASON STATISTICS



WON 0, LOST 3

09/12	L 14-19	at Carolina	70,211
09/19	L 6-25	New England	75,626
09/26	L 0-26	at Denver	75,882
10/03		Tennessee	
10/10		at Atlanta	
10/24		at New England	
10/31		Cincinnati	
11/04		at Indianapolis	
11/14		Buffalo	
11/21		Miami	
11/28		at Houston	
12/05		Philadelphia	
12/12		New Orleans	
12/19		at Miami	
12/26		Jacksonville	
01/02		Tampa Bay	
01/09		at Buffalo	

	NY-J	Opp.
TOTAL FIRST DOWNS	45	57
Rushing	14	19
Passing	26	33
Penalty	5	5
3rd Down: Made/Att	13/39	11/37
3rd Down Pct.	33.3	29.7
4th Down: Made/Att	2/7	0/1
4th Down Pct.	28.6	0.0
POSSESSION AVG.	28:20	31:40
TOTAL NET YARDS	750	985
Avg. Per Game	250.0	328.3
Total Plays	181	184
Avg. Per Play	4.1	5.4
NET YARDS RUSHING	240	333
Avg. Per Game	80.0	111.0
Total Rushes	61	88
NET YARDS PASSING	510	652
Avg. Per Game	170.0	217.3
Sacked/Yards Lost	15/118	6/48
Gross Yards	628	700
Att./Completions	105/58	90/65
Completion Pct.	55.2	72.2
Had Intercepted	7	0
PUNTS/AVERAGE	14/48.0	14/40.4
NET PUNTING AVG.	14/44.0	14/38.9
PENALTIES/YARDS	21/196	18/142
FUMBLES/BALL LOST	1/0	3/2
TOUCHDOWNS	2	6
Rushing	0	5
Passing	2	1
Returns	0	0

* SCORE BY PERIODS	Q1	Q2	Q3	Q4	OT	PTS
TEAM	0	3	8	9	0	20
OPPONENTS	17	29	12	12	0	70

* SCORING	TD-Ru	Pa-Rt	K-PAT	FG	S	PTS
C. Davis	2	0	2	0		12
Ammendola	0	0	0	0	2/3	6
Z. Wilson	0	0	0	0		2
TEAM	2	0	2	0	2/3	20
OPPONENTS	6	5	1	0	4/6	70

2-Pt Conv: Z. Wilson, TM 1-2, OPP 0-0

SACKS: Franklin-Myers 2, Quinn. Williams 1.5, Maye 1, Rankins 1, Huff 0.5, TM 6, OPP 15

FUM/LOST: Z. Wilson 1/0

* RUSHING	No.	Yds	Avg	Long	TD
Michael Carter	24	89	3.7	14	0
T. Johnson	19	82	4.3	17	0
Coleman	14	48	3.4	17	0
Z. Wilson	4	21	5.3	10	0
TEAM	61	240	3.9	17	0
OPPONENTS	88	333	3.8	26t	5

* RECEIVING	No.	Yds	Avg	Long	TD
Berrios	14	150	10.7	27	0
C. Davis	12	146	12.2	35	2
Moore	8	66	8.3	27	0
Kroft	6	46	7.7	10	0
Griffin	6	37	6.2	8	0
Michael Carter	5	48	9.6	17	0
J. Smith	2	48	24.0	35	0
K. Cole	2	30	15.0	23	0
T. Johnson	2	17	8.5	11	0
Mims	1	40	40.0	40	0
TEAM	58	628	10.8	40	2
OPPONENTS	65	700	10.8	57t	1

* INTERCEPTIONS	No.	Yds	Avg	Long	TD
TEAM	0	0	---	---	0
OPPONENTS	7	134	19.1	46	0

* PUNTING	No.	Yds	Avg	Net	TB	In	Lg	B
Morstead	7	325	46.4	44.1	0	2	51	0
Ammendola	6	291	48.5	42.5	0	2	65	0
Mann	1	56	56.0	52.0	0	0	56	0
TEAM	14	672	48.0	44.0	0	4	65	0
OPPONENTS	14	566	40.4	38.9	0	7	60	0

* PUNT RETURNS	Ret	FC	Yds	Avg	Long	TD
Berrios	2	7	21	10.5	15	0
TEAM	2	7	21	10.5	15	0
OPPONENTS	6	5	56	9.3	15	0

* KICKOFF RETURNS	No.	Yds	Avg	Long	TD
Berrios	5	116	23.2	38	0
TEAM	5	116	23.2	38	0
OPPONENTS	3	60	20.0	21	0

* FIELD GOALS	1-19	20-29	30-39	40-49	50+
Ammendola	0/0	1/1	1/1	0/0	0/1
TEAM	0/0	1/1	1/1	0/0	0/1
OPPONENTS	0/0	4/4	2/2	4/4	0/0

Ammendola: () (21G, 53N, 35G) ()
 OPP: (22G, 29G) (46G, 49G, 32G, 26G) (45G, 47G, 21G, 36G)

* PASSING	Att	Cmp	Yds	Cmp%	Yds/Att	TD	TD%	Int	Int%	Long	Sack/Lost	Rating
Z. Wilson	105	58	628	55.2	5.98	2	1.9	7	6.7	40	15/118	51.6
TEAM	105	58	628	55.2	5.98	2	1.9	7	6.7	40	15/118	51.6
OPPONENTS	90	65	700	72.2	7.78	1	1.1	0	0.0	57t	6/48	98.4

REGULAR SEASON: THE LAST TIME THE TENNESSEE TITANS ...

GAMES WON

WON BY SCORING IN THE LAST TWO MINUTES OF REGULATION

By Titans—Sam Sloman 37-yard FG (0:00 remaining) at Houston, 1/3/21 (W)

By Opponents—Stephen Hauschka 46-yard field goal (0:00 remaining), at Buffalo, 10/7/18 (L)

WON OVERTIME GAME

By Titans—Tennessee 33, at Seattle 30, 9/19/21 (W)

By Opponents—vs. Arizona 37, Tennessee 34, 12/15/13 (L)

WON BY 20 OR MORE POINTS

By Titans—at Tennessee 46, Detroit 25, 12/20/20 (W)

By Opponents—at Tennessee 13, Arizona 38, 9/12/21 (L)

WON BY SHUTOUT

By Titans—Tennessee 17, at New York Giants 0, 12/16/18 (W)

By Opponents—at Denver 16, Tennessee 0, 10/13/19 (L)

TEAM SCORING

SCORED 50 POINTS

By Titans—*Never in Titans era (since 1999)*

By Oilers—Houston 58, vs. Cleveland 14, 12/9/90 (W)

By Opponents—at Houston 57, Tennessee 14, 10/1/17 (L)

SCORED 40 POINTS

By Titans—at Houston 38, Tennessee 41, 1/3/21 (W)

By Opponents—Tennessee 14, at Green Bay 40, 12/27/20 (L)

SCORED 20 POINTS IN A QUARTER

By Titans—22 points in fourth quarter, vs. Detroit, 12/20/20 (W)

By Opponents—21 points in second quarter, at Seattle, 9/19/21 (W)

SCORED 30 POINTS IN A HALF

By Titans—35 points in first half, at Indianapolis, 11/29/20 (W)

By Opponents—38 points in first half, vs. Cleveland, 12/6/20 (L)

SCORED TOUCHDOWNS ON OFFENSE, DEFENSE AND SPECIAL TEAMS

By Titans—One rushing, two interception returns, two punt returns, vs. Jacksonville, 12/30/12 (W)

By Opponents—Four passing, one interception return, two punt returns, at Oakland, 9/29/02 (L)

SCORED A TOUCHDOWN ON FIRST OFFENSIVE POSSESSION

By Titans—Derrick Henry 3-yard run, vs. Detroit, 12/20/20 (W)

By Opponents—Davante Adams 5-yard reception, at Green Bay, 12/27/20 (L)

TEAM YARDAGE TOTALS

500 TOTAL NET YARDS

By Titans—at Seattle (532 yards), 9/19/21 (W)

By Opponents—vs. Kansas City (530 yards), 11/10/19 (W)

400 TOTAL NET YARDS

By Titans—at Seattle (532 yards), 9/19/21 (W)

By Opponents—vs. Arizona (416 yards), 9/12/21 (L)

TEAM DEFENSE

HELD OPPONENT WITHOUT A TOUCHDOWN

By Titans—Tennessee 17, at New York Giants 0, 12/16/18 (W)

By Opponents—at Denver 16, Tennessee 0, 10/13/19 (L)

HELD OPPONENT TO 200 OR FEWER NET YARDS OF OFFENSE

By Titans—at Miami (178 net yards), 10/8/17 (L)

By Opponents—vs. Baltimore (106 net yards), 10/14/18 (L)

HELD OPPONENT TO 50 OR FEWER YARDS RUSHING

By Titans—vs. L.A. Chargers (39 yards), 10/20/19 (W)

By Opponents—at Denver (39 yards), 10/13/19 (L)

HELD OPPONENT TO 100 OR FEWER NET YARDS PASSING

By Titans—at Miami (78 net yards), 10/8/17 (L)

By Opponents—vs. Baltimore (51 net yards), 10/14/18 (L)

SEVEN OR MORE SACKS BY TEAM

By Titans—at Arizona (8 sacks), 12/10/17 (L)

By Opponents—at Denver (7 sacks), 10/13/19 (L)

SIX OR MORE SACKS BY TEAM

By Titans—at Arizona (8 sacks), 12/10/17 (L)

By Opponents—vs. Arizona (6 sacks), 9/12/21 (L)

FIVE OR MORE SACKS BY TEAM

By Titans—at Atlanta (5 sacks), 9/29/19 (W)

By Opponents—vs. Arizona (6 sacks), 9/12/21 (L)

FORCED FIVE OR MORE OPPONENT TURNOVERS

By Titans—vs. N.Y. Jets (4 interceptions, 1 fumble), 12/17/12 (W)

By Opponents—at Houston (4 interceptions, 1 fumble), 10/1/17 (L)

FORCED FOUR OR MORE OPPONENT TURNOVERS

By Titans—vs. Tampa Bay (2 interceptions, 2 fumbles), 10/27/19 (W)

By Opponents—at Pittsburgh (4 interceptions), 11/16/17 (L)

SPECIAL TEAMS

KICKOFF RETURNED FOR TOUCHDOWN

By Titans—A.J. Brown (42 yards) at Indianapolis, 11/29/20 (W)

By Opponents—Jakeem Grant (102 yards) at Miami, 9/9/18 (L)

OPENING KICKOFF RETURNED FOR TOUCHDOWN

By Titans—Derrick Mason (101 yards) at Cincinnati, 11/18/01 (W)

By Opponents—Josh Huff (107 yards) at Philadelphia, 11/23/14 (L)

PUNT RETURNED FOR TOUCHDOWN

By Titans—Darius Reynaud (twice—69 yards and 81 yards) vs. Jacksonville, 12/30/12 (W)

By Opponents—Jakeem Grant (74 yards) at Miami, 10/9/16 (W)

FIELD GOAL BLOCKED

By Titans—DaQuan Jones at Jacksonville (Aldrick Rosas), 12/13/20 (W)

By Opponents—Justin Reid, vs. Houston (Stephen Gostkowski), 10/18/20 (W)

FIELD GOAL BLOCKED, RETURNED FOR TD

By Titans—Tye Smith (63 yards) at Indianapolis (Adam Vinatieri's FG blocked by Dane Cruikshank), 12/1/19 (W)

By Opponents—Rob Morris (68 yards) at Indianapolis (Gary Anderson's FG blocked by Montae Reagor), 12/5/04 (L)

PUNT BLOCKED

By Titans—Tim Shaw vs. Pittsburgh (Drew Butler), 10/11/12 (W)

By Opponents—E.J. Speed, vs. Indianapolis (Trevor Daniel), 11/12/20 (L)

PUNT BLOCKED AND RETURNED FOR TD

By Titans—Jason McCourty vs. Indianapolis (Pat McAfee's punt blocked by Patrick Bailey and recovered in end zone by McCourty), 10/30/11 (W)

By Opponents—T.J. Carrie (6 yards), vs. Indianapolis (Trevor Daniel's punt blocked by E.J. Speed), 11/12/20 (L)

FIVE FIELD GOALS

By Titans—Stephen Gostkowski (6) at Minnesota, 9/27/20 (W)

By Opponents—Jason Myers (5), vs. New York Jets, 12/2/18 (W)

FOUR FIELD GOALS

By Titans—Randy Bullock at Seattle, 9/19/21 (W)

By Opponents—Ka'imi Fairbairn, at Houston, 1/3/21 (W)

THREE FIELD GOALS

By Titans—Randy Bullock (4) at Seattle, 9/19/21 (W)

By Opponents—Rodrigo Blankenship (3), vs. Indianapolis, 9/26/21 (W)

REGULAR SEASON: THE LAST TIME THE TENNESSEE TITANS ...

SUCCESSFUL ONSIDE KICK

By Titans—Rob Bironas kicks and Daimion Stafford recovers, vs. Arizona, 12/15/13 (L)

By Opponents—Connor Barth kicks and Adrian Amos recovers, at Chicago, 11/27/16 (W)

MISSED PAT

By Titans—Michael Badgley vs. Arizona, 9/12/21 (L)

By Opponents—Jason Myers, at Seattle, 9/19/21 (W)

TWO-POINT CONVERSIONS**TWO-POINT CONVERSION MADE**

By Titans—Derrick Henry (run) vs. Indianapolis, 9/26/21 (W)

By Opponents—J.K. Dobbins (pass from Lamar Jackson), at Baltimore, 11/22/20 (W)

TWO-POINT CONVERSION FAILED

By Titans—vs. Cleveland (run failed), 12/6/20 (L)

By Opponents—at Houston (pass failed), 1/3/21 (W)

INDIVIDUAL OFFENSIVE PERFORMANCES**INDIVIDUAL WITH 200 SCRIMMAGE YARDS**

By Titans—Derrick Henry (237 yards) at Seattle, 9/19/21 (W)

By Opponents—Todd Gurley (276 yards), vs. Los Angeles Rams, 12/24/17 (L)

RUSHING TOUCHDOWN AND RECEIVING TOUCHDOWN

By Titans—Derrick Henry (1 rushing, 1 receiving) at Carolina, 11/3/19 (L)

By Opponents—Nyheim Hines (1 rushing, 1 receiving), vs. Indianapolis, 11/12/20 (L)

RUSHING TOUCHDOWN AND PASSING TOUCHDOWN

By Titans—Ryan Tannehill (1 passing, 1 rushing) vs. Arizona, 9/12/21 (L)

By Opponents—Kyler Murray (4 passing, 1 rushing), vs. Arizona, 9/12/21 (L)

INDIVIDUAL RUSHING**200 YARDS RUSHING**

By Titans—Derrick Henry (250 yards) at Houston, 1/3/21 (W)

By Opponents—Le'Veon Bell (204 yards) vs. Pittsburgh, 11/17/14 (L)

150 YARDS RUSHING

By Titans—Derrick Henry (182 yards) at Seattle, 9/19/21 (W)

By Opponents—Dalvin Cook (181 yards), at Minnesota, 9/27/20 (W)

100 YARDS RUSHING

By Titans—Derrick Henry (113 yards) vs. Indianapolis, 9/26/21 (W)

By Opponents—AJ Dillon (124 yards), at Green Bay, 12/27/20 (L)

CONSECUTIVE 100-YARD RUSHING GAMES

By Titans—Derrick Henry at Seattle (182 yards), 9/19/21 (W); vs. Indianapolis, 9/26/21 (W)

30 OR MORE CARRIES

By Titans—Derrick Henry (35 att) at Seattle, 9/19/21 (W)

By Opponents—Melvin Gordon (32 carries) at San Diego, 11/6/16 (L)

RUSHING PLAY OF 80 OR MORE YARDS

By Titans—Derrick Henry (94 yards) vs. Houston, 10/18/20 (W)

By Opponents—Lamar Miller (97 yards), at Houston, 11/26/18 (L)

RUSHING PLAY OF 50 OR MORE YARDS

By Titans—Derrick Henry (60 yards) at Seattle, 9/19/21 (W)

By Opponents—Aaron Jones (59 yards), at Green Bay, 12/27/20 (L)

THREE TOUCHDOWNS RUSHING

By Titans—Derrick Henry (3) at Seattle, 9/19/21 (W)

By Opponents—Corey Dillon (4) at Cincinnati, 12/4/97 (L)

TWO TOUCHDOWNS RUSHING

By Titans—Derrick Henry (3) at Seattle, 9/19/21 (W)

By Opponents—Chris Carson (2), at Seattle, 9/19/21 (W)

INDIVIDUAL PASSING**400 YARDS PASSING**

By Titans—Ryan Fitzpatrick (402 yards) vs. Arizona, 12/15/13 (L)

By Opponents—Patrick Mahomes (446 yards), vs. Kansas City, 11/10/19 (W)

300 YARDS PASSING

By Titans—Ryan Tannehill (347 yards) at Seattle, 9/19/21 (W)

By Opponents—Russell Wilson (343 yards), at Seattle, 9/19/21 (W)

CONSECUTIVE 300-YARD PASSING GAMES

By Titans—Matt Hasselbeck vs. Baltimore (358 yards), 9/18/11 (W), vs. Denver (311 yards), 9/25/11 (W)

FIVE TOUCHDOWN PASSES

By Titans—Steve McNair vs. Jacksonville, 12/26/99 (W)

By Opponents—Blake Bortles vs. Jacksonville, 12/6/15 (W)

FOUR TOUCHDOWN PASSES

By Titans—Ryan Tannehill vs. Houston, 10/18/20 (W)

By Opponents—Kyler Murray, vs. Arizona, 9/12/21 (L)

50 OR MORE PASS ATTEMPTS

By Titans—Zach Mettenberger (51 att) vs. Houston, 12/27/15 (L)

By Opponents—Nick Foles (52 att), vs. Chicago, 11/8/20 (W)

40 OR MORE PASS ATTEMPTS

By Titans—Ryan Tannehill (40 att) at Seattle, 9/19/21 (W)

By Opponents—Philip Rivers (42 att), at Indianapolis, 11/29/20 (W)

30 OR MORE COMPLETIONS

By Titans—Ryan Tannehill (30 comp) vs. Houston, 10/18/20 (W)

By Opponents—Nick Foles (36 comp), vs. Chicago, 11/8/20 (W)

NO SACKS ALLOWED

By Titans—vs. Buffalo, 10/13/20 (W)

By Opponents—vs. Detroit, 12/20/20 (W)

COMPLETION OF 80 OR MORE YARDS

By Titans—Ryan Tannehill (91 yards) at Oakland, 12/8/19 (W)

By Opponents—Jared Goff (80 yards), vs. Los Angeles Rams, 12/24/17 (L)

COMPLETION OF 50 OR MORE YARDS

By Titans—Ryan Tannehill (51 yards) at Seattle, 9/19/21 (W)

By Opponents—Russell Wilson (68, 63 and 51 yards), at Seattle, 9/19/21 (W)

INDIVIDUAL RECEIVING**200 YARDS RECEIVING**

By Titans—Kenny Britt (225 yards) vs. Philadelphia, 10/24/10 (W)

By Opponents—DeAndre Hopkins (238 yards) at Houston, 11/30/14 (L)

150 YARDS RECEIVING

By Titans—A.J. Brown (151 yards) at Houston, 1/3/21 (W)

By Opponents—Tyler Lockett (178 yards), at Seattle, 9/19/21 (W)

100 YARDS RECEIVING

By Titans—Julio Jones (128 yards) at Seattle, 9/19/21 (W)

By Opponents—Tyler Lockett (178 yards), at Seattle, 9/19/21 (W)

CONSECUTIVE 100-YARD RECEIVING GAMES

By Titans—A.J. Brown at Oakland (153 yards), 12/8/19 (W), vs. Houston (114 yards), 12/15/19 (L)

10 OR MORE RECEPTIONS

By Titans—A.J. Brown (10 rec.) at Houston, 1/3/21 (W)

By Opponents—Brandin Cooks (11 rec.), at Houston, 1/3/21 (W)

RECEPTION OF 80 OR MORE YARDS

By Titans—A.J. Brown (91 yards) at Oakland, 12/8/19 (W)

By Opponents—Todd Gurley (80 yards), vs. Los Angeles Rams, 12/24/17 (L)

REGULAR SEASON: THE LAST TIME THE TENNESSEE TITANS ...

RECEPTION OF 50 OR MORE YARDS

By Titans—Julio Jones (51 yards) at Seattle, 9/19/21 (W)

By Opponents—Tyler Lockett (63 and 51 yards) and Freddie Swaim (68 yards), at Seattle, 9/19/21 (W)

THREE TOUCHDOWN RECEPTIONS

By Titans—Kenny Britt vs. Philadelphia, 10/24/10 (W)

By Opponents—Davante Adams, at Green Bay, 12/27/20 (L)

TWO TOUCHDOWN RECEPTIONS

By Titans—A.J. Brown vs. Houston, 10/18/20 (W)

By Opponents—DeAndre Hopkins and Christian Kirk, vs. Arizona, 9/12/21 (L)

COMBINED OFFENSIVE PERFORMANCES BY TEAMMATES

100-YARD RUSHER AND 100-YARD RECEIVER IN A GAME

By Titans—Derrick Henry (182 rush.) and Julio Jones (128 rec.) at Seattle, 9/19/21 (W)

By Opponents—AJ Dillon (124 rush.) and Davante Adams (142 rec.), at Green Bay, 12/27/20 (L)

By One Player (Opponent)—Todd Gurley (118 rush. and 158 receiving), vs. Los Angeles Rams, 12/24/17 (L)

100-YARD RUSHER, 100-YARD RECEIVER AND 300-YARD PASSER IN A GAME

By Titans—Derrick Henry (182 rush.), Julio Jones (128 rec.) and Ryan Tannehill (347 pass.) at Seattle, 9/19/21 (W)

By Opponents—Todd Gurley (118 rush. and 158 rec.) and Jared Goff (301 pass.), vs. Los Angeles Rams, 12/24/17 (L)

300-YARD PASSER AND 100-YARD RECEIVER IN A GAME

By Titans— Ryan Tannehill (347 pass.) and Julio Jones (128 rec.) at Seattle, 9/19/21 (W)

By Opponents—Russell Wilson (343 pass.), Tyler Lockett (178 rec.), at Seattle, 9/19/21 (W)

100-YARD RUSHER AND 300-YARD PASSER IN A GAME

By Titans—Derrick Henry (182 rush.) and Ryan Tannehill (347 pass.) at Seattle, 9/19/21 (W)

By Opponents— Gardner Minshew II (339 pass.) and James Robinson (102 rush.), vs. Jacksonville, 9/20/20 (W)

TWO 100-YARD RUSHERS IN A GAME

By Titans—Chris Johnson (125 yards) and LenDale White (106 yards) at Detroit, 11/27/08 (W)

By Opponents—Arian Foster (115 yards) and Ben Tate (104 yards) vs. Houston, 10/23/11 (L)

TWO 100-YARD RECEIVERS IN A GAME

By Titans—Justin Hunter (109 yards) and Kendall Wright (103 yards) at Oakland, 11/24/13 (W)

By Opponents—Zach Ertz (112 rec.) and Alshon Jeffery (105 rec.), vs. Philadelphia, 9/30/18 (W)

INDIVIDUAL DEFENSE

INTERCEPTION RETURNED FOR TOUCHDOWN

By Titans—Malcolm Butler (38 yards) at Cleveland, 9/8/19 (W)

By Opponents—Trumaine Johnson (31 yards), vs. New York Jets, 12/2/18 (W)

FUMBLE RETURNED FOR TOUCHDOWN

By Titans—Desmond King II (63 yards) vs. Chicago, 11/8/20 (W)

By Opponents—Yannick Ngakoue (67 yards) vs. Jacksonville, 12/31/17 (W)

SAFETY SCORED

By Titans—Browns quarterback Baker Mayfield sacked in end zone by Cameron Wake, at Cleveland, 9/8/19 (W)

By Opponents—Ryan Tannehill sacked in end zone by Romeo Okwara vs. Detroit, 12/20/20 (W)

THREE INTERCEPTIONS

By Titans—Kevin Byard (3) at Cleveland, 10/22/17 (W)

By Opponents—Glover Quin (3) at Houston, 11/28/10 (L)

TWO INTERCEPTIONS

By Titans—Malcolm Butler (2) vs. Buffalo, 10/13/20 (W)

By Opponents—Reshad Jones at Miami, 9/9/18 (L)

THREE SACKS

By Titans—Jason Jones (3.5) vs. Pittsburgh, 12/21/08 (W)

By Opponents—Chandler Jones (5.0), vs. Arizona, 9/12/21 (L)

POSTSEASON: THE LAST TIME THE TENNESSEE TITANS ...

GAMES WON (PLAYOFFS)

WON BY SCORING IN THE LAST TWO MINUTES OF REGULATION

By Titans—Gary Anderson 46-yard field goal with 0:29 remaining, at Baltimore, 1/3/04 (W)

By Opponents—Matt Stover 43-yard field goal with 0:53 remaining, vs. Baltimore, 1/10/09 (L)

WON OVERTIME GAME

By Titans—Tennessee 34, vs. Pittsburgh 31, 1/11/03 (W)

By Opponents—at Buffalo 41, Houston 38, 1/3/93 (L)

WON BY 20 OR MORE POINTS

By Titans/Oilers—Never Happened

By Opponents—at New England 35, Tennessee 14, 1/13/18 (L)

WON BY SHUTOUT

By Titans/Oilers—Never Happened

By Opponents—Never Happened

TEAM SCORING (PLAYOFFS)

SCORED 50 POINTS

By Titans/Oilers—Never Happened

By Opponents—at Oakland 56, Houston 7, 12/21/69 (L)

SCORED 40 POINTS

By Titans/Oilers—Never Happened

By Opponents—at Oakland 41, Tennessee 24, 1/19/03 (L)

SCORED 20 POINTS IN A QUARTER

By Titans—Never in Titans era (since 1999)

By Oilers—21 points in second quarter, at Buffalo, 1/3/93 (L)

By Opponents—21 points in second quarter, at New England, 1/13/18 (L)

SCORED 30 POINTS IN A HALF

By Titans/Oilers—Never Happened

By Opponents—35 points in second half, at Buffalo, 1/3/93 (L)

SCORED TOUCHDOWNS ON OFFENSE, DEFENSE AND SPECIAL TEAMS

By Titans/Oilers—Never Happened

By Opponents—Never Happened

SCORED A TOUCHDOWN ON FIRST OFFENSIVE POSSESSION

By Titans—Anthony Firkser 12-yard pass from Ryan Tannehill, at New England, 1/4/20 (W)

By Opponents—Bethel Johnson 41-yard pass from Tom Brady, at New England, 1/10/04 (L)

TEAM YARDAGE TOTALS (PLAYOFFS)

500 TOTAL NET YARDS

By Titans/Oilers—Never Happened

By Opponents—at Baltimore (530 yards), 1/11/20 (W)

400 TOTAL NET YARDS

By Titans—vs. Pittsburgh (430 yards), 1/11/03 (W)

By Opponents—vs Baltimore (401 yards), 1/10/21 (L)

POSTSEASON: THE LAST TIME THE TENNESSEE TITANS ...

TEAM DEFENSE (PLAYOFFS)

HELD OPPONENT WITHOUT A TOUCHDOWN

By Titans—Never in Titans era (since 1999)

By Oilers—Houston 10, at San Diego 3, 12/24/61 (W)

By Opponents—at San Diego 17, Tennessee 6, 1/6/08 (L)

HELD OPPONENT TO 200 OR FEWER NET YARDS OF OFFENSE

By Titans—vs. Baltimore (134 net yards), 1/7/01 (L)

By Opponents—vs. Buffalo (194 net yards), 1/8/00 (W)

HELD OPPONENT TO 50 OR FEWER YARDS RUSHING

By Titans—vs. Baltimore (50 yards), 1/10/09 (L)

By Opponents—vs. Kansas City (39 yards), 1/16/94 (L)

HELD OPPONENT TO 100 OR FEWER NET YARDS PASSING

By Titans—vs. Buffalo (97 net yards), 1/8/00 (W)

By Opponents—at Baltimore (83 net yards), 1/11/20 (W)

SEVEN OR MORE SACKS BY TEAM

By Titans/Oilers—Never Happened

By Opponents—at New England (8 sacks), 1/13/18 (L)

SPECIAL TEAMS (PLAYOFFS)

KICKOFF RETURNED FOR TOUCHDOWN

By Titans—Derrick Mason (80 yards) at Jacksonville, 1/23/00 (W)

By Opponents—Never Happened

RETURNED OPENING KICKOFF FOR TOUCHDOWN

By Titans/Oilers—Never Happened

By Opponents—Never Happened

PUNT RETURNED FOR TOUCHDOWN

By Titans/Oilers—Never Happened

By Opponents—Never Happened

FIELD GOAL BLOCKED

By Titans/Oilers—Never Happened

By Opponents—Richard Seymour at New England (Gary Anderson), 1/10/04 (L)

FIELD GOAL BLOCKED, RETURNED FOR TD

By Titans/Oilers—Never Happened

By Opponents—Anthony Mitchell (90 yards) vs. Baltimore (Al Del Greco's FG blocked by Keith Washington), 1/7/01 (L)

PUNT BLOCKED

By Titans—Chris Coleman vs. Baltimore (Kyle Richardson, twice), 1/7/01 (L)

By Opponents—Jerry Olsavsky vs. Pittsburgh (Greg Montgomery), 12/31/89 (L)

PUNT BLOCKED AND RETURNED FOR TD

By Titans/Oilers—Never Happened

By Opponents—Never Happened

FIVE FIELD GOALS

By Titans/Oilers—Never Happened

By Opponents—Never Happened

FOUR FIELD GOALS

By Titans—Al Del Greco at Indianapolis, 1/16/00 (W)

By Opponents—Gary Anderson (OT) vs. Pittsburgh, 12/31/89 (L)

THREE FIELD GOALS

By Titans—Al Del Greco (4) at Indianapolis, 1/16/00 (W)

By Opponents—Jeff Reed vs. Pittsburgh, 1/11/03 (W)

MISSED PAT (KICK)

By Titans/Oilers—Never Happened

By Opponents—David Treadwell (Wide Left) at Denver, 1/4/92 (L)

TWO-POINT CONVERSIONS (PLAYOFFS)

TWO-POINT CONVERSION MADE

By Titans/Oilers—Never Happened

By Opponents—Plaxico Burress (pass from Hines Ward) vs. Pittsburgh, 1/11/03 (W)

TWO-POINT CONVERSION FAILED

By Titans—at New England (run failed), 1/4/20 (W)

By Opponents—at Baltimore (pass failed), 1/11/20 (W)

INDIVIDUAL OFFENSIVE PERFORMANCES (PLAYOFFS)

INDIVIDUAL WITH 200 SCRIMMAGE YARDS

By Titans—Derrick Henry (202 yards) at Baltimore, 1/11/20 (W)

By Opponents—Never Happened

RUSHING TOUCHDOWN AND RECEIVING TOUCHDOWN

By Titans—Never in Titans era (since 1999)

By Oilers—Allen Pinkett at Cleveland, 12/24/88 (W)

By Opponents—James White at New England, 1/13/18 (L)

RUSHING TOUCHDOWN AND PASSING TOUCHDOWN

By Titans—Ryan Tannehill at Baltimore, 1/11/20 (W)

By Opponents—Patrick Mahomes at Kansas City, 1/19/20 (L)

INDIVIDUAL RUSHING (PLAYOFFS)

200 YARDS RUSHING

By Titans/Oilers—Never Happened

By Opponents—Never Happened

150 YARDS RUSHING

By Titans—Derrick Henry (195 yards) at Baltimore, 1/11/20 (W)

By Opponents—Paul Lowe (165 yards) vs. Los Angeles Chargers, 1/1/61 (W)

100 YARDS RUSHING

By Titans—Derrick Henry (195 yards) at Baltimore, 1/11/20 (W)

By Opponents—Lamar Jackson (136 yards), vs. Baltimore, 1/10/21 (L)

CONSECUTIVE 100-YARD RUSHING GAMES

By Titans—Derrick Henry at New England (182 yards), 1/4/20 (W), at Baltimore (195 yards), 1/11/20 (W)

30 OR MORE CARRIES

By Titans—Derrick Henry (30) at Baltimore, 1/11/20 (W)

By Opponents—Never Happened

RUSHING PLAY OF 80 OR MORE YARDS

By Titans/Oilers—Never Happened

By Opponents—Never Happened

RUSHING PLAY OF 50 OR MORE YARDS

By Titans—Derrick Henry (66 yards) at Baltimore, 1/11/20 (W)

By Opponents—Never Happened

THREE TOUCHDOWNS RUSHING

By Titans/Oilers—Never Happened

By Opponents—Never Happened

TWO TOUCHDOWNS RUSHING

By Titans—Steve McNair at Oakland, 1/19/03 (L)

By Opponents—Antowain Smith vs. Buffalo, 1/8/00 (W)

INDIVIDUAL PASSING (PLAYOFFS)

400 YARDS PASSING

By Titans/Oilers—Never Happened

By Opponents—Kurt Warner (414 yards) vs. St. Louis, 1/30/00 (L)

300 YARDS PASSING

By Titans—Steve McNair (338 yards) vs. Pittsburgh, 1/11/03 (W)

By Opponents—Lamar Jackson (365 yards), at Baltimore, 1/11/20 (W)

CONSECUTIVE 300-YARD PASSING GAMES

Playoffs:

By Titans/Oilers—Never Happened

POSTSEASON: THE LAST TIME THE TENNESSEE TITANS ...

FIVE TOUCHDOWN PASSES

By Titans/Oilers—Never Happened

By Opponents—Daryle Lamonica (6) at Oakland, 12/21/69 (L)

FOUR TOUCHDOWN PASSES

By Titans—Never in Titans era (since 1999)

By Oilers—Warren Moon at Buffalo, 1/3/93 (L)

By Opponents—Frank Reich at Buffalo, 1/3/93 (L)

50 OR MORE PASS ATTEMPTS

By Titans—Never in Titans era (since 1999)

By Oilers—Warren Moon (50 att) at Buffalo, 1/3/93 (L)

By Opponents—Lamar Jackson (59 att), at Baltimore, 1/11/20 (W)

40 OR MORE PASS ATTEMPTS

By Titans—Kerry Collins (42 att) vs. Baltimore, 1/10/09 (L)

By Opponents—Lamar Jackson (59 att), at Baltimore, 1/11/20 (W)

30 OR MORE COMPLETIONS

By Titans—Never in Titans era (since 1999)

By Oilers—Warren Moon (32 comp) vs. Kansas City, 1/16/94 (L)

By Opponents—Lamar Jackson (31 comp), at Baltimore, 1/11/20 (W)

NO SACKS ALLOWED

By Titans—at Baltimore, 1/3/04 (W)

By Opponents—at New England, 1/4/20 (W)

COMPLETION OF 80 OR MORE YARDS

By Titans/Oilers—Never Happened

By Opponents—Never Happened

COMPLETION OF 50 OR MORE YARDS

By Titans—Never in Titans era (since 1999)

By Oilers—Dan Pastorini (71 yards) at New England, 12/31/78 (L)

By Opponents—Patrick Mahomes (60 yards), at Kansas City, 1/19/20 (L)

INDIVIDUAL RECEIVING (PLAYOFFS)

200 YARDS RECEIVING

By Titans/Oilers—Never Happened

By Opponents—Never Happened

150 YARDS RECEIVING

By Titans/Oilers—Never Happened

By Opponents—Isaac Bruce (162 yards) vs. St. Louis, 1/30/00 (L)

100 YARDS RECEIVING

By Titans—Justin Gage (135 yards) vs. Baltimore, 1/10/09 (L)

By Opponents—Marquise Brown (109 yards), vs. Baltimore, 1/10/21 (L)

CONSECUTIVE 100-YARD RECEIVING GAMES

By Titans—Never in Titans era (since 1999)

By Oilers—Ernest Givins at Denver (111 yards), 1/4/92 (L), at Buffalo (117 yards), 1/3/93 (L)

10 OR MORE RECEPTIONS

By Titans—Justin Gage (11 rec.) vs. Baltimore, 1/10/09 (L)

By Opponents—Danny Amendola (11 rec.) at New England, 1/13/18 (L)

RECEPTION OF 80 OR MORE YARDS

By Titans/Oilers—Never Happened

By Opponents—Never Happened

RECEPTION OF 50 OR MORE YARDS

By Titans—Never in Titans era (since 1999)

By Oilers—Ken Burrough (71 yards) at New England, 12/31/78 (L)

By Opponents—Sammy Watkins (60 yards), at Kansas City, 1/19/20 (L)

THREE TOUCHDOWN RECEPTIONS

By Titans/Oilers—Never Happened

By Opponents—Andre Reed at Buffalo, 1/3/93 (L)

TWO TOUCHDOWN RECEPTIONS

By Titans/Oilers—Corey Davis at New England, 1/13/18 (L)

By Opponents—Tyreek Hill, at Kansas City, 1/19/20 (L)

COMBINED OFFENSIVE PERFORMANCES BY TEAMMATES (PLAYOFFS)

100-YARD RUSHER AND 100-YARD RECEIVER IN A GAME

By Titans/Oilers—Never Happened

By Opponents—Lamar Jackson (136 rush.) and Marquise Brown (109 rec.), vs. Baltimore, 1/10/21 (L)

100-YARD RUSHER, 100-YARD RECEIVER AND 300-YARD PASSER IN A GAME

By Titans/Oilers—Never Happened

By Opponents—Lamar Jackson (143 rush.), Lamar Jackson (365 pass.) and Marquis Brown (126 rec.), at Baltimore, 1/11/20 (W)

300-YARD PASSER AND 100-YARD RECEIVER IN A GAME

By Titans—Steve McNair (338 pass.) and Frank Wycheck (123 rec.) vs. Pittsburgh, 1/11/03 (W)

By Opponents—Lamar Jackson (365 pass.) and Marquis Brown (126 rec.), at Baltimore, 1/11/20 (W)

100-YARD RUSHER AND 300-YARD PASSER IN A GAME

By Titans/Oilers—Never Happened

By Opponents—Lamar Jackson (143 rush. and 365 pass.), at Baltimore, 1/11/20 (W)

TWO 100-YARD RUSHERS IN A GAME

By Titans/Oilers—Never Happened

By Opponents—Hewritt Dixon (144 yards) and Pete Banaszak (116 yards) at Oakland, 12/31/67 (L)

TWO 100-YARD RECEIVERS IN A GAME

By Titans—Never in Titans era (since 1999)

By Oilers—Mike Barber (112 yards) and Ken Burrough (103 yards) at Miami, 12/24/78 (W)

By Opponents—Chris Chambers (121 yards) and Vincent Jackson (114 yards) at San Diego, 1/6/08 (L)

INDIVIDUAL DEFENSE (PLAYOFFS)

INTERCEPTION RETURNED FOR TOUCHDOWN

By Titans—Logan Ryan (9 yards) at New England, 1/4/20 (W)

By Opponents—Will Demps (56 yards), at Baltimore, 1/3/04 (W)

FUMBLE RETURNED FOR TOUCHDOWN

By Titans/Oilers—Never Happened

By Opponents—Never Happened

SAFETY SCORED

By Titans—Josh Evans and Jason Fisk (sacked Mark Brunell), at Jacksonville, 1/23/00 (W)

By Opponents—Dan Pastorini ran out of the End Zone, at Miami, 12/24/78 (W)

THREE INTERCEPTIONS

By Titans—Never in Titans era (since 1999)

By Oilers—Vernon Perry (4*) at San Diego, 12/29/79 (W)

By Opponents—Never Happened

TWO INTERCEPTIONS

By Titans—Never in Titans era (since 1999)

By Oilers—Bubba McDowell vs. N.Y. Jets, 12/29/91 (W)

By Opponents—Johnny Robinson vs. Dallas Texans, 12/23/62 (L)

THREE SACKS

By Titans—Never in Titans era (since 1999)

By Oilers—Andy Dorris vs. Denver, 12/23/79 (W)

By Opponents—Willie McGinest at New England, 1/10/04 (L)

LAST TIME IN A SEASON THE TITANS ...

TEAM OFFENSE

- Ranked 1st in Overall Offense — 1990
- Ranked 1st in Rushing Offense — 1967 (AFL)
- Ranked 1st in Passing Offense — 1992

TEAM DEFENSE

- Ranked 1st in Overall Defense — 2000
- Ranked 1st in Rushing Defense — 2003
- Ranked 1st in Passing Defense — 2000

GAMES WON (REGULAR SEASON)

- 10 Wins — 2020 (11-5)
- 11 Wins — 2020 (11-5)
- 12 Wins — 2008 (13-3)
- 13 Wins — 2008 (13-3)

ADVANCED IN PLAYOFFS

- Wild Card Round — 2020
- Divisional Round — 2019
- Conference Championship — 2019
- Super Bowl — 1999

RUSHING

- 1,000 Yards — Derrick Henry (2,027), 2020
- 1,500 Yards — Derrick Henry (2,027), 2020
- 2,000 Yards — Derrick Henry (2,027), 2020
- 300 Attempts — Derrick Henry (378), 2020
- 400 Attempts — Eddie George (403), 2000
- 10 Touchdowns — Derrick Henry (17), 2020
- 15 Touchdowns — Derrick Henry (17), 2020

PASSING

- 3,000 Yards — Ryan Tannehill (3,819), 2020
- 3,500 Yards — Ryan Tannehill (3,819), 2020
- 4,000 Yards — Warren Moon (4,690), 1991
- 400 Attempts — Ryan Tannehill (481), 2020
- 500 Attempts — Matt Hasselbeck (518), 2011
- 600 Attempts — Warren Moon (655), 1991
- 20 Touchdowns — Ryan Tannehill (33), 2020
- 30 Touchdowns — Ryan Tannehill (33), 2020
- 90.0 Passer Rating — Ryan Tannehill (106.5), 2020
- 100.0 Passer Rating — Ryan Tannehill (106.5), 2020

RECEIVING

- 80 Receptions — Delanie Walker (94), 2015
- 90 Receptions — Delanie Walker (94), 2015
- 100 Receptions — Haywood Jeffires (100), 1991
- 1,000 Yards — A.J. Brown (1,075), 2020
- 1,500 Yards — Charlie Hennigan (1,546), 1964
- 10 Touchdowns — A.J. Brown (11), 2020
- 15 Touchdowns — Bill Groman (17), 1961

SCORING

- 100 Points — Derrick Henry (104), Stephen Gostkowski (100), 2020
- 110 Points — Ryan Succop (136), 2017
- 120 Points — Ryan Succop (136), 2017
- 130 Points — Ryan Succop (136), 2017
- 30 Field Goals — Ryan Succop (35), 2017
- 35 Field Goals — Ryan Succop (35), 2017
- 10 Touchdowns — Derrick Henry (17), 2020
- 15 Touchdowns — Derrick Henry (17), 2020

DEFENSE

- 7 Interceptions — Kevin Byard (8), 2017
- 8 Interceptions — Kevin Byard (8), 2017
- 9 Interceptions — Mike Reinfeldt (12), 1979
- 10 Interceptions — Mike Reinfeldt (12), 1979
- 10 Sacks — Brian Orakpo (10.5), 2016
- 12 Sacks — Jason Babin (12.5), 2010
- 14 Sacks — Jevon Kearse (14.5), 1999
- 150 Tackles — Wesley Woodyard (172), 2017
- 175 Tackles — Keith Bulluck (180), 2002
- 200 Tackles — Gregg Bingham (212), 1980

TITANS RECORDS AT A GLANCE

Team record holders in major statistical categories

SCORING

- Points (Game) — 30 by Billy Cannon (5 TDs) at N.Y. Titans, 12/10/61
- Points (Season) — 136 by Al Del Greco, 1998; by Ryan Succop, 2017
- Points (Career) — 1,060 by Al Del Greco, 1991-00
- Touchdowns (Game) — 5 by Billy Cannon at N.Y. Titans, 12/10/61
- Touchdowns (Season) — 19 by Earl Campbell, 1979
- Touchdowns (Career) — 74 by Eddie George, 1996-03
- Field Goals (Game) — 8 by Rob Bironas at Hou., 10/21/07
- Field Goals (Season) — 36 by Al Del Greco, 1998
- Field Goals (Career) — 246 by Al Del Greco, 1991-00

RUSHING

- Rushing Yards (Game) — 250 by Derrick Henry at Hou., 1/3/21
- Rushing Yards (Season) — 2,027 by Derrick Henry, 2020
- Rushing Yards (Career) — 10,009 by Eddie George, 1996-03
- Rushing Touchdowns (Game) — 4 by Earl Campbell vs. Mia., 11/20/78; Lorenzo White vs. Cle., 12/9/90; Derrick Henry vs. Jax, 12/6/18
- Rushing Touchdowns (Season) — 19 by Earl Campbell, 1979
- Rushing Touchdowns (Career) — 73 by Earl Campbell, 1978-84

PASSING

- Passing Yards (Game) — 527 by Warren Moon at K.C., 12/16/90
- Passing Yards (Season) — 4,690 by Warren Moon, 1991
- Passing Yards (Career) — 33,685 by Warren Moon, 1984-93
- Passing Touchdowns (Game) — 7 by George Blanda vs. N.Y. Titans, 11/19/61
- Passing Touchdowns (Season) — 36 by George Blanda, 1961
- Passing Touchdowns (Career) — 196 by Warren Moon, 1984-93
- Passer Rating (Game) — 158.3 by Chris Chandler at Cin., 9/24/95
- Passer Rating (Season) — 117.5 by Ryan Tannehill, 2019
- Passer Rating (Career) — 90.5 by Marcus Mariota, 2015-19

RECEIVING

- Receptions (Game) — 13 (three times, last by Drew Bennett at Oak., 12/19/04)
- Receptions (Season) — 101 by Charlie Hennigan, 1964
- Receptions (Career) — 542 by Ernest Givins, 1986-94
- Receiving Yards (Game) — 272 by Charlie Hennigan at Bos., 10/13/61
- Receiving Yards (Season) — 1,746 by Charlie Hennigan, 1961
- Receiving Yards (Career) — 7,935 by Ernest Givins, 1986-94
- Receiving Touchdowns (Game) — 3 (17 times, last by Kenny Britt vs. Phi., 10/24/10)
- Receiving Touchdowns (Season) — 17 by Bill Groman, 1961
- Receiving Touchdowns (Career) — 51 by Charlie Hennigan, 1960-66

PUNTING

- Punts (Game) — 11 (twice by Rich Camarillo, last at Pit., 12/3/95)
- Punts (Season) — 96 by Rich Camarillo, 1994
- Punts (Career) — 882 by Brett Kern, 2009-21

PUNT RETURNS

- Punt Return Yards (Game) — 160 by Darius Reynaud vs. Jax., 12/30/12
- Punt Return Average (Season) — 15.4 by Billy Johnson, 1977
- Punt Return Average (Career) — 13.2 by Billy Johnson, 1974-80

KICKOFF RETURNS

- Kickoff Return Yards (Game) — 240 by Bobby Jancik at Oak., 12/22/63
- Kickoff Return Average (Season) — 31.7 by Darius Jennings, 2018
- Kickoff Return Average (Career) — 26.5 by Bobby Jancik, 1962-67

INTERCEPTIONS

- Interceptions (Game) — 3 (nine times, last by Kevin Byard at Cle., 10/22/17)
- Interceptions (Season) — 12 by Freddy Glick, 1963; by Mike Reinfeldt, 1979
- Interceptions (Career) — 45 by Jim Norton, 1960-68

SACKS

- Sacks (Game) — 4 (five times, last by William Fuller vs. Pit., 11/28/93)
- Sacks (Season) — 17 by Elvin Bethea, 1973
- Sacks (Career) — 105 by Elvin Bethea, 1968-83

TENNESSEE TITANS 2021 PARTICIPATION CHART

Player	9/12	9/19	9/26	10/3	10/10	10/18	10/24	10/31	11/7	11/14	11/21	11/28	12/12	12/19	12/23	1/2	1/9	Season Totals			
	Ari	@Sea	Ind	@NYJ	@Jax	Buf	KC	@Ind	@LAR	NO	Hou	@NE	Jax	@Pit	SF	Mia	@Hou	GP	GS	DNP	IA
Adeniyi, Ola	P	P	P															3	0	0	0
Autry, Denico	P	P	DE															3	1	0	0
Badgley, Michael	P	X	X															1	0	0	0
Barkley, Matt	PS	PS	PS															0	0	0	0
Batson, Cameron	IA	IA	P															1	0	0	2
Bello, B.J.	IR	IR	IR															0	0	0	0
Blasingame, Khari	P	FB	IA															2	1	0	1
Bledsoe, Amani	PS	PS	PS															0	0	0	0
Boddy-Calhoun, Briean	PS	PS	PS															0	0	0	0
Borders, Breon	P	P	P															3	0	0	0
Breeze, Brady	R/C	IR	IR															0	0	0	0
Brewer, Aaron	DNP	P	P															2	0	1	0
Brown, Andrew	X	X	PS															0	0	0	0
Brown, A.J.	WR	WR	WR															3	3	0	0
Brown, Jayon	ILB	IA	P															2	1	0	1
Bullock, Randy	PS	P	P															2	0	0	0
Byard, Kevin	S	S	S															3	3	0	0
Carter, Jamal	PS	PS	PS															0	0	0	0
Carter, Tory	PS	PS	P															1	0	0	0
Coley, Trevon	IR	IR	IR															0	0	0	0
Cox, Morgan	P	P	P															3	0	0	0
Cruikshank, Dane	P	P	S															3	1	0	0
Davis, Nate	RG	RG	RG															3	3	0	0
DiLauro, Christian	X	X	PS															0	0	0	0
Dupree, Bud	OLB	OLB	DNP															2	2	1	0
Dzubnar, Nick	P	P	P															3	0	0	0
Evans, Darrynton	IR	IR	IR															0	0	0	0
Evans, Rashaan	ILB	ILB	ILB															3	3	0	0
Farley, Caleb	P	IA	IA															1	0	0	2
Farley, Matthias	P	P	P															3	0	0	0
Ficken, Sam	IR	IR	IR															0	0	0	0
Firkser, Anthony	P	IA	IA															1	0	0	2
Fitzpatrick, Dez	PS	PS	PS															0	0	0	0
Fort, Austin	X	PS	PS															0	0	0	0
Fulton, Kristian	CB	CB	CB															3	3	0	0
Hamilton IV, Woodrow	PS	PS	P															1	0	0	0
Henry, Derrick	RB	RB	RB															3	3	0	0
Hooker, Amani	S	IR	IR															1	1	0	0
Hudson, Tommy	IA	P	P															2	0	0	1
Jackson, Chris	IA	P	DB															2	1	0	1
Jenkins, Jackrabbit	CB	CB	CB															3	3	0	0
Johnson, Jan	PS	X	X															0	0	0	0
Johnson, Marcus	IR	IR	IR															0	0	0	0
Jones, Ben	C	C	C															3	3	0	0
Jones, Chris	PS	PS	PS															0	0	0	0
Jones, Joe	X	PS	PS															0	0	0	0
Jones, Julio	WR	WR	WR															3	3	0	0
Jones, Naquan	PS	PS	IA															0	0	0	1
Kemp, Brandon	IR	IR	IR															0	0	0	0
Kern, Brett	P	P	P															3	0	0	0
Kinsey, Mason	PS	PS	PS															0	0	0	0
Lamm, Kendall	P	P	P															3	0	0	0
Landry III, Harold	OLB	OLB	OLB															3	3	0	0
Levin, Corey	PS	PS	PS															0	0	0	0
Lewan, Taylor	LT	IA	LT															2	2	0	1
Long Jr., David	IA	ILB	ILB															2	2	0	1
McCann, Tucker	IR	IR	IR															0	0	0	0
McDougald, Bradley	P	S	X															2	1	0	0
McMath, Racey	P	P	P															3	0	0	0
McNichols, Jeremy	P	P	P															3	0	0	0
Molden, Elijah	P	P	P															3	0	0	0
Moore, Briley	IR	IR	IR															0	0	0	0
Munyer, Daniel	IR	IR	IR															0	0	0	0
Murchison, Larrell	DE	DE	P															3	2	0	0
Pruitt, MyCole	TE	P	P															3	1	0	0
Quessenberry, David	RT	RT	RT															3	3	0	0
Radunz, Dillon	IA	P	IA															1	0	0	2
Reynolds, Josh	IA	P	IA															1	0	0	2
Rice, Monty	P	P	P															3	0	0	0
Roberson, Derick	P	IA	IA															1	0	0	2
Rogers, Chester	P	P	P															3	0	0	0
Roos, Jordan	PS	PS	PS															0	0	0	0
Rush, Anthony	P	P	X															2	0	0	0
Saffold III, Rodger	LG	LG	LG															3	3	0	0
Sambrailo, Ty	P	LT	P															3	1	0	0
Santoso, Ryan	X	PS	X															0	0	0	0
Sargent, Mekhi	P	P	P															3	0	0	0
Simmons, Jeffery	DT	DT	DT															3	3	0	0
Swaim, Geoff	TE	TE	TE															3	3	0	0
Tannehill, Ryan	QB	QB	QB															3	3	0	0
Tart, Tear	NT	NT	NT															3	3	0	0
Weaver, Rashad	IA	P	P															2	0	0	1
Westbrook-Ikhine, Nick	P	P	WR															3	1	0	0
Woodside, Logan	DNP	DNP	DNP															0	0	3	0

Starters indicated by position (QB, RB, ILB, etc.); P = played but did not start; DNP = active but did not play; IA = inactive for game; PS = practice squad; PS-I = practice squad injured; P/SUS = practice squad/suspended; X = not on roster; IR = injured reserve; SUS = reserve/suspended; NFI = non-football illness; PUP = physically unable to perform; R/O = reserve/opt-out; R/C = reserve/COVID-19; R/PSC=reserve/practice squad COVID-19

GAME PREVIEW
 TEAM NOTES
 PLAYER NOTES
 MEDIA
 STATISTICS
 ROSTERS

TENNESSEE TITANS 2021 TRANSACTIONS

January 2	Activated P BRETT KERN from reserve/COVID-19; activated K SAM SLOMAN from the practice squad to the active roster standard elevation; activated OLB BROOKS REED from the practice squad to the active roster COVID-19 replacement	May 4	Signed free agent WR FRED BROWN
January 3	Placed DT TEAIR TART on reserve/COVID-19	May 6	Waived CB KAREEM ORR ; signed free agents RB BRIAN HILL , CB GREG MABIN and LB JUSTIN MARCH-LILLARD
January 6	Released WR RASHARD DAVIS from the practice squad; signed WR MARCUS JOHNSON to the practice squad; restored OLB TUZAR SKIPPER to the practice from practice squad injured	May 10	Terminated vested veteran OLB NATE ORCHARD ; waived TE PARKER HESSE and LS MATT ORZECH
January 7	Activated K STEPHEN GOSTKOWSKI from reserve/COVID-19; placed G/C AARON BREWER on reserve/COVID-19	May 11	Signed free agent CB QUENTON MEEKS
January 11	Signed T PAUL ADAMS , WR RASHARD DAVIS , TE PARKER HESSE , WR CODY HOLLISTER , TE TOMMY HUDSON , LB JAN JOHNSON , T BRANDON KEMP , QB DeSHONE KIZER , K TUCKER McCANN , C DANIEL MUNYER , OLB NATE ORCHARD , LS MATT ORZECH , WR CHESTER ROGERS and OLB TUZAR SKIPPER to future contracts	May 14	Signed the following undrafted free agents: G/C COLE BANWART , FB TORY CARTER , TE MILLER FORRISTALL , K BLAKE HAUBEIL , OL CHANDON HERRING , DT NAQUAN JONES , TE BRILEY MOORE , OLB JUSTUS REED , RB MEKHI SARGENT and P JAMES SMITH ; signed first-round choice CB CALEB FARLEY , second-round choice T DILLON RADUNZ , fourth-round choice WR DEZ FITZPATRICK , sixth-round choice WR RACEY McMATH and sixth-round choice S BRADY BREEZE
January 13	Signed TE JARED PINKNEY to a future contract	May 17	Waived WR RASHARD DAVIS ; waived non-football injury LB DAVIN BELLAMY ; signed free agent WR KALIJA LIPSCOMB
January 14	Signed LB DAVIN BELLAMY and DT DAYLON MACK to future contracts	May 26	Signed free agent T CHRISTIAN DiLAURO
January 15	Offensive coordinator ARTHUR SMITH is named head coach of the Atlanta Falcons	June 3	Waived DT DAYLON MACK ; waived DT JULLIAN TAYLOR with injury waiver; signed free agents DT TREVON COLEY and DT ABRY JONES
January 18	Activated G/C AARON BREWER and DT TEAIR TART from reserve/COVID-19	June 4	Waived injured T ANTHONY McKINNEY ; placed CB KEVIN JOHNSON on reserve/retired; signed free agent G ADAM COON
January 21	Signed WR MASON KINSEY to a future contract	June 8	Waived T ANTHONY McKINNEY from reserve/injured with an injury settlement
January 29	Elevated SHANE BOWEN to defensive coordinator, TODD DOWNING to offensive coordinator, RYAN CROW to outside linebackers coach, MATT EDWARDS to assistant special teams coach, ZAK KUHR to inside linebackers assistant and LUKE STECKEL to tight ends coach; hired KENECHI UDEZE as defensive line assistant	June 9	Traded a second-round pick in the 2022 NFL Draft and a conditional fourth-round pick in the 2023 NFL Draft to the Atlanta Falcons for WR JULIO JONES and a sixth-round draft pick in the 2023 NFL Draft
February 1	Signed DB MAURICE SMITH to a future contract	June 10	Signed fourth-round choice OLB RASHAD WEAVER
February 11	Hired ERIK FRAZIER as offensive skill assistant and JASON HOUGHTALING as offensive line assistant	June 17	Waived OLB JUSTUS REED ; signed free agent CB KEVIN PETERSON
February 25	Terminated vested veterans WR ADAM HUMPHRIES and CB CHRIS MILTON ; waived CB BREON BORDERS ; signed free agent DT JULLIAN TAYLOR	July 23	Signed third-round choice CB ELIJAH MOLDEN
March 1	Signed free agent CB BREON BORDERS	July 24	Signed third-round choice LB MONTY RICE ; placed DT ABRY JONES on reserve/retired; placed G/C AARON BREWER and CB CALEB FARLEY on non-football injury; placed OLB BUD DUPREE , RB JEREMY McNICHOLS and T TY SAMBRAILO on physically unable to perform
March 9	Signed free agent WR MARCUS JOHNSON	July 25	Waived OLB TUZAR SKIPPER ; signed free agent OLB JOHN SIMON
March 10	Terminated vested veterans CB MALCOLM BUTLER and S KENNY VACCARO	July 26	Waived DT BRUCE HECTOR ; signed free agents DT KYLE PEKO and DT ANTHONY RUSH
March 16	Terminated vested veterans CB ADOREE' JACKSON and T DENNIS KELLY	July 28	Placed CB CHRIS JONES on reserve/COVID-19; signed free agent CB BRIEAN BODDY-CALHOUN
March 17	Traded T ISAIAH WILSON and a 2022 seventh-round selection to the Miami Dolphins for their 2021 seventh-round selection; signed free agent TE ANTHONY FIRKSER	July 29	Placed OLB BUD DUPREE on reserve/COVID-19
March 19	Signed unrestricted free agents DL DENICO AUTRY , LS MORGAN COX , OLB BUD DUPREE and T KENDALL LAMM ; signed free agent CB JANORIS JENKINS	July 30	Waived injured OL ELIJAH NKANSAH ; signed free agents C PATRICK MORRIS and C SPENCER PULLEY
March 22	Signed unrestricted free agents CB KEVIN JOHNSON and T TY SAMBRAILO	July 31	Activated OLB BUD DUPREE from reserve/COVID-19; placed T BRANDON KEMP on injured reserve; waived CB QUENTON MEEKS ; signed free agent TE LUKE STOCKER
March 23	Signed unrestricted free agents LB JAYON BROWN , WR JOSH REYNOLDS and TE GEOFF SWAIM ; signed free agent OLB OLA ADENIYI	August 1	Waived K BLAKE HAUBEIL ; claimed K SAM FICKEN off waivers from the N.Y. Jets; placed TE BRILEY MOORE on injured reserve
March 30	Signed unrestricted free agent S MATTHIAS FARLEY	August 2	Moved RB JEREMY McNICHOLS and T TY SAMBRAILO from physically unable to perform to the active roster; moved CB CALEB FARLEY from non-football injury to the active roster
April 7	Hired JIM SCHWARTZ as senior defensive assistant	August 3	Waived OL ELIJAH NKANSAH from reserve/injured with an injury settlement
April 23	Signed free agents LB B.J. BELLO , DT WOODROW HAMILTON IV , DT BRUCE HECTOR and CB CHRIS JONES	August 5	Terminated vested veteran QB DeSHONE KIZER ; placed CB GREG MABIN and C SPENCER PULLEY on injured reserve; signed free agents QB MATT BARKLEY , TE DONNIE ERNSBERGER , T BRENT QVALE and G ROSS REYNOLDS
April 29	Claimed OL ELIJAH NKANSAH off waivers from the Indianapolis Colts; drafted CB CALEB FARLEY (first round, 22nd overall)	August 6	Moved OLB BUD DUPREE from physically unable to perform to the active roster; waived C PATRICK MORRIS ; activated CB CHRIS JONES from reserve/COVID-19
April 30	Drafted OL DILLON RADUNZ (second round, 53rd overall), LB MONTY RICE (third round, 92nd overall) and CB ELIJAH MOLDEN (third round, 100th overall)		
May 1	Drafted WR DEZ FITZPATRICK (fourth round, 109th overall), OLB RASHAD WEAVER (fourth round, 135th overall), WR RACEY McMATH (sixth round, 205th overall),		

TENNESSEE TITANS 2021 TRANSACTIONS

August 7	Placed WR CODY HOLLISTER on injured reserve; signed free agent G JORDAN ROOS		
August 10	Waived injured TE DONNIE ERNSBERGER ; terminated vested veterans CB GREG MABIN and C SPENCER PULLEY from reserve/injured with injury settlements		
August 11	Signed free agent TE GABE HOLMES		
August 12	Waived injured G ADAM COON ; waived WR KALIJA LIPSCOMB ; signed free agents S REGGIE FLOYD and S TEDRIC THOMPSON	September 2	Terminated vested veteran TE LUKE STOCKER ; placed RB DARRYNTON EVANS , WR MARCUS JOHNSON and C DANIEL MUNYER on injured reserve; signed QB MATT BARKLEY and DE AMANI BLEDSOE to the practice squad; terminated vested veteran RB BRIAN HILL from reserve/injured with an injury settlement; activated LB NICK DZUBNAR from reserve/COVID-19
August 14	Waived TE DONNIE ERNSBERGER from reserve/injured with an injury settlement	September 3	Placed S BRADY BREEZE on injured reserve; activated OLB HAROLD LANDRY III and WR RACEY McMATH from reserve/COVID-19; released TE MILLER FORRISTALL from the practice squad; signed TE MYCOLE PRUITT to the practice squad
August 15	Terminated vested veteran TE GABE HOLMES ; placed LB B.J. BELLO on injured reserve; signed free agent TE DEON YELDER	September 4	Activated RB JEREMY McNICHOLS and QB RYAN TANNEHILL from reserve/COVID-19; terminated vested veteran DT KYLE PEKO from reserve/injured with an injury settlement
August 16	Waived S REGGIE FLOYD , P JAMES SMITH and TE DEON YELDER ; waived injured DB MAURICE SMITH ; placed CB KEVIN PETERSON on injured reserve; signed free agents S CLAYTON GEATHERS and S BRADLEY McDOUGALD	September 6	Waived CB CHRIS JONES and C/G COREY LEVIN ; activated LB JUSTIN MARCH-LILLARD and TE GEOFF SWAIM from reserve/COVID-19; terminated vested veteran LB JUSTIN MARCH-LILLARD
August 17	Signed free agent LB NICK DZUBNAR ; waived T PAUL ADAMS ; placed DT TREVON COLEY and S TEDRIC THOMPSON on injured reserve; waived WR CODY HOLLISTER from reserve/injured with an injury settlement	September 7	Terminated vested veteran S BRADLEY McDOUGALD ; placed S BRADY BREEZE on reserve/COVID-19; waived OL CHANDON HERRING from reserve/injured with an injury settlement; released OL DERWIN GRAY from the practice squad
August 18	Signed free agent S JAMAL CARTER	September 8	Activated G NATE DAVIS and C BEN JONES from reserve/COVID-19; signed CB CHRIS JONES , C/G COREY LEVIN and S BRADLEY McDOUGALD to the practice squad
August 19	Placed T BRENT QVALE on injured reserve; signed free agent T PAUL ADAMS	September 9	Activated G/C COLE BANWART from reserve/COVID-19; waived G/C COLE BANWART
August 20	Waived G ADAM COON from reserve/injured with an injury settlement; terminated vested veteran S TEDRIC THOMPSON from reserve/injured with an injury settlement	September 10	Released T CHRISTIAN DiLAURO from the practice squad; signed K MICHAEL BADGLEY to the practice squad
August 23	Placed DT ANTHONY RUSH on reserve/COVID-19; waived injured T PAUL ADAMS , K TUCKER McCANN and G ROSS REYNOLDS ; claimed DL FREEDOM AKINMOLADUN off waivers from the Cincinnati Bengals	September 11	Placed K SAM FICKEN on injured reserve; signed K MICHAEL BADGLEY from the practice squad to the active roster; activated S BRADLEY McDOUGALD and TE MYCOLE PRUITT from the practice squad to the active roster standard elevation; signed K RANDY BULLOCK to the practice squad
August 24	Placed LB NICK DZUBNAR and RB JEREMY McNICHOLS on reserve/COVID-19; terminated vested veteran CB KEVIN PETERSON from injured reserve	September 13	Waived K MICHAEL BADGLEY and TE TOMMY HUDSON ; signed S BRADLEY McDOUGALD and TE MYCOLE PRUITT from the practice squad to the active roster; released LB JAN JOHNSON from the practice squad; signed T CHRISTIAN DiLAURO and LB JOE JONES to the practice squad
August 25	Placed OLB HAROLD LANDRY III on reserve/COVID-19; claimed OL DERWIN GRAY off waivers from the Jacksonville Jaguars; waived DB MAURICE SMITH from reserve/injured with an injury settlement	September 14	Signed TE AUSTIN FORT to the practice squad
August 26	Placed LB JUSTIN MARCH-LILLARD , TE GEOFF SWAIM and QB RYAN TANNEHILL on reserve/COVID-19; moved G/C AARON BREWER from non-football injury to the active roster; signed free agents DB NATE BROOKS , RB JAVIAN HAWKINS and LB CASH MALUIA ; placed DT KYLE PEKO on injured reserve	September 15	Placed S AMANI HOOKER on injured reserve; signed K RANDY BULLOCK from the practice squad to the active roster; signed TE TOMMY HUDSON to the practice squad
August 27	Activated DT ANTHONY RUSH from reserve/COVID-19	September 16	Activated S BRADY BREEZE from reserve/COVID-19 returning him back to injured reserve
August 28	Placed WR RACEY McMATH on reserve/COVID-19; waived T PAUL ADAMS from reserve/injured with an injury settlement	September 17	Released T CHRISTIAN DiLAURO from the practice squad; signed K RYAN SANTOSO to the practice squad
August 29	Terminated vested veterans S CLAYTON GEATHERS and OLB JOHN SIMON ; waived DL FREEDOM AKINMOLADUN , DB NATE BROOKS and LB CASH MALUIA ; placed RB BRIAN HILL on injured reserve; placed C BEN JONES on reserve/COVID-19	September 18	Activated TE TOMMY HUDSON from the practice squad to the active roster standard elevation
August 30	Placed G NATE DAVIS on reserve/COVID-19; waived injured OL CHANDON HERRING ; waived G ROSS REYNOLDS from reserve/injured with an injury settlement; terminated vested veteran T BRENT QVALE from reserve/injured with an injury settlement	September 20	Released K RYAN SANTOSO from the practice squad; signed T CHRISTIAN DiLAURO to the practice squad
August 31	Terminated vested veterans CB BRIEAN BODDY-CALHOUN , S JAMAL CARTER and DL WOODROW HAMILTON IV ; waived G/C COLE BANWART , WR FRED BROWN , FB TORY CARTER , T CHRISTIAN DiLAURO , WR DEZ FITZPATRICK , TE MILLER FORRISTALL , OL DERWIN GRAY , RB JAVIAN HAWKINS , LB JAN JOHNSON , DT NAQUAN JONES , WR MASON KINSEY , TE JARED PINKNEY , OLB WYATT RAY and G JORDAN ROOS	September 21	Terminated vested veteran S BRADLEY McDOUGALD ; waived DT ANTHONY RUSH
September 1	Terminated vested veteran QB MATT BARKLEY ; claimed C/G COREY LEVIN off waivers from the N.Y. Jets; signed CB BRIEAN BODDY-CALHOUN , S JAMAL CARTER ,	September 22	Signed DT NAQUAN JONES from the practice squad to the active roster; signed DL ANDREW BROWN to the practice squad
		September 24	Signed TE TOMMY HUDSON from the practice squad to the active roster
		September 25	Activated FB TORY CARTER and DT WOODROW HAMILTON IV from the practice squad to the active roster standard elevation

TENNESSEE TITANS UNOFFICIAL DEPTH CHART

OFFENSE

WR	2	Julio Jones	13	Cameron Batson	<u>81</u>	<u>Racey McMath</u>
TE	87	Geoff Swaim	86	Anthony Firkser	85	MyCole Pruitt
					89	Tommy Hudson
LT	77	Taylor Lewan	70	Ty Sambrailo		
LG	76	Rodger Saffold III	62	Aaron Brewer		
C	60	Ben Jones	62	Aaron Brewer		
RG	64	Nate Davis	<u>75</u>	<u>Dillon Radunz</u>		
RT	72	David Quessenberry	71	Kendall Lamm		
WR	80	Chester Rogers	18	Josh Reynolds		
WR	11	A.J. Brown	15	Nick Westbrook-Ikhine		
QB	17	Ryan Tannehill	5	Logan Woodside		
RB	22	Derrick Henry	28	Jeremy McNichols	41	Khari Blasingame (FB)
					38	<u>Mekhi Sargent</u>

DEFENSE

DE	96	Denico Autry	91	Larrell Murchison		
NT	93	Teair Tart	<u>90</u>	<u>Naquan Jones</u>		
DT	98	Jeffery Simmons				
OLB	48	Bud Dupree	92	Ola Adeniyi	<u>99</u>	<u>Rashad Weaver</u>
ILB	55	Jayon Brown	51	David Long Jr.	49	Nick Dzubnar
ILB	54	Rashaan Evans	<u>56</u>	<u>Monty Rice</u>		
OLB	58	Harold Landry III	50	Derick Roberson		
CB	20	Jackrabbit Jenkins	35	Chris Jackson	<u>24</u>	<u>Elijah Molden</u>
S	31	Kevin Byard				
S	29	Dane Cruikshank	21	Matthias Farley		
CB	26	Kristian Fulton	39	Breon Borders	<u>3</u>	<u>Caleb Farley</u>

SPECIAL TEAMS

K	14	Randy Bullock	6	Brett Kern		
KO	14	Randy Bullock	6	Brett Kern		
P	6	Brett Kern	14	Randy Bullock		
H	6	Brett Kern	5	Logan Woodside		
PR	80	Chester Rogers	13	Cameron Batson		
KOR	80	Chester Rogers	13	Cameron Batson		
LS	46	Morgan Cox	60	Ben Jones		

Rookies are underlined

As of Sept. 26, 2021

TITANS PRONUNCIATION GUIDE

OLA ADENIYI (OH-la ah-DAY-nee); **Randy BULLOCK** (BULL-luck); **Kevin BYARD** (BY-urd); **Dane CRUIKSHANK** (CROOK-shank); **Nick DZUBNAR** (duh-ZOOB-nar); **MATTHIAS Farley** (ma-THIGH-us); **Anthony FIRKSER** (FERK-sir); **Taylor LEWAN** (leh-WAHN); **David QUESSNBERRY** (KWESS-en-berry); **Dillon RADUNZ** (RAY-dinz); **Derick ROBERSON** (ROW-ber-son); **Ty SAMBRAILO** (sam-BRI-low); **MEKHI Sargent** (muh-KAI); **Ryan TANNEHILL** (TAN-uh-hill); **TEAIR Tart** (tee-AIR); **Nick Westbrook-IKHINE** (uh-KEEN-uh)

TENNESSEE TITANS ROSTER BY EXPERIENCE

14TH YEAR	Brett Kern	P	6TH YEAR	Kevin Byard	S	3RD YEAR	Khari Blasingame	FB	1ST YEAR	Tommy Hudson	TE
12TH YEAR	Morgan Cox	LS		Matthias Farley	S		Breon Borders	CB		Brandon Kemp (IR)	T
	Rodger Saffold III	G		Derrick Henry	RB		A.J. Brown	WR		Tucker McCann (IR)	K
11TH YEAR			5TH YEAR	Jayon Brown	LB		Nate Davis	OL	ROOKIE DRAFT PICKS		
	Julio Jones	WR		Trevon Coley (IR)	DT		Sam Ficken (IR)	K		Brady Breeze (IR)	S
10TH YEAR				Josh Reynolds	WR		Amani Hooker (IR)	S		Caleb Farley	CB
	Randy Bullock	K		Chester Rogers	WR		David Long Jr.	LB		Racey McMath	WR
	Jackrabbit Jenkins	CB	4TH YEAR				David Quessenberry	OL		Elijah Molden	CB
	Ben Jones	C		Ola Adeniyi	OLB	2ND YEAR	Derick Roberson	OLB		Dillon Radunz	OL
	Ryan Tannehill	QB		Cameron Batson	WR		Jeffery Simmons	DT		Monty Rice	LB
				B.J. Bello (IR)	ILB					Rashad Weaver	OLB
8TH YEAR	Denico Autry	DL		Dane Cruikshank	DB		Aaron Brewer	G/C	ROOKIE FREE AGENTS		
	Taylor Lewan	T		Rashaan Evans	LB		Darrynton Evans (IR)	CB		Naquan Jones	DT
7TH YEAR				Anthony Firkser	TE		Kristian Fulton	RB		Briley Moore (IR)	TE
	Bud Dupree	OLB		Marcus Johnson (IR)	WR		Chris Jackson	DB		Mekhi Sargent	RB
	Nick Dzubnar	ILB		Harold Landry III	OLB		Jeremy McNichols	RB			
	Kendall Lamm	T		Daniel Munyer (IR)	C		Larrell Murchison	DL		As of Sept. 26, 2021	
	Ty Sambrailo	T					Teair Tart	DT			
	Geoff Swaim	TE					Nick Westbrook-Ikhine	WR			
							Logan Woodside	QB			

TENNESSEE TITANS ROSTER BY DRAFT ROUND

ROUND 1	Player	Pos.	Year	ROUND 4	Player	Pos.	Year	UNDRAFTED	Player	Pos.	Year
	Caleb Farley	CB	2021		Rashad Weaver	OLB	2021		Naquan Jones	DT	2021
	Jeffery Simmons	DT	2019		Amani Hooker (IR)	S	2019		Briley Moore (IR)	TE	2021
	Rashaan Evans	LB	2018		Josh Reynolds	WR	2017 (LAR)		Mekhi Sargent	RB	2021
	Bud Dupree	OLB	2015 (Pit)		Ben Jones	C	2012 (Hou)		Aaron Brewer	G/C	2020
	Taylor Lewan	T	2014	ROUND 5					Tommy Hudson	TE	2020
	Ryan Tannehill	QB	2012 (Mia)	Player	Pos.	Year			Brandon Kemp (IR)	T	2020
	Julio Jones	WR	2011 (Atl)		Larrell Murchison	DL	2020		Tucker McCann (IR)	K	2020
ROUND 2					Dane Cruikshank	DB	2018		Teair Tart	DT	2020
Player	Pos.	Year			Jayon Brown	LB	2017		Nick Westbrook-Ikhine	WR	2020
	Dillon Radunz	T	2021		Jeremy McNichols	RB	2017 (TB)		Khari Blasingame	FB	2019 (Min)
	Kristian Fulton	CB	2020		MyCole Pruitt	TE	2015 (Min)		Derick Roberson	OLB	2019
	A.J. Brown	WR	2019		Randy Bullock	K	2012 (Hou)		Ola Adeniyi	OLB	2018 (Pit)
	Harold Landry III	OLB	2018	ROUND 6					Cameron Batson	WR	2018
	Derrick Henry	RB	2016	Player	Pos.	Year			B.J. Bello (IR)	ILB	2017 (Cle)
	Ty Sambrailo	T	2015 (Den)		David Long Jr.	LB	2019		Breon Borders	CB	2017 (Oak)
	Jackrabbit Jenkins	CB	2012 (StL)		David Quessenberry	OL	2013 (Hou)		Anthony Firkser	TE	2017 (NYJ)
	Rodger Saffold III	G	2010 (StL)	ROUND 7					Trevon Coley (IR)	DT	2016 (Bal)
ROUND 3				Player	Pos.	Year			Matthias Farley	S	2016 (Ari)
Player	Pos.	Year			Brady Breeze (IR)	S	2021		Sam Ficken (IR)	K	2016 (Jax)
	Elijah Molden	CB	2021		Racey McMath	WR	2021		Marcus Johnson (IR)	WR	2016 (Phi)
	Monty Rice	ILB	2021		Chris Jackson	DB	2020		Chester Rogers	WR	2016 (Ind)
	Darrynton Evans (IR)	RB	2020		Logan Woodside	QB	2018 (Cin)		Nick Dzubnar	ILB	2015 (SD)
	Nate Davis	OL	2019		Geoff Swaim	TE	2015 (Dal)		Kendall Lamm	T	2015 (Hou)
	Kevin Byard	S	2016						Daniel Munyer (IR)	C	2015 (KC)
									Denico Autry	DL	2014 (Oak)
									Morgan Cox	LS	2010 (Bal)
									Brett Kern	P	2008 (Den)

As of Sept. 26, 2021

HOW THE TENNESSEE TITANS WERE BUILT

YEAR	DRAFTEES (20)	FREE AGENTS (30)	TRADES/WAIVERS (3)
2021	CB Caleb Farley (1) OL Dillon Radunz (2) LB Monty Rice (3a) CB Elijah Molden (3b) OLB Rashad Weaver (4b) WR Racey McMath (6a)	CB Breon Borders (FA) DL Denico Autry (UFA-IND) LS Morgan Cox (UFA-BAL) OLB Bud Dupree (UFA-PIT) CB Jackrabbit Jenkins (FA) T Kendall Lamm (UFA-CLE) OLB Ola Adeniyi (FA) WR Josh Reynolds (UFA-LAR) S Matthias Farley (UFA-NYJ) DT Naquan Jones (FA) RB Mekhi Sargent (FA) TE MyCole Pruitt (FA) K Randy Bullock (FA)	WR Julio Jones (T-ATL)
2020	CB Kristian Fulton (2) DL Larrell Murchison (5) CB Chris Jackson (7b)	LB Nick Dzubnar (UFA-LAC) T Ty Sambrailo (FA) C Aaron Brewer (FA) TE Tommy Hudson (FA) DT Teair Tart (FA) WR Nick Westbrook-Ikhine (FA) TE Geoff Swaim (FA) RB Jeremy McNichols (FA) WR Chester Rogers (FA)	
2019	DT Jeffery Simmons (1) WR A.J. Brown (2) G Nate Davis (3) LB David Long Jr. (6)	G Rodger Saffold III (UFA-LAR) QB Logan Woodside (FA) OLB Derick Roberson (FA) FB Khari Blasingame (FA)	QB Ryan Tannehill (T-MIA)
2018	LB Rashaan Evans (1) OLB Harold Landry III (2) DB Dane Cruikshank (5)	WR Cameron Batson (FA) TE Anthony Firkser (FA) OL David Quessenberry (FA)	
2017	LB Jayon Brown (5)		
2016	RB Derrick Henry (2c) S Kevin Byard (3)	C Ben Jones (UFA-HOU)	
2014	T Taylor Lewan (1)		
2009			P Brett Kern (W-DEN)

Reserve/Injured: LB B.J. Bello (FA-2021), S Brady Breeze (D6b-2021), DT Trevon Coley (FA-2021), RB Darrynton Evans (D3-2020), K Sam Ficken (W-2021), WR Marcus Johnson (FA-2020), T Brandon Kemp (FA-2020), K Tucker McCann (FA-2020), TE Briley Moore (FA-2021), C Daniel Munyer (FA-2019)

As of Sept. 26, 2021

TENNESSEE TITANS POSITIONAL ROSTER - OFFENSE

QUARTERBACKS (2)

17	Tannehill, Ryan	QB	6-4	217	7/27/88	10	Texas A&M	Big Spring, Texas	T (MIA)-'19
5	Woodside, Logan	QB	6-1	213	1/27/95	2	Toledo	Frankfort, Ky.	FA-'19

RUNNING BACKS (4)

41	Blasingame, Khari	FB	6-0	233	7/1/96	3	Vanderbilt	New Market, Ala.	FA-'19
22	Henry, Derrick	RB	6-3	247	1/4/94	6	Alabama	Yulee, Fla.	D2c-'16
28	McNichols, Jeremy	RB	5-9	205	12/26/95	2	Boise State	Santa Margarita, Calif.	FA-'20
38	Sargent, Mekhi	RB	5-8	208	10/8/97	R	Iowa	Key West, Fla.	FA-'21

WIDE RECEIVERS (7)

13	Batson, Cameron	WR	5-8	175	12/20/95	4	Texas Tech	Oklahoma City, Okla.	FA-'18
11	Brown, A.J.	WR	6-1	226	6/30/97	3	Mississippi	Starkville, Miss.	D2-'19
2	Jones, Julio	WR	6-3	220	2/8/89	11	Alabama	Foley, Ala.	T (ATL)-'21
81	McMath, Racey	WR	6-3	217	6/14/99	R	Louisiana State	New Orleans, La.	D6a-'21
18	Reynolds, Josh	WR	6-3	196	2/16/95	5	Texas A&M	San Antonio, Texas	UFA (LAR)-'21
80	Rogers, Chester	WR	6-0	184	1/12/94	5	Grambling State	Huntsville, Ala.	FA-'20
15	Westbrook-Ikhine, Nick	WR	6-2	211	3/21/97	2	Indiana	Lake Mary, Fla.	FA-'20

TIGHT ENDS (4)

86	Firkser, Anthony	TE	6-2	246	2/19/95	4	Harvard	Manalapan, N.J.	FA-'18
89	Hudson, Tommy	TE	6-3	255	2/22/97	1	Arizona State	San Jose, Calif.	FA-'20
85	Pruitt, MyCole	TE	6-2	245	3/24/92	6	Southern Illinois	South Bend, Ind.	FA-'18
87	Swaim, Geoff	TE	6-4	260	9/16/93	7	Texas	Chico, Calif.	FA-'20

CENTERS (1)

62	Brewer, Aaron	G/C	6-1	295	10/28/97	2	Texas State	Dallas, Texas	FA-'20
60	Jones, Ben	C	6-3	308	7/2/89	10	Georgia	Brent, Ala.	UFA (HOU)-'16

GUARDS (3)

64	Davis, Nate	G	6-3	316	9/23/96	3	Charlotte	Ashburn, Va.	D3-'19
75	Radunz, Dillon	OL	6-6	301	3/28/98	R	North Dakota State	Becker, Minn.	D2-'21
76	Saffold III, Rodger	G	6-5	325	6/6/88	12	Indiana	Bedford, Ohio	UFA (LAR)-'19

TACKLES (4)

71	Lamm, Kendall	T	6-5	310	6/5/92	7	Appalachian State	Matthews, N.C.	UFA (CLE)-'21
77	Lewan, Taylor	T	6-7	309	7/22/91	8	Michigan	Cave Creek, Ariz.	D1-'14
72	Quessenberry, David	OL	6-5	310	8/24/90	3	San Jose State	La Jolla, Calif.	FA-'18
70	Sambraio, Ty	T	6-5	311	3/10/92	7	Colorado State	Watsonville, Calif.	FA-'20

LONG SNAPPER (1)

46	Cox, Morgan	LS	6-4	233	4/26/86	12	Tennessee	Collierville, Tenn.	UFA (BAL)-'21
----	-------------	----	-----	-----	---------	----	-----------	---------------------	---------------

PLACEKICKERS (1)

14	Bullock, Randy	K	5-9	210	12/16/89	10	Texas A&M	Klein, Texas	FA-'21
----	----------------	---	-----	-----	----------	----	-----------	--------------	--------

As of Sept. 26, 2021

TENNESSEE TITANS POSITIONAL ROSTER - DEFENSE

DEFENSIVE LINEMEN (5)

96	Autry, Denico	DL	6-5	285	7/15/90	8	Mississippi State	Albemarle, N.C.	UFA (IND)-'21
91	Murchison, Larrell	DL	6-2	297	4/24/97	2	North Carolina State	Elizabethtown, N.C.	D5-'20
95	Rush, Anthony	DT	6-4	361	9/1/96	3	Alabama-Birmingham	Raleigh, N.C.	FA-'21
98	Simmons, Jeffery	DL	6-4	305	7/28/97	3	Mississippi State	Macon, Miss.	D1-'19
93	Tart, Teair	DT	6-2	304	2/28/97	2	Florida International	Philadelphia, Pa.	FA-'20

LINEBACKERS (10)

92	Adeniyi, Ola	OLB	6-1	248	9/12/97	4	Toledo	Fort Bend County, Texas	FA-'21
55	Brown, Jayon	LB	6-0	226	2/26/95	5	UCLA	Long Beach, Calif.	D5-'17
48	Dupree, Bud	OLB	6-4	269	2/12/93	7	Kentucky	Irwinton, Ga.	UFA (PIT)-'21
49	Dzubnar, Nick	LB	6-1	240	8/15/91	7	Cal Poly - San Luis Obispo	Mission Viejo, Calif.	UFA (LAC)-'20
54	Evans, Rashaan	LB	6-2	232	11/8/95	4	Alabama	Auburn, Ala.	D1-'18
58	Landry III, Harold	OLB	6-2	252	6/5/96	4	Boston College	Spring Lake, N.C.	D2-'18
51	Long Jr., David	LB	5-11	227	10/12/96	3	West Virginia	Cincinnati, Ohio	D6-'19
56	Rice, Monty	LB	6-0	233	1/8/99	R	Georgia	Huntsville, Ala.	D3a-'21
50	Roberson, Derick	OLB	6-3	250	11/15/95	3	Sam Houston State	San Antonio, Texas	FA-'19
99	Weaver, Rashad	OLB	6-4	259	11/10/97	R	Pittsburgh	Fort Lauderdale, Fla.	D4b-'21

CORNERBACKS (6)

39	Borders, Breon	CB	6-0	189	7/22/95	3	Duke	Statesville, N.C.	FA-'20
3	Farley, Caleb	CB	6-2	197	11/2/98	R	Virginia Tech	Maiden, N.C.	D1-'21
26	Fulton, Kristian	CB	5-11	197	9/3/98	2	Louisiana State	New Orleans, La.	D2-'20
35	Jackson, Chris	DB	5-10	193	4/13/98	2	Marshall	Tallahassee, Fla.	D7b-'20
20	Jenkins, Jackrabbit	CB	5-10	190	10/29/88	10	North Alabama	Pahokee, Fla.	FA-'21
24	Molden, Elijah	CB	5-10	192	1/30/99	R	Washington	West Linn, Ore.	D3b-'21

SAFETIES (3)

31	Byard, Kevin	S	5-11	212	8/17/93	6	Middle Tennessee State	Lithonia, Ga.	D3-'16
29	Cruikshank, Dane	DB	6-1	209	4/27/95	4	Arizona	Chino Hills, Calif.	D5-'18
21	Farley, Matthias	S	5-11	209	7/15/92	6	Notre Dame	Charlotte, N.C.	UFA (NYJ)-'21

PUNTERS (1)

6	Kern, Brett	P	6-2	214	2/17/86	14	Toledo	Grand Island, N.Y.	W (DEN)-'09
---	-------------	---	-----	-----	---------	----	--------	--------------------	-------------

As of Sept. 26, 2021

TENNESSEE TITANS ALPHABETICAL ROSTER

NO.	NAME	POS.	HT.	WT.	BIRTHDATE	EXP.	COLLEGE	HOMETOWN	ACQUIRED
92	Adeniyi, Ola	OLB	6-1	248	9/12/97	4	Toledo	Fort Bend County, Texas	FA-'21
96	Autry, Denico	DL	6-5	285	7/15/90	8	Mississippi State	Albemarle, N.C.	UFA (IND)-'21
13	Batson, Cameron	WR	5-8	175	12/20/95	4	Texas Tech	Oklahoma City, Okla.	FA-'18
41	Blasingame, Khari	FB	6-0	233	7/1/96	3	Vanderbilt	New Market, Ala.	FA-'19
39	Borders, Breon	CB	6-0	189	7/22/95	3	Duke	Statesville, N.C.	FA-'20
62	Brewer, Aaron	G/C	6-1	295	10/28/97	2	Texas State	Dallas, Texas	FA-'20
11	Brown, A.J.	WR	6-1	226	6/30/97	3	Mississippi	Starkville, Miss.	D2-'19
55	Brown, Jayon	LB	6-0	226	2/26/95	5	UCLA	Long Beach, Calif.	D5-'17
14	Bullock, Randy	K	5-9	210	12/16/89	10	Texas A&M	Klein, Texas	FA-'21
31	Byard, Kevin	S	5-11	212	8/17/93	6	Middle Tennessee State	Lithonia, Ga.	D3-'16
46	Cox, Morgan	LS	6-4	233	4/26/86	12	Tennessee	Collierville, Tenn.	UFA (BAL)-'21
29	Cruikshank, Dane	DB	6-1	209	4/27/95	4	Arizona	Chino Hills, Calif.	D5-'18
64	Davis, Nate	G	6-3	316	9/23/96	3	Charlotte	Ashburn, Va.	D3-'19
48	Dupree, Bud	OLB	6-4	269	2/12/93	7	Kentucky	Irvington, Ga.	UFA (PIT)-'21
49	Dzubnar, Nick	LB	6-1	240	8/15/91	7	Cal Poly - San Luis Obispo	Mission Viejo, Calif.	UFA (LAC)-'20
54	Evans, Rashaan	LB	6-2	232	11/8/95	4	Alabama	Auburn, Ala.	D1-'18
3	Farley, Caleb	CB	6-2	197	11/2/98	R	Virginia Tech	Maiden, N.C.	D1-'21
21	Farley, Matthias	S	5-11	209	7/15/92	6	Notre Dame	Charlotte, N.C.	UFA (NYJ)-'21
86	Firkser, Anthony	TE	6-2	246	2/19/95	4	Harvard	Manalapan, N.J.	FA-'18
26	Fulton, Kristian	CB	5-11	197	9/3/98	2	Louisiana State	New Orleans, La.	D2-'20
22	Henry, Derrick	RB	6-3	247	1/4/94	6	Alabama	Yulee, Fla.	D2c-'16
89	Hudson, Tommy	TE	6-3	255	2/22/97	1	Arizona State	San Jose, Calif.	FA-'20
35	Jackson, Chris	DB	5-10	193	4/13/98	2	Marshall	Tallahassee, Fla.	D7b-'20
20	Jenkins, Jackrabbit	CB	5-10	190	10/29/88	10	North Alabama	Pahokee, Fla.	FA-'21
60	Jones, Ben	C	6-3	308	7/2/89	10	Georgia	Brent, Ala.	UFA (HOU)-'16
2	Jones, Julio	WR	6-3	220	2/8/89	11	Alabama	Foley, Ala.	T (ATL)-'21
90	Jones, Naquan	DT	6-3	313	2/5/98	R	Michigan State	Evanston, Ill.	FA-'21
6	Kern, Brett	P	6-2	214	2/17/86	14	Toledo	Grand Island, N.Y.	W (DEN)-'09
71	Lamm, Kendall	T	6-5	310	6/5/92	7	Appalachian State	Matthews, N.C.	UFA (CLE)-'21
58	Landry III, Harold	OLB	6-2	252	6/5/96	4	Boston College	Spring Lake, N.C.	D2-'18
77	Lewan, Taylor	T	6-7	309	7/22/91	8	Michigan	Cave Creek, Ariz.	D1-'14
51	Long Jr., David	LB	5-11	227	10/12/96	3	West Virginia	Cincinnati, Ohio	D6-'19
81	McMath, Racey	WR	6-3	217	6/14/99	R	Louisiana State	New Orleans, La.	D6a-'21
24	McNichols, Jeremy	RB	5-9	205	12/26/95	2	Boise State	Santa Margarita, Calif.	FA-'20
28	Molden, Elijah	CB	5-10	192	1/30/99	R	Washington	West Linn, Ore.	D3b-'21
91	Murchison, Larrell	DL	6-2	297	4/24/97	2	North Carolina State	Elizabethtown, N.C.	D5-'20
85	Pruitt, MyCole	TE	6-2	245	3/24/92	6	Southern Illinois	South Bend, Ind.	FA-'18
72	Quessenberry, David	OL	6-5	310	8/24/90	3	San Jose State	La Jolla, Calif.	FA-'18
75	Radunz, Dillon	OL	6-6	301	3/28/98	R	North Dakota State	Becker, Minn.	D2-'21
18	Reynolds, Josh	WR	6-3	196	2/16/95	5	Texas A&M	San Antonio, Texas	UFA (LAR)-'21
56	Rice, Monty	LB	6-0	233	1/8/99	R	Georgia	Huntsville, Ala.	D3a-'21
50	Roberson, Derick	OLB	6-3	250	11/15/95	3	Sam Houston State	San Antonio, Texas	FA-'19
80	Rogers, Chester	WR	6-0	184	1/12/94	5	Grambling State	Huntsville, Ala.	FA-'20
76	Saffold III, Rodger	G	6-5	325	6/6/88	12	Indiana	Bedford, Ohio	UFA (LAR)-'19
70	Sambrailo, Ty	T	6-5	311	3/10/92	7	Colorado State	Watsonville, Calif.	FA-'20
38	Sargent, Mekhi	RB	5-8	208	10/8/97	R	Iowa	Key West, Fla.	FA-'21
98	Simmons, Jeffery	DT	6-4	305	7/28/97	3	Mississippi State	Macon, Miss.	D1-'19
87	Swaim, Geoff	TE	6-4	260	9/16/93	7	Texas	Chico, Calif.	FA-'20
17	Tannehill, Ryan	QB	6-4	217	7/27/88	10	Texas A&M	Big Spring, Texas	T (MIA)-'19
93	Tart, Tear	DT	6-2	304	2/28/97	2	Florida International	Philadelphia, Pa.	FA-'20
99	Weaver, Rashad	OLB	6-4	259	11/10/97	R	Pittsburgh	Fort Lauderdale, Fla.	D4b-'21
15	Westbrook-Ikhine, Nick	WR	6-2	211	3/21/97	2	Indiana	Lake Mary, Fla.	FA-'20
5	Woodside, Logan	QB	6-1	213	1/27/95	2	Toledo	Frankfort, Ky.	FA-'19
PRACTICE SQUAD (15):									
7	Barkley, Matt	QB	6-2	234	9/8/90	9	Southern California	Newport Beach, Calif.	FA-'21
94	Bledsoe, Amani	DE	6-4	280	2/6/98	2	Oklahoma	Lawrence, Kan.	FA-'21
36	Boddy-Calhoun, Briean	CB	5-9	193	1/21/93	4	Minnesota	Wilmington, Del.	FA-'21
97	Brown, Andrew	DL	6-3	290	12/30/95	3	Virginia	Chesapeake, Va.	FA-'21
25	Carter, Jamal	S	6-1	215	4/12/94	4	Miami (Fla.)	Naranja, Fla.	FA-'21
44	Carter, Tory	FB	6-0	229	3/16/99	R	Louisiana State	Valdosta, Ga.	FA-'21
69	DiLauro, Christian	T	6-6	300	11/11/94	1	Illinois	Uniontown, Ohio	FA-'21
10	Fitzpatrick, Dez	WR	6-2	208	12/17/97	R	Louisville	Farmington Hills, Mich.	D4a-'21
84	Fort, Austin	TE	6-4	244	5/14/95	3	Wyoming	Gillette, Wyo.	FA-'21
78	Hamilton IV, Woodrow	DT	6-3	315	12/20/92	3	Mississippi	Raleigh, Miss.	FA-'21
23	Jones, Chris	CB	6-0	200	8/13/95	3	Nebraska	Jacksonville, Fla.	FA-'21
42	Jones, Joe	LB	6-0	240	2/21/94	5	Northwestern	Plano, Ill.	FA-'21
12	Kinsey, Mason	WR	5-10	198	8/29/98	1	Berry College	Demorest, Ga.	FA-'21
61	Levin, Corey	C/G	6-4	307	8/12/94	3	Chattanooga	Dacula, Ga.	W (NYJ)-'21
57	Roos, Jordan	G	6-3	302	7/6/93	3	Purdue	Celina, Texas	FA-'21
RESERVE/INJURED (11):									
53	Bello, B.J.	LB	6-3	229	10/31/94	4	Illinois State	New Lenox, Ill.	FA-'21
33	Breeze, Brady *	S	6-0	197	10/9/97	R	Oregon	Lake Oswego, Ore.	D6b-'21
97	Coley, Trevon	DT	6-1	300	7/13/94	5	Florida Atlantic	Miramar, Fla.	FA-'21
32	Evans, Darrynton *	RB	5-10	203	7/9/98	2	Appalachian State	Oak Hill, Fla.	D3-'20
4	Ficken, Sam *	K	6-1	192	12/14/92	3	Penn State	Valparaiso, Ind.	W (NYJ)-'21
37	Hooker, Amani *	DB	5-11	210	6/14/98	3	Iowa	Minneapolis, Minn.	D4-'19
88	Johnson, Marcus *	WR	6-1	207	8/5/94	4	Texas	Clear Springs, Texas	FA-'20
66	Kemp, Brandon	T	6-6	317	1/18/97	1	Valdosta State	Atlanta, Ga.	FA-'20
7	McCann, Tucker	K	6-0	218	11/10/97	1	Missouri	O'Fallon, Ill.	FA-'20
49	Moore, Briley	TE	6-4	240	1/13/98	R	Kansas State	Blue Springs, Mo.	FA-'21
52	Munyer, Daniel *	C	6-1	305	3/4/92	4	Colorado	Harbor City, Calif.	FA-'19

Active Roster Count: 53

* - Eligible to Return From Reserve/Injured

As of Sept. 26, 2021

HEAD COACH: MIKE VRABEL

ASSISTANT COACHES: SHANE BOWEN (defensive coordinator), TODD DOWNING (offensive coordinator), CRAIG AUKERMAN (special teams), BRIAN BELL (strength and conditioning assistant), SCOTT BOOKER (safeties), KEITH CARTER (offensive line), RYAN CROW (outside linebackers), TONY DEWS (running backs), MATT EDWARDS (assistant special teams), ERIK FRAZIER (offensive skill assistant), MONDRAY GEE (strength and conditioning assistant), JIM HASLETT (inside linebackers), JASON HOUGHTALING (offensive line assistant), ZAK KUHR (inside linebackers assistant), ANTHONY MIDGET (secondary), ROB MOORE (wide receivers), PAT O'HARA (quarterbacks), FRANK PIRAINO (strength and conditioning), JIM SCHWARTZ (senior defensive assistant), LUKE STECKEL (tight ends), JOHN STREICHER (coordinator of football development), MIKE SULLIVAN (assistant offensive line), KENECHI UDEZE (defensive line assistant), TERRELL WILLIAMS (defensive line)

GAME PREVIEW

TEAM NOTES

PLAYER NOTES

MEDIA

STATISTICS

ROSTERS

TENNESSEE TITANS NUMERICAL ROSTER

NO.	NAME	POS.	HT.	WT.	AGE	EXP.	COLLEGE	HOMETOWN	ACQUIRED
2	Julio Jones	WR	6-3	220	32	11	Alabama	Foley, Ala.	T (ATL)-'21
3	Caleb Farley	CB	6-2	197	22	R	Virginia Tech	Maiden, N.C.	D1-'21
5	Logan Woodside	QB	6-1	213	26	2	Toledo	Frankfort, Ky.	FA-'19
6	Brett Kern	P	6-2	214	35	14	Toledo	Grand Island, N.Y.	W (DEN)-'09
11	A.J. Brown	WR	6-1	226	24	3	Mississippi	Starkville, Miss.	D2-'19
13	Cameron Batson	WR	5-8	175	25	4	Texas Tech	Oklahoma City, Okla.	FA-'18
14	Randy Bullock	K	5-9	210	31	10	Texas A&M	Klein, Texas	FA-'21
15	Nick Westbrook-Ikhine	WR	6-2	211	24	2	Indiana	Lake Mary, Fla.	FA-'20
17	Ryan Tannehill	QB	6-4	217	33	10	Texas A&M	Big Spring, Texas	T (MIA)-'19
18	Josh Reynolds	WR	6-3	196	26	5	Texas A&M	San Antonio, Texas	UFA (LAR)-'21
20	Jackrabbit Jenkins	CB	5-10	190	32	10	North Alabama	Pahokee, Fla.	FA-'21
21	Matthias Farley	S	5-11	209	29	6	Notre Dame	Charlotte, N.C.	UFA (NYJ)-'21
22	Derrick Henry	RB	6-3	247	27	6	Alabama	Yulee, Fla.	D2c-'16
24	Elijah Molden	CB	5-10	192	22	R	Washington	West Linn, Ore.	D3b-'21
26	Kristian Fulton	CB	5-11	197	23	2	Louisiana State	New Orleans, La.	D2-'20
28	Jeremy McNichols	RB	5-9	205	25	2	Boise State	Santa Margarita, Calif.	FA-'20
29	Dane Cruikshank	DB	6-1	209	26	4	Arizona	Chino Hills, Calif.	D5-'18
31	Kevin Byard	S	5-11	212	28	6	Middle Tennessee State	Lithonia, Ga.	D3-'16
35	Chris Jackson	DB	5-10	193	23	2	Marshall	Tallahassee, Fla.	D7b-'20
38	Mekhi Sargent	RB	5-8	208	23	R	Iowa	Key West, Fla.	FA-'21
39	Breon Borders	CB	6-0	189	26	3	Duke	Statesville, N.C.	FA-'20
41	Khari Blasingame	FB	6-0	233	25	3	Vanderbilt	New Market, Ala.	FA-'19
46	Morgan Cox	LS	6-4	233	35	12	Tennessee	Collierville, Tenn.	UFA (BAL)-'21
48	Bud Dupree	OLB	6-4	269	28	7	Kentucky	Irvington, Ga.	UFA (PIT)-'21
49	Nick Dzubnar	LB	6-1	240	30	7	Cal Poly - San Luis Obispo	Mission Viejo, Calif.	UFA (LAC)-'20
50	Derick Roberson	OLB	6-3	250	25	3	Sam Houston State	San Antonio, Texas	FA-'19
51	David Long Jr.	LB	5-11	227	24	3	West Virginia	Cincinnati, Ohio	D6-'19
54	Rashaan Evans	LB	6-2	232	25	4	Alabama	Auburn, Ala.	D1-'18
55	Jayon Brown	LB	6-0	226	26	5	UCLA	Long Beach, Calif.	D5-'17
56	Monty Rice	LB	6-0	233	22	R	Georgia	Huntsville, Ala.	D3a-'21
58	Harold Landry III	OLB	6-2	252	25	4	Boston College	Spring Lake, N.C.	D2-'18
60	Ben Jones	C	6-3	308	32	10	Georgia	Brent, Ala.	UFA (HOU)-'16
62	Aaron Brewer	G/C	6-1	295	23	2	Texas State	Dallas, Texas	FA-'20
64	Nate Davis	G	6-3	316	25	3	Charlotte	Ashburn, Va.	D3-'19
70	Ty Sambrailo	T	6-5	311	29	7	Colorado State	Watsonville, Calif.	FA-'20
71	Kendall Lamm	T	6-5	310	29	7	Appalachian State	Matthews, N.C.	UFA (CLE)-'21
72	David Quessenberry	OL	6-5	305	31	3	San Jose State	La Jolla, Calif.	FA-'18
75	Dillon Radunz	OL	6-6	301	23	R	North Dakota State	Becker, Minn.	D2-'21
76	Rodger Saffold III	G	6-5	325	33	12	Indiana	Bedford, Ohio	UFA (LAR)-'19
77	Taylor Lewan	T	6-7	309	30	8	Michigan	Cave Creek, Ariz.	D1-'14
80	Chester Rogers	WR	6-0	184	27	5	Grambling State	Huntsville, Ala.	FA-'20
81	Racey McMath	WR	6-3	217	22	R	Louisiana State	New Orleans, La.	D6a-'21
85	MyCole Pruitt	TE	6-2	245	29	6	Southern Illinois	South Bend, Ind.	FA-'21
86	Anthony Firkser	TE	6-2	246	26	4	Harvard	Manalapan, N.J.	FA-'18
87	Geoff Swaim	TE	6-4	260	28	7	Texas	Chico, Calif.	FA-'20
89	Tommy Hudson	TE	6-3	255	24	1	Arizona State	San Jose, Calif.	FA-'20
90	Naquan Jones	DT	6-3	313	23	R	Michigan State	Evanston, Ill.	FA-'21
91	Larrell Murchison	DL	6-2	297	24	2	North Carolina State	Elizabethtown, N.C.	D5-'20
92	Ola Adeniyi	OLB	6-1	248	24	4	Toledo	Fort Bend County, Texas	FA-'21
93	Teair Tart	DT	6-2	304	24	2	Florida International	Philadelphia, Pa.	FA-'20
96	Denico Autry	DL	6-5	285	31	8	Mississippi State	Albemarle, N.C.	UFA (IND)-'21
98	Jeffery Simmons	DT	6-4	305	24	3	Mississippi State	Macon, Miss.	D1-'19
99	Rashad Weaver	OLB	6-4	259	23	R	Pittsburgh	Fort Lauderdale, Fla.	D4b-'21
PRACTICE SQUAD (15):									
7	Matt Barkley	QB	6-2	234	31	9	Southern California	Newport Beach, Calif.	FA-'21
10	Dez Fitzpatrick	WR	6-2	208	23	R	Louisville	Farmington Hills, Mich.	D4a-'21
12	Mason Kinsey	WR	5-10	198	23	1	Berry College	Demorest, Ga.	FA-'21
23	Chris Jones	CB	6-0	200	26	3	Nebraska	Jacksonville, Fla.	FA-'21
25	Jamal Carter	S	6-1	215	27	4	Miami (Fla.)	Naranja, Fla.	FA-'21
36	Briean Boddy-Calhoun	CB	5-9	193	28	4	Minnesota	Wilmington, Del.	FA-'21
42	Joe Jones	LB	6-0	240	27	5	Northwestern	Plano, Ill.	FA-'21
44	Tory Carter	FB	6-0	229	22	R	Louisiana State	Valdosta, Ga.	FA-'21
57	Jordan Roos	G	6-3	302	28	3	Purdue	Celina, Texas	FA-'21
61	Corey Levin	C/G	6-4	307	27	3	Chattanooga	Dacula, Ga.	W (NYJ)-'21
69	Christian DiLauro	T	6-6	300	26	1	Illinois	Uniontown, Ohio	FA-'21
78	Woodrow Hamilton IV	DT	6-3	315	28	3	Mississippi	Raleigh, Miss.	FA-'21
84	Austin Fort	TE	6-4	244	26	3	Wyoming	Gillette, Wyo.	FA-'21
94	Amani Bledsoe	DE	6-4	280	23	2	Oklahoma	Lawrence, Kan.	FA-'21
97	Andrew Brown	DL	6-3	290	25	3	Virginia	Chesapeake, Va.	FA-'21
RESERVE/INJURED (11):									
4	Sam Ficken *	K	6-1	192	28	3	Penn State	Valparaiso, Ind.	W (NYJ)-'21
7	Tucker McCann	K	6-0	218	23	1	Missouri	O'Fallon, Ill.	FA-'20
32	Darrynton Evans *	RB	5-10	203	23	2	Appalachian State	Oak Hill, Fla.	D3-'20
33	Brady Breeze *	S	6-0	197	23	R	Oregon	Lake Oswego, Ore.	D6b-'21
37	Amani Hooker *	DB	5-11	210	23	3	Iowa	Minneapolis, Minn.	D4-'19
49	Briley Moore	TE	6-4	240	23	R	Kansas State	Blue Springs, Mo.	FA-'21
52	Daniel Munyer *	C	6-1	305	29	4	Colorado	Harbor City, Calif.	FA-'19
53	B.J. Bello	LB	6-3	229	26	4	Illinois State	New Lenox, Ill.	FA-'21
66	Brandon Kemp	T	6-6	317	24	1	Valdosta State	Atlanta, Ga.	FA-'20
88	Marcus Johnson *	WR	6-1	207	27	5	Texas	Clear Springs, Texas	FA-'20
97	Trevon Coley	DT	6-1	300	27	5	Florida Atlantic	Miramar, Fla.	FA-'21

Active Roster Count: 53

* - Eligible to Return From Reserve/Injured

As of Sept. 26, 2021

HEAD COACH: MIKE VRABEL

ASSISTANT COACHES: SHANE BOWEN (defensive coordinator), TODD DOWNING (offensive coordinator), CRAIG AUKERMAN (special teams), BRIAN BELL (strength and conditioning assistant), SCOTT BOOKER (safeties), KEITH CARTER (offensive line), RYAN CROW (outside linebackers), TONY DEWS (running backs), MATT EDWARDS (assistant special teams), ERIK FRAZIER (offensive skill assistant), MONDRAY GEE (strength and conditioning assistant), JIM HASLETT (inside linebackers), JASON HOUGHTALING (offensive line assistant), ZAK KUHR (inside linebackers assistant), ANTHONY MIDGET (secondary), ROB MOORE (wide receivers), PAT O'HARA (quarterbacks), FRANK PIRAINO (strength and conditioning), JIM SCHWARTZ (senior defensive assistant), LUKE STECKEL (tight ends), JOHN STREICHER (coordinator of football development), MIKE SULLIVAN (assistant offensive line), KENECHI UDEZE (defensive line assistant), TERRELL WILLIAMS (defensive line)

HOW ACQUIRED KEY: FA (free agent), UFA (unrestricted free agent), RFA (restricted free agent), D (draft pick), W (waivers), T (trade)