

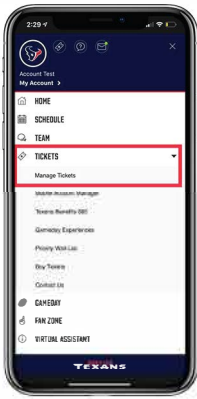
# MOBILE TICKETING

All Houston Texans tickets and parking passes are mobile. The Houston Texans app is a one stop shop! Download now and log in using the email address and password associated with your Texans account manager to get started!

## HELPFUL GAMEDAY TIPS

- Download the Houston Texans Mobile App
- Have your tickets pulled up and ready to be scanned
- Have your phone set to the highest brightness level
  - Make sure you have a full battery charge before you head to the stadium
- If you are attending with guests, transfer (forward) each person their own ticket in advance

# HOW TO ACCESS YOUR TICKET



**STEP 1**

Open the Houston Texans App and click the more button in the bottom right corner.



**STEP 2**

Select Log in to Ticketmaster/MANAGE TICKETS and select specific game.

You will need to log into with your Texans Account Manager email and password



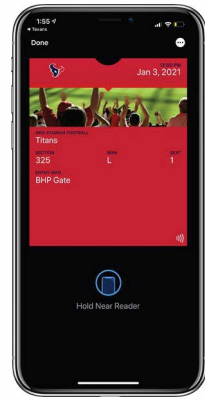
**STEP 3**

Click VIEW BARCODE



**STEP 4**

Hold phone under scanner pedestal to scan ticket. Swipe to the left to scan more tickets if applicable.



**STEP 4**

(Optional): You also have the option to click ADD TO WALLET and pull the ticket up in your Wallet App

# HOW TO TRANSFER



**STEP 1**

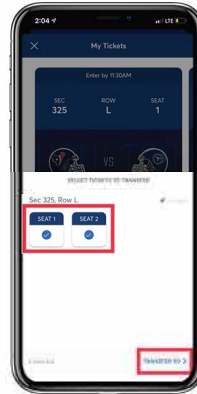
Once you are signed in, your screen will list all your games for the current Texans season.

Select the card for the game that you would like to transfer.



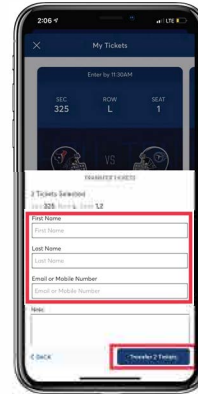
**STEP 2**

Tap TRANSFER.



**STEP 3**

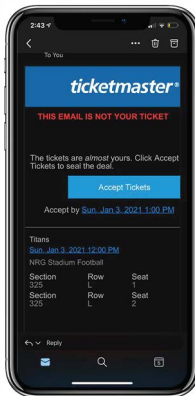
Select the tickets that you would like to transfer and tap TRANSFER TO at the bottom of your screen



**STEP 4**

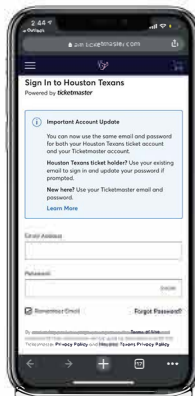
Choose a recipient from your smart phone's address book or manually enter their information to transfer the tickets.

# HOW TO ACCEPT



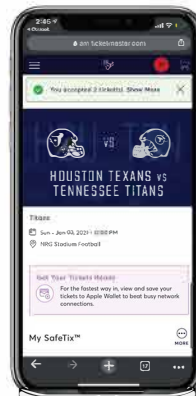
**STEP 1**

Click on ACCEPT TICKETS in the email or text message received.



**STEP 2**

Sign up/sign into your Texans account manager via mobile web to accept and view your tickets. Please Note: You must login with your email the invite was sent to. If you don't have an account under that address, please create one.



**STEP 3**

You can now access your tickets by selecting them.



**STEP 4**

Show this screen to the scanner upon entry to the stadium or you can add the ticket to your Wallet.