HOUSTON
TEXANS
X
WEEK 18
HOUSTON TEXANS AT INDIANAPOLIS COLTS
SUNDAY, JANUARY 8, 2023 | LUCAS OIL STADIUM

Sunday, January 8, 2023 • 12:00 p.m. CT

Lucas Oil Stadium • Indianapolis, Indiana

HOUSTON TEXANS (2-13-1) AT INDIANAPOLIS COLTS (4-11-1)

GAME PREVIEW

The Houston Texans will end the 2022 season the same way they opened the year, facing the Indianapolis Colts. The game between the two AFC South foes is scheduled for noon CT and will be broadcast on CBS.

In Week 17, DB **Jalen Pitre** continued to shine after he posted his fifth interception of the season against Jacksonville. Pitre, who now has 139 total tackles and five interceptions on the year, became the first rookie since tackles started being tracked (2000 by the Elias Sports Bureau) to record 125-plus tackles and five picks during their rookie season. The Baylor product also passed LB Brian Cushing (133) for the second-most tackles by a rookie in franchise history and trails only LB DeMeco Ryans (156) for the top spot. Pitre is currently tied with LB Lavonte David (139) and LB Bobby Wagner (139) for the sixth-most tackles by a rookie in NFL history, a stat dating back to 1991. DL **Ogbonnia Okoronkwo** tallied another sack last week, giving him 5.0 since Week 13 and making him one-of-three AFC players to have that many sacks in that time frame (Josh Uche - 6.5, Myles Garrett - 5.0). DL **Jerry Hughes** also added a sack to his resume in Week 17, brining his season total to 9.0 and making him 1.0 sack shy of his single-season career high of 10.0 set with the Buffalo Bills in 2013 and 2014.

After finishing with two receptions for 38 receiving yards, TE **Jordan Akins** became the first Texans tight end since C.J. Fiedorowicz in 2016 to post 425 receiving yards and three touchdowns in a single season.

K **Ka'imi Fairbairn** hit his ninth consecutive 50-plus yard field goal in Week 17 against Jacksonville, marking the longest active streak in the NFL on kicks from that distance.

BROADCAST INFORMATION

NATIONAL TELEVISION: CBS

Spero Dedes	Play-By-Play
Jay Feely	Color Analyst

LOCAL RADIO: SportsRadio610 (610 AM, 100.3 FM)

Marc Vandermeer	Play-By-Play
Andre Ware	Color Analyst
John Harris	Sideline

SPANISH RADIO: Mega 101 FM (101.1 FM)

Enrique Vasquez	Play-By-Play
Gustavo Rangel	Color Analyst

2022 SCHEDULE

Day	Date	Opponent	TV/Result	Time/Result
Sunday	**Sept. 11**	**INDIANAPOLIS COLTS**	**T**	**20-20 OT**
Sunday	Sept. 18	at Denver Broncos	L	16-9
Sunday	Sept. 25	at Chicago Bears	L	23-20
Sunday	**Oct. 2**	**LOS ANGELES CHARGERS**	**L**	**34-24**
Sunday	Oct. 9	at Jacksonville Jaguars	W	13-6
	BYE			
Sunday	Oct. 23	at Las Vegas Raiders	L	38-20
Sunday	**Oct. 30**	**TENNESSEE TITANS**	**L**	**17-10**
Thursday	**Nov. 3**	**PHILADELPHIA EAGLES**	**L**	**29-17**
Sunday	Nov. 13	at New York Giants	L	24-16
Sunday	**Nov. 20**	**WASHINGTON COMMANDERS**	**L**	**23-10**
Sunday	Nov. 27	at Miami Dolphins	L	30-15
Sunday	**Dec. 4**	**CLEVELAND BROWNS**	**L**	**27-14**
Sunday	Dec. 11	at Dallas Cowboys	L	27-23
Sunday	**Dec. 18**	**KANSAS CITY CHIEFS**	**L**	**30-24 OT**
Saturday	Dec. 24	at Tennessee Titans	W	19-14
Sunday	**Jan. 1**	**JACKSONVILLE JAGUARS**	**L**	**31-3**
Sunday	Jan. 8	at Indianapolis Colts	TBD	Noon

All kickoff times are Central; Home Games in **BOLD**
All games are broadcast live on Texans Radio on SportsRadio610, 100.3 The Bull and in Spanish on Mega 101 FM.

TABLE OF CONTENTS

Game Information....2
Media Services & Schedule....3
Media Policy....4
Texans Care....5
By The Numbers....6-7
Offensive & Defensive Stats....8-9
Team Notes....10-19
The Coaches....20-22
Texans-Colts Matchup Information & Connections....23-25
Player Quick Notes....26-32
2022 NFL Standings....33
2022 Texans Transactions....34-35
Texans Rosters & Unofficial Depth Chart....36-41
2021 Texans Starters & Participation....42-43
2021 Miscellaneous Stats....44-68
2022 Game Summaries....69-105
Texans Bios....106-251

HOUSTON TEXANS MEDIA SERVICES

HOUSTON TEXANS ON NFL OMG

The Texans' media website is www.NFLOMG.com. Please follow the link and click on the Texans logo to access the team's page. It is an easy-to-use, one-stop shop for all media needs and information regarding the Texans.

For customized access to the NFL OMG site, please utilize your email address as your username and "TexansMedia" as your password. If you have any issues accessing the site, please contact **Tim Wlemann** at tim.wiemann@houstontexans.com or 847-452-6617. For generic access, please utilize the username "HoustonTexans" and password "TexansMedia".

The Texans' interactive site will contain the complete 2022 Media Guide, all weekly game releases, player bios and rosters, Texans staff information and bios, weekly flip cards, a game tracker, all Texans team and individual records and statistics, Texans historical information, daily press releases, transcripts and much more.

The game releases are updated weekly during the season and available in a PDF format. Team notes, player bios, team and individual records, miscellaneous stats and game summaries are updated following each game and posted on the site.

In an effort to significantly reduce paper waste at NRG Stadium, the Texans will digitally provide live statistics, updated player notes, postgame quotes and more during the 2022 season.

NFLOMG.COM
Username: (your email address)
Password: TexansMedia

HOUSTONTEXANS.COM

Fans can access coverage on www.HoustonTexans.com throughout the season on Texans TV. The Texans stream live video of press conferences as well as game highlights, interviews, in-depth team features, community recaps, NFL Network footage and much more.

HOUSTON TEXANS FTP FOOTAGE

The Texans regularly distribute press conference footage and b-roll packages via Dropbox. If you would like to be added to the distribution list, members of which receive emails when new content is uploaded, please contact **Tim Wiemann** at tim.wiemann@houstontexans.com.

TRANSCRIPTS

The Texans communications staff sends out transcripts of press conferences, open locker room interviews and postgame interviews throughout the season. To be added to the Texans email list, please contact **Rachel Richards** at rachel.richards@houstontexans.com. All transcripts will also be posted on the Houston Texans NFL OMG website at www.NFLOMG.com.

TEXANS PR ON TWITTER

For up-to-the-second news, press releases, transcripts, game information, bios, notes and a variety of other information on the Houston Texans, follow the Texans PR Department on Twitter: @TexansPR.

WEEKLY MEDIA SCHEDULE

WEDNESDAY, JANUARY 4

9:00 a.m.	Practice
10:30 a.m.	Head Coach **Lovie Smith** media availability in the media workroom
12:00 p.m.	Texans Players media availability in open locker room

THURSDAY, JANUARY 5

9:00 a.m.	Practice
11:00 a.m.	Offensive Coordinator **Pep Hamilton**, Special Teams Coordinator **Frank Ross** and Cornerbacks Coach **Dino Vasso** media availability in the media workroom
12:45 p.m.	**Texans Players** media availability in open locker room

FRIDAY, JANUARY 6

9:00 a.m.	Practice
10:30 a.m.	Head Coach **Lovie Smith** media availability in the media workroom
11 a.m.	Texans Players media availability in open locker room

SATURDAY, JANUARY 6

Travel Day	No Availability

SUNDAY, JANUARY 7

12 p.m.	Houston Texans at Indianapolis Colts (Lucas Oil Stadium)
Postgame	Head Coach **Lovie Smith** & Texans Players available in team auditorium and open locker room

**Media will be able to watch and shoot the first 30 minutes of practice*

TEXANS COMMUNICATIONS STAFF

Omar Majzoub
Director of Communications

Lindsey Fox
Business & Internal Communications Manager

Evert Geerlings
Football Communications Manager

Jack Holmes
Communications Intern

Rachel Richards
Communications Intern

Tim Wiemann
Communications Intern

CONTACTING THE TEXANS COMMUNICATIONS STAFF

Staff Member	Email	Phone
Omar Majzoub	omar.majzoub@houstontexans.com	281-900-5708
Lindsey Fox	lindsey.fox@houstontexans.com	346-646-2599
Evert Geerlings	evert.geerlings@houstontexans.com	346-455-7742
Jack Holmes	jack.holmes@houstontexans.com	281-760-7657
Rachel Richards	rachel.richards@houstontexans.com	717-480-2788
Tim Wiemann	tim.wiemann@houstontexans.com	847-452-6617

TEXANS REGULAR SEASON MEDIA POLICY

In accordance with NFL guidelines, the Houston Texans have implemented the below rules and regulations to accommodate media access. The Texans PR staff will communicate the schedule for practices and media availabilities via email. If you have any questions about the policy outlined below, please contact Omar Majzoub at omar.majzoub@houstontexans.com.

MEDIA AVAILABILITY:

• Head Coach Lovie Smith is available at the podium on Monday, Wednesday, Friday and Postgame.
• Offensive Coordinator Pep Hamilton and a rotation of defensive coaches are available on Thursday.
• Primary Assistant Coaches are available every other Thursday and upon request.
• Texans players are available on Tuesday, Wednesday, Thursday, Friday and Postgame. Open Locker Room is on Wednesday, Thursday, Friday and Postgame while select players are at the podium.

INTERVIEW REQUESTS:

• All interview requests for Houston Texans, executives, coaches and players should go through the Texans communications department. Members of the Texans organization, including players, should not be contacted directly for interview requests.
• Please give Evert Geerlings (evert.geerlings@houstontexans.com) at least a 24-hour notice for any 1-on-1 interview requests. Players who did not fully participate in practices or games will not be available for interviews.
• Interview requests for General Manager Nick Caserio and Head Coach Lovie Smith should be directed to Omar Majzoub at omar.majzoub@houstontexans.com.

ACCESS TO NRG PARK:

• The Texans communications staff will work with approved media to determine which players will be made available and send weekly availability schedules via email.
• Media will park in the Teal Lot on Murworth Dr. There is no parking pass required. Approved media will be on a security list.
• The media entrance and media will call at NRG Stadium is on the west side of the stadium at the corner of Kirby Drive and Murworth Drive.
• After practice, media has access to NRG Stadium as a working space with available bathrooms and WiFi.

REPORTING / SHOOTING / SOCIAL MEDIA:

• Practices are expected to start at 9 a.m. during the regular season and media will view the first 30 minutes.
• Media are permitted to shoot video and still photography of practice during designated shooting portions, which will be announced by a member of the Texans communications staff.
• Tweeting is also permitted during the designated shooting portions of practice but all media must follow the reporting / social media rules set forth by the team.
• Broadcasting live, including social media (Facebook Live, Instagram Live, etc.), is not permitted during practice. Additionally, media members are not permitted to take phone calls.
• Media members may only report on what is being viewed on the designated practice fields.
• Tweeting/reporting of non-strategy events & exceptional plays is allowed during practice
• A member of the Texans communications staff will be in the designated media areas to help answer questions.

POOL SERVICES:

• To get added to the Texans general email distribution list for media, which includes weekly schedules, transactions and more, please contact Tim Wiemann at tim.wiemann@houstontexans.com.
• The Texans will provide pool video and press conference footage within a reasonable timeframe. Please email Tim Wiemann at tim.wiemann@houstontexans.com to be added to the distribution list.
• The Texans will transcribe all podium availabilities and send them via email. Please email Rachel Richards at rachel.richards@houstontexans.com to be added to the distribution list.

OPEN LOCKER ROOM:

• Open locker room sessions may not be broadcast live, including on social media (Facebook Live, Instagram Live, etc.), by an individual or media outlet. Additionally, still photos are not permitted in the locker room.
• Signs, notes and other personal items posted around the locker room and inside of or at player's lockers may not be photographed, videotaped or reported on
• Videographers must shoot tight shots of players conducting interviews at their lockers and shooting is only allowed when a player is engaged in an interview
• Please wait for players to be dressed before approaching for interviews and make sure they are standing with their back to their locker during an interview unless otherwise permitted
• Work with a member of the Texans PR staff to ensure the locker room is a comfortable environment for all.

CREDENTIALS:

• The 2022 credential application is available online. The deadline for requesting single-game passes is Tuesday by 5 p.m. CT the week of each home game.
• If you are a regular member of the Houston media who would like to cover the Texans on the road, submit your request for credentials and parking passes to Omar Majzoub at omar.majzoub@houstontexans.com.
• For more gameday information regarding cover the Texans during the 2022 season, please contact Lindsey Fox at lindsey.fox@houstontexans.com.

TOPICS TO AVOID:

• Potential severity of an injury until it's addressed by Head Coach Lovie Smith.
• Game strategy – formations, plays, substitution packages, game plan, etc.
• Which players are practicing with individual units (first-team, second-team, goal line, nickel, etc.).
• Conversations that take place on field between players, coaches and/or staff.
• Players who line up in positions different from the one listed on the current roster.

VIOLATIONS:

• All media who cover the Houston Texans must comply with the media policy in order to be credentialed for games or practices during the 2022 season.
• Texans PR will issue a formal, written notice to media members each time there is a violation of the policy.
• Any violation of the Texans media policy could result in disciplinary action, including but not limited to:
    • Limited or No Open Locker Room Access
    • Limited or No Gameday/Practice Access
    • Suspension of 2022 Credential

TEXANS DL MALIEK COLLINS SURPRISES FAN FROM CALIFORNIA

When 17-year-old Ethan Luhrs asked for signed Christmas cards for the holiday, he didn't expect much more. But when Texans DL **Maliek Collins** signed a card the team planned to send Ethan, he wanted to do something particularly special for the Texans fan from California. Collins flew Ethan and his mom, Courtney, to Houston for the Texans' Week 17 game. Before the matchup, Collins gave the family a tour of NRG Stadium complete with a visit to the field and locker room, where he gave Ethan and Courtney personalized jerseys with his number on them. The Luhrses took in pregame warmups from the sideline on Sunday before watching their favorite player take the field.

QUICK HITS

8

Rookies started for the Texans in Week 8 vs. Tennessee, a franchise record that surpassed the previous high of six rookies which was done three different times in 2002

30

Career passing touchdowns reached by QB **Davis Mills** in Week 16 at Tennessee (12/24)

124

Receiving yards on 10 receptions by WR **Chris Moore** at Dallas (12/11), which is the highest output by a Texan this season

5

Players in Texans history to record a receiving touchdown in their first career game, most recently rookie TE **Teagan Quitoriano** when his first career reception went for a score vs. Philadelphia (11/3)

11

Active players in the NFL that have surpassed 8,500 career receiving yards, including WR **Brandin Cooks** vs. Jacksonville (1/1)

9.0

Sacks for DL **Jerry Hughes** through Week 17, which ranks first on the Texans and is just 1.0 sack away from his career best (reached in 2013 and 2014 with Buffalo)

4

Rooke linebackers have recorded an interception in franchise history, most recently LB **Christian Harris** in Week 16 at Tennessee (12/24)

14

Tackles, including three tackles for loss, posted by LB **Christian Harris** in Week 15 vs. Kansas City (12/18), making him just the fourth NFL rookie in the last 10 years to reach both of those stats in a single game

5

Interceptions for DB **Jalen Pitre** so far this season, one shy of the NFL rookie lead and the second-most by a rookie in franchise history

16

Tackles by rookie DB **Jalen Pitre** in Week 13 vs. Cleveland (12/4), which set a new franchise rookie record for most tackles in a single game, passing LB DeMeco Ryans who posted 15 tackles at Oakland (12/3/16)

139

Tackles this season by DB **Jalen Pitre**, the most by any rookie in the NFL and the second most by a rookie in franchise history

209

Consecutive games played by LS **Jon Weeks**, the third-longest active games-played streak in the NFL

9

Consecutive 50-plus yard field goals made by K **Ka'imi Fairbairn**, the longest active streak in the NFL on kicks from that distance

22.2

Yard-line is the average starting field position of Texans opponents following a kickoff, which ranks first in the NFL as a special teams unit

TEXANS ROSTER QUICK FACTS

Oldest: LS **Jon Weeks** (36, born 2/7/86)
Youngest: OL **Kenyon Green** (21, born 3/15/01)

Tallest: OL **Charlie Heck** (6-8)
Shortest: WR **Amari Rodgers** (5-9)

Heaviest: OL **Kenyon Green** (323 lbs)
Lightest: WR **Brandin Cooks**, K **Ka'imi Fairbairn** (183 lbs)

Most NFL Seasons: LS **Jon Weeks**, DL **Jerry Hughes** (13)

State that produced the most Texans: Texas – 6 (DB **Grayland Arnold**, RB **Rex Burkhead**, OL **Kenyon Green**, DL **Jerry Hughes**, LB **Ogbonnia Okoronkwo**, DB **Jalen Pitre**)

College that produced the most Texans: 3 – Oregon State (WR **Brandin Cooks**, DB **Steven Nelson**, TE **Teagan Quitoriano**), Baylor (DB **Grayland Arnold**, DB **Jalen Pitre**, LS **Jon Weeks**)

Texans with relatives in professional sports: 4 – FB **Troy Hairston** (father, Troy Sr., spent time with the Philadelphia Phillies organization), OL **Charlie Heck** (father, Andy, is an OL coach for the Kansas City Chiefs), RB **Dare Ogunbowale** (sister, Arike, plays for the WNBA Dallas Wings), WR **Amari Rodgers** (father, Tee, former Tennessee quarterback and current Baltimore Ravens wide receivers coach).

QB DAVIS MILLS
17 completions away from 550 career passing completions.

RB REX BURKHEAD
92 yards away from 2,000 career rushing yards and becoming just the 17th active player in the NFL have 2,000 career rushing yards and 1,500 career receiving yards.

RB ROYCE FREEMAN
42 yards away from 1,500 career rushing yards.

WR BRANDIN COOKS
330 yards away from passing WR Will Fuller (3,110) for fifth all-time in receiving yards in franchise history.

Two receiving touchdowns away from reaching 50 career receiving touchdowns.

WR CHRIS MOORE
One touchdown reception away from matching his season high (two) set in 2017 as a Baltimore Raven.

K KA'IMI FAIRBAIRN
Three field goals away from reaching 150 career field goals made.

P CAMERON JOHNSTON
Five total punts and three punts inside the 20-yard line away from surpassing new career highs, both of which he set last season (88 punts and 37 punts inside the 20).

DL JERRY HUGHES
1.0 sack away from a single-season career-high 10.0 sacks. Only five players in franchise history have recorded double-digit sacks in a single season, including J.J. Watt (five times), Mario Williams (two times), Whitney Mercilus and Connor Barwin.

3.0 sacks away from 70.0 career sacks.

Eight tackles for loss away from reaching 100 career tackles for loss, a feat that only 14 active players have accomplished.

DL MALIEK COLLINS
0.5 sack away from 20.0 career sacks.

DL OGBONNIA OKORONKWO
0.5 sack away from 10.0 career sacks.

DB STEVEN NELSON
15 tackles away from 400 career total tackles and one interception away from 10 career interceptions.

DB TREMON SMITH
26 yards away from moving into seventh place all-time in kick return yardage in franchise history.

DB DESMOND KING II
One interception away from reaching 10 career interceptions.

DB JALEN PITRE
One interception away from tying the rookie interception record set by Dunta Robinson (six) in 2004.

11 tackles away from becoming the seventh rookie to ever have 150 tackles.

A WIN WOULD...

If the Texans defeat the Colts on Sunday, it would mark the team's 10th victory over the AFC South rival and first victory in Indianapolis since 2018. The most recent matchup between the Texans and Colts ended in a 20-20 tie in overtime. This game marked the first time in franchise history the Texans went to overtime and ended in a tie.

2022 TEXANS OFFENSIVE STATISTICS

WON 2, LOST 13, TIED 1

09/11	T	20-20 (OT)	Indianapolis	69,415
09/18	L	9-16	at Denver	76,191
09/25	L	20-23	at Chicago	60,592
10/02	L	24-34	L.A. Chargers	69,071
10/09	W	13-6	at Jacksonville	60,018
10/23	L	20-38	at Las Vegas	61,228
10/30	L	10-17	Tennessee	68,467
11/03	L	17-29	Philadelphia	68,831
11/13	L	16-24	at N.Y. Giants	71,615
11/20	L	10-23	Washington	65,865
11/27	L	15-30	at Miami	66,205
12/04	L	14-27	Cleveland	66,523
12/11	L	23-27	at Dallas	93,843
12/18	L	24-30 (OT)	Kansas City	70,541
12/24	W	19-14	at Tennessee	66,634
01/01	L	3-31	Jacksonville	64,581

2022 TEAM STATISTICS

	HOU	OPP.
FIRST DOWNS	**259**	**347**
Rushing	87	141
Passing	144	183
Penalty	28	23
Third Down-Made/Att	62/207	82/208
Third Down Efficiency	30.0%	39.4%
Fourth Down-Made/Att	11/24	11/18
Fourth Down Efficiency	45.8%	61.1%
TOTAL NET YARDS	**4,460**	**6,054**
Avg. Per Game	278.8	378.4
Total Plays	951	1,064
Avg. Per Play	4.7	5.7
NET YARDS RUSHING	**1,417**	**2,698**
Avg. Per Game	88.6	168.6
Total Rushes	375	540
Avg. Per Rush	3.8	5.0
NET YARDS PASSING	**3,043**	**3,356**
Avg. Per Game	190.2	209.8
Sacked/Yards Lost	37/288	37/210
Gross Yards	3,331	3,566
Attempts/Completions	539/328	487/313
Pct. of Completion	60.9%	64.3%
Had Intercepted	17	14
PUNTS/AVERAGE	**84/48.3**	**71/47.1**
Net Punting Average	42.8	40.5
PUNT RETURN/AVG.	**36/9.6**	**43/9.0**
KICKOFF RETURN/AVG.	**21/23.5**	**33/18.6**
INTERCEPTION RETURN/AVG.	**14/14.0**	**17/16.3**
PENALTIES/YARDS	**81/603**	**93/763**
FUMBLES/BALL LOST	**20/8**	**26/10**
TOUCHDOWNS	**25**	**44**
Rushing	7	24
Passing	17	13
Returns	1	7
EXTRA POINTS/ATTEMPTS	**21/21**	**40/41**
TWO POINT CONVERSION/ATT.	**0/4**	**2/2**
FIELD GOALS/ATTEMPTS	**28/30**	**27/31**
AVG. TIME OF POSSESSION	**28:37**	**31:23**

SCORE BY PERIODS	Q1	Q2	Q3	Q4	OT	PTS
Texans	44	78	71	64	0	257
OPPONENTS	81	127	66	109	6	389

SCORING	TD	RU	PA	RT	K-PAT	FG	2PT	S	PTS
K. Fairbairn	0	0	0	0	21/21	28/30	0	0	105
D. Pierce	5	4	1	0	0/0	0/0	0	0	30
J. Akins	3	0	3	0	0/0	0/0	0	0	18
R. Burkhead	2	0	1	1	0/0	0/0	0	0	12
N. Collins	2	0	2	0	0/0	0/0	0	0	12
B. Cooks	2	0	2	0	0/0	0/0	0	0	12
O. Howard	2	0	2	0	0/0	0/0	0	0	12
D. Mills	2	2	0	0	0/0	0/0	0	0	12
C. Moore	2	0	2	0	0/0	0/0	0	0	12
T. Quitoriano	2	0	2	0	0/0	0/0	0	0	12
P. Dorsett	1	0	1	0	0/0	0/0	0	0	6
D. Ogunbowale	1	1	0	0	0/0	0/0	0	0	6
A. Rodgers	1	0	1	0	0/0	0/0	0	0	6
R. Lopez	0	0	0	0	0/0	0/0	0	1	2
TEXANS	**25**	**7**	**17**	**1**	**21/21**	**28/30**	**0**	**1**	**257**
OPPONENTS	**44**	**24**	**13**	**7**	**40/41**	**27/31**	**2**	**0**	**389**

RUSHING	NO.	YDS	AVG	LONG	TD
D. Pierce	220	939	4.3	75t	4
D. Mills	31	102	3.3	17t	2
R. Freeman	34	102	3.0	11	0
D. Ogunbowale	31	90	2.9	9	1
R. Burkhead	26	80	3.1	9	0
J. Driskel	17	68	4.0	10	0
K. Allen	6	13	2.2	5	0
B. Cooks	2	7	3.5	5	0
A. Rodgers	2	7	3.5	4	0
C. Moore	2	5	2.5	3	0
M. Stewart	1	3	3.0	3	0
E. Benjamin	3	1	0.3	4	0
TEXANS	**375**	**1,417**	**3.8**	**75t**	**7**
OPPONENTS	**540**	**2,698**	**5.0**	**62t**	**24**

RECEIVING	TAR	NO.	YDS	AVG	LONG	TD
B. Cooks	87	52	593	11.4	44	2
C. Moore	69	46	526	11.4	52	2
N. Collins	66	37	481	13.0	58	2
R. Burkhead	49	36	203	5.6	17	1
J. Akins	46	33	425	12.9	46	3
P. Dorsett	40	20	257	12.9	34	1
D. Pierce	39	30	165	5.5	16	1
B. Jordan	28	14	128	9.1	20	0
O. Howard	23	10	145	14.5	26	2
D. Ogunbowale	20	15	99	6.6	23	0
A. Rodgers	12	9	132	14.7	37	1
P. Brown	10	7	72	10.3	30	0
T. Quitoriano	10	4	30	7.5	13	2
R. Freeman	7	5	31	6.2	9	0
T. Hairston	7	5	19	3.8	7	0
M. Schreck	2	2	6	3.0	6	0
C. Conley	2	0	0	0.0	0	0
T. Johnson	1	1	8	8.0	8	0
J. Camp	1	1	7	7.0	7	0
J. Driskel	1	1	4	4.0	4	0
TEXANS	**520**	**328**	**3,331**	**10.2**	**58**	**17**
OPPONENTS	**460**	**313**	**3,566**	**11.4**	**54t**	**13**

INTERCEPTIONS	NO.	YDS	AVG	LONG	TD
J. Pitre	5	57	11.4	29	0
T. Smith	2	33	16.5	26	0
D. King II	2	30	15.0	29	0
S. Nelson	1	33	33.0	33	0
C. Harris	1	20	20.0	20	0
J. Hughes	1	14	14.0	14	0
D. Stingley Jr.	1	9	9.0	9	0
C. Kirksey	1	0	0.0	0	0
TEXANS	**14**	**196**	**14.0**	**33**	**0**
OPPONENTS	**17**	**277**	**16.3**	**73t**	**3**

FUMBLES	FUM	LST	FF	REC	TD
D. Mills	8	3	0	2	0
D. Pierce	4	2	0	0	0
D. King II	1	1	0	0	0
J. Akins	1	1	0	1	0
K. Allen	4	1	0	1	0
S. Quessenberry	1	0	0	0	0
J. Pitre	1	0	0	1	0
A. Cann	0	0	0	4	0
R. Burkhead	0	0	0	1	1
T. Howard	0	0	0	1	0
L. Tunsil	0	0	0	1	0
TEXANS	**20**	**8**	**0**	**12**	**1**
OPPONENTS	**26**	**10**	**0**	**10**	**0**

PUNTING	NO.	YDS	AVG	NET	TB	IN	LG	B
C. Johnston	84	4,059	48.3	42.8	4	34	67	0
TEXANS	**84**	**4,059**	**48.3**	**42.8**	**4**	**34**	**67**	**0**
OPPONENTS	**71**	**3,341**	**47.1**	**40.5**	**6**	**27**	**70**	**0**

PUNT RETURNS	RET	FC	YDS	AVG	LONG	TD
D. King II	32	16	293	9.2	31	0
T. Smith	4	1	53	13.3	26	0
TEXANS	**36**	**17**	**346**	**9.6**	**31**	**0**
OPPONENTS	**43**	**20**	**388**	**9.0**	**76t**	**1**

KICKOFF RETURNS	NO.	YDS	AVG	LONG	TD
T. Smith	18	398	22.1	32	0
D. King II	1	50	50.0	50	0
D. Ogunbowale	2	46	23.0	25	0
TEXANS	**21**	**494**	**23.5**	**50**	**0**
OPPONENTS	**33**	**615**	**18.6**	**28**	**0**

FIELD GOALS	1-19	20-29	30-39	40-49	50+
K. Fairbairn	0/0	7/7	6/7	9/10	6/6
TEXANS	**0/0**	**7/7**	**6/7**	**9/10**	**6/6**
OPPONENTS	**0/0**	**10/10**	**4/4**	**8/10**	**5/7**

K. Fairbairn: (45G, 43G) (40G, 44G, 24G) (39G, 23G) (46WL, 40G) (50G, 51G) (39WR, 55G, 35G) (43G) (30G) (38G, 34G, 46G) (29G) (28G) (44G, 35G) (43G, 50G, 54G) (29G) (25G, 22G) (56G)
OPP: (45G, 27G, 42WR) (20G, 24G, 50G) (47G, 50G, 30G) (23G, 37G) (26G, 45G) (50G) (48WR, 29G) (54WR) (49G) (25G, 24G, 44G) (45G, 23G, 35G) (43G, 42G) (33G, 53G) (27G, 51WR) (53G)

2-Pt Conv: D. Ogunbowale 0, **TM** 0-4, **OPP** 2-2

SACKS: J. Hughes 9.0, O. Okoronkwo 5.0, R. Green 3.5, C. Kirksey 3.0, B. Cashman 3.0, M. Collins 2.5, J. Greenard 1.5, K. Hinish 1.0, R. Lopez 1.0, J. Hansen 1.0, D. Stingley Jr. 1.0, J. Pitre 1.0, J. Owens 1.0, M. Addison 1.0, S. Nelson 1.0, J. Johnson 1.0, T. Booker 0.5, **TM** 37.0, **OPP** 37.0 **FUM/LOST:** D. Mills 8/3, D. Pierce 4/2, K. Allen 4/1, J. Akins 1/1, D. King II 1/1, S. Quessenberry 1/0, J. Pitre 1/0, **TM** 20/8, **OPP** 26/10

PASSING	ATT	CMP	YDS	CMP%	YDS/ATT	TD	TD%	INT	INT%	LONG	SACK	LOST	RATING
D. Mills	441	270	2,820	61.2	6.4	14	3.2	13	2.9	58	30	234	78.0
K. Allen	78	46	416	59.0	5.3	2	2.6	4	5.1	39	5	41	60.6
J. Driskel	18	12	95	66.7	5.3	1	5.6	0	0.0	28t	2	13	98.1
P. Dorsett	1	0	0	0.0	0.0	0	0.0	0	0.0	0	0	0	39.6
R. Burkhead	1	0	0	0.0	0.0	0	0.0	0	0.0	0	0	0	39.6
TEXANS	**539**	**328**	**3,331**	**60.9**	**6.2**	**17**	**3.2**	**17**	**3.2**	**58**	**37**	**288**	**75.9**
OPPONENTS	**487**	**313**	**3,566**	**64.3**	**7.3**	**13**	**2.7**	**14**	**2.9**	**54t**	**37**	**210**	**83.1**

2022 TEXANS DEFENSIVE STATISTICS

2022 REGULAR SEASON HOUSTON TEXANS DEFENSIVE STATS (THROUGH WEEK 17)

POS.	PLAYER	TKL.	AST.	TOTAL	TFL	SACKS/YDS.	QBH	FR	FF	INT./YDS.	PD
DB	J. Pitre	92	47	139	5	1.0/8.0	1	1	0	5/57	8
LB	C. Kirksey	77	42	119	7	3.0/26.0	7	1	0	1/0	4
DB	J. Owens	81	36	117	0	1.0/0.0	1	0	0	0/0	4
DB	D. King II	55	26	81	10	0.0/0.0	2	2	0	2/30	8
LB	C. Harris	39	26	65	4	0.0/0.0	2	0	1	1/20	4
DB	S. Nelson	39	13	52	1	1.0/7.0	1	0	1	1/33	7
DB	D. Stingley Jr.	35	8	43	0	1.0/0.0	0	0	0	1/9	5
DL	O. Okoronkwo	31	12	43	9	5.0/27.0	11	0	1	0/0	1
DL	R. Green	27	14	41	5	3.5/15.0	7	0	0	0/0	2
LB	K. Grugier-Hill	30	10	40	1	0.0/0.0	0	0	0	0/0	1
DL	M. Collins	26	10	36	9	2.5/17.0	9	0	0	0/0	2
DL	J. Hughes	21	12	33	10	9.0/61.0	10	0	2	1/14	1
DL	R. Lopez	19	14	33	6	1.0/7.0	3	0	0	0/0	1
DB	T. Thomas	15	16	31	0	0.0/0.0	0	0	2	0/0	1
DB	M. Stewart	17	6	23	1	0.0/0.0	0	1	0	0/0	1
DL	K. Hinish	10	11	21	6	1.0/4.0	2	0	0	0/0	0
LB	J. Hansen	12	7	19	2	1.0/6.0	1	1	1	0/0	0
DL	T. Booker	11	4	15	1	0.5/1.0	1	0	0	0/0	1
DL	M. Addison	6	9	15	1	1.0/5.0	2	0	1	0/0	1
DB	T. Smith	10	4	14	1	0.0/0.0	0	0	1	2/33	3
DB	E. Murray	8	6	14	0	0.0/0.0	0	0	0	0/0	0
DL	J. Greenard	8	5	13	6	1.5/6.0	4	1	0	0/0	0
LB	B. Cashman	10	2	12	4	3.0/20.0	5	0	0	0/0	2
LB	G. Wallow	4	6	10	1	0.0/0.0	0	0	0	0/0	1
LB	J. Reeves-Maybin	5	4	9	0	0.0/0.0	0	0	0	0/0	0
DL	M. Dwumfour	6	0	6	0	0.0/0.0	3	0	0	0/0	0
DL	J. Johnson	4	1	5	0	1.0/0.0	1	1	0	0/0	0
LB	N. Hewitt	3	1	4	1	0.0/0.0	0	0	0	0/0	0
DL	T. Stallworth	2	2	4	1	0.0/0.0	0	0	0	0/0	0
DL	D. Harris	0	4	4	0	0.0/0.0	1	0	0	0/0	1
LB	K. Pierre-Louis	1	2	3	0	0.0/0.0	0	0	0	0/0	1
	TEXANS TOTALS	**704**	**360**	**1,064**	**92**	**37.0/210.0**	**74**	**8**	**10**	**14/196**	**60**
	OPP. TOTALS	**582**	**342**	**924**	**80**	**37.0/288.0**	**102**	**7**	**15**	**17/277**	**66**

Ast.=Assist, TFL=Tackle for a Loss, QBH=Quarterback Hits, Int.=Interception, FR=Fumble Recovery, FF=Forced Fumble, PD=Pass Defense

2022 TEXANS SPECIAL TEAMS

PLAYER	TKL.	AST.	COMB.
Stewart, M.J.	8	5	13
Ogunbowale, Dare	9	2	11
Murray, Eric	7	3	10
Cashman, Blake	6	4	10
Hewitt, Neville	5	3	8
Hairston, Troy	5	1	6
Reeves-Maybin, Jalen	4	2	6
Smith, Tremon	4	2	6
Weeks, Jon	1	5	6
Arnold, Grayland	2	1	3
Hansen, Jake	2	1	3
Thomas, Tavierre	2	1	3
Wallow, Garret	2	1	3
Redmond, Will	2	0	2
Francis, Cobi	1	0	1
Moore, Chris	1	0	1
King II, Desmond	0	1	1
Pierre-Louis, Kevin	0	1	1
TOTALS	**61**	**33**	**94**

DEFENSIVE STATS BY RANK

SACKS		INTERCEPTIONS		TACKLES FOR LOSS		PASSES DEFENSED		QUARTERBACK HITS	
PLAYER	NO.	PLAYER	NO.	PLAYER	NO.	PLAYER	NO.	PLAYER	NO.
J. Hughes	9.0	J. Pitre	5	J. Hughes	10	D. King II	8	O. Okoronkwo	11
O. Okoronkwo	5.0	D. King II	2	D. King II	10	J. Pitre	8	J. Hughes	10
R. Green	3.5	T. Smith	2	M. Collins	9	S. Nelson	7	M. Collins	9
B. Cashman	3.0	C. Harris	1	O. Okoronkwo	9	D. Stingley Jr.	5	R. Green	7
C. Kirksey	3.0	J. Hughes	1	C. Kirksey	7	C. Harris	4	C. Kirksey	7
M. Collins	2.5	C. Kirksey	1	J. Greenard	6	C. Kirksey	4	B. Cashman	5
J. Greenard	1.5	S. Nelson	1	K. Hinish	6	J. Owens	4	J. Greenard	4
M. Addison	1.0	D. Stingley Jr.	1	R. Lopez	6	T. Smith	3	M. Dwumfour	3
J. Hansen	1.0			R. Green	5	B. Cashman	2	R. Lopez	3
K. Hinish	1.0			J. Pitre	5	M. Collins	2	M. Addison	2
J. Johnson	1.0			B. Cashman	4	R. Green	2	C. Harris	2
R. Lopez	1.0			C. Harris	4	M. Addison	1	K. Hinish	2
S. Nelson	1.0			J. Hansen	2	T. Booker	1	D. King II	2
J. Owens	1.0			M. Addison	1	K. Grugier-Hill	1	T. Booker	1
J. Pitre	1.0			T. Booker	1	D. Harris	1	J. Hansen	1
D. Stingley Jr.	1.0			K. Grugier-Hill	1	J. Hughes	1	D. Harris	1
T. Booker	0.5			N. Hewitt	1	R. Lopez	1	J. Johnson	1
				S. Nelson	1	O. Okoronkwo	1	S. Nelson	1
				T. Smith	1	K. Pierre-Louis	1	J. Owens	1
				T. Stallworth	1	M. Stewart	1	J. Pitre	1
				M. Stewart	1	T. Thomas	1		
				G. Wallow	1	G. Wallow	1		

NEW FACES

The Texans have 25 players on their active roster that are new to the team in 2022. That total includes 10 rookies (six draft picks) and 15 veteran acquisitions.

2021 DRAFT PICKS (6)

No.	Name	Pos.	Ht.	Wt.	Ex	School	How Acq.
5	Jalen Pitre	DB	5-11	198	R	Baylor	D2a-'22
48	Christian Harris	LB	6-1	226	R	Alabama	D3-'22
56	Thomas Booker	DL	6-3	301	R	Stanford	D5a-'22
59	Kenyon Green	OL	6-4	323	R	Texas A&M	D1b-'22
76	Austin Deculus	OL	6-5	321	R	LSU	D6-'22
84	Teagan Quitoriano	TE	6-6	258	R	Oregon State	D5b-'22

ROOKIE ACQUISITIONS (4)

No.	Name	Pos.	Ht.	Wt.	Ex	School	How Acq.
34	Troy Hairston	FB	5-11	245	R	Central Michigan	UDFA-'22
38	Cobi Francis	DB	5-11	193	R	Memphis	UDFA-'22
49	Jake Hansen	LB	6-1	238	R	Illinois	UDFA-'22
93	Kurt Hinish	DL	6-2	302	R	Notre Dame	UDFA-'22

VETERAN ACQUISITIONS (15)

No.	Name	Pos.	Ht.	Wt.	Ex	School	How Acq.
3	Kyle Allen	QB	6-3	210	4	Houston	FA-'22
19	Amari Rodgers	WR	5-9	212	2	Clemson	W-'22 (GB)
21	Steven Nelson	DB	5-11	194	8	Oregon State	UFA-'22 (PHI)
29	M.J. Stewart	DB	5-11	200	5	North Carolina	UFA-'22 (CLE)
33	Dare Ogunbowale	RB	5-11	205	4	Wisconsin	FA-'22
44	Jalen Reeves-Maybin	LB	6-1	230	6	Tennessee	UFA-'22 (DET)
45	Ogbonnia Okoronkwo	DL	6-2	253	5	Oklahoma	UFA-'22 (LAR)
53	Blake Cashman	LB	6-	237	4	Minnesota	T-'22 (NYJ)
54	Scott Quessenberry	OL	6-3	310	5	UCLA	UFA-'22 (LAC)
55	Jerry Hughes	DL	6-2	254	12	TCU	FA-'22
60	A.J. Cann	OL	6-3	320	8	South Carolina	UFA-'22 (JAX)
83	O.J. Howard	TE	6-6	251	6	Alabama	FA-'22
88	Jordan Akins	TE	6-4	243	6	Central Florida	FA-'22
92	Rasheem Green	DL	6-4	279	4	USC	UFA-'22 (SEA)
97	Mario Addison	DL	6-3	260	12	Troy	FA-'22

FAMILIAR FACES

RETURNING VETERANS (28)

No.	Name	Pos.	Ht.	Wt.	Ex	School	How Acq.
1	Tremon Smith	DB	5-11	190	5	Central Arkansas	FA-'21
2	Tavierre Thomas	DB	5-10	205	5	Ferris State	FA-'21
4	Phillip Dorsett	WR	5-10	192	8	Miami (Fla.)	FA-'21
6	Jeff Driskel	QB	6-4	235	7	Louisiana Tech	FA-'21
7	Ka'imi Fairbairn	K	6-0	183	7	UCLA	CFA-'16
9	Brevin Jordan	TE	6-3	245	2	Miami (Fla.)	D5a-'21
10	Davis Mills	QB	6-4	225	2	Stanford	D3a-'21
11	Cameron Johnston	P	5-11	194	5	Ohio State	FA-'21
13	Brandin Cooks	WR	5-10	183	9	Oregon State	T-'20 (LAR)
15	Chris Moore	WR	6-1	200	7	Cincinnati	UFA-'21(BAL)
23	Eric Murray	DB	5-11	199	6	Minnesota	UFA-'20 (CLE)
25	Desmond King II	DB	5-10	200	6	Iowa	UFA-'21 (TEN)
26	Royce Freeman	RB	6-0	238	5	Oregon	W-'21 (CAR)
28	Rex Burkhead	RB	5-10	215	9	Nebraska	FA-'21
32	Garret Wallow	LB	6-2	230	2	TCU	D5b-'21
35	Grayland Arnold	DB	5-10	187	3	Baylor	FA-'21
36	Jonathan Owens	DB	5-11	210	4	Missouri Western	FA-'19
43	Neville Hewitt	LB	6-2	234	8	Marshall	FA-'21
46	Jon Weeks	LS	5-10	242	13	Baylor	FA-'10
52	Jonathan Greenard	DL	6-3	263	3	Florida	D3-'20
58	Christian Kirksey	LB	6-2	235	9	Iowa	FA-'21
64	Justin McCray	OL	6-3	315	6	Central Florida	UFA-'21 (ATL)
67	Charlie Heck	OL	6-8	311	3	North Carolina	D4a-'20
71	Tytus Howard	OL	6-5	322	4	Alabama State	D1-'19
78	Laremy Tunsil	OL	6-5	313	7	Mississippi	T-'19 (MIA)
79	Jimmy Morrissey	OL	6-3	303	2	Pittsburgh	FA-'21
91	Roy Lopez	DL	6-2	318	2	Arizona	D6-'21
96	Maliek Collins	DL	6-2	310	7	Nebraska	UFA-'21 (LV)

TEXANS VS. 2022 OPPONENTS

REGULAR SEASON OPPONENTS

Team	Overall Record	Last Time	Date
Indianapolis Colts	9-31-1	20-20 (T - OT)	Sept. 11, 2022
Denver Broncos	3-6	6-16 (L)	Sept. 18, 2022
Chicago Bears	4-2	20-23 (L)	Sept. 25, 2022
Los Angeles Chargers	3-6	24-34 (L)	Oct. 2, 2022
Jacksonville Jaguars	28-13	31-3 (L)	Jan. 1, 2023
Las Vegas Raiders*	8-5	38-20 (L)	Oct. 23, 2022
Tennessee Titans*	19-23	19-14 (W)	Dec. 24, 2022
Philadelphia Eagles*	0-6	29-17 (L)	Nov. 3, 2022
New York Giants	1-5	24-16 (L)	Nov. 20, 2022
Washington Commanders	3-3	23-10 (L)	Nov. 20, 2022
Miami Dolphins	8-3	30-15 (L)	Nov. 27, 2022
Cleveland Browns	7-6	27-14 (L)	Dec. 4, 2022
Dallas Cowboys*	2-4	27-23 (L)	Dec. 11, 2022
Kansas City Chiefs*	5-9	30-24 (L - OT)	Dec. 18, 2022

Regular season records
* Denotes 2021 playoff team

OFFENSIVE TEAM NOTES

The Texans offensive rookies (RB **Dameon Pierce**, FB **Troy Hairston**, TE **Teagan Quitoriano** and OL **Kenyon Green**) have played a combined 1,627 snaps, which is the ninth-most in the NFL. This is the most offensive snaps a group of Texans rookies have played throughout the 16 games of the season since 2018.

In Week 14 at Dallas, the Texans played two quarterbacks 30-plus snaps (QB Davis Mills - 33, QB Jeff Driskel - 33) for the first time since 2015. In the last 10 years, the Texans have only had two quarterbacks play 30-plus snaps in a single game five different times.

GAMES THE TEXANS HAVE PLAYED TWO QUARTERBACKS SINCE 2012

Date	Week	Game	Quarterbacks	Snaps
12/11/22	**14**	**HOU @ DAL**	**Davis Mills**	**33**
12/11/22	**14**	**HOU @ DAL**	**Jeff Driskel**	**33**
10/4/15	4	HOU @ ATL	Ryan Mallet	39
10/4/15	4	HOU @ ATL	Brian Hoyer	36
12/5/13	14	HOU @ JAX	Case Keenum	46
12/5/13	14	HOU @ JAX	Matt Schaub	34
11/17/13	11	HOU vs. OAK	Case Keenum	39
11/17/13	11	HOU vs. OAK	Matt Schaub	33
10/13/13	6	HOU vs. STL	Matt Schaub	41
10/13/13	6	HOU vs. STL	T.J. Yates	32

SPECIAL TEAMS NOTES

Through Week 17 of the 2022 season, the Houston Texans kickoff unit ranks first in opponent average starting field position (22.2-yard line) and total kickoffs inside the 20-yard line (15).

AVERAGE OPPONENT STARTING FIELD POSITION AFTER KICKOFF 2022 NFL SEASON

Rk	Team	I20	Avg. Start
1	**Houston Texans**	**15**	**22.2**
2	Tennessee Titans	9	24.0
3	Denver Broncos	5	24.6
4	Indianapolis Colts	10	24.7
5	Las Vegas	8	24.8

DEFENSIVE TEAM NOTES

The Texans have played six rookies on defense this year. The team's rookies have played 2,984 snaps so far this season, which is the second-most in the league.

SNAPS BY TEAM ROOKIES IN 2022

Team	Def. Snaps
CHI	3,188
HOU	**2,984**
KC	2,718
DET	2,598
SEA	2,112

The 2022 Texans defense currently has 24 total takeaways (14 interceptions and 10 fumble recoveries). Of the Texans 14 interceptions, seven have been recorded by rookies, which is the most in the NFL.

2022 INTERCEPTIONS BY TEAM ROOKIES

Rk	Team	INTs
1	**Houston Texans**	**7**
2t	Seattle Seahawks	6
2t	Detriot Lions	6
4	Dallas Cowboys	5

In Week 15 vs. Kansas City, LB **Christian Harris** and DB **Jalen Pitre** both tallied 10-plus tackles, becoming the first rookie duo in franchise history and the second rookie duo this season to post 10-plus tackles in the same game.

GAMES IN WHICH MULTIPLE ROOKIES HAD 10-PLUS TACKLES (SINCE 2009)

Date	Player, Team	Opp.	Tackles
12/18/22	**Christian Harris, HOU**	**KC**	**14**
12/18/22	**Jalen Pitre, HOU**	**KC**	**13**
10/9/22	Jaylon Jones, CHI	MIN	12
10/9/22	Kyler Gordon, CHI	MIN	10
12/16/19	Khari Willis, IND	NO	10
12/16/19	Rock Ya-Sin, IND	NO	10
9/30/18	Minkah Fitzpatrick, MIA	NE	10
9/30/18	Jerome Baker, MIA	NE	10
11/24/13	Duron Harmon, NE	DEN	11
11/24/13	Jamie Collins, NE	DEN	11
9/20/12	Luke Kuechly, CAR	NYG	12
9/20/12	Josh Norman, CAR	NYG	12
12/27/09	Malcolm Jenkins, NO	TB	10
12/27/09	Jonathan Casilas, NO	TB	10

PIERCE VS. THE LEAGUE

PIERCE

Prior to being put on the Reserve/Injured list in Week 15, RB **Dameon Pierce** ranked tied for seventh in rushing yards (939), fifth in rushing attempts (220), ninth in rushing yards per game (72.2), fourth in yards after contact (506), first in broken tackles (35), second in broken tackle percentage (14.0) and third in elusive rating (98.1) among NFL rushers. Below charts rankings through Week 14.

RUSHING LEADERS THROUGH WEEK 14

Rk	Player, Team	Yds.
1	Josh Jacobs, LV	1,402
2	Derrick Henry, TEN	1,199
3	Nick Chubb, CLE	1,083
4	Saquon Barkley, NYG	1,083
5	Miles Sanders, PHI	1,068
6	Davlin Cook, MIN	950
7	**Dameon Pierce, HOU**	**939**

RUSHING ATTEMPT LEADERS THROUGH WEEK 14

Rk	Player, Team	Att.
1	Derrick Henry, TEN	275
2	Josh Jacobs, LV	269
3	Saquon Barkley, NYG	251
4	Nick Chubb, CLE	231
5	**Dameon Pierce, HOU**	**220**

RUSHING YARDS PER GAME THROUGH WEEK 14

Rk	Player, Team	RushYds/G
1	Josh Jacobs, LV	107.8
2	Derrick Henry, TEN	92.2
3	Nick Chubb, CLE	88.7
4	Jonathan Taylor, IND	86.1
5	Saquon Barkley, NYG	83.3
6	Miles Sanders, PHI	82.2
7	Justin Fields, CHI	75.4
8	Dalvin Cook, MIN	73.1
9	**Dameon Pierce, HOU**	**72.2**

YARDS AFTER CONTACT LEADERS THROUGH WEEK 14

Rk	Player, Team	Rush YAC
1	Josh Jacobs, LV	734
2	Derrick Henry, TEN	624
3	Nick Chubb, CLE	560
4	**Dameon Pierce, HOU**	**506**

BROKEN TACKLE LEADERS THROUGH WEEK 14

Rk	Player, Team	BrkTack
1	**Dameon Pierce, HOU**	**35**
2	Rhamondre Stevenson, NE	31
3	Josh Jacobs, LV	30

BROKEN TACKLE PERCENTAGE LEADERS (MIN. 100 RUSHES) THROUGH WEEK 14

Rk	Player, Team	BrkTack %
1	David Montgomery, CHI	14.1
2	**Dameon Pierce, HOU**	**14.0**
3	Rhamondre Stevenson, NE	14.0

ELUSIVE RATING (PRO FOOTBALL FOCUS), MIN 100 RUSHES THROUGH WEEK 14

Rk	Player, Team	ELU
1	Nick Chubb, CLE	107.3
2	Josh Jacobs, LV	100.7
3	**Dameon Pierce, HOU**	**98.1**

PIERCE VS. THE ROOKIE CLASS

Prior to being put on the Reserve/Injured list in Week 15, RB **Dameon Pierce** ranked in the top two among rookies in all of the following categories: rushing (939), attempts (220), yards per game (71.8), first down percentage (25.3), yards after contact (426), broken tackles (34), broken tackle percentage (12.3) and elusive rating (105.9).

RUSHING LEADERS

Rk	Player, Team	Yds.
1	**Dameon Pierce, HOU**	**939**
2	Kenneth Walker III, SEA	649
3	Tyler Allgeier	604

SCRIMMAGE YARDS LEADERS

Rk	Player, Team	ScrYds.
1	**Dameon Pierce, HOU**	**1,104**
2	Chris Olave, NO	887
3	Garrett Wilson, NYJ	872

RUSHING ATTEMPT LEADERS

Rk	Player, Team	Att.
1	**Dameon Pierce, HOU**	**220**
2	Brian Robinson, WAS	147
3	Kenneth Walker III, SEA	138

RUSHING YARDS PER GAME, MIN. 100 RUSHES

Rk	Player, Team	RushYds/G
1	**Dameon Pierce, HOU**	**72.2**
2	Brian Robinson, WAS	62.6
3	Kenneth Walker III, SEA	59.0

FIRST DOWN PERCENTAGE LEADERS, MIN. 100 RUSHES

Rk	Player, Team	1st Down %
1	Brian Robinson, WAS	25.9
2	**Dameon Pierce, HOU**	**24.5**
3	Kenneth Walker III, SEA	23.2

YARDS AFTER CONTACT LEADERS

Rk	Player, Team	Rush YAC
1	**Dameon Pierce, HOU**	**506**
2	Kenneth Walker III, SEA	267
3	Tyler Allgeier, ATL	256

BROKEN TACKLE LEADERS

Rk	Player, Team	BrkTack
1	**Dameon Pierce, HOU**	**35**
2	Kenneth Walker III, SEA	7
3	Brian Robinson, WAS	7

BROKEN TACKLE PERCENTAGE LEADERS (MIN. 100 RUSHES)

Rk	Player, Team	BrkTack %
1	**Dameon Pierce, HOU**	**14.0**
2	Brian Robinson, WAS	4.5
3	Kenneth Walker III, SEA	4.5

ELUSIVE RATING (PRO FOOTBALL FOCUS), MIN. 100 RUSHES

Rk	Player, Team	ELU
1	**Dameon Pierce, HOU**	**98.1**
2	Kenneth Walker, SEA	78.3
3	Tyler Allgeier, ATL	63.8

FRANCHISE RUSHING LEADERBOARD

With RB **Dameon Pierce** being put on Reserve/Injured, he finished the season with the 13th-most single season rushing yards in franchise history.

TEXANS SINGLE SEASON RUSHING LEADERS

Rk	Player, Year	Yds.
1	Arian Foster, 2010	1,616
2	Arian Foster, 2012	1,424
3	Steve Slaton, 2008	1,282
4	Arian Foster, 2014	1,246
5	Arian Foster, 2011	1,224
6	Domanick Williams, 2004	1,188
7	Lamar Miller, 2016	1,073
8	Carlos Hyde, 2019	1,070
9	Domanick Williams, 2003	1,031
10	Domanick Williams, 2005	976
11	Lamar Miller, 2018	973
12	Ben Tate, 2011	942
13	**Dameon Pierce, 2022**	**939**

FRANCHISE ROOKIE RUSHING LEADERBOARD

RB **Dameon Pierce** finished the season ranking third in Texans rookie rushing yards, trailing Steve Slaton (1,282) and Domanick Williams (1,031).

TEXANS ROOKIE RUSHING LEADERS

Rk	Player, Year	Yds.
1	Steve Slaton, 2008	1,282
2	Domanick Williams, 2003	1,031
3	**Dameon Pierce, 2022**	**939**
4	Jonathan Wells, 2002	529
5	Alfred Blue, 2014	528

HIM-MAGE YARDS

RB **Dameon Pierce** finished season with 1,104 scrimmage yards, joining RB **Steve Slaton** (2008) and RB **Domanick Williams** (2003) as the only three players in franchise history to go over 1,000 scrimmage yards in their rookie season.

TEXANS ROOKIE SCRIMMAGE YARDS LEADERS

Rk	Player, Year	Yds.
1	Steve Slaton, 2008	1,659
2	Domanick Williams, 2003	1,382
3	**Dameon Pierce, 2022**	**1,104**
4	Andre Johnson, 2003	966
5	DeAndre Hopkins, 2013	802

SINGLE GAME RECORD BOOKS

RB **Dameon Pierce** finished the year with the third-best rushing performance by a rookie in franchise history, rushing for 139 yards in Week 9 against the Eagles.

SINGLE GAME RUSHING PERFORMANCES BY TEXANS ROOKIE RUSHERS

Rk	Player, Year	Yds.
1	Alfred Blue, 2014	156
2	Steve Slaton, 2008	156
3	**Dameon Pierce, 2022**	**139**

10-GAME DAME

RB **Dameon Pierce** rushed for 780 yards in the first 10 games of the season, which was the fifth-most by any player in franchise history. Since 2017, Pierce joined RB Josh Jacobs (923) and RB Kareem Hunt (873) as the only three rookie running backs to rush for over 775 yards in their team's first 10 games. Furthermore, Pierce was one-of-five rookie running backs to rush for over 775 yards in their first 10 games that were drafted in the fourth round or later.

MOST RUSHING YARDS THROUGH THE FIRST 10 GAMES IN FRANCHISE HISTORY

Rk	Player, Year	Yds.
1	Arian Foster, 2010	1,004
2	Arian Foster, 2012	962
3	Lamar Miller, 2016	824
4	Arian Foster, 2014	822
5	**Dameon Pierce, 2022**	**780**

MOST RUSHING YARDS THROUGH THE TEAM'S FIRST 10 GAMES BY A ROOKIE SINCE 2017

Rk	Player, Year	Yds.
1	Josh Jacobs, LV	923
2	Kareem Hunt, KC	873
3	**Dameon Pierce, HOU**	**780**

ROOKIES WITH 775-PLUS YARDS IN THEIR FIRST 10 GAMES SELECTED IN THE FOURTH ROUND OR LATER

Rk	Player, Team, Year	Yds.
1	Olandis Gary, DEN, 1999	936
2	Elijah Mitchell, SF, 2021	878
3	Alfred Morris, WAS, 2012	869
4	Johnny Johnson, PHO, 1990	801
5	**Dameon Pierce, HOU, 2022**	**780**

GUSHING FOR THE RUSH

RB **Dameon Pierce** recorded a 75-yard touchdown rush against the Los Angeles Chargers in Week 4, which marked the third-longest run in franchise history. With his 75-yard touchdown run, Pierce became just the 10th rookie since 1975 to record a rush of at least 75 yards within the first four weeks of the NFL season.

LONGEST RUSHES IN TEXANS FRANCHISE HISTORY

Rk	Player, Year	Long
1	Lamar Miller, 2018	97
2	Justin Forsett, 2012	81
3	**Dameon Pierce, 2022**	**75**

600 RECEPTIONS

COOKS

WR **Brandin Cooks** surpassed 600 career receptions in Week 7 at Las Vegas, making him the eighth receiver since 2014 in the NFL to reach that mark before the age of 30.

PLAYERS TO GO OVER 600 CAREER RECEPTIONS BEFORE TURNING 30 SINCE 2014

Rk	Player, Team	Receptions
1	DeAndre Hopkins, ARI	737
2	Davante Adams, LV	726
3	Jarvis Landry, NO	703
4	Stefon Diggs, BUF	667
5	Keenan Allen, LAC	665
6	Mike Evans, TB	655
7	Julio Jones, ATL	623
8	**Brandin Cooks, HOU**	**609**

ELITE COMPANY

Since 2014, when WR **Brandin Cooks** entered the league, he has tallied 500-plus receiving yards in every season, making him one-of-four pass catchers to accomplish this feat.

PLAYERS WITH 500-PLUS RECEIVING YARD SEASONS SINCE 2014

Rk	Player, Team	# Of Season
1	**Brandin Cooks, HOU**	**9**
2	DeAndre Hopkins, ARI	9
3	Mike Evans, TB	9
4	Travis Kelce, KC	9

8,000 YARDS

In Week 2 against the Broncos, WR **Brandin Cooks** surpassed the 8,000-yard receiving mark, becoming the 10th player to do so before turning 29, the only player in NFL history to do it with at least four teams. Cooks is the eighth active player to go over 8,000 receiving yards in 121 games or fewer.

PLAYERS TO GO OVER 8,000 CAREER RECEIVING YARDS IN 121 GAMES OR LESS

Rk	Player, Team	Games
1	Julio Jones, ATL	85
2	A.J. Green, CIN	98
3	DeAndre Hopkins, HOU	103
4	Mike Evans, TB	104
5	Keenan Allen, LAC	109
6	Travis Kelce, KC	113
7	Davante Adams, GB	115
8	**Brandin Cooks, HOU**	**121**

SCRIMMAGE YARDS LEADERS

WR Brandin Cooks upped his scrimmage yard total to 2,808 in Week 17 vs. Jacksonville. In the final game of the season, Cooks needs 70 total yards to move into ninth all-time.

TEXANS SCRIMMAGE YARDS LEADERS

Rk	Player, Position	ScrYds
1	Andre Johnson, WR	13,651
2	Arian Foster, RB	8,740
3	DeAndre Hopkins, WR	8,613
4	Owen Daniels, TE	4,617
5	Domanick Williams, RB	4,471
6	Kevin Walter, WR	4,165
7	Lamar Miller, RB	3,612
8	Will Fuller, WR	3,116
9	Alfred Blue, RB	2,877
10	**Brandin Cooks, WR**	**2,808**

WE NEED MOORE C-MO

MOORE

WR **Chris Moore** hauled in 10 passes for 124 yards (12.4 avg.) against the Dallas Cowboys in Week 14, which are both career highs. Moore became the first Texans receiver to catch 10 passes in a single game since WR Brandin Cooks during the 2020 season. Additionally, Moore is just the fifth Texans wide receiver to record at least 10 receptions and 120-plus receiving yards in a single game.

GAMES WITH 10 RECEPTIONS AND 120-PLUS RECEIVING YARDS BY A TEXAN SINCE 2010

Player, Year(s)	# of Games
DeAndre Hopkins, 2015-18	6
Andre Johnson, 2012-14	6
Chris Moore, 2022	**1**
Brandin Cooks, 2020	1
Will Fuller, 2019	1

JORDAN AYEEE-KINS

AKINS

TE Jordan Akins currently has the fourth-best yards per reception mark (12.88) among NFL tight ends.

YARDS PER RECEPTIONS LEADERS AMONG TIGHT ENDS

Rk	Player, Team	Yd/Rec
1	Dallas Goedert, PHI	13.39
2	Hunter Henry, NE	13.34
3	George Kittle, SF	13.14
4	**Jordan Akins, HOU**	**12.88**
5	Foster Moreau, LV	12.81

LT THE LT

TUNSIL

According to Pro Football Focus, throughout Week 17 of the NFL season, OL **Laremy Tunsil** has the top pass blocking grade (90.8) among all NFL linemen, ranking a 0.4 points higher than the next eligible player, T Tristan Wirfs (90.5).

PFF PASS BLOCKING GRADES AMONG ALL LINEMEN

Rk	Player, Team, Position	GRADE
1	**Laremy Tunsil, HOU, T**	**90.8**
2	Tristan Wirfs, TB, T	90.5
3	Corey Linsley, LAC, C	89.8
4	Lane Johnson, PHI, T	89.3
5t	Joe Thuney, KC, G	88.8
5t	Andrew Thomas, NYG, T	88.8

PRO BOWL LT

OL **Laremy Tunsil** was named to his third career Pro Bowl (2019-20 & 2022) after earning a spot in this year's event last week. Since 2019, Tunsil has been selected to three Pro Bowls, trailing only OL Orlando Brown, Jr. (4) for the most among tackles.

PRO BOWL SELECTIONS AMONG TACKLES SINCE 2019

Rk	Player, Team	Appearances
1	Orlando Brown, Jr., KC	4
2t	**Laremy Tunsil, HOU**	**3**
2t	Terron Armstead, NO/MIA	3
2t	Trent Williams, SF	3

300-YARD PASSER

MILLS

QB **Davis Mills** threw for 319 passing yards in Week 10 at the New York Giants, which was his largest passing output this season and the sixth time he has thrown for over 300 yards in his career. Among the quarterbacks from the 2021 NFL Draft class that have started a game, Mills is tied with QB Trevor Lawrence with six 300-plus-yard passing games.

300-PLUS PASSING GAMES FROM THE 2021 DRAFT CLASS

Rk	Player, Team	300+ Games, Starts
1	**Davis Mills, HOU**	**6/24**
2t	Trevor Lawrence, JAX	6/33
2t	Mac Jones, NE	4/30
4	Zach Wilson, NYJ	2/22
5t	Ian Book, NO	0/1
5t	Sam Ehlinger, IND	0/2
5t	Justin Fields, CHI	0/25
5t	Trey Lance, SF	0/4

MILLS' 2021 CAMPAIGN

In 13 appearances (11 starts) as a rookie, QB **Davis Mills** completed 263-of-394 attempts for 2,664 yards, 16 touchdowns, 10 interceptions and a 88.8 passer rating, setting Texans rookie records for passing yards, passing first downs (118). The eighth of 10 quarterbacks selected in the 2021 NFL Draft, Mills ranked at or near the top of nearly every major passing category when compared to his peers.

2021 ROOKIE QUARTERBACK PASSER RATING

Rk	Player, Team	PsrRt.
1	Mac Jones, NE	92.5
2	**Davis Mills, HOU**	**88.8**
3	Justin Fields, CHI	73.2
4	Trevor Lawrence, JAX	71.9
5	Zach Wilson, NYJ	69.7

2021 ROOKIE QUARTERBACK COMPLETION PERCENTAGE

Rk	Player, Team	Comp%
1	Mac Jones, NE	67.6
2	**Davis Mills, HOU**	**66.8**
3	Trevor Lawrence, JAX	59.6
4	Justin Fields, CHI	58.9
5	Zach Wilson, NYJ	55.6

2021 ROOKIE QUARTERBACK PASSING TOUCHDOWNS

Rk	Player, Team	PsTD
1	Mac Jones, NE	22
2	**Davis Mills, HOU**	**16**
3	Trevor Lawrence, JAX	12
4	Zach Wilson, NYJ	9
5	Justin Fields, CHI	7

2021 ROOKIE QUARTERBACK PASSING YARDS PER GAME

Rk	Player, Team	PsYds/G
1	Mac Jones, NE	223.6
3	Trevor Lawrence, JAX	214.2
2	**Davis Mills, HOU**	**204.9**
4	Zach Wilson, NYJ	179.5
5	Justin Fields, CHI	155.9

TOP OF HIS CLASS

PITRE

DB **Jalen Pitre** currently leads the entire 2022 rookie class with 139 total tackles. He has the second-most tackles by a rookie in franchise history, the ninth-most tackles among any player in the NFL this season and tied for the sixth-most tackles by a rookie in the NFL since 1991. In Week 17 vs Jacksonville, he became the only player since at least 2000 to tally at least 125 tackles and five interceptions in their rookie season.

ROOKIE TACKLE LEADERS IN FRANCHISE HISTORY

Rnk.	Player, Pos.	Year	Tackles
1	DeMeco Ryans, LB	2006	156
2	**Jalen Pitre, DB**	**2022**	**139**
3	Brian Cushing, LB	2009	133
4	Dunta Robinson, DB	2004	88
5	Zach Cunningham, LB	2017	82

ROOKIE TACKLE LEADERS IN NFL HISTORY (SINCE 1991)

Rnk.	Player, Team	Year	Tackles
1	Patrick Wilis, SF	2007	174
2	Luke Kuechley, CAR	2012	164
3	Shaquille Leonard, IND	2018	163
4	Kiko Alonso, BUF	2013	159
5	DeMeco Ryans, HOU	2006	156
6t	**Jalen Pitre, HOU**	**2022**	**139**
6t	Lavonte David, TB	2012	139
6t	Bobby Wagner, SEA	2012	139
9	Leighton Vander Esch, DAL	2018	138
10	Jon Beason, CAR	2007	137

THE BAYLOR BALL HAWK

In Week 17 vs Jacksonville, rookie DB **Jalen Pitre** recorded the fifth interception of his career. He currently has the second-most interceptions by a rookie this season and is one interception from tying the franchise record for interceptions by a rookie set by DB Dunta Robinson in 2004.

2022 ROOKIE LEADERS - INTERCEPTIONS

Tariq Woolen, SEA	6
Jalen Pitre, HOU	5
DaRon Bland, DAL	5
Kerby Joseph, DET	3
Devin Lloyd, JAX	3
Rodney Thomas, IND	3
Kyler Gordon, CHI	3
Cobie Durant, LAR	3
Aidan Hutchinson, DET	3

DUAL THREAT DB

Pitre is one-of-three rookies to have multiple interceptions and a sack this season. Only four rookies in Texans history have accomplished this feat. After posting 13 tackles and one interception in Week 17 vs. Jacksonville, Pitre became the first rookie since Buccaneers LB Kwon Alexander in 2015 to post multiple games with double-digit tackles and an interception.

ROOKIES WITH BOTH AN INTERCEPTION AND A SACK THROUGH WEEK 17 OF THE 2022 SEASON

Player	Team	Ints.	Sacks
Jalen Pitre	**HOU**	**5**	**1.0**
Aidan Hutchinson	DET	3	7.0
Cobie Durant	LAR	3	1.0

NOTABLE PERFORMANCES

WEEK 1 VS. INDIANAPOLIS

Pitre recorded 10 tackles (five solo) in his first NFL appearance and first career start.

WEEK 3 AT CHICAGO

Pitre became just the second rookie in Texans history to record two interceptions and 1.0 sack in the same game (CB Dunta Robinson, 2004), the fourth rookie in NFL history to record two interceptions and 1.0 sack in the same game and the first-ever rookie to do so in Texans history.

WEEK 13 VS. CLEVELAND

Pitre became the second rookie in NFL history to post 15-or-more tackles and one interception in a single game, joining LB DeMeco Ryans (12/3/06). He also set a franchise record for single-game tackles among rookies in franchise history (16).

WEEK 16 AT TENNESSEE

Pitre led the Texans defense in tackles for the fifth time this season with nine tackles (seven solo). He's also one-of-three NFL rookies since 1991 to have tallied at least 125 tackles and four interceptions in their rookie season.

WEEK 17 VS. JACKSONVILLE

Pitre posted 13 tackles and one interception, becoming the first rookie to record 125-plus tackles and at least five interceptions during their rookie season (since tackles started being tracked by Elias Sports Bureau in 2000). He now has the second-most tackles and interceptions by a rookie in Texans history.

DOUBLE DIGIT DISPLAY

Pitre is the only rookie to post 10-plus tackles in four-or-more games so far this season. After another 10-plus tackle performance in Week 17 vs. Jacksonville, he's now just the fifth rookie since 2018 to record 10-plus tackles in five-or-more games.

2022 ROOKIES WITH 10-PLUS TACKLES IN MULTIPLE GAMES

Player, Team	Pos.	Games
Jalen Pitre, HOU	**DB**	**5**
Devin Lloyd, JAX	LB	3
Quay Walker, GB	LB	3
Jack Sanborn, CHI	LB	3
Luke Masterson, LV	LB	2
Roger McCreary, TEN	DB	2
Jaquan Brisker, CHI	DB	2

ROOKIES WITH 10-PLUS TACKLES IN FIVE-OR-MORE GAMES SINCE 2018

Player, Team	Year	Games
Shaquille Leonard, IND	2018	7
Roquan Smith, CHI	2018	6
Leighton Vander Esch, DAL	2018	6
Jalen Pitre, HOU	**2022**	**5**
Fred Warner, SF	2018	5

RUN IT BACK

SMITH

In Week 14 at Dallas, DB **Tremon Smith** recorded his first and second career interceptions, picking off Dallas QB Dak Prescott in the first and fourth quarter. Smith became just the seventh player in franchise history to post their first two career interceptions in the same game. DB Jalen Pitre also recorded his first two interceptions earlier this season in Week 3 at Chicago.

TEXANS WITH FIRST TWO CAREER INTERCEPTIONS IN THE SAME GAME

Player	Week	Year	Opp.	Int.
Tremon Smith	**14**	**2022**	**DAL**	**2**
Jalen Pitre	**3**	**2022**	**CHI**	**2**
Andre Hal	6	2015	JAX	2
Jumal Rolle	9	2014	PHI	2
Glover Quin	12	2010	TEN	3
Troy Nolan	4	2010	OAK	2
Dunta Robinson	4	2004	OAK	2

KING OF THE JUNGLE

KING II

DB **Desmond King II** tallied two interceptions this season, both coming from throws by Jaguars QB Trevor Lawrence (Week 5 and 17). He now has nine interceptions throughout his six year career. King II is one-of-two players in the NFL to have picked off Jaguars QB Trevor Lawrence multiple times (ARI DB Byron Murphy Jr. - two on Sept. 26, 2021). Out of Lawrence's 25 career interceptions, six of them have been recorded by a Texan.

TEAM INTERCEPTIONS OFF JAGUARS QB TREVOR LAWRENCE

Team	INTs
Houston Texans	**6**
Tennessee Titans	5
Denver Broncos	4
New England Patriots	3
Arizona Cardinals	2

THE VETERAN CHRISTIAN ...

KIRKSEY

In Week 11 vs. Washington, LB **Christian Kirksey** surpassed 700 career tackles. After logging seven-plus tackles in seven-consecutive appearances, Kirksey now has 752 career tackles, which ranks 11th most among active players in the NFL.

The veteran linebacker and 2022 team captain also played in his 100th career game and logged seven total tackles (four solo) in Week 3 at Chicago.

Kirksey is one-of-six players this season with at least 115 tackles, one interception and one fumble recovery.

PLAYERS WITH AT LEAST 110 TACKLES, ONE INTERCEPTION AND ONE FUMBLE RECOVERY IN 2022

Player	Team	Tackles	Int.	FR
C.J. Mosley	NYJ	151	1	1
Dre Greenlaw	SF	127	1	2
Josey Jewell	DEN	123	2	1
Christian Kirksey	**HOU**	**119**	**1**	**1**
Alex Anzalone	DET	117	1	1
Julian Love	NYG	116	2	1

... AND THE ROOKIE CHRISTIAN

HARRIS

Rookie LB **Christian Harris** made his NFL debut in Week 7 vs. Las Vegas and his first NFL start in Week 8 vs. Tennessee.

In Week 16 at Tennessee, Harris recorded his first career interception, picking off Titans QB Malik Willis late in the fourth quarter. Harris became just the fourth rookie linebacker in franchise history to record an interception and most recent since LB Dylan Cole In Week 6 vs. Cleveland in 2017.

In the previous week vs. Kansas City, he posted a team-high and career-best 14 tackles (seven solo) including three tackles for loss. He became the first rookie this season to post three tackles for loss and just the fourth rookie in the last 10 years to post 14-or-more total tackles and three-or-more tackles for loss in a single game.

ROOKIE LINEBACKERS TO POST AN INTERCEPTION IN FRANCHISE HISTORY

Player	Year	INTs
Brian Cushing	2009	4
Dylan Cole	2017	2
Christian Harris	**2022**	**1**
DeMeco Ryans	2006	1

HOMETOWN HERO

HUGHES

Sugar Land native DL **Jerry Hughes** currently has a team-high 9.0 sacks, which is the third-most sacks of his career. He posted his latest sack in Week 17 vs. Jacksonville, also tallying four tackles (all solo), one quarterback hit and one tackle for loss.

Hughes is just 1.5 sacks away from surpassing his highest single-season sack total (10.0 sacks), which he reached in 2013 and 2014 as a member of the Buffalo Bills. Only five players in franchise history have recorded double-digit sacks in a single season, including J.J. Watt (five times), Mario Williams (two times), Whitney Mercilus and Connor Barwin.

TEXANS WITH NINE-PLUS SACKS IN A SEASON IN FRANCHISE HISTORY

Player	Season	Sacks
J.J. Watt	2014	20.5
J.J. Watt	2012	20.5
J.J. Watt	2015	17.5
J.J. Watt	2018	16.0
Mario Williams	2007	14.0
Whitney Mercilus	2015	12.0
Connor Barwin	2011	11.5
J.J. Watt	2013	10.5
Jadeveon Clowney	2017	9.5
Jerry Hughes	**2022**	**9.0**
Mario Williams	2009	9.0
Jadeveon Clowney	2018	9.0

MULTI-SACK ATTACK

In Week 9 vs. Philadelphia, he recorded his third multi-sack game after taking down Eagles QB Jalen Hurts twice in the same drive. He also recorded 2.0 sacks in Week 1 vs. Indianapolis and Week 3 at Chicago. He now has 12 career games with at least 2.0 sacks over his 13 seasons and three in 2022 alone. He's one-of-14 players this season that have three-or-more multi-sack games.

2022 NFL MULTI-SACK LEADERBOARD

Rank	Player	Team	GAMES
1	Micah Parsons	Dallas Cowboys	6
2	Nick Bosa	San Francisco 49ers	4
2t	Hasson Reddick	Philadelphia Eagles	4
4t	**Jerry Hughes**	**Houston Texans**	**3**
4t	11 other players	(Multiple teams)	3

SETTING NEW PRS

OKORONKWO

In Week 17 vs. Jacksonville, DL **Ogbonnia Okoronkwo** recorded his fifth sack of the season, two tackles for loss and one quarterback hit. He now has 5.0 sacks since Week 13, a feat only three players in the AFC have accomplished. His 5.0 total sacks this season also surpassed his previous single-season high (2.0) from last season when he was a member of the Los Angeles Rams.

In Week 16 at Tennessee he posted his first multi-sack performance of his career taking down Titans QB Malik Willis twice in the first quarter. Since being named a starter in Week 11, Okoronkwo has posted 24 tackles (17 solo), 5.0 sacks and seven tackles for loss, all of which are career-bests.

AFC PLAYERS WITH FIVE-PLUS SACKS SINCE WEEK 13

Player	Team	Tackles	Sacks
Josh Uche	NE	15	6.0
Myles Garrett	CLE	23	5.0
Ogbonnia Okoronkwo	**HOU**	**17**	**5.0**

MALIEK MAKING MOVES


M. COLLINS

DL **Maliek Collins** posted a career day in Week 12 at Miami, recording 2.0 sacks on Dolphins QB Tua Tagovailoa, which marked the third multi-sack effort of his career and most recent since Week 3 of 2017 vs. Arizona as a member of the Dallas Cowboys.

Collins also posted a career-high three tackles for loss and four total tackles on the afternoon. He was one-of-four players in the league to post 2.0 sacks in Week 12 and the only one to also have three tackles for loss.

He also achieved two career milestones in the performance at Hard Rock Stadium this season, reaching 100 quarterback hits and 150 total tackles.

PLAYERS TO POST MULTIPLE SACKS IN WEEK 12

Player	Team	Sacks	TFLs
Maliek Collins	**HOU**	**2.0**	**3**
Micah Parsons	DAL	2.0	2
James Houston	DET	2.0	2
Brian Burns	CAR	2.0	1

209 WEEKS AND COUNTING...



WEEKS

LS **Jon Weeks** has appeared in a franchise-record 209 consecutive games. Weeks has snapped on every field goal, extra point and punt for Houston since he signed as a free agent in 2010 and has contributed with 39 special teams tackles. He remains the only Texan to play in every postseason game in team history and is one of only 10 NFL players to play in every game of the 2010s. He currently owns the NFL's third-longest active streak of games played, trailing only Green Bay's **Mason Crosby** (258 consecutive games) and Carolina's **JJ Jansen** (226 consecutive games).

MOST GAMES PLAYED IN TEXANS HISTORY

Rank	Player	Seasons	GP
1	**Jon Weeks**	**2010-22 (13)**	**209**
2	Andre Johnson	2003-14 (12)	169
3	Whitney Mercilus	2012-21 (10)	134
4t	Duane Brown	2008-17 (10)	133
4t	Johnathan Joseph	2011-19 (9)	133
6	Kareem Jackson	2010-18 (9)	132

CAM'S CANNON

JOHNSTON

P **Cameron Johnston** has 34 punts inside of the 20-yard line this season, which tops the AFC and is tied for the second highest mark in the NFL this season. He has punted inside the 20-yard line on 40.48 percent of his punts, which also tops the AFC (min. 60 punts) and is fifth best in the NFL, as well as the third highest mark through Week 17 in Texans history (min. 60 punts). Johnston is averaging 42.8 net yards per punt in 2022, which ranks second in the AFC and fifth in the NFL (min. 60 punts).

In Week 3 at Chicago, Johnston landed 5-of-5 punts inside the 20-yard line, marking the first time in his career that 100 percent of his punts landed inside the 20-yard line (min. three punts).

PUNTS INSIDE THE 20-YARD LINE
2022 NFL SEASON (MIN. OF 60 PUNTS)

Rk	Player, Team	PI20%	Punts I20
1	Johnny Hekker, CAR	46.6	35
2t	Tress Way, WAS	44.7	34
2t	**Cameron Johnston, HOU**	**40.4**	**34**
4	Ryan Wright, MIN	44.4	32
5t	Blake Gillikin, NO	41.6	30
5t	Ryan Stonehouse, TEN	34.4	30

DREAMY KA'IMI



FAIRBAIRN

K **Ka'imi Fairbairn** tied K Kris Brown for the most games with 10-or-more points scored in franchise history (21), after converting three field goals and two extra point attempts (11 points) at Dallas in Week 14.

In the same game, he scored the 600th point of his career, converting a 43-yard field goal in the first quarter. Converting 147 career field goals, Fairbairn (623) has the second-most points in franchise history behind K Kris Brown (767).

The UCLA Product ranked fourth in the NFL in total points scored from 2018-20 (368) and third in field goals made (84).

Fairbairn became the first player in Texans history with at least 90 points in four consecutive seasons (2017-20) and joined Brown (2007-09) as the only players in franchise history to record at least 100 points scored in three consecutive seasons (2018-20). In Week 15 at Tennessee this season, he surpassed 100 single-season points for the fourth time in his career

MOST GAMES WITH 10+ POINTS IN HOUSTON TEXANS HISTORY

Rk	Player	Position	Games
1t	**Ka'imi Fairbairn**	**K**	**21**
1t	Kris Brown	K	21
3	Arian Foster	RB	18
4	Neil Rackers	K	12
5t	DeAndre Hopkins	WR	10

LONG RANGE LEADER

Fairbairn has connected on 28-of-30 field goal attempts (93.3 percent) and 21-of-21 extra point attempts (100.0 percent) for 105 points so far this season.

Fairbairn converted his ninth consecutive 50-plus yard field goal (56-yard attempt) in Week 17 vs. Jacksonville, marking the longest active streak in the NFL on kicks from that distance.

Through Week 17, Fairbairn is one-of-two kickers to convert 100 percent of 50-plus yard field goal attempts this season (min. six attempts) and has converted 15 field goals of 40-plus yards.

Additionally, he has converted two field goals of 50-plus yards in a single game three times in his career and twice this season: at Jacksonville in Week 5 and at Dallas in Week 14.

50-PLUS YARD FGs, TEXANS HISTORY

Rk	Player	Games	50+FGs
1	**Ka'imi Fairbairn**	**83**	**24**
2	Kris Brown	128	14
3	Neil Rackers	32	7
4t	Randy Bullock	35	5
4t	Nick Novak	29	5

QUICK HITS

OVERALL COACHING EXPERIENCE: 42 SEASONS
NFL EXPERIENCE: 21 SEASONS
TEXANS EXPERIENCE: TWO SEASONS
ALMA MATER: UNIVERSITY OF TULSA
HOMETOWN: BIG SANDY, TEXAS

8
Playoff appearances as an NFL coach

53
Pro Bowl nominations by players coached

171
Regular season wins as an NFL coach

CAREER JOURNEY

2022	**Head Coach**	**Houston Texans**
2021	Associate Head Coach / Defensive Coordinator	Houston Texans
2016-20	Head Coach	Illinois
2014-15	Head Coach	Tampa Bay Buccaneers
2004-12	Head Coach	Chicago Bears
2003	Assist. Head Coach/ Defensive Coordinator	St. Louis Rams
2001-02	Defensive Coordinator	St. Louis Rams
1996-2000	Linebackers	Tampa Bay Buccaneers
1995	Defensive Backs	Ohio State
1993-94	Defensive Backs	Tennessee
1992	Linebackers	Kentucky
1988-91	Linebackers	Arizona State
1987	Linebackers	Wisconsin
1983-86	Linebackers	Tulsa
1981-82	Assist. Coach / Defensive Backs / Receivers	Cascia Hall Prep HS
1980	Defensive Coordinator	Big Sandy HS

TEXANS COORDINATORS



PEP HAMILTON
OFFENSIVE COORDINATOR

OVERALL COACHING EXPERIENCE: 25 SEASONS
NFL EXPERIENCE: 15 SEASONS
TEXANS EXPERIENCE: TWO SEASONS

FRANK ROSS
SPECIAL TEAMS COORDINATOR

OVERALL COACHING EXPERIENCE: 12 SEASONS
NFL EXPERIENCE: 10 SEASONS
TEXANS EXPERIENCE: TWO SEASONS

TEXANS COACHING STAFF

Sean Baker	Assistant Special Teams
Danny Barrett	Running Backs
Tim Berbenich	Tight Ends
Ben Bolling	Defensive Assistant
Jacques Cesaire	Defensive Line
Joe Danna	Safeties
Ilir Emini	Defensive Assistant / Nickels
Dele Harding	Defensive Assistant
Hal Hunter	Assistant Offensive Line
Kenyon Jackson	Assistant Defensive Line
Jarrod James	Offensive Assistant
Ben McDaniels	Wide Receivers / Passing Game Coordinator
DeNarius McGhee	Offensive Assistant
Robbie Picazo	Offensive Assistant
Miles Smith	Linebackers
Dino Vasso	Cornerbacks
George Warhop	Offensive Line
Ted White	Offensive Assistant / Quarterbacks

QUICK HITS

OVERALL COACHING EXPERIENCE: EIGHT SEASONS
NFL EXPERIENCE: ONE SEASON
COLTS EXPERIENCE: ONE SEASON
ALMA MATER: NORTH CAROLINA
HOMETOWN: ATLANTA, GEORGIA

2

Earned AP First Team All-Pro honors twice (2005, 2007), while being named to the NFL's All-Decade Team (2000-09) by The Sporting News

14

Played 14 seasons as a center in the NFL with Indianapolis Colts (1999-2011) and Green Bay Packers (2012)

XLI

Member of the Indianapolis Colt's Super Bowl XLI victory, serving as the starting center that season

CAREER JOURNEY

2022-	**Interim Head Coach**	**Indianapolis Colts**
2017-19	Head Coach	Hebron Christian Academy
2015-16	Community Coach	Hebron Christian Academy

COLTS COORDINATORS

GUS BRADLEY
DEFENSIVE COORDINATOR

OVERALL COACHING EXPERIENCE: 33 SEASONS
NFL EXPERIENCE: 17 SEASONS
COLTS EXPERIENCE: ONE SEASON



BUBBA VENTRONE
SPECIAL TEAMS COORDINATOR

OVERALL COACHING EXPERIENCE: EIGHT SEASONS
NFL EXPERIENCE: EIGHT SEASONS
COLTS EXPERIENCE: FIVE SEASONS

COLTS COACHING STAFF

Tyler Boyles	Offensive Quality Control
Brian Bratton	Manager of Coaching Operations
Zane Fakes	Assistant Strength and Conditioning
John Fox	Senior Defensive Assistant
Parks Frazier	Pass Game Specialist/Assistant Quarterbacks
Joe Hastings	Assistant Special Teams
Richard Howell	Head Strength and Conditioning
Rusty Jones	Director of Sports Performance
Cato June	Assistant Linebackers
Sam Khym	Functional Movement Therapist/Conditioning
Kevin Mawae	Assistant Offensive Line
Doug McKenney	Applied Sports Science/Conditioning
Scott Milanovich	Quarterbacks Coach
Ron Milus	Defensive Backs
Mike Mitchell	Assistant Defensive Backs
Scottie Montgomery	Running Backs
Nate Ollie	Defensive Line
Matt Raich	Assistant Defensive Line
Richard Smith	Linebackers
Chris Strausser	Offensive Line
Reggie Wayne	Wide Receivers

Opening Statement
"Not much has changed. I kind of made some of the same comments on Monday. Not much has changed in the two hours before that we talked. Still disappointed in how we played yesterday. We've played a lot better than we played yesterday. It's as simple as that. All phases. We've been practicing well for a long period of time. We didn't necessarily see that one coming. You have to give Jacksonville a lot of credit. They weren't playing for an awful lot yesterday, and they showed up and played better than we did. There's a period of time there where we give up the long, explosive run, and then we give up an offensive touchdown after that. It was hard to get out of that sequence. Guys are going to continue to play hard and all of those things. We'll never question any of that. So, this now brings us down – I've talked a lot about our division record. We split with Tennessee, we split with Jacksonville and we have a tie against Indy, so this is a big game for our team. We'll practice hard, show up this week and hopefully we can finish up with a good taste in our mouth."

Has this been the most trying season personally that you've had as a coach?
"As you said, there's been a lot of them. Some have been more trying than others. This is one of them. We haven't won a lot of games. Whenever you don't win a lot of games, it's tough. It takes an emotional toll on everyone. By saying that though, how the guys have performed lately has given you – you can see what the future looks like."

In what ways has this season been difficult other than the fact that you have not won many games?
"It's just that. We haven't won. The guys have played hard. They've practice well. We haven't had a whole lot of off the field things going on. We haven't won. That's what it comes down to. Whenever you're not winning, of course you're going to have a bad taste in your mouth, and that's where we are."

How does this season compare to your first seasons in Chicago and Tampa?
"We didn't win a lot that first year in Tampa. We didn't win a lot the first year in Chicago. When you have done it a little bit, some places it takes a little bit longer. Not all of them. Normally when you're coming in, you're not coming in on a Super Bowl winning team, so it's going to take a little bit of time for growth. Where we are growth-wise right now, we've played a lot of young players that have gotten better. Those players have made plays now. Not just rookies, but other guys too. So, those are the kind of things that keep you going a little bit. It will be final this week, so this final game where the guys get a chance this season. I'm anxious to see, and I expect us to pick up where we were that Tennessee week. That's what I expect this week."

Do you feel that you've met your goals, GM Nick Caserio's goals and the organization's goals for the season?
"I think it's safe to say we haven't. Everybody has high goals for winning every game, winning the division. There's a lot of things that we didn't get accomplished. Was that realistic? I don't know, but those were our goals. You're right. There's a game left to go in the season, and what you can get accomplished, I think as long as you get a chance to keep playing, you can add something to this 2022 season story, and that's what we're going to do."

What has the message been like from GM Nick Caserio and Chairman and CEO Cal McNair?
"The message has been we talk and meet daily, Nick (Caserio) and I. Of course, Cal (McNair) at least weekly. Everybody that's connected to Houston Texans football is disappointed in where we are, but not losing hope or anything like that. I think we all see that better days are ahead."

After the game, some players mentioned low energy and questioned the pride taken. What was your feeling after the game?
"I think you have to be careful when you say some players. Which players? You talked to Christian (Kirksey) about that. That's not what I've seen. Pride? You need to talk to those guys about how they're feeling about that. When you group it, you look at how our guys have played, there hasn't been anything like that besides not playing well yesterday. There's a lot of teams that didn't play well yesterday. That not what we've seen at all. I know everybody came ready to work all last week, ready to go, right up until the last meeting before. Sometimes when you don't play as well as you need to, I just try to stay away from guys talking for the group. If those players said that, I wouldn't have thought that they would have taken that approach, because I didn't see that in their play. You said Ogbo (Ogbonnia Okoronkwo)? I thought he did some god things yesterday. Jerry (Hughes), I know how he's shows up always. I've talked on that too much."

What have you seen from Colts QB Sam Ehlinger, and what do you expect from him?
"I know he played earlier. Being a guy from Texas, I know about this career and what type of football player he's been. I know he's excited about this opportunity, if he's the guy. I know he's a mobile guy. From all I've heard, he's a great leader, guys buy into him. He can move the chains with his feet as much as he can throwing the football. If that's the case and he's the guy, we'll have to be ready for him."

Given the state of the organization, what were the realistic expectations of what your goals would be?
"I think when you say realistic goals, that's a hard question. Your realistic goal is you come in and you try to win every game. No one knows how the season is going to go. You go in, you start fighting, playing the best you can, improving, correcting mistakes, all those things. Those are goals that every team has, every player has. For every game, that's what you're trying to do. In the end, you look at how it all played out. We didn't end up with enough wins. As you analyze, there's a lot of things going in this season. Some of our best players haven't played for whatever reason. Everybody has a lot of those same issues we've had, but I'm just looking at the last part of our season on how the guys have continued to play. That has to say an awful lot about who they are. And, really, the goal is to try and win every game, and most of the games we had an opportunity to win. I think that's realistic."

You mentioned having daily conversations with Nick Caserio and Cal McNair. What have those been like?
"I have a conversation with players too. I never talk about those conversations in public like this. We're talking about Houston Texans football. That's what the conversation is about. 'How did the last game go and what do I think is going to happen this next game?' Simple as that. I talk about those things with our coaching staff, those things with the players, all of that."

This game has potential impact for the No. 1 overall pick. How do y'all as an organization talk about that going into the game?
"I think it's easy to answer that question. Where are we right now, you say the No. 1 overall pick can help? Is that what you said? Yeah. How about the No. 2 overall, can that help? Yeah. No. 3, there's a lot of picks that can help. That's how I look at that. We know the picks that we have coming in, we're going to add a lot of good football players. As you look at history a little bit too on whether you get the first or second pick, third, you never really know how they all are going to turn out. I think eventually it helps your ball club when you can get some of those top guys. I think if you're picking early you're going to get some top players. I think it's safe to say we're going to get some impact players that will help us. We understand what position we're in right now."

Getting the first pick can't play a role in whether you want to win or lose this game, right?
"That's easy to say, absolutely. I said the same thing last week. I've been asked this question a few weeks because we've been in that role. I understand it. We've been trying to win for a long period of time, every game. None of that has changed. That's why there is disappointment in what happened yesterday. We're going to go to work this week and do everything we possibly can to win this last game."

What have you seen from DB Jalen Pitre overall heading into his final game of his rookie year?
"He's been productive. First off, he's made a lot of tackles, and he has missed a lot of tackles. I'm going to throw that in there. The rookie part of that, I'm anxious to see growth when we're missing less. You just look at his intellect on football. That's been obvious too on how he's played. He has ball skills. He's intercepted a lot of balls. There's just so many good things he's done, not just him, so many of our rookie players. I'm excited. I know he's excited about one more opportunity too, and all the guys will be."

TEXANS BIG DAYS AGAINST THE COLTS

TE **O.J. Howard** posted two touchdowns and 38 yards on two receptions (18.5 avg.) in his first game as a Texan in the 20-20 tie with Indianapolis on Sept. 11, 2022.

DB **Jonathan Owens** posted a career-high 15 tacles and broke the Texans record for most total tackles in a Week 1 game in the 20-20 tie with Indianapolis on Sept. 11, 2022.

DB **Jalen Pitre** made his NFL debut and posted 11 tackles (the second-most tackles among rookies making their Texans debut) in the 20-20 tie with Indianapolis on Sept. 11, 2022.

DL **Jerry Hughes** had 2.0 sacks, three tackles for loss, one interception, one pass defensed, two quarterback hits and one fumble recovery in his first game as a Texan in the 20-20 tie with Indianapolis on Sept. 11, 2022.

DL **Jonathan Greenard** recorded 2.0 sacks, three quarterback hits and two tackles for loss in a 31-3 vs. Indianapolis on Oct. 17, 2021.

2022 OFFENSIVE STATISTICAL COMPARISON

	HOU	Rnk	IND	Rnk
Yards / Game	278.8	32	306.3	6
Yards / Play	4.69	32	4.74	8
Rushing Yards / Game	88.6	31	104.4	11
Rushing Yards / Play	3.78	31	4.11	6
Passing Yards / Game	190.2	25	201.9	10
Passing Yards / Play	5.65	31	5.68	11
Interception Rate	3.15%	29	3.16%	1
Sacks / Pass Attempt	6.86%	14	10.19%	4
First Downs / Game	16.2	31	17.8	7
Punt Return Avg	9.6	13	8.6	24
Kickoff Return Avg	23.5	13	28.4	8
Field Goals Made	93.33%	4	81.58%	17t
3rd Down Pct	29.95%	30	33.02%	9
4th Down Pct	45.83%	21	43.48%	15
Red Zone Pct	45.45%	29t	44.19%	15
Goal to Go Pct	65.22%	24	60.87%	14
Avg Time of Possession	28:34	30	29:34	14
Points/Game	16.1	30t	16.1	30t

2022 DEFENSIVE STATISTICAL COMPARISON

	HOU	Rnk	IND	Rnk
Yards / Game	378.4	30	332.4	16
Yards / Play	5.69	24	5.17	11
Rushing Yards / Game	168.6	32	121.8	23
Rushing Yards / Play	5.00	28	4.20	10
Passing Yards / Game	209.8	12	204.3	10
Passing Yards / Play	6.89	23	6.58	15
Interception Rate	2.87%	7	1.61%	28
Sacks / Pass Attempt	7.60%	13	8.65%	6
First Downs / Game	21.7	30t	20.4	20t
Punt Return Avg	9.0	16	7.0	6
Kickoff Return Avg	18.6	1	23.2	22
3rd Down Pct	39.42%	20	38.10%	11
4th Down Pct	61.11%	26	47.83%	14
Red Zone Pct	56.00%	18	67.35%	31
Goal to Go Pct	67.87%	10	77.42%	22
Points / Game	24.3	26	24.7	28
Point Differential / Game	-8.3	31	-8.6	32
Yard Differential / Game	-99.6	32	-26.1	25

TEXANS CAREER STATS VS. COLTS

PASSING

Player	G	A-C-I	Pct.	Yds	TD	Sk/Lst	Rtg
D. Mills	3	94-58-2	61.7%	532	2	7/45	71.3

RUSHING

Player	G	Att.	Yds	Avg.	Lg	TD
D. Ogunbowale	5	25	80	3.2	12	0
R. Burkhead	4	22	70	3.2	8	0
R. Freeman	2	15	50	3.3	10	1

RECEIVING

Player	G	Rec.	Yds	Avg.	Lg	TD
B. Cooks	6	36	414	11.5	47	0
J. Akins	7	20	208	10.4	27	0
O. Howard	2	6	111	18.5	33	2
D. Ogunbowale	3	12	95	7.9	17	0
C. Moore	3	9	74	8.2	20	0
R. Burkhead	3	6	45	7.5	15	0
R. Freeman	2	2	16	8.0	11	0
B. Jordan	2	3	12	4.0	5	0
T. Hairston	1	1	5	5.0	5	0

DEFENSE

Player	G	S	A	Tot	Sk	Yds	INT	PD	FF	FR
C. Kirksey	6	22	17	39	0.5	4.5	1	3	0	3
D. King II	5	16	7	23	0.0	0.0	0	2	0	0
S. Nelson	4	18	2	20	0.0	0.0	0	4	0	0
J. Owens	2	13	5	18	0.0	0.0	0	1	0	0
J. Hughes	4	11	2	13	2.0	12.0	1	1	1	0
J. Greenard	4	8	4	12	2.0	9.0	0	0	0	0
J. Pitre	1	5	5	10	0.0	0.0	0	0	0	0
N. Hewitt	3	6	4	10	0.0	0.0	0	1	0	0
E. Murray	3	5	5	10	0.0	0.0	0	1	0	0
T. Thomas	2	6	3	9	0.0	0.0	0	0	1	0
M. Collins	3	5	3	8	0.0	0.0	0	1	0	0
M. Addison	2	2	3	5	0.0	0.0	0	0	0	0
R. Green	1	3	1	4	1.0	9.0	0	2	0	0
R. Lopez	1	0	3	3	0.0	0.0	0	0	0	0
G. Wallow	1	2	0	2	0.0	0.0	0	0	0	0
O. Okoronkwo	1	1	0	1	0.0	0.0	0	0	0	0
T. Smith	1	1	0	1	0.0	0.0	0	0	0	0
K. Hinish	1	0	1	1	0.0	0.0	0	0	0	0

ALL TIME SERIES

REGULAR SEASON

Overall: 9-31-1 Home: 6-14-1 Road: 3-17

Date	W/L	Score	H/A	Venue	Texans QB	Colts QB
9/22/02	L	23-3	H	Reliant Stadium	D. Carr	P. Manning
12/1/02	L	19-3	A	RCA Dome	D. Carr	P. Manning
10/26/03	L	30-21	A	RCA Dome	D. Carr	P. Manning
12/28/03	L	20-17	H	Reliant Stadium	D. Carr	P. Manning
11/14/04	L	49-14	A	RCA Dome	D. Carr	P. Manning
12/12/04	L	23-14	H	Reliant Stadium	D. Carr	P. Manning
10/23/05	L	38-20	H	Reliant Stadium	D. Carr	P. Manning
11/13/05	L	31-17	A	RCA Dome	D. Carr	P. Manning
9/17/06	L	43-24	A	RCA Dome	D. Carr	P. Manning
12/24/06	W	27-24	H	Reliant Stadium	D. Carr	P. Manning
9/23/07	L	30-24	H	Reliant Stadium	M. Schaub	P. Manning
12/23/07	L	38-15	A	RCA Dome	S. Rosenfels	P. Manning
10/5/08	L	31-27	H	Reliant Stadium	S. Rosenfels	P. Manning
11/16/08	L	33-27	A	Lucas Oil Stadium	S. Rosenfels	P. Manning
11/8/09	L	20-17	A	Lucas Oil Stadium	M. Schaub	P. Manning
11/29/09	L	35-27	H	Reliant Stadium	M. Schaub	P. Manning
9/12/10	W	34-24	H	Reliant Stadium	M. Schaub	P. Manning
11/1/10	L	30-17	A	Lucas Oil Stadium	M. Schaub	P. Manning
9/11/11	W	34-7	H	Reliant Stadium	M. Schaub	K. Collins
12/22/11	L	19-16	A	Lucas Oil Stadium	T. Yates	D. Orlovsky
12/16/12	W	29-17	H	Reliant Stadium	M. Schaub	A. Luck
12/30/12	L	28-19	A	Lucas Oil Stadium	M. Schaub	A. Luck
11/3/13	L	27-24	H	Reliant Stadium	C. Keenum	A. Luck
12/15/13	L	25-3	A	Lucas Oil Stadium	C. Keenum	A. Luck
10/9/14	L	33-28	H	NRG Stadium	R. Fitzpatrick	A. Luck
12/14/14	L	17-10	A	Lucas Oil Stadium	T. Savage	A. Luck
10/8/15	L	27-20	H	NRG Stadium	B. Hoyer	M. Hasselbeck
12/20/15	W	16-10	A	Lucas Oil Stadium	T. Yates	M. Hasselbeck
10/16/16	W (OT)	26-23	H	NRG Stadium	B. Osweiler	A. Luck
12/11/16	W	22-17	A	Lucas Oil Stadium	B. Osweiler	A. Luck
11/5/17	L	20-14	H	NRG Stadium	T. Savage	J. Brissett
12/31/17	L	22-13	A	Lucas Oil Stadium	T. Yates	J. Brissett
9/30/18	W (OT)	37-34	A	Lucas Oil Stadium	D. Watson	A. Luck
12/9/18	L	24-21	H	NRG Stadium	D. Watson	A. Luck
10/20/19	L	30-23	A	Lucas Oil Stadium	D. Watson	J. Brissett
11/21/19	W	20-17	H	NRG Stadium	D. Watson	J. Brissett
12/06/20	L	26-20	H	NRG Stadium	D. Watson	P. Rivers
12/20/20	L	27-20	A	Lucas Oil Stadium	D. Watson	P. Rivers
10/17/21	L	30-3	A	Lucas Oil Stadium	D. Mills	C. Wentz
12/5/21	L	31-0	H	NRG Stadium	D. Mills	C. Wentz
9/11/22	T (OT)	20-20	H	NRG Stadium	D. Mills	M. Ryan

HOUSTON TEXANS	COLTS
2022	2022
2-13-1	4-11-1
4th, AFC South	3rd, AFC South

REGULAR SEASON SERIES BREAKDOWN

Record vs. Colts ..... Texans trail 9-31-1
Last meeting ..... Colts 20, Texans 20 (9/11/22)
Texans largest margin of victory ..... 27 (Texans 34, Colts 7; 9/11/11)
Colts largest margin of victory ..... 35 (Colts 49, Texans 14; 11/14/04)
Current win streak ..... Tie, 1 (2022- present)
Texans longest win streak ..... 3(2015-16)
Colts longest win streak 9 (2002-06)
Most points, Texans ..... 37 (Texans 37, Colts 34 (OT), 9/30/18)
Most points, Colts ..... 49 (Colts 49, Texans 14, 11/14/04)
Most points, both teams ..... 71 (Texans 37, Colts 34 (OT), 9/30/18)
Fewest points, Texans ..... 0 (Colts 31, Texans 0, 12/5/21)
Fewest points, Colts ..... 7 (Texans 34, Colts 7, 9/11/11)
Fewest points, both teams ..... 22 (Colts 19, Texans 3, 12/1/02)
Most net yards, Texans ..... 483 (Colts 27, Texans 24; 11/3/13)
Most net yards, Colts ..... 515 (Colts 43, Texans 24; 9/17/06)
Most rushing yards, Texans ..... 257 (Texans 34, Colts 24; 9/12/10)
Most rushing yards, Colts ..... 207 (Colts 20, Texans 17; 12/28/03)
Most passing yards, Texans ..... 373 (Colts 27, Texans 20; 12/20/20)
Most passing yards, Colts ..... 437 (Texans 37, Colts 34 (OT), 9/30/18)
Fewest net yards, Texans ..... 139 (Colts 38, Texans 20; 10/23/05)
Fewest net yards, Colts ..... 190 (Texans 16, Colts 10; 12/20/15)
Fewest rushing yards, Texans ..... 40 (Colts 30, Texans 24; 9/23/07)
Fewest rushing yards, Colts ..... 41 (Texans 37, Colts 34 (OT), 9/30/18)
Fewest net passing yards, Texans ..... 6 (Colts 38, Texans 20; 10/23/05)
Fewest net passing yards, Colts ..... 104 (Colts 22, Texans 13; 12/31/17)
Most sacks, Texans ..... 5 (Texans 29, Colts 17; 12/16/12)
Most sacks, Colts ..... 7 (Texans 37, Colts 34 (OT), 9/30/18)
Most interceptions, Texans ..... 2 (4x – last: Colts 22, Texans 17; 12/11/16)
Most interceptions, Colts ..... 2 (5x – last: Colts 30, Texans 3 10/17/21)
Most turnovers, Texans ..... 4 (Colts 49, Texans 14; 11/14/04)
Most turnovers, Colts ..... 3 (Texans 22, Colts 17; 12/11/16)
Most penalties, Texans ..... 14-114 (Colts 25, Texans 3; 12/15/13)
Most penalties, Colts ..... 11-85 (Colts 49, Texans 14; 11/14/04)

2022 INDIVIDUAL COMPARISON

TEXANS		COLTS	
PASSING YARDS			
Davis Mills	2,820	Matt Ryan	3, 057
Kyle Allen	416	Sam Ehlinger	364
Jeff Driskel	95	Nick Foles	224
RUSHING YARDS			
Dameon Pierce	939	Jonathan Taylor	861
Royce Freeman	102	Zach Moss	251
Davis Mills	102	Deon Jackson	201
Dare Ogunbowale	90	Matt Ryan	70
Rex Burkhead	80	Sam Ehlinger	66
RECEIVING YARDS			
Brandin Cooks	593	Michael Pittman Jr.	895
Chris Moore	526	Parris Campbell	581
Nico Collins	481	Alec Pierce	551
Jordan Akins	325	Jelani Woods	303
Phillip Dorsett	257	Kylen Granson	302
Rex Burkhead	203	Ashton Dulin	207
Dameon Pierce	165	Nyheim Hines	188
POINTS SCORED			
Ka'imi Fairbairn	105	Chase McLaughlin	104
Dameon Pierce	30	Jonathan Taylor	24
Jordan Akins	18	Parris Campbell	18
O.J. Howard	12	Jelani Woods	18
Chris Moore	12	Michael Pittman Jr.	18
Teagan Quitoriano	12	Deon Jackson	12
Davis Mills	12	Mo Alie-Cox	12
INTERCEPTIONS			
Jalen Pitre	5	Rodney Thomas	3
Tremon Smith	2	Stephon Gilmore	2
Desmond King II	2	Shaquille Leonard	1
Derek Stingley Jr.	1	Julain Blackmon	1
Jerry Hughes	1	Rodney McLeod Jr.	1
Christian Kirksey	1		
Steven Nelson	1		
Christian Harris	1		
SACKS			
Jerry Hughes	9.0	Yannick Ngakoue	9.5
Ogbonnia Okoronkwo	5.0	DeForest Buckner	8.0
Rasheem Green	3.5	Kwity Paye	6.0
Black Cashman	3.0	Dayo Odeyingbo	5.0
Christian Kirksey	3.0	Grover Stewart	4.0
Maliek Collins	2.5	Ifeadi Odenigbo	3.5
DEFENSIVE TACKLES			
Jalen Pitre	139	Zaire Franklin	160
Christian Kirksey	119	Bobby Okereke	146
Jonathan Owens	117	Rodney McLeod Jr.	88
Desmond King II	83	DeForest Buckner	70
Christian Harris	64	Grover Stewart	69
Steven Nelson	52	Sephon Gilmore	66
Ogbonnia Okoronkwo	43	Kenny Moore II	65
SPECIAL TEAMS TACKLES			
M.J. Stewart	13	Grant Stuard	10
Dare Ogunbowale	11	Nick Cross	9
Eric Murray	10	E.J. Speed	9
KICKOFF RETURNS (Avg.)			
Tremon Smith	22.1	Dallis Flowers	33.0
PUNT RETURNS (Avg.)			
Desmond King II	9.2	Keke Coutee	9.3
FIELD GOALS			
Ka'imi Fairbairn	28/30, 93.3%	Chase McLaughlin	29/35, 82.9%
PUNTING (GROSS/NET Avg.)			
Cameron Johnston	48.3/43.7	Matt Haack	44.4/41.2

TEXANS FROM INDIANA

- No Texans players are from Indiana

COLTS FROM TEXAS

- Austin - QB **Sam Ehlinger**
- Austin - QB **Nick Foles**
- Austin - TE **Kylen Granson**
- Beaumont - DB **Tony Brown**
- Conroe - LB **Grant Stuard**
- Cypress - K **Chase McLaughlin**
- Fort Worth - TE **E.J. Speed**
- McKinney - DE **Ben Banogu**

TEXANS COACHING CONNECTIONS

- Offensive coordinator **Pep Hamilton** coached with the Colts, serving as the offensive coordinator (2013-15)
- Special teams coordinator **Frank Ross** coached with the Colts, serving as the assistant special teams coach (2018-20)
- Tight ends coach **Tim Berbenich** coached with the Colts, serving as an offensive assistant (2012-14), defensive assistant (2015) and offensive assistant/ assistant quarterbacks coach (2016-17)
- Assistant offensive line coach **Hal Hunter** coached with the Colts, serving as the assistant offensive line coach (2013-14) and offensive line coach (2015)

COLTS COACHING CONNECTIONS

- Linebackers coach **Richard Smith** coached with the Texans, serving as the defensive coordinator (2006-08)

FORMER COLTS ON THE TEXANS

- DL **Mario Addison** (2011-12)
- WR **Phillip Dorsett** (2015-16)
- DL **Jerry Hughes** (2010-12)
- DB **Tremon Smith** (2020)

FORMER TEXANS ON THE COLTS

- No Colts players have played for the Texans

COLLEGE CONNECTIONS

- Alabama – TE **O.J. Howard** (2013-15) and Colts OL **Ryan Kelly** (2013-15), DB **Tony Brown** (2014-17)
- Central Michigan – FB **Troy Hairston** (2018-21) and Colts OL **Bernhard Raimann** (2018-21)
- Houston – QB **Kyle Allen** (2020) and Colts LB **Grant Stuard** (2020)
- Illinois - LB **Jake Hansen** (2016-21) and Colts K **Chase McLaughlin** (2016-18)
- Notre Dame - DL **Kurt Hinish** (2017-21) and Colts DL **Khalid Kareem** (2016-19)
- Ohio State – P **Cameron Johnston** (2014-16) and Colts WR **Parris Campbell** (2014-16)
- Oregon – RB **Royce Freeman** (2014-15) and Colts DL **DeForest Buckner** (2012-15)
- South Carolina – OL **A.J. Cann** (2010-11) and Colts DB **Stephon Gilmore** (2010-11)
- Stanford – QB **Davis Mills** (2017-18), DL **Thomas Booker** (2018) and Colts LB **Bobby Okereke** (2017-18)
- TCU – LB **Garret Wallow** (2017-18) and Colts DL **Ben Banogu** (2017-18), OL **Matt Pryor** (2017)
- USC – DL **Rasheem Green** (2016-17) and Colts WR **Michael Pittman, Jr.** (2016-17)



QUARTERBACKS (3)

3 KYLE ALLEN 6-3 210 4th season Houston

Signed with the Houston Texans on March 23, 2022 as a free agent...Has thrown for 416 passing yards and two touchdowns during the 2022 season... Made his first start of the season in Week 12 at Miami (11/27/22), throwing for 215 yards and a touchdown...Spent the 2021 season with Washington, adding depth to the quarterback position...Made two appearances late in the season, completing 12-of-19 passes (63.2 percent) for 120 yards one touchdown and a passer rating of 98.6...Started four games in 2020 with Washington, completing 60-of-87 passes for 610 yards, four touchdowns, one interception and a passer rating of 99.3...Was a 12-game starter with Carolina in 2019, starting in relief of QB Cam Newton, passing for 3,322 yards, 17 touchdowns and a passer rating of 80.0...Signed with the Carolina Panthers as a college free agent on April 30, 2018... Played one season at the University of Houston (2017) after spending his first two seasons (2014-15) at Texas A&M University in College Station, Texas... Attended Desert Mountain High School in Scottsdale, Ariz., where he was rated as the nation's top quarterback in 2014 by ESPN, Rivals, Scout and 247Sports after throwing for more than 8,000 yards and 86 touchdowns over his high school career.

6 JEFF DRISKEL 6-4 235 7th season Louisiana Tech

Signed to the Texans active roster on Dec. 19, 2022...Has passed for 95 yards and one touchdown, while rushing the ball 17 times for 68 yards in 2022... Played in one game with the Texans during the 2021 season after making the switch from quarterback to tight end in Week 11 following the bye week...Prior to joining the Texans, Driskel played with the Denver Broncos (2020), Detroit Lions (2019), Cincinnati Bengals (2016-2018) and San Francisco 49ers (2016)... Driskel earned five starts with the Bengals in 2018, throwing for 1,003 yards with six touchdowns and two interceptions...Played one season (2015) at Louisiana Tech University in Ruston, La. after transferring from the University of Florida in Gainesville, Fla. where he played his first four seasons (2011-14)... Selected by the San Francisco 49ers with the 32nd pick of the sixth round (207th overall) of the 2016 NFL Draft.

10 DAVIS MILLS 6-4 225 2nd season Stanford

Selected by the Texans in the third round (67th overall) of the 2021 NFL Draft... Has passed for 2,830 yards on 270-of-441 (61.2 percent) passing and 14 touchdowns in 2022...Completed 263-of-394 passes (66.8 percent) with 2,664 passing yards, 16 touchdowns and 10 interceptions for a passer rating of 88.8 in 13 games (11 starts) in 2021...Passed for 254 yards and two touchdowns for a passer rating of 130.6 vs. the L.A. Chargers (12/26/21), becoming the third rookie quarterback in NFL history with at least 250 passing yards, two touchdown passes and a rating of 130-or-higher in multiple games, joining Robert Griffin III (2012) and Justin Herbert (2020)...Became the first rookie quarterback in NFL history to finish a game with 300-plus passing yards, three-plus passing touchdowns and a passer rating of 140.0 or higher vs. New England (10/10)...Played in 14 games with 11 starts at Stanford and totaled 3,468 passing yards, 18 touchdowns, eight interceptions and a completion percentage of 65.5...Earned All-Pac 12 honorable mention honors as a season after completing 129-of-195 passes (66.2%) for 1,508 yards, seven touchdowns and three interceptions...Named Team MVP for Stanford with the Irving S. Zeimer Award as a senior.

RUNNING BACKS (3)

26 ROYCE FREEMAN 6-0 238 5th season Oregon

Acquired via waivers by the Texans from the Panthers on Nov. 9, 2021...Signed to the Texans active roster on Dec. 17, 2022...Rushed the ball 11 times for 51 yards (4.6 avg.) against the Chiefs (12/18)...Had 35 carries for 92 yards (2.6 avg.) and seven receptions for 62 yards (8.9 avg.) in seven games with the Texans in 2021... Played eight games with the Panthers in 2021, totaling 21 carries for 77 yards (3.7 avg.) and recording three receptions for 15 yards (5.0 avg.)...Has amassed 1,356 yards on 353 carries (3.8 avg.) and eight touchdowns, along with 79 receptions for 486 yards and one touchdown in four seasons between the Broncos, Panthers and Texans...Initially drafted by the Broncos in the third round (71st overall) of the 2018 NFL Draft.

28 REX BURKHEAD 5-10 215 10th season Nebraska

Signed by the Texans as a free agent on June 1, 2021...Has rushed the ball 26 times for 80 yards (3.1 avg) and has caught 36 passes for 203 yards (5.6 avg.) and one touchdown in 2022...Amassed 427 rushing yards on 122 carries (3.5 avg.) with three touchdowns and 25 receptions for 186 yards (6.5 avg.) in 16 games (five starts) in 2021...Rushed for a career-high 149 yards on 22 carries (6.8 avg.) and scored two touchdowns vs. the L.A. Chargers (12/26/21)...Has totaled 1,824 rushing yards on 462 carries (4.0 avg.) with 17 rushing touchdowns and 1,330 receiving yards on 155 catches (8.5 avg.) with eight receiving touchdowns in nine seasons with the Bengals, Patriots and Texans...Appeared in 10 games in 2020 and totaled 67 rushes for 274 yards (4.1 avg.) and three touchdowns to go along with 25 receptions for 192 yards (7.7 avg.) and three receiving touchdowns...Originally selected by the Bengals in the sixth round (190th overall) of the 2013 NFL Draft.

33 DARE OGUNBOWALE 5-11 205 4th Season Wisconsin

Making his second stint with the Texans after signing with the team on March 23, 2022...Has appeared mostly on special teams during the 2022 season...Rushed the ball 31 times for 90 yards and a score in 2022...Caught five passes for 54 yards (10.8 avg.) at Las Vegas in Week 7...Has rushed the ball 87 times for 307 yards and three touchdowns during his NFL career, seeing time with Washington (2017), Tampa Bay (2018-19) and Jacksonville (2020-21)....Handled a career-high 43 carries and rushed for 137 yards (3.2 avg.) and one touchdown, also catching 13 passes for 114 yards (8.8 avg.) and a score in 2021...Played four seasons (2013-16) at the University of Wisconsin in Madison, Wis...Lettered for the fourth consecutive year after appearing in all 14 games as a senior (2016), rushing 91 times for 506 yards and five touchdowns and catching 24 passes for 208 yards and a score.

FULLBACKS (1)

34 TROY HAIRSTON 5-11 245 Rookie Central Michigan

Signed with the Houston Texans as a college free agent on May 13, 2022... Made his NFL debut against the Indianapolis Colts on Sept. 11, 2022...Played five seasons (2017-21) at Central Michigan University in Mount Pleasant, Mich., where he played in 54 games and totaled 129 tackles (71 solo), 34.0 tackles for loss, 16.5 sacks, four forced fumbles and one fumble recovery...Appeared in 13 games and recorded a collegiate career-high 55 tackles, 17 tackles for loss, nine sacks and one forced fumble while receiving first-team All-MAC honors in 2021.

WIDE RECEIVERS (4)

4 PHILLIP DORSETT 5-10 192 8th season Miami

Signed with the Houston Texans on Dec. 4, 2021, joining the team's practice squad...Has tallied 257 receiving yards on 20 receptions this year...Caught two passes for 45 yards (22.5 avg.) and a touchdown at Las Vegas in Week 7, his first touchdown reception since Week 11 in 2019...Played with three different teams in 2021, spending time with the Jacksonville Jaguars, Seattle Seahawks and Houston Texans...Traded by the Colts to the Patriots in 2017 and spent 2017-19 with the New England Patriots, catching 73 passes for 881 yards and eight touchdowns...Dorsett caught a 29-yard touchdown pass in the 2018 AFC Championship at Kansas City, helping his team advance past the Chiefs and claim a Super Bowl LIII win over the Rams...Played two seasons with the Indianapolis Colts, making seven starts, catching 51 passes for 753 yards and three scores... Played four seasons at the University of Miami (2011-14) in Miami, Fla., recording 121 receptions for 2,132 yards (17.6 avg.) and 17 touchdowns...Selected by the Indianapolis Colts in the first round (29th overall) of the 2015 NFL Draft.

13 BRANDIN COOKS 5-10 183 9th season Oregon State

Acquired by the Texans via trade with the Los Angeles Rams on April 10, 2020... Surpassed the 8,500 yard receiving mark in Week 17 becoming the 11th active player to do so...Has 52 catches for 593 yards (11.4 avg.) and two touchdowns in 2022...Led the team with 90 receptions for 1,037 yards (11.5 avg.) and six touchdowns through 16 games (all starts) in 2021...Eclipsed 1,000 yards receiving on the season for the sixth time of his career at San Francisco (1/2/22), becoming the third Texans player to record consecutive seasons with 1,000 receiving yards... Is one of eight active players with at least six 1,000-yard receiving seasons...Has totaled 7,917 receiving yards and 46 touchdowns on 573 receptions (13.8 avg.) in his 119-game career...Started 15 games in his first season with the Texans in 2020 and became the third player in franchise history with at least 1,000 receiving yards in a single season...One of four players in NFL history to record at least three 1,000-plus receiving yard seasons prior to turning 25 (Randy Moss, John Jefferson and Odell Beckham Jr.)...Became the first player in NFL history to record three consecutive 1,000-yard seasons on three different teams (New Orleans, New England and L.A. Rams)...Appeared in back-to-back Super Bowls (LII, LIII) with the Patriots and Rams, totaling 143 receiving yards...Owns the fourth-highest yards-per-reception average (13.8) since entering the league in 2014 among active players (min. 500 receptions)...Originally drafted by the New Orleans Saints in the first round (20th overall) of the 2014 NFL Draft.

15 CHRIS MOORE 6-1 200 7th season Cincinnati

Signed by the Houston Texans as an unrestricted free agent on March 24, 2021, shuffling from the practice squad to the active roster multiple times...Has caught 46 passes for 526 yards (11.4 avg.) and two touchdowns in 2022...Had a career day at Dallas in Week 14, catching 10 passes for 124 yards (12.4 avg.)...Played in 12 games (one start) in his first season as a Texan in 2021, posting a career-high 21 catches and amassing 227 receiving yards (10.8 avg.) and two touchdowns... Recorded five receptions for a season-high 109 yards (21.8 avg.), both career highs, vs. New England (10/10/21)...Prior to joining the Texans, Moore played with the Ravens from 2016-2020, playing in 61 games with five starts...Moore played at Cincinnati from 2012-15 and was selected by the Baltimore Ravens with the ninth pick of the fourth round (107th overall) of the 2016 NFL Draft.

19 AMARI RODGERS 6-1 200 7th season Cincinnati

Claimed by the Houston Texans via waivers from the Green Bay Packers on Nov. 16, 2022...Has nine receptions for 132 yards (14.7 avg.) in 2022 with the Texans... Caught a career high four receptions for 57 yards and his first-ever receiving touchdown at Dallas (12/11) in Week 14...Made his first appearance as a Texan in Week 13 against Cleveland (12/4)...Appeared in all 10 games for Green Bay in 2022, returning 20 punts for 139 yards (7.0 avg.), six kickoffs for 122 yards (20.3 avg.) and four receptions for 50 yards (12.5 avg.)...During his rookie season in 2021, Rodgers caught four passes for 45 yards, while returning punts and kicks...At Clemson, Rodgers played four seasons (2017-20), catching 181 balls for 2,144 yards (11.8 avg.) and 15 touchdowns...During his final season at Clemson in 2020, Rodgers earned First Team All-ACC honors after recording career highs in receptions (77) and receiving yards (1,020)...Rodgers was selected in the third round (85th overall) in the 2021 NFL Draft by the Green Bay Packers...His father is Tee Martin, former Tennessee quarterback and current Baltimore Ravens wide receivers coach.

TIGHT ENDS (4)

9 BREVIN JORDAN 6-3 245 2nd season Miami (Fla.)

Selected by the Texans in the fifth round (147th overall) of the 2021 NFL Draft... Has caught 14 passes for 28 yards (9.1 avg.) in 2022...Had 20 catches for 178 yards (8.9 avg.) and three touchdowns in nine games (two starts) in 2021... Caught four passes for a career-high 56 yards (14.0 avg.) with a career-long 27-yard reception vs. the L.A. Chargers (12/26/21)...Spent three seasons (2018-20) at Miami (Fla.), where he played in 30 games (29 starts) and totaled 1,358 receiving yards on 105 receptions (12.9 avg.) with 13 touchdowns...Named Second-Team All-ACC after starting all eight games he played in and finishing second on the team in receptions (38) and receiving yards (57) while also tying for the team lead with seven touchdown catches in 2020...Was a semifinalist for the John Mackey Award, given to the nation's top tight end...Garnered First Team All-ACC honors and was named a Mackey Award finalist in 2019 after starting 10 games with 35 catches, 495 receiving yards and two touchdowns... Earned All-ACC Second Team honors as a true freshman.

83 O.J. HOWARD 6-6 251 6th Season Alabama

Signed by the Houston Texans on Sept. 2, 2022...Opened the season catching two touchdown passes from QB Davis Mills, becoming the third tight end in NFL history to catch at least two touchdowns in a opener with their new team (TE Alex Smith - 2006, TE Jared Cook - 2013)...Super Bowl LV Champion...Has started 59-of-73 career games, catching 129 passes for 1,882 yards (14.6 avg.) and 17 touchdowns...Recorded a career-long 75-yard touchdown catch against Philadelphia (9/16/18), the fourth-longest catch by a tight end in Tampa Bay history...Caught six touchdowns as a rookie, tied for the second-most among rookies and the fourth-most ever by a Buccaneers rookie...Had career highs in receptions (six), receiving yards (98) and receiving touchdowns (two) at Buffalo (10/22/17)...Recorded a 58-yard touchdown catch against New York Giants (10/1/17), the longest touchdown reception by a Tampa Bay rookie since 2012 (Doug Martin, 64 yards at Minnesota 10/25/12) and then the then fourth-longest touchdown reception by a tight end in team history...Made first career start NFL debut against Chicago (9/17/17)...Played in 57 games, with 37 starts, including 28 of the final 30 of his collegiate career...Finished his career with 114 receptions for 1,726 yards and seven touchdowns...Selected in the first round (19th overall) of the 2017 NFL Draft by the Tampa Bay Buccaneers.

84 TEAGAN QUITORIANO 6-6 258 Rookie Oregon State

Selected by the Houston Texans in the fifth round (170th overall) of the 2022 NFL Draft...Has caught four passes for two touchdowns in 2022...His first career reception was a touchdown vs. Philadelphia (11/3)...Became the fifth player in Texans history to catch a touchdown pass on their first career reception...Made his first career start vs. Washington (11/20)...Played four seasons (2018-21) and appeared in 42 games (30 starts), totaling 40 receptions for 512 yards and six touchdowns... Started all 13 games and caught 19 passes for 214 yards and three touchdowns, earning All-Pac-12 Honorable Mention recognition by the league's coaches in 2021.

88 JORDAN AKINS 6-4 243 6th season Central Florida

Signed to the Texans active roster from the practice squad on Oct. 12, 2022... Has played in 14 games during the 2022 season, catching 33 passes for 425 yards (12.5 avg.) and a career high three touchdowns...Caught five passes for 61 yards (12.2 avg.) and a touchdown in Week 12 at Miami (11/28)...Played the previous five years with the Texans catching 121 passes for 1,346 yards and four touchdowns...Akins brought in a career-best 418 receiving yards during his second season in the NFL in 2019...Played four seasons at Central Florida, amassing 1,148 receiving yards and eight touchdowns...Prior to attending Central Florida, Akins was drafted in the third round of the 2010 Major League Baseball Draft by the Texas Rangers.

OFFENSIVE LINE (9)

54 SCOTT QUESSENBERRY 6-3 310 5th season UCLA

Signed with the Houston Texans as an unrestricted free agent on March 23, 2022...Earned his first start as a Texan in Week 2 at Denver (9/18)...Appeared in 16 games (one start) for the Chargers and blocked for QB Justin Herbert as he set the franchise record for touchdown passes in a season (38) and recorded 5,014 passing yards, 302 rushing yards and three rushing touchdowns in 2021... Has played in 78 games (25 starts) during his NFL career...Played four seasons (2013-14; 2016-17) at the University of California, Los Angeles and finished his career with 44 starts...Selected by the Los Angeles Chargers in the fifth round (155th overall) of the 2018 NFL Draft.

59 KENYON GREEN 6-4 323 Rookie Texas A&M

Selected by the Houston Texans in the first round (15th overall) of the 2022 NFL Draft...Made his first career start at Denver on Sept. 18, 2022...Made his NFL debut vs. Indianapolis on (9/18/22)...Played three seasons (2019-21) at Texas A&M in College Station, Texas, where he started 35 games along the offensive line...Started all 12 games at four different positions on the offensive line in 2021, earning first-team All-America honors from the Associated Press and Sporting News and second-team All-America honors from Walter Camp and the FWAA...Attended Atascocita High School in Humble, Texas, where he helped the team average over 460 yards of offense per game as a senior.

60 A.J CANN 6-3 320 8th season South Carolina

Signed with the Houston Texans as an unrestricted free agent on March 23, 2022...Started a right guard in his first appearance with the club on 09/11/22, 2022...Has played in 110 games (109 starts) in his career (2015-21)...Cann started four games at right guard prior to being placed on the Reserve/Injured List with a knee injury in 2021...It was the first time in Cann's career he didn't start double-digit games in a season...Started 51 games in four seasons (2011-14) at the University of South Carolina in Columbia, S.C., the second-most starts by a player in school history...Selected by the Jacksonville Jaguars in the third round (67th overall) of the 2015 NFL Draft.

64 JUSTIN McCRAY 6-3 315 6th season Central Florida

Signed by the Houston Texans as an unrestricted free agent on March 22, 2021... Earned the start a left guard in the opener vs. Indianapolis (9/11/22)....McCray has played in 77 games (29 starts) in his career, spending time with the Green Bay Packers (2017-18), Cleveland Browns (2019) and Atlanta Falcons (2020)... McCray tied his career highs in games played (15) and starts (eight) with six starts and right guard and two starts at center last year with the Texans...Played four seasons (2010-13) at the University of Central Florida in Orlando, Fla., seeing action in 31 games, making 16 starts during his collegiate career... Signed by the Tennessee Titans as a college free agent on May 12, 2014.

67 CHARLIE HECK 6-8 311 3rd season North Carolina

Selected by the Texans in the fourth round (126th overall) of the 2020 NFL Draft... Earned his first start of the 2022 season at right tackle...Used as the team's extra lineman during the 2022 opener and was on the six-man offensive line to open the game vs. Indianapolis...Has played in 34 games (17 starts) through his first three seasons (2020-22) with the Texans...Appeared in 16 games (13 starts) in 2021...Appeared in three games (one start) as a rookie...Saw extended action at right tackle after Laremy Tunsil was injured in 2020 and was part of an offensive line that helped the Texans offense average a franchise record 9.6 yards per play in Week 16 vs. Cincinnati (12/27)...Spent four seasons at North Carolina, appearing in 43 games (34 starts) at both left and right tackle...Earned second-team All-ACC honors after surrendering only one half-sack in his entire senior season.

71 TYTUS HOWARD 6-5 322 4th season Alabama State

Selected with the 23rd pick of the first round in the 2019 NFL Draft by the Houston Texans...Has started 16 games during the 2022 season, earning 14 starts at right tackle and two start at left guard...Started 15 games on the offensive line in 2021... Started at right tackle in 14 games before being placed on the Reserve/Injured list on Dec. 23 in 2020 and helped the team average an NFL-best 8.31 yards per passing play...Started all eight games his rookie season before being placed on the Reserve/Injured list...Was the first offensive lineman drafted in the first round by the Texans since 2008...A three-year starter and three-year captain at Alabama State...Earned FCS First-Team All-America honors from HERO Sports during his senior season in 2018.

76 AUSTIN DECULUS 6-5 321 Rookie LSU

Selected by the Houston Texans in the sixth round (205th overall) of the 2022 NFL Draft...Active during Weeks 14-17 and played his first snaps on special teams... Was active during the Week 2 matchup at Denver (9/18/22) but has been inactive for every other game this season...Played five seasons (2017-21) at LSU in Baton Rouge, La., where he played in more games than any player in school history (61) with 46 starts...Started 12 games at right tackle and played 829 snaps in his fifth year that was granted due to COVID-19 in 2021...Did not miss a single snap in SEC-play last year...Attended Cy-Fair High School in Cypress, Texas, where he was an honorable mention 6A All-State selection in 2016.

78 LAREMY TUNSIL 6-5 313 7th Season Ole Miss

Traded to the Houston Texans on Sept. 1, 2019...Owns the 12th-highest overall blocking grade on PFF among tackles (79.7) and the highest pass blocking grade (90.9) among tackles in the NFL...Started the first 16 games of the 2022 season at left tackle...Is a three-time (2019-20, 2022) Pro Bowl Selection...Has started 93 games in his career...2021 was the first time in his career he didn't start at least 14 games in a single season...Started all five games he played in at left tackle prior to being placed on the Reserve/Injured List in 2020... Played three seasons (2013-15) at the University of Mississippi in Oxford, Miss., appearing in 29 games (26 starts) for the Rebels...Selected by the Miami Dolphins in the first round (13th overall) of the 2016 NFL Draft.

79 JIMMY MORRISSEY 6-3 303 2nd Season Pittsburgh

Signed with the Texans as a free agent on Oct. 20, 2021...Signed to the Houston Texans active roster on Sept. 21, 2022...Has played in 14 games (five starts) in his NFL career...Initially drafted by the Las Vegas Raiders in the seventh round (230th overall) of the 2021 NFL Draft...Released by the Raiders on Aug. 31, 2021 and signed to the Las Vegas practice squad prior to being signed by the Texans...Played four seasons at Pittsburgh, starting all 47 games, starting 46 games at center and one at right guard...Named recipient of the 2020 Burlsworth Trophy, annually presented to the most outstanding player in college football who began his career as a walk-on...Didn't allow a sack in all of 2019... Selected by the Las Vegas Raiders with the second pick of the seventh round (230th overall) in the 2021 NFL Draft.

DEFENSIVE LINE (9)

45 OGBONNIA OKORONKWO 6-2 253 5th season Oklahoma

Signed with the Houston Texans as an unrestricted free agent on March 23, 2022... Has 39 tackles (27 solo), 4.0 sacks, seven tackles for loss, 10 quarterback hits, one pass defensed and one fumble recovery on the 2022 season...Spent the 2021 season with the Los Angeles Rams and totaled 15 tackles (nine solo), 2.0 sacks, three tackles for loss and six quarterback hits through 13 regular season games... Appeared in all four postseason games and contributed three tackles (two solo) en route to his first Super Bowl Championship with the Rams...Played in 33 games over four seasons with Los Angeles and recorded 31 tackles (18 solo), 4.5 sacks, five tackles for loss and 13 quarterback hits...Played in 10 games and contributed 10 tackles (six solo), 1.0 sack, one tackle for loss and three quarterback hits in 2020...Appeared in 10 games in 2019 and fnished with six tackles (three solo), 1.5 sacks, one tackle for loss and four quarterback hits...Selected by the Rams in the fifth round (160th overall) of the 2018 NFL Draft.

52 JONATHAN GREENARD 6-3 263 3rd season Florida

Selected by the Texans in the third round (90th overall) of the 2020 NFL Draft... Has 13 tackles (eight solo), 1.5 sacks, six tackles for loss, four quarterback hits and one fumble recovery on the 2022 season...Led the team with 8.0 sacks and has 33 tackles (23 solo), nine tackles for loss, 12 quarterback hits and two forced fumbles through 12 games (all starts) in 2021...Has played in 32 games (17 starts), amassing 64 tackles (40 solo), 17 tackles for loss, 10.5 sacks, 19 quarterback hits, five passes defensed, two forced fumbles and one fumble recovery in three seasons with the Texans...Saw action in 13 games (one start) as a rookie in 2020 and notched 18 total tackles (nine solo), two tackles for loss, 1.0 sack, three quarterback hits, one pass defensed and one special teams tackle...Spent four seasons at Louisville (2015-18) prior to transferring to Florida for his final collegiate season (2019)... Played in 38 games over his college career, totaling 122 tackles (64 solo), 19.0 sacks, three interceptions and four forced fumbles...Played in all 12 games in his lone season with the Gators and led the SEC with 9.5 sacks and 15.5 tackles for loss...Selected First-Team All-SEC by the coaches and AP as well as awarded SEC Defensive Lineman of the Week four separate times.

55 JERRY HUGHES 6-2 254 13th season TCU

Signed with the Houston Texans on May 11, 2022...Has 33 tackles (21 solo), 9.0 sacks, 10 tackles for loss, 10 quarterback hits, one pass defensed, two forced fumbles and one interception so far this season...Made his Texans debut vs. Indianapolis and totaled three tackles (all solo), 2.0 sacks, one tackle for loss, two quarterback hits, one pass defensed, one forced fumble and one interception... Appeared in 17 games (16 starts) and totaled 18 tackles (eight solo), 2.0 sacks, seven quarterback hits, one tackle for loss, two forced fumbles and three passes defensed in 2021 with the Buffalo Bills...Also recorded one tackle, 1.0 sack, one tackle for loss and three quarterbackhits in two postseason starts with the Bills...Has recorded 395 tackles (266 solo), 58.0 sacks, 82 tackles for loss and 129 quarterback hits in his 12 seasons with the Bills and the Colts (2010-2021)... Appeared and started in all 16 games with 23 tackles (14 solo), 4.5 sacks, nine quarterback hits and six tackles for loss in 2019...Logged 49 tackles (33 solo), 5.0 sacks, eight tackles for loss and 12 quarterback hits at Indianapolis through his first three seasons in the NFL...Selected by the Indianapolis Colts in the first round (31st overall) of the 2010 NFL Draft.

56 THOMAS BOOKER 6-3 301 Rookie Stanford

Selected by the Texans in the fifth round (150th overall) of the 2022 NFL Draft... Has 15 tackles (11 solo), one tackle for loss, one quarterback hit, 0.5 sack and one pass defensed on the 2022 season...Made his NFL debut and recorded one solo tackle at Denver on Sept. 18, 2022...Played four seasons (2018-21) at Stanford (Calif.) University, where he appeared in 43 games (27 starts) and finished with 158 tackles, 10.0 sacks, one interception, eight passes defensed and one forced fumble...Started all 12 games and totaled a career-high 59 tackles (28 solo), also notching 1.5 sacks and one pass defensed during his senior season at Stanford... Selected to the CoSIDA Academic All-American first team and earned All-PAC 12 second-team defnsive line in 2021.

91 ROY LOPEZ 6-2 318 2nd season Arizona

Selected by the Texans in the sixth round (195th overall) of the 2021 NFL Draft...Has 33 tackles (19 solo), six tackles for loss, three quarterback hits, one pass defensed and one forced safety on the 2022 season...Played in 16 games (15 starts) and tallied 31 tackles (19 solo), 1.0 sack, four tackles for loss, two quarterback hits and one fumble recovery in 2021...Played one season (2020) at Arizona after transferring from New Mexico State where he played three seasons (2016-18) and redshirted in 2019...Amassed 154 total tackles (53 solo), 23.5 tackles for loss, 9.0 sacks, four passes defensed, two fumble recoveries and one forced fumble in five collegiate seasons..Named All-Pac-12 Honorable Mention after leading Arizona in tackles for loss (four) and sacks (1.0) in a COVID-19-shortened season of five games...Earned 2017 All-Sun Belt Conference Honorable Mention nod as a sophomore at New Mexico State.

92 RASHEEM GREEN 6-4 279 5th season USC

Signed with the Houston Texans as an unrestricted free agent on May 2, 2022... Has 41 tackles (27 solo), 3.5 sacks, five tackles for loss, seven quarterback hits and two passes defensed so far this season...Made his Texans debut and recorded the 15th sack of his career at Denver (9/18)...Posted career highs in games started (16), tackles (48 total, 27 solo), sacks (6.5), passes defensed (four), quarterback hits (15) and tackles for loss (six) in 2021 with the Seattle Seahawks...Totaled 94 tackles (56 solo), 13.5 sacks, 12 tackles for loss and 27 quarterback hits over four seasons with the Seahawks (2018-2021)...Had 27 tackles (15 solo), 4.0 sacks, five quarterback hits, three tackles for loss, three forced fumbles, one fumble recovery, two passes defensed and two blocked field goals in 2019...Selected by the Seattle Seahawks in the third round (79th overall) of the 2018 NFL Draft.

93 KURT HINISH 6-2 302 Rookie Notre Dame

Signed by the Houston Texans as a college free agent on May 13, 2022...Has 21 tackles (10 solo), 1.0 sack, six tackles for loss and two quarterback hits on the season so far...Made his first NFL appearance vs. Indianapolis (9/11) totaling one tackle...Made his first career start and totaled one tackle vs. Tennessee (10/30)...Played five seasons (2017-21) at the University of Notre Dame in South Bend, Ind., where he played in 61 games (35 starts) and amassed 81 tackles (42 solo), 20 tackles for loss, 7.5 sacks and one forced fumble...Started all 11 games he appeared in as a fifth-year and totaled 28 tackles (15 solo), 2.0 sacks and 5.5 tackles for loss in 2021...Appeared in all 12 games (11 starts) and finished with 19 tackles (13 solo), 2.0 sacks and 7.5 tackles for loss in 2020... Started all 13 games and totaled 15 tackles, 2.0 sacks, 4.5 tackles for loss and one quarterback hit in 2019.

96 MALIEK COLLINS 6-2 310 7th season Nebraska

Signed by the Houston Texans as an unrestricted free agent on March 23, 2021...Has 36 tackles (26 solo), 2.5 sacks, nine tackles for loss, nine quarterback hits and two passes defensed so far on the season...Had 29 tackles (18 solo), 2.5 sacks, nine tackles for loss, seven quarterback hits, one interception and one fumble recovery in 15 games (all starts) in 2021...Has played in 102 games (95 starts), amassing 164 tackles (106 solo), 38 tackles for loss, 19.5 sacks, 102 quarterback hits, one interception, one forced fumble and six fumble recoveries in seven seasons with the Cowboys, Raiders and Texans...Appeared in 12 games (11 starts), recording 15 total tackles (eight solo) and one quarterback hit with the Raiders in 2020...Played four seasons with the Cowboys (2016-19), where he played 61 games (55 starts) and amassed 81 total tackles (51 solo), 12 tackles for loss, 14.5 sacks, 85 quarterback hits, one pass defensed, one forced fumble and five fumble recoveries...Selected by the Cowboys in the third round (67th overall) of the 2016 NFL Draft.

97 MARIO ADDISON 6-3 260 12th season Troy

Signed with the Houston Texans on May 10, 2022...Made his Texans debut at Jacksonville (10/9), his first-start as a Texan at the New York Giants (11/13) and has 15 tackles (six solo), one tackle for loss, 1.0 sack, two quarterback hits, one pass defensed and one forced fumble in 2022...Played in all 17 games and totaled 29 tackles (20 solo), 7.0 sacks, seven quarterback hits, eight tackles for loss and two forced fumbles with the Buffalo Bills on the 2021 season...Played in 160 games (58 starts) amassing 262 tackles (162 solo), 67.0 sacks, 64 tackles for loss and 112 quarterback hits over 12 seasons in the NFL with the Bears, Colts, Commanders, Panthers, Bills and Texans (2021-2022)...Signed by the Chicago Bears as a college free agent on July 26, 2011.

LINEBACKERS (7)

32 GARRET WALLOW 6-2 230 2nd season TCU

Selected by the Texans in the fifth round (170th overall) of the 2021 NFL Draft... Has 10 tackles (four solo), one tackle for loss, one pass defensed and three solo special teams tackles so far in the 2022 season...Played in all 17 games (two starts) in 2021, tallying 20 defensive tackles (13 solo), 1.0 sack, two tackles for loss in addition to three special teams tackles (two solo)...Played four seasons at TCU, where he appeared in 49 games and totaled 295 tackles (177 solo), 32.5 tackles for loss, 9.5 sacks, five passes defensed, three forced fumbles and one interception...Earned First Team All-Big 12 honors after logging 90 total tackles (50 solo), the second most in the Big 12 in 2020...Named Honorable Mention Big 12 Defensive Player of the Year...Ranked tied for ninth nationally at 10.4 tackles per game in 2019...Made seven starts while seeing action in all 13 contests and placed third on the team with 72 tackles (46 solo) on the 2018 season...Appeared in all 14 games as a true freshman and recorded eight total tackles on the season (four solo) in 2017.

43 NEVILLE HEWITT 6-2 234 8th season Marshall

Signed by the Texans as a free agent on May 7, 2021...Has four total tackles (all solo), eight special teams tackles and one tackle for loss this season...Appeared in 17 games (five starts) with 51 tackles (32 solo), one tackle for loss, one quarterback hit and nine special teams tackles (four solo) in 2021...Has played in 112 games (44 starts), tallying 375 tackles (241 solo), 22 tackles for loss, 7.5 sacks, 19 quarterback hits, three interceptions and 13 passes defensed in eight seasons with the Dolphins, Jets and Texans (2015-2021)...Started all 16 games for the first time in his career and finished ninth in the NFL in total tackles (131) with the Jets in 2020...Also added 2.0 sacks, six tackles for loss, four passes defensed, four quarterback hits, one forced fumble and one fumble recovery... Started 12 games for the Jets in 2019 and notched 72 total tackles (42 solo), 3.0 sacks, eight quarterback hits, six tackles for loss, five passes defensed and two interceptions...Signed by the Dolphins as a college free agent in May 2015.

44 JALEN REEVES-MAYBIN 6-1 230 6th season Tennessee

Signed with the Texans as an unrestricted free agent on March 23, 2022...Has nine total tackles (five solo) and six special teams tackles (three solo) so far in 2022 and recovered a fumbled kick return in the fourth quarter vs. Los Angeles Chargers (10/2)...Posted career highs in games started (11), tackles (72 total, 46 solo), passes defensed (four), tackles for loss (four) and forced fumbles (two) in 2021 with the Detroit Lions...Amassed 131 tackles (90 solo), 0.5 sack, eight tackles for loss and three quarterback hits over five seasons with the Lions (201-2021)...Finished the 2020 season with three tackles (all solo) and six special teams tackles...Finished his rookie season in 2017 with 25 tackles (21 solo), 0.5 sack, one quarterback hit, three tackles for loss, one forced fumble, two passes defensed and four special teams tackles...Selected by the Detroit Lions in the 4th round (124th overall) of the 2017 NFL Draft.

48 CHRISTIAN HARRIS 6-1 226 Rookie Alabama

Selected by the Houston Texans in the third round (75th overall) of the 2022 NFL Draft...Has 65 tackles (39 solo), four tackles for loss, two quarterback hits, one interception, four passes defensed and one forced fumble so far this season...Made his NFL and Texans debut while recording one tackle at Las Vegas (10/23)...Made his first NFL start and had a team-high seven tackles (five solo) vs. Tennessee (10/30)...Played in 41 career games at the University of Alabama in Tuscaloosa, Ala., where he amassed 221 tackles (126 solo), 27.0 tackles for loss, 10.0 sacks, one interception, seven passes defensed, three forced fumbles and two fumble recoveries...Appeared in 15 games and matched his career high with 79 tackles (45 solo), 12.5 tackles for loss, 5.5 sacks, three passes defensed and two forced fumbles in 2021...Played in 13 games, totaled 79 tackles (52 solo), seven tackles for loss, 4.5 sacks, one interception and three passes defensed and was named a semifinalist for the Butkus Award in 2020... Appeared in 13 games in 2019 and notched 63 tackles (29 solo), 7.5 tackles for loss, one pass defensed, one forced fumble and two fumble recoveries.

49 JAKE HANSEN 6-1 238 Rookie Illinois

Signed with the Texans as a college free agent on May 13, 2022...Has 19 defensive tackles (12 solo), 1.0 sack, two tackles for loss, one quarterback hit, one fumble recovery, one forced fumble and three special teams tackles so far in 2022...Logged three special teams snaps and one tackle at Jacksonville (10/9) in his first career NFL game...Played five seasons (2016; 2018-21) at the University of Illinois in Champaign, Ill., where he finished with 276 tackles, 28.5 tackles for loss, seven forced fumbles, seven fumble recoveries, three interceptions and six passes defensed...Registered 32 tackles, 2.5 tackles for loss, 1.0 sack, one fumble recovery and two forced fumbles in six games played as a fifth-year senior in 2021...Led the nation in takeaways from 2019 to 2020 with 14...Amassed 68 tackles, 10 tackles for loss, 2.5 sacks, two forced fumbles, two fumble recoveries and two interceptions in eight games in 2020.

53 BLAKE CASHMAN 6-1 237 4th season Minnesota

Acquired by the Texans via trade from the New York Jets on March 18, 2022... Has 12 tackles (10 solo), 3.0 sack, four tackles for loss, four quarterback hits, two passes defensed, one fumble recovery and 10 special teams tackles (six solo) in 2022...Recorded one special teams tackle in his debut with the Texans vs. Indianapolis on Sept. 11, 2022...Played in three games (one start) and tallied two solo tackles and one special teams tackle on the 2021 season with the N.Y. Jets...Appeared in four games (one start) and logged six special teams tackles (four solo) in 2020...Recorded career highs in games played (seven), starts (five), tackles (40 total, 27 solo), quarterback hits (three), tackles for loss (three), as well as 0.5 sack, one fumble recovery and one pass defensed as a rookie in 2019... Played four seasons (2015-18) at the University of Minnesota in Minneapolis, appearing in 50 games and totaling 183 tackles (116 solo), 12.0 sacks, 31 tackles for loss, six passes defensed, two forced fumbles and one fumble recovered returned for a touchdown over his collegiate career...Selected by the New York Jets in the fifth round (157th overall) of the 2019 NFL Draft.

58 CHRISTIAN KIRKSEY 6-2 235 9th season Iowa

Signed with the Texans as a free agent on March 24, 2021...Has 119 tackles (77 solo), 3.0 sacks, seven tackles for loss, seven quarterback hits, one fumble recovery, four passes defensed and one interception in 2022...Caught his sixth career interception in Week 2 at Denver on Sept. 18, 2022...Finished second on the team with with 93 tackles (55 solo) and has six tackles for loss, two quarterback hits, one interception, eight passes defensed and two fumble recoveries through 13 games (12 starts) in 2021...Has played in 113 games (93 starts), amassing 752 tackles (467 solo), 45 tackles for loss, 16.5 sacks, 33 quarterback hits, six interceptions and 32 passes defensed in nine seasons with the Browns, Packers and Texans...Started 11 games and notched 77 total tackles (46 solo), 2.0 sacks, two interceptions, four passes defensed, two tackles for loss and two quarterback hits in 2020 with the Packers, becoming the first Packers linebacker with multiple sacks and multiple interceptions in a season since Julius Peppers in 2014...Started two games before being placed on the Reserve/Injured list prior to Week 3 in 2019 with Cleveland...Finished second on the Browns with 138 total tackles (86 solo) in 2017...Recorded a single-season career-high 143 total tackles (93 solo), which ranked fifth in the NFL in 2016...Was one of four players with at least 140 total tackles and 2.5 sacks in the league that season...Selected by the Browns in the third round (71st overall) of the 2014 NFL Draft.

DEFENSIVE BACKS (10)

1 TREMON SMITH 5-11 190 5th season Central Arkansas

Signed by the Texans as a free agent on March 22, 2021...Has 14 tackles (10 solo), one tackle for loss, two interceptions, three passes defensed, one forced fumble, six special teams tackles (four solo) and two special teams forced fumbles so far in 2022...Had 13 tackles on defense (eight solo) and eight special teams tackles (all solo), as well as one fumble recovery on special teams in 17 games (two starts) in 2021...Has appeared in 49 games (three starts), totaling 14 tackles (nine solo) and one pass defensed in four seasons with the Chiefs, Packers, Colts and Texans (2018-2021)...Played in 10 regular season games and one postseason contest for the Colts in 2020 and contributed two special teams tackles...Played Week 1 for the Chiefs in 2019 and later joined the Packers, appearing in seven games where he returned 13 kickoffs for 303 yards (23.3 avg.)...Saw action in 14 games (one start) as a rookie and recorded one solo tackle, one pass defensed and one fumble recovery...Also tallied four special teams tackles and 33 kickoff returns for 886 yards (26.8 avg.)...Selected by the Chiefs in the sixth round (196th overall) of the 2018 NFL Draft.

2 TAVIERRE THOMAS 5-10 205 5th season Ferris State

Signed with the Texans as a free agent on March 22, 2021...Has 31 defensive tackles (15 solo), one pass defensed, two forced fumbles and three special teams tackles so far this season...Had a career-high 78 tackles (46 solo) as well as one tackle for loss, two interceptions (one returned for a touchdown), one forced fumble and eight special teams tackles (five solo) through 17 games (eight starts) in 2021...Has played in 62 games (11 starts), tallying 99 tackles (66 solo), three tackles for loss, 1.0 sack, two interceptions (one returned for a touchdown) and one forced fumble in four seasons with the Browns and Texans (2018-2021)...Played in all 16 regular season games (three starts) and notched 20 tackles (19 solo), 1.0 sack, two tackles for loss, one quarterback hit, one forced fumble and one fumble recovery for Cleveland in 2020...Also finished second on the Browns with 11 special teams tackles...Saw action in all 16 games of the 2019 season, primarily on special teams and accumulated nine special teams tackles and one fumble recovery...Originally signed with the Cardinals as a college free agent in April 2018.

5 JALEN PITRE 5-11 198 Rookie Baylor

Selected by the Houston Texans in the second round (37th overall) of the 2022 NFL Draft...Has a team-high 139 tackles (92 solo), 1.0 sack, five tackles for loss, one quarterback hit, five interceptions, eight passes defensed and one fumble recovery on the 2022 season...Set a new franchise record for single-game tackles among rookies in franchise history when he posted 16 tackles vs. Cleveland...Became only the third rookie in NFL history to have at least 1.0 sack and two interceptions in a single game at Chicago...Made his first career NFL apperance and start vs. Indianapolis in Week 1 of the 2022 season, also totaling 11 tackles (five solo), the second-most among rookies making their Texans debut.....Appeared in 52 games in five seasons (2017-21) at Baylor University in Waco, Texas, where he recorded 196 tackles (141 solo), 23 tackles for loss, 5.0 sacks, four interceptions, 14 passes defensed and four forced fumbles...Started all 14 games and totaled 76 tackles (57 solo), 18 tackles for loss, 3.0 sacks, two interceptions, three forced fumbles and three fumble recoveries in 2021 for Baylor...Started all nine games and totaled a team-leading 60 tackles (41 solo), 13.0 tackles for loss, 2.5 sacks, two interceptions and one forced fumble in 2020...Appeared in four games and earned a medical redshirt, finishing with 12 tackles (nine solo), 1.5 tackles for loss and 1.0 sack in 2019...

21 STEVEN NELSON 5-11 194 8th season Oregon State

Signed with the Houston Texans as a free agent on April 14, 2022...Has 52 tackles (39 solo), 1.0 sack, one tackle for loss, one quarterback hit, seven passes defensed, one forced fumble and one interception in 2022...Has played in 113 games (98 starts), tallying 385 tackles (318 solo), 11 tackles for loss, 1.0 sack, two quarterback hits, nine interceptions and 66 passes defensed over eight seasons with the Texans, Eagles, Steelers and Chiefs...Started in all 16 games and totaled 50 tackles (34 solo), one interception and seven passes defensed for Philadelphia in 2021...Started 15 games and amassed 54 tackles (48 solo), two interceptions, two tackles for loss, one fumble recovery and nine passes defensed in 2020...Totaled 61 tackles (52 solo), one interception, one fumble recovery and eight passes defensed in his first season with the Steelers...Recorded 174 tackles (150 solo), eight tackles for loss and one quarterback hit over four seasons with the Chiefs...Selected by the Kansas City Chiefs in the third round (98th overall) of the 2015 NFL Draft.

23 ERIC MURRAY 5-11 199 7th season Minnesota

Sixth-year pro who signed with the Texans on March 21, 2020 as an unrestricted free agent...Has 14 tackles (eight solo) and 10 special teams tackles (six solo) so far in 2022...Had 73 tackles (47 solo), one interception and four passes defensed in 16 games (11 starts) in 2021...Has played in 100 games (40 starts), tallying 269 tackles (189 solo), eight tackles for loss, 4.0 sacks, seven quarterback hits, two interceptions and 14 passes defensed in six seasons with the Chiefs, Browns and Texans (2016-2021)...Started 14 games in his first season with the Texans and notched a single-season high 71 total tackles (47 solo) while also adding 2.0 sacks, two tackles for loss, four quarterback hits, two passes defensed and one forced fumble...Saw action in nine games (four starts) with the Browns in 2019 and finished the season with 23 total tackles (15 solo), three tackles for loss, 1.0 sack, one quarterback hit and one pass defensed...In 2018, played 15 games (nine starts) with the Chiefs and added 55 total tackles (43 solo), two passes defensed, one tackle for loss and the lone interception of his career...Originally selected by the Chiefs in the fourth round (106th overall) of the 2016 NFL Draft.

25 DESMOND KING II 5-10 200 6th season Iowa

Signed by the Texans as an unrestricted free agent on March 30, 2021...Has 81 tackles (55 solo), 10 tackles for loss, two quarterback hits, eight passes defensed, two interceptions and two fumble recoveries in 2022...Ranked third on the team with 86 tackles (62 solo), one tackle for loss, three interceptions, six passes defensed and one forced fumble in 16 games (12 starts) in 2021...Also had 17 punt returns for 154 yards (9.1 avg.) and seven fair catches on the season...Has appeared in 94 games (52 starts), amassing 403 tackles (302 solo), 27 tackles for loss, 8.5 sacks, 16 quarterback hits, nine interceptions (two returned for touchdowns) and 33 passes defensed in six seasons with the Chargers, Titans and Texans (2017-2022)...Also has 56 kickoff returns for 1,233 yards (22.1 avg.) and 68 punt returns for 609 yards (8.9 avg.) and two scores in his career...Became just the sixth player in NFL history to post multiple pick-sixes and at least four sacks over the first two seasons of his career...Is one of four defensive backs with at least 8.0 sacks and seven interceptions since 2017...Earned AP First Team All-Pro honors as a defensive back and AP Second Team All-Pro honors as a punt returner in 2018...Selected by the Chargers in the fifth round (151st overall) of the 2017 NFL Draft.

29 M.J. STEWART 5-11 200 5th season North Carolina

Signed with the Houston Texans as an unrestricted free agent on March 24, 2022... Has 23 tackles (17 solo), one pass defensed, one fumble recovery and a team-high 12 special teams tackles (eight solo) and one fumble recovery tackles so far in 2022...Completed the fake punt attempt and ran for three yards for a first down on fourth-and-1 in Week 3 at Chicago (9/25)...Forced a fumble on the punt return in the fourth quarter vs. Los Angeles Chargers (10/2)...Tied his career-high with 28 tackles (10 solo), also notching four passes defensed, two tackles for loss and his first career forced fumble with the Cleveland Browns in 2021...Totaled 119 tackle (96 solo), 1.0 sack, six tackles for loss and three quarterback hits over four seasons in the NFL with the Browns and the Buccaneers (2018-2021)...Recorded 38 tackles (28 solo), 1.0 sack and two tackles for loss for Cleveland in the 2020 sesaon... Played in 21 games (six starts) and notched 64 tackles (55 solo), two tackles for loss and two quarterback hits through his first two NFL seasons with the Buccaneers... Selected by the Tampa Bay Buccaneers in the second round (53rd overall) of the 2018 NFL Draft.

35 GRAYLAND ARNOLD 5-10 187 3rd season Baylor

Signed on the Houston Texans practice squad on Sept. 15, 2021...Has three special teams tackles on the 2022 season...Appeared in four games for the Texans, mostly appearing on special teams during the 2021 season...Saw action in six games and compiled 10 tackles (five solo) as a rookie for the Philadelphia Eagles in 2020... Played four seasons (2016-19) at Baylor University in Waco, Texas, appearing in 37 games and compiling 107 tackles (82 solo) with seven interceptions... Signed with the Philadelphia Eagles as a college free agent on April 26, 2020.

36 JONATHAN OWENS 5-11 210 4th season Missouri Western

Signed to the Houston Texans practice squad on Sept. 30. 2019...Has 117 tackles (81 solo) and four passes defensed so far in 2022...Recorded 15 tackles (11 solo) in Week 1 of the 2022 season vs. Indianapolis, breaking the previous Texans record for most tackles in a Week 1 game...Posted career highs in games played (seven), starts (two), defensive tackles (16 total, eight solo), interceptions (one), passes defensed (one), fumble recoveries (one) and special teams tackles (two solo) with the Texans in 2021...Appeared in six games for the Texans on both defense and special teams during the 2020 season...Spent the 2019 preseason with the Arizona Cardinals before joining the Texans and making his first-career NFL start...Spent his entire rookie season on the Cardinal's reserve/injured list in 2018...Signed by the Arizona Cardinals as a college free agent on April 30, 2018.

38 COBI FRANCIS 5-11 193 Rookie Memphis

Signed with the Houston Texans as a college free agent on May 13, 2022...Began the season on the practice squad but was signed to the active roster ahead of Week 15 vs. Kansas City...Has played 59 special teams snaps over three games for the Texans during the 2022 season...Played five seasons (2017-21) at the University of Memphis (Tenn.), appearing in 61 career games and amassing 129 tackles (103 solo), 10.5 tackles for loss, six interceptions, 35 passes defensed, one forced fumble and one fumble recovery...Was one of just six Tigers to start all 12 games, finishing with 36 tackles (30 solo), 4.5 tackles for loss, a team-high two interceptions, one quarterback hit and seven passes defensed as a fifth-year senior in 2021.

SPECIALISTS (3)

7 KA'IMI FAIRBAIRN (K) 6-0 183 7th season UCLA

Signed by the Texans as a college free agent in May 2016...Has connected on 28-of-30 field goal attempts (93.3 percent) and 21-of-21 extra point attempts (100.0 percent) for 105 points in 2022...Surpassed 100 single-season points for the fourth time in his career in Week 15 at Tennessee (12/24)...Scored his 600th career point at Dallas (12/11) in Week 14...Also tied K Kris Brown for the most games with 10-or-more points scored in franchise history (21) after converting three field goals and two extra point attempts (11 points) at Dallas (12/11)...Connected on 15-of-19 field goal attempts (78.9 percent) along with 13-of-16 extra point attempts (81.3 percent) and 58 total points in 13 games played in 2021...Converted a 61-yard field goal attempt vs. Seattle (12/12), setting a new personal, franchise and NRG Stadium record for longest made field goal...Owns the franchise record of career 50-yard-plus field goals made (23)...Has totaled the second-most points in franchise history (623) behind K Kris Brown...Has played in 93 games, connecting on 147-of-172 field goal attempts (85.5 percent) and 182-of-198 extra point attempts (91.9 percent) in seven seasons with the Texans...Notched the second-most points (118), field goals made (27) and second-best field goal percentage (87.1) in a single season in his career in 2020...Connected on 27-of-31 field goal attempts and 37-of-40 extra point attempts...Became the first player in Texans history with at least 90 points in four consecutive seasons...Scored 100 points in 2019, connecting on 20-of-25 field goal attempts and 40-of-45 extra point attempts...Kicked the first postseason game-winning field goal in franchise history in the Wild Card Round vs. Buffalo (1/4/20)...Set franchise records and led the NFL in points scored (150) and field goals made (37) in 2018…Became the first NFL kicker since 2000 to hit game-winning field goals in overtime in consecutive games...Produced 92 points in 2017, which is the most by a first-year player in Texans history...Played four seasons at UCLA (2012-15) and was the winner of the Lou Groza Award in 2015.

11 CAMERON JOHNSTON (P) 5-11 194 5th season Ohio State

Signed with the Texans as an unrestricted free agent on March 29, 2021...Has punted 84 times for 4,059 yards (48.3 avg.) and 34 punts inside the 20 so far in 2022...Landed 5-of-5 punts inside the 20 in Week 3 at Chicago (9/25)...Punted 88 times for 4,108 yards (46.6 avg.) and 37 punts inside the 20 through 17 games in 2021...Ranked second in the NFL with 37 punts pinned inside the 20-yard line last season...Set a new career long with a punt of 69 yards at Arizona (10/25), tied for the third-longest punt in Texans history...Has played in 81 games, punting 375 times for 17,714 yards (47.2 avg.), pinning 149 punts inside the 20 in five seasons with the Eagles and Texans...Also owns 603 punting yards on 13 punts (46.4 avg.) and 590 net punting yards in postseason contests...Finished fourth in the NFL in both punting yards (3,318) and net punting yards (2,924), while also tying for sixth in the league in punts inside the 20-yard line (26) with the Eagles in 2020...Signed with the Eagles as a college free agent in May 2017.



46 JON WEEKS (LS) 5-10 242 13th season Ohio State

Signed by the Houston Texans as a free agent on April 28, 2010 and made the roster out of training camp...Has handled every extra point, field goal and punt snaps and has contributed with 39 special teams tackles over 13 seasons with the team...Holds the record for the most games played in Texans franchise history with 209 consecutive appearances, the NFL's third-longest active streak, having played in every game since 2010...Named to the 2015 Pro Bowl...The only player to appear in every postseason game in Texans history...One of only 10 players across the NFL to play in every game of the 2010s decade...Re-signed with the Texans on March 29, 2021.

2022 NFL STANDINGS

AMERICAN FOOTBALL CONFERENCE

EAST DIVISION

TEAM	W	L	T	PCT	PF	PA	NET PTS	HOME	AWAY	CONF	DIV	STREAK
Buffalo Bills	12	4	0	.750	423	270	153	6-1-0	6-3-0	8-3-0	3-2-0	Lost 1
New England Patriots	8	8	0	.500	341	312	29	4-4-0	4-4-0	6-5-0	3-2-0	Won 1
Miami Dolphins	8	8	0	.500	386	393	-7	5-2-0	3-6-0	6-5-0	2-3-0	Lost 5
New York Jets	7	9	0	.438	290	305	-15	3-5-0	4-4-0	5-6-0	2-3-0	Lost 5

NORTH DIVISION

TEAM	W	L	T	PCT	PF	PA	NET PTS	HOME	AWAY	CONF	DIV	STREAK
Cincinnati Bengals	12	4	0	.750	398	309	89	6-1-0	6-3-0	8-3-0	2-3-0	Won 8
Baltimore Ravens	10	6	0	.625	334	288	46	5-3-0	5-3-0	6-5-0	3-2-0	Lost 1
Pittsburgh Steelers	8	8	0	.500	280	332	-52	3-4-0	5-4-0	4-7-0	2-3-0	Won 3
Cleveland Browns	7	9	0	.438	347	353	-6	4-4-0	3-5-0	4-7-0	3-2-0	Won 1

SOUTH DIVISION

TEAM	W	L	T	PCT	PF	PA	NET PTS	HOME	AWAY	CONF	DIV	STREAK
Jacksonville Jaguars	8	8	0	.500	384	334	50	4-3-0	4-5-0	7-4-0	3-2-0	Won 4
Tennessee Titans	7	9	0	.438	282	339	-57	3-5-0	4-4-0	5-6-0	3-2-0	Lost 6
Indianapolis Colts	4	11	1	.281	258	395	-137	2-5-0	2-6-1	4-6-1	1-3-1	Lost 6
Houston Texans	**2**	**13**	**1**	**.156**	**257**	**389**	**-132**	**0-7-1**	**2-6-0**	**2-8-1**	**2-2-1**	**Lost 1**

WEST DIVISION

TEAM	W	L	T	PCT	PF	PA	NET PTS	HOME	AWAY	CONF	DIV	STREAK
Kansas City Chiefs	13	3	0	.813	465	356	109	7-1-0	6-2-0	8-3-0	5-0-0	Won 4
Los Angeles Chargers	10	6	0	.625	363	353	10	5-3-0	5-3-0	7-4-0	2-3-0	Won 4
Las Vegas Raiders	6	10	0	.375	382	387	-5	4-3-0	2-7-0	5-6-0	3-2-0	Lost 2
Denver Broncos	4	12	0	.250	256	331	-75	3-4-0	1-8-0	2-9-0	0-5-0	Lost 2

NATIONAL FOOTBALL CONFERENCE

EAST DIVISION

TEAM	W	L	T	PCT	PF	PA	NET PTS	HOME	AWAY	CONF	DIV	STREAK
Philadelphia Eagles	13	3	0	.813	455	328	127	6-2-0	7-1-0	8-3-0	3-2-0	Lost 2
Dallas Cowboys	12	4	0	.750	461	316	145	8-1-0	4-3-0	8-3-0	4-1-0	Won 2
New York Giants	9	6	1	.594	349	349	0	5-3-1	4-3-0	4-6-1	1-3-1	Won 1
Washington Commanders	7	8	1	.469	295	337	-42	3-5-0	4-3-1	4-6-1	1-3-1	Lost 3

NORTH DIVISION

TEAM	W	L	T	PCT	PF	PA	NET PTS	HOME	AWAY	CONF	DIV	STREAK
Minnesota Vikings	12	4	0	.750	395	414	-19	8-1-0	4-3-0	7-4-0	3-2-0	Lost 1
Detroit Lions	8	8	0	.500	433	411	22	5-4-0	3-4-0	6-5-0	4-1-0	Won 1
Green Bay Packers	8	8	0	.500	354	351	3	5-3-0	3-5-0	6-5-0	3-2-0	Won 4
Chicago Bears	3	13	0	.188	313	434	-121	2-6-0	1-7-0	1-10-0	0-5-0	Lost 9

SOUTH DIVISION

TEAM	W	L	T	PCT	PF	PA	NET PTS	HOME	AWAY	CONF	DIV	STREAK
Tampa Bay Buccaneers	8	8	0	.500	296	328	-32	5-4-0	3-4-0	8-3-0	4-1-0	Won 2
New Orleans Saints	7	9	0	.438	323	335	-12	4-4-0	3-5-0	5-6-0	2-3-0	Won 3
Atlanta Falcons	6	10	0	.375	335	369	-34	5-3-0	1-7-0	5-6-0	1-4-0	Won 1
Carolina Panthers	6	10	0	.375	337	367	-30	5-4-0	1-6-0	5-6-0	3-2-0	Lost 1

WEST DIVISION

TEAM	W	L	T	PCT	PF	PA	NET PTS	HOME	AWAY	CONF	DIV	STREAK
San Francisco 49ers	12	4	0	.750	412	264	148	7-1-0	5-3-0	9-2-0	5-0-0	Won 9
Seattle Seahawks	8	8	0	.500	388	385	3	4-4-0	4-4-0	5-6-0	3-2-0	Won 1
Los Angeles Rams	5	11	0	.313	291	365	-74	4-5-0	1-6-0	3-8-0	1-4-0	Lost 1
Arizona Cardinals	4	12	0	.250	327	411	-84	1-8-0	3-4-0	3-8-0	1-4-0	Lost 6

JANUARY

11 Signed RB **Darius Anderson** to a reserve/future contract.
11 Signed WR **Jalen Camp** to a reserve/future contract.
11 Signed DL **Michael Dwumfour** to a reserve/future contract.
11 Signed OL **Jake Eldrenkamp** to a reserve/future contract.
11 Signed OL **Carson Green** to a reserve/future contract.
11 Signed DL **Demone Harris** to a reserve/future contract.
11 Signed WR **Damon Hazelton** to a reserve/future contract.
11 Signed FB **Paul Quessenberry** to a reserve/future contract.
11 Signed OL **Jordan Steckler** to a reserve/future contract.
11 Signed LB **Connor Strachan** to a reserve/future contract.
11 Signed LB **Josh Watson** to a reserve/future contract.
11 Signed free agent OL **Sam Cooper**.
11 Released DB **Cre'von LeBlanc** from the practice squad.

MARCH

1 Re-signed LB **Tae Davis**.
1 Re-signed LS **Jon Weeks**.
11 Re-signed WR **Davion Davis**.
11 Re-signed OL **Carson Green**.
11 Re-signed OL **Jimmy Morrissey**.
11 Released DB **Terrance Mitchell**.
11 Released OL **Marcus Cannon**.
18 Re-signed DL **Maliek Collins**.
18 Re-signed QB **Jeff Driskel**.
18 Re-signed LB **Christian Kirksey**.
18 Signed free agent OL **Cedric Ogbuehi**.
18 Aquired LB **Blake Cashman** via a trade with the New York Jets.
19 Traded QB **Deshaun Watson** to the Cleveland Browns.
21 Re-signed OL **Justin Britt**.
21 Re-signed DB **Desmond King II**.
22 Waived OL **Jake Eldrenkamp**.
22 Waived LB **Connor Strachan**.
22 Released DB **T.J. Green**.
23 Signed free agent QB **Kyle Allen**.
23 Signed free agent RB **Dare Ogunbowale**.
23 Signed unrestricted free agent OL **A.J. Cann**.
23 Signed unrestricted free agent WR **Chris Conley**.
23 Signed unrestricted free agent DL **Ogbonnia Okoronkwo**.
23 Signed unrestricted free agent OL **Scott Quessenberry**.
23 Signed unrestricted free agent LB **Jalen Reeves-Maybin**.
23 Waived LB **Josh Watson**.
24 Signed unrestricted free agent TE **Pharaoh Brown**.
24 Signed unrestricted free agent LB **Kamu Grugier-Hill**.
24 Signed unrestricted free agent WR **Chris Moore**.
24 Signed unrestricted free agent DB **M.J. Stewart**.
24 Signed free agent DB **Isaac Yiadom**.
25 Signed unrestricted free agent RB **Royce Freeman**.
25 Signed unrestricted free agent FB **Andy Janovich**.
28 Signed free agent WR **DaeSean Hamilton**.
29 Signed unrestricted free agent DB **Terrence Brooks**.
30 Signed unrestricted free agent LB **Neville Hewitt**.
30 Signed unrestricted free agent TE **Antony Auclair**.

APRIL

11 Signed unrestricted free agent RB **Marlon Mack**.
14 Signed WR **Brandin Cooks** to a contract extension.
14 Signed unrestricted free agent DB **Steven Nelson**.
26 Waived DL **Ron'Dell Carter**.
28 Drafted DB **Derek Stingley Jr.** (first round) and OL **Kenyon Green** (first round) in the 2022 NFL Draft.
29 Drafted DB **Jalen Pitre** (second round), WR **John Metchie III** (second round) and LB **Christian Harris** (third round) in the 2022 NFL Draft.
30 Drafted RB **Dameon Pierce** (fourth round), DL **Thomas Booker** (fifth round), TE **Teagan Quitoriano** (fifth round) and OL **Austin Deculus** (sixth round) in the 2022 NFL Draft.

MAY

2 Waived/Injured RB **Scottie Phillips**.
2 Exercised the fifth-year option on OL **Tytus Howard**.
2 Signed unrestricted free agent DL **Rasheem Green**.
2 Traded DB **Lonnie Johnson Jr.** to the Kansas City Chiefs.
3 Waived OL **Sam Cooper**.
3 Waived DL **Kingsley Keke**.
4 Signed free agent QB **Kevin Hogan**.
10 Signed free agent DL **Mario Addison**.
11 Signed free agent DL **Jerry Hughes**.
13 Signed DL **Thomas Booker**, OL **Austin Deculus**, RB **Dameon Pierce**, DB **Jalen Pitre**, TE **Teagan Quitoriano** and DB **Derek Stingley Jr** to rookie contracts.
13 Signed college free agent OL **Myron Cunningham**, DL **Damion Daniels**, WR **Drew Estrada**, DB **Jacobi Francis**, TE **Seth Green**, LB **Troy Hairston**, LB **Jake Hansen**, DB **Kolby Harvell-Peel**, DL **Kurt Hinish**, WR **Johnny Johnson III** and DB **Tristin McCollum**.
16 Signed OL **Kenyon Green** and WR **John Metchie III** to rookie contracts.
16 Acquired DB **Kendall Sheffield** via waivers from the Atlanta Falcons.
16 Acquired WR **Connor Wedington** via waivers from the San Francisco 49ers.
16 Waived DB **Reggie Robinson**.
16 Waived/Injured DB **Kolby Harvell-Peel**.
22 Waived DB **Jimmy Moreland**.
23 Signed free agent TE **Darrell Daniels**.
31 Signed DB **Fabian Moreau**.
31 Waived WR **Damon Hazelton**.

JUNE

2 Signed LB **Christian Harris** to rookie contract.
3 Waived OL **Carson Green**.
8 Waived/Injured WR **DaeSean Hamilton**.
8 Signed free agent WR **Chad Beebe**.
10 Signed free agent TE **Mason Shcreck**.
10 Released TE **Darrell Daniels**.

JULY

24 Placed WR **John Metchie III** on the active/non-football illness list.
27 Placed DL **Jordan Jenkins**, DB **Tristin McCollum** and TE **Teagan Quitoriano** on the Active/Physically Unable to Perform list.

AUGUST

1 Activated TE **Teagan Quitoriano** from the Physically Unable to Perform list and have released QB **Kevin Hogan**.
3 Activated DB **Tristin McCollum** from the Physically Unable to Perform list.
3 Signed WR **Chester Rogers** and LS **Harrison Elliott.**
3 Waived-injured WR **Davion Davis**.
4 WR **Davion Davis** reverted to reserve/injured list.
10 Placed RB **Darius Anderson** on reserve/injured list.
11 Signed free agent RB **B.J. Emmons**.
12 Reached injury settlement with WR **Davion Davis**.
15 Released WR **Chad Beebe** and DL **Jordan Jenkins**.
15 Waived LS **Harrison Elliott** and RB **B.J. Emmons**.
16 Waived DL **Damion Daniels**.
21 Released LB **Tae Davis** and FB **Andy Janovich**.
21 Waived OL **Myron Cunningham**.
21 Placed WR **Chester Rogers** on reserve/injured list.
21 Waived OL **Myron Cunningham**.
21 Placed WR **Chester Rogers** on reserve/injured list.
24 Released DB **Fabian Moreau**.
25 Signed free agent K **Matt Ammendola**.
27 Waived K **Matt Ammendola**.
29 Reached injury settlement with WR **Chester Rogers**.
30 Waived DB **Grayland Arnold**, WR **Jalen Camp**, WR **Drew Estrada**,

DB **Jacobi Francis**, TE **Seth Green**, WR **Johnny Johnson III**, DB **Tristin McCollum**, OL **Jimmy Morrissey**, DL **Adedayo Odeleye**, FB **Paul Quessenberry**, OL **Max Scharping**, OL **Jordan Steckler**, OL **Tre'Vour Wallace-Simms** and WR **Connor Wedington**.

30 Released TE **Antony Auclair**, DB **Terrence Brooks**, WR **Chris Conley**, QB **Jeff Driskel**, DL **Demone Harris**, RB **Marlon Mack**, OL **Cedric Ogbuehi**, LB **Kevin Pierre-Louis**, TE **Mason Schreck** and DB **Isaac Yiadom**.

30 Waived-injured DB **Kendall Sheffield**.

30 Placed DL **Derek Rivers** on the reserve/injured list.

30 Agreed to terms to trade DL **Ross Blacklock** to the Minnesota Vikings.

SEPTEMBER

1 Signed free agent WR **Chris Conley**, RB **Royce Freeman** and DB **Isaac Yiadom**.

1 Placed LB **Christian Harris**, TE **Teagan Quitoriano** and DB **Tavierre Thomas** on the reserve/injured list.

1 Signed free agent FB **Paul Quessenberry** to the practice squad.

2 Signed free agent TE **O.J. Howard** to the active roster.

2 Released WR **Chris Conley**.

5 Signed free agent WR **Chris Conley** to the practice squad.

5 Released RB **Marlon Mack** from the practice squad.

7 Signed free agent RB **Gerrid Doaks** to the practice squad.

7 Released FB **Paul Quessenberry** from the practice squad.

8 Signed free agent DL **Derick Roberson** to the practice squad.

8 Placed OL **Cedric Ogbuehi** on practice squad/injured list.

9 Released RB **Royce Freeman** from the active roster.

10 Signed DL **Demone Harris** and LB **Kevin Pierre-Louis** to the active roster from the practice squad.

10 Placed DL **Mario Addison** on the reserve/injured list.

10 Elevated WR **Chris Conley** and QB **Jeff Driskel** to the active roster from the practice squad for gameday (Standard Elevation).

12 Signed free agent RB **Royce Freeman** to the practice squad.

13 Signed free agent DB **BoPete Keyes** to the practice squad.

17 Elevated WR **Chris Conley** and QB **Jeff Driskel** to the active roster from the practice squad for gameday (Standard Elevation).

20 Placed OL **Justin Britt** on the reserve/non-football illness list.

20 Placed LB **Kevin Pierre-Louis** on the reserve/injured list.

21 Signed OL **Jimmy Morrissey** to the active roster from the practice squad.

21 Signed free agent OL **Tre'Vour Wallace-Simms** to the practice squad.

24 Elevated TE **Jordan Akins** and DB **Grayland Arnold** to the active roster from the practice squad for gameday (Standard Elevations).

OCTOBER

1 Elevated TE **Jordan Akins** and TE **Mason Schrek** to the active roster from the practice squad for gameday (Standard Elevations).

1 Signed DB **Grayland Arnold** to the active roster from the practice squad.

4 Released TE **Pharaoh Brown**

4 Released WR **Chris Conley** from the practice squad.

5 Signed TE **Nick Eubanks** and WR **Davion Davis** to the practice squad.

5 Placed DL **Mario Addison** and LB **Christian Harris** on the Reserve/Injured - Designated for Return List.

8 Activated DL **Mario Addison** from reseve/injured list.

8 Elevated TE **Jordan Akins** and TE **Mason Schrek** to the active roster from the practice squad for gameday (Standard Elevations).

11 Signed OL **KC McDermott** to the practice squad.

11 Released TE **Nick Eubanks** from the practice squad.

11 Waived DB **Kendall Sheffield** from the Reserve/Injured list.

12 Signed TE **Jordan Akins** to the active roster from the practice squad.

12 Signed DL **Micah Dew-Treadway** to the practice squad.

12 Placed DL **Michael Dwumfour** on the Reserve/Injured list.

17 Placed TE **Teagan Quitoriano** on the Reserve/Injured - Designated for Return List.

22 Activated LB **Christian Harris** from the reseve/injured list.

22 Placed DL **Jonathan Greenard** on the reserve/injured list.

25 Signed WR **Tyron Johnson** to the active roster.

25 Waived WR **Tyler Johnson**.

27 Signed DL **Jaleel Johnson** to the actice roster.

27 Signed WR **Michael Young** to the practice squad.

27 Placed WR **Drew Estrada** on Practice Squad; Injured.

27 Terminated the contract of LB **Kamu Grugier-Hill**.

NOVEMBER

1 Signed free agent LB **Buddy Johnson** to the practice squad.

2 Released DL **Micah Dew-Treadway** from the practice squad.

2 Waived DL **Demone Harris**.

3 Activated TE **Teagan Quitoriano** and **Tavierre Thomas** from the Reserve/Injured list.

3 Placed DB **Grayland Arnold** on the Reserve/Injuired list.

3 Elevated WR **Jalen Camp** and OL **KC McDermott** to the active roster from the practice squad for gameday (Standard Elevations).

4 Signed free agent DL **Demone Harris** to the practice squad.

7 Signed free agent DL **Brandin Bryant** to the practice squad.

7 Released DL **Derick Roberson** from the practice squad.

10 Placed OL **Jordan Steckler** on the Practice Squad; Injured list.

15 Signed free agents WR **Alex Bachman** and DB **Will Redmond** to the practice squad.

15 Released WR **Michael Young** from the practice squad.

15 Acquired RB **Eno Benjamin** via waivers from the Arizona Cardinals.

15 Waived DB **Isaac Yiadom**.

16 Placed DL **Michael Dwumfour** on the Reserve/Injured - Designated for Return List.

16 Acquired WR **Amari Rodgers** via waivers from the Green Bay Packers.

16 Waived WR **Tyron Johnson**.

17 Signed free agent DB **BoPete Keyes** to the practice squad

17 Released RB **Gerrid Doaks** from the practice squad.

18 Released DB **BoPete Keyes** from the practice squad.

19 Activated DL **Michael Dwumfour** from the Reserve/Injured list.

19 Elevated DB **Cobi Francis** and DB **Will Redmond** to the active roster from the practice squad for gameday (Standard Elevations).

19 Waived DL **Jaleel Johnson**.

22 Signed DB **D'Angelo Ross** to the practice squad.

26 Elevated DB **Cobi Francis** and DB **Will Redmond** to the active roster from the practice squad for gameday (Standard Elevations).

DECEMBER

3 Elevated DB **Cobi Francis** to the active roster from the practice squad for gameday (Standard Elevation).

7 Placed DB **Grayland Arnold** and DL **Jonathan Greenard** on the Return to Practice/Designated for Return List.

7 Acquired DL **Taylor Stallworth** via waivers from the Kansas City Chiefs.

7 Waived DL **Michael Dwumfour**.

10 Elevated WR **Jalen Camp** and QB **Jeff Driskel** to the active roster from the practice squad for gameday (Standard Elevations).

12 Released DL **Brandin Bryant** from the practice squad.

13 Waived RB **Eno Benjamin**.

13 Signed free agent RB **Gerrid Doaks** to the practice squad.

14 Signed QB **Jeff Driskel** to the active roster from the practice squad.

14 Signed free agent WR **D.J. Montgomery** to the practice squad.

14 Placed OL **Jordan Steckler** on the Practice Squad/Designated for Return List.

14 Placed WR **Jalen Camp** on the Practice Squad/Injured list.

17 Signed RB **Royce Freeman** and DB **Cobi Francis** to the active roster.

17 Placed RB **Dameon Pierce**, DT **Taylor Stallworth**, DB **Derek Stingley, Jr.** on the Reserve/Injured list.

17 Activated DL **Jonathan Greenard** from the Reserve/Injured list.

17 Activated DB **Will Redmond** and TE **Mason Schreck** to the active roster from the practice squad for gameday (Standard Elevations).

23 Placed WR **Nico Collins** on the Reserve/Injured list.

23 Activated DB **Grayland Arnold** from the Reserve/Injured list.

23 Signed WR **Malik Turner** to the practice squad.

HOUSTON TEXANS NUMERIC ROSTER

NO.	NAME	POS	HT	WT	AGE	EXP	COLLEGE	HOMETOWN	HOW ACQ.
1	Tremon Smith	DB	5-11	190	26	5	Central Arkansas	Anniston, Ala.	FA-'21
2	Tavierre Thomas	DB	5-10	205	26	5	Ferris State	Detroit, Mich.	FA-'21
3	Kyle Allen	QB	6-3	210	26	4	Houston	Scottsale, Ari.	FA-'22
4	Phillip Dorsett	WR	5-10	192	29	8	Miami (Fla.)	Fort Lauderdale, Fla.	FA-'21
5	Jalen Pitre	DB	5-11	198	23	R	Baylor	Stafford, Texas	D2a-'22
6	Jeff Driskel	QB	6-4	235	29	7	Louisiana Tech	Oviedo, Fla.	FA-'21
7	Ka'imi Fairbairn	K	6-0	183	28	7	UCLA	Kailua, Hawaii	CFA-'16
9	Brevin Jordan	TE	6-3	245	22	2	Miami (Fla.)	Las Vegas, Nev.	D5a-'21
10	Davis Mills	QB	6-4	225	24	2	Stanford	Duluth, Ga.	D3a-'21
11	Cameron Johnston	P	5-11	194	30	5	Ohio State	Geelong, Australia	FA-'21
13	Brandin Cooks	WR	5-10	183	29	9	Oregon State	Stockton, Calif.	T-'20 (LAR)
15	Chris Moore	WR	6-1	200	29	7	Cincinnati	Tampa, Fla.	UFA-'21 (BAL)
19	Amari Rodgers	WR	5-9	212	23	2	Clemson	Knoxville, Tenn.	W-'22 (GB)
21	Steven Nelson	DB	5-11	194	29	8	Oregon State	Warner Robins, Ga.	UFA-'22 (PHI)
23	Eric Murray	DB	5-11	199	28	7	Minnesota	Milwaukee, Wis.	UFA-'20 (CLE)
25	Desmond King II	DB	5-10	200	27	6	Iowa	Detroit, Mich.	UFA-'21 (TEN)
26	Royce Freeman	RB	6-0	238	26	5	Oregon	Imperial, Calif.	W-'21 (CAR)
28	Rex Burkhead	RB	5-10	215	32	10	Nebraska	Plano, Texas	FA-'21
29	M.J. Stewart	DB	5-11	200	27	5	North Carolina	Arlington, Va.	UFA-'22 (CLE)
32	Garret Wallow	LB	6-2	230	23	2	TCU	New Orleans, La.	D5b-'21
33	Dare Ogunbowale	RB	5-11	205	28	4	Wisconsin	Milwaukee, Wis.	FA-'22
34	Troy Hairston	FB	5-11	245	23	R	Central Michigan	Birmingham, Mich.	CFA-'22
35	Grayland Arnold	DB	5-10	187	25	3	Baylor	Beaumont, Texas	FA-'21
36	Jonathan Owens	DB	5-11	210	27	4	Missouri Western	St. Louis, Mo.	FA-'19
38	Cobi Francis	DB	5-11	193	24	R	Memphis	Covington, Ga.	CFA-'22
43	Neville Hewitt	LB	6-2	234	29	8	Marshall	Conyers, Ga.	FA-'21
44	Jalen Reeves-Maybin	LB	6-1	230	27	6	Tennessee	Clarksville, Tenn.	UFA-'22 (DET)
45	Ogbonnia Okoronkwo	DL	6-2	253	27	5	Oklahoma	Houston, Texas	UFA-'22 (LAR)
46	Jon Weeks	LS	5-10	242	36	13	Baylor	Bethpage, N.Y.	FA-'10
48	Christian Harris	LB	6-1	226	21	R	Alabama	Baton Rouge, La.	D3-'22
49	Jake Hansen	LB	6-1	235	24	R	Illinois	Tarpon Springs, Fla.	CFA-'22
52	Jonathan Greenard	DL	6-3	263	25	3	Florida	Hiram, Ga.	D3-'20
53	Blake Cashman	LB	6-1	237	26	4	Minnesota	Eden Prairie, Minn.	T-'22 (NYJ)
54	Scott Quessenberry	OL	6-3	310	27	5	UCLA	La Costa, Calif.	UFA-'22 (LAC)
55	Jerry Hughes	DL	6-2	254	34	13	TCU	Sugar Land, Texas	FA-'22
56	Thomas Booker	DL	6-3	301	23	R	Stanford	Ellicott City, Md.	D5a-'22
58	Christian Kirksey	LB	6-2	235	30	9	Iowa	St. Louis, Mo.	FA-'21
59	Kenyon Green	OL	6-4	323	21	R	Texas A&M	Humble, Texas	D1b-'22
60	A.J. Cann	OL	6-3	320	31	8	South Carolina	Bamberg, S.C.	UFA-'22 (JAX)
64	Justin McCray	OL	6-3	315	30	6	Central Florida	Miami, Fla.	UFA-'21 (ATL)
67	Charlie Heck	OL	6-8	311	25	3	North Carolina	Kansas City, Mo.	D4a-'20
71	Tytus Howard	OL	6-5	322	26	4	Alabama State	Monroeville, Ala.	D1-'19
76	Austin Deculus	OL	6-5	321	23	R	LSU	Mamou, La.	D6-'22
78	Laremy Tunsil	OL	6-5	313	28	7	Mississippi	Lake City, Fla.	T-'19 (MIA)
79	Jimmy Morrissey	OL	6-3	303	24	2	Pittsburgh	Huntingdon Valley, Pa.	FA-'21
83	O.J. Howard	TE	6-6	251	27	6	Alabama	Prattville, Ala.	FA-'22
84	Teagan Quitoriano	TE	6-6	258	22	R	Oregon State	Salem, Ore.	D5b-'22
88	Jordan Akins	TE	6-4	243	30	6	Central Florida	Locust Grove, Ga.	FA-'22
91	Roy Lopez	DL	6-2	318	25	2	Arizona	Tempe, Ariz.	D6-'21
92	Rasheem Green	DL	6-4	279	25	5	USC	Los Angeles, Calif.	UFA-'22 (SEA)
93	Kurt Hinish	DL	6-2	300	23	R	Notre Dame	Pittsburgh, Pa.	CFA-'22
96	Maliek Collins	DL	6-2	310	27	7	Nebraska	Kansas City, Mo.	UFA-'21 (LV)
97	Mario Addison	DL	6-3	260	35	12	Troy	Tarrant City, Ala.	FA-'22
Practice Squad (15)									
14	Alex Bachman	WR	6-0	190	26	1	Wake Forset	Westlake Village, Calif.	FA-'22
16	Davion Davis	WR	5-11	190	26	4	Sam Houston	Hutto, Texas	FA-'22
18	D.J. Montgomery	WR	6-1	201	26	2	Austin Peay	Durant, Miss.	FA-'22
22	Will Redmond	DB	5-11	186	28	3	Mississippi State	Memphis, Tenn.	FA-'22
27	Gerrid Doaks	RB	5-11	228	24	1	Cincinnati	Indianapolis, Ind.	FA-'22
37	D'Angelo Ross	DB	5-9	190	26	1	New Mexico	La Puente, Calif.	FA-'22
39	Tristin McCollum	DB	6-3	195	23	R	Sam Houston	Galveston, Texas	CFA-'22
41	Buddy Johnson	LB	6-2	240	23	2	Texas A&M	Dallas, Texas	FA-'22
62	KC McDermott	OL	6-5	311	26	4	Miami (Fla.)	Palm Beach, Fla.	FA-'22
73	Tre'Vour Wallace-Simms	OL	6-5	330	25	1	Missouri	St. Louis, Ill.	FA-'22
75	Adedayo Odeleye*	DL	6-5	271	25	R	Loughborough (U.K.)	Kent, United Kingdom	CFA-'22
82	Malik Turner	WR	6-2	202	26	5	Illinois	Springfield, Ill.	FA-'22
86	Mason Schreck	TE	6-5	252	28	3	Buffalo	Medina, Ohio	FA-'22
89	Johnny Johnson III	WR	6-1	199	23	R	Oregon	Chandler, Ariz.	CFA-'22
94	Demone Harris	DL	6-4	272	26	3	Buffalo	Buffalo, N.Y.	FA-'21
Reserve/Injured (6)									
12	Nico Collins	WR	6-4	215	23	2	Michigan	Birmingham, Ala.	D3b-'21
24	Derek Stingley Jr.	DB	6-0	190	21	R	LSU	Baton Rouge, La.	D1a-'22
31	Dameon Pierce	RB	5-10	218	22	R	Florida	Bainbridge, Ga.	D4a-'22
57	Kevin Pierre-Louis	LB	6-0	231	31	9	Boston College	Norwalk, Conn.	UFA-'21 (WAS)
90	Taylor Stallworth	DL	6-2	300	27	4	South Carolina	Mobile, Ala.	W-'22 (KC)
95	Derek Rivers	DL	6-5	250	28	6	Youngstown State	Kinston, N.C.	UFA-'21 (LAR)
Practice Squad - Injured (2)									
17	Jalen Camp	WR	6-2	220	24	1	Georgia Tech	Cumming, Ga.	FA-'21
81	Drew Estrada	WR	6-0	196	25	R	Baylor	Argyle, Texas	CFA-'22
Restored to Practice Squad/Designated for Return (1)									
70	Jordan Steckler	OL	6-5	305	26	1	Northern Illinois	Two Rivers, Wis.	FA-'21
Reserve/Non-Football Illness List (2)									
8	John Metchie III	WR	5-11	187	22	R	Alabama	Brampton, Ontario, Canada	D2b-'22
68	Justin Britt	OL	6-6	315	31	8	Missouri	Lebanon, Mo.	FA-'21

COACHING STAFF

COACH	TITLE
Lovie Smith	Head Coach
Pep Hamilton	Offensive Coordinator
Frank Ross	Special Teams Coordinator
Sean Baker	Assistant Special Teams
Danny Barrett	Running Backs
Tim Berbenich	Tight Ends
Ben Bolling	Defensive Assistant
Jacques Cesaire	Defensive Line
Joe Danna	Safeties
Ilir Emini	Defensive Assistant / Nickels
Dele Harding	Defensive Assistant
Hal Hunter	Assistant Offensive Line
Kenyon Jackson	Assistant Defensive Line
Ben McDaniels	Wide Receivers / Passing Game Coordinator
DeNarius McGhee	Offensive Assistant
Robbie Picazo	Offensive Assistant
Miles Smith	Linebackers
Dino Vasso	Cornerbacks
George Warhop	Offensive line
Ted White	Offensive Assistant / Quarterbacks

PRONUNCIATION GUIDE

PLAYER	PRONUNICATION
Jordan Akins	AYE-kins
Maliek Collins	mah-LEEK
Davion Davis	DAY-vee-ughn
Austin Deculus	DECK-you-lus
Ka'imi Fairbairn	kuh-EE-me FAIR-bairn
Kenyon Green	ken-yun
Jonathan Greenard	gruh-NARD
Demone Harris	deh-MONE
Adedayo Odeleye	AH-deh-DIE-oh OH-deh-lay
Dare Ogunbowale	DARR-ay oh-GOON-bo-WALL-aye
Ogbonnia "Ogbo" Okoronkwo	oh-BO-knee-uh "Oh-boe" oh-kor-RON-kwo
Kevin Pierre-Louis	PEA-air Lewis
Jalen Pitre	PEE-tree
Scott Quessenberry	KWES-sin-bear-ee
Teagan Quitoriano	Kwi-tore-ee-on-o
Tremon Smith	TRAY-mon
Tavierre Thomas	TAV-ee-air
Tre'Vour Wallace-Simms	TREY-vore

HOW ACQUIRED KEY

CFA ..... College Free Agent
D ..... Draft Pick
FA ..... Free Agent
T ..... Trade
UFA ..... Unrestricted Free Agent
W ..... Waivers
() ..... Previous Team

*International Pathway Program Designation

HOUSTON TEXANS ALPHA ROSTER

NO.	NAME	POS	HT	WT	AGE	EXP	COLLEGE	HOMETOWN	ACQUIRED
97	Addison, Mario	DL	6-3	260	35	12	Troy	Tarrant City, Ala.	FA-'22
88	Akins, Jordan	TE	6-4	243	30	6	Central Florida	Locust Grove, Ga.	FA-'22
3	Allen, Kyle	QB	6-3	210	26	4	Houston	Scottsale, Ari.	FA-'22
35	Arnold, Grayland	DB	5-10	187	25	3	Baylor	Beaumont, Texas	FA-'21
56	Booker, Thomas	DL	6-3	301	23	R	Stanford	Ellicott City, Md.	D5a-'22
28	Burkhead, Rex	RB	5-10	215	32	10	Nebraska	Plano, Texas	FA-'21
60	Cann, A.J.	OL	6-3	320	31	8	South Carolina	Bamberg, S.C.	UFA-'22 (JAX)
53	Cashman, Blake	LB	6-1	237	26	4	Minnesota	Eden Prairie, Minn.	T-'22 (NYJ)
96	Collins, Maliek	DL	6-2	310	27	7	Nebraska	Kansas City, Mo.	UFA-'21 (LV)
13	Cooks, Brandin	WR	5-10	183	29	9	Oregon State	Stockton, Calif.	T-'20 (LAR)
76	Deculus, Austin	OL	6-5	321	23	R	LSU	Mamou, La.	D6-'22
4	Dorsett, Phillip	WR	5-10	192	29	8	Miami (Fla.)	Fort Lauderdale, Fla.	FA-'21
6	Driskel, Jeff	QB	6-4	235	29	7	Louisiana Tech	Oviedo, Fla.	FA-'21
7	Fairbairn, Ka'imi	K	6-0	183	28	7	UCLA	Kailua, Hawaii	CFA-'16
38	Francis, Cobi	DB	5-11	193	24	R	Memphis	Covington, Ga.	CFA-'22
26	Freeman, Royce	RB	6-0	238	26	5	Oregon	Imperial, Calif.	W-'21 (CAR)
59	Green, Kenyon	OL	6-4	323	21	R	Texas A&M	Humble, Texas	D1b-'22
92	Green, Rasheem	DL	6-4	279	25	5	USC	Los Angeles, Calif.	UFA-'22 (SEA)
52	Greenard, Jonathan	DL	6-3	263	25	3	Florida	Hiram, Ga.	D3-'20
34	Hairston, Troy	FB	5-11	245	23	R	Central Michigan	Birmingham, Mich.	CFA-'22
49	Hansen, Jake	LB	6-1	235	24	R	Illinois	Tarpon Springs, Fla.	CFA-'22
48	Harris, Christian	LB	6-1	226	21	R	Alabama	Baton Rouge, La.	D3-'22
67	Heck, Charlie	OL	6-8	311	25	3	North Carolina	Kansas City, Mo.	D4a-'20
43	Hewitt, Neville	LB	6-2	234	29	8	Marshall	Conyers, Ga.	FA-'21
93	Hinish, Kurt	DL	6-2	300	23	R	Notre Dame	Pittsburgh, Pa.	CFA-'22
83	Howard, O.J.	TE	6-6	251	27	6	Alabama	Prattville, Ala.	FA-'22
71	Howard, Tytus	OL	6-5	322	26	4	Alabama State	Monroeville, Ala.	D1-'19
55	Hughes, Jerry	DL	6-2	254	34	13	TCU	Sugar Land, Texas	FA-'22
11	Johnston, Cameron	P	5-11	194	30	5	Ohio State	Geelong, Australia	FA-'21
9	Jordan, Brevin	TE	6-3	245	22	2	Miami (Fla.)	Las Vegas, Nev.	D5a-'21
25	King II, Desmond	DB	5-10	200	27	6	Iowa	Detroit, Mich.	UFA-'21 (TEN)
58	Kirksey, Christian	LB	6-2	235	30	9	Iowa	St. Louis, Mo.	FA-'21
91	Lopez, Roy	DL	6-2	318	25	2	Arizona	Tempe, Ariz.	D6-'21
64	McCray, Justin	OL	6-3	315	30	6	Central Florida	Miami, Fla.	UFA-'21 (ATL)
10	Mills, Davis	QB	6-4	225	24	2	Stanford	Duluth, Ga.	D3a-'21
15	Moore, Chris	WR	6-1	200	29	7	Cincinnati	Tampa, Fla.	UFA-'21 (BAL)
79	Morrissey, Jimmy	OL	6-3	303	24	2	Pittsburgh	Huntingdon Valley, Pa.	FA-'21
23	Murray, Eric	DB	5-11	199	28	7	Minnesota	Milwaukee, Wis.	UFA-'20 (CLE)
21	Nelson, Steven	DB	5-11	194	29	8	Oregon State	Warner Robins, Ga.	UFA-'22 (PHI)
33	Ogunbowale, Dare	RB	5-11	205	28	4	Wisconsin	Milwaukee, Wis.	FA-'22
45	Okoronkwo, Ogbonnia	DL	6-2	253	27	5	Oklahoma	Houston, Texas	UFA-'22 (LAR)
36	Owens, Jonathan	DB	5-11	210	27	4	Missouri Western	St. Louis, Mo.	FA-'19
5	Pitre, Jalen	DB	5-11	198	23	R	Baylor	Stafford, Texas	D2a-'22
54	Quessenberry, Scott	OL	6-3	310	27	5	UCLA	La Costa, Calif.	UFA-'22 (LAC)
84	Quitoriano, Teagan	TE	6-6	258	22	R	Oregon State	Salem, Ore.	D5b-'22
44	Reeves-Maybin, Jalen	LB	6-1	230	27	6	Tennessee	Clarksville, Tenn.	UFA-'22 (DET)
19	Rodgers, Amari	WR	5-9	212	23	2	Clemson	Knoxville, Tenn.	W-'22 (GB)
1	Smith, Tremon	DB	5-11	190	26	5	Central Arkansas	Anniston, Ala.	FA-'21
29	Stewart, M.J.	DB	5-11	200	27	5	North Carolina	Arlington, Va.	UFA-'22 (CLE)
2	Thomas, Tavierre	DB	5-10	205	26	5	Ferris State	Detroit, Mich.	FA-'21
78	Tunsil, Laremy	OL	6-5	313	28	7	Mississippi	Lake City, Fla.	T-'19 (MIA)
32	Wallow, Garret	LB	6-2	230	23	2	TCU	New Orleans, La.	D5b-'21
46	Weeks, Jon	LS	5-10	242	36	13	Baylor	Bethpage, N.Y.	FA-'10
Practice Squad (15)									
14	Bachman, Alex	WR	6-0	190	26	1	Wake Forset	Westlake Village, Calif.	FA-'22
16	Davis, Davion	WR	5-11	190	26	4	Sam Houston	Hutto, Texas	FA-'22
27	Doaks, Gerrid	RB	5-11	228	24	1	Cincinnati	Indianapolis, Ind.	FA-'22
94	Harris, Demone	DL	6-4	272	26	3	Buffalo	Buffalo, N.Y.	FA-'21
41	Johnson, Buddy	LB	6-2	240	23	2	Texas A&M	Dallas, Texas	FA-'22
89	Johnson III, Johnny	WR	6-1	199	23	R	Oregon	Chandler, Ariz.	CFA-'22
39	McCollum, Tristin	DB	6-3	195	23	R	Sam Houston	Galveston, Texas	CFA-'22
62	McDermott, KC	OL	6-5	311	26	4	Miami (Fla.)	Palm Beach, Fla.	FA-'22
18	Montgomery, D.J.	WR	6-1	201	26	2	Austin Peay	Durant, Miss.	FA-'22
75	Odeleye, Adedayo*	DL	6-5	271	25	R	Loughborough (U.K.)	Kent, United Kingdom	CFA-'22
22	Redmond, Will	DB	5-11	186	28	3	Mississippi State	Memphis, Tenn.	FA-'22
37	Ross, D'Angelo	DB	5-9	190	26	1	New Mexico	La Puente, Calif.	FA-'22
86	Schreck, Mason	TE	6-5	252	28	3	Buffalo	Medina, Ohio	FA-'22
82	Turner, Malik	WR	6-2	202	26	5	Illinois	Springfield, Ill.	FA-'22
73	Wallace-Simms, Tre'Vour	OL	6-5	330	25	1	Missouri	St. Louis, Ill.	FA-'22
Reserve/Injured (6)									
12	Collins, Nico	WR	6-4	215	23	2	Michigan	Birmingham, Ala.	D3b-'21
31	Pierce, Dameon	RB	5-10	218	22	R	Florida	Bainbridge, Ga.	D4a-'22
57	Pierre-Louis, Kevin	LB	6-0	231	31	9	Boston College	Norwalk, Conn.	UFA-'21 (WAS)
95	Rivers, Derek	DL	6-5	250	28	6	Youngstown State	Kinston, N.C.	UFA-'21 (LAR)
90	Stallworth, Taylor	DL	6-2	300	27	4	South Carolina	Mobile, Ala.	W-'22 (KC)
24	Stingley Jr., Derek	DB	6-0	190	21	R	LSU	Baton Rouge, La.	D1a-'22
Practice Squad - Injured (2)									
17	Camp, Jalen	WR	6-2	220	24	1	Georgia Tech	Cumming, Ga.	FA-'21
81	Estrada, Drew	WR	6-0	196	25	R	Baylor	Argyle, Texas	CFA-'22
Restored to Practice Squad/Designated for Return (1)									
70	Steckler, Jordan	OL	6-5	305	26	1	Northern Illinois	Two Rivers, Wis.	FA-'21
Reserve/Non-Football Illness List (2)									
68	Britt, Justin	OL	6-6	315	31	8	Missouri	Lebanon, Mo.	FA-'21
8	Metchie III, John	WR	5-11	187	22	R	Alabama	Brampton, Ontario, Canada	D2b-'22

COACHING STAFF

COACH	TITLE
Lovie Smith	Head Coach
Pep Hamilton	Offensive Coordinator
Frank Ross	Special Teams Coordinator
Sean Baker	Assistant Special Teams
Danny Barrett	Running Backs
Tim Berbenich	Tight Ends
Ben Bolling	Defensive Assistant
Jacques Cesaire	Defensive Line
Joe Danna	Safeties
Ilir Emini	Defensive Assistant / Nickels
Dele Harding	Defensive Assistant
Hal Hunter	Assistant Offensive Line
Kenyon Jackson	Assistant Defensive Line
Ben McDaniels	Wide Receivers / Passing Game Coordinator
DeNarius McGhee	Offensive Assistant
Robbie Picazo	Offensive Assistant
Miles Smith	Linebackers
Dino Vasso	Cornerbacks
George Warhop	Offensive line
Ted White	Offensive Assistant / Quarterbacks

PRONUNCIATION GUIDE

PLAYER	PRONUNICATION
Jordan Akins	AYE-kins
Maliek Collins	mah-LEEK
Davion Davis	DAY-vee-ughn
Austin Deculus	DECK-you-lus
Ka'imi Fairbairn	kuh-EE-me FAIR-bairn
Kenyon Green	ken-yun
Jonathan Greenard	gruh-NARD
Demone Harris	deh-MONE
Adedayo Odeleye	AH-deh-DIE-oh OH-deh-lay
Dare Ogunbowale	DARR-ay oh-GOON-bo-WALL-aye
Ogbonnia "Ogbo" Okoronkwo	oh-BO-knee-uh "Oh-boe" oh-kor-RON-kwo
Kevin Pierre-Louis	PEA-air Lewis
Jalen Pitre	PEE-tree
Scott Quessenberry	KWES-sin-bear-ee
Teagan Quitoriano	Kwi-tore-ee-on-o
Tremon Smith	TRAY-mon
Tavierre Thomas	TAV-ee-air
Tre'Vour Wallace-Simms	TREY-vore

HOW ACQUIRED KEY

CFA ..... College Free Agent
D ..... Draft Pick
FA ..... Free Agent
T ..... Trade
UFA ..... Unrestricted Free Agent
W ..... Waivers
() ..... Previous Team

*International Pathway Program Designation

Season	NFL Draft (13)	Trades (3)	Free Agents/Waivers (37)
2010 6-10, 3rd, AFC South			LS Jon Weeks (CFA)
2011 10-6, AFC South Champions			
2012 12-4, AFC South Champions			
2013 2-14, 4th, AFC South			
2014 9-7, 2nd, AFC South			
2015 9-7, AFC South Champions			
2016 9-7, AFC South Champions			K Ka'imi Fairbairn (CFA)
2017 4-12, 4th, AFC South			
2018 11-5, AFC South Champions			
2019 10-6, AFC South Champions	OL Tytus Howard (1)	OL Laremy Tunsil (T-MIA)	DB Jonathan Owens (FA)
2020 4-12, 3rd, AFC South	DL Jonathan Greenard (3) OL Charlie Heck (4a)	WR Brandin Cooks (T-LAR)	DB Eric Murray (UFA-CLE)
2021 4-13, 3rd, AFC South	QB Davis Mills (3a) TE Brevin Jordan (5a) LB Garret Wallow (5b) DL Roy Lopez (6)		DB Grayland Arnold (FA) RB Rex Burkhead (FA) DL Maliek Collins (UFA-LV) WR Phillip Dorsett II (FA) QB Jeff Driskel (FA) RB Royce Freeman (W-CAR) LB Neville Hewitt (FA) P Cameron Johnston (FA) DB Desmond King II (UFA-TEN) LB Christian Kirksey (FA) OL Justin McCray (UFA-ATL) WR Chris Moore (UFA-BAL) OL Jimmy Morrissey (FA) DB Tremon Smith (FA) DB Tavierre Thomas (FA)
2022 2-13-1, 4th, AFC South	OL Kenyon Green (1b) DB Jalen Pitre (2a) LB Christian Harris (3) DL Thomas Booker (5a) TE Teagan Quitoriano (5b) OL Austin Deculus (6)	LB Blake Cashman (T-NYJ)	DL Mario Addison (FA) TE Jordan Akins (FA) QB Kyle Allen (FA) OL A.J. Cann (UFA-JAX) DB Cobi Francis (UDFA) DL Rasheem Green (UFA - SEA) DL Troy Hairston (UDFA) LB Jake Hansen (UDFA) DL Kurt Hinish (UDFA) TE O.J. Howard (FA) DL Jerry Hughes (FA) DB Steven Nelson (UFA-PHI) RB Dare Ogunbowale (FA) LB Ogbonnia Okoronkwo (UFA-LAR) OL Scott Quessenberry (UFA-LAC) LB Jalen Reeves-Maybin (UFA-DET) WR Amari Rodgers (W-GB) DB M.J. Stewart (UFA-CLE)



TEXANS ROSTER BY POSITION

NO.	NAME	POS.	HT.	WT.	AGE	EXP.	COLLEGE	HOMETOWN	HOW ACQ.
QUARTERBACKS (3)									
3	Allen, Kyle	QB	6-3	210	26	4	Houston	Scottsale, Ari.	FA-'22
6	Driskel, Jeff	QB	6-4	235	29	7	Louisiana Tech	Oviedo, Fla.	FA-'21
10	Mills, Davis	QB	6-4	225	24	2	Stanford	Duluth, Ga.	D3a-'21
RUNNING BACKS (4)									
26	Freeman, Royce	RB	6-0	238	26	5	Oregon	Imperial, Calif.	W-'21 (CAR)
28	Burkhead, Rex	RB	5-10	215	32	10	Nebraska	Plano, Texas	FA-'21
33	Ogunbowale, Dare	RB	5-11	205	28	4	Wisconsin	Milwaukee, Wis.	FA-'22
34	Hairston, Troy	FB	5-11	245	24	R	Central Michigan	Birmingham, Mich.	CFA-'22
WIDE RECEIVERS (4)									
4	Dorsett, Phillip	WR	5-10	192	29	8	Miami (Fla.)	Fort Lauderdale, Fla.	FA-'21
13	Cooks, Brandin	WR	5-10	183	29	9	Oregon State	Stockton, Calif.	T-'20 (LAR)
15	Moore, Chris	WR	6-1	200	29	7	Cincinnati	Tampa, Fla.	UFA-'21 (BAL)
19	Rodgers, Amari	WR	5-9	212	23	2	Clemson	Knoxville, Tenn.	W-'22 (GB)
TIGHT ENDS (4)									
9	Jordan, Brevin	TE	6-3	245	22	2	Miami (Fla.)	Las Vegas, Nev.	D5a-'21
83	Howard, O.J.	TE	6-6	251	28	6	Alabama	Prattville, Ala.	FA-'22
84	Quitoriano, Teagan	TE	6-6	258	22	R	Oregon State	Salem, Ore.	D5b-'22
88	Akins, Jordan	TE	6-4	243	30	6	Central Florida	Locust Grove, Ga.	FA-'22
OFFENSIVE LINE (9)									
54	Quessenberry, Scott	OL	6-3	310	27	5	UCLA	La Costa, Calif.	UFA-'22 (LAC)
59	Green, Kenyon	OL	6-4	323	21	R	Texas A&M	Humble, Texas	D1b-'22
60	Cann, A.J.	OL	6-3	320	31	8	South Carolina	Bamberg, S.C.	UFA-'22 (JAX)
64	McCray, Justin	OL	6-3	315	30	6	Central Florida	Miami, Fla.	UFA-'21 (ATL)
67	Heck, Charlie	OL	6-8	311	26	3	North Carolina	Kansas City, Mo.	D4a-'20
71	Howard, Tytus	OL	6-5	322	26	4	Alabama State	Monroeville, Ala.	D1-'19
76	Deculus, Austin	OL	6-5	321	23	R	LSU	Mamou, La.	D6-'22
78	Tunsil, Laremy	OL	6-5	313	28	7	Mississippi	Lake City, Fla.	T-'19 (MIA)
79	Morrissey, Jimmy	OL	6-3	303	24	2	Pittsburgh	Huntingdon Valley, Pa.	FA-'21
LINEBACKERS (7)									
32	Wallow, Garret	LB	6-2	230	23	2	TCU	New Orleans, La.	D5b-'21
43	Hewitt, Neville	LB	6-2	234	29	8	Marshall	Conyers, Ga.	FA-'21
44	Reeves-Maybin, Jalen	LB	6-1	230	27	6	Tennessee	Clarksville, Tenn.	UFA-'22 (DET)
48	Harris, Christian	LB	6-1	226	21	R	Alabama	Baton Rouge, La.	D3-'22
49	Hansen, Jake	LB	6-1	235	24	R	Illinois	Tarpon Springs, Fla.	CFA-'22
53	Cashman, Blake	LB	6-1	237	26	4	Minnesota	Eden Prairie, Minn.	T-'22 (NYJ)
58	Kirksey, Christian	LB	6-2	235	30	9	Iowa	St. Louis, Mo.	FA-'21
DEFENSIVE BACKS (10)									
1	Smith, Tremon	DB	5-11	190	26	5	Central Arkansas	Anniston, Ala.	FA-'21
2	Thomas, Tavierre	DB	5-10	205	26	5	Ferris State	Detroit, Mich.	FA-'21
5	Pitre, Jalen	DB	5-11	198	23	R	Baylor	Stafford, Texas	D2a-'22
21	Nelson, Steven	DB	5-11	194	29	8	Oregon State	Warner Robins, Ga.	UFA-'22 (PHI)
23	Murray, Eric	DB	5-11	199	28	7	Minnesota	Milwaukee, Wis.	UFA-'20 (CLE)
25	King II, Desmond	DB	5-10	200	28	6	Iowa	Detroit, Mich.	UFA-'21 (TEN)
29	Stewart, M.J.	DB	5-11	200	27	5	North Carolina	Arlington, Va.	UFA-'22 (CLE)
35	Arnold, Grayland	DB	5-10	187	25	3	Baylor	Beaumont, Texas	FA-'21
36	Owens, Jonathan	DB	5-11	210	27	4	Missouri Western	St. Louis, Mo.	FA-'19
38	Francis, Cobi	DB	5-11	193	24	R	Memphis	Covington, Ga.	CFA-'22
DEFENSIVE LINE (9)									
45	Okoronkwo, Ogbonnia	DL	6-2	253	27	5	Oklahoma	Houston, Texas	UFA-'22 (LAR)
52	Greenard, Jonathan	DL	6-3	263	25	3	Florida	Hiram, Ga.	D3-'20
55	Hughes, Jerry	DL	6-2	254	34	13	TCU	Sugar Land, Texas	FA-'22
56	Booker, Thomas	DL	6-3	301	23	R	Stanford	Ellicott City, Md.	D5a-'22
91	Lopez, Roy	DL	6-2	318	25	2	Arizona	Tempe, Ariz.	D6-'21
92	Green, Rasheem	DL	6-4	279	25	5	USC	Los Angeles, Calif.	UFA-'22 (SEA)
93	Hinish, Kurt	DL	6-2	300	23	R	Notre Dame	Pittsburgh, Pa.	CFA-'22
96	Collins, Maliek	DL	6-2	310	27	7	Nebraska	Kansas City, Mo.	UFA-'21 (LV)
97	Addison, Mario	DL	6-3	260	35	12	Troy	Tarrant City, Ala.	FA-'22
SPECIALISTS (3)									
7	Fairbairn, Ka'imi	K	6-0	183	28	7	UCLA	Kailua, Hawaii	CFA-'16
11	Johnston, Cameron	P	5-11	194	30	5	Ohio State	Geelong, Australia	FA-'21
46	Weeks, Jon	LS	5-10	242	36	13	Baylor	Bethpage, N.Y.	FA-'10

The Texans have 38 players on their active 53-man roster who were drafted, including seven former first-round picks, two from the second round, 11 from the third round, four former fourth-round picks, eight former fifth-round picks, five former sixth-round picks and one former seventh-round. There are also 15 college free agents on the Texans roster, including three undrafted free agents added in 2022.

FIRST ROUND (7)

Pos.	Player	Year	Pick	Team
OL	Laremy Tunsil	2016	13	Dolphins
TE	O.J. Howard	2017	19	Buccaneers
OL	Kenyon Green	2022	15	Texans
WR	Brandin Cooks	2014	20	Saints
OL	Tytus Howard	2019	23	Texans
WR	Phillip Dorsett	2015	29	Colts
DL	Jerry Hughes	2010	31	Colts

SECOND ROUND (2)

Pos.	Player	Year	Pick	Team
DB	Jalen Pitre	2022	37	Texans
DB	M.J. Stewart	2018	53	Buccaneers

THIRD ROUND (11)

Pos.	Player	Year	Pick	Team
OL	A.J. Cann	2015	67	Jaguars
DL	Maliek Collins	2016	67	Cowboys
QB	Davis Mills	2021	67	Texans
LB	Christian Kirksey	2014	71	Browns
RB	Royce Freeman	2018	71	Broncos
LB	Christian Harris	2022	75	Texans
DL	Rasheem Green	2018	79	Seahawks
WR	Amari Rodgers	2021	85	Packers
DL	Jonathan Greenard	2020	90	Texans
DB	Steven Nelson	2015	98	Chiefs
TE	Jordan Akins	2018	98	Texans

FOURTH ROUND (4)

Pos.	Player	Year	Pick	Team
DB	Eric Murray	2016	106	Chiefs
WR	Chris Moore	2016	107	Ravens
LB	Jalen Reeves-Maybin	2017	124	Lions
OL	Charlie Heck	2020	126	Texans

FIFTH ROUND (8)

Pos.	Player	Year	Pick	Team
TE	Brevin Jordan	2021	147	Texans
DL	Thomas Booker	2022	150	Texans
DB	Desmond King II	2017	151	Chargers
OL	Scott Quessenberry	2018	155	Chargers
LB	Blake Cashman	2019	157	Jets
DL	Ogbonnia Okoronkwo	2018	160	Rams
LB	Garret Wallow	2021	170	Texans
TE	Teagan Quitoriano	2022	170	Texans

SIXTH ROUND (5)

Pos.	Player	Year	Pick	Team
RB	Rex Burkhead	2013	190	Bengals
DL	Roy Lopez	2021	195	Texans
DB	Tremon Smith	2018	196	Chiefs
OL	Austin Deculus	2022	205	Texans
QB	Jeff Driskel	2016	207	49ers

SEVENTH ROUND (1)

Pos.	Player	Year	Pick	Team
OL	Jimmy Morrissey	2021	230	Raiders

COLLEGE FREE AGENTS (15)

Pos.	Player	Year	Team
LS	Jon Weeks	2010	Texans
DL	Mario Addison	2011	Bears
OL	Justin McCray	2014	Titans
LB	Neville Hewitt	2015	Dolphins
K	Ka'imi Fairbairn	2016	Texans
P	Cameron Johnston	2017	Eagles
RB	Dare Ogunbowale	2017	Texans
QB	Kyle Allen	2018	Panthers
DB	Jonathan Owens	2018	Cardinals
DB	Tavierre Thomas	2018	Cardinals
DB	Grayland Arnold	2020	Eagles
DB	Cobi Francis	2022	Texans
FB	Troy Hairston	2022	Texans
LB	Jake Hansen	2022	Texans
DL	Kurt Hinish	2022	Texans

TEXANS UNOFFICIAL DEPTH CHART

Updated by Texans PR on Jan. 3, 2023.

OFFENSE

QB	10 Davis Mills	6 Jeff Driskel	3 Kyle Allen	
RB	33 Dare Ogunbowale	26 Royce Freeman	28 Rex Burkhead	
FB	**34 Troy Hairston**			
WR	13 Brandin Cooks	4 Phillip Dorsett		
WR	15 Chris Moore	19 Amari Rodgers		
TE	88 Jordan Akins	**84 Teagan Quitoriano**	9 Brevin Jordan	83 O.J. Howard
LT	78 Laremy Tunsil	67 Charlie Heck		
LG	**59 Kenyon Green**	64 Justin McCray		
C	54 Scott Quessenberry	79 Jimmy Morrissey		
RG	60 A.J. Cann			
RT	71 Tytus Howard	**76 Austin Deculus**		

DEFENSE

DE	45 Ogbonnia Okoronkwo	97 Mario Addison	92 Rasheem Green
DT	96 Maliek Collins	**56 Thomas Booker**	
DT	91 Roy Lopez	**93 Kurt Hinish**	
DE	55 Jerry Hughes	52 Jonathan Greenard	
LB	**48 Christian Harris**	44 Jalen Reeves-Maybin	
LB	58 Christian Kirksey	53 Blake Cashman	43 Neville Hewitt
LB	**49 Jake Hansen**	32 Garret Wallow	
CB	21 Steven Nelson	2 Tavierre Thomas	**38 Cobi Francis**
CB	25 Desmond King II	1 Tremon Smith	
S	36 Jonathan Owens	29 M.J. Stewart	35 Grayland Arnold
S	**5 Jalen Pitre**	23 Eric Murray	

SPECIAL TEAMS

P	11 Cameron Johnston	
K	7 Ka'imi Fairbairn	
LS	46 Jon Weeks	
H	11 Cameron Johnston	
PR	25 Desmond King II	1 Tremon Smith
KR	1 Tremon Smith	25 Desmond King II

2022 TEXANS STARTERS

2022 REGULAR SEASON																		
OFFENSE																		
DATE	OPPONENT	QB	QB	FB	RB	RB	WR	WR	WR	TE	TE	TE	OL	LT	LG	C	RG	RT
9/11	Indianapolis	D. Mills	--	--	D. Pierce	--	B. Cooks	N. Collins	--	P. Brown	--	--	C. Heck	L. Tunsil	J. McCray	J. Britt	A. Cann	T. Howard
9/18	at Denver	D. Mills	--	--	D. Pierce	--	B. Cooks	--	--	P. Brown	O. Howard	B. Jordan	--	L. Tunsil	K. Green	S. Quessenberry	A. Cann	T. Howard
9/25	at Chicago	D. Mills	--	T. Hairston	D. Pierce	--	B. Cooks	--	--	P. Brown	O. Howard	--	--	L. Tunsil	K. Green	S. Quessenberry	A. Cann	T. Howard
10/2	L.A. Chargers	D. Mills	--	--	D. Pierce	--	B. Cooks	N. Collins	C. Moore	--	O. Howard	--	--	L. Tunsil	K. Green	S. Quessenberry	A. Cann	T. Howard
10/9	at Jacksonville	D. Mills	--	--	D. Pierce	--	B. Cooks	N. Collins	--	M. Schreck	O. Howard	--	--	L. Tunsil	K. Green	S. Quessenberry	A. Cann	T. Howard
10/23	at Las Vegas	D. Mills	--	T. Hairston	D. Pierce	--	B. Cooks	N. Collins	--	--	O. Howard	--	--	L. Tunsil	K. Green	S. Quessenberry	A. Cann	T. Howard
10/30	Tennessee	D. Mills	--	T. Hairston	D. Pierce	--	B. Cooks	P. Dorsett	--	O. Howard	--	--	--	L. Tunsil	K. Green	S. Quessenberry	J. McCray	T. Howard
11/3	Philadelphia	D. Mills	--	--	D. Pierce	--	T. Johnson	P. Dorsett	C. Moore	O. Howard	--	--	--	L. Tunsil	K. Green	S. Quessenberry	A. Cann	T. Howard
11/13	at N.Y. Giants	D. Mills	--	T. Hairston	D. Pierce	--	B. Cooks	N. Collins	--	O. Howard	--	--	--	L. Tunsil	K. Green	S. Quessenberry	A. Cann	T. Howard
11/20	Washington	D. Mills	--	--	D. Pierce	--	B. Cooks	N. Collins	--	T. Quitoriano	J. Akins	--	--	L. Tunsil	K. Green	S. Quessenberry	A. Cann	T. Howard
11/27	at Miami	K. Allen	--	--	D. Pierce	D. Ogunbowale	B. Cooks	N. Collins	--	T. Quitoriano	J. Akins	O. Howard	--	L. Tunsil	K. Green	S. Quessenberry	A. Cann	T. Howard
12/4	Cleveland	K. Allen	--	--	D. Pierce	--	P. Dorsett	--	--	T. Quitoriano	J. Akins	B. Jordan	--	L. Tunsil	K. Green	S. Quessenberry	A. Cann	T. Howard
12/11	at Dallas	D. Mills	--	--	D. Pierce	--	P. Dorsett	C. Moore	--	T. Quitoriano	O. Howard	J. Akins	--	L. Tunsil	K. Green	S. Quessenberry	A. Cann	T. Howard
12/18	Kansas City	D. Mills	J. Driskel	--	D. Ogunbowale	--	A. Rodgers	C. Moore	--	T. Quitoriano	O. Howard	--	--	L. Tunsil	T. Howard	S. Quessenberry	A. Cann	C. Heck
12/24	at Tennessee	D. Mills	J. Driskel	--	R. Freeman	--	B. Cooks	C. Moore	A. Rodgers	J. Akins	--	--	C. Heck	L. Tunsil	T. Howard	S. Quessenberry	A. Cann	--
1/1	Jacksonville	D. Mills	--	T. Hairston	D. Ogunbowale	--	B. Cooks	C. Moore	--	J. Akins	O. Howard	--	--	L. Tunsil	K. Green	S. Quessenberry	A. Cann	T. Howard
1/8	at Indianapolis	--	--	--	--	--	--	--	--	--	--	--	--	--	--	--	--	--

2022 REGULAR SEASON													
DEFENSE													
DATE	OPPONENT	DE	DT	DT	DE	LB	LB	LB	CB	CB	CB	S	S
9/11	Indianapolis	J. Hughes	R. Lopez	M. Collins	J. Greenard	K. Grugier-Hill	C. Kirksey	--	D. King II	D. Stingley Jr.	S. Nelson	J. Pitre	J. Owens
9/18	at Denver	J. Hughes	R. Lopez	M. Collins	J. Greenard	K. Grugier-Hill	C. Kirksey	--	D. King II	D. Stingley Jr.	S. Nelson	J. Pitre	J. Owens
9/25	at Chicago	J. Hughes	R. Lopez	M. Collins	J. Greenard	K. Grugier-Hill	C. Kirksey	--	D. King II	D. Stingley Jr.	S. Nelson	J. Pitre	J. Owens
10/2	L.A. Chargers	J. Hughes	R. Lopez	M. Collins	J. Greenard	K. Grugier-Hill	C. Kirksey	B. Cashman	--	D. Stingley Jr.	S. Nelson	J. Pitre	J. Owens
10/9	at Jacksonville	J. Hughes	R. Lopez	M. Collins	R. Green	K. Grugier-Hill	C. Kirksey	G. Wallow	--	D. Stingley Jr.	S. Nelson	J. Pitre	J. Owens
10/23	at Las Vegas	J. Hughes	R. Lopez	M. Collins	R. Green	K. Grugier-Hill	C. Kirksey	G. Wallow	--	D. Stingley Jr.	S. Nelson	J. Pitre	J. Owens
10/30	Tennessee	J. Hughes	T. Booker	K. Hinish	R. Green	C. Harris	C. Kirksey	--	D. King II	D. Stingley Jr.	S. Nelson	J. Pitre	J. Owens
11/3	Philadelphia	J. Hughes	J. Johnson	K. Hinish	R. Green	C. Harris	C. Kirksey	G. Wallow	--	D. Stingley Jr.	S. Nelson	J. Pitre	J. Owens
11/13	at N.Y. Giants	M. Addison	K. Hinish	M. Collins	R. Green	C. Harris	C. Kirksey	--	D. King II	D. Stingley Jr.	S. Nelson	J. Pitre	J. Owens
11/20	Washington	J. Hughes	R. Lopez	M. Collins	O. Okoronkwo	C. Harris	C. Kirksey	--	D. King II	T. Thomas	S. Nelson	J. Pitre	J. Owens
11/27	at Miami	J. Hughes	R. Lopez	M. Collins	O. Okoronkwo	C. Harris	C. Kirksey	--	D. King II	T. Thomas	S. Nelson	J. Pitre	J. Owens
12/4	Cleveland	J. Hughes	R. Lopez	M. Collins	O. Okoronkwo	C. Harris	C. Kirksey	--	D. King II	T. Thomas	S. Nelson	J. Pitre	J. Owens
12/11	at Dallas	J. Hughes	R. Lopez	M. Collins	O. Okoronkwo	C. Harris	C. Kirksey	J. Hansen	--	D. King II	S. Nelson	J. Pitre	J. Owens
12/18	Kansas City	J. Hughes	R. Lopez	M. Collins	O. Okoronkwo	C. Harris	C. Kirksey	J. Hansen	--	D. King II	T. Smith	J. Pitre	J. Owens
12/24	at Tennessee	J. Hughes	R. Lopez	M. Collins	O. Okoronkwo	C. Harris	C. Kirksey	--	D. King II	T. Thomas	S. Nelson	J. Pitre	J. Owens
1/1	Jacksonville	J. Hughes	R. Lopez	M. Collins	O. Okoronkwo	C. Harris	C. Kirksey	--	D. King II	T. Thomas	S. Nelson	J. Pitre	J. Owens
1/8	at Indianapolis	--	--	--	--	--	--	--	--	--	--	--	--

Rookies underlined.

2022 TEXANS PARTICIPATION

2022 REGULAR SEASON HOUSTON TEXANS PLAYER PARTICIPATION

PLAYERS	IND 9/11	@ DEN 9/18	@ CHI 9/25	LAC 10/2	@ JAX 10/9	@ LV 10/23	TEN 10/30	PHI 11/3	@ NYG 11/13	WAS 11/20	@ MIA 11/27	CLE 12/4	@ DAL 12/11	KC 12/18	@ TEN 12/24	JAX 1/1	@ IND 1/8	GP	GS	DNP	IN
M. Addison	IR	IR	IR	IR	GP	GP	GP	GP	DE	GP	GP	GP	GP	GP	IA	GP	-	11	1	0	1
J. Akins	PS	PS	GP	GP	GP	GP	GP	GP	GP	TE	TE	TE	TE	GP	TE	TE	-	14	6	0	0
K. Allen	IA	IA	DNP	DNP	DNP	DNP	DNP	DNP	DNP	DNP	QB	QB	IA	IA	IA	IA	-	2	2	8	6
D. Anderson	IR	NOT	NOT	NOT	NOT	NOT	NOT	NOT	NOT	NOT	NOT	NOT	NOT	NOT	NOT	NOT	-	0	0	0	0
G. Arnold	PS	PS	GP	GP	GP	GP	GP	^	IR	IR	IR	IR	IR	IR	GP	GP	-	7	0	0	0
A. Auclair	NOT	NOT	NOT	NOT	NOT	NOT	NOT	NOT	NOT	NOT	NOT	NOT	NOT	NOT	PS	NOT	-	0	0	0	0
E. Benjamin	^	^	^	^	^	^	^	^	^	IA	IA	GP	GP	NOT	NOT	NOT	-	2	0	0	2
T. Booker	IA	GP	GP	GP	IA	GP	DT	GP	GP	IA	IA	IA	GP	GP	GP	IA	-	10	1	0	6
J. Britt	C	IA	NFILL	NFILL	R/NFILL	R/NFILL	R/NFILL	R/NFILL	R/NFILL	R/NFILL	R/NFILL	R/NFILL	R/NFILL	R/NFILL	R/NFILL	R/NFILL	-	1	1	0	1
P. Brown	TE	TE	TE	IA	NOT	NOT	NOT	NOT	NOT	NOT	NOT		NOT	NOT	NOT	NOT	-	4	4	0	1
R. Burkhead	GP	GP	GP	GP	GP	GP	GP	GP	GP	GP	GP	IA	GP	GP	GP	GP	-	15	0	0	1
J. Camp	PS	PS	PS	PS	PS	PS	IA	GP	PS	PS	PS	PS	GP	PSI	PSI	PSI	-	2	0	0	1
A. Cann	RG	RG	RG	RG	RG	RG	IA	RG	RG	RG	RG	RG	RG	RG	RG	RG	-	15	15	0	1
B. Cashman	GP	GP	GP	LB	IA	GP	GP	GP	GP	GP	GP	GP	GP	GP	GP	GP	-	15	1	0	1
M. Collins	DT	DT	DT	DT	DT	DT	IA	IA	DT	DT	DT	DT	DT	DT	DT	DT	-	14	14	0	2
N. Collins	WR	GP	GP	WR	WR	WR	IA	IA	WR	WR	WR	GP	IA	IA	IR	IR	-	10	7	0	4
C. Conley	GP	GP	PS	PS	NOT	NOT	GP	NOT	NOT	NOT	NOT	NOT	NOT	^		NOT	-	4	1	0	0
B. Cooks	WR	WR	WR	WR	WR	WR	WR	IA	WR	WR	WR	IA	IA	IA	WR	WR	-	12	12	0	4
D. Davis	NOT	NOT	NOT	NOT	PS	PS	PS	PS	PS	PS	PS	PS	PS	PS	PS	PS	-	0	0	0	0
A. Deculus	IA	DNP	IA	IA	IA	IA	IA	IA	IA	IA	IA	IA	GP	GP	GP	GP	-	4	0	1	11
G. Doaks	PS	PS	PS	PS	PS	PS	PS	PS	PS	NOT	NOT	NOT	NOT	PS	PS	PS	-	0	0	0	0
P. Dorsett	GP	IA	GP	GP	GP	GP	WR	WR	GP	GP	GP	WR	WR	GP	GP	GP	-	15	4	0	1
J. Driskel	GP	GP	PS	PS	PS	PS	PS	PS	PS	PS	PS	PS	GP	QB	QB	GP	-	6	2	0	0
M. Dwumfour	GP	GP	GP	IA	GP	IR	IR	IR	IR	GP	GP	GP	NOT	NOT	NOT	NOT	-	7	0	0	1
D. Estrada	PS	PS	PS	PS	PS	PS	PSI	PSI	PSI	PSI	PSI	PSI	PSI	PSI	PSI	PSI	-	0	0	0	0
K. Fairbairn	GP	GP	GP	GP	GP	GP	GP	GP	GP	GP	GP	GP	GP	GP	GP	GP	-	16	0	0	0
C. Francis	PS	PS	PS	PS	PS	PS	PS	PS	PS	GP	GP	GP	PS	GP	IA	IA	-	4	0	0	2
R. Freeman	PS	PS	PS	PS	PS	PS	PS	PS	PS	PS	PS	PS	PS	GP	RB	GP	-	3	1	0	0
J. Greenard	DE	DE	DE	DE	IA	IR	IR	IR	IR	IR	IR	IR	IR	GP	GP	GP	-	7	4	0	1
K. Green	GP	LG	LG	LG	LG	LG	LG	LG	LG	LG	LG	LG	LG	IA	IA	LG	-	14	13	0	2
R. Green	IA	GP	GP	GP	DE	DE	DE	DE	DE	GP	GP	GP	GP	GP	GP	GP	-	15	5	0	1
K. Grugier-Hill	LB	LB	LB	LB	LB	LB	NOT	^	^	^	^	^	^	^	^	^	-	6	6	0	0
T. Hairston	GP	GP	FB	GP	GP	FB	FB	GP	FB	GP	GP	GP	IA	GP	GP	FB	-	15	5	0	1
J. Hansen	IA	IA	IA	IA	GP	IA	IA	GP	GP	GP	GP	GP	LB	LB	GP	GP	-	10	2	0	6
C. Harris	IR	IR	IR	IR	IR	GP	LB	LB	LB	LB	LB	LB	LB	LB	LB	LB	-	11	10	0	0
D. Harris	GP	IA	GP	IA	IA	IA	GP	NOT	PS	PS	PS	PS	PS	PS	PS	PS	-	3	0	0	4
C. Heck	OL	GP	GP	GP	GP	GP	GP	GP	GP	GP	GP	GP	GP	LT	LT	GP	-	16	3	0	0
N. Hewitt	GP	GP	GP	GP	GP	GP	GP	IA	IA	IA	GP	GP	GP	GP	GP	GP	-	13	0	0	3
K. Hinish	GP	GP	IA	GP	GP	GP	DT	DT	DT	GP	GP	GP	IA	GP	GP	GP	-	14	3	0	2
O. Howard	GP	TE	TE	TE	TE	TE	TE	TE	TE	TE	TE	IA	TE	TE	IA	TE	-	14	13	0	2
T. Howard	RT	RT	RT	RT	RT	RT	RT	RT	RT	RT	RT	RT	RT	RT	RT	RT	-	16	16	0	0
J. Hughes	DE	DE	DE	DE	DE	DE	DE	DE	GP	DE	DE	DE	DE	DE	DE	DE	-	16	15	0	0
B. Johnson	^	^	^	^	^	^	^	PS	^	^	^	^	^	^	^	^	-	0	0	0	0
J. Johnson III	PS	PS	PS	PS	PS	PS	PS	PS	PS	PS	PS	PS	PS	PS	PS	PS	-	0	0	0	0
J. Johnson	^	^	^	^	^	^	GP	DT	DT	NOT	NOT	NOT	NOT	NOT	NOT	NOT	-	3	2	0	0
Tyler Johnson	^	IA	IA	GP	GP	IA	NOT	NOT	NOT	NOT	NOT	NOT	NOT	NOT	NOT	NOT	-	2	0	0	3
Tyron Johnson	^	^	^	^	^	^	GP	WR	WR	NOT	NOT	NOT	NOT	NOT	NOT	NOT	-	3	2	0	0
C. Johnston	GP	GP	GP	GP	GP	GP	GP	GP	GP	GP	GP	GP	GP	GP	GP	GP	-	16	0	0	0
B. Jordan	GP	TE	IA	IA	IA	GP	GP	GP	IA	IA	IA	TE	GP	GP	GP	GP	-	10	2	0	6
D. King II	CB	CB	CB	GP	GP	GP	CB	GP	CB	KR	CB	CB	CB	CB	CB	CB	-	16	12	0	0
C. Kirksey	LB	LB	LB	LB	LB	LB	LB	LB	LB	LB	LB	LB	LB	LB	LB	LB	-	16	16	0	0
R. Lopez	DT	DT	DT	DT	DT	DT	GP	GP	GP	DT	DT	DT	DT	DT	DT	DT	-	16	13	0	0
T. McCollum	PS	PS	PS	PS	PS	PS	PS	PS	PS	PS	PS	PS	PS	PS	PS	PS	-	0	0	0	0
J. McCray	LG	GP	GP	GP	GP	GP	LG	IA	GP	GP	GP	GP	IA	DNP	GP	DNP	-	12	2	2	2
J. Metchie III	R/NFILL	R/NFILL	R/NFILL	R/NFILL	R/NFILL	R/NFILL	R/NFILL	R/NFILL	R/NFILL	R/NFILL	R/NFILL	R/NFILL	R/NFILL	R/NFILL	R/NFILL	R/NFILL	-	0	0	0	0
D. Mills	QB	QB	QB	QB	QB	QB	QB	QB	QB	QB	DNP	DNP	QB	QB	QB	QB	-	14	14	2	0
C. Moore	GP	GP	GP	WR	IA	GP	GP	WR	GP	GP	GP	GP	WR	WR	WR	WR	-	15	6	0	1
J. Morrissey	PS	PS	GP	GP	DNP	DNP	GP	DNP	GP	DNP	DNP	GP	GP	GP	GP	IA	-	8	0	5	1
E. Murray	GP	GP	GP	GP	GP	GP	GP	GP	GP	GP	GP	GP	GP	GP	GP	GP	-	16	0	0	0
S. Nelson	CB	CB	CB	CB	CB	CB	CB	CB	CB	CB	CB	CB	CB	IA	CB	CB	-	15	15	0	1
C. Ogbuehi	PSIR	PSIR	PSIR	NOT	NOT	NOT	NOT	NOT	NOT	NOT	NOT	NOT	NOT	NOT	NOT	NOT	-	0	0	0	0
D. Ogunbowale	GP	GP	GP	GP	GP	GP	GP	GP	GP	GP	RB	GP	GP	RB	GP	RB	-	16	3	0	0
O. Okoronkwo	GP	GP	GP	GP	GP	GP	GP	GP	GP	DE	DE	DE	DE	DE	DE	DE	-	16	7	0	0
J. Owens	S	S	S	S	S	S	S	S	S	S	S	S	S	S	S	S	-	16	16	0	0
D. Pierce	RB	RB	HB	RB	RB	RB	RB	RB	RB	RB	RB	RB	RB	IR	IR	IR	-	13	13	0	0
K. Pierre-Louis	GP	GP	IR	IR	IR	IR	IR	IR	IR	IR	IR	IR	IR	IR	IR	IR	-	2	0	0	0
J. Pitre	S	S	S	S	S	S	S	S	S	S	S	S	S	S	S	S	-	16	16	0	0
S. Quessenberry	DNP	C	C	C	C	C	C	C	C	C	C	C	C	C	C	C	-	15	15	1	0
T. Quitoriano	IR	IR	IR	IR	IR	IRD	IRD	GP	GP	TE	TE	TE	TE	TE	GP	IA	-	8	5	0	1
W. Redmond	^	^	^	^	^	^	^	^	^	GP	GP	PS	PS	GP	PS	PS	-	3	0	0	0
J. Reeves-Maybin	GP	GP	GP	GP	GP	GP	GP	GP	GP	GP	GP	GP	GP	GP	GP	GP	-	16	0	0	0
D. Rivers	IR	IR	IR	IR	IR	IR	IR	IR	IR	IR	IR	IR	IR	IR	IR	IR	-	0	0	0	0
A. Rodgers	^	^	^	^	^	^	^	^	^	IA	IA	GP	GP	WR	WR	GP	-	5	2	0	2
C. Rogers	NOT	NOT	NOT	NOT	NOT	NOT	NOT	NOT	NOT	NOT	NOT	PS	NOT	NOT	NOT	NOT	-	0	0	0	0
D. Ross	^	^	^	^	^	^	^	^	^	^	PS	PS	PS	PS	PS	PS	-	0	0	0	0
M. Schreck	PS	PS	PS	GP	TE	PS	PS	PS	PS	PS	PS	PS	PS	GP	PS	PS	-	3	1	0	0
K. Sheffield	IR	IR	IR	IR	IR	NOT	NOT	NOT	NOT	NOT	NOT	NOT	PS	NOT	NOT	NOT	-	0	0	0	0
T. Smith	GP	GP	GP	GP	GP	GP	GP	GP	GP	GP	GP	GP	GP	CB	GP	GP	-	16	1	0	0
T. Stallworth	^	^	^	^	^	^	^	^	^	^	^	^	GP	IR	IR	IR	-	1	0	0	0
J. Steckler	PS	PS	PS	PS	PS	PS	PS	PS	PSI	PSI	PSI	PSI	PSI	PSI	PSI	PSI	-	0	0	0	0
M. Stewart	GP	GP	GP	GP	GP	GP	GP	GP	GP	GP	GP	GP	GP	GP	GP	GP	-	16	0	0	0
D. Stingley Jr.	CB	DB	CB	CB	CB	CB	CB	CB	CB	IA	IA	IA	IA	IR	IR	IR	-	9	9	0	4
T. Thomas	IR	IR	IR	IR	IR	IR	IRD	GP	GP	CB	CB	CB	GP	GP	CB	CB	-	9	5	0	0
L. Tunsil	LT	LT	LT	LT	LT	LT	LT	LT	LT	LT	LT	LT	LT	LT	LT	LT	-	16	16	0	0
M. Turner	^	^	^	^	^	^	^	^	^	^	^	^	^	^	^	PS	-	0	0	0	0
T. Wallace-Simms	NOT	NOT	PS	PS	PS	PS	PS	PS	PS	PS	PS	PS	PS	PS	PS	PS	-	0	0	0	0
G. Wallow	IA	IA	GP	GP	LB	LB	GP	LB	GP	GP	IA	GP	GP	IA	GP	GP	-	12	3	0	4
J. Weeks	GP	GP	GP	GP	GP	GP	GP	GP	GP	GP	GP	GP	GP	GP	GP	GP	-	16	0	0	0
I. Yiadom	GP	GP	IA	IA	GP	IA	IA	IA	IA	NOT	NOT	NOT	NOT	NOT	NOT	NOT	-	3	0	0	6

PARTICIPATION KEY:

CAPS=Starter, GP=Games Played, IA=Inactive, DNP=Did Not Play, NOT=Not on Roster, IR=Reserve/Injured, PS=Practice Squad, IRD=Injured Reserve - Designated For Return, PSI=Practice Squad Injured, NOTT=Not on any Team, NFILL=Non-Football Illness, R/NFILL=Reserve/NFILL, PSIR=Practice Squad/Injured Reserve, ^=With Other Team

HOUSTON TEXANS

MISCELLANEOUS STATISTICS

THE LAST TIME

BY TEXANS		BY OPPONENT
	PASSING	
527 yards, Matt Schaub vs. Jacksonville, 11/18/12	500 YARDS PASSING	* Never Has Happened *
40 att., Davis Mills vs. Jacksonville, 01/01/23	40+ PASS ATTEMPTS	41 att., Patrick Mahomes vs. Kansas City, 12/18/22
50 att., Deshaun Watson vs. Denver, 12/08/19	50+ PASS ATTEMPTS	50 att., Matt Ryan vs. Indianapolis, 09/11/22
426 yards, Deshaun Watson vs. Atlanta, 10/06/19	400 YARDS PASSING	471 yards, Nick Foles @ Philadelphia, 12/23/18
319 yards, Davis Mills @ N.Y. Giants, 11/13/22	300 YARDS PASSING	336 yards, Patrick Mahomes vs. Kansas City, 12/18/22
6 tds, Ryan Fitzpatrick: (8, 7, 58, 34, 4, 1) vs. Tennessee, 11/30/14	SIX TOUCHDOWN PASSES	6 tds, Aaron Rodgers: (41, 6, 21, 1, 48, 18) vs. Green Bay, 10/14/12
* Never Has Happened *	SEVEN TOUCHDOWN PASSES	* Never Has Happened *
5 tds, Deshaun Watson vs. Atlanta, 10/06/19	FIVE+ TOUCHDOWN PASSES	5 tds, Tom Brady @ New England, 09/24/17
5 tds, Deshaun Watson: (6, 33, 8, 12, 44) vs. Atlanta, 10/06/19	FIVE TOUCHDOWN PASSES	5 tds, Tom Brady: (5, 7, 47, 42, 25) @ New England, 09/24/17
4 tds, Deshaun Watson: (2, 33, 40, 34) @ Detroit, 11/26/20	FOUR TOUCHDOWN PASSES	4 tds, Ryan Tannehill: (5, 14, 4, 3) vs. Tennessee, 01/09/22
3 tds, Davis Mills: (28, 7, 26) vs. Tennessee, 01/09/22	THREE TOUCHDOWN PASSES	3 tds, Matthew Stafford: (3, 2, 11) vs. L.A. Rams, 10/31/21
* Never Has Happened *	FOUR OR MORE INTERCEPTION GAME	* Never Has Happened *
3 ints, Glover Quin vs. Tennessee, 11/28/10	THREE INTERCEPTION GAME	* Never Has Happened *
2 ints, Tremon Smith @ Dallas, 12/11/22	TWO INTERCEPTION GAME	2 ints, Richard Sherman @ Seattle, 10/29/17
* Never Has Happened *	SEVEN+ INTERCEPTIONS THROWN	* Never Has Happened *
* Never Has Happened *	SIX INTERCEPTIONS THROWN	* Never Has Happened *
* Never Has Happened *	FIVE INTERCEPTIONS THROWN	* Never Has Happened *
4 ints, Davis Mills @ Buffalo, 10/03/21	FOUR INTERCEPTIONS THROWN	4 ints, Ryan Tannehill @ Tennessee, 11/21/21
3 ints, Tyrod Taylor @ Miami, 11/07/21	THREE INTERCEPTIONS THROWN	3 ints, Trevor Lawrence vs. Jacksonville, 09/12/21
2 ints, Kyle Allen vs. Cleveland, 12/04/22	TWO INTERCEPTIONS THROWN	2 ints, Malik Willis @ Tennessee, 12/24/22
	RUSHING	
* Never Has Happened *	300 YARDS RUSHING	* Never Has Happened *
231 yards, Arian Foster vs. Indianapolis, 09/12/10	200+ YARDS RUSHING	219 yards, Derrick Henry vs. Tennessee, 10/30/22
231 yards, Arian Foster vs. Indianapolis, 09/12/10	200 YARDS RUSHING	219 yards, Derrick Henry vs. Tennessee, 10/30/22
160 yards, Carlos Hyde @ Jacksonville, 11/03/19	150-199 YARDS RUSHING	152 yards, Saquon Barkley @ N.Y. Giants, 11/13/22
139 yards, Dameon Pierce vs. Philadelphia, 11/03/22	100 YARDS RUSHING	108 yards, Travis Etienne Jr. vs. Jacksonville, 01/01/23
139 yards, Dameon Pierce vs. Philadelphia, 11/03/22	100-149 YARDS RUSHING	108 yards, Travis Etienne Jr. vs. Jacksonville, 01/01/23
124 yards/115 yards, Arian Foster/Ben Tate vs. Cleveland, 11/06/11	TWO 100-YARD RUSHERS	126 yards/104 yards, Nick Chubb/Kareem Hunt @ Cleveland, 11/15/20
* Never Has Happened *	FIVE TOUCHDOWNS RUSHING	* Never Has Happened *
* Never Has Happened *	FOUR TOUCHDOWNS RUSHING	4 tds, Shaun Alexander: (4, 5, 1, 23) @ Seattle, 10/16/05
3 tds, Ben Tate: (8, 20, 10) vs. New England, 12/01/13	THREE TOUCHDOWNS RUSHING	3 tds, Josh Jacobs: (4, 7, 15) @ Las Vegas, 10/23/22
2 tds, Rex Burkhead: (25, 1) vs. L.A. Chargers, 12/26/21	TWO TOUCHDOWNS RUSHING	2 tds, Derrick Henry: (29, 1) vs. Tennessee, 10/30/22
* Never Has Happened *	TWO PLAYERS WITH TWO TD RUSHING	Derrick Henry: (52, 6)/Ryan Tannehill: (5, 5) vs. Tennessee, 01/03/21
Ryan Fitzpatrick: (4)/Arian Foster: (1)/Alfred Blue: (1) @ Jacksonville, 12/07/14	THREE PLAYERS WITH ONE TD RUSHING	Travis Etienne Jr.: (62)/JaMycal Hasty: (5)/Snoop Conner: (3) vs. Jacksonville, 01/01/23
160 yards, Carlos Hyde @ Jacksonville, 11/03/19	150 YARDS RUSHING	152 yards, Saquon Barkley @ N.Y. Giants, 11/13/22
31 att., Alfred Blue vs. Tampa Bay, 09/27/15	30+ RUSHING ATTEMPTS	35 att., Saquon Barkley @ N.Y. Giants, 11/13/22
51 yards, Royce Freeman vs. Kansas City, 12/18/22	50-74 YARD RUSHING	52 yards, Jerick McKinnon vs. Kansas City, 12/18/22
78 yards, Dameon Pierce @ Dallas, 12/11/22	75+ YARD RUSHING	108 yards, Travis Etienne Jr. vs. Jacksonville, 01/01/23
31 att., Alfred Blue vs. Tampa Bay, 09/27/15	30-39 RUSHING ATTEMPTS	35 att., Saquon Barkley @ N.Y. Giants, 11/13/22
* Never Has Happened *	40+ RUSHING ATTEMPTS	43 att., Rudi Johnson @ Cincinnati, 11/09/03
* Never Has Happened *	400 YARDS RUSHING (TEAM)	* Never Has Happened *
* Never Has Happened *	300 YARDS RUSHING (TEAM)	314 yards, Tennessee 17, Houston 10 vs. Tennessee, 10/30/22

216 yards, Houston 26, Jacksonville 3 @ Jacksonville, 11/03/19	200 YARDS RUSHING (TEAM)	281 yards, Chicago 23, Houston 20 @ Chicago, 09/25/22
216 yards, Houston 26, Jacksonville 3 @ Jacksonville, 11/03/19	200-299 YARDS RUSHING (TEAM)	281 yards, Chicago 23, Houston 20 @ Chicago, 09/25/22
216 yards, Houston 26, Jacksonville 3 @ Jacksonville, 11/03/19	200+ YARDS RUSHING (TEAM)	314 yards, Tennessee 17, Houston 10 vs. Tennessee, 10/30/22
* Never Has Happened *	300+ YARDS RUSHING (TEAM)	314 yards, Tennessee 17, Houston 10 vs. Tennessee, 10/30/22
RECEIVING		
141 yards/101 yards, Keke Coutee/Chad Hansen vs. Indianapolis, 12/06/20	TWO 100-YARD RECEIVERS	114 yards/103 yards, Adam Thielen/Justin Jefferson vs. Minnesota, 10/04/20
217 yards, Will Fuller V vs. Atlanta, 10/06/19	200 YARDS RECEIVING	223 yards, T.Y. Hilton vs. Indianapolis, 10/09/14
124 yards, Chris Moore @ Dallas, 12/11/22	100 YARDS RECEIVING	105 yards, Travis Kelce vs. Kansas City, 12/18/22
* Never Has Happened *	FOUR TOUCHDOWN RECEPTIONS	* Never Has Happened *
* Never Has Happened *	FIVE TOUCHDOWN RECEPTIONS	* Never Has Happened *
3 tds, Will Fuller V: (6, 33, 44) vs. Atlanta, 10/06/19	THREE TOUCHDOWN RECEPTIONS	3 tds, T.Y. Hilton: (10, 58, 9) vs. Indianapolis, 11/03/13
2 tds, O.J. Howard: (16, 22) vs. Indianapolis, 09/11/22	TWO TOUCHDOWN RECEPTIONS	2 tds, Dawson Knox: (25, 1) @ Buffalo, 10/03/21
Jordan Thomas: (13, 2)/DeAndre Hopkins: (49, 2) vs. Miami, 10/25/18	TWO PLAYERS WITH TWO TD RECEPTIONS	Jimmy Graham: (1, 18)/Paul Richardson: (20, 7) @ Seattle, 10/29/17
166 yards, Brandin Cooks vs. Tennessee, 01/03/21	150 YARDS RECEIVING	151 yards, A.J. Brown vs. Tennessee, 01/03/21
10 , Chris Moore @ Dallas, 12/11/22	10 OR MORE RECEPTIONS	10 /10 , Travis Kelce/JuJu Smith-Schuster vs. Kansas City, 12/18/22
124 yards, Chris Moore @ Dallas, 12/11/22	100-149 YARDS RECEIVING	105 yards, Travis Kelce vs. Kansas City, 12/18/22
166 yards, Brandin Cooks vs. Tennessee, 01/03/21	150-199 YARDS RECEIVING	151 yards, A.J. Brown vs. Tennessee, 01/03/21
217 yards, Will Fuller V vs. Atlanta, 10/06/19	200-299 YARDS RECEIVING	223 yards, T.Y. Hilton vs. Indianapolis, 10/09/14
* Never Has Happened *	300+ YARDS RECEIVING	* Never Has Happened *
COMBINED YARDS		
128 yards/324 yards, David Johnson/Deshaun Watson vs. Cincinnati, 12/27/20	100-YARD RUSHER AND 300-YARD PASSER	161 yards/352 yards, Jonathan Taylor/Matt Ryan vs. Indianapolis, 09/11/22
113 yards/301 yards, Danny Amendola/Davis Mills vs. Tennessee, 01/09/22	100-YARD RECEIVER AND 300-YARD PASSER	105 yards/336 yards, Travis Kelce/Patrick Mahomes vs. Kansas City, 12/18/22
128 yards/134 yards, David Johnson/Brandin Cooks vs. Cincinnati, 12/27/20	100-YARD RUSHER AND 100-YARD RECEIVER	161 yards/121 yards, Jonathan Taylor/Michael Pittman Jr. vs. Indianapolis, 09/11/22
128 yards/324 yards/134 yards, David Johnson/Deshaun Watson Brandin Cooks vs. Cincinnati, 12/27/20	100-YARD RUSHER, 300-YARD PASSER, 100-YARD RECEIVER	161 yards/352 yards/121 yards, Jonathan Taylor/Matt Ryan Michael Pittman Jr. vs. Indianapolis, 09/11/22
* Never Has Happened *	100-YARD RUSHER/TWO 100-YARD RECEIVERS	130 yards/114/103 yards, Dalvin Cook/Adam Thielen/Justin Jefferson vs. Minnesota, 10/04/20
141/101 yards/341 yards, Keke Coutee/Chad Hansen/Deshaun Watson vs. Indianapolis, 12/06/20	TWO 100-YARD RECEIVERS/300-YARD PASSER	123/101 yards/370 yards, Michael Thomas/Ted Ginn Jr./Drew Brees @ New Orleans, 09/09/19
DEFENSE		
48 yards, Tavierre Thomas: (1:59) (Shotgun) 10-J.Herbert pass short right intended for 87-J.Cook INTERCEPTED by 37-T.Thomas at LAC 48. 37-T.Thomas for 48 yards, TOUCHDOWN. vs. L.A. Chargers, 12/26/21	INTERCEPTED PASS RETURNED FOR A TOUCHDOWN	16 yards, Tony Fields II: (9:36) 3-K.Allen pass short middle intended for 33-D.Ogunbowale INTERCEPTED by 42-T.Fields (69-C.Winovich) at HST 16. 42-T.Fields for 16 yards, TOUCHDOWN. vs. Cleveland, 12/04/22
0 yards, Jadeveon Clowney: (5:30) (Shotgun) 12-A.Luck Aborted. 78-R.Kelly FUMBLES at IND 0, RECOVERED by HST-90-J.Clowney at IND 0. TOUCHDOWN. @ Indianapolis, 09/30/18	FUMBLE RETURNED FOR A TOUCHDOWN	16 yards, Xavien Howard: (5:10) (Shotgun) 3-K.Allen pass short right to 88-J.Akins to HST 18 for 7 yards (28-K.Kohou, 21-E.Rowe). FUMBLES (21-E.Rowe), RECOVERED by MIA-25-X.Howard at HST 16. 25-X.Howard for 16 yards, TOUCHDOWN. @ Miami, 11/27/22
Roy Lopez: (12:00) 74-C.Hubbard reported in as eligible. 24-N.Chubb up the middle tackled in End Zone for -1 yards, SAFETY (91-R.Lopez). vs. Cleveland, 12/04/22	SAFETY SCORED	Khalil Mack: (6:07) (Shotgun) 4-D.Watson sacked in End Zone for -9 yards, SAFETY (52-K.Mack). @ Chicago, 12/13/20
Houston 20, Tennessee 0 vs. Tennessee, 11/28/10	SHUTOUT	Indianapolis 31, Houston 0 vs. Indianapolis, 12/05/21
* Never Has Happened *	FIVE+ SACK GAME	* Never Has Happened *
* Never Has Happened *	SIX+ SACK GAME	* Never Has Happened *
* Never Has Happened *	FIVE SACK GAME	* Never Has Happened *
4.0 sk, Connor Barwin @ Jacksonville, 11/27/11	FOUR SACK GAME	4.0 sk, Calais Campbell vs. Jacksonville, 09/10/17

3.0 sk, J.J. Watt vs. N.Y. Giants, 09/23/18	THREE SACK GAME	3.0 sk, Javon Hargrave vs. Philadelphia, 11/03/22
2.0 sk, Ogbonnia Okoronkwo @ Tennessee, 12/24/22	TWO SACK GAME	2.0 sk/2.0 sk, Jonathan Allen/Montez Sweat vs. Washington, 11/20/22
* Never Has Happened *	TWO INTERCEPTIONS BY TEAMMATES	* Never Has Happened *
2 fr, J.J. Watt @ Arizona, 11/10/13	TWO OPPONENT FUMBLE RECOVERIES	2 fr, Desmond Trufant @ Atlanta, 10/04/15
82 yards, Kamu Grugier-Hill @ Tennessee, 11/21/21	70+ YARD INTERCEPTION RETURN	73t yards, Duron Harmon @ Las Vegas, 10/23/22
2 ints, Tremon Smith @ Dallas, 12/11/22	TWO INTERCEPTIONS	2 ints, Richard Sherman @ Seattle, 10/29/17
3 ints, Glover Quin vs. Tennessee, 11/28/10	THREE INTERCEPTIONS	* Never Has Happened *
* Never Has Happened *	FOUR INTERCEPTIONS	* Never Has Happened *
21 yards, Washington 23, Houston 10 vs. Washington, 11/20/22	LESS THAN 25 RUSHING YARDS	24 yards, Houston 20, Tennessee 0 vs. Tennessee, 11/28/10
36 yards, Miami 30, Houston 15 @ Miami, 11/27/22	LESS THAN 50 RUSHING YARDS	47 yards, Miami 17, Houston 9 @ Miami, 11/07/21
66 yards, Miami 30, Houston 15 @ Miami, 11/27/22	LESS THAN 100 RUSHING YARDS	84 yards, Jacksonville 31, Houston 3 vs. Jacksonville, 01/01/23
-5 yards, Houston 23, Las Vegas 14 @ Oakland, 12/03/06	LESS THAN 50 NET PASSING YARDS	40 yards, Tennessee 17, Houston 10 vs. Tennessee, 10/30/22
57 yards, Indianapolis 31, Houston 0 vs. Indianapolis, 12/05/21	LESS THAN 100 NET PASSING YARDS	88 yards, Houston 19, Tennessee 14 @ Tennessee, 12/24/22
88 yards, Houston 19, Tennessee 14 @ Tennessee, 12/24/22	LESS THAN 150 NET PASSING YARDS	125 yards, Kansas City 30, Houston 24 vs. Kansas City, 12/18/22
119 yards, Houston 20, Jacksonville 3 vs. Jacksonville, 12/30/18	LESS THAN 150 YARDS NET OFFENSE	148 yards, Washington 23, Houston 10 vs. Washington, 11/20/22
119 yards, Houston 20, Jacksonville 3 vs. Jacksonville, 12/30/18	LESS THAN 200 YARDS NET OFFENSE	148 yards, Washington 23, Houston 10 vs. Washington, 11/20/22
272 yards, Houston 19, Tennessee 14 @ Tennessee, 12/24/22	LESS THAN 300 YARDS NET OFFENSE	277 yards, Jacksonville 31, Houston 3 vs. Jacksonville, 01/01/23
4 to, Cleveland 27, Houston 14 vs. Cleveland, 12/04/22	FORCED FOUR TURNOVERS	4 to, Houston 26, Jacksonville 3 @ Jacksonville, 11/03/19
5 to, Buffalo 40, Houston 0 @ Buffalo, 10/03/21	FORCED FIVE+ TURNOVERS	5 to, Houston 22, Tennessee 13 @ Tennessee, 11/21/21
1 to, Jacksonville 31, Houston 3 vs. Jacksonville, 01/01/23	AT LEAST ONE TURNOVER	2 to, Jacksonville 31, Houston 3 vs. Jacksonville, 01/01/23
3 to, Houston 19, Tennessee 14 @ Tennessee, 12/24/22	FORCED THREE+ TURNOVERS	4 to, Cleveland 27, Houston 14 vs. Cleveland, 12/04/22
	SPECIAL TEAMS	
98 yards, Tremon Smith: 15-M.Wright kicks 63 yards from JAX 35 to HST 2. 24-T.Smith for 98 yards, TOUCHDOWN. JAX-2-R.Jenkins was injured during the play. He is Out. @ Jacksonville, 12/19/21	KICKOFF RETURNED FOR A TOUCHDOWN	100 yards, Marqise Lee: 8-N.Novak kicks 65 yards from HST 35 to JAX 0. 11-M.Lee for 100 yards, TOUCHDOWN. PENALTY on JAX-11-M.Lee, Unsportsmanlike Conduct, 15 yards, enforced between downs. vs. Jacksonville, 12/18/16
67 yards, Will Fuller V: (1:12) 6-B.Kern punts 45 yards to HST 33, Center-48-B.Brinkley. 15-W.Fuller for 67 yards, TOUCHDOWN. (The Punt Hangtime Was 3.65 seconds.) vs. Tennessee, 10/02/16	PUNT RETURNED FOR A TOUCHDOWN	76 yards, Donovan Peoples-Jones: (4:00) 11-C.Johnston punts 60 yards to CLV 24, Center-46-J.Weeks. 11-D.Peoples-Jones for 76 yards, TOUCHDOWN. vs. Cleveland, 12/04/22
* Never Has Happened *	BLOCKED FIELD GOAL RETURNED FOR A TOUCHDOWN	* Never Has Happened *
Alfred Blue: (2:15) 5-T.Way punt is BLOCKED by 28-A.Blue, Center-57-N.Sundberg, RECOVERED by HST-28-A.Blue at WAS 5. 28-A.Blue for 5 yards, TOUCHDOWN. vs. Washington, 09/07/14	BLOCKED PUNT RETURNED FOR A TOUCHDOWN	* Never Has Happened *
56 yards, Ka'imi Fairbairn: (5:54) 7-K.Fairbairn 56 yard field goal is GOOD, Center-46-J.Weeks, Holder-11-C.Johnston. vs. Jacksonville, 01/01/23	MADE FIELD GOAL OF 50 YARDS OR LONGER	53 yards, Riley Patterson: (6:10) 10-R.Patterson 53 yard field goal is GOOD, Center-46-R.Matiscik, Holder-9-L.Cooke. vs. Jacksonville, 01/01/23
41 yards, Joey Slye: (2:03) 16-J.Slye 41 yard field goal is BLOCKED (36-M.Stewart), Center-46-J.Weeks, Holder-11-C.Johnston. @ Cleveland, 09/19/21	BLOCKED FIELD GOAL	27 yards, Stephen Gostkowski: (8:57) 3-S.Gostkowski 27 yard field goal is BLOCKED (20-Ju.Reid), Center-48-B.Brinkley, Holder-6-B.Kern, RECOVERED by HST-28-M.Thomas at HST 21. 28-M.Thomas to HST 21 for no gain (75-J.Douglas). @ Tennessee, 10/18/20
Shane Lechler: (10:41) 9-S.Lechler punt is BLOCKED by 98-D.Moore, Center-46-J.Weeks, ball out of bounds at HST 29. HST-9-S.Lechler was injured during the play. @ N.Y. Giants, 09/21/14	BLOCKED PUNT	JK Scott: (12:17) 6-J.Scott punt is BLOCKED by 38-B.Howell, Center-43-H.Bradley, RECOVERED by HST-51-D.Cole at GB 32. PENALTY on GB-29-K.Hollman, Illegal Use of Hands, 10 yards, enforced at GB 32. vs. Green Bay, 10/25/20

Ka'imi Fairbairn: 7-K.Fairbairn extra point is No Good, Wide Left, Center-46-J.Weeks, Holder-11-C.Johnston. @ Tennessee, 11/21/21	MISSED POINT AFTER TOUCHDOWN ATTEMPT	Harrison Butker: 7-H.Butker extra point is No Good, Wide Left, Center-41-J.Winchester, Holder-5-T.Townsend. vs. Kansas City, 12/18/22
Kai Forbath [J.J. Watt blocked]: 2-K.Forbath extra point is Blocked (99-J.Watt), Center-57-N.Sundberg, Holder-5-T.Way. vs. Washington, 09/07/14	POINT AFTER TOUCHDOWN ATTEMPT BLOCKED	Ka'imi Fairbairn [Cody Davis blocked]: 7-K.Fairbairn extra point is Blocked (22-C.Davis), Center-46-J.Weeks, Holder-9-B.Anger. DEFENSIVE TWO-POINT ATTEMPT. 53-M.Smith recovered the blocked kick. ATTEMPT FAILS. @ Jacksonville, 11/03/19
Chris Moore: 7-K.Fairbairn kicks onside 15 yards from HST 35 to 50. RECOVERED by HST-15-C.Moore. vs. L.A. Rams, 10/31/21	SUCCESSFUL ONSIDE KICK	Pat McAfee: 1-P.McAfee kicks onside 11 yards from IND 35 to IND 46. RECOVERED by IND-1-P.McAfee. vs. Indianapolis, 10/09/14
5 fg, Ka'imi Fairbairn: (41, 32, 53, 49, 40) @ N.Y. Jets, 12/15/18	FIVE FIELD GOALS	5 fg, Harrison Butker: (35, 42, 41, 35, 49) vs. Kansas City, 10/08/17
6 fg, Randy Bullock: (35, 25, 30, 20, 39, 33) vs. Baltimore, 12/21/14	SIX FIELD GOALS	8 fg, Rob Bironas: (52, 25, 21, 30, 28, 43, 29, 29) vs. Tennessee, 10/21/07
56 yards, Ka'imi Fairbairn: (5:54) 7-K.Fairbairn 56 yard field goal is GOOD, Center-46-J.Weeks, Holder-11-C.Johnston. vs. Jacksonville, 01/01/23	50-59 YARD FIELD GOAL	53 yards, Riley Patterson: (6:10) 10-R.Patterson 53 yard field goal is GOOD, Center-46-R.Matiscik, Holder-9-L.Cooke. vs. Jacksonville, 01/01/23
4 fg, Ka'imi Fairbairn: (24, 43, 28, 51) vs. Tennessee, 01/03/21	FOUR FIELD GOALS	4 fg, Nick Folk: (52, 52, 32, 21) vs. New England, 10/10/21
61 yards, Ka'imi Fairbairn: (:04) 7-K.Fairbairn 61 yard field goal is GOOD, Center-46-J.Weeks, Holder-11-C.Johnston. vs. Seattle, 12/12/21	60+ YARD FIELD GOAL	* Never Has Happened *
3 fg, Ka'imi Fairbairn: (43, 50, 54) @ Dallas, 12/11/22	THREE FIELD GOALS	3 fg, Jason Sanders: (45, 23, 35) @ Miami, 11/27/22
57 yards, Tyler Ervin @ Jacksonville, 11/13/16	50-69 YARD PUNT RETURN	51 yards, Griff Whalen @ Indianapolis, 12/15/13
87t yards, Keshawn Martin vs. Oakland, 11/17/13	70-89 YARD PUNT RETURN	76t yards, Donovan Peoples-Jones vs. Cleveland, 12/04/22
60 yds, Cameron Johnston @ Dallas, 12/11/22	60-69 YARD PUNT	61 yds, Ryan Stonehouse @ Tennessee, 12/24/22
* Never Has Happened *	90+ YARD PUNT RETURN	* Never Has Happened *
71 yds, Bryan Anger vs. Carolina, 09/29/19	70+ YARD PUNT	70 yds, Matt Haack vs. Indianapolis, 09/11/22
50 yards, Desmond King II vs. Cleveland, 12/04/22	50-69 YARD KICKOFF RETURN	50 yards, Griff Whalen vs. Indianapolis, 10/08/15
11 punts, Shane Lechler @ Jacksonville, 12/17/17	PUNTED 10+ TIMES	11 punts, Marquette King vs. Oakland, 11/17/13
84t yards, Jerome Mathis vs. Indianapolis, 09/23/07	70-89 YARD KICKOFF RETURN	71 yards, Fred Jackson @ Buffalo, 11/01/09
98t yards, Tremon Smith @ Jacksonville, 12/19/21	90+ YARD KICKOFF RETURN	100t yards, Marqise Lee vs. Jacksonville, 12/18/16
	TEAM/MISCELLANEOUS	
592 yards, Houston 592, Atlanta 373 vs. Atlanta, 10/06/19	500 TOTAL YARDS OF OFFENSE	502 yards, Kansas City 502, Houston 219 vs. Kansas City, 12/18/22
404 yards, Houston 404, Las Vegas 400 @ Las Vegas, 10/23/22	400 TOTAL YARDS OF OFFENSE	404 yards, Dallas 404, Houston 327 @ Dallas, 12/11/22
* Never Has Happened *	TOUCHDOWN ON OFFENSE, DEFENSE AND SPECIAL TEAMS	ST: (6:05) S.Bradford pass short right to C.Harkey for 2 yards, TOUCHDOWN.ST: (2:48) S.Bradford pass short left to L.Kendricks for 2 yards, TOUCHDOWN.ST: (7:46) S.Bradford pass short left to B.Quick for 4 yards, TOUCHDOWN.DEF: (:50) (Shotgun) T.Yates pass short right intended for G.Graham INTERCEPTED by A.Ogletree at SL 2. A.Ogletree for 98 yards, TOUCHDOWN.OFF: G.Zuerlein kicks 70 yards from SL 35 to HST -5. K.Martin to HST 10 for 15 yards (R.McLeod). FUMBLES (R.McLeod), RECOVERED by SL-D.Bates at HST 11. D.Bates for 11 yards, TOUCHDOWN. vs. St. Louis, 10/13/13
Davis Mills: TWO-POINT CONVERSION ATTEMPT. 10-D.Mills pass to 89-D.Amendola is complete. ATTEMPT SUCCEEDS. vs. Tennessee, 01/09/22	MADE TWO-POINT CONVERSION	Patrick Mahomes: TWO-POINT CONVERSION ATTEMPT. 15-P.Mahomes pass to 1-J.McKinnon is complete. ATTEMPT SUCCEEDS. vs. Kansas City, 12/18/22
Davis Mills: TWO-POINT CONVERSION ATTEMPT. 10-D.Mills pass to 19-A.Rodgers is incomplete. ATTEMPT FAILS. @ Tennessee, 12/24/22	FAILED TWO-POINT CONVERSION	Justin Herbert/Justin Jackson: (Pass formation) TWO-POINT CONVERSION ATTEMPT. 10-J.Herbert pass to 27-J.Kelley is incomplete. ATTEMPT FAILS.(Run formation) TWO-POINT CONVERSION ATTEMPT. 22-J.Jackson rushes right end. ATTEMPT FAILS. vs. L.A. Chargers, 12/26/21
Houston 53, Atlanta 32 vs. Atlanta, 10/06/19	50 POINTS	* Never Has Happened *
Houston 41, L.A. Chargers 29 vs. L.A. Chargers, 12/26/21	40 POINTS	Buffalo 40, Houston 0 @ Buffalo, 10/03/21
Houston 19, Dallas 16 vs. Dallas, 10/07/18	OVERTIME WIN	Kansas City 30, Houston 24 vs. Kansas City, 12/18/22

Kansas City 30, Houston 24 vs. Kansas City, 12/18/22	OVERTIME LOSS	Houston 19, Dallas 16 vs. Dallas, 10/07/18
Indianapolis 20, Houston 20 vs. Indianapolis, 09/11/22	OVERTIME TIE	Indianapolis 20, Houston 20 vs. Indianapolis, 09/11/22
* Never Has Happened *	20 FIRST-QUARTER POINTS	Miami 21, Houston 0 @ Miami, 10/25/15
Houston 20, Kansas City 0 @ Kansas City, 10/13/19	20 SECOND-QUARTER POINTS	Miami 20, Houston 0 @ Miami, 11/27/22
* Never Has Happened *	20 THIRD-QUARTER POINTS	L.A. Rams 21, Houston 0 @ L.A. Rams, 11/12/17
Houston 24, L.A. Chargers 14 vs. L.A. Chargers, 12/26/21	20 FOURTH-QUARTER POINTS	Las Vegas 21, Houston 0 @ Las Vegas, 10/23/22
Houston 20, Tennessee 0 vs. Tennessee, 11/28/10	SHUTOUT AT HOME	Indianapolis 31, Houston 0 vs. Indianapolis, 12/05/21
Houston 21, Jacksonville 0 @ Jacksonville, 12/26/04	SHUTOUT ON THE ROAD	Buffalo 40, Houston 0 @ Buffalo, 10/03/21
Houston 19, Dallas 16 vs. Dallas, 10/07/18	OVERTIME WIN AT HOME	Kansas City 30, Houston 24 vs. Kansas City, 12/18/22
Houston 37, Indianapolis 34 @ Indianapolis, 09/30/18	OVERTIME WIN ON THE ROAD	Tennessee 42, Houston 36 @ Tennessee, 10/18/20
10 pen, Houston 41, L.A. Chargers 29 vs. L.A. Chargers, 12/26/21	10 PENALTIES	10 pen, Kansas City 30, Houston 24 vs. Kansas City, 12/18/22
3 td, Kansas City 30, Houston 24 (1:04) (Shotgun) D.Mills pass short right to T.Quitoriano for 8 yards, TOUCHDOWN. (9:28) (Shotgun) D.Mills scrambles left end for 17 yards, TOUCHDOWN. (1:30) (Shotgun) D.Mills pass short middle to J.Akins for 12 yards, TOUCHDOWN. Penalty on KC-W.Gay, Illegal Contact, declined. vs. Kansas City, 12/18/22	THREE TOTAL TOUCHDOWNS	3 td, Dallas 27, Houston 23 (11:25) (Shotgun) T.Pollard right end for 11 yards, TOUCHDOWN. (12:34) (Shotgun) D.Prescott pass short left to T.Pollard for 10 yards, TOUCHDOWN. (:46) (Shotgun) E.Elliott up the middle for 2 yards, TOUCHDOWN. @ Dallas, 12/11/22
0 to, Houston 13, Jacksonville 6 @ Jacksonville, 10/09/22	NO TURNOVERS	0 to, Washington 23, Houston 10 vs. Washington, 11/20/22
4 td, Houston 37, Jacksonville 21 (6:43) J.McCray reported in as eligible. M.Ingram left tackle for 1 yard, TOUCHDOWN. (2:30) (Shotgun) Ty.Taylor pass short left to D.Johnson for 7 yards, TOUCHDOWN. (:12) (Shotgun) Ty.Taylor pass short middle to D.Amendola for 8 yards, TOUCHDOWN. (3:28) (Shotgun) Direct snap to M.Ingram. P.Lindsay left end for 5 yards, TOUCHDOWN. vs. Jacksonville, 09/12/21	FOUR TOTAL TOUCHDOWNS	4 td, Jacksonville 31, Houston 3 (8:29) (Shotgun) J.Hasty left guard for 5 yards, TOUCHDOWN. (12:30) (Shotgun) T.Etienne left tackle for 62 yards, TOUCHDOWN. (11:43) (Shotgun) D.Mills sacked at HST 18 for -7 yards (J.Allen). FUMBLES (J.Allen), touched at HST 16, RECOVERED by JAX-T.Campbell at HST 12. T.Campbell for 12 yards, TOUCHDOWN. (9:31) (No Huddle, Shotgun) S.Conner right guard for 3 yards, TOUCHDOWN. vs. Jacksonville, 01/01/23
43:17 TOP, Houston 27, Jacksonville 7 @ Jacksonville, 09/16/12	OVER 40:00 TIME OF POSSESSION (NON-OT)	41:35 TOP, Indianapolis 31, Houston 0 vs. Indianapolis, 12/05/21
@ Tennessee, 11/21/21	NO SACKS/NO INTERCEPTIONS ALLOWED	vs. Washington, 11/20/22
(7, 7, 7, 7 Points), Houston 28, New England 22 vs. New England, 12/01/19	SCORE TOUCHDOWN IN EACH QUARTER	(7, 7, 7, 8 Points), Philadelphia 29, Houston 17 vs. Philadelphia, 11/03/22
37 (second half), Houston 53, Atlanta 32 vs. Atlanta, 10/06/19	30 ONE-HALF POINTS	30 (first half), Miami 30, Houston 15 @ Miami, 11/27/22
Houston 26, Jacksonville 3 @ Jacksonville, 11/03/19	WON GAME BY 20+ POINTS	Jacksonville 31, Houston 3 vs. Jacksonville, 01/01/23

TEXANS : BY SEASON	(AS OF JAN 3, 2023, 3:14 AM PST)					2022 : REGULAR SEASON
	HIGH	DATE	OPPONENT	LOW	DATE	OPPONENT
Points	24	10/2	vs. L.A. Chargers	3	1/1	vs. Jacksonville
Points in a Quarter	10	9/11	vs. Indianapolis	0	9/11 9/18 9/25 10/2 10/9 10/23 10/30 11/3 11/13 11/20 11/27 12/11 12/24 1/1	vs. Indianapolis at Denver at Chicago vs. L.A. Chargers at Jacksonville at Las Vegas vs. Tennessee vs. Philadelphia at N.Y. Giants vs. Washington at Miami at Dallas at Tennessee vs. Jacksonville
Points in a Half	20	12/11	at Dallas	0	11/20 11/27 1/1	vs. Washington at Miami vs. Jacksonville
Total Touchdowns	3	10/2	vs. L.A. Chargers	0	9/18 1/1	at Denver vs. Jacksonville
Total Plays	68	9/11	vs. Indianapolis	51	10/30	vs. Tennessee
Total Net Yards	404	10/23	at Las Vegas	148	11/20	vs. Washington
Total First Downs	22	11/13	at N.Y. Giants	10	10/30	vs. Tennessee
First Downs Rushing	10	11/3	vs. Philadelphia	2	10/2	vs. L.A. Chargers
First Downs Passing	15	11/13	at N.Y. Giants	5	10/30	vs. Tennessee
First Down Penalties	5	12/18	vs. Kansas City	0	10/23 12/11 12/24	at Las Vegas at Dallas at Tennessee
Third Down Efficiency	60.0%	10/23	at Las Vegas	8.3%	12/4	vs. Cleveland
Average Yards Per Play	6.5	10/2	vs. L.A. Chargers	2.7	11/20	vs. Washington
Total Net Yards Rushing	168	11/3	vs. Philadelphia	21	11/20	vs. Washington
Rushing Attempts	37	12/11	at Dallas	14	10/2 11/27	vs. L.A. Chargers at Miami
Rushing Average Yards	9.4	10/2	vs. L.A. Chargers	1.3	11/20	vs. Washington
Rushing Touchdowns	1	9/25	at Chicago	0	9/11 9/18 10/23 10/30 11/3 11/13 12/4 12/24 1/1	vs. Indianapolis at Denver at Las Vegas vs. Tennessee vs. Philadelphia at N.Y. Giants vs. Cleveland at Tennessee vs. Jacksonville
Total Net Yards Passing	296	10/23	at Las Vegas	118	10/30	vs. Tennessee
Passing Attempts	44	1/1	vs. Jacksonville	22	11/3	vs. Philadelphia
Passing Completions	28	10/23	at Las Vegas	13	11/3	vs. Philadelphia
Passing Touchdowns	2	9/11	vs. Indianapolis	0	9/18 10/9 11/20 1/1	at Denver at Jacksonville vs. Washington vs. Jacksonville
Passing Yards Average	7.9	12/11	at Dallas	3.3	11/20	vs. Washington
Passes Thrown for Interception	2	9/25	at Chicago	0	9/11 9/18 10/9 12/18 1/1	vs. Indianapolis at Denver at Jacksonville vs. Kansas City vs. Jacksonville
Times Sacked	5	11/20	vs. Washington	0	12/4 12/11	vs. Cleveland at Dallas
QB Sacks	5	11/20	vs. Washington	0	12/4 12/11	vs. Cleveland at Dallas
Sack Yards Lost	42	11/20	vs. Washington	0	12/4 12/11	vs. Cleveland at Dallas
Total Punts	8	10/30	vs. Tennessee	1	10/23	at Las Vegas
Total Punt Yards	374	10/30	vs. Tennessee	55	10/23	at Las Vegas
Punt Gross Average Yards	55	10/23	at Las Vegas	44.2	12/24	at Tennessee

Punt Net Average Yards	55	10/23	at Las Vegas	35.4	12/4	vs. Cleveland
Punt Returns	5	11/27	at Miami	0	9/11	vs. Indianapolis
Punt Return Yards	81	11/27	at Miami	-2	11/3	vs. Philadelphia
Punt Return Yards Average	31.0	9/25	at Chicago	-2.0	11/3	vs. Philadelphia
Kickoff Returns	4	10/23	at Las Vegas	0	9/11 9/25 11/3 11/20 12/11 12/18	vs. Indianapolis at Chicago vs. Philadelphia vs. Washington at Dallas vs. Kansas City
Kickoff Return Yards	99	1/1	vs. Jacksonville	0	9/11 9/25 11/3 11/20 12/11 12/18	vs. Indianapolis at Chicago vs. Philadelphia vs. Washington at Dallas vs. Kansas City
Total Penalties	9	10/2	vs. L.A. Chargers	2	11/20	vs. Washington
Penalty Yards	94	9/18	at Denver	14	10/23	at Las Vegas
Total Fumbles	3	9/25	at Chicago	0	10/9 10/23 10/30 11/3 11/20	at Jacksonville at Las Vegas vs. Tennessee vs. Philadelphia vs. Washington
Fumbles Lost	2	12/4	vs. Cleveland	0	9/18 9/25 10/2 10/9 10/23 10/30 11/3 11/20 12/24	at Denver at Chicago vs. L.A. Chargers at Jacksonville at Las Vegas vs. Tennessee vs. Philadelphia vs. Washington at Tennessee
Time of Possession	33:14	12/11	at Dallas	25:04	11/20	vs. Washington
Turnovers	4	12/4	vs. Cleveland	0	9/18 10/9	at Denver at Jacksonville
Attendance	93,843	12/11	at Dallas	60,018	10/9	at Jacksonville

OPPONENTS : BY SEASON	(AS OF JAN 3, 2023, 3:14 AM PST)					2022 : REGULAR SEASON
	HIGH	DATE	OPPONENT	LOW	DATE	OPPONENT
Points	38	10/23	at Las Vegas	6	10/9	at Jacksonville
Points in a Quarter	21	10/23	at Las Vegas	0	9/11 9/18 10/2 10/9 10/30 11/13 11/20 11/27 12/4 12/11 12/18 12/24	vs. Indianapolis at Denver vs. L.A. Chargers at Jacksonville vs. Tennessee at N.Y. Giants vs. Washington at Miami vs. Cleveland at Dallas vs. Kansas City at Tennessee
Points in a Half	30	11/27	at Miami	0	10/9 11/27	at Jacksonville at Miami
Total Touchdowns	5	10/23	at Las Vegas	0	10/9	at Jacksonville
Total Plays	90	9/11	vs. Indianapolis	55	10/23	at Las Vegas
Total Net Yards	517	9/11	vs. Indianapolis	272	12/24	at Tennessee
Total First Downs	33	9/11	vs. Indianapolis	14	12/4	vs. Cleveland
First Downs Rushing	13	10/30	vs. Tennessee	4	11/27	at Miami
First Downs Passing	20	9/11	vs. Indianapolis	3	10/30	vs. Tennessee
First Down Penalties	4	9/18	at Denver	0	9/25 10/30 12/11	at Chicago vs. Tennessee at Dallas
Third Down Efficiency	53.3%	12/11	at Dallas	23.1%	11/20	vs. Washington
Average Yards Per Play	7.3	10/23	at Las Vegas	4.7	11/27 12/24	at Miami at Tennessee
Total Net Yards Rushing	314	10/30	vs. Tennessee	66	11/27	at Miami
Rushing Attempts	47	11/13	at N.Y. Giants	26	10/9 11/27	at Jacksonville at Miami
Rushing Average Yards	7	9/25	at Chicago	2.5	11/27	at Miami
Rushing Touchdowns	3	10/23	at Las Vegas	0	9/18 10/9 12/4	at Denver at Jacksonville vs. Cleveland
Total Net Yards Passing	340	9/11	vs. Indianapolis	40	10/30	vs. Tennessee
Passing Attempts	50	9/11	vs. Indianapolis	10	10/30	vs. Tennessee
Passing Completions	36	12/18	vs. Kansas City	6	10/30	vs. Tennessee
Passing Touchdowns	2	10/2	vs. L.A. Chargers	0	9/25 10/9 10/30 11/20 12/4 12/24 1/1	at Chicago at Jacksonville vs. Tennessee vs. Washington vs. Cleveland at Tennessee vs. Jacksonville
Passing Yards Average	8.8	11/13	at N.Y. Giants	3.1	10/30	vs. Tennessee
Passes Thrown for Interception	2	9/25	at Chicago	0	10/2 10/23 11/3 11/13 11/20 11/27 12/18	vs. L.A. Chargers at Las Vegas vs. Philadelphia at N.Y. Giants vs. Washington at Miami vs. Kansas City
Times Sacked	5	9/25	at Chicago	0	10/9 11/20	at Jacksonville vs. Washington
QB Sacks	5	9/25	at Chicago	0	10/9 11/20	at Jacksonville vs. Washington
Sack Yards Lost	32	11/27	at Miami	0	10/9 11/20	at Jacksonville vs. Washington
Total Punts	6	11/13	at N.Y. Giants	2	10/23	at Las Vegas
Total Punt Yards	311	12/4	vs. Cleveland	93	10/23	at Las Vegas
Punt Gross Average Yards	53	10/9	at Jacksonville	40.3	11/13	at N.Y. Giants
Punt Net Average Yards	50.3	11/3	vs. Philadelphia	32.5	11/27	at Miami
Punt Returns	5	9/11	vs. Indianapolis	1	10/23 11/3	at Las Vegas vs. Philadelphia

Punt Return Yards	86	12/4	vs. Cleveland	0	10/23	at Las Vegas
Punt Return Yards Average	28.7	12/4	vs. Cleveland	0.0	10/23	at Las Vegas
Kickoff Returns	4	10/2	vs. L.A. Chargers	0	9/11 11/27	vs. Indianapolis at Miami
Kickoff Return Yards	85	12/24	at Tennessee	0	9/11 11/27	vs. Indianapolis at Miami
Total Penalties	13	9/18	at Denver	2	1/1	vs. Jacksonville
Penalty Yards	102	12/18	vs. Kansas City	10	12/11	at Dallas
Total Fumbles	5	9/11	vs. Indianapolis	0	9/18 10/9 11/13	at Denver at Jacksonville at N.Y. Giants
Fumbles Lost	2	12/18	vs. Kansas City	0	9/18 9/25 10/9 10/23 11/13 11/20 1/1	at Denver at Chicago at Jacksonville at Las Vegas at N.Y. Giants vs. Washington vs. Jacksonville
Time of Possession	39:37	9/11	vs. Indianapolis	26:46	12/11	at Dallas
Turnovers	3	12/11	at Dallas	0	10/23 11/13 11/20	at Las Vegas at N.Y. Giants vs. Washington
Attendance	93,843	12/11	at Dallas	60,018	10/9	at Jacksonville

INDIVIDUAL SINGLE-GAME HIGHS

TEXANS : OFFENSE : BY SEASON	(AS OF JAN 3, 2023, 3:14 AM PST)			2022 : REGULAR SEASON
	DATE	OPPONENT	VALUE	WHO
Rushing Yards	11/3	Philadelphia	139	Dameon Pierce
Rushing Attempts	11/3	Philadelphia	27	Dameon Pierce
Rushing Touchdowns	11/27	at Miami	1	Dare Ogunbowale
	12/18	Kansas City	1	Davis Mills
	9/25	at Chicago	1	Dameon Pierce
	12/11	at Dallas	1	Dameon Pierce
	10/2	L.A. Chargers	1	Dameon Pierce
	10/9	at Jacksonville	1	Dameon Pierce
	11/20	Washington	1	Davis Mills
Longest Touchdown Run	10/2	L.A. Chargers	75	Dameon Pierce
Longest Run from Scrimmage	10/2	L.A. Chargers	75	Dameon Pierce
Passing Yards	11/13	at N.Y. Giants	319	Davis Mills
Passing Attempts	10/23	at Las Vegas	41	Davis Mills
Passing Completions	10/23	at Las Vegas	28	Davis Mills
Passing Yards per Attempt	12/24	at Tennessee	10	Jeff Driskel
Longest Pass Completion	10/2	L.A. Chargers	58	Davis Mills
Passing Touchdowns	12/18	Kansas City	2	Davis Mills
	9/11	Indianapolis	2	Davis Mills
	10/2	L.A. Chargers	2	Davis Mills
	10/23	at Las Vegas	2	Davis Mills
	11/3	Philadelphia	2	Davis Mills
Longest Touchdown Pass	12/11	at Dallas	28	Jeff Driskel
Most Interceptions Thrown	11/27	at Miami	2	Kyle Allen
	9/25	at Chicago	2	Davis Mills
	12/4	Cleveland	2	Kyle Allen
	10/2	L.A. Chargers	2	Davis Mills
	11/3	Philadelphia	2	Davis Mills
	11/20	Washington	2	Davis Mills
Times Sacked	11/27	at Miami	5	Kyle Allen
	11/20	Washington	5	Davis Mills
Sacked Yards Lost	11/20	Washington	42	Davis Mills
Rating	12/11	at Dallas	123.6	Jeff Driskel
Receptions	12/11	at Dallas	10	Chris Moore
Receiving Yards	12/11	at Dallas	124	Chris Moore
Receiving Touchdowns	9/11	Indianapolis	2	O.J. Howard
Longest Reception	10/2	L.A. Chargers	58	Nico Collins
Longest Reception Touchdown	12/11	at Dallas	28	Amari Rodgers
Yards After Catch	11/13	at N.Y. Giants	61	Jordan Akins
Pass Target	9/11	Indianapolis	12	Brandin Cooks

TEXANS 2022 REGULAR SEASON RECORD WHEN...

CATEGORY	2022 SEASON W-L-T	ALL-TIME W-L-T
TEXANS AT NRG STADIUM	0-7-1	81-87-1
TEXANS ON THE ROAD	2-6	60-108
TEXANS ON GRASS	2-4	97-113
TEXANS ON ARTIFICIAL TURF	0-9-1	44-82-1
TEXANS IN DOMES	0-0-1	8-23-1
TEXANS IN RETRACTABLE ROOF STADIUMS	0-0-1	84-94-1
TEXANS OUTDOORS	0-0	52-74
NRG STADIUM ROOF OPEN	0-0	25-25
NRG STADIUM ROOF CLOSED	0-5-1	56-60-1
TEXANS SCORE FIRST	0-5	87-62
OPPONENT SCORES FIRST	2-8-1	54-133-1
TEXANS SCORE ON FIRST POSSESSION	0-1	51-41
TEXANS SCORE 20 OR MORE POINTS	0-5-1	114-79-1
TEXANS SCORE 19 OR LESS POINTS	2-8	27-116
TEXANS ALLOW 20 OR MORE	0-11-1	47-175-1
TEXANS ALLOW 19 OR LESS POINTS	2-2	94-20
TEXANS LEAD AFTER 1ST QUARTER	0-3	74-45
TEXANS TRAIL AFTER 1ST QUARTER	1-7-1	31-116-1
SCORE TIED AFTER 1ST QUARTER	1-3	36-34
TEXANS LEAD AT HALFTIME	1-3-1	97-40-1
TEXANS TRAIL AT HALFTIME	0-7	34-141
SCORE TIED AT HALFTIME	1-3	10-14
TEXANS LEAD AFTER 3RD QUARTER	0-4-1	103-29-1
TEXANS TRAIL AFTER 3RD QUARTER	1-8	25-151
SCORE TIED AFTER 3RD QUARTER	1-1	13-15
GAME GOES TO OVERTIME	0-1-1	7-11-1
TEXANS HAVE + TURNOVER RATIO	2-5-1	87-30-1
TEXANS HAVE - TURNOVER RATIO	0-7	25-120
TURNOVER RATIO EVEN	0-1	29-45
TEXANS HAVE 30:00+TOP	2-3-1	105-61-1
TEXANS HAVE LESS THAN 30:00 TOP	0-10	36-134
TEXANS HAVE 100-YARD RUSHER	0-2	48-28
TEXANS HAVE 300 NET PASSING YARDS	0-0	19-31
TEXANS HAVE 1 100-YARD RECEIVER	0-1	52-56
TEXANS HAVE 2 100-YARD RECEIVERS	0-0	4-9
TEXANS WIN COIN TOSS	1-5-1	68-99-1
TEXANS LOSE COIN TOSS	1-8	73-96

CATEGORY	2022 SEASON W-L-T	ALL-TIME W-L-T
TEXANS WEARING BLUE JERSEYS	0-0	56-60
TEXANS WEARING WHITE JERSEYS	0-0	63-104
TEXANS WEARING RED JERSEYS	0-0	11-12
TEXANS WEARING ALL-WHITE	0-0-1	9-8-1
TEXANS WEARING ALL-BLUE	0-0	8-7
TEXANS WEARING ALL-RED	0-0	2-2
TEXANS WEARING COLOR RUSH	0-0	5-2
IN SEPTEMBER	0-2-1	28-41-1
IN OCTOBER	1-3	37-46
IN NOVEMBER	0-4	35-45
IN DECEMBER	1-3	38-55
IN JANUARY	0-1	3-8
ON SUNDAY NIGHT	0-0	5-8
ON THURSDAY NIGHT	0-1	4-9
ON MONDAY NIGHT	0-0	5-9
ON SATURDAY	1-0	4-1
DAY GAMES	2-12-1	126-169-1
NIGHT GAMES	0-1	15-26
VS. AFC SOUTH OVERALL	2-2-1	56-68-1
VS. AFC SOUTH AT HOME	0-2-1	31-31-1
VS. AFC SOUTH ON THE ROAD	2-0	25-37
VS. AFC	2-8-1	110-140-1
VS. AFC NORTH	0-1	17-25
VS. AFC EAST	0-1	19-23
VS. AFC WEST	0-4	18-24
VS. NFC	0-5	31-55
VS. NFC EAST	0-4	6-18
VS. NFC SOUTH	0-0	11-10
VS. NFC NORTH	0-1	9-12
VS. NFC WEST	0-0	5-15

TEAM SEASON TOTALS

TEXANS (AS OF JAN 3, 2023, 3:14 AM PST) **2022 : REGULAR SEASON**

TEXANS

		FIRST DOWNS				OFFENSE			NET PASSING							NET RUSHING				PEN		FUMBLES		
DATE	OPPONENT	T	R	P	PN	AT	YDS	AVG	A	C	I	YDS	TD	SK	YDS	AT	YDS	AVG	TD	NO	YD	NO	LST	TOP
9/11	Indianapolis	20	4	12	4	68	299	4.40	37	23	0	222	2	3	18	28	77	2.80	0	6	40	1	1	30:23
9/18	at Denver	15	7	6	2	59	234	4.00	38	19	0	154	0	3	23	18	80	4.40	0	8	94	2	0	27:27
9/25	at Chicago	17	6	9	2	57	329	5.80	32	20	2	237	1	1	8	24	92	3.80	1	3	25	3	0	28:38
10/2	L.A. Chargers	16	2	11	3	53	346	6.50	35	26	2	215	2	4	31	14	131	9.40	1	9	67	1	0	28:21
10/9	at Jacksonville	15	7	6	2	56	248	4.40	24	16	0	132	0	1	8	31	116	3.70	1	4	25	0	0	31:47
10/23	at Las Vegas	21	9	12	0	65	404	6.20	41	28	1	296	2	1	6	23	108	4.70	0	3	14	0	0	29:17
10/30	Tennessee	10	4	5	1	51	161	3.20	30	17	1	118	1	3	34	18	43	2.40	0	6	45	0	0	25:12
11/3	Philadelphia	20	10	8	2	57	303	5.30	22	13	2	135	2	3	19	32	168	5.30	0	4	24	0	0	31:47
11/13	at N.Y. Giants	22	6	15	1	60	387	6.50	37	22	1	286	1	4	33	19	101	5.30	0	7	40	2	1	26:40
11/20	Washington	11	4	6	1	54	148	2.70	33	19	2	127	0	5	42	16	21	1.30	1	2	15	0	0	25:04
11/27	at Miami	14	3	9	2	58	210	3.60	39	26	2	174	1	5	41	14	36	2.60	1	5	45	3	1	27:33
12/4	Cleveland	16	4	10	2	61	283	4.60	39	20	2	201	1	0	0	22	82	3.70	0	5	31	3	2	27:44
12/11	at Dallas	16	6	10	0	64	327	5.10	27	20	1	213	1	0	0	37	114	3.10	1	4	25	1	1	33:14
12/18	Kansas City	18	5	8	5	58	219	3.80	29	14	0	125	2	1	4	28	94	3.40	1	4	33	1	1	27:25
12/24	at Tennessee	15	7	8	0	63	285	4.50	32	20	1	215	1	1	3	30	70	2.30	0	4	35	2	0	33:03
1/1	Jacksonville	13	3	9	1	67	277	4.10	44	25	0	193	0	2	18	21	84	4.00	0	7	45	1	1	30:30
1/8	at Indianapolis	--	--	--	--	--	--	--	--	--	--	--	--	--	--	--	--	--	--	--	--	--	--	--
	2022 TOTALS	**259**	**87**	**144**	**28**	**951**	**4,460**	**4.69**	**539**	**328**	**17**	**3,043**	**17**	**37**	**288**	**375**	**1,417**	**3.44**	**7**	**81**	**603**	**20**	**8**	**--**

OPPONENT SEASON TOTALS

OPPONENT (AS OF JAN 3, 2023, 3:14 AM PST) **2022 : REGULAR SEASON**

OPPONENT

		FIRST DOWNS				OFFENSE			NET PASSING							NET RUSHING				PEN		FUMBLES		
DATE	OPPONENT	T	R	P	PN	AT	YDS	AVG	A	C	I	YDS	TD	SK	YDS	AT	YDS	AVG	TD	NO	YD	NO	LST	TOP
9/11	Indianapolis	33	11	20	2	90	517	5.70	50	32	1	340	1	2	12	38	177	4.70	1	7	89	5	1	39:37
9/18	at Denver	20	5	11	4	65	350	5.40	31	14	1	201	1	3	18	31	149	4.80	0	13	100	0	0	32:33
9/25	at Chicago	17	12	5	0	62	363	5.90	17	8	2	82	0	5	24	40	281	7.00	2	6	32	2	0	31:22
10/2	L.A. Chargers	22	5	15	2	67	419	6.30	39	27	0	338	2	1	2	27	81	3.00	2	6	61	2	1	31:39
10/9	at Jacksonville	22	6	15	1	73	422	5.80	47	25	2	286	0	0	0	26	136	5.20	0	6	48	0	0	28:13
10/23	at Las Vegas	25	11	13	1	55	400	7.30	27	21	0	236	1	1	5	27	164	6.10	3	5	44	2	0	30:43
10/30	Tennessee	16	13	3	0	58	354	6.10	10	6	1	40	0	3	15	45	314	7.00	2	6	35	1	1	34:48
11/3	Philadelphia	24	9	14	1	62	360	5.80	27	21	0	217	2	4	26	31	143	4.60	2	4	31	2	1	28:13
11/13	at N.Y. Giants	19	10	8	1	67	367	5.50	17	13	0	176	2	3	21	47	191	4.10	1	5	24	0	0	33:20
11/20	Washington	20	9	10	1	67	344	5.10	27	15	0	191	0	0	0	40	153	3.80	1	5	36	1	0	34:56
11/27	at Miami	25	4	18	3	72	339	4.70	41	23	0	273	1	5	32	26	66	2.50	1	4	35	1	1	32:27
12/4	Cleveland	14	7	6	1	61	304	5.00	22	12	1	130	0	1	1	38	174	4.60	0	6	56	2	1	32:16
12/11	at Dallas	21	10	11	0	71	404	5.70	39	24	2	277	1	1	7	31	127	4.10	2	3	10	2	1	26:46
12/18	Kansas City	33	11	20	2	76	502	6.60	41	36	0	313	2	2	23	33	189	5.70	2	10	102	3	2	37:22
12/24	at Tennessee	16	11	4	1	58	272	4.70	23	14	2	88	0	4	11	31	184	5.90	2	5	30	2	1	26:57
1/1	Jacksonville	20	7	10	3	60	337	5.60	29	22	2	168	0	2	13	29	169	5.80	3	2	30	1	0	29:30
1/8	at Indianapolis	--	--	--	--	--	--	--	--	--	--	--	--	--	--	--	--	--	--	--	--	--	--	--
	2022 TOTALS	**347**	**141**	**183**	**23**	**1,064**	**6,054**	**5.69**	**487**	**313**	**14**	**3,356**	**13**	**37**	**210**	**540**	**2,698**	**4.50**	**24**	**93**	**763**	**26**	**10**	**--**

QUARTER-BY-QUARTER SCORING

(AS OF JAN 3, 2023, 3:14 AM PST) 2022 : REGULAR SEASON

			TEXANS						OPPONENTS						POINT	OVERALL
DATE	OPPONENT	W/L/T	1ST	2ND	3RD	4TH	OT	TOTAL	1ST	2ND	3RD	4TH	OT	TOTAL	DIFF	RECORD
9/11	Indianapolis	T	0	10	10	0	0	20	3	0	0	17	0	20	0	0-0-1
9/18	at Denver	L	3	3	3	0	--	9	3	3	0	10	--	16	-7	0-1-1
9/25	at Chicago	L	7	7	6	0	--	20	10	3	7	3	--	23	-3	0-2-1
10/2	L.A. Chargers	L	0	7	7	10	--	24	7	20	0	7	--	34	-10	0-3-1
10/9	at Jacksonville	W	0	6	0	7	--	13	3	3	0	0	--	6	+7	1-3-1
10/23	at Las Vegas	L	0	10	10	0	--	20	3	7	7	21	--	38	-18	1-4-1
10/30	Tennessee	L	0	3	0	7	--	10	0	7	7	3	--	17	-7	1-5-1
11/3	Philadelphia	L	7	7	3	0	--	17	7	7	7	8	--	29	-12	1-6-1
11/13	at N.Y. Giants	L	0	3	7	6	--	16	7	0	14	3	--	24	-8	1-7-1
11/20	Washington	L	0	0	3	7	--	10	7	13	0	3	--	23	-13	1-8-1
11/27	at Miami	L	0	0	6	9	--	15	10	20	0	0	--	30	-15	1-9-1
12/4	Cleveland	L	3	2	3	6	--	14	0	7	7	13	--	27	-13	1-10-1
12/11	at Dallas	L	10	10	3	0	--	23	7	10	0	10	--	27	-4	1-11-1
12/18	Kansas City	L	7	7	7	3	0	24	0	13	3	8	6	30	-6	1-12-1
12/24	at Tennessee	W	7	3	0	9	--	19	7	0	7	0	--	14	+5	2-12-1
1/1	Jacksonville	L	0	0	3	0	--	3	7	14	7	3	--	31	-28	2-13-1
1/8	at Indianapolis	--	--	--	--	--	--	--	--	--	--	--	--	--	--	--
	2022 TOTALS	**2-13-1**	**44**	**78**	**71**	**64**	**0**	**257**	**81**	**127**	**66**	**109**	**6**	**389**	**-132**	**2-13-1**
	AVG/GAME		**2.8**	**4.9**	**4.4**	**4.0**	**0.0**	**16.1**	**5.1**	**7.9**	**4.1**	**6.8**	**3.0**	**24.3**	**-8.3**	

REDZONE POSSESSIONS

2022 REGULAR SEASON					
		INSIDE THE 20		GOAL TO GO SITUATIONS	
DATE	OPPONENT	OFFENSE	DEFENSE	OFFENSE	DEFENSE
09/11	Indianapolis	TD - Pass	Downs FG - 27 yards TD - Run TD - Pass Missed FG	NONE	Lost on Downs FG - 27 yards TD - Run
09/18	at Denver	FG - 24 yards	FG - 20 yards FG - 24 yards	FG - 24 yards	FG - 20 yards FG - 24 yards
09/25	at Chicago	TD - Pass Interception TD - Run FG - 23 yards	TD - Run TD - Run FG - 30 yards	TD - Pass Interception TD - Run	TD - Run
10/02	L.A. Chargers	TD - Pass TD - Pass FG - 40 yards	TD - Pass TD - Run FG - 23 yards FG - 37 yards TD - Pass	TD - Pass	FG - 23 yards
10/09	at Jacksonville	TD - Run	FG - 26 yards FG - 45 yards Interception	TD - Run	FG - 26 yards
10/23	at Las Vegas	TD - Pass FG - 35 yards Downs	TD - Run TD - Run TD - Run	NONE	TD - Run TD - Run
10/30	Tennessee	FG - 43 yards TD - Pass	TD - Run FG - 29 yards	TD - Pass	TD - Run
11/03	Philadelphia	TD - Pass TD - Pass FG - 30 yards Interception	TD - Run TD - Run TD - Pass TD - Pass	TD - Pass	TD - Run TD - Run TD - Pass
11/13	at N.Y. Giants	FG - 38 yards TD - Pass Fumble Interception FG - 34 yards FG - 46 yards	TD - Pass TD - Run	TD - Pass Fumble	TD - Pass TD - Run
11/20	Washington	FG - 29 yards TD - Run	TD - Run FG - 25 yards FG - 24 yards End of Game	FG - 29 yards TD - Run	TD - Run FG - 25 yards
11/27	at Miami	TD - Run FG - 28 yards	FG - 45 yards TD - Pass TD - Run FG - 23 yards FG - 35 yards	TD - Run	TD - Pass TD - Run FG - 23 yards
12/04	Cleveland	FG - 44 yards Downs FG - 35 yards TD - Pass	Interception	Lost on Downs TD - Pass	NONE
12/11	at Dallas	TD - Run Downs	TD - Run TD - Pass FG - 33 yards Downs TD - Run	TD - Run Lost on Downs	TD - Pass Lost on Downs TD - Run
12/18	Kansas City	TD - Pass TD - Run TD - Pass FG - 29 yards	TD - Pass FG - 27 yards TD - Run	TD - Pass TD - Pass FG - 29 yards	TD - Pass TD - Run
12/24	at Tennessee	TD - Run FG - 25 yards FG - 22 yards TD - Pass	TD - Run	Fumble FG - 22 yards TD - Pass	NONE
01/01	Jacksonville	Downs	TD - Run TD - Run	NONE	TD - Run TD - Run
01/08	at Indianapolis	--	--	--	--

	OFFENSE	DEFENSE		OFFENSE	DEFENSE
Inside the 20	44	50	**Goal-To-Go Situations**	23	28
Scores	36	44	**Scores**	18	26
Touchdowns	20	28	**Touchdowns**	14	19
Field Goals	16	16	**Field Goals**	4	7
Total Points in 20	185	245	**Total Points**	108	155
Fumbles	1	0	**Fumbles**	2	0
Interceptions	3	2	**Interceptions**	1	0
Missed Field Goals	0	1	**Missed Field Goals (G2G)**	0	0
Lost on Downs	4	2	**Lost on Downs**	2	2
End of Half/Game	0	1	**End of Half/Game**	0	0
TDs Outside	5	9	**Goal-to-Go Percentage**	65.2	67.9
Red-Zone Percentage	45.5	56.0			

TEXANS			(AS OF JAN 3, 2023, 3:14 AM PST)																			2022 : REGULAR SEASON
TEXANS																						
DATE	OPPONENT	STARTING QB	POSS	TD	PAT	2-PT	M-2PT	FG	FGA	MFG	BK-FG	PUNT	INT	FUM	SAF	DWNS	HF	GM	PTS	TD%	SCORE%	PTS/POSS
9/11	Indianapolis	D. Mills	14	2	2	0	0	2	2	0	0	7	0	1	0	0	2	0	20	14.3	28.6	1.43
9/18	at Denver	D. Mills	11	0	0	0	0	3	3	0	0	5	0	0	0	2	1	0	9	0.0	27.3	0.82
9/25	at Chicago	D. Mills	11	2	2	0	0	2	2	0	0	5	2	0	0	0	0	0	20	18.2	36.4	1.82
10/2	L.A. Chargers	D. Mills	12	3	3	0	0	1	2	1	0	3	2	0	0	1	0	1	24	25.0	33.3	2.00
10/9	at Jacksonville	D. Mills	10	1	1	0	0	2	2	0	0	6	0	0	0	0	1	0	13	10.0	30.0	1.30
10/23	at Las Vegas	D. Mills	9	2	2	0	0	2	3	1	0	1	1	0	0	1	1	0	20	22.2	44.4	2.22
10/30	Tennessee	D. Mills	12	1	1	0	0	1	1	0	0	8	1	0	0	0	1	0	10	8.3	16.7	0.83
11/3	Philadelphia	D. Mills	9	2	2	0	0	1	1	0	0	4	2	0	0	0	0	0	17	22.2	33.3	1.89
11/13	at N.Y. Giants	D. Mills	11	1	1	0	0	3	3	0	0	5	1	1	0	0	0	0	16	9.1	36.4	1.45
11/20	Washington	D. Mills	11	1	1	0	0	1	1	0	0	6	2	0	0	0	1	0	10	9.1	18.2	0.91
11/27	at Miami	K. Allen	13	2	0	2	0	1	1	0	0	7	2	1	0	0	0	0	15	15.4	23.1	1.15
12/4	Cleveland	K. Allen	14	1	0	1	0	2	2	0	0	7	2	2	1	1	0	0	12	7.1	21.4	0.86
12/11	at Dallas	D. Mills	13	2	2	0	0	3	3	0	0	4	1	1	0	2	0	0	23	15.4	38.5	1.77
12/18	Kansas City	J. Driskel/D. Mills	12	3	3	0	0	1	1	0	0	5	0	1	0	0	2	0	24	25.0	33.3	2.00
12/24	at Tennessee	J. Driskel/D. Mills	12	1	1	1	0	2	2	0	0	5	1	0	0	1	1	0	12	8.3	33.3	1.00
1/1	Jacksonville	D. Mills	13	0	0	0	0	1	1	0	0	6	0	1	0	4	0	1	3	0.0	7.7	0.23
1/8	at Indianapolis	--	--	--	--	--	--	--	--	--	--	--	--	--	--	--	--	--	--	--	--	--
	2022 TOTALS		187	24	21	4	0	28	30	2	0	84	17	8	1	12	10	2	248	12.8	28.3	1.33

OPPONENT DRIVE ENGINEERING

OPPONENT	(AS OF JAN 3, 2023, 3:14 AM PST)	2022 : REGULAR SEASON

OPPONENTS

DATE	OPPONENT	STARTING QB	POSS	TD	PAT	2-PT	M-2PT	FG	FGA	MFG	BK-FG	PUNT	INT	FUM	SAF	DWNS	HF	GM	PTS	TD%	SCORE%	PTS/POSS
9/11	Indianapolis	M. Ryan	13	2	2	0	0	2	3	1	0	4	1	1	0	1	0	1	20	15.4	30.8	1.54
9/18	at Denver	R. Wilson	11	1	1	0	0	3	3	0	0	5	1	0	0	0	0	1	16	9.1	36.4	1.45
9/25	at Chicago	J. Fields	12	2	2	0	0	3	3	0	0	4	2	0	0	0	1	0	23	16.7	41.7	1.92
10/2	L.A. Chargers	J. Herbert	12	4	4	0	0	2	2	0	0	4	0	1	0	1	0	0	34	33.3	50.0	2.83
10/9	at Jacksonville	T. Lawrence	10	0	0	0	0	2	2	0	0	3	2	0	0	3	0	0	6	0.0	20.0	0.60
10/23	at Las Vegas	D. Carr	8	4	5	0	0	1	1	0	0	2	0	0	0	0	0	1	31	50.0	62.5	3.88
10/30	Tennessee	M. Willis	11	2	2	0	0	1	2	1	0	5	1	1	0	0	0	1	17	18.2	27.3	1.55
11/3	Philadelphia	J. Hurts	10	4	4	1	1	0	1	1	0	3	0	1	0	0	0	1	29	40.0	40.0	2.90
11/13	at N.Y. Giants	D. Jones	12	3	3	0	0	1	1	0	0	6	0	0	0	0	1	1	24	25.0	33.3	2.00
11/20	Washington	T. Heinicke	10	1	2	0	0	3	3	0	0	5	0	0	0	0	0	1	16	10.0	40.0	1.60
11/27	at Miami	T. Tagovailoa	13	2	3	0	0	3	3	0	0	6	0	1	0	0	0	1	23	15.4	38.5	1.77
12/4	Cleveland	D. Watson	13	0	3	0	0	2	2	0	0	6	1	1	0	0	1	1	6	0.0	23.1	0.46
12/11	at Dallas	D. Prescott	12	3	3	0	0	2	2	0	0	3	2	1	0	1	0	1	27	25.0	41.7	2.25
12/18	Kansas City	P. Mahomes	12	4	2	1	1	1	2	1	0	4	0	2	0	0	0	0	30	33.3	41.7	2.50
12/24	at Tennessee	M. Willis	12	2	2	0	0	0	0	0	0	6	2	1	0	1	0	0	14	16.7	16.7	1.17
1/1	Jacksonville	T. Lawrence	12	3	4	0	0	1	1	0	0	5	2	0	0	0	1	0	24	25.0	33.3	2.00
1/8	at Indianapolis	--	--	--	--	--	--	--	--	--	--	--	--	--	--	--	--	--	--	--	--	--
	2022 TOTALS		**183**	**37**	**42**	**2**	**2**	**27**	**31**	**4**	**0**	**71**	**14**	**10**	**0**	**7**	**4**	**10**	**340**	**20.2**	**35.5**	**1.86**

TEXANS					(AS OF JAN 3, 2023, 3:14 AM PST)							2022 : REGULAR SEASON
DATE	OPPONENT	1	2	3	4	5	6	7	8	9	10	10+	TOTAL
9/11	Indianapolis	0-1	3-4	1-2	0-0	1-2	0-1	0-0	0-3	0-0	0-1	0-1	5-15
9/18	at Denver	1-2	0-1	0-0	1-1	0-2	0-2	0-1	0-0	0-0	0-1	0-3	2-13
9/25	at Chicago	0-4	0-0	0-0	0-1	0-0	0-1	2-2	0-1	0-0	1-1	0-2	3-12
10/2	L.A. Chargers	0-0	0-0	1-1	0-0	1-4	1-1	1-1	0-0	0-0	0-2	0-3	4-12
10/9	at Jacksonville	1-1	1-2	0-0	0-1	1-2	1-2	0-1	0-1	0-1	1-1	0-1	5-13
10/23	at Las Vegas	3-4	1-2	1-1	1-1	0-0	0-1	1-1	0-0	2-5	0-0	0-0	9-15
10/30	Tennessee	1-2	0-0	0-1	0-0	0-2	0-0	0-0	0-1	1-1	0-2	0-5	2-14
11/3	Philadelphia	1-1	0-0	0-0	0-0	1-1	0-1	0-0	0-0	0-2	0-1	0-3	2-9
11/13	at N.Y. Giants	0-0	1-1	0-0	0-2	0-0	0-0	0-0	0-1	0-1	2-4	0-1	3-10
11/20	Washington	1-1	0-1	0-1	0-2	0-0	1-1	0-0	0-2	0-0	0-1	0-4	2-13
11/27	at Miami	1-1	0-0	0-0	0-2	0-1	0-2	0-0	0-0	0-1	1-2	0-4	2-13
12/4	Cleveland	1-1	0-1	0-4	0-0	0-0	0-0	0-0	0-1	0-2	0-2	0-1	1-12
12/11	at Dallas	2-3	2-2	1-2	0-1	0-1	2-2	0-1	0-2	0-1	0-0	0-0	7-15
12/18	Kansas City	0-0	0-1	0-0	0-0	0-0	1-2	0-1	1-1	1-1	0-3	1-1	4-10
12/24	at Tennessee	0-0	1-2	2-2	0-0	0-0	1-1	0-1	0-1	0-1	1-3	0-3	5-14
1/1	Jacksonville	3-4	0-0	1-1	0-2	0-1	0-2	1-1	0-3	0-0	1-1	0-2	6-17
1/8	at Indianapolis	--	--	--	--	--	--	--	--	--	--	--	--
	2022 TOTALS	**15-25**	**9-17**	**7-15**	**2-13**	**4-16**	**7-19**	**5-10**	**1-17**	**4-16**	**7-25**	**1-34**	**62-207**
	PERCENTAGE	**60.0%**	**52.9%**	**46.7%**	**15.4%**	**25.0%**	**36.8%**	**50.0%**	**5.9%**	**25.0%**	**28.0%**	**2.9%**	**30.0%**

TEXANS				(AS OF JAN 3, 2023, 3:14 AM PST)								2022 : REGULAR SEASON
DATE	OPPONENT	1	2	3	4	5	6	7	8	9	10	10+	TOTAL
9/11	Indianapolis												
9/18	at Denver	1-1										0-2	1-3
9/25	at Chicago	1-1											1-1
10/2	L.A. Chargers	0-1										0-1	0-2
10/9	at Jacksonville												
10/23	at Las Vegas						0-1			1-1			1-2
10/30	Tennessee	1-1					1-1						2-2
11/3	Philadelphia												
11/13	at N.Y. Giants												
11/20	Washington		1-1	1-1	2-2								4-4
11/27	at Miami	1-1											1-1
12/4	Cleveland	0-1		1-1									1-2
12/11	at Dallas			0-2									0-2
12/18	Kansas City												
12/24	at Tennessee	0-1											0-1
1/1	Jacksonville	0-1		0-1		0-1						0-1	0-4
1/8	at Indianapolis	--	--	--	--	--	--	--	--	--	--	--	--
	2022 TOTALS	**4-8**	**1-1**	**2-5**	**2-2**	**0-1**	**1-2**			**1-1**		**0-4**	**11-24**
	PERCENTAGE	**50.0%**	**100.0%**	**40.0%**	**100.0%**	**0.0%**	**50.0%**			**100.0%**		**0.0%**	**45.8%**

TAKEAWAY/GIVEAWAY CHART

2022 REGULAR SEASON TAKEAWAY/GIVEAWAY CHART							
DATE	OPPONENT	HOU +/- RATIO	HOU TAKES	POINTS OFF TAKES	HOU GIVES	POINTS OFF GIVES	POINTS OFF TO RATIO
09/11	Indianapolis	+1	2 (1 FUM, 1 INT)	14	1 (1 FUM, 0 INT)	7	+7
09/18	at Denver	+1	1 (0 FUM, 1 INT)	3	0 (0 FUM, 0 INT)	0	+3
09/25	at Chicago	0	2 (0 FUM, 2 INT)	0	2 (0 FUM, 2 INT)	3	-3
10/02	L.A. Chargers	-1	1 (1 FUM, 0 INT)	3	2 (0 FUM, 2 INT)	7	-4
10/09	at Jacksonville	+2	2 (0 FUM, 2 INT)	0	0 (0 FUM, 0 INT)	0	0
10/23	at Las Vegas	-1	0 (0 FUM, 0 INT)	0	1 (0 FUM, 1 INT)	7	-7
10/30	Tennessee	+1	2 (1 FUM, 1 INT)	3	1 (0 FUM, 1 INT)	0	+3
11/03	Philadelphia	-1	1 (1 FUM, 0 INT)	0	2 (0 FUM, 2 INT)	7	-7
11/13	at N.Y. Giants	-2	0 (0 FUM, 0 INT)	0	2 (1 FUM, 1 INT)	0	0
11/20	Washington	-2	0 (0 FUM, 0 INT)	0	2 (0 FUM, 2 INT)	6	-6
11/27	at Miami	-2	1 (1 FUM, 0 INT)	6	3 (1 FUM, 2 INT)	14	-8
12/04	Cleveland	-2	2 (1 FUM, 1 INT)	3	4 (2 FUM, 2 INT)	17	-14
12/11	at Dallas	+1	3 (1 FUM, 2 INT)	14	2 (1 FUM, 1 INT)	0	+14
12/18	Kansas City	+1	2 (2 FUM, 0 INT)	14	1 (1 FUM, 0 INT)	6	+8
12/24	at Tennessee	+2	3 (1 FUM, 2 INT)	3	1 (0 FUM, 1 INT)	0	+3
01/01	Jacksonville	+1	2 (0 FUM, 2 INT)	0	1 (1 FUM, 0 INT)	7	-7
01/08	at Indianapolis	--	--	--	--	--	--
	TOTALS	-1	24 (10 FUM, 14 INT)	63	25 (8 FUM, 17 INT)	81	-18

2022 REGULAR SEASON

WEEK 1: TEXANS 20, COLTS 20 — SEPTEMBER 11, 2022

TEXANS

#	RECD	LOST	POSS	OBTAINED	BEGAN	PLAYS	YDS	PEN	NET	1ST	ENDED	GIVEN UP
1	13:08	11:59	1:09	Punt	HOU 22	3	8	0	8	0	HOU 30	Punt
2	05:13	03:46	1:27	Kickoff	HOU 25	3	5	0	5	0	HOU 30	Punt
3	14:10	07:50	6:20	Downs	HOU 4	14	69	0	69	5	IND 27	Field Goal
4	04:26	02:37	1:49	Interception	HOU 42	4	25	33	58	3	IND 16	Touchdown
5	00:38	00:00	0:38	Punt	HOU 14	6	37	0	37	2	HOU 43	End Half
6	15:00	12:17	2:43	Kickoff	HOU 25	5	50	0	50	1	IND 25	Field Goal
7	08:56	07:16	1:40	Fumble	HOU 42	4	43	15	58	3	IND 22	Touchdown
8	06:16	14:46	6:30	Punt	HOU 1	12	37	21	58	4	IND 41	Punt
9	10:44	09:49	0:55	Kickoff	HOU 25	2	-3	0	-3	0	HOU 29	Fumble
10	07:42	04:29	3:13	Kickoff	HOU 25	5	13	0	13	1	HOU 38	Punt
11	01:54	01:16	0:38	Kickoff	HOU 40	3	4	0	4	0	HOU 44	Punt
12	00:11	00:00	0:11	Punt	HOU 19	1	-2	0	-2	0	HOU 19	End Half
13	10:00	08:27	1:33	Kickoff	HOU 40	3	-11	-5	-16	0	HOU 24	Punt
14	01:57	00:20	1:37	Missed FG	HOU 32	5	24	-5	19	1	IND 49	Punt

COLTS

#	RECD	LOST	POSS	OBTAINED	BEGAN	PLAYS	YDS	PEN	NET	1ST	ENDED	GIVEN UP
1	15:00	13:08	1:52	Kickoff	IND 25	3	9	0	9	0	IND 34	Punt
2	11:59	05:13	6:46	Punt	IND 26	12	47	0	47	3	HOU 27	Field Goal
3	03:46	14:10	4:36	Punt	IND 30	10	66	0	66	4	HOU 2	Downs
4	07:50	04:26	3:24	Kickoff	IND 25	6	53	0	53	2	HOU 22	Interception
5	02:37	00:38	1:59	Kickoff	IND 25	8	33	0	33	2	HOU 42	Punt
6	12:17	08:56	3:21	Kickoff	IND 25	7	18	15	33	3	HOU 40	Fumble
7	07:16	06:16	1:00	Kickoff	IND 25	3	4	0	4	0	IND 29	Punt
8	14:46	10:44	4:02	Punt	IND 15	11	81	-5	76	5	HOU 9	Field Goal
9	09:49	07:42	2:07	Fumble	HOU 20	4	20	0	20	2	HOU 2	Touchdown
10	04:29	01:54	2:35	Punt	IND 20	7	80	0	80	5	HOU 15	Touchdown
11	01:16	00:11	1:05	Punt	IND 9	7	35	0	35	2	IND 44	Punt
12	08:27	01:57	6:30	Punt	IND 31	13	45	0	45	4	HOU 24	Missed FG
13	00:20	00:00	0:20	Punt	IND 6	2	21	0	21	1	IND 7	End Game

WEEK 2: TEXANS 9, BRONCOS 16 — SEPTEMBER 18, 2022

TEXANS

#	RECD	LOST	POSS	OBTAINED	BEGAN	PLAYS	YDS	PEN	NET	1ST	ENDED	GIVEN UP
1	15:00	13:29	1:31	Kickoff	HOU 25	3	8	0	8	0	HOU 33	Punt
2	10:46	07:48	2:58	Punt	HOU 20	6	16	0	16	1	HOU 36	Punt
3	05:30	02:19	3:11	Kickoff	HOU 24	10	49	5	54	3	DEN 22	Field Goal
4	12:52	07:20	5:32	Punt	HOU 20	10	64	-10	54	3	DEN 26	Field Goal
5	05:38	04:04	1:34	Punt	HOU 33	3	-1	-5	-6	0	HOU 27	Punt
6	00:20	00:00	0:20	Kickoff	HOU 25	1	-1	0	-1	0	HOU 25	End Half
7	13:42	08:33	5:09	Interception	DEN 45	11	34	5	39	4	DEN 6	Field Goal
8	03:02	01:33	1:29	Punt	HOU 9	3	4	0	4	0	HOU 13	Punt
9	12:37	09:48	2:49	Kickoff	HOU 25	5	25	5	30	2	DEN 45	Punt
10	03:36	01:22	2:14	Kickoff	HOU 25	6	38	0	38	2	DEN 37	Downs
11	00:53	00:13	0:40	Punt	HOU 25	4	-1	0	-1	0	HOU 24	Downs

BRONCOS

#	RECD	LOST	POSS	OBTAINED	BEGAN	PLAYS	YDS	PEN	NET	1ST	ENDED	GIVEN UP
1	13:29	10:46	2:43	Punt	DEN 8	6	34	10	44	2	HOU 48	Punt
2	07:48	05:30	2:18	Punt	DEN 35	8	31	32	63	3	HOU 2	Field Goal
3	02:19	12:52	4:27	Kickoff	DEN 25	8	16	10	26	2	HOU 49	Punt
4	07:20	05:38	1:42	Kickoff	DEN 18	5	14	0	14	1	DEN 32	Punt
5	04:04	00:20	3:44	Punt	DEN 24	9	83	-13	70	3	HOU 6	Field Goal
6	15:00	13:42	1:18	Kickoff	DEN 25	2	4	-10	-6	0	DEN 19	Interception
7	08:33	03:02	5:31	Kickoff	DEN 25	8	44	-10	34	2	HOU 41	Punt
8	01:33	12:37	3:56	Punt	DEN 38	6	77	-15	62	3	HOU 22	Touchdown
9	09:48	03:36	6:12	Punt	DEN 14	12	49	5	54	4	HOU 32	Field Goal
10	01:22	00:53	0:29	Downs	DEN 38	3	-1	-5	-6	0	DEN 32	Punt
11	00:13	00:00	0:13	Downs	HOU 24	1	-1	0	-1	0	HOU 24	End Game

WEEK 3: TEXANS 20, BEARS 23 — SEPTEMBER 25, 2022

TEXANS

#	RECD	LOST	POSS	OBTAINED	BEGAN	PLAYS	YDS	PEN	NET	1ST	ENDED	GIVEN UP
1	11:22	10:01	1:21	Kickoff	HOU 25	3	6	0	6	0	HOU 31	Punt
2	06:45	03:40	3:05	Kickoff	HOU 25	7	75	0	75	3	CHI 4	Touchdown
3	02:46	00:45	2:01	Interception	CHI 41	4	34	0	34	2	CHI 7	Interception
4	13:39	11:47	1:52	Punt	HOU 31	5	8	5	13	1	HOU 44	Punt
5	09:39	07:32	2:07	Punt	CHI 41	4	41	0	41	3	CHI 1	Touchdown
6	01:48	01:04	0:44	Kickoff	HOU 25	3	9	0	9	0	HOU 34	Punt
7	15:00	11:25	3:35	Kickoff	HOU 25	7	49	5	54	3	CHI 21	Field Goal
8	08:25	00:54	7:31	Kickoff	HOU 25	14	70	0	70	4	CHI 5	Field Goal
9	14:49	12:38	2:11	Interception	CHI 39	3	-9	0	-9	0	CHI 48	Punt
10	06:39	03:05	3:34	Punt	HOU 9	6	40	-10	30	1	HOU 39	Punt
11	01:42	01:05	0:37	Punt	HOU 17	3	9	0	9	0	HOU 26	Interception

BEARS

#	RECD	LOST	POSS	OBTAINED	BEGAN	PLAYS	YDS	PEN	NET	1ST	ENDED	GIVEN UP
1	15:00	11:22	3:38	Kickoff	CHI 25	9	45	0	45	2	HOU 30	Field Goal
2	10:01	06:45	3:16	Punt	CHI 19	6	81	0	81	4	HOU 11	Touchdown
3	03:40	02:46	0:54	Kickoff	CHI 20	2	-1	0	-1	0	CHI 19	Interception
4	00:45	13:39	2:06	Interception	CHI 20	3	8	-5	3	0	CHI 23	Punt
5	11:47	09:39	2:08	Punt	CHI 10	3	6	0	6	0	CHI 16	Punt
6	07:32	01:48	5:44	Kickoff	CHI 18	12	50	0	50	3	HOU 32	Field Goal
7	01:04	00:00	1:04	Punt	CHI 10	5	25	-7	18	1	CHI 28	End Half
8	11:25	08:25	3:00	Kickoff	CHI 25	5	75	0	75	3	HOU 1	Touchdown
9	00:54	14:49	1:05	Kickoff	CHI 22	3	4	0	4	0	CHI 26	Interception
10	12:38	06:39	5:59	Punt	CHI 8	9	49	-5	44	3	HOU 48	Punt
11	03:05	01:42	1:23	Punt	CHI 12	4	20	0	20	1	CHI 32	Punt
12	01:05	00:00	1:05	Interception	HOU 12	4	0	0	0	0	HOU 12	Field Goal

WEEK 4: TEXANS 24, CHARGERS 34 — OCTOBER 2, 2022

TEXANS

#	RECD	LOST	POSS	OBTAINED	BEGAN	PLAYS	YDS	PEN	NET	1ST	ENDED	GIVEN UP
1	15:00	13:28	1:32	Kickoff	HOU 25	3	5	0	5	0	HOU 30	Interception
2	12:00	08:03	3:57	Kickoff	HOU 28	5	2	6	8	2	HOU 36	Punt
3	06:26	02:19	4:07	Punt	HOU 30	8	32	10	42	2	LAC 28	Missed FG
4	12:57	11:18	1:39	Kickoff	HOU 25	3	5	0	5	0	HOU 30	Punt
5	10:00	09:48	0:12	Kickoff	HOU 25	1	75	0	75	1	HOU 25	Touchdown
6	04:35	00:57	3:38	Kickoff	HOU 25	7	38	5	43	3	LAC 24	Downs
7	13:27	09:55	3:32	Punt	HOU 27	6	17	-15	2	1	HOU 29	Punt
8	05:42	01:12	4:30	Punt	HOU 13	8	87	0	87	4	LAC 8	Touchdown
9	12:55	10:02	2:53	Punt	HOU 7	5	93	0	93	3	LAC 18	Touchdown
10	09:58	08:30	1:28	Fumble	LAC 16	4	-6	0	-6	0	LAC 22	Field Goal
11	02:28	01:51	0:37	Kickoff	HOU 25	4	-6	0	-6	0	HOU 19	Interception
12	00:16	00:00	0:16	Downs	HOU 32	1	2	0	2	0	HOU 32	End Game

CHARGERS

#	RECD	LOST	POSS	OBTAINED	BEGAN	PLAYS	YDS	PEN	NET	1ST	ENDED	GIVEN UP
1	13:28	12:00	1:28	Interception	HOU 25	3	20	5	25	1	HOU 18	Touchdown
2	08:03	06:26	1:37	Punt	LAC 27	3	5	0	5	0	LAC 32	Punt
3	02:19	12:57	4:22	Missed FG	LAC 36	9	64	0	64	4	HOU 10	Touchdown
4	11:18	10:00	1:18	Punt	LAC 27	3	73	0	73	2	HOU 20	Touchdown
5	09:48	04:35	5:13	Kickoff	LAC 18	10	77	0	77	4	HOU 5	Field Goal
6	00:57	00:00	0:57	Downs	LAC 32	9	54	-5	49	2	HOU 19	Field Goal
7	15:00	13:27	1:33	Kickoff	LAC 21	3	6	0	6	0	LAC 27	Punt
8	09:55	05:42	4:13	Punt	LAC 19	7	36	0	36	2	HOU 45	Punt
9	01:12	12:55	3:17	Kickoff	LAC 25	6	10	5	15	2	LAC 40	Punt
10	10:02	09:58	0:04	Kickoff		0	0	0	0	0		Fumble
11	08:30	02:28	6:02	Kickoff	LAC 16	12	79	5	84	5	HOU 14	Touchdown
12	01:51	00:16	1:35	Interception	HOU 22	4	-5	-5	-10	0	HOU 31	Downs

WEEK 5: TEXANS 13, JAGUARS 6 — OCTOBER 9, 2022

TEXANS

#	RECD	LOST	POSS	OBTAINED	BEGAN	PLAYS	YDS	PEN	NET	1ST	ENDED	GIVEN UP
1	15:00	13:58	1:02	Kickoff	HOU 25	3	4	0	4	0	HOU 29	Punt
2	12:21	10:13	2:08	Punt	HOU 31	4	21	0	21	1	JAX 48	Punt
3	07:10	05:25	1:45	Punt	HOU 4	4	22	0	22	1	HOU 26	Punt
4	01:22	12:24	3:58	Kickoff	HOU 25	8	44	0	44	2	JAX 31	Field Goal
5	08:07	03:23	4:44	Downs	HOU 37	8	30	0	30	3	JAX 33	Field Goal
6	00:06	00:00	0:06	Kickoff	HOU 25	1	-1	0	-1	0	HOU 25	End Half
7	10:04	01:54	8:10	Interception	HOU 2	12	49	0	49	3	JAX 49	Punt
8	12:27	10:21	2:06	Downs	HOU 38	3	4	0	4	0	HOU 42	Punt
9	09:59	03:11	6:48	Punt	HOU 26	12	74	0	74	5	JAX 1	Touchdown
10	01:41	00:41	1:00	Downs		3	1	0	1	0	JAX 49	Punt

JAGUARS

#	RECD	LOST	POSS	OBTAINED	BEGAN	PLAYS	YDS	PEN	NET	1ST	ENDED	GIVEN UP
1	13:58	12:21	1:37	Punt	JAX 20	3	1	0	1	0	JAX 21	Punt
2	10:13	07:10	3:03	Punt	JAX 3	6	54	0	54	2	HOU 43	Punt
3	05:25	01:22	4:03	Punt	JAX 32	11	60	0	60	4	HOU 8	Field Goal
4	12:24	08:07	4:17	Kickoff	JAX 8	8	55	0	55	2	HOU 37	Downs
5	03:23	00:06	3:17	Kickoff	JAX 23	9	66	-15	51	3	HOU 26	Field Goal
6	15:00	10:04	4:56	Kickoff	JAX 25	9	68	0	68	3	HOU 7	Interception
7	01:54	12:27	4:27	Punt	JAX 9	10	48	5	53	3	HOU 38	Downs
8	10:21	09:59	0:22	Punt	JAX 20	3	0	-5	-5	0	JAX 15	Punt
9	03:11	01:41	1:30	Kickoff	JAX 14	9	36	0	36	2		Downs
10	00:41	00:00	0:41	Punt	JAX 13	7	34	0	34	3	JAX 47	Interception

WEEK 7: TEXANS 20, RAIDERS 38 — OCTOBER 23, 2022

TEXANS

#	RECD	LOST	POSS	OBTAINED	BEGAN	PLAYS	YDS	PEN	NET	1ST	ENDED	GIVEN UP
1	09:54	04:40	5:14	Kickoff	HOU 25	9	54	0	54	3	LV 21	Missed FG
2	02:39	11:17	6:22	Punt	HOU 38	13	62	0	62	5	LV 13	Touchdown
3	07:28	04:57	2:31	Punt	HOU 20	7	43	0	43	2	LV 37	Field Goal
4	00:25	00:00	0:25	Kickoff	HOU 25	1	-6	0	-6	0	HOU 25	End Half
5	15:00	10:59	4:01	Kickoff	HOU 16	8	67	0	67	2	LV 17	Field Goal
6	05:48	03:14	2:34	Kickoff	HOU 26	6	74	0	74	3	LV 25	Touchdown
7	13:32	11:21	2:11	Kickoff	HOU 24	3	9	-4	5	0	HOU 29	Punt
8	07:06	03:26	3:40	Kickoff	HOU 25	10	35	0	35	3	LV 40	Interception
9	03:26	01:07	2:19	Kickoff	HOU 20	11	66	0	66	3	LV 14	Downs

RAIDERS

#	RECD	LOST	POSS	OBTAINED	BEGAN	PLAYS	YDS	PEN	NET	1ST	ENDED	GIVEN UP
1	15:00	09:54	5:06	Kickoff	LV 24	11	54	-10	44	3	HOU 32	Field Goal
2	04:40	02:39	2:01	Missed FG	LV 29	3	-6	-10	-16	0	LV 13	Punt
3	11:17	07:28	3:49	Kickoff	LV 9	6	38	0	38	2	LV 47	Punt
4	04:57	00:25	4:32	Kickoff	LV 18	10	82	0	82	4	HOU 26	Touchdown
5	10:59	05:48	5:11	Kickoff	LV 25	10	75	0	75	6	HOU 4	Touchdown
6	03:14	13:32	4:42	Kickoff	LV 24	7	76	0	76	5	HOU 7	Touchdown
7	11:21	07:06	4:15	Punt	LV 19	7	76	5	81	5	HOU 15	Touchdown
8	01:07	00:00	1:07	Downs	LV 14	2	-1	0	-1	0	LV 14	End Game

WEEK 8: TEXANS 10, TITANS 17 — OCTOBER 30, 2022

TEXANS

#	RECD	LOST	POSS	OBTAINED	BEGAN	PLAYS	YDS	PEN	NET	1ST	ENDED	GIVEN UP
1	11:27	06:46	4:41	Missed FG	HOU 38	8	28	0	28	2	TEN 34	Interception
2	04:27	02:49	1:38	Punt	HOU 6	3	2	0	2	0	HOU 8	Punt
3	02:49	01:22	1:27	Fumble	TEN 42	3	-3	-10	-13	0	HOU 45	Punt
4	11:51	10:40	1:11	Interception	TEN 11	4	-13	0	-13	0	TEN 24	Field Goal
5	06:57	05:13	1:44	Punt	HOU 10	3	0	0	0	0	HOU 10	Punt
6	04:20	01:53	2:27	Kickoff	HOU 18	4	22	0	22	1	HOU 40	Punt
7	00:14	00:00	0:14	Punt	HOU 20	1	-1	0	-1	0	HOU 20	End Half
8	15:00	12:50	2:10	Kickoff	HOU 25	4	12	0	12	1	HOU 37	Punt
9	06:31	03:24	3:07	Kickoff	HOU 25	4	17	5	22	2	HOU 47	Punt
10	11:08	09:07	2:01	Kickoff	HOU 25	3	5	-10	-5	0	HOU 20	Punt
11	07:03	06:17	0:46	Punt	HOU 19	3	-3	0	-3	0	HOU 16	Punt
12	04:03	00:17	3:46	Punt	HOU 10	12	95	-5	90	4	TEN 3	Touchdown

TITANS

#	RECD	LOST	POSS	OBTAINED	BEGAN	PLAYS	YDS	PEN	NET	1ST	ENDED	GIVEN UP
1	15:00	11:27	3:33	Kickoff	TEN 25	6	40	5	45	1	HOU 30	Missed FG
2	06:46	04:27	2:19	Interception	TEN 31	3	5	0	5	0	TEN 36	Punt
3	01:22	11:51	4:31	Punt	TEN 7	7	38	-15	23	2	TEN 30	Interception
4	10:40	06:57	3:43	Kickoff	TEN 18	5	23	0	23	1	TEN 41	Punt
5	05:13	04:20	0:53	Punt	HOU 37	3	37	0	37	1	HOU 29	Touchdown
6	01:53	00:14	1:39	Punt	TEN 17	8	40	0	40	3	HOU 43	Punt
7	12:50	06:31	6:19	Punt	TEN 35	9	80	-15	65	3	HOU 1	Touchdown
8	03:24	11:08	7:16	Punt	TEN 9	12	81	0	81	5	HOU 10	Field Goal
9	09:07	07:03	2:04	Punt	TEN 31	3	5	0	5	0	TEN 36	Punt
10	06:17	04:03	2:14	Punt		3	6	0	6	0	HOU 44	Punt
11	00:17	00:00	0:17	Kickoff		1	-1	0	-1	0		End Game

WEEK 9: TEXANS 17, EAGLES 29 — NOVEMBER 3, 2022

TEXANS

#	RECD	LOST	POSS	OBTAINED	BEGAN	PLAYS	YDS	PEN	NET	1ST	ENDED	GIVEN UP
1	15:00	09:37	5:23	Kickoff	HOU 25	9	75	0	75	5	PHI 2	Touchdown
2	01:33	12:59	3:34	Kickoff	HOU 25	5	23	-5	18	1	HOU 43	Punt
3	12:09	10:04	2:05	Fumble	HOU 35	4	9	0	9	1	HOU 44	Punt
4	04:32	00:37	3:55	Kickoff	HOU 25	7	75	0	75	4	PHI 13	Touchdown
5	12:49	11:21	1:28	Punt	HOU 36	3	7	-10	-3	0	HOU 33	Punt
6	09:49	08:13	1:36	Punt	HOU 20	3	4	0	4	0	HOU 24	Interception
7	08:04	01:15	6:49	Kickoff	HOU 25	12	63	0	63	4	PHI 12	Field Goal
8	11:22	08:15	3:07	Kickoff	HOU 25	6	9	15	24	2	HOU 49	Punt
9	05:58	02:08	3:50	Punt	HOU 38	9	38	3	41	3	PHI 21	Interception

EAGLES

#	RECD	LOST	POSS	OBTAINED	BEGAN	PLAYS	YDS	PEN	NET	1ST	ENDED	GIVEN UP
1	09:37	01:33	8:04	Kickoff	PHI 9	18	83	8	91	7	HOU 2	Touchdown
2	12:59	12:09	0:50	Punt	PHI 20	3	46	0	46	2	HOU 27	Fumble
3	10:04	04:32	5:32	Punt	PHI 21	10	79	0	79	5	HOU 4	Touchdown
4	00:37	00:00	0:37	Kickoff	PHI 25	5	39	0	39	2	HOU 36	Missed FG
5	15:00	12:49	2:11	Kickoff	PHI 17	3	-2	0	-2	0	PHI 15	Punt
6	11:21	09:49	1:32	Punt	PHI 20	3	8	0	8	0	PHI 28	Punt
7	08:13	08:04	0:09	Interception	HOU 17	2	17	0	17	1	HOU 17	Touchdown
8	01:15	11:22	4:53	Kickoff	PHI 25	10	75	0	75	6	HOU 4	Touchdown
9	08:15	05:58	2:17	Punt	PHI 10	3	2	0	2	0	PHI 12	Punt
10	02:08	00:00	2:08	Interception	PHI 25	6	13	-5	8	1	PHI 34	End Game

WEEK 10: TEXANS 16, GIANTS 24 — NOVEMBER 13, 2022

TEXANS

#	RECD	LOST	POSS	OBTAINED	BEGAN	PLAYS	YDS	PEN	NET	1ST	ENDED	GIVEN UP
1	15:00	13:13	1:47	Kickoff	HOU 38	3	-13	0	-13	0	HOU 25	Punt
2	07:51	06:14	1:37	Kickoff	HOU 25	3	6	0	6	0	HOU 31	Punt
3	04:55	03:26	1:29	Punt	HOU 20	3	4	0	4	0	HOU 24	Punt
4	14:53	11:27	3:26	Punt	HOU 20	7	61	0	61	2	NYG 19	Field Goal
5	05:59	02:10	3:49	Punt	HOU 26	6	14	5	19	1	HOU 45	Punt
6	00:59	00:23	0:36	Punt	HOU 33	5	14	-5	9	1	HOU 42	Punt
7	12:33	08:06	4:27	Kickoff	HOU 25	7	72	3	75	5	NYG 12	Touchdown
8	02:21	14:09	3:12	Kickoff	HOU 25	8	67	0	67	3	NYG 10	Fumble
9	12:00	09:49	2:11	Punt	HOU 48	4	38	-15	23	2	NYG 29	Interception
10	04:40	02:22	2:18	Punt	HOU 8	12	76	0	76	5	NYG 16	Field Goal
11	01:55	00:07	1:48	Kickoff	HOU 25	5	48	0	48	3	NYG 27	Field Goal

GIANTS

#	RECD	LOST	POSS	OBTAINED	BEGAN	PLAYS	YDS	PEN	NET	1ST	ENDED	GIVEN UP
1	13:13	07:51	5:22	Punt	NYG 32	10	73	-5	68	4	HOU 9	Touchdown
2	06:14	04:55	1:19	Punt	NYG 24	3	6	0	6	0	NYG 30	Punt
3	03:26	14:53	3:33	Punt	NYG 30	7	34	-4	30	2	HOU 40	Punt
4	11:27	05:59	5:28	Kickoff	NYG 25	8	35	0	35	2	HOU 40	Punt
5	02:10	00:59	1:11	Punt	NYG 3	5	19	3	22	1	NYG 25	Punt
6	00:23	00:00	0:23	Punt	NYG 17	3	15	0	15	1	NYG 37	End Half
7	15:00	12:33	2:27	Kickoff	NYG 25	5	75	0	75	2	NYG 46	Touchdown
8	08:06	02:21	5:45	Kickoff	NYG 26	12	74	0	74	5	HOU 2	Touchdown
9	14:09	12:00	2:09	Fumble	NYG 11	3	9	0	9	0	NYG 20	Punt
10	09:49	04:40	5:09	Interception	NYG 20	7	20	5	25	2	NYG 45	Punt
11	02:22	01:55	0:27	Kickoff	HOU 39	4	8	0	8	0	HOU 31	Field Goal
12	00:07	00:00	0:07	Kickoff	HOU 48	1	-1	0	-1	0	HOU 48	End Game

WEEK 11: TEXANS 10, COMMANDERS 23 — NOVEMBER 20, 2022

TEXANS

#	RECD	LOST	POSS	OBTAINED	BEGAN	PLAYS	YDS	PEN	NET	1ST	ENDED	GIVEN UP
1	13:51	13:16	0:35	Punt	HOU 32	2	0	0	0	0	HOU 32	Interception
2	13:16	11:38	1:38	Kickoff	HOU 25	3	-4	0	-4	0	HOU 21	Punt
3	10:03	08:28	1:35	Punt	HOU 25	3	9	0	9	0	HOU 34	Punt
4	04:53	01:55	2:58	Punt	HOU 20	6	4	0	4	1	HOU 24	Punt
5	11:44	09:43	2:01	Kickoff	HOU 25	3	-11	0	-11	0	HOU 14	Punt
6	04:53	03:00	1:53	Kickoff	HOU 25	3	8	-10	-2	0	HOU 23	Punt
7	00:07	00:00	0:07	Kickoff	HOU 25	1	-1	0	-1	0	HOU 25	End Half
8	15:00	09:53	5:07	Kickoff	HOU 25	11	58	6	64	4	WAS 11	Field Goal
9	06:26	03:39	2:47	Punt	HOU 6	6	3	0	3	1	HOU 9	Punt
10	12:08	10:05	2:03	Kickoff	HOU 25	6	27	0	27	1	WAS 48	Interception
11	07:39	03:19	4:20	Punt	HOU 45	11	55	0	55	4	WAS 4	Touchdown

COMMANDERS

#	RECD	LOST	POSS	OBTAINED	BEGAN	PLAYS	YDS	PEN	NET	1ST	ENDED	GIVEN UP
1	15:00	13:51	1:09	Kickoff	WAS 24	3	1	0	1	0	WAS 25	Punt
2	11:38	10:03	1:35	Punt	WAS 42	3	4	0	4	0	WAS 46	Punt
3	08:28	04:53	3:35	Punt	WAS 18	7	36	0	36	2	HOU 46	Punt
4	01:55	11:44	5:11	Punt	WAS 15	9	80	5	85	6	HOU 10	Touchdown
5	09:43	04:53	4:50	Punt	WAS 39	10	54	0	54	3	HOU 7	Field Goal
6	03:00	00:07	2:53	Punt	WAS 33	11	71	-10	61	3	HOU 6	Field Goal
7	09:53	06:26	3:27	Kickoff	WAS 31	6	20	-5	15	1	WAS 46	Punt
8	03:39	12:08	6:31	Punt	HOU 46	10	20	0	20	2	HOU 26	Field Goal
9	10:05	07:39	2:26	Interception	WAS 3	4	11	0	11	1	WAS 14	Punt
10	03:19	00:00	3:19	Kickoff	HOU 42	7	38	0	38	2	HOU 7	End Game

WEEK 12: TEXANS 15, DOLPHINS 30 — NOVEMBER 27, 2022

TEXANS

#	RECD	LOST	POSS	OBTAINED	BEGAN	PLAYS	YDS	PEN	NET	1ST	ENDED	GIVEN UP
1	15:00	13:22	1:38	Kickoff	HOU 25	3	4	0	4	0	HOU 29	Punt
2	10:21	07:41	2:40	Kickoff	HOU 10	4	-1	0	-1	1	HOU 9	Punt
3	02:57	01:06	1:51	Kickoff	HOU 25	5	13	5	18	1	HOU 43	Punt
4	13:18	12:27	0:51	Punt	HOU 20	2	1	0	1	0	HOU 21	Interception
5	12:22	10:54	1:28	Kickoff	HOU 25	3	4	0	4	0	HOU 29	Punt
6	06:22	04:59	1:23	Kickoff	HOU 25	3	-9	0	-9	0	HOU 11	Fumble
7	04:59	01:52	3:07	Kickoff	HOU 16	5	18	0	18	1	HOU 34	Punt
8	10:38	08:29	2:09	Punt	HOU 26	3	1	0	1	0	HOU 27	Punt
9	06:28	03:18	3:10	Punt	HOU 36	6	49	15	64	5	MIA 3	Touchdown
10	00:11	12:46	2:25	Fumble		6	55	-5	50	3	MIA 25	Touchdown
11	11:47	09:00	2:47	Punt	HOU 33	8	57	0	57	2	MIA 10	Field Goal
12	07:12	04:48	2:24	Punt	HOU 41	4	0	-10	-10	0	HOU 31	Punt
13	04:20	02:40	1:40	Punt	HOU 40	7	16	0	16	1	MIA 44	Interception

DOLPHINS

#	RECD	LOST	POSS	OBTAINED	BEGAN	PLAYS	YDS	PEN	NET	1ST	ENDED	GIVEN UP
1	13:22	10:21	3:01	Punt	MIA 34	9	49	-10	39	3	HOU 27	Field Goal
2	07:41	02:57	4:44	Punt	MIA 41	8	59	0	59	4	HOU 4	Touchdown
3	01:06	13:18	2:48	Punt	MIA 9	7	40	0	40	2	MIA 49	Punt
4	12:27	12:22	0:05	Interception	HOU 3	1	3	0	3	1	HOU 3	Touchdown
5	10:54	06:22	4:32	Punt	MIA 23	10	72	0	72	4	HOU 5	Field Goal
6	01:52	00:00	1:52	Punt	MIA 12	11	64	7	71	5	HOU 17	Field Goal
7	15:00	10:38	4:22	Kickoff	MIA 25	6	10	13	23	2	MIA 48	Punt
8	08:29	06:28	2:01	Punt	MIA 30	3	0	0	0	0	MIA 30	Punt
9	03:18	00:11	3:07	Kickoff	MIA 25	6	22	0	22	2	MIA 48	Fumble
10	12:46	11:47	0:59	Kickoff	MIA 25	3	2	5	7	1	MIA 32	Punt
11	09:00	07:12	1:48	Kickoff	MIA 25	3	5	0	5	0	MIA 30	Punt
12	04:48	04:20	0:28	Punt	MIA 21	3	-1	0	-1	0	MIA 20	Punt
13	02:40	00:00	2:40	Interception	MIA 36	5	13	0	13	1	MIA 49	End Game

WEEK 13: TEXANS 14, BROWNS 27 — DECEMBER 4, 2022

TEXANS

#	RECD	LOST	POSS	OBTAINED	BEGAN	PLAYS	YDS	PEN	NET	1ST	ENDED	GIVEN UP
1	15:00	14:54	0:06	Kickoff	HOU 25	1	0	0	0	0	HOU 25	Interception
2	14:04	12:38	1:26	Punt	HOU 10	4	18	0	18	1	HOU 28	Punt
3	11:53	08:02	3:51	Fumble	CLE 38	8	33	-20	13	2	CLE 25	Field Goal
4	03:23	13:02	5:21	Interception	HOU 26	12	73	0	73	5	CLE 1	Downs
5	11:53	09:35	2:18	Kickoff	CLE 49	3	5	0	5	0	CLE 44	Punt
6	05:20	03:41	1:39	Punt	HOU 8	3	8	0	8	0	HOU 16	Punt
7	03:41	01:22	2:19	Kickoff	HOU 32	4	18	0	18	1		Punt
8	00:32	00:11	0:21	Punt	HOU 26	3	7	0	7	0	HOU 33	Punt
9	10:38	10:10	0:28	Punt	HOU 1	2	1	0	1	0	HOU 1	Fumble
10	10:10	05:08	5:02	Kickoff	HOU 24	7	29	30	59	3	CLE 17	Field Goal
11	01:31	00:34	0:57	Punt	HOU 19	3	1	0	1	0	HOU 20	Punt
12	09:36	09:30	0:06	Kickoff	HOU 25	1	0	0	0	0	HOU 25	Interception
13	09:30	07:46	1:44	Kickoff	HOU 25	5	11	0	11	1	HOU 36	Punt
14	04:03	01:57	2:06	Kickoff	HOU 25	7	75	0	75	3	CLE 6	Touchdown

BROWNS

#	RECD	LOST	POSS	OBTAINED	BEGAN	PLAYS	YDS	PEN	NET	1ST	ENDED	GIVEN UP
1	14:54	14:04	0:50	Interception	CLE 43	3	7	0	7	0		Punt
2	12:38	11:53	0:45	Punt	CLE 30	2	17	0	17	0	CLE 35	Fumble
3	08:02	03:23	4:39	Kickoff	CLE 16	9	73	0	73	4	HOU 11	Interception
4	13:02	11:53	1:09	Downs	CLE 1	2	0	-1	-1	0	CLE 1	Safety
5	09:35	05:20	4:15	Punt	CLE 1	7	45	-10	35	2	CLE 36	Punt
6	01:22	00:32	0:50	Punt	CLE 9	4	13	5	18	1	CLE 27	Punt
7	00:11	00:00	0:11	Punt	CLE 20	2	17	0	17	1	CLE 31	End Half
8	15:00	10:38	4:22	Kickoff	CLE 13	8	41	0	41	2	HOU 46	Punt
9	05:08	01:31	3:37	Kickoff	CLE 21	5	28	0	28	1	CLE 49	Punt
10	00:34	09:36	5:58	Punt	CLE 33	11	52	-10	42	3	HOU 25	Field Goal
11	07:46	05:29	2:17	Punt	CLE 20	3	9	-5	4	0	CLE 24	Punt
12	05:29	04:03	1:26	Fumble	HOU 32	4	3	5	8	0	HOU 24	Field Goal
13	01:57	00:00	1:57	Kickoff	HOU 46	3	-1	0	-1	0	HOU 47	End Game

WEEK 14: TEXANS 23, COWBOYS 27 — DECEMBER 11, 2022

TEXANS

#	RECD	LOST	POSS	OBTAINED	BEGAN	PLAYS	YDS	PEN	NET	1ST	ENDED	GIVEN UP
1	11:20	09:01	2:19	Kickoff	HOU 25	3	3	0	3	0	HOU 28	Punt
2	09:01	05:33	3:28	Muffed Punt	DAL 24	6	24	0	24	2	DAL 1	Touchdown
3	03:27	00:18	3:09	Punt	HOU 28	6	47	0	47	1	DAL 25	Field Goal
4	12:28	06:13	6:15	Kickoff	HOU 25	10	35	0	35	2	DAL 42	Downs
5	04:36	03:42	0:54	Punt	HOU 21	3	2	0	2	0	HOU 23	Punt
6	03:12	02:23	0:49	Interception	DAL 27	2	32	-5	27	1	DAL 28	Touchdown
7	00:40	00:00	0:40	Kickoff	HOU 25	5	38	5	43	3	DAL 32	Field Goal
8	15:00	12:59	2:01	Kickoff	HOU 25	4	12	0	12	1	HOU 37	Fumble
9	08:19	03:03	5:16	Downs	HOU 2	10	63	0	63	3	DAL 35	Field Goal
10	14:50	13:24	1:26	Kickoff	HOU 25	3	3	0	3	0	HOU 28	Punt
11	12:03	08:01	4:02	Punt	HOU 25	7	35	0	35	2	DAL 40	Punt
12	05:37	03:20	2:17	Interception	DAL 4	4	2	0	2	0	DAL 3	Downs
13	00:41	00:03	0:38	Kickoff	HOU 25	4	31	-10	21	1	HOU 46	Interception

COWBOYS

#	RECD	LOST	POSS	OBTAINED	BEGAN	PLAYS	YDS	PEN	NET	1ST	ENDED	GIVEN UP
1	15:00	11:20	3:40	Kickoff	DAL 24	9	76	0	76	4	HOU 11	Touchdown
2	05:33	03:27	2:06	Kickoff	DAL 25	3	6	0	6	0	DAL 31	Punt
3	00:18	12:28	2:50	Kickoff	DAL 25	7	80	-5	75	3	HOU 10	Touchdown
4	06:13	04:36	1:37	Downs	DAL 40	3	6	0	6	0	DAL 46	Punt
5	03:42	03:12	0:30	Punt	DAL 36	2	2	0	2	0	DAL 38	Interception
6	02:23	00:40	1:43	Kickoff	DAL 25	11	60	0	60	3	HOU 15	Field Goal
7	12:59	08:19	4:40	Fumble	HOU 28	9	26	0	26	2	HOU 1	Downs
8	03:03	14:50	3:13	Kickoff	DAL 25	9	40	0	40	2	HOU 35	Field Goal
9	13:24	12:03	1:21	Punt	DAL 12	3	6	0	6	0	DAL 18	Punt
10	08:01	05:37	2:24	Punt	DAL 1	5	2	0	2	1	DAL 3	Interception
11	03:20	00:41	2:39	Downs	DAL 2	11	98	0	98	6	HOU 2	Touchdown
12	00:03	00:00	0:03	Interception	DAL 20	1	-1	0	-1	0	DAL 20	End Game

WEEK 15: TEXANS 24, CHIEFS 30 — DECEMBER 18, 2022

TEXANS

#	RECD	LOST	POSS	OBTAINED	BEGAN	PLAYS	YDS	PEN	NET	1ST	ENDED	GIVEN UP
1	15:00	13:08	1:52	Kickoff	HOU 25	4	14	0	14	1	HOU 39	Punt
2	09:48	08:24	1:24	Punt	HOU 15	3	0	0	0	0	HOU 15	Punt
3	06:43	01:01	5:42	Punt	HOU 20	11	66	14	80	5	KC 8	Touchdown
4	12:27	09:37	2:50	Kickoff	HOU 25	6	15	-5	10	1	HOU 35	Punt
5	09:31	09:19	0:12	Fumble	KC 17	2	17	0	17	1	KC 17	Touchdown
6	07:28	04:06	3:22	Punt	HOU 22	5	28	0	28	1		Punt
7	00:14	00:00	0:14	Kickoff	HOU 25	1	-1	0	-1	0	HOU 25	End Half
8	09:05	08:43	0:22	Kickoff	HOU 25	3	0	0	0	0	HOU 25	Punt
9	05:43	01:25	4:18	Fumble	KC 49	7	28	21	49	4	KC 12	Touchdown
10	11:57	05:11	6:46	Kickoff	HOU 25	15	51	14	65	5	KC 10	Field Goal
11	00:08	00:00	0:08	Missed FG	HOU 41	1	-1	0	-1	0	HOU 41	End Half
12	05:34	05:19	0:15	Punt	HOU 13	1	2	0	2	0	HOU 13	Fumble

CHIEFS

#	RECD	LOST	POSS	OBTAINED	BEGAN	PLAYS	YDS	PEN	NET	1ST	ENDED	GIVEN UP
1	13:08	09:48	3:20	Punt	KC 19	7	29	0	29	2	KC 48	Punt
2	08:24	06:43	1:41	Punt	KC 40	3	-4	0	-4	0	KC 36	Punt
3	01:01	12:27	3:34	Kickoff	KC 25	7	75	0	75	5	HOU 20	Touchdown
4	09:37	09:31	0:06	Punt	KC 22	1	0	0	0	0	KC 22	Fumble
5	09:19	07:28	1:51	Kickoff	KC 25	3	6	0	6	0	KC 31	Punt
6	04:06	00:14	3:52	Punt	KC 3	13	108	-11	97	7	HOU 4	Touchdown
7	15:00	09:05	5:55	Kickoff	KC 25	10	67	0	67	4	HOU 8	Field Goal
8	08:43	05:43	3:00	Punt	KC 23	6	36	5	41	2	HOU 42	Fumble
9	01:25	11:57	4:28	Kickoff	KC 16	9	76	8	84	7	HOU 5	Touchdown
10	05:11	00:08	5:03	Kickoff	KC 23	11	44	0	44	3	HOU 33	Missed FG
11	10:00	05:34	4:26	Kickoff	KC 9	7	36	0	36	2	KC 45	Punt
12	05:19	05:13	0:06	Fumble	HOU 26	1	26	0	26	1	HOU 26	Touchdown

WEEK 16: TEXANS 19, TITANS 14 — DECEMBER 24, 2022

TEXANS

#	RECD	LOST	POSS	OBTAINED	BEGAN	PLAYS	YDS	PEN	NET	1ST	ENDED	GIVEN UP
1	12:55	11:57	0:58	Punt	HOU 26	3	2	0	2	0	HOU 28	Punt
2	08:48	02:34	6:14	Kickoff	HOU 25	11	75	0	75	4	TEN 6	Touchdown
3	15:00	06:50	8:10	Punt	HOU 41	13	57	-5	52	4	TEN 7	Field Goal
4	03:53	02:20	1:33	Punt	HOU 23	3	-1	0	-1	0	HOU 22	Punt
5	00:09	00:00	0:09	Punt	HOU 9	1	-1	0	-1	0	HOU 9	End Half
6	15:00	12:25	2:35	Kickoff	HOU 28	7	25	0	25	1	TEN 47	Downs
7	08:51	07:01	1:50	Kickoff	HOU 37	3	2	-5	-3	0	HOU 34	Interception
8	06:06	03:55	2:11	Downs	HOU 38	3	4	0	4	0	HOU 42	Punt
9	01:41	01:15	0:26	Punt	HOU 31	3	0	0	0	0	HOU 31	Punt
10	13:44	07:25	6:19	Fumble	HOU 42	10	49	5	54	3	TEN 4	Field Goal
11	05:07	02:52	2:15	Punt	HOU 27	5	73	0	73	3	TEN 6	Touchdown
12	01:33	01:10	0:23	Interception	TEN 38	3	0	0	0	0	TEN 38	Punt

TITANS

#	RECD	LOST	POSS	OBTAINED	BEGAN	PLAYS	YDS	PEN	NET	1ST	ENDED	GIVEN UP
1	15:00	12:55	2:05	Kickoff	TEN 27	3	-9	0	-9	0	TEN 18	Punt
2	11:57	08:48	3:09	Punt	TEN 40	5	65	-5	60	2	HOU 48	Touchdown
3	02:34	00:00	2:34	Kickoff	TEN 25	3	9	-10	-1	0	TEN 24	Punt
4	06:50	03:53	2:57	Kickoff	TEN 27	4	12	5	17	1	TEN 44	Punt
5	02:20	00:09	2:11	Punt	TEN 25	10	35	-5	30	3	HOU 45	Punt
6	12:25	08:51	3:34	Downs	TEN 48	6	52	0	52	3	HOU 14	Touchdown
7	07:01	06:06	0:55	Interception	HOU 40	4	2	0	2	0	HOU 38	Downs
8	03:55	01:41	2:14	Punt	TEN 10	3	9	0	9	0	TEN 19	Punt
9	01:15	13:44	2:31	Punt	TEN 31	5	27	0	27	2	HOU 44	Fumble
10	07:25	05:07	2:18	Kickoff	TEN 21	3	2	0	2	0	TEN 23	Punt
11	02:52	01:33	1:19	Kickoff	TEN 25	6	30	0	30	2	HOU 45	Interception
12	01:10	00:00	1:10	Punt	TEN 4	6	38	15	53	3	HOU 43	Interception

WEEK 17: TEXANS 3, JAGUARS 31 — JANUARY 1, 2023

TEXANS

#	RECD	LOST	POSS	OBTAINED	BEGAN	PLAYS	YDS	PEN	NET	1ST	ENDED	GIVEN UP
1	15:00	11:30	3:30	Kickoff	HOU 26	7	19	0	19	1	HOU 45	Downs
2	08:24	06:50	1:34	Kickoff	HOU 26	3	7	0	7	0	HOU 33	Punt
3	03:41	01:14	2:27	Punt	HOU 1	4	8	21	29	1	HOU 30	Punt
4	14:13	12:30	1:43	Punt	HOU 11	3	6	0	6	0	HOU 17	Punt
5	12:21	11:35	0:46	Kickoff	HOU 23	2	-7	0	-7	0	HOU 25	Fumble
6	11:35	09:07	2:28	Kickoff	HOU 25	3	14	-5	9	0	HOU 34	Punt
7	08:21	06:49	1:32	Interception	JAX 41	5	31	0	31	1	JAX 10	Downs
8	04:45	01:53	2:52	Punt	HOU 42	6	16	0	16	1	JAX 42	Punt
9	09:28	05:49	3:39	Kickoff	HOU 25	7	47	-10	37	2	JAX 38	Field Goal
10	00:45	11:38	4:07	Interception	HOU 10	11	39	0	39	3	HOU 49	Downs
11	10:00	08:15	1:45	Punt	HOU 10	3	-5	0	-5	0	HOU 5	Punt
12	06:06	03:53	2:13	Kickoff	HOU 31	7	38	-10	28	1	HOU 47	Downs
13	01:54	00:00	1:54	Punt	HOU 11	7	64	0	64	3	HOU 46	End Game

JAGUARS

#	RECD	LOST	POSS	OBTAINED	BEGAN	PLAYS	YDS	PEN	NET	1ST	ENDED	GIVEN UP
1	11:30	08:24	3:06	Downs	HOU 45	8	45	0	45	4	HOU 5	Touchdown
2	06:50	03:41	3:09	Punt	JAX 23	5	32	5	37	2	HOU 40	Punt
3	01:14	14:13	2:01	Punt	JAX 35	5	12	5	17	1	HOU 48	Punt
4	12:30	12:21	0:09	Punt	JAX 38	1	62	0	62	1	JAX 38	Touchdown
5	09:07	08:21	0:46	Punt	JAX 9	2	5	0	5	0	JAX 14	Interception
6	06:49	04:45	2:04	Downs	JAX 10	3	7	0	7	0	JAX 17	Punt
7	01:53	00:00	1:53	Punt	JAX 10	6	39	0	39	1	JAX 38	End Half
8	15:00	09:28	5:32	Kickoff	JAX 25	11	65	10	75	7	HOU 3	Touchdown
9	05:49	00:45	5:04	Kickoff	JAX 21	10	58	0	58	4	HOU 21	Interception
10	11:38	10:00	1:38	Downs	HOU 48	3	-4	0	-4	0	JAX 48	Punt
11	08:15	06:06	2:09	Punt	HOU 40	4	5	0	5	0	HOU 35	Field Goal
12	03:53	01:54	1:59	Downs	JAX 41	3	6	0	6	0	JAX 47	Punt

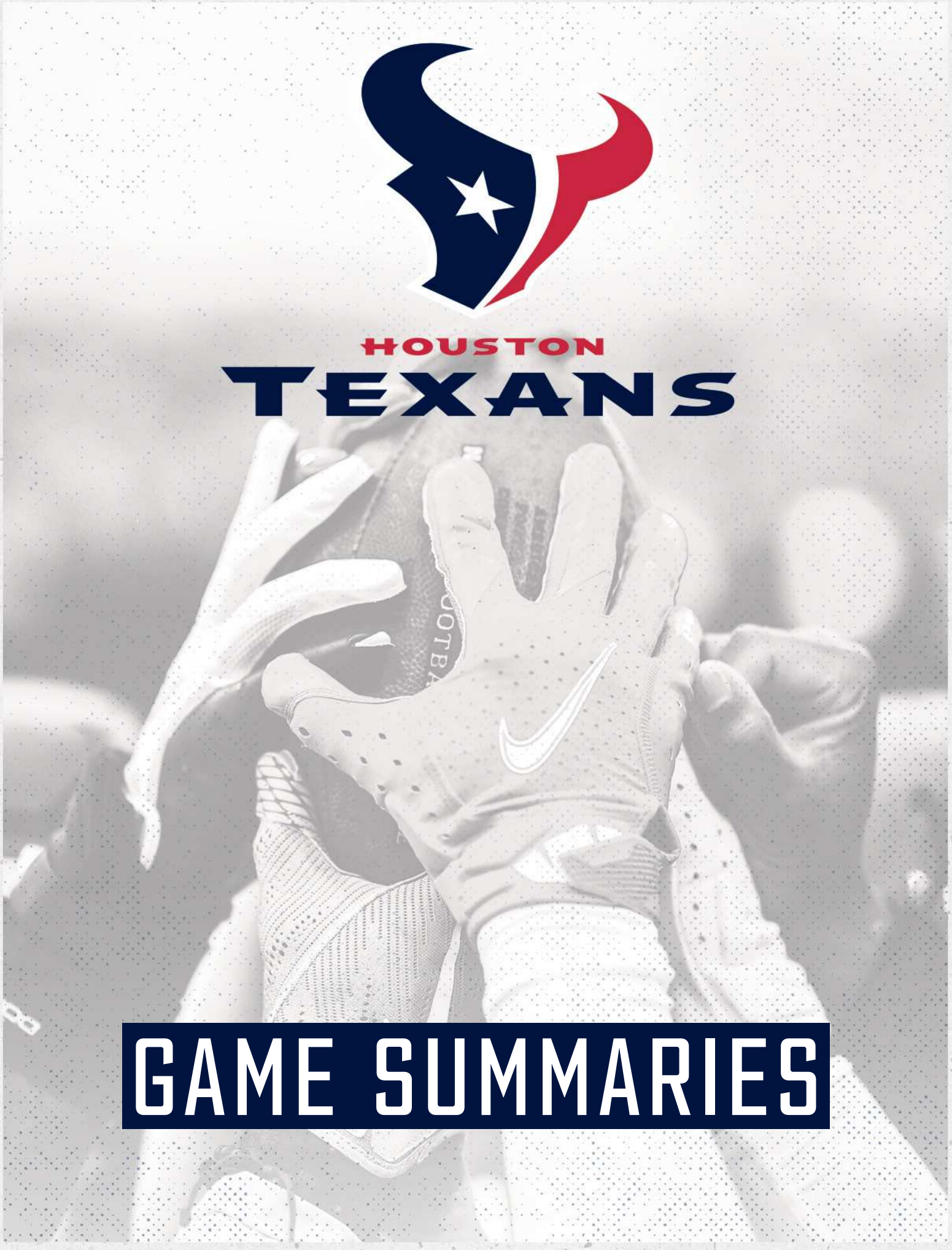

GAME SUMMARIES

20

WEEK 1

Indianapolis Colts 20, Houston Texans 20 (OT)

69,415 NRG Stadium Sep 11, 2022

20

Indianapolis Colts	**3**	**0**	**0**	**17**	**0**	**—**	**20**
Houston Texans	**0**	**10**	**10**	**0**	**0**	**—**	**20**

SCORING DRIVES

TEAM	QTR	TIME	SCORING PLAY	IND	HOU
Colts	1	05:13	R.Blankenship 45 yd. Field Goal (12-47, 6:46)	3	0
Texans	2	07:50	K.Fairbairn 45 yd. Field Goal (14-69, 6:20)	3	3
Texans	2	02:37	O.Howard 16 yd. pass from D.Mills (K.Fairbairn kick) (4-58, 1:49)	3	10
Texans	3	12:17	K.Fairbairn 43 yd. Field Goal (5-50, 2:43)	3	13
Texans	3	07:16	O.Howard 22 yd. pass from D.Mills (K.Fairbairn kick) (4-58, 1:40)	3	20
Colts	4	10:44	R.Blankenship 27 yd. Field Goal (11-76, 4:02)	6	20
Colts	4	07:42	J.Taylor 2 yd. run (R.Blankenship kick) (4-20, 2:07)	13	20
Colts	4	01:54	M.Pittman 15 yd. pass from M.Ryan (R.Blankenship kick) (7-80, 2:35)	20	20

INDIANAPOLIS COLTS

PASSING	ATT	CP	YDS	SK/YD	TD	LG	INT	RTG
Matt Ryan	50	32	352	2/12	1	28	1	83.1
TOTAL	**50**	**32**	**352**	**2/12**	**1**	**28**	**1**	**83.1**

RUSHING	ATT	YDS	AVG	LG	TD
Jonathan Taylor	31	161	5.2	17	1
Matt Ryan	4	12	3.0	10	0
Nyheim Hines	3	4	1.3	3	0
TOTAL	**38**	**177**	**4.7**	**17**	**1**

RECEIVING	NO	YDS	AVG	LG	TD
Michael Pittman Jr.	9	121	13.4	28	1
Nyheim Hines	6	50	8.3	15	0
Jonathan Taylor	4	14	3.5	5	0
Ashton Dulin	3	46	15.3	23	0
Parris Campbell	3	37	12.3	20	0
Kylen Granson	3	22	7.3	12	0
Mike Strachan	2	36	18.0	20	0
Mo Alie-Cox	2	26	13.0	13	0
TOTAL	**32**	**352**	**11.0**	**28**	**1**

TOP DEFENSE	TOT	SOLO	AST	SCK	YDS	INT
Zaire Franklin	8	6	2	0.0	0.0	0
Kenny Moore II	7	6	1	0.0	0.0	0
Bobby Okereke	7	6	1	0.0	0.0	0

FIELD GOALS	FGM/FGA	PERCENT	RESULTS
Rodrigo Blankenship	2-3	66.7	45G, 27G, 42WR
TOTAL	**2-3**	**66.0**	

HOUSTON TEXANS

PASSING	ATT	CP	YDS	SK/YD	TD	LG	INT	RTG
Davis Mills	37	23	240	3/18	2	42	0	98.9
TOTAL	**37**	**23**	**240**	**3/18**	**2**	**42**	**0**	**98.9**

RUSHING	ATT	YDS	AVG	LG	TD
Rex Burkhead	14	40	2.9	8	0
Dameon Pierce	11	33	3.0	8	0
Jeff Driskel	1	5	5.0	5	0
Davis Mills	2	-1	-0.5	1	0
TOTAL	**28**	**77**	**2.8**	**8**	**0**

RECEIVING	NO	YDS	AVG	LG	TD
Brandin Cooks	7	82	11.7	42	0
Rex Burkhead	5	30	6.0	8	0
Chris Moore	3	31	10.3	11	0
O.J. Howard	2	38	19.0	22t	2
Nico Collins	2	26	13.0	18	0
Pharaoh Brown	1	17	17.0	17	0
Dameon Pierce	1	6	6.0	6	0
Troy Hairston	1	5	5.0	5	0
Brevin Jordan	1	5	5.0	5	0
TOTAL	**23**	**240**	**10.4**	**42**	**2**

TOP DEFENSE	TOT	SOLO	AST	SCK	YDS	INT
Kamu Grugier-Hill	18	14	4	0.0	0.0	0
Jonathan Owens	15	11	4	0.0	0.0	0
Jalen Pitre	10	5	5	0.0	0.0	0

FIELD GOALS	FGM/FGA	PERCENT	RESULTS
Ka'imi Fairbairn	2-2	100.0	45G, 43G
TOTAL	**2-2**	**100.0**	

Team Statistics	Colts	Texans
First Downs	33	20
3rd-Down Eff. (Made/Att/Pct)	6/15/40%	5/15/33%
4th-Down Eff. (Made/Att/Pct)	0/1/0%	0/0/0%
Total Net Yards	517	299
Total Plays	90	68
Yards Per Play	5.7	4.4
Rushes/Net Yards	38/177	28/77
Net Passing	340	222
Pass Attempts/Completions	50/32	37/23
Had Intercepted	1	0
Sacked/Yards Lost	2/12	3/18
Punts/Average	4/44.8	7/45.4
Penalties/Yards	7/89	6/40
Fumbles/Lost	5/1	1/1
Possession Time	39:37	30:23

9

WEEK 2

Houston Texans 9, Denver Broncos 16

76,191 Empower Field at Mile High Sep 18, 2022

16

Houston Texans	3	3	3	0	—	9
Denver Broncos	3	3	0	10	—	16

SCORING DRIVES

TEAM	QTR	TIME	SCORING PLAY	HOU	DEN
Broncos	1	05:30	B.McManus 20 yd. Field Goal (8-63, 2:18)	0	3
Texans	1	02:19	K.Fairbairn 40 yd. Field Goal (10-54, 3:11)	3	3
Texans	2	07:20	K.Fairbairn 44 yd. Field Goal (10-54, 5:32)	6	3
Broncos	2	00:20	B.McManus 24 yd. Field Goal (9-70, 3:44)	6	6
Texans	3	08:33	K.Fairbairn 24 yd. Field Goal (11-39, 5:09)	9	6
Broncos	4	12:37	E.Saubert 22 yd. pass from R.Wilson (B.McManus kick) (6-62, 3:56)	9	13
Broncos	4	03:36	B.McManus 50 yd. Field Goal (12-54, 6:12)	9	16

HOUSTON TEXANS

PASSING	ATT	CP	YDS	SK/YD	TD	LG	INT	RTG
Davis Mills	38	19	177	3/23	0	29	0	63.2
TOTAL	**38**	**19**	**177**	**3/23**	**0**	**29**	**0**	**63.2**

RUSHING	ATT	YDS	AVG	LG	TD
Dameon Pierce	15	69	4.6	12	0
Jeff Driskel	1	10	10.0	10	0
Davis Mills	2	1	0.5	2	0
TOTAL	**18**	**80**	**4.4**	**12**	**0**

RECEIVING	NO	YDS	AVG	LG	TD
Nico Collins	4	58	14.5	29	0
Brandin Cooks	4	54	13.5	25	0
Pharaoh Brown	3	24	8.0	18	0
Chris Moore	2	14	7.0	9	0
Rex Burkhead	2	9	4.5	5	0
Brevin Jordan	2	3	1.5	4	0
Dameon Pierce	1	8	8.0	8	0
O.J. Howard	1	7	7.0	7	0
TOTAL	**19**	**177**	**9.3**	**29**	**0**

TOP DEFENSE	TOT	SOLO	AST	SCK	YDS	INT
Jonathan Owens	10	6	4	0.0	0.0	0
Derek Stingley Jr.	8	8	0	0.0	0.0	0
Christian Kirksey	5	4	1	0.5	3.0	1

FIELD GOALS	FGM/FGA	PERCENT	RESULTS
Ka'imi Fairbairn	3-3	100.0	40G, 44G, 24G
TOTAL	**3-3**	**100.0**	

DENVER BRONCOS

PASSING	ATT	CP	YDS	SK/YD	TD	LG	INT	RTG
Russell Wilson	31	14	219	3/18	1	35	1	66.5
TOTAL	**31**	**14**	**219**	**3/18**	**1**	**35**	**1**	**66.5**

RUSHING	ATT	YDS	AVG	LG	TD
Javonte Williams	15	75	5.0	17	0
Melvin Gordon III	10	47	4.7	9	0
Montrell Washington	1	19	19.0	19	0
Courtland Sutton	1	5	5.0	5	0
Russell Wilson	2	3	1.5	4	0
Jerry Jeudy	1	1	1.0	1	0
Andrew Beck	1	-1	-1.0	-1	0
TOTAL	**31**	**149**	**4.8**	**19**	**0**

RECEIVING	NO	YDS	AVG	LG	TD
Courtland Sutton	7	122	17.4	35	0
Tyrie Cleveland	2	28	14.0	16	0
Eric Saubert	1	22	22.0	22t	1
Kendall Hinton	1	20	20.0	20	0
Jerry Jeudy	1	11	11.0	11	0
Javonte Williams	1	10	10.0	10	0
Melvin Gordon III	1	6	6.0	6	0
TOTAL	**14**	**219**	**15.6**	**35**	**1**

TOP DEFENSE	TOT	SOLO	AST	SCK	YDS	INT
Caden Sterns	6	5	1	0.0	0.0	0
Dre'Mont Jones	6	4	2	2.0	14.0	0
Kareem Jackson	6	3	3	0.0	0.0	0

FIELD GOALS	FGM/FGA	PERCENT	RESULTS
Brandon McManus	3-3	100.0	20G, 24G, 50G
TOTAL	**3-3**	**100.0**	

Team Statistics	Texans	Broncos
First Downs	15	20
3rd-Down Eff. (Made/Att/Pct)	2/13/15%	3/12/25%
4th-Down Eff. (Made/Att/Pct)	1/3/33%	1/1/100%
Total Net Yards	234	350
Total Plays	59	65
Yards Per Play	4.0	5.4
Rushes/Net Yards	18/80	31/149
Net Passing	154	201
Pass Attempts/Completions	38/19	31/14
Had Intercepted	0	1
Sacked/Yards Lost	3/23	3/18
Punts/Average	5/53.6	5/42.8
Penalties/Yards	8/94	13/100
Fumbles/Lost	2/0	0/0
Possession Time	27:27	32:33

20

WEEK 3

Houston Texans 20, Chicago Bears 23

60,592 Soldier Field Sep 25, 2022

23

Houston Texans	**7**	**7**	**6**	**0**	**—**	**20**
Chicago Bears	**10**	**3**	**7**	**3**	**—**	**23**

SCORING DRIVES

TEAM	QTR	TIME	SCORING PLAY	HOU	CHI
Bears	1	11:22	C.Santos 47 yd. Field Goal (9-45, 3:38)	0	3
Bears	1	06:45	K.Herbert 11 yd. run (C.Santos kick) (6-81, 3:16)	0	10
Texans	1	03:40	J.Akins 4 yd. pass from D.Mills (K.Fairbairn kick) (7-75, 3:05)	7	10
Texans	2	07:32	D.Pierce 1 yd. run (K.Fairbairn kick) (4-41, 2:07)	14	10
Bears	2	01:48	C.Santos 50 yd. Field Goal (12-50, 5:44)	14	13
Texans	3	11:25	K.Fairbairn 39 yd. Field Goal (7-54, 3:35)	17	13
Bears	3	08:25	K.Herbert 1 yd. run (C.Santos kick) (5-75, 3:00)	17	20
Texans	3	00:54	K.Fairbairn 23 yd. Field Goal (14-70, 7:31)	20	20
Bears	4	00:00	C.Santos 30 yd. Field Goal (4-0, 1:05)	20	23

HOUSTON TEXANS

PASSING	ATT	CP	YDS	SK/YD	TD	LG	INT	RTG
Davis Mills	32	20	245	1/8	1	52	2	70.4
TOTAL	**32**	**20**	**245**	**1/8**	**1**	**52**	**2**	**70.4**

RUSHING	ATT	YDS	AVG	LG	TD
Dameon Pierce	20	80	4.0	24	1
Rex Burkhead	3	9	3.0	4	0
M.J. Stewart	1	3	3.0	3	0
TOTAL	**24**	**92**	**3.8**	**24**	**1**

RECEIVING	NO	YDS	AVG	LG	TD
Rex Burkhead	4	21	5.3	8	0
Chris Moore	3	63	21.0	52	0
Jordan Akins	3	31	10.3	25	1
Pharaoh Brown	3	31	10.3	30	0
Nico Collins	2	41	20.5	22	0
Brandin Cooks	2	22	11.0	17	0
Dameon Pierce	2	21	10.5	12	0
Phillip Dorsett	1	15	15.0	15	0
TOTAL	**20**	**245**	**12.3**	**52**	**1**

TOP DEFENSE	TOT	SOLO	AST	SCK	YDS	INT
Jonathan Owens	11	6	5	0.0	0.0	0
Jalen Pitre	8	5	3	1.0	8.0	2
Desmond King II	7	7	0	0.0	0.0	0

FIELD GOALS	FGM/FGA	PERCENT	RESULTS
Ka'imi Fairbairn	2-2	100.0	39G, 23G
TOTAL	**2-2**	**100.0**	

CHICAGO BEARS

PASSING	ATT	CP	YDS	SK/YD	TD	LG	INT	RTG
Justin Fields	17	8	106	5/24	0	24	2	27.7
TOTAL	**17**	**8**	**106**	**5/24**	**0**	**24**	**2**	**27.7**

RUSHING	ATT	YDS	AVG	LG	TD
Khalil Herbert	20	157	7.9	52	2
Justin Fields	8	47	5.9	29	0
Equanimeous St. Brown	2	43	21.5	41	0
Trestan Ebner	7	23	3.3	7	0
David Montgomery	3	11	3.7	5	0
TOTAL	**40**	**281**	**7.0**	**52**	**2**

RECEIVING	NO	YDS	AVG	LG	TD
Cole Kmet	2	40	20.0	24	0
Darnell Mooney	2	23	11.5	18	0
Khalil Herbert	2	12	6.0	7	0
Equanimeous St. Brown	1	20	20.0	20	0
Byron Pringle	1	11	11.0	11	0
TOTAL	**8**	**106**	**13.3**	**24**	**0**

TOP DEFENSE	TOT	SOLO	AST	SCK	YDS	INT
Roquan Smith	16	6	10	0.0	0.0	1
Eddie Jackson	8	5	3	0.0	0.0	1
Jaquan Brisker	6	4	2	0.0	0.0	0

FIELD GOALS	FGM/FGA	PERCENT	RESULTS
Cairo Santos	3-3	100.0	47G, 50G, 30G
TOTAL	**3-3**	**100.0**	

Team Statistics	Texans	Bears
First Downs	17	17
3rd-Down Eff. (Made/Att/Pct)	3/12/25%	6/14/43%
4th-Down Eff. (Made/Att/Pct)	1/1/100%	0/0/0%
Total Net Yards	329	363
Total Plays	57	62
Yards Per Play	5.8	5.9
Rushes/Net Yards	24/92	40/281
Net Passing	237	82
Pass Attempts/Completions	32/20	17/8
Had Intercepted	2	2
Sacked/Yards Lost	1/8	5/24
Punts/Average	5/48.4	4/45.5
Penalties/Yards	3/25	6/32
Fumbles/Lost	3/0	2/0
Possession Time	28:38	31:22

34

WEEK 4

Los Angeles Chargers 34, Houston Texans 24

69,071 NRG Stadium Oct 2, 2022

24

Los Angeles Chargers	7	20	0	7	—	34
Houston Texans	0	7	7	10	—	24

SCORING DRIVES

TEAM	QTR	TIME	SCORING PLAY	LAC	HOU
Chargers	1	12:00	G.Everett 18 yd. pass from J.Herbert (D.Hopkins kick) (3-25, 1:28)	7	0
Chargers	2	12:57	A.Ekeler 10 yd. run (D.Hopkins kick) (9-64, 4:22)	14	0
Chargers	2	10:00	A.Ekeler 20 yd. run (D.Hopkins kick) (3-73, 1:18)	21	0
Texans	2	09:48	D.Pierce 75 yd. run (K.Fairbairn kick) (1-75, 0:12)	21	7
Chargers	2	04:35	D.Hopkins 23 yd. Field Goal (10-77, 5:13)	24	7
Chargers	2	00:00	D.Hopkins 37 yd. Field Goal (9-49, 0:57)	27	7
Texans	3	01:12	R.Burkhead 8 yd. pass from D.Mills (K.Fairbairn kick) (8-87, 4:30)	27	14
Texans	4	10:02	B.Cooks 18 yd. pass from D.Mills (K.Fairbairn kick) (5-93, 2:53)	27	21
Texans	4	08:30	K.Fairbairn 40 yd. Field Goal (4--6, 1:28)	27	24
Chargers	4	02:28	A.Ekeler 14 yd. pass from J.Herbert (D.Hopkins kick) (12-84, 6:02)	34	24

LOS ANGELES CHARGERS

PASSING	ATT	CP	YDS	SK/YD	TD	LG	INT	RTG
Justin Herbert	39	27	340	1/2	2	50	0	113.2
TOTAL	**39**	**27**	**340**	**1/2**	**2**	**50**	**0**	**113.2**

RUSHING	ATT	YDS	AVG	LG	TD
Austin Ekeler	13	60	4.6	20t	2
Joshua Kelley	4	15	3.8	6	0
Sony Michel	6	11	1.8	4	0
Justin Herbert	4	-5	-1.3	-1	0
TOTAL	**27**	**81**	**3.0**	**20T**	**2**

RECEIVING	NO	YDS	AVG	LG	TD
Mike Williams	7	120	17.1	50	0
Austin Ekeler	6	49	8.2	21	1
Gerald Everett	5	61	12.2	18t	1
Sony Michel	3	16	5.3	9	0
Michael Bandy	2	49	24.5	25	0
DeAndre Carter	2	16	8.0	14	0
Joshua Palmer	1	25	25.0	25	0
Tre' McKitty	1	4	4.0	4	0
TOTAL	**27**	**340**	**12.6**	**50**	**2**

TOP DEFENSE	TOT	SOLO	AST	SCK	YDS	INT
Drue Tranquill	11	5	6	0.0	0.0	0
Derwin James Jr.	7	3	4	0.0	0.0	0
Asante Samuel Jr.	5	5	0	0.0	0.0	0

FIELD GOALS	FGM/FGA	PERCENT	RESULTS
Dustin Hopkins	2-2	100.0	23G, 37G
TOTAL	**2-2**	**100.0**	

HOUSTON TEXANS

PASSING	ATT	CP	YDS	SK/YD	TD	LG	INT	RTG
Davis Mills	35	26	246	4/31	2	58	2	88.5
TOTAL	**35**	**26**	**246**	**4/31**	**2**	**58**	**2**	**88.5**

RUSHING	ATT	YDS	AVG	LG	TD
Dameon Pierce	14	131	9.4	75t	1
TOTAL	**14**	**131**	**9.4**	**75T**	**1**

RECEIVING	NO	YDS	AVG	LG	TD
Brandin Cooks	7	57	8.1	20	1
Dameon Pierce	6	8	1.3	8	0
Rex Burkhead	5	39	7.8	13	1
Nico Collins	3	82	27.3	58	0
Jordan Akins	2	33	16.5	30	0
O.J. Howard	2	27	13.5	22	0
Mason Schreck	1	0	0.0	0	0
TOTAL	**26**	**246**	**9.5**	**58**	**2**

TOP DEFENSE	TOT	SOLO	AST	SCK	YDS	INT
Kamu Grugier-Hill	7	6	1	0.0	0.0	0
Steven Nelson	7	6	1	0.0	0.0	0
Jalen Pitre	7	3	4	0.0	0.0	0

FIELD GOALS	FGM/FGA	PERCENT	RESULTS
Ka'imi Fairbairn	1-2	50.0	46WL, 40G
TOTAL	**1-2**	**50.0**	

Team Statistics	Chargers	Texans
First Downs	22	16
3rd-Down Eff. (Made/Att/Pct)	8/16/50%	4/12/33%
4th-Down Eff. (Made/Att/Pct)	1/2/50%	0/2/0%
Total Net Yards	419	346
Total Plays	67	53
Yards Per Play	6.3	6.5
Rushes/Net Yards	27/81	14/131
Net Passing	338	215
Pass Attempts/Completions	39/27	35/26
Had Intercepted	0	2
Sacked/Yards Lost	1/2	4/31
Punts/Average	4/46.3	3/52.0
Penalties/Yards	6/61	9/67
Fumbles/Lost	2/1	1/0
Possession Time	31:39	28:21

13

WEEK 5

Houston Texans 13, Jacksonville Jaguars 6

60,018 TIAA Bank Field Oct 9, 2022

6

Houston Texans	**0**	**6**	**0**	**7**	**—**	**13**
Jacksonville Jaguars	**3**	**3**	**0**	**0**	**—**	**6**

SCORING DRIVES

TEAM	QTR	TIME	SCORING PLAY	HOU	JAX
Jaguars	1	01:22	R.Patterson 26 yd. Field Goal (11-60, 4:03)	0	3
Texans	2	12:24	K.Fairbairn 50 yd. Field Goal (8-44, 3:58)	3	3
Texans	2	03:23	K.Fairbairn 51 yd. Field Goal (8-30, 4:44)	6	3
Jaguars	2	00:06	R.Patterson 45 yd. Field Goal (9-51, 3:17)	6	6
Texans	4	03:11	D.Pierce 1 yd. run (K.Fairbairn kick) (12-74, 6:48)	13	6

HOUSTON TEXANS

PASSING	ATT	CP	YDS	SK/YD	TD	LG	INT	RTG
Davis Mills	24	16	140	1/8	0	23	0	81.9
TOTAL	**24**	**16**	**140**	**1/8**	**0**	**23**	**0**	**81.9**

RUSHING	ATT	YDS	AVG	LG	TD
Dameon Pierce	26	99	3.8	20	1
Rex Burkhead	3	15	5.0	9	0
Davis Mills	2	2	1.0	3	0
TOTAL	**31**	**116**	**3.7**	**20**	**1**

RECEIVING	NO	YDS	AVG	LG	TD
Nico Collins	4	65	16.3	23	0
Brandin Cooks	4	20	5.0	7	0
Dameon Pierce	3	14	4.7	11	0
Jordan Akins	2	22	11.0	11	0
Rex Burkhead	2	13	6.5	9	0
Mason Schreck	1	6	6.0	6	0
TOTAL	**16**	**140**	**8.8**	**23**	**0**

TOP DEFENSE	TOT	SOLO	AST	SCK	YDS	INT
Jalen Pitre	8	6	2	0.0	0.0	0
Christian Kirksey	8	5	3	0.0	0.0	0
Derek Stingley Jr.	7	6	1	0.0	0.0	1

FIELD GOALS	FGM/FGA	PERCENT	RESULTS
Ka'imi Fairbairn	2-2	100.0	50G, 51G
TOTAL	**2-2**	**100.0**	

JACKSONVILLE JAGUARS

PASSING	ATT	CP	YDS	SK/YD	TD	LG	INT	RTG
Trevor Lawrence	47	25	286	0/0	0	37	2	54.0
TOTAL	**47**	**25**	**286**	**0/0**	**0**	**37**	**2**	**54.0**

RUSHING	ATT	YDS	AVG	LG	TD
Travis Etienne Jr.	10	71	7.1	30	0
Trevor Lawrence	4	29	7.3	12	0
James Robinson	10	27	2.7	9	0
JaMycal Hasty	1	6	6.0	6	0
Jamal Agnew	1	3	3.0	3	0
TOTAL	**26**	**136**	**5.2**	**30**	**0**

RECEIVING	NO	YDS	AVG	LG	TD
Marvin Jones Jr.	7	104	14.9	37	0
Evan Engram	6	69	11.5	28	0
Travis Etienne Jr.	3	43	14.3	20	0
Zay Jones	3	12	4.0	7	0
Chris Manhertz	2	15	7.5	12	0
James Robinson	2	12	6.0	10	0
Dan Arnold	1	20	20.0	20	0
Christian Kirk	1	11	11.0	6	0
TOTAL	**25**	**286**	**11.4**	**37**	**0**

TOP DEFENSE	TOT	SOLO	AST	SCK	YDS	INT
Rayshawn Jenkins	12	7	5	0.0	0.0	0
Devin Lloyd	11	6	5	0.0	0.0	0
Foyesade Oluokun	8	6	2	1.0	8.0	0

FIELD GOALS	FGM/FGA	PERCENT	RESULTS
Riley Patterson	2-2	100.0	26G, 45G
TOTAL	**2-2**	**100.0**	

Team Statistics	Texans	Jaguars
First Downs	15	22
3rd-Down Eff. (Made/Att/Pct)	5/13/38%	6/14/43%
4th-Down Eff. (Made/Att/Pct)	0/0/0%	0/3/0%
Total Net Yards	248	422
Total Plays	56	73
Yards Per Play	4.4	5.8
Rushes/Net Yards	31/116	26/136
Net Passing	132	286
Pass Attempts/Completions	24/16	47/25
Had Intercepted	0	2
Sacked/Yards Lost	1/8	0/0
Punts/Average	6/48.8	3/53.0
Penalties/Yards	4/25	6/48
Fumbles/Lost	0/0	0/0
Possession Time	31:47	28:13

20

WEEK 7

Houston Texans 20, Las Vegas Raiders 38

61,228 Allegiant Stadium Oct 23, 2022

38

Houston Texans	**0**	**10**	**10**	**0**	**—**	**20**
Las Vegas Raiders	**3**	**7**	**7**	**21**	**—**	**38**

SCORING DRIVES

TEAM	QTR	TIME	SCORING PLAY	HOU	LV
Raiders	1	09:54	D.Carlson 50 yd. Field Goal (11-44, 5:06)	0	3
Texans	2	11:17	C.Moore 13 yd. pass from D.Mills (K.Fairbairn kick) (13-62, 6:22)	7	3
Texans	2	04:57	K.Fairbairn 55 yd. Field Goal (7-43, 2:31)	10	3
Raiders	2	00:25	M.Hollins 26 yd. pass from D.Carr (D.Carlson kick) (10-82, 4:32)	10	10
Texans	3	10:59	K.Fairbairn 35 yd. Field Goal (8-67, 4:01)	13	10
Raiders	3	05:48	J.Jacobs 4 yd. run (D.Carlson kick) (10-75, 5:11)	13	17
Texans	3	03:14	P.Dorsett 25 yd. pass from D.Mills (K.Fairbairn kick) (6-74, 2:34)	20	17
Raiders	4	13:32	J.Jacobs 7 yd. run (D.Carlson kick) (7-76, 4:42)	20	24
Raiders	4	07:06	J.Jacobs 15 yd. run (D.Carlson kick) (7-81, 4:15)	20	31
Raiders	4	03:26	D.Harmon 73 yd. interception return (D.Carlson kick)	20	38

HOUSTON TEXANS

PASSING	ATT	CP	YDS	SK/YD	TD	LG	INT	RTG
Davis Mills	41	28	302	1/6	2	39	1	95.8
TOTAL	**41**	**28**	**302**	**1/6**	**2**	**39**	**1**	**95.8**

RUSHING	ATT	YDS	AVG	LG	TD
Dameon Pierce	20	92	4.6	22	0
Rex Burkhead	2	8	4.0	4	0
Dare Ogunbowale	1	8	8.0	8	0
TOTAL	**23**	**108**	**4.7**	**22**	**0**

RECEIVING	NO	YDS	AVG	LG	TD
Dare Ogunbowale	5	54	10.8	23	0
Rex Burkhead	5	11	2.2	5	0
Brandin Cooks	4	46	11.5	24	0
Dameon Pierce	4	25	6.3	11	0
Jordan Akins	3	68	22.7	39	0
Nico Collins	3	33	11.0	15	0
Phillip Dorsett	2	45	22.5	25t	1
Chris Moore	2	20	10.0	13t	1
TOTAL	**28**	**302**	**10.8**	**39**	**2**

TOP DEFENSE	TOT	SOLO	AST	SCK	YDS	INT
Jonathan Owens	10	9	1	0.0	0.0	0
Christian Kirksey	9	8	1	0.0	0.0	0
Desmond King II	5	5	0	0.0	0.0	0

FIELD GOALS	FGM/FGA	PERCENT	RESULTS
Ka'imi Fairbairn	2-3	66.7	39WR, 55G, 35G
TOTAL	**2-3**	**66.0**	

LAS VEGAS RAIDERS

PASSING	ATT	CP	YDS	SK/YD	TD	LG	INT	RTG
Derek Carr	27	21	241	1/5	1	27	0	116.2
TOTAL	**27**	**21**	**241**	**1/5**	**1**	**27**	**0**	**116.2**

RUSHING	ATT	YDS	AVG	LG	TD
Josh Jacobs	20	143	7.2	15t	3
DJ Turner	3	20	6.7	18	0
Zamir White	1	2	2.0	2	0
Derek Carr	3	-1	-0.3	0	0
TOTAL	**27**	**164**	**6.1**	**18**	**3**

RECEIVING	NO	YDS	AVG	LG	TD
Davante Adams	8	95	11.9	16	0
Hunter Renfrow	3	55	18.3	27	0
Foster Moreau	3	28	9.3	17	0
Josh Jacobs	3	12	4.0	5	0
Mack Hollins	2	44	22.0	26t	1
Ameer Abdullah	2	7	3.5	5	0
TOTAL	**21**	**241**	**11.5**	**27**	**1**

TOP DEFENSE	TOT	SOLO	AST	SCK	YDS	INT
Divine Deablo	11	6	5	0.0	0.0	0
Johnathan Abram	8	6	2	0.0	0.0	0
Duron Harmon	6	5	1	0.0	0.0	1

FIELD GOALS	FGM/FGA	PERCENT	RESULTS
Daniel Carlson	1-1	100.0	50G
TOTAL	**1-1**	**100.0**	

Team Statistics	Texans	Raiders
First Downs	21	25
3rd-Down Eff. (Made/Att/Pct)	9/15/60%	4/9/44%
4th-Down Eff. (Made/Att/Pct)	1/2/50%	1/1/100%
Total Net Yards	404	400
Total Plays	65	55
Yards Per Play	6.2	7.3
Rushes/Net Yards	23/108	27/164
Net Passing	296	236
Pass Attempts/Completions	41/28	27/21
Had Intercepted	1	0
Sacked/Yards Lost	1/6	1/5
Punts/Average	1/55.0	2/46.5
Penalties/Yards	3/14	5/44
Fumbles/Lost	0/0	2/0
Possession Time	29:17	30:43

17

WEEK 8

Tennessee Titans 17, Houston Texans 10

68,467 NRG Stadium Oct 30, 2022

10

Tennessee Titans	**0**	**7**	**7**	**3**	**— 17**
Houston Texans	**0**	**3**	**0**	**7**	**— 10**

SCORING DRIVES

TEAM	QTR	TIME	SCORING PLAY	TEN	HOU
Texans	2	10:40	K.Fairbairn 43 yd. Field Goal (4--13, 1:11)	0	3
Titans	2	04:20	D.Henry 29 yd. run (R.Bullock kick) (3-37, 0:53)	7	3
Titans	3	06:31	D.Henry 1 yd. run (R.Bullock kick) (9-65, 6:19)	14	3
Titans	4	11:08	R.Bullock 29 yd. Field Goal (12-81, 7:16)	17	3
Texans	4	00:17	D.Pierce 3 yd. pass from D.Mills (K.Fairbairn kick) (12-90, 3:46)	17	10

TENNESSEE TITANS

PASSING	ATT	CP	YDS	SK/YD	TD	LG	INT	RTG
Malik Willis	10	6	55	3/15	0	16	1	35.4
TOTAL	**10**	**6**	**55**	**3/15**	**0**	**16**	**1**	**35.4**

RUSHING	ATT	YDS	AVG	LG	TD
Derrick Henry	32	219	6.8	41	2
Dontrell Hilliard	8	83	10.4	30	0
Malik Willis	5	12	2.4	6	0
TOTAL	**45**	**314**	**7.0**	**41**	**2**

RECEIVING	NO	YDS	AVG	LG	TD
Robert Woods	2	26	13.0	16	0
Dontrell Hilliard	1	12	12.0	12	0
Derrick Henry	1	9	9.0	9	0
Austin Hooper	1	5	5.0	5	0
Chig Okonkwo	1	3	3.0	3	0
TOTAL	**6**	**55**	**9.2**	**16**	**0**

TOP DEFENSE	TOT	SOLO	AST	SCK	YDS	INT
David Long Jr.	8	6	2	0.0	0.0	0
Roger McCreary	6	4	2	0.0	0.0	0
Kevin Byard	4	3	1	0.0	0.0	0

FIELD GOALS	FGM/FGA	PERCENT	RESULTS
Randy Bullock	1-2	50.0	48WR, 29G
TOTAL	**1-2**	**50.0**	

HOUSTON TEXANS

PASSING	ATT	CP	YDS	SK/YD	TD	LG	INT	RTG
Davis Mills	29	17	152	3/34	1	44	1	69.9
Rex Burkhead	1	0	0	0/0	0	0	0	39.6
TOTAL	**30**	**17**	**152**	**3/34**	**1**	**44**	**1**	**67.6**

RUSHING	ATT	YDS	AVG	LG	TD
Dameon Pierce	15	35	2.3	16	0
Davis Mills	3	8	2.7	6	0
TOTAL	**18**	**43**	**2.4**	**16**	**0**

RECEIVING	NO	YDS	AVG	LG	TD
Brandin Cooks	4	73	18.3	44	0
Dameon Pierce	3	16	5.3	7	1
O.J. Howard	2	24	12.0	24	0
Brevin Jordan	2	19	9.5	16	0
Troy Hairston	2	7	3.5	5	0
Phillip Dorsett	1	6	6.0	6	0
Jordan Akins	1	5	5.0	5	0
Rex Burkhead	1	2	2.0	2	0
Dare Ogunbowale	1	0	0.0	0	0
TOTAL	**17**	**152**	**8.9**	**44**	**1**

TOP DEFENSE	TOT	SOLO	AST	SCK	YDS	INT
Christian Harris	7	5	2	0.0	0.0	0
Eric Murray	6	5	1	0.0	0.0	0
Jalen Pitre	6	5	1	0.0	0.0	0

FIELD GOALS	FGM/FGA	PERCENT	RESULTS
Ka'imi Fairbairn	1-1	100.0	43G
TOTAL	**1-1**	**100.0**	

Team Statistics	Titans	Texans
First Downs	16	10
3rd-Down Eff. (Made/Att/Pct)	4/12/33%	2/14/14%
4th-Down Eff. (Made/Att/Pct)	1/1/100%	2/2/100%
Total Net Yards	354	161
Total Plays	58	51
Yards Per Play	6.1	3.2
Rushes/Net Yards	45/314	18/43
Net Passing	40	118
Pass Attempts/Completions	10/6	30/17
Had Intercepted	1	1
Sacked/Yards Lost	3/15	3/34
Punts/Average	5/48.4	8/46.8
Penalties/Yards	6/35	6/45
Fumbles/Lost	1/1	0/0
Possession Time	34:48	25:12

29

WEEK 9

Philadelphia Eagles 29, Houston Texans 17

68,831 NRG Stadium Nov 3, 2022

17

Philadelphia Eagles	7	7	7	8	—	29
Houston Texans	7	7	3	0	—	17

SCORING DRIVES

TEAM	QTR	TIME	SCORING PLAY	PHI	HOU
Texans	1	09:37	T.Quitoriano 2 yd. pass from D.Mills (K.Fairbairn kick) (9-75, 5:23)	0	7
Eagles	1	01:33	M.Sanders 2 yd. run (J.Elliott kick) (18-91, 8:04)	7	7
Eagles	2	04:32	K.Gainwell 4 yd. run (J.Elliott kick) (10-79, 5:32)	14	7
Texans	2	00:37	C.Moore 13 yd. pass from D.Mills (K.Fairbairn kick) (7-75, 3:55)	14	14
Eagles	3	08:04	A.Brown 17 yd. pass from J.Hurts (J.Elliott kick) (2-17, 0:09)	21	14
Texans	3	01:15	K.Fairbairn 30 yd. Field Goal (12-63, 6:49)	21	17
Eagles	4	11:22	D.Goedert 4 yd. pass from J.Hurts (J.Hurts run) (10-75, 4:53)	27	17

PHILADELPHIA EAGLES

PASSING	ATT	CP	YDS	SK/YD	TD	LG	INT	RTG
Jalen Hurts	27	21	243	4/26	2	31	0	128.9
TOTAL	**27**	**21**	**243**	**4/26**	**2**	**31**	**0**	**128.9**

RUSHING	ATT	YDS	AVG	LG	TD
Miles Sanders	17	93	5.5	25	1
Jalen Hurts	9	23	2.6	14	0
Kenneth Gainwell	4	22	5.5	8	1
Boston Scott	1	5	5.0	5	0
TOTAL	**31**	**143**	**4.6**	**25**	**2**

RECEIVING	NO	YDS	AVG	LG	TD
Dallas Goedert	8	100	12.5	21	1
A.J. Brown	4	59	14.8	31	1
Kenneth Gainwell	3	16	5.3	8	0
Quez Watkins	2	25	12.5	23	0
DeVonta Smith	2	22	11.0	22	0
Jack Stoll	1	13	13.0	13	0
Zach Pascal	1	8	8.0	8	0
TOTAL	**21**	**243**	**11.6**	**31**	**2**

TOP DEFENSE	TOT	SOLO	AST	SCK	YDS	INT
Javon Hargrave	7	6	1	3.0	19.0	0
T.J. Edwards	7	5	2	0.0	0.0	0
Kyzir White	7	4	3	0.0	0.0	0

FIELD GOALS	FGM/FGA	PERCENT	RESULTS
Jake Elliott	0-1	0.0	54WR
TOTAL	**0-1**	**0.0**	

HOUSTON TEXANS

PASSING	ATT	CP	YDS	SK/YD	TD	LG	INT	RTG
Davis Mills	22	13	154	3/19	2	34	2	72.9
TOTAL	**22**	**13**	**154**	**3/19**	**2**	**34**	**2**	**72.9**

RUSHING	ATT	YDS	AVG	LG	TD
Dameon Pierce	27	139	5.1	36	0
Davis Mills	3	18	6.0	8	0
Rex Burkhead	1	9	9.0	9	0
Chris Moore	1	2	2.0	2	0
TOTAL	**32**	**168**	**5.3**	**36**	**0**

RECEIVING	NO	YDS	AVG	LG	TD
Chris Moore	4	43	10.8	25	1
Phillip Dorsett	3	69	23.0	34	0
O.J. Howard	1	14	14.0	14	0
Tyron Johnson	1	8	8.0	8	0
Jalen Camp	1	7	7.0	7	0
Rex Burkhead	1	6	6.0	6	0
Brevin Jordan	1	5	5.0	5	0
Teagan Quitoriano	1	2	2.0	2t	1
TOTAL	**13**	**154**	**11.8**	**34**	**2**

TOP DEFENSE	TOT	SOLO	AST	SCK	YDS	INT
Jonathan Owens	10	7	3	0.0	0.0	0
Jalen Pitre	9	7	2	0.0	0.0	0
Christian Kirksey	7	5	2	0.0	0.0	0

FIELD GOALS	FGM/FGA	PERCENT	RESULTS
Ka'imi Fairbairn	1-1	100.0	30G
TOTAL	**1-1**	**100.0**	

Team Statistics	Eagles	Texans
First Downs	24	20
3rd-Down Eff. (Made/Att/Pct)	5/10/50%	2/9/22%
4th-Down Eff. (Made/Att/Pct)	2/2/100%	0/0/0%
Total Net Yards	360	303
Total Plays	62	57
Yards Per Play	5.8	5.3
Rushes/Net Yards	31/143	32/168
Net Passing	217	135
Pass Attempts/Completions	27/21	22/13
Had Intercepted	0	2
Sacked/Yards Lost	4/26	3/19
Punts/Average	3/49.7	4/52.0
Penalties/Yards	4/31	4/24
Fumbles/Lost	2/1	0/0
Possession Time	28:13	31:47

16

WEEK 10

Houston Texans 16, New York Giants 24

71,615 MetLife Stadium Nov 13, 2022

24

Houston Texans	**0**	**3**	**7**	**6**	**—**	**16**
New York Giants	**7**	**0**	**14**	**3**	**—**	**24**

SCORING DRIVES

TEAM	QTR	TIME	SCORING PLAY	HOU	NYG
Giants	1	07:51	L.Cager 9 yd. pass from D.Jones (G.Gano kick) (10-68, 5:22)	0	7
Texans	2	11:27	K.Fairbairn 38 yd. Field Goal (7-61, 3:26)	3	7
Giants	3	12:33	D.Slayton 54 yd. pass from D.Jones (G.Gano kick) (5-75, 2:27)	3	14
Texans	3	08:06	N.Collins 12 yd. pass from D.Mills (K.Fairbairn kick) (7-75, 4:27)	10	14
Giants	3	02:21	S.Barkley 2 yd. run (G.Gano kick) (12-74, 5:45)	10	21
Texans	4	02:22	K.Fairbairn 34 yd. Field Goal (12-76, 2:18)	13	21
Giants	4	01:55	G.Gano 49 yd. Field Goal (4-8, 0:27)	13	24
Texans	4	00:07	K.Fairbairn 46 yd. Field Goal (5-48, 1:48)	16	24

HOUSTON TEXANS

PASSING	ATT	CP	YDS	SK/YD	TD	LG	INT	RTG
Davis Mills	37	22	319	4/33	1	46	1	85.3
TOTAL	**37**	**22**	**319**	**4/33**	**1**	**46**	**1**	**85.3**

RUSHING	ATT	YDS	AVG	LG	TD
Dameon Pierce	17	94	5.5	44	0
Brandin Cooks	1	5	5.0	5	0
Rex Burkhead	1	2	2.0	2	0
TOTAL	**19**	**101**	**5.3**	**44**	**0**

RECEIVING	NO	YDS	AVG	LG	TD
Nico Collins	5	49	9.8	13	1
Brandin Cooks	4	37	9.3	25	0
Jordan Akins	3	72	24.0	46	0
Chris Moore	3	70	23.3	25	0
Rex Burkhead	2	28	14.0	15	0
Dameon Pierce	2	28	14.0	16	0
Phillip Dorsett	2	22	11.0	18	0
Dare Ogunbowale	1	13	13.0	13	0
TOTAL	**22**	**319**	**14.5**	**46**	**1**

TOP DEFENSE	TOT	SOLO	AST	SCK	YDS	INT
Jonathan Owens	12	10	2	0.0	0.0	0
Christian Harris	9	4	5	0.0	0.0	0
Christian Kirksey	8	3	5	0.5	4.0	0

FIELD GOALS	FGM/FGA	PERCENT	RESULTS
Ka'imi Fairbairn	3-3	100.0	38G, 34G, 46G
TOTAL	**3-3**	**100.0**	

NEW YORK GIANTS

PASSING	ATT	CP	YDS	SK/YD	TD	LG	INT	RTG
Daniel Jones	17	13	197	3/21	2	54t	0	153.3
TOTAL	**17**	**13**	**197**	**3/21**	**2**	**54T**	**0**	**153.3**

RUSHING	ATT	YDS	AVG	LG	TD
Saquon Barkley	35	152	4.3	27	1
Daniel Jones	5	24	4.8	11	0
Matt Breida	6	20	3.3	9	0
Wan'Dale Robinson	1	-5	-5.0	-5	0
TOTAL	**47**	**191**	**4.1**	**27**	**1**

RECEIVING	NO	YDS	AVG	LG	TD
Darius Slayton	3	95	31.7	54t	1
Tanner Hudson	3	24	8.0	16	0
Isaiah Hodgins	2	41	20.5	26	0
Wan'Dale Robinson	2	20	10.0	11	0
Lawrence Cager	2	9	4.5	9t	1
Saquon Barkley	1	8	8.0	8	0
TOTAL	**13**	**197**	**15.2**	**54T**	**2**

TOP DEFENSE	TOT	SOLO	AST	SCK	YDS	INT
Leonard Williams	9	5	4	0.5	3.0	0
Fabian Moreau	6	6	0	0.0	0.0	0
Adoree' Jackson	6	4	2	0.0	0.0	0

FIELD GOALS	FGM/FGA	PERCENT	RESULTS
Graham Gano	1-1	100.0	49G
TOTAL	**1-1**	**100.0**	

Team Statistics	Texans	Giants
First Downs	22	19
3rd-Down Eff. (Made/Att/Pct)	3/10/30%	7/14/50%
4th-Down Eff. (Made/Att/Pct)	0/0/0%	0/0/0%
Total Net Yards	387	367
Total Plays	60	67
Yards Per Play	6.5	5.5
Rushes/Net Yards	19/101	47/191
Net Passing	286	176
Pass Attempts/Completions	37/22	17/13
Had Intercepted	1	0
Sacked/Yards Lost	4/33	3/21
Punts/Average	5/45.8	6/40.3
Penalties/Yards	7/40	5/24
Fumbles/Lost	2/1	0/0
Possession Time	26:40	33:20

WEEK 11

Washington Commanders 23, Houston Texans 10

65,865 NRG Stadium Nov 20, 2022

Washington Commanders	**7**	**13**	**0**	**3**	**—**	**23**
Houston Texans	**0**	**0**	**3**	**7**	**—**	**10**

SCORING DRIVES

TEAM	QTR	TIME	SCORING PLAY	WAS	HOU
Commanders	1	13:16	K.Fuller 37 yd. interception return (J.Slye kick)	6	0
Commanders	2	11:44	C.Samuel 10 yd. run (J.Slye kick) (9-85, 5:11)	14	0
Commanders	2	04:53	J.Slye 25 yd. Field Goal (10-54, 4:50)	17	0
Commanders	2	00:07	J.Slye 24 yd. Field Goal (11-61, 2:53)	20	0
Texans	3	09:53	K.Fairbairn 29 yd. Field Goal (11-64, 5:07)	20	3
Commanders	4	12:08	J.Slye 44 yd. Field Goal (10-20, 6:31)	23	3
Texans	4	03:19	D.Mills 4 yd. run (K.Fairbairn kick) (11-55, 4:20)	23	10

WASHINGTON COMMANDERS

PASSING	ATT	CP	YDS	SK/YD	TD	LG	INT	RTG
Taylor Heinicke	27	15	191	0/0	0	19	0	77.9
TOTAL	**27**	**15**	**191**	**0/0**	**0**	**19**	**0**	**77.9**

RUSHING	ATT	YDS	AVG	LG	TD
Antonio Gibson	18	72	4.0	18	0
Brian Robinson Jr.	15	57	3.8	14	0
Curtis Samuel	2	18	9.0	10t	1
Jahan Dotson	1	3	3.0	3	0
Taylor Heinicke	3	2	0.7	4	0
Terry McLaurin	1	1	1.0	1	0
TOTAL	**40**	**153**	**3.8**	**18**	**1**

RECEIVING	NO	YDS	AVG	LG	TD
Logan Thomas	5	65	13.0	19	0
Terry McLaurin	4	55	13.8	19	0
Antonio Gibson	3	31	10.3	18	0
Cam Sims	1	17	17.0	17	0
Jahan Dotson	1	13	13.0	13	0
Curtis Samuel	1	10	10.0	10	0
TOTAL	**15**	**191**	**12.7**	**19**	**0**

TOP DEFENSE	TOT	SOLO	AST	SCK	YDS	INT
Kamren Curl	7	4	3	0.0	0.0	0
Bobby McCain	6	5	1	0.0	0.0	0
Jamin Davis	5	2	3	0.0	0.0	0

FIELD GOALS	FGM/FGA	PERCENT	RESULTS
Joey Slye	3-3	100.0	25G, 24G, 44G
TOTAL	**3-3**	**100.0**	

HOUSTON TEXANS

PASSING	ATT	CP	YDS	SK/YD	TD	LG	INT	RTG
Davis Mills	33	19	169	5/42	0	41	2	46.1
TOTAL	**33**	**19**	**169**	**5/42**	**0**	**41**	**2**	**46.1**

RUSHING	ATT	YDS	AVG	LG	TD
Davis Mills	5	10	2.0	4t	1
Dameon Pierce	10	8	0.8	3	0
Chris Moore	1	3	3.0	3	0
TOTAL	**16**	**21**	**1.3**	**4T**	**1**

RECEIVING	NO	YDS	AVG	LG	TD
Nico Collins	5	48	9.6	22	0
Chris Moore	5	20	4.0	11	0
Brandin Cooks	3	70	23.3	41	0
Dameon Pierce	2	9	4.5	7	0
Jordan Akins	2	8	4.0	8	0
O.J. Howard	1	9	9.0	9	0
Dare Ogunbowale	1	5	5.0	5	0
TOTAL	**19**	**169**	**8.9**	**41**	**0**

TOP DEFENSE	TOT	SOLO	AST	SCK	YDS	INT
Desmond King II	10	6	4	0.0	0.0	0
Jonathan Owens	10	4	6	0.0	0.0	0
Christian Kirksey	7	6	1	0.0	0.0	0

FIELD GOALS	FGM/FGA	PERCENT	RESULTS
Ka'imi Fairbairn	1-1	100.0	29G
TOTAL	**1-1**	**100.0**	

Team Statistics	Commanders	Texans
First Downs	20	11
3rd-Down Eff. (Made/Att/Pct)	3/13/23%	2/13/15%
4th-Down Eff. (Made/Att/Pct)	2/2/100%	4/4/100%
Total Net Yards	344	148
Total Plays	67	54
Yards Per Play	5.1	2.7
Rushes/Net Yards	40/153	16/21
Net Passing	191	127
Pass Attempts/Completions	27/15	33/19
Had Intercepted	0	2
Sacked/Yards Lost	0/0	5/42
Punts/Average	5/44.2	6/47.7
Penalties/Yards	5/36	2/15
Fumbles/Lost	1/0	0/0
Possession Time	34:56	25:04

15

WEEK 12

Houston Texans 15, Miami Dolphins 30

66,205 Hard Rock Stadium Nov 27, 2022

30

Houston Texans	**0**	**0**	**6**	**9**	**—**	**15**
Miami Dolphins	**10**	**20**	**0**	**0**	**—**	**30**

SCORING DRIVES

TEAM	QTR	TIME	SCORING PLAY	HOU	MIA
Dolphins	1	10:21	J.Sanders 45 yd. Field Goal (9-39, 3:01)	0	3
Dolphins	1	02:57	D.Smythe 4 yd. pass from T.Tagovailoa (J.Sanders kick) (8-59, 4:44)	0	10
Dolphins	2	12:22	J.Wilson 3 yd. run (J.Sanders kick) (1-3, 0:05)	0	17
Dolphins	2	06:22	J.Sanders 23 yd. Field Goal (10-72, 4:32)	0	20
Dolphins	2	04:59	X.Howard 16 yd. fumble return (J.Sanders kick)	0	27
Dolphins	2	00:00	J.Sanders 35 yd. Field Goal (11-71, 1:52)	0	30
Texans	3	03:18	D.Ogunbowale 3 yd. run (run failed) (6-64, 3:10)	6	30
Texans	4	12:46	J.Akins 25 yd. pass from K.Allen (pass failed) (6-50, 2:25)	12	30
Texans	4	09:00	K.Fairbairn 28 yd. Field Goal (8-57, 2:47)	15	30

HOUSTON TEXANS

PASSING	ATT	CP	YDS	SK/YD	TD	LG	INT	RTG
Kyle Allen	39	26	215	5/41	1	39	2	67.8
TOTAL	**39**	**26**	**215**	**5/41**	**1**	**39**	**2**	**67.8**

RUSHING	ATT	YDS	AVG	LG	TD
Dare Ogunbowale	4	14	3.5	9	1
Kyle Allen	4	12	3.0	5	0
Dameon Pierce	5	8	1.6	4	0
Brandin Cooks	1	2	2.0	2	0
TOTAL	**14**	**36**	**2.6**	**9**	**1**

RECEIVING	NO	YDS	AVG	LG	TD
Nico Collins	6	44	7.3	12	0
Jordan Akins	5	61	12.2	25t	1
Brandin Cooks	5	59	11.8	39	0
Dameon Pierce	3	8	2.7	9	0
Teagan Quitoriano	2	20	10.0	13	0
Chris Moore	2	7	3.5	4	0
Dare Ogunbowale	1	6	6.0	6	0
Rex Burkhead	1	5	5.0	5	0
Phillip Dorsett	1	5	5.0	5	0
TOTAL	**26**	**215**	**8.3**	**39**	**1**

TOP DEFENSE	TOT	SOLO	AST	SCK	YDS	INT
Jalen Pitre	7	7	0	0.0	0.0	0
Christian Kirksey	7	5	2	1.0	8.0	0
Desmond King II	6	4	2	0.0	0.0	0

FIELD GOALS	FGM/FGA	PERCENT	RESULTS
Ka'imi Fairbairn	1-1	100.0	28G
TOTAL	**1-1**	**100.0**	

MIAMI DOLPHINS

PASSING	ATT	CP	YDS	SK/YD	TD	LG	INT	RTG
Tua Tagovailoa	36	22	299	4/26	1	34	0	96.9
Skylar Thompson	5	1	6	1/6	0	6	0	39.6
TOTAL	**41**	**23**	**305**	**5/32**	**1**	**34**	**0**	**88.0**

RUSHING	ATT	YDS	AVG	LG	TD
Jeff Wilson Jr.	13	39	3.0	9	1
Myles Gaskin	6	17	2.8	10	0
Skylar Thompson	6	5	0.8	3	0
Tyreek Hill	1	5	5.0	5	0
TOTAL	**26**	**66**	**2.5**	**10**	**1**

RECEIVING	NO	YDS	AVG	LG	TD
Tyreek Hill	6	85	14.2	29	0
Jaylen Waddle	5	85	17.0	34	0
River Cracraft	4	55	13.8	22	0
Trent Sherfield	2	33	16.5	24	0
Cedrick Wilson Jr.	2	26	13.0	20	0
Jeff Wilson Jr.	1	13	13.0	13	0
Myles Gaskin	1	4	4.0	4	0
Durham Smythe	1	4	4.0	4t	1
Alec Ingold	1	0	0.0	0	0
TOTAL	**23**	**305**	**13.3**	**34**	**1**

TOP DEFENSE	TOT	SOLO	AST	SCK	YDS	INT
Elandon Roberts	8	7	1	1.0	8.0	0
Jaelan Phillips	7	6	1	1.0	4.0	0
Zach Sieler	5	3	2	0.0	0.0	0

FIELD GOALS	FGM/FGA	PERCENT	RESULTS
Jason Sanders	3-3	100.0	45G, 23G, 35G
TOTAL	**3-3**	**100.0**	

Team Statistics	Texans	Dolphins
First Downs	14	25
3rd-Down Eff. (Made/Att/Pct)	2/13/15%	4/15/27%
4th-Down Eff. (Made/Att/Pct)	1/1/100%	1/1/100%
Total Net Yards	210	339
Total Plays	58	72
Yards Per Play	3.6	4.7
Rushes/Net Yards	14/36	26/66
Net Passing	174	273
Pass Attempts/Completions	39/26	41/23
Had Intercepted	2	0
Sacked/Yards Lost	5/41	5/32
Punts/Average	7/50.0	6/49.3
Penalties/Yards	5/45	4/35
Fumbles/Lost	3/1	1/1
Possession Time	27:33	32:27

27

WEEK 13

Cleveland Browns 27, Houston Texans 14

66,523 NRG Stadium Dec 4, 2022

14

Cleveland Browns	**0**	**7**	**7**	**13**	**—**	**27**
Houston Texans	**3**	**2**	**3**	**6**	**—**	**14**

SCORING DRIVES

TEAM	QTR	TIME	SCORING PLAY	CLE	HOU
Texans	1	08:02	K.Fairbairn 44 yd. Field Goal (8-13, 3:51)	0	3
Texans	2	11:53	N.Chubb tackled in end zone by R.Lopez for a Safety	0	5
Browns	2	03:41	D.Peoples-Jones 76 yd. punt return (C.York kick)	7	5
Browns	3	10:10	D.Ward 4 yd. fumble return (C.York kick)	14	5
Texans	3	05:08	K.Fairbairn 35 yd. Field Goal (7-59, 5:02)	14	8
Browns	4	09:36	C.York 43 yd. Field Goal (11-42, 5:58)	17	8
Browns	4	09:30	T.Fields 16 yd. interception return (C.York kick)	24	8
Browns	4	04:03	C.York 42 yd. Field Goal (4-8, 1:26)	27	8
Texans	4	01:57	N.Collins 6 yd. pass from K.Allen (pass failed) (7-75, 2:06)	27	14

CLEVELAND BROWNS

PASSING	ATT	CP	YDS	SK/YD	TD	LG	INT	RTG
Deshaun Watson	22	12	131	1/1	0	27	1	53.4
TOTAL	**22**	**12**	**131**	**1/1**	**0**	**27**	**1**	**53.4**

RUSHING	ATT	YDS	AVG	LG	TD
Nick Chubb	17	80	4.7	21	0
Kareem Hunt	9	56	6.2	15	0
Deshaun Watson	7	21	3.0	11	0
Harrison Bryant	1	8	8.0	8	0
Anthony Schwartz	1	6	6.0	6	0
Jerome Ford	3	3	1.0	4	0
TOTAL	**38**	**174**	**4.6**	**21**	**0**

RECEIVING	NO	YDS	AVG	LG	TD
Amari Cooper	4	40	10.0	13	0
Donovan Peoples-Jones	3	44	14.7	27	0
Kareem Hunt	2	18	9.0	11	0
Anthony Schwartz	1	12	12.0	12	0
Pharaoh Brown	1	11	11.0	11	0
Harrison Bryant	1	6	6.0	6	0
TOTAL	**12**	**131**	**10.9**	**27**	**0**

TOP DEFENSE	TOT	SOLO	AST	SCK	YDS	INT
Sione Takitaki	9	1	8	0.0	0.0	0
Denzel Ward	6	3	3	0.0	0.0	0
Perrion Winfrey	6	2	4	0.0	0.0	0

FIELD GOALS	FGM/FGA	PERCENT	RESULTS
Cade York	2-2	100.0	43G, 42G
TOTAL	**2-2**	**100.0**	

HOUSTON TEXANS

PASSING	ATT	CP	YDS	SK/YD	TD	LG	INT	RTG
Kyle Allen	39	20	201	0/0	1	39	2	53.5
TOTAL	**39**	**20**	**201**	**0/0**	**1**	**39**	**2**	**53.5**

RUSHING	ATT	YDS	AVG	LG	TD
Dameon Pierce	18	73	4.1	11	0
Dare Ogunbowale	2	8	4.0	6	0
Kyle Allen	2	1	0.5	1	0
TOTAL	**22**	**82**	**3.7**	**11**	**0**

RECEIVING	NO	YDS	AVG	LG	TD
Brevin Jordan	4	46	11.5	20	0
Chris Moore	3	46	15.3	39	0
Nico Collins	3	35	11.7	16	1
Dameon Pierce	3	22	7.3	14	0
Jordan Akins	3	21	7.0	11	0
Phillip Dorsett	2	18	9.0	11	0
Dare Ogunbowale	2	13	6.5	7	0
TOTAL	**20**	**201**	**10.1**	**39**	**1**

TOP DEFENSE	TOT	SOLO	AST	SCK	YDS	INT
Jalen Pitre	16	9	7	0.0	0.0	1
Christian Kirksey	7	5	2	0.0	0.0	0
Christian Harris	6	2	4	0.0	0.0	0

FIELD GOALS	FGM/FGA	PERCENT	RESULTS
Ka'imi Fairbairn	2-2	100.0	44G, 35G
TOTAL	**2-2**	**100.0**	

Team Statistics	Browns	Texans
First Downs	14	16
3rd-Down Eff. (Made/Att/Pct)	4/13/31%	1/12/8%
4th-Down Eff. (Made/Att/Pct)	0/0/0%	1/2/50%
Total Net Yards	304	283
Total Plays	61	61
Yards Per Play	5.0	4.6
Rushes/Net Yards	38/174	22/82
Net Passing	130	201
Pass Attempts/Completions	22/12	39/20
Had Intercepted	1	2
Sacked/Yards Lost	1/1	0/0
Punts/Average	6/51.8	7/50.6
Penalties/Yards	6/56	5/31
Fumbles/Lost	2/1	3/2
Possession Time	32:16	27:44

23

WEEK 14

Houston Texans 23, Dallas Cowboys 27

93,843 AT&T Stadium Dec 11, 2022

27

Houston Texans	**10**	**10**	**3**	**0**	**— 23**
Dallas Cowboys	**7**	**10**	**0**	**10**	**— 27**

SCORING DRIVES

TEAM	QTR	TIME	SCORING PLAY	HOU	DAL
Cowboys	1	11:20	T.Pollard 11 yd. run (B.Maher kick) (9-76, 3:40)	0	7
Texans	1	05:33	D.Pierce 1 yd. run (K.Fairbairn kick) (6-24, 3:28)	7	7
Texans	1	00:18	K.Fairbairn 43 yd. Field Goal (6-47, 3:09)	10	7
Cowboys	2	12:28	T.Pollard 10 yd. pass from D.Prescott (B.Maher kick) (7-75, 2:50)	10	14
Texans	2	02:23	A.Rodgers 28 yd. pass from J.Driskel (K.Fairbairn kick) (2-27, 0:49)	17	14
Cowboys	2	00:40	B.Maher 33 yd. Field Goal (11-60, 1:43)	17	17
Texans	2	00:00	K.Fairbairn 50 yd. Field Goal (5-43, 0:40)	20	17
Texans	3	03:03	K.Fairbairn 54 yd. Field Goal (10-63, 5:16)	23	17
Cowboys	4	14:50	B.Maher 53 yd. Field Goal (9-40, 3:13)	23	20
Cowboys	4	00:41	E.Elliott 2 yd. run (B.Maher kick) (11-98, 2:39)	23	27

HOUSTON TEXANS

PASSING	ATT	CP	YDS	SK/YD	TD	LG	INT	RTG
Davis Mills	21	16	175	0/0	0	36	1	80.5
Jeff Driskel	6	4	38	0/0	1	28t	0	123.6
TOTAL	**27**	**20**	**213**	**0/0**	**1**	**36**	**1**	**93.6**

RUSHING	ATT	YDS	AVG	LG	TD
Dameon Pierce	22	78	3.5	24	1
Jeff Driskel	7	36	5.1	10	0
Amari Rodgers	1	3	3.0	3	0
Davis Mills	1	2	2.0	2	0
Eno Benjamin	3	1	0.3	4	0
Rex Burkhead	2	-3	-1.5	-1	0
Dare Ogunbowale	1	-3	-3.0	-3	0
TOTAL	**37**	**114**	**3.1**	**24**	**1**

RECEIVING	NO	YDS	AVG	LG	TD
Chris Moore	10	124	12.4	36	0
Amari Rodgers	4	57	14.3	28t	1
Phillip Dorsett	2	18	9.0	9	0
Dare Ogunbowale	2	4	2.0	4	0
Jordan Akins	1	5	5.0	5	0
Rex Burkhead	1	5	5.0	5	0
TOTAL	**20**	**213**	**10.7**	**36**	**1**

TOP DEFENSE	TOT	SOLO	AST	SCK	YDS	INT
Jalen Pitre	12	9	3	0.0	0.0	0
Christian Kirksey	10	5	5	0.0	0.0	0
Desmond King II	7	3	4	0.0	0.0	0

FIELD GOALS	FGM/FGA	PERCENT	RESULTS
Ka'imi Fairbairn	3-3	100.0	43G, 50G, 54G
TOTAL	**3-3**	**100.0**	

DALLAS COWBOYS

PASSING	ATT	CP	YDS	SK/YD	TD	LG	INT	RTG
Dak Prescott	39	24	284	1/7	1	51	2	70.9
TOTAL	**39**	**24**	**284**	**1/7**	**1**	**51**	**2**	**70.9**

RUSHING	ATT	YDS	AVG	LG	TD
Ezekiel Elliott	15	62	4.1	25	1
Tony Pollard	10	42	4.2	18	1
Dak Prescott	6	23	3.8	9	0
TOTAL	**31**	**127**	**4.1**	**25**	**2**

RECEIVING	NO	YDS	AVG	LG	TD
Dalton Schultz	6	87	14.5	22	0
CeeDee Lamb	5	33	6.6	13	0
Noah Brown	4	85	21.3	51	0
Tony Pollard	4	20	5.0	10t	1
Ezekiel Elliott	3	19	6.3	8	0
Michael Gallup	2	40	20.0	24	0
TOTAL	**24**	**284**	**11.8**	**51**	**1**

TOP DEFENSE	TOT	SOLO	AST	SCK	YDS	INT
Leighton Vander Esch	14	12	2	0.0	0.0	0
DaRon Bland	6	4	2	0.0	0.0	0
Trevon Diggs	5	5	0	0.0	0.0	0

FIELD GOALS	FGM/FGA	PERCENT	RESULTS
Brett Maher	2-2	100.0	33G, 53G
TOTAL	**2-2**	**100.0**	

Team Statistics	Texans	Cowboys
First Downs	16	21
3rd-Down Eff. (Made/Att/Pct)	7/15/47%	8/15/53%
4th-Down Eff. (Made/Att/Pct)	0/2/0%	1/2/50%
Total Net Yards	327	404
Total Plays	64	71
Yards Per Play	5.1	5.7
Rushes/Net Yards	37/114	31/127
Net Passing	213	277
Pass Attempts/Completions	27/20	39/24
Had Intercepted	1	2
Sacked/Yards Lost	0/0	1/7
Punts/Average	4/49.3	3/52.3
Penalties/Yards	4/25	3/10
Fumbles/Lost	1/1	2/1
Possession Time	33:14	26:46

30

WEEK 15

Kansas City Chiefs 30, Houston Texans 24 (OT)

70,541 NRG Stadium Dec 18, 2022

24

Kansas City Chiefs	**0**	**13**	**3**	**8**	**6**	**—**	**30**
Houston Texans	**7**	**7**	**7**	**3**	**0**	**—**	**24**

SCORING DRIVES

TEAM	QTR	TIME	SCORING PLAY	KC	HOU
Texans	1	01:01	T.Quitoriano 8 yd. pass from D.Mills (K.Fairbairn kick) (11-80, 5:42) (1-26, 0:06) (1-26, 0:06)	0	7
Chiefs	2	12:27	J.McKinnon 20 yd. pass from P.Mahomes (H.Butker kick) (7-75, 3:34)	7	7
Texans	2	09:19	D.Mills 17 yd. run (K.Fairbairn kick) (2-17, 0:12)	7	14
Chiefs	2	00:14	M.Valdes-Scantling 4 yd. pass from P.Mahomes (kick failed, wl) (13-97, 3:52)	13	14
Chiefs	3	09:05	H.Butker 27 yd. Field Goal (10-67, 5:55)	16	14
Texans	3	01:25	J.Akins 12 yd. pass from D.Mills (K.Fairbairn kick) (7-49, 4:18)	16	21
Chiefs	4	11:57	P.Mahomes 5 yd. run (P.Mahomes-J.McKinnon pass) (9-84, 4:28)	24	21
Texans	4	05:11	K.Fairbairn 29 yd. Field Goal (15-65, 6:46)	24	24
Chiefs	OT	05:13	J.McKinnon 26 yd. run	30	24

KANSAS CITY CHIEFS

PASSING	ATT	CP	YDS	SK/YD	TD	LG	INT	RTG
Patrick Mahomes	41	36	336	2/23	2	21	0	117.1
TOTAL	**41**	**36**	**336**	**2/23**	**2**	**21**	**0**	**117.1**

RUSHING	ATT	YDS	AVG	LG	TD
Isiah Pacheco	15	86	5.7	18	0
Jerick McKinnon	10	52	5.2	26t	1
Patrick Mahomes	5	33	6.6	14	1
Skyy Moore	2	12	6.0	9	0
Ronald Jones II	1	6	6.0	6	0
TOTAL	**33**	**189**	**5.7**	**26T**	**2**

RECEIVING	NO	YDS	AVG	LG	TD
Travis Kelce	10	105	10.5	18	0
JuJu Smith-Schuster	10	88	8.8	19	0
Jerick McKinnon	8	70	8.8	21	1
Noah Gray	3	31	10.3	13	0
Marquez Valdes-Scantling	3	26	8.7	15	1
Isiah Pacheco	1	11	11.0	11	0
Kadarius Toney	1	5	5.0	5	0
TOTAL	**36**	**336**	**9.3**	**21**	**2**

TOP DEFENSE	TOT	SOLO	AST	SCK	YDS	INT
Nick Bolton	7	4	3	0.0	0.0	0
Justin Reid	6	6	0	0.0	0.0	0
L'Jarius Sneed	6	5	1	0.0	0.0	0

FIELD GOALS	FGM/FGA	PERCENT	RESULTS
Harrison Butker	1-2	50.0	27G, 51WR
TOTAL	**1-2**	**50.0**	

HOUSTON TEXANS

PASSING	ATT	CP	YDS	SK/YD	TD	LG	INT	RTG
Davis Mills	24	12	121	0/0	2	34	0	92.5
Jeff Driskel	4	2	8	1/4	0	11	0	56.2
Phillip Dorsett	1	0	0	0/0	0	0	0	39.6
TOTAL	**29**	**14**	**129**	**1/4**	**2**	**34**	**0**	**83.8**

RUSHING	ATT	YDS	AVG	LG	TD
Royce Freeman	11	51	4.6	11	0
Davis Mills	5	21	4.2	17t	1
Dare Ogunbowale	8	14	1.8	3	0
Jeff Driskel	4	8	2.0	9	0
TOTAL	**28**	**94**	**3.4**	**17T**	**1**

RECEIVING	NO	YDS	AVG	LG	TD
Chris Moore	4	42	10.5	34	0
Jordan Akins	3	22	7.3	12t	1
Amari Rodgers	2	26	13.0	15	0
Rex Burkhead	2	17	8.5	17	0
Brevin Jordan	1	9	9.0	9	0
Teagan Quitoriano	1	8	8.0	8t	1
Royce Freeman	1	5	5.0	5	0
TOTAL	**14**	**129**	**9.2**	**34**	**2**

TOP DEFENSE	TOT	SOLO	AST	SCK	YDS	INT
Christian Harris	14	7	7	0.0	0.0	0
Jalen Pitre	13	8	5	0.0	0.0	0
Christian Kirksey	11	9	2	1.0	11.0	0

FIELD GOALS	FGM/FGA	PERCENT	RESULTS
Ka'imi Fairbairn	1-1	100.0	29G
TOTAL	**1-1**	**100.0**	

Team Statistics	Chiefs	Texans
First Downs	33	18
3rd-Down Eff. (Made/Att/Pct)	6/12/50%	4/10/40%
4th-Down Eff. (Made/Att/Pct)	0/0/0%	0/0/0%
Total Net Yards	502	219
Total Plays	76	58
Yards Per Play	6.6	3.8
Rushes/Net Yards	33/189	28/94
Net Passing	313	125
Pass Attempts/Completions	41/36	29/14
Had Intercepted	0	0
Sacked/Yards Lost	2/23	1/4
Punts/Average	4/48.3	5/46.8
Penalties/Yards	10/102	4/33
Fumbles/Lost	3/2	1/1
Possession Time	37:22	27:25

19

WEEK 16

Houston Texans 19, Tennessee Titans 14

66,634 Nissan Stadium Dec 24, 2022

14

Houston Texans	7	3	0	9	— 19
Tennessee Titans	7	0	7	0	— 14

SCORING DRIVES

TEAM	QTR	TIME	SCORING PLAY	HOU	TEN
Titans	1	08:48	D.Henry 48 yd. run (R.Bullock kick) (5-60, 3:09)	0	7
Texans	1	02:34	R.Burkhead fumble recovery in end zone (K.Fairbairn kick) (11-75, 6:14)	7	7
Texans	2	06:50	K.Fairbairn 25 yd. Field Goal (13-52, 8:10)	10	7
Titans	3	08:51	M.Willis 14 yd. run (R.Bullock kick) (6-52, 3:34)	10	14
Texans	4	07:25	K.Fairbairn 22 yd. Field Goal (10-54, 6:19)	13	14
Texans	4	02:52	B.Cooks 6 yd. pass from D.Mills (pass failed) (5-73, 2:15)	19	14

HOUSTON TEXANS

PASSING	ATT	CP	YDS	SK/YD	TD	LG	INT	RTG
Davis Mills	28	17	178	1/3	1	37	1	76.2
Jeff Driskel	4	3	40	0/0	0	15	0	106.2
TOTAL	**32**	**20**	**218**	**1/3**	**1**	**37**	**1**	**79.9**

RUSHING	ATT	YDS	AVG	LG	TD
Royce Freeman	16	32	2.0	5	0
Dare Ogunbowale	8	28	3.5	8	0
Davis Mills	4	8	2.0	5	0
Jeff Driskel	2	2	1.0	2	0
TOTAL	**30**	**70**	**2.3**	**8**	**0**

RECEIVING	NO	YDS	AVG	LG	TD
Brandin Cooks	4	34	8.5	16	1
Phillip Dorsett	3	45	15.0	20	0
Jordan Akins	3	39	13.0	30	0
Chris Moore	2	25	12.5	13	0
Brevin Jordan	2	21	10.5	15	0
Rex Burkhead	2	7	3.5	5	0
Amari Rodgers	1	37	37.0	37	0
Royce Freeman	1	6	6.0	6	0
Jeff Driskel	1	4	4.0	4	0
Troy Hairston	1	0	0.0	0	0
TOTAL	**20**	**218**	**10.9**	**37**	**1**

TOP DEFENSE	TOT	SOLO	AST	SCK	YDS	INT
Jalen Pitre	9	7	2	0.0	0.0	1
Christian Kirksey	6	6	0	0.0	0.0	0
Christian Harris	6	5	1	0.0	0.0	1

FIELD GOALS	FGM/FGA	PERCENT	RESULTS
Ka'imi Fairbairn	2-2	100.0	25G, 22G
TOTAL	**2-2**	**100.0**	

TENNESSEE TITANS

PASSING	ATT	CP	YDS	SK/YD	TD	LG	INT	RTG
Malik Willis	23	14	99	4/11	0	15	2	34.5
TOTAL	**23**	**14**	**99**	**4/11**	**0**	**15**	**2**	**34.5**

RUSHING	ATT	YDS	AVG	LG	TD
Derrick Henry	23	126	5.5	48t	1
Malik Willis	7	43	6.1	14t	1
Treylon Burks	1	15	15.0	15	0
TOTAL	**31**	**184**	**5.9**	**48T**	**2**

RECEIVING	NO	YDS	AVG	LG	TD
Robert Woods	4	30	7.5	10	0
Nick Westbrook-Ikhine	2	23	11.5	14	0
Austin Hooper	2	20	10.0	15	0
Hassan Haskins	2	17	8.5	9	0
Derrick Henry	2	0	0.0	5	0
Chig Okonkwo	1	10	10.0	10	0
Geoff Swaim	1	-1	-1.0	-1	0
TOTAL	**14**	**99**	**7.1**	**15**	**0**

TOP DEFENSE	TOT	SOLO	AST	SCK	YDS	INT
Monty Rice	9	7	2	0.0	0.0	0
Kevin Byard	8	5	3	0.0	0.0	0
Denico Autry	7	5	2	1.0	3.0	0

FIELD GOALS	FGM/FGA	PERCENT	RESULTS
	No Field Goals		

Team Statistics	Texans	Titans
First Downs	15	16
3rd-Down Eff. (Made/Att/Pct)	5/14/36%	4/12/33%
4th-Down Eff. (Made/Att/Pct)	0/1/0%	1/2/50%
Total Net Yards	285	272
Total Plays	63	58
Yards Per Play	4.5	4.7
Rushes/Net Yards	30/70	31/184
Net Passing	215	88
Pass Attempts/Completions	32/20	23/14
Had Intercepted	1	2
Sacked/Yards Lost	1/3	4/11
Punts/Average	5/44.2	6/50.2
Penalties/Yards	4/35	5/30
Fumbles/Lost	2/0	2/1
Possession Time	33:03	26:57

31

WEEK 17

Jacksonville Jaguars 31, Houston Texans 3

64,581 NRG Stadium Jan 1, 2023

3

Jacksonville Jaguars	**7**	**14**	**7**	**3**	**—**	**31**
Houston Texans	**0**	**0**	**3**	**0**	**—**	**3**

SCORING DRIVES

TEAM	QTR	TIME	SCORING PLAY	JAX	HOU
Jaguars	1	08:24	J.Hasty 5 yd. run (R.Patterson kick) (8-45, 3:06)	7	0
Jaguars	2	12:21	T.Etienne 62 yd. run (R.Patterson kick) (1-62, 0:09)	14	0
Jaguars	2	11:35	T.Campbell 12 yd. fumble return (R.Patterson kick)	21	0
Jaguars	3	09:28	S.Conner 3 yd. run (R.Patterson kick) (11-75, 5:32)	28	0
Texans	3	05:49	K.Fairbairn 56 yd. Field Goal (7-37, 3:39)	28	3
Jaguars	4	06:06	R.Patterson 53 yd. Field Goal (4-5, 2:09)	31	3

JACKSONVILLE JAGUARS

PASSING	ATT	CP	YDS	SK/YD	TD	LG	INT	RTG
Trevor Lawrence	21	17	152	1/8	0	30	1	77.0
C.J. Beathard	8	5	29	1/5	0	11	1	29.7
TOTAL	**29**	**22**	**181**	**2/13**	**0**	**30**	**2**	**62.6**

RUSHING	ATT	YDS	AVG	LG	TD
Travis Etienne Jr.	9	108	12.0	62t	1
JaMycal Hasty	10	33	3.3	11	1
Snoop Conner	5	17	3.4	8	1
Evan Engram	1	13	13.0	13	0
Trevor Lawrence	2	4	2.0	4	0
Jamal Agnew	2	-6	-3.0	0	0
TOTAL	**29**	**169**	**5.8**	**62T**	**3**

RECEIVING	NO	YDS	AVG	LG	TD
Marvin Jones Jr.	6	61	10.2	17	0
JaMycal Hasty	6	23	3.8	11	0
Travis Etienne Jr.	3	32	10.7	30	0
Zay Jones	3	24	8.0	11	0
Christian Kirk	2	21	10.5	13	0
Evan Engram	1	16	16.0	16	0
Jamal Agnew	1	4	4.0	4	0
TOTAL	**22**	**181**	**8.2**	**30**	**0**

TOP DEFENSE	TOT	SOLO	AST	SCK	YDS	INT
Foyesade Oluokun	9	4	5	0.0	0.0	0
Gregory Junior	6	5	1	0.0	0.0	0
Josh Allen	6	3	3	1.0	9.0	0

FIELD GOALS	FGM/FGA	PERCENT	RESULTS
Riley Patterson	1-1	100.0	53G
TOTAL	**1-1**	**100.0**	

HOUSTON TEXANS

PASSING	ATT	CP	YDS	SK/YD	TD	LG	INT	RTG
Davis Mills	40	22	202	1/9	0	29	0	69.0
Jeff Driskel	4	3	9	1/9	0	5	0	77.1
TOTAL	**44**	**25**	**211**	**2/18**	**0**	**29**	**0**	**69.4**

RUSHING	ATT	YDS	AVG	LG	TD
Davis Mills	4	33	8.3	13	0
Dare Ogunbowale	7	21	3.0	9	0
Royce Freeman	7	19	2.7	5	0
Jeff Driskel	2	7	3.5	7	0
Amari Rodgers	1	4	4.0	4	0
TOTAL	**21**	**84**	**4.0**	**13**	**0**

RECEIVING	NO	YDS	AVG	LG	TD
Brandin Cooks	4	39	9.8	17	0
Chris Moore	3	21	7.0	12	0
Royce Freeman	3	20	6.7	9	0
Phillip Dorsett	3	14	4.7	7	0
Rex Burkhead	3	10	3.3	5	0
Jordan Akins	2	38	19.0	29	0
Amari Rodgers	2	12	6.0	10	0
Dare Ogunbowale	2	4	2.0	2	0
O.J. Howard	1	26	26.0	26	0
Brevin Jordan	1	20	20.0	20	0
Troy Hairston	1	7	7.0	7	0
TOTAL	**25**	**211**	**8.4**	**29**	**0**

TOP DEFENSE	TOT	SOLO	AST	SCK	YDS	INT
Jalen Pitre	13	11	2	0.0	0.0	1
Desmond King II	8	6	2	0.0	0.0	1
Christian Kirksey	6	2	4	0.0	0.0	0

FIELD GOALS	FGM/FGA	PERCENT	RESULTS
Ka'imi Fairbairn	1-1	100.0	56G
TOTAL	**1-1**	**100.0**	

Team Statistics	Jaguars	Texans
First Downs	20	13
3rd-Down Eff. (Made/Att/Pct)	4/12/33%	6/17/35%
4th-Down Eff. (Made/Att/Pct)	0/0/0%	0/4/0%
Total Net Yards	337	277
Total Plays	60	67
Yards Per Play	5.6	4.1
Rushes/Net Yards	29/169	21/84
Net Passing	168	193
Pass Attempts/Completions	29/22	44/25
Had Intercepted	2	0
Sacked/Yards Lost	2/13	2/18
Punts/Average	5/43.4	6/45.7
Penalties/Yards	2/30	7/45
Fumbles/Lost	1/0	1/1
Possession Time	29:30	30:30

Jaguars vs. Texans

National Football League Game Summary

NFL Copyright © 2022 by The National Football League. All rights reserved. This summary and play-by-play is for the express purpose of assisting media in their coverage of the game; any other use of this material is prohibited without the written permission of the National Football League.

Date: Sunday, 1/1/2023

Jacksonville Jaguars at Houston Texans

at NRG Stadium, Houston, TX

Start Time: 12:02 PM CST

Game Day Weather

Game Weather: Fog

Temp: 72° F (22.2° C) Humidity: 85%, Wind: S 8 mph

Played Retractable Roof - Closed on Turf: Artifici

Outdoor Weather: Fog,

Officials

Referee: Novak, Scott (1)
Umpire: George, Ramon (128)
Down Judge: Bowers, Derick (74)
Line Judge: Coleman IV, Walt (65)
Field Judge: Boger, Trawick (2)
Side Judge: Meslow, David (118)
Back Judge: Miles, Terrence (111)
Replay Official: Sumstine, Matt (0)

Lineups

Jacksonville Jaguars

Offense			Defense		
TE	17	E.Engram	OLB	49	A.Key
LT	72	W.Little	NT	52	D.Hamilton
LG	69	T.Shatley	DL	94	F.Fatukasi
C	79	L.Fortner	DE	95	R.Robertson-Harris
RG	68	B.Scherff	WILL	41	J.Allen
RT	75	J.Taylor	LB	23	F.Oluokun
WR	13	C.Kirk	LB	33	D.Lloyd
WR	7	Z.Jones	CB	31	D.Williams
WR	11	M.Jones	CB	32	T.Campbell
QB	16	T.Lawrence	FS	5	A.Cisco
RB	1	T.Etienne	SS	2	R.Jenkins

Houston Texans

Offense			Defense		
WR	13	B.Cooks	DE	45	O.Okoronkwo
LT	78	L.Tunsil	DT	96	M.Collins
LG	59	K.Green	DT	91	R.Lopez
C	54	S.Quessenberry	DE	55	J.Hughes
RG	60	A.Cann	DB	2	T.Thomas
RT	71	T.Howard	LB	48	C.Harris
TE	83	O.Howard	LB	58	C.Kirksey
WR	15	C.Moore	CB	21	S.Nelson
QB	10	D.Mills	CB	25	D.King
FB	34	T.Hairston	S	36	J.Owens
RB	33	D.Ogunbowale	S	5	J.Pitre

Substitutions

QB 3 C.Beathard, CB 6 C.Claybrooks, P 9 L.Cooke, K 10 R.Patterson, WR 15 T.Jones, S 20 D.Thomas, RB 22 J.Hasty, RB 24 S.Conner, CB 34 G.Junior, CB 37 T.Herndon, WR 39 J.Agnew, S 42 A.Wingard, OLB 44 T.Walker, OLB 45 K.Chaisson, LS 46 R.Matiscik, LB 48 C.Muma, LB 50 S.Quarterman, LB 57 C.Johnson, OT 64 C.Cronk, OL 70 C.Van Lanen, OL 73 B.Hance, TE 84 C.Manhertz, TE 85 D.Arnold, TE 89 L.Farrell, DL 96 A.Gotsis, DL 98 C.Peters

Substitutions

DB 1 T.Smith, WR 4 P.Dorsett, QB 6 J.Driskel, K 7 K.Fairbairn, TE 9 B.Jordan, P 11 C.Johnston, WR 19 A.Rodgers, DB 23 E.Murray, RB 26 R.Freeman, RB 28 R.Burkhead, DB 29 M.Stewart, LB 32 G.Wallow, DB 35 G.Arnold, LB 43 N.Hewitt, LB 44 J.Reeves-Maybin, LS 46 J.Weeks, LB 49 J.Hansen, DL 52 J.Greenard, LB 53 B.Cashman, OL 67 C.Heck, OL 76 A.Deculus, TE 88 J.Akins, DL 92 R.Green, DL 93 K.Hinish, DL 97 M.Addison

Did Not Play

Did Not Play

OL 64 J.McCray

Not Active

WR 14 K.Pryor, CB 29 Te.Campbell, CB 30 Mo.Brown, OLB 47 D.Dixon, DL 99 J.Ledbetter

Not Active

QB 3 K.Allen, DB 38 J.Francis, DL 56 T.Booker, OL 79 J.Morrissey, TE 84 T.Quitoriano

Field Goals (made ( ) & missed)

R.Patterson (53)

K.Fairbairn (56)

		1	2	3	4	OT	Total
VISITOR:	Jacksonville Jaguars	7	14	7	3	0	31
HOME:	Houston Texans	0	0	3	0	0	3

Scoring Plays

Team	Qtr	Time	Play Description (Extra Point) (Drive Info)	Visitor	Home
Jaguars	1	8:24	J.Hasty 5 yd. run (R.Patterson kick) (8-45, 3:06)	7	0
Jaguars	2	12:21	T.Etienne 62 yd. run (R.Patterson kick) (1-62, 0:09)	14	0
Jaguars	2	11:35	T.Campbell 12 yd. fumble return (R.Patterson kick)	21	0
Jaguars	3	9:28	S.Conner 3 yd. run (R.Patterson kick) (11-75, 5:32)	28	0
Texans	3	5:49	K.Fairbairn 56 yd. Field Goal (7-37, 3:39)	28	3
Jaguars	4	6:06	R.Patterson 53 yd. Field Goal (4-5, 2:09)	31	3

Paid Attendance: 64,581

Time: 2:54

Jacksonville Jaguars vs Houston Texans
1/1/2023 at NRG Stadium

Final Individual Statistics

Jacksonville Jaguars

RUSHING	ATT	YDS	AVG	LG	TD
T.Etienne	9	108	12.0	**62**	1
J.Hasty	10	33	3.3	11	1
S.Conner	5	17	3.4	8	1
E.Engram	1	13	13.0	13	0
T.Lawrence	2	4	2.0	4	0
J.Agnew	2	-6	-3.0	0	0
Total	29	169	5.8	62	3

PASSING	ATT	CMP	YDS	SK/YD	TD	LG	IN	RT
T.Lawrence	21	17	152	1/8	0	30	1	77.0
C.Beathard	8	5	29	1/5	0	11	1	29.7
Total	29	22	181	2/13	0	30	2	62.6

PASS RECEIVING	TAR	REC	YDS	AVG	LG	TD
M.Jones	7	6	61	10.2	17	0
J.Hasty	6	6	23	3.8	11	0
T.Etienne	3	3	32	10.7	30	0
Z.Jones	5	3	24	8.0	11	0
C.Kirk	3	2	21	10.5	13	0
E.Engram	2	1	16	16.0	16	0
J.Agnew	1	1	4	4.0	4	0
D.Arnold	1	0	0	0.0	0	0
Total	28	22	181	8.2	30	0

INTERCEPTIONS	NO	YDS	AVG	LG	TD
Total	0	0	0	0	0

PUNTING	NO	YDS	AVG	NET	TB	IN20	LG
L.Cooke	5	217	43.4	40.2	0	4	57
Total	5	217	43.4	40.2	0	4	57

PUNT RETURNS	NO	YDS	AVG	FC	LG	TD
J.Agnew	4	36	9.0	1	18	0
[DOWNED]	1	0	0.0	0	0	0
Total	4	36	9.0	1	18	0

KICKOFF RETURNS	NO	YDS	AVG	FC	LG	TD
J.Agnew	1	20	20.0	0	20	0
[TOUCHBACK]	1	0	0.0	0	0	0
Total	1	20	20.0	0	20	0

Houston Texans

RUSHING	ATT	YDS	AVG	LG	TD
D.Mills	4	33	8.3	13	0
D.Ogunbowale	7	21	3.0	9	0
R.Freeman	7	19	2.7	5	0
J.Driskel	2	7	3.5	7	0
A.Rodgers	1	4	4.0	4	0
Total	21	84	4.0	13	0

PASSING	ATT	CMP	YDS	SK/YD	TD	LG	IN	RT
D.Mills	40	22	202	1/9	0	29	0	69.0
J.Driskel	4	3	9	1/9	0	5	0	77.1
Total	44	25	211	2/18	0	29	0	69.4

PASS RECEIVING	TAR	REC	YDS	AVG	LG	TD
B.Cooks	7	4	39	9.8	17	0
C.Moore	5	3	21	7.0	12	0
R.Freeman	5	3	20	6.7	9	0
P.Dorsett	6	3	14	4.7	7	0
R.Burkhead	5	3	10	3.3	5	0
J.Akins	3	2	38	19.0	29	0
A.Rodgers	2	2	12	6.0	10	0
D.Ogunbowale	3	2	4	2.0	2	0
O.Howard	2	1	26	26.0	26	0
B.Jordan	3	1	20	20.0	20	0
T.Hairston	1	1	7	7.0	7	0
Total	42	25	211	8.4	29	0

INTERCEPTIONS	NO	YDS	AVG	LG	TD
D.King	1	1	1.0	1	0
J.Pitre	1	0	0.0	0	0
Total	2	1	0.5	1	0

PUNTING	NO	YDS	AVG	NET	TB	IN20	LG
C.Johnston	6	274	45.7	39.7	0	2	53
Total	6	274	45.7	39.7	0	2	53

PUNT RETURNS	NO	YDS	AVG	FC	LG	TD
D.King	1	16	16.0	1	16	0
T.Smith	0	0	0.0	1	0	0
[DOWNED]	2	0	0.0	0	0	0
Total	1	16	16.0	2	16	0

KICKOFF RETURNS	NO	YDS	AVG	FC	LG	TD
T.Smith	4	99	24.8	0	31	0
[TOUCHBACK]	2	0	0.0	0	0	0
Total	4	99	24.8	0	31	0

Jacksonville Jaguars

FUMBLES	FUM	LOST	OWN-REC	YDS	TD	FORCED	OPP-REC	YDS	TD	OUT-BDS
T.Lawrence	1	0	0	-5	0	0	0	0	0	0
T.Etienne	0	0	1	0	0	0	0	0	0	0
J.Allen	0	0	0	0	0	1	0	0	0	0
T.Campbell	0	0	0	0	0	0	1	12	1	0
Total	1	0	1	-5	0	1	1	12	1	0

Houston Texans

FUMBLES	FUM	LOST	OWN-REC	YDS	TD	FORCED	OPP-REC	YDS	TD	OUT-BDS
D.Mills	1	1	0	0	0	0	0	0	0	0

Jacksonville Jaguars vs Houston Texans

1/1/2023 at NRG Stadium

Final Individual Statistics

Total	1	1	0	0	0	0	0	0	0	0

Jacksonville Jaguars vs Houston Texans
1/1/2023 at NRG Stadium

Final Team Statistics

	Visitor Jaguars	Home Texans
TOTAL FIRST DOWNS	20	13
By Rushing	7	3
By Passing	10	9
By Penalty	3	1
THIRD DOWN EFFICIENCY	4-12-33.3%	6-17-35.3%
FOURTH DOWN EFFICIENCY	0-0-0.0%	0-4-0.0%
TOTAL NET YARDS	337	277
Total Offensive Plays (inc. times thrown passing)	60	67
Average gain per offensive play	5.6	4.1
NET YARDS RUSHING	169	84
Total Rushing Plays	29	21
Average gain per rushing play	5.8	4.0
Tackles for a loss-number and yards	4-14	1-1
NET YARDS PASSING	168	193
Times thrown - yards lost attempting to pass	2-13	2-18
Gross yards passing	181	211
PASS ATTEMPTS-COMPLETIONS-HAD INTERCEPTED	29-22-2	44-25-0
Avg gain per pass play (inc.# thrown passing)	5.4	4.2
KICKOFFS Number-In End Zone-Touchbacks	6-4-2	2-1-1
PUNTS Number and Average	5-43.4	6-45.7
Had Blocked	0	0
FGs - PATs Had Blocked	0-0	0-0
Net Punting Average	40.2	39.7
TOTAL RETURN YARDAGE (Not Including Kickoffs)	36	17
No. and Yards Punt Returns	4-36	1-16
No. and Yards Kickoff Returns	1-20	4-99
No. and Yards Interception Returns	0-0	2-1
PENALTIES Number and Yards	2-30	7-45
FUMBLES Number and Lost	1-0	1-1
TOUCHDOWNS	4	0
Rushing	3	0
Passing	0	0
Fumbles	1	0
EXTRA POINTS Made-Attempts	4-4	0-0
Kicking Made-Attempts	4-4	0-0
FIELD GOALS Made-Attempts	1-1	1-1
RED ZONE EFFICIENCY	2-2-100%	0-1-0%
GOAL TO GO EFFICIENCY	2-2-100%	0-0-0%
SAFETIES	0	0
FINAL SCORE	31	3
TIME OF POSSESSION	29:30	30:30

Jacksonville Jaguars vs Houston Texans
1/1/2023 at NRG Stadium

Ball Possession And Drive Chart

Jacksonville Jaguars

#	Time Recd	Time Lost	Time Poss	How Ball Obtained	Drive Began	# Play	Yds Gain	Yds Pen	Net Yds	1st Down	Last Scrm	How Given Up
1	11:30	8:24	3:06	Downs	HST 45	8	45	0	45	4	* HST 5	Touchdown
2	6:50	3:41	3:09	Punt	JAX 23	5	32	5	37	2	HST 40	Punt
3	1:14	14:13	2:01	Punt	JAX 35	5	12	5	17	1	HST 48	Punt
4	12:30	12:21	0:09	Punt	JAX 38	1	62	0	62	1	JAX 38	Touchdown
5	9:07	8:21	0:46	Punt	JAX 9	2	5	0	5	0	JAX 14	Interception
6	6:49	4:45	2:04	Downs	JAX 10	3	7	0	7	0	JAX 17	Punt
7	1:53	0:00	1:53	Punt	JAX 10	6	39	0	39	1	JAX 38	End of Half
8	15:00	9:28	5:32	Kickoff	JAX 25	11	65	10	75	7	* HST 3	Touchdown
9	5:49	0:45	5:04	Kickoff	JAX 21	10	58	0	58	4	HST 21	Interception
10	11:38	10:00	1:38	Downs	HST 48	3	-4	0	-4	0	JAX 48	Punt
11	8:15	6:06	2:09	Punt	HST 40	4	5	0	5	0	HST 35	Field Goal
12	3:53	1:54	1:59	Downs	JAX 41	3	6	0	6	0	JAX 47	Punt

(379) Average JAX 32

Houston Texans

#	Time Recd	Time Lost	Time Poss	How Ball Obtained	Drive Began	# Play	Yds Gain	Yds Pen	Net Yds	1st Down	Last Scrm	How Given Up
1	15:00	11:30	3:30	Kickoff	HST 26	7	19	0	19	1	HST 45	Downs
2	8:24	6:50	1:34	Kickoff	HST 26	3	7	0	7	0	HST 33	Punt
3	3:41	1:14	2:27	Punt	HST 1	4	8	21	29	1	HST 30	Punt
4	14:13	12:30	1:43	Punt	HST 11	3	6	0	6	0	HST 17	Punt
5	12:21	11:35	0:46	Kickoff	HST 23	2	-7	0	-7	0	HST 25	Fumble
6	11:35	9:07	2:28	Kickoff	HST 25	3	14	-5	9	0	HST 34	Punt
7	8:21	6:49	1:32	Interception	JAX 41	5	31	0	31	1	* JAX 10	Downs
8	4:45	1:53	2:52	Punt	HST 42	6	16	0	16	1	JAX 42	Punt
9	9:28	5:49	3:39	Kickoff	HST 25	7	47	-10	37	2	JAX 38	Field Goal
10	0:45	11:38	4:07	Interception	HST 10	11	39	0	39	3	HST 49	Downs
11	10:00	8:15	1:45	Punt	HST 10	3	-5	0	-5	0	HST 5	Punt
12	6:06	3:53	2:13	Kickoff	HST 31	7	38	-10	28	1	HST 47	Downs
13	1:54	0:00	1:54	Punt	HST 11	7	64	0	64	3	HST 46	End of Game

(300) Average HST 23

*** inside opponent's 20**

Time of Possession by Quarter		**1st**	**2nd**	**3rd**	**4th**	**OT**	**Total**
Visitor	Jacksonville Jaguars	7:29	5:39	10:36	5:46		29:30
Home	Houston Texans	7:31	9:21	4:24	9:14		30:30

Kickoff Drive No.-Start Average Jaguars: 2 - JAX 23 Texans: 6 - HST 26

Jacksonville Jaguars vs Houston Texans
1/1/2023 at NRG Stadium

Final Defensive Statistics

Jacksonville Jaguars	Regular Defensive Plays											Special Teams					Misc			
	TKL	AST	COMB	SK	/ YDS	TFL	Q	IN	PD	FF	FR	TKL	AST	FF	FR	BL	TKL	AST	FF	FR
F.Oluokun	4	5	9	0	0	0	0	0	1	0	0	0	0	0	0	0	0	0	0	0
G.Junior	5	1	6	0	0	0	0	0	0	0	0	0	0	0	0	0	0	0	0	0
J.Allen	3	3	6	1	9	0	3	0	0	1	0	0	0	0	0	0	0	0	0	0
R.Jenkins	4	1	5	0	0	1	0	0	0	0	0	0	0	0	0	0	0	0	0	0
C.Muma	3	2	5	0	0	0	1	0	0	0	0	1	0	0	0	0	0	0	0	0
D.Lloyd	1	4	5	0	0	0	0	0	0	0	0	0	0	0	0	0	0	0	0	0
K.Chaisson	3	1	4	1	9	1	1	0	0	0	0	0	0	0	0	0	0	0	0	0
D.Williams	2	2	4	0	0	0	0	0	0	0	0	0	0	0	0	0	0	0	0	0
T.Campbell	2	1	3	0	0	0	0	0	0	0	1	0	0	0	0	0	0	0	0	0
T.Herndon	2	1	3	0	0	0	0	0	0	0	0	0	0	0	0	0	0	0	0	0
S.Quarterman	2	1	3	0	0	0	0	0	0	0	0	0	0	0	0	0	0	0	0	0
A.Wingard	2	0	2	0	0	0	0	0	0	0	0	1	0	0	0	0	0	0	0	0
R.Robertson-Harris	1	1	2	0	0	0	2	0	0	0	0	0	0	0	0	0	0	0	0	0
A.Key	1	1	2	0	0	0	1	0	0	0	0	0	0	0	0	0	0	0	0	0
C.Peters	1	1	2	0	0	0	0	0	0	0	0	0	0	0	0	0	0	0	0	0
D.Hamilton	1	1	2	0	0	0	0	0	0	0	0	0	0	0	0	0	0	0	0	0
A.Cisco	1	0	1	0	0	0	0	0	0	0	0	0	0	0	0	0	0	0	0	0
A.Gotsis	0	0	0	0	0	0	2	0	0	0	0	0	0	0	0	0	0	0	0	0
F.Fatukasi	0	0	0	0	0	0	1	0	0	0	0	0	0	0	0	0	0	0	0	0
T.Walker	0	0	0	0	0	0	1	0	0	0	0	0	0	0	0	0	0	0	0	0
C.Johnson	0	0	0	0	0	0	0	0	0	0	0	2	0	0	0	0	0	0	0	0
C.Claybrooks	0	0	0	0	0	0	0	0	0	0	0	1	0	0	0	0	0	0	0	0
E.Engram	0	0	0	0	0	0	0	0	0	0	0	0	0	0	0	0	1	0	0	0
M.Jones	0	0	0	0	0	0	0	0	0	0	0	0	0	0	0	0	1	0	0	0
T.Etienne	0	0	0	0	0	0	0	0	0	0	0	0	0	0	0	0	0	0	0	1
Total	**38**	**26**	**64**	**2**	**18**	**2**	**12**	**0**	**1**	**1**	**1**	**5**	**0**	**0**	**0**	**0**	**2**	**0**	**0**	**1**

TKL = Tackle AST = Assist COMB = Combined QH=QB Hit IN = Interception PD = Pass Defense FF = Forced Fumble FR = Fumble Recovery

Jacksonville Jaguars vs Houston Texans

1/1/2023 at NRG Stadium

Final Defensive Statistics

Houston Texans	Regular Defensive Plays											Special Teams					Misc			
	TKL	AST	COMB	SK	/ YDS	TFL	QH	IN	PD	FF	FR	TKL	AST	FF	FR	BL	TKL	AST	FF	FR
J.Pitre	11	2	13	0	0	0	0	1	1	0	0	0	0	0	0	0	0	0	0	0
D.King	6	2	8	0	0	2	0	1	1	0	0	0	0	0	0	0	0	0	0	0
C.Kirksey	2	4	6	0	0	0	0	0	0	0	0	0	0	0	0	0	0	0	0	0
J.Owens	5	0	5	0	0	0	0	0	0	0	0	0	0	0	0	0	0	0	0	0
O.Okoronkwo	4	0	4	1	8	2	1	0	0	0	0	0	0	0	0	0	0	0	0	0
S.Nelson	3	1	4	0	0	0	0	0	0	0	0	0	0	0	0	0	0	0	0	0
C.Harris	3	1	4	0	0	0	0	0	0	0	0	0	0	0	0	0	0	0	0	0
J.Hughes	2	2	4	1	5	1	1	0	0	0	0	0	0	0	0	0	0	0	0	0
K.Hinish	2	1	3	0	0	2	0	0	0	0	0	0	0	0	0	0	0	0	0	0
B.Cashman	2	0	2	0	0	0	0	0	0	0	0	1	1	0	0	0	0	0	0	0
M.Addison	1	1	2	0	0	0	0	0	0	0	0	0	0	0	0	0	0	0	0	0
M.Collins	1	0	1	0	0	0	1	0	0	0	0	0	0	0	0	0	0	0	0	0
R.Lopez	1	0	1	0	0	1	0	0	0	0	0	0	0	0	0	0	0	0	0	0
T.Thomas	1	0	1	0	0	0	0	0	0	0	0	0	0	0	0	0	0	0	0	0
J.Greenard	1	0	1	0	0	0	0	0	0	0	0	0	0	0	0	0	0	0	0	0
R.Green	1	0	1	0	0	0	0	0	0	0	0	0	0	0	0	0	0	0	0	0
J.Hansen	0	0	0	0	0	0	0	0	0	0	0	1	0	0	0	0	0	0	0	0
D.Ogunbowale	0	0	0	0	0	0	0	0	0	0	0	1	0	0	0	0	0	0	0	0
M.Stewart	0	0	0	0	0	0	0	0	0	0	0	0	1	0	0	0	0	0	0	0
N.Hewitt	0	0	0	0	0	0	0	0	0	0	0	0	1	0	0	0	0	0	0	0
J.Weeks	0	0	0	0	0	0	0	0	0	0	0	0	1	0	0	0	0	0	0	0
G.Arnold	0	0	0	0	0	0	0	0	0	0	0	0	1	0	0	0	0	0	0	0
Total	**46**	**14**	**60**	**2**	**13**	**8**	**3**	**2**	**2**	**0**	**0**	**3**	**5**	**0**	**0**	**0**	**0**	**0**	**0**	**0**

Jacksonville Jaguars vs Houston Texans
1/1/2023 at NRG Stadium

First Half Summary

	PERIOD SCORES		TIME OF POSSESSION	
Jaguars	7 14 = 21		Jaguars	13:08
Texans	0 0 = 0		Texans	16:52

Scoring Plays

Team	Qtr	Time	Play Description (Extra Point) (Drive Info)	Visitor	Home
Jaguars	1	8:24	J.Hasty 5 yd. run (R.Patterson kick) (8-45, 3:06)	7	0
Jaguars	2	12:21	T.Etienne 62 yd. run (R.Patterson kick) (1-62, 0:09)	14	0
Jaguars	2	11:35	T.Campbell 12 yd. fumble return (R.Patterson kick)	21	0

	Jacksonville Jaguars	Houston Texans
TOTAL FIRST DOWNS	9	4
First Downs Rushing-Passing-by Penalty	4 - 4 - 1	1 - 2 - 1
THIRD DOWN EFFICIENCY	2-6-33.3%	2-9-22.2%
TOTAL NET YARDS	207	94
Total Offensive Plays	30	33
NET YARDS RUSHING	128	45
NET YARDS PASSING	79	49
Gross Yards Passing	87	58
Times thrown-yards lost attempting to pass	1-8	1-9
Pass Attempts-Completions-Had Intercepted	15 - 12 - 1	17 - 8 - 0
Punts-Number and Average	3 - 44.3	5 - 44.2
Penalties-Number and Yards	2 - 30	3 - 15
Fumbles-Number and Lost	1 - 0	1 - 1
Red Zone Efficiency	1-1-100%	0-1-0%
Average Drive Start	JAX 26	HST 27

Jacksonville Jaguars

RUSHING	ATT	YDS	AVG	LG	TD
T.Etienne	9	108	12.0	**62**	1
J.Hasty	2	16	8.0	11	1
T.Lawrence	2	4	2.0	4	0
J.Agnew	1	0	0.0	0	0
Total	14	128	9.1	62	2

PASSING	ATT	CMP	YDS	SK/YD	TD	LG	IN	RT
T.Lawrence	15	12	87	1/8	0	30	1	63.1
Total	15	12	87	1/8	0	30	1	63.1

PASS RECEIVING	TAR	REC	YDS	AVG	LG	TD
M.Jones	4	4	29	7.3	14	0
T.Etienne	3	3	32	10.7	30	0
C.Kirk	3	2	21	10.5	13	0
J.Agnew	1	1	4	4.0	4	0
Z.Jones	2	1	3	3.0	3	0
J.Hasty	1	1	-2	-2.0	-2	0
E.Engram	1	0	0	0.0	0	0
Total	15	12	87	7.3	30	0

Houston Texans

RUSHING	ATT	YDS	AVG	LG	TD
D.Ogunbowale	6	18	3.0	9	0
D.Mills	2	9	4.5	7	0
R.Freeman	4	7	1.8	3	0
J.Driskel	2	7	3.5	7	0
A.Rodgers	1	4	4.0	4	0
Total	15	45	3.0	9	0

PASSING	ATT	CMP	YDS	SK/YD	TD	LG	IN	RT
D.Mills	16	8	58	1/9	0	26	0	58.9
J.Driskel	1	0	0	0/0	0	0	0	39.6
Total	17	8	58	1/9	0	26	0	55.5

PASS RECEIVING	TAR	REC	YDS	AVG	LG	TD
P.Dorsett	3	2	8	4.0	7	0
R.Burkhead	3	2	5	2.5	3	0
O.Howard	2	1	26	26.0	26	0
J.Akins	1	1	9	9.0	9	0
B.Cooks	3	1	5	5.0	5	0
C.Moore	2	1	5	5.0	5	0
B.Jordan	2	0	0	0.0	0	0
D.Ogunbowale	1	0	0	0.0	0	0
Total	17	8	58	7.3	26	0

Jacksonville Jaguars

	Regular Defensive Plays											Special Teams					Misc			
	TKL	AST	COMB	SK	/ YDS	TFL	Q	IN	PD	FF	FR	TKL	AST	FF	FR	BL	TKL	AST	FF	FR
F.Oluokun	2	3	5	0	0	0	0	0	0	0	0	0	0	0	0	0	0	0	0	0
J.Allen	2	2	4	1	9	0	2	0	0	1	0	0	0	0	0	0	0	0	0	0
D.Williams	2	2	4	0	0	0	0	0	0	0	0	0	0	0	0	0	0	0	0	0
C.Muma	2	1	3	0	0	0	0	0	0	0	0	1	0	0	0	0	0	0	0	0
Total	**8**	**8**	**16**	**1**	**9**	**0**	**2**	**0**	**0**	**1**	**0**	**1**	**0**	**0**	**0**	**0**	**0**	**0**	**0**	**0**

Jacksonville Jaguars vs Houston Texans

1/1/2023 at NRG Stadium

First Half Summary

Houston Texans	Regular Defensive Plays											Special Teams					Misc			
	TKL	AST	COMB	SK	/ YDS	TFL	QH	IN	PD	FF	FR	TKL	AST	FF	FR	BL	TKL	AST	FF	FR
J.Pitre	5	2	7	0	0	0	0	0	0	0	0	0	0	0	0	0	0	0	0	0
D.King	4	1	5	0	0	1	0	1	1	0	0	0	0	0	0	0	0	0	0	0
S.Nelson	2	1	3	0	0	0	0	0	0	0	0	0	0	0	0	0	0	0	0	0
J.Owens	2	0	2	0	0	0	0	0	0	0	0	0	0	0	0	0	0	0	0	0
Total	**13**	**4**	**17**	**0**	**0**	**1**	**0**	**1**	**1**	**0**	**0**	**0**	**0**	**0**	**0**	**0**	**0**	**0**	**0**	**0**

Play By Play

First Quarter

1/1/2023

JAX wins the coin toss and elects to defer. HST elects to Receive, and JAX elects to defend the south goal.

R.Patterson kicks 67 yards from JAX 35 to HST -2. T.Smith to HST 26 for 28 yards (C.Muma).

Houston Texans at 15:00, (1st play from scrimmage 14:55)

1-10-HST 26	(14:55) D.Ogunbowale left tackle to HST 35 for 9 yards (F.Oluokun; J.Allen).	
2-1-HST 35	(14:21) D.Mills pass incomplete short right to O.Howard [J.Allen].	
3-1-HST 35	(14:17) C.Heck reported in as eligible. D.Ogunbowale right tackle to HST 36 for 1 yard (F.Oluokun, D.Williams).	R1
1-10-HST 36	(13:32) D.Ogunbowale right guard to HST 43 for 7 yards (J.Allen).	
2-3-HST 43	(12:56) (Shotgun) D.Ogunbowale up the middle to HST 45 for 2 yards (D.Lloyd; A.Key).	
3-1-HST 45	(12:12) C.Heck reported in as eligible. D.Ogunbowale up the middle to HST 45 for no gain (D.Lloyd; C.Peters).	
4-1-HST 45	(11:35) J.Driskel up the middle to HST 45 for no gain (R.Jenkins, D.Williams).	

Jacksonville Jaguars at 11:30

1-10-HST 45	(11:30) (Shotgun) T.Lawrence pass short middle to C.Kirk to HST 32 for 13 yards (J.Pitre).	P1
1-10-HST 32	(11:04) (No Huddle, Shotgun) T.Etienne left guard to HST 23 for 9 yards (D.King, J.Pitre).	
2-1-HST 23	(10:42) (No Huddle, Shotgun) T.Lawrence left end to HST 19 for 4 yards (J.Pitre).	R2
1-10-HST 19	(10:18) (No Huddle) T.Lawrence pass incomplete short right to C.Kirk.	
2-10-HST 19	(10:13) (Shotgun) T.Lawrence pass short left to M.Jones to HST 5 for 14 yards (J.Pitre).	P3
1-5-HST 5	(9:48) (No Huddle, Shotgun) T.Etienne right guard to HST 7 for -2 yards (R.Lopez, J.Hughes).	
2-7-HST 7	(9:08) (Shotgun) T.Lawrence pass short right to T.Etienne to HST 5 for 2 yards (T.Thomas).	
3-5-HST 5	**(8:29) (Shotgun) J.Hasty left guard for 5 yards, TOUCHDOWN.**	R4
	R.Patterson extra point is GOOD, Center-R.Matiscik, Holder-L.Cooke.	

JAX 7 HST 0, 8 plays, 45 yards, 3:06 drive, 6:36 elapsed

R.Patterson kicks 59 yards from JAX 35 to HST 6. T.Smith to HST 26 for 20 yards (C.Johnson).

Houston Texans at 8:24, (1st play from scrimmage 8:19)

1-10-HST 26	(8:19) (Shotgun) A.Rodgers right end to HST 30 for 4 yards (D.Williams).	
2-6-HST 30	(7:49) (Shotgun) D.Mills pass incomplete deep right to B.Cooks.	
3-6-HST 30	(7:44) (Shotgun) D.Mills pass short left to R.Burkhead to HST 33 for 3 yards (F.Oluokun; C.Muma).	
4-3-HST 33	(7:01) C.Johnston punts 51 yards to JAX 16, Center-J.Weeks. J.Agnew to JAX 23 for 7 yards (J.Hansen, M.Stewart).	

Jacksonville Jaguars at 6:50

1-10-JAX 23	(6:50) (Shotgun) T.Etienne left guard to JAX 26 for 3 yards (M.Collins).	
2-7-JAX 26	(6:14) (Shotgun) T.Lawrence pass incomplete deep right to Z.Jones.	
	PENALTY on HST-O.Okoronkwo, Illegal Use of Hands, 5 yards, enforced at JAX 26 - No Play.	X5
1-10-JAX 31	(6:10) T.Etienne right guard pushed ob at HST 42 for 27 yards (J.Owens).	R6
1-10-HST 42	(5:43) (No Huddle, Shotgun) T.Lawrence pass short left to Z.Jones pushed ob at HST 39 for 3 yards (D.King).	
2-7-HST 39	(5:09) T.Lawrence FUMBLES (Aborted) at HST 44, recovered by JAX-T.Etienne at HST 44. T.Etienne to HST 44 for no gain (K.Hinish).	
3-12-HST 44	(4:29) (Shotgun) T.Lawrence pass short right to J.Agnew to HST 40 for 4 yards (B.Cashman).	
4-8-HST 40	(3:51) L.Cooke punts 39 yards to HST 1, Center-R.Matiscik, downed by JAX-C.Claybrooks. Houston challenged the kick downed ruling, and the play was Upheld. The ruling on the field stands. (Timeout #1.)	

Houston Texans at 3:41

1-10-HST 1	(3:41) D.Mills up the middle to HST 3 for 2 yards (C.Peters).	
2-8-HST 3	(3:07) (Shotgun) D.Mills pass incomplete deep right to B.Cooks.	
	PENALTY on JAX-D.Williams, Defensive Pass Interference, 21 yards, enforced at HST 3 - No Play.	X2
1-10-HST 24	(3:02) (Shotgun) D.Mills pass short left to P.Dorsett to HST 25 for 1 yard (T.Herndon).	
2-9-HST 25	(2:17) (Shotgun) D.Mills pass short right to C.Moore to HST 30 for 5 yards (A.Key).	
3-4-HST 30	(1:32) (Shotgun) D.Mills pass incomplete deep left to B.Cooks.	
4-4-HST 30	(1:26) C.Johnston punts 46 yards to JAX 24, Center-J.Weeks. J.Agnew to JAX 35 for 11 yards (N.Hewitt; J.Weeks).	

Jacksonville Jaguars at 1:14

1-10-JAX 35	(1:14) (Shotgun) T.Lawrence pass short middle to C.Kirk to JAX 43 for 8 yards (J.Pitre; S.Nelson).	
2-2-JAX 43	(:55) (No Huddle) T.Lawrence pass short middle to M.Jones to JAX 47 for 4 yards (D.King).	P7
1-10-JAX 47	(:21) J.Agnew left end pushed ob at JAX 47 for no gain (M.Addison; D.King).	

Jacksonville Jaguars vs Houston Texans at NRG Stadium

END OF QUARTER	Score	Time Poss	First Downs				Efficiencies	
			R	P	X	T	3 Down	4 Down
Jacksonville Jaguars	**7**	**7:29**	**3**	**3**	**1**	**7**	**1/2**	**0/0**
Houston Texans	**0**	**7:31**	**1**	**0**	**1**	**2**	**1/4**	**0/1**

Jacksonville Jaguars continued.

2-10-JAX 47	*(15:00) (Shotgun) PENALTY on HST-K.Hinish, Neutral Zone Infraction, 5 yards, enforced at JAX 47 - No Play.*	
2-5-HST 48	(15:00) (Shotgun) T.Lawrence pass incomplete short middle to E.Engram.	
3-5-HST 48	(14:57) (Shotgun) T.Lawrence pass short right to T.Etienne ran ob at HST 48 for no gain.	
4-5-HST 48	(14:19) L.Cooke punts 37 yards to HST 11, Center-R.Matiscik, fair catch by D.King.	

Houston Texans at 14:13

1-10-HST 11	(14:13) (Shotgun) D.Mills pass short left to P.Dorsett to HST 18 for 7 yards (C.Muma).	
2-3-HST 18	(13:30) D.Ogunbowale left tackle to HST 17 for -1 yards (R.Jenkins, R.Robertson-Harris).	
3-4-HST 17	(12:46) (Shotgun) D.Mills pass incomplete deep middle to B.Jordan.	
4-4-HST 17	(12:41) C.Johnston punts 45 yards to JAX 38, Center-J.Weeks, downed by HST-B.Cashman.	

Jacksonville Jaguars at 12:30

1-10-JAX 38	**(12:30) (Shotgun) T.Etienne left tackle for 62 yards, TOUCHDOWN.**	R8
	R.Patterson extra point is GOOD, Center-R.Matiscik, Holder-L.Cooke.	

JAX 14 HST 0, 1 plays, 62 yards, 0:09 drive, 2:39 elapsed

R.Patterson kicks 62 yards from JAX 35 to HST 3. T.Smith to HST 23 for 20 yards (A.Wingard).

Houston Texans at 12:21, (1st play from scrimmage 12:17)

1-10-HST 23	(12:17) (Shotgun) R.Freeman right guard to HST 25 for 2 yards (D.Hamilton).	
2-8-HST 25	**(11:43) (Shotgun) D.Mills sacked at HST 18 for -7 yards (J.Allen). FUMBLES (J.Allen), touched at HST 16, RECOVERED by JAX-T.Campbell at HST 12. T.Campbell for 12 yards, TOUCHDOWN.**	

Jacksonville Jaguars at 11:35

R.Patterson extra point is GOOD, Center-R.Matiscik, Holder-L.Cooke.

JAX 21 HST 0, 0 plays, 12 yards, 0:00 drive , 3:25 elapsed

R.Patterson kicks 65 yards from JAX 35 to end zone, Touchback.

Houston Texans at 11:35

1-10-HST 25	(11:35) (Shotgun) J.Driskel left end pushed ob at HST 32 for 7 yards (T.Campbell).	
2-3-HST 32	*(11:06) (Shotgun) PENALTY on HST-S.Quessenberry, False Start, 5 yards, enforced at HST 32 - No Play.*	
2-8-HST 27	(10:43) (Shotgun) R.Freeman left guard to HST 27 for no gain (K.Chaisson).	
3-8-HST 27	(10:05) (Shotgun) D.Mills scrambles left end to HST 34 for 7 yards (C.Muma).	
4-1-HST 34	(9:18) C.Johnston punts 47 yards to JAX 19, Center-J.Weeks. J.Agnew to JAX 18 for -1 yards (D.Ogunbowale).	
	PENALTY on JAX-D.Williams, Illegal Block Above the Waist, 9 yards, enforced at JAX 18.	

Jacksonville Jaguars at 9:07

1-10-JAX 9	(9:07) (Shotgun) T.Lawrence pass short right to M.Jones to JAX 14 for 5 yards (S.Nelson).	
2-5-JAX 14	(8:31) (Shotgun) T.Lawrence pass deep left intended for Z.Jones INTERCEPTED by D.King at JAX 42. D.King to JAX 41 for 1 yard (E.Engram).	

Houston Texans at 8:21

1-10-JAX 41	(8:21) D.Mills pass short right to O.Howard pushed ob at JAX 15 for 26 yards (D.Williams).	P3
1-10-JAX 15	(7:46) D.Mills pass short left to B.Cooks to JAX 10 for 5 yards (T.Campbell).	
2-5-JAX 10	(7:04) (Shotgun) J.Driskel pass incomplete short right to P.Dorsett.	
3-5-JAX 10	(7:00) (Shotgun) D.Mills pass incomplete short left to D.Ogunbowale [R.Robertson-Harris].	
4-5-JAX 10	(6:54) (Shotgun) D.Mills pass incomplete short left to R.Burkhead.	

Jacksonville Jaguars at 6:49

1-10-JAX 10	(6:49) (Shotgun) T.Etienne right tackle to JAX 10 for no gain (M.Addison).	
2-10-JAX 10	(6:12) (Shotgun) T.Etienne right tackle to JAX 17 for 7 yards (J.Pitre).	
3-3-JAX 17	(5:37) (Shotgun) T.Etienne right guard to JAX 17 for no gain (J.Greenard, K.Hinish).	
4-3-JAX 17	(4:57) L.Cooke punts 57 yards to HST 26, Center-R.Matiscik. D.King to HST 42 for 16 yards (C.Johnson).	

Houston Texans at 4:45

1-10-HST 42	(4:45) R.Freeman up the middle to HST 45 for 3 yards (K.Chaisson).	
2-7-HST 45	(4:03) (Shotgun) D.Mills pass incomplete deep left to B.Jordan [A.Key].	
3-7-HST 45	(3:58) (Shotgun) D.Mills pass short right to J.Akins pushed ob at JAX 46 for 9 yards (T.Herndon).	P4
1-10-JAX 46	(3:20) D.Mills pass incomplete deep middle to C.Moore [F.Fatukasi].	
2-10-JAX 46	(3:15) (Shotgun) R.Freeman right guard to JAX 44 for 2 yards (F.Oluokun; J.Allen).	
3-8-JAX 44	(2:35) (Shotgun) D.Mills pass short right to R.Burkhead to JAX 42 for 2 yards (F.Oluokun) [J.Allen].	

Jacksonville Jaguars vs Houston Texans at NRG Stadium

Two-Minute Warning

4-6-JAX 42	(2:00) C.Johnston punts 32 yards to JAX 10, Center-J.Weeks, fair catch by J.Agnew.	

Jacksonville Jaguars at 1:53

1-10-JAX 10	(1:53) (Shotgun) T.Etienne up the middle to JAX 12 for 2 yards (J.Owens, C.Kirksey).	
	Timeout #2 by HST at 01:48.	
2-8-JAX 12	(1:48) (Shotgun) T.Lawrence pass short right to M.Jones to JAX 18 for 6 yards (S.Nelson).	
3-2-JAX 18	(1:08) (Shotgun) T.Lawrence pass short left to T.Etienne pushed ob at JAX 48 for 30 yards (J.Pitre).	P9
1-10-JAX 48	(1:00) (Shotgun) T.Lawrence sacked at JAX 40 for -8 yards (O.Okoronkwo).	
	Timeout #1 by JAX at 00:54.	
2-18-JAX 40	(:54) (Shotgun) T.Lawrence pass short left to J.Hasty to JAX 38 for -2 yards (D.King).	
	Timeout #3 by HST at 00:46.	
3-20-JAX 38	(:46) (Shotgun) J.Hasty up the middle to JAX 49 for 11 yards (C.Harris).	

END OF QUARTER

	Score	Time Poss	First Downs R	First Downs P	First Downs X	First Downs T	Efficiencies 3 Down	Efficiencies 4 Down
Jacksonville Jaguars	**21**	**5:39**	**1**	**1**	**0**	**2**	**1/4**	**0/0**
Houston Texans	**0**	**9:21**	**0**	**2**	**0**	**2**	**1/5**	**0/1**

Play By Play

Third Quarter

1/1/2023

JAX elects to Receive, and HST elects to defend the North goal.

K.Fairbairn kicks 65 yards from HST 35 to end zone, Touchback.

Jacksonville Jaguars at 15:00

1-10-JAX 25	(15:00) (Shotgun) J.Hasty up the middle to JAX 22 for -3 yards (O.Okoronkwo).	
2-13-JAX 22	(14:24) (Shotgun) T.Lawrence pass incomplete short left to M.Jones.	
	PENALTY on HST-D.King, Defensive Holding, 5 yards, enforced at JAX 22 - No Play.	X10
1-10-JAX 27	(14:20) (Shotgun) J.Hasty right tackle to JAX 28 for 1 yard (O.Okoronkwo).	
2-9-JAX 28	(13:48) (Shotgun) T.Lawrence pass short middle to E.Engram to JAX 44 for 16 yards (J.Owens, C.Harris).	P11
1-10-JAX 44	(13:03) T.Lawrence pass incomplete short right.	
2-10-JAX 44	(12:59) (Shotgun) T.Lawrence pass short right to M.Jones to HST 39 for 17 yards (J.Pitre).	P12
1-10-HST 39	(12:33) (No Huddle, Shotgun) J.Hasty left guard to HST 42 for -3 yards (K.Hinish).	
2-13-HST 42	(11:57) (Shotgun) T.Lawrence pass short right to J.Hasty to HST 36 for 6 yards (S.Nelson).	
3-7-HST 36	(11:20) (Shotgun) T.Lawrence pass short right to J.Hasty to HST 25 for 11 yards (J.Owens, C.Kirksey).	P13
1-10-HST 25	(10:48) (Shotgun) J.Hasty left tackle to HST 23 for 2 yards (C.Kirksey, J.Hughes).	
2-8-HST 23	(10:08) (Shotgun) T.Lawrence pass incomplete deep left to J.Agnew.	
	PENALTY on HST-D.King, Defensive Holding, 5 yards, enforced at HST 23 - No Play.	X14
1-10-HST 18	(10:03) T.Lawrence pass short right to M.Jones to HST 3 for 15 yards (J.Pitre).	P15
1-3-HST 3	**(9:31) (No Huddle, Shotgun) S.Conner right guard for 3 yards, TOUCHDOWN.**	R16
	R.Patterson extra point is GOOD, Center-R.Matiscik, Holder-L.Cooke.	

JAX 28 HST 0, 11 plays, 75 yards, 2 penalties, 5:32 drive, 5:32 elapsed

R.Patterson kicks 65 yards from JAX 35 to end zone, Touchback.

Houston Texans at 9:28

1-10-HST 25	(9:28) D.Ogunbowale left guard to HST 28 for 3 yards (R.Robertson-Harris, D.Hamilton).	
2-7-HST 28	(8:52) (Shotgun) D.Mills pass short middle to B.Jordan to HST 48 for 20 yards (A.Cisco).	P5
1-10-HST 48	(8:10) (Shotgun) D.Mills scrambles left end to JAX 41 for 11 yards (D.Lloyd).	R6
1-10-JAX 41	(7:25) D.Ogunbowale left tackle to JAX 39 for 2 yards (F.Oluokun).	
	PENALTY on HST-L.Tunsil, Offensive Holding, 10 yards, enforced at JAX 41 - No Play.	
1-20-HST 49	(7:00) (Shotgun) D.Mills pass incomplete deep left.	
2-20-HST 49	(6:54) (Shotgun) D.Mills pass incomplete short middle to P.Dorsett.	
3-20-HST 49	(6:50) (Shotgun) D.Mills scrambles right end to JAX 38 for 13 yards (F.Oluokun).	
4-7-JAX 38	**(5:54) K.Fairbairn 56 yard field goal is GOOD, Center-J.Weeks, Holder-C.Johnston.**	

JAX 28 HST 3, 7 plays, 37 yards, 3:39 drive, 9:11 elapsed

K.Fairbairn kicks 64 yards from HST 35 to JAX 1. J.Agnew to JAX 21 for 20 yards (G.Arnold; B.Cashman).

Jacksonville Jaguars at 5:49, (1st play from scrimmage 5:44)

1-10-JAX 21	(5:44) (Shotgun) J.Hasty right end pushed ob at JAX 27 for 6 yards (J.Pitre).	
2-4-JAX 27	(5:11) (Shotgun) J.Hasty left end pushed ob at JAX 36 for 9 yards (D.King).	R17
1-10-JAX 36	(4:33) C.Beathard pass short right to Z.Jones to JAX 47 for 11 yards (J.Pitre).	P18
1-10-JAX 47	(3:51) (Shotgun) S.Conner left guard to HST 45 for 8 yards (J.Pitre).	
2-2-HST 45	(3:11) (Shotgun) C.Beathard pass incomplete short right to Z.Jones.	
3-2-HST 45	(3:06) (Shotgun) C.Beathard pass short right to J.Hasty pushed ob at HST 39 for 6 yards (C.Harris).	P19
	Penalty on HST-O.Okoronkwo, Defensive Holding, declined.	
1-10-HST 39	(2:48) E.Engram left end to HST 26 for 13 yards (C.Harris).	R20
1-10-HST 26	(2:07) (Shotgun) C.Beathard sacked at HST 31 for -5 yards (J.Hughes).	
2-15-HST 31	(1:29) (Shotgun) C.Beathard pass short left to Z.Jones ran ob at HST 21 for 10 yards.	
3-5-HST 21	(:53) (Shotgun) C.Beathard pass short middle intended for M.Jones INTERCEPTED by J.Pitre at HST 10. J.Pitre to HST 10 for no gain (M.Jones).	

Houston Texans at 0:45

1-10-HST 10	(:45) (Shotgun) J.Driskel pass short right to B.Cooks to HST 15 for 5 yards (T.Campbell; C.Muma).	
2-5-HST 15	(:08) (Shotgun) D.Mills pass short middle to P.Dorsett to HST 21 for 6 yards (F.Oluokun) [T.Walker].	P7

Jacksonville Jaguars vs Houston Texans at NRG Stadium

END OF QUARTER		Time	First Downs				Efficiencies	
	Score	Poss	R	P	X	T	3 Down	4 Down
Jacksonville Jaguars	28	10:36	3	6	2	11	2/3	0/0
Houston Texans	3	4:24	1	2	0	3	0/1	0/0

Play By Play

Fourth Quarter

1/1/2023

Houston Texans continued.

1-10-HST 21	(15:00) (Shotgun) D.Mills pass short left to T.Hairston to HST 28 for 7 yards (C.Muma, K.Chaisson).	
2-3-HST 28	(14:23) (Shotgun) D.Mills pass short right to C.Moore to HST 32 for 4 yards (R.Jenkins).	P8
1-10-HST 32	(13:39) (Shotgun) D.Mills pass incomplete short left to R.Freeman (F.Oluokun) [R.Robertson-Harris].	
2-10-HST 32	(13:33) (Shotgun) D.Mills pass incomplete deep left to C.Moore.	
3-10-HST 32	(13:28) (Shotgun) D.Mills pass short middle to A.Rodgers to HST 42 for 10 yards (F.Oluokun; R.Jenkins).	P9
1-10-HST 42	(12:55) (No Huddle, Shotgun) D.Mills pass short right to D.Ogunbowale to HST 44 for 2 yards (R.Jenkins).	
2-8-HST 44	(12:31) (No Huddle, Shotgun) D.Mills pass incomplete deep left to B.Cooks.	
3-8-HST 44	(12:25) (Shotgun) D.Mills pass short middle to R.Burkhead to HST 49 for 5 yards (F.Oluokun; J.Allen).	
4-3-HST 49	(11:42) (Shotgun) D.Mills pass incomplete short left to P.Dorsett [C.Muma].	

Jacksonville Jaguars at 11:38

1-10-HST 48	(11:38) (Shotgun) J.Agnew left end to JAX 46 for -6 yards (D.King).	
2-16-JAX 46	(11:01) (Shotgun) C.Beathard pass incomplete deep left to D.Arnold.	
3-16-JAX 46	(10:56) (Shotgun) C.Beathard pass short left to J.Hasty to JAX 48 for 2 yards (B.Cashman).	
4-14-JAX 48	(10:10) L.Cooke punts 42 yards to HST 10, Center-R.Matiscik, downed by JAX-C.Claybrooks.	

Houston Texans at 10:00

1-10-HST 10	(10:00) (Shotgun) J.Driskel pass short right to A.Rodgers to HST 12 for 2 yards (G.Junior, D.Lloyd).	
2-8-HST 12	(9:36) (No Huddle, Shotgun) J.Driskel pass short right to D.Ogunbowale to HST 14 for 2 yards (J.Allen).	
3-6-HST 14	(9:09) (No Huddle, Shotgun) J.Driskel sacked at HST 5 for -9 yards (K.Chaisson).	
4-15-HST 5	(8:27) C.Johnston punts 53 yards to JAX 42, Center-J.Weeks. J.Agnew pushed ob at HST 40 for 18 yards (B.Cashman).	

Jacksonville Jaguars at 8:15

1-10-HST 40	(8:15) J.Hasty left tackle to HST 35 for 5 yards (O.Okoronkwo, C.Kirksey).	
2-5-HST 35	(7:34) J.Hasty right guard to HST 35 for no gain (J.Hughes, C.Kirksey).	
3-5-HST 35	(6:50) (Shotgun) C.Beathard pass short middle to J.Hasty to HST 35 for no gain (C.Kirksey) [M.Collins].	
4-5-HST 35	**(6:10) R.Patterson 53 yard field goal is GOOD, Center-R.Matiscik, Holder-L.Cooke.**	

JAX 31 HST 3, 4 plays, 5 yards, 2:09 drive, 8:54 elapsed

R.Patterson kicks 65 yards from JAX 35 to HST 0. T.Smith to HST 31 for 31 yards (C.Claybrooks).

Houston Texans at 6:06, (1st play from scrimmage 5:59)

1-10-HST 31	(5:59) (Shotgun) R.Freeman up the middle to HST 36 for 5 yards (S.Quarterman).	
2-5-HST 36	(5:36) (No Huddle, Shotgun) D.Mills pass short middle to R.Freeman to HST 38 for 2 yards (A.Wingard).	
3-3-HST 38	(5:10) (No Huddle, Shotgun) D.Mills pass short middle to B.Cooks to JAX 45 for 17 yards (G.Junior).	P10
1-10-JAX 45	(4:39) (No Huddle, Shotgun) D.Mills pass incomplete short right to R.Freeman.	
	PENALTY on HST-K.Green, Offensive Holding, 10 yards, enforced at JAX 45 - No Play.	
1-20-HST 45	(4:32) (Shotgun) R.Freeman up the middle to HST 47 for 2 yards (S.Quarterman).	
2-18-HST 47	(4:10) (No Huddle, Shotgun) D.Mills pass incomplete short right to R.Freeman [A.Gotsis].	
3-18-HST 47	(4:06) (Shotgun) D.Mills pass incomplete short right to R.Burkhead.	
4-18-HST 47	(4:00) (Shotgun) D.Mills pass short right to B.Cooks to JAX 41 for 12 yards (G.Junior) [J.Allen].	

Jacksonville Jaguars at 3:53

1-10-JAX 41	(3:53) S.Conner right guard to JAX 45 for 4 yards (J.Pitre).	
2-6-JAX 45	(3:12) S.Conner up the middle to JAX 45 for no gain (J.Owens).	
3-6-JAX 45	(2:28) S.Conner up the middle to JAX 47 for 2 yards (R.Green, D.King).	

Two-Minute Warning

4-4-JAX 47	(2:00) L.Cooke punts 42 yards to HST 11, Center-R.Matiscik, fair catch by T.Smith.	

Houston Texans at 1:54

1-10-HST 11	(1:54) (Shotgun) D.Mills pass short right to R.Freeman to HST 20 for 9 yards (G.Junior).	
2-1-HST 20	(1:28) (No Huddle, Shotgun) D.Mills pass deep middle intended for J.Akins INTERCEPTED by A.Wingard at HST 43. A.Wingard to HST 25 for 18 yards (A.Rodgers). The Replay Official reviewed the interception ruling, and the play was REVERSED. (No Huddle, Shotgun) D.Mills pass incomplete deep middle to J.Akins.	
3-1-HST 20	(1:25) (Shotgun) R.Freeman right guard to HST 25 for 5 yards (G.Junior; S.Quarterman).	R11
1-10-HST 25	(1:05) (No Huddle, Shotgun) D.Mills pass short middle to R.Freeman to HST 34 for 9 yards (D.Lloyd; T.Herndon).	
2-1-HST 34	(:44) (No Huddle, Shotgun) D.Mills pass incomplete deep right [A.Gotsis].	

3-1-HST 34	(:39) (Shotgun) D.Mills pass short right to C.Moore to HST 46 for 12 yards (G.Junior).	P12
1-10-HST 46	(:14) (No Huddle, Shotgun) D.Mills pass deep middle to J.Akins to JAX 25 for 29 yards (A.Wingard).	P13

END OF QUARTER

	Score	Time Poss	First Downs R	First Downs P	First Downs X	First Downs T	Efficiencies 3 Down	Efficiencies 4 Down
Jacksonville Jaguars	**31**	**5:46**	**0**	**0**	**0**	**0**	**0/3**	**0/0**
Houston Texans	**3**	**9:14**	**1**	**5**	**0**	**6**	**4/7**	**0/2**

Miscellaneous Statistics Report

Jacksonville Jaguars vs Houston Texans
1/1/2023 at NRG Stadium

Ten Longest Plays for Jacksonville Jaguars

Yards	Qtr	Play Start	Play Description
62	2	1-10-JAX 38	(12:30) (Shotgun) T.Etienne left tackle for 62 yards, TOUCHDOWN.
30	2	3-2-JAX 18	(1:08) (Shotgun) T.Lawrence pass short left to T.Etienne pushed ob at JAX 48 for 30 yards (J.Pitre).
27	1	1-10-JAX 31	(6:10) T.Etienne right guard pushed ob at HST 42 for 27 yards (J.Owens).
17	3	2-10-JAX 44	(12:59) (Shotgun) T.Lawrence pass short right to M.Jones to HST 39 for 17 yards (J.Pitre).
16	3	2-9-JAX 28	(13:48) (Shotgun) T.Lawrence pass short middle to E.Engram to JAX 44 for 16 yards (J.Owens, C.Harris).
15	3	1-10-HST 18	(10:03) T.Lawrence pass short right to M.Jones to HST 3 for 15 yards (J.Pitre).
14	1	2-10-HST 19	(10:13) (Shotgun) T.Lawrence pass short left to M.Jones to HST 5 for 14 yards (J.Pitre).
13	1	1-10-HST 45	(11:30) (Shotgun) T.Lawrence pass short middle to C.Kirk to HST 32 for 13 yards (J.Pitre).
13	3	1-10-HST 39	(2:48) E.Engram left end to HST 26 for 13 yards (C.Harris).
11	2	3-20-JAX 38	(:46) (Shotgun) J.Hasty up the middle to JAX 49 for 11 yards (C.Harris).

Ten Longest Plays for Houston Texans

Yards	Qtr	Play Start	Play Description
29	4	1-10-HST 46	(:14) (No Huddle, Shotgun) D.Mills pass deep middle to J.Akins to JAX 25 for 29 yards (A.Wingard).
26	2	1-10-JAX 41	(8:21) D.Mills pass short right to O.Howard pushed ob at JAX 15 for 26 yards (D.Williams).
20	3	2-7-HST 28	(8:52) (Shotgun) D.Mills pass short middle to B.Jordan to HST 48 for 20 yards (A.Cisco).
17	4	3-3-HST 38	(5:10) (No Huddle, Shotgun) D.Mills pass short middle to B.Cooks to JAX 45 for 17 yards (G.Junior).
13	3	3-20-HST 49	(6:50) (Shotgun) D.Mills scrambles right end to JAX 38 for 13 yards (F.Oluokun).
12	4	3-1-HST 34	(:39) (Shotgun) D.Mills pass short right to C.Moore to HST 46 for 12 yards (G.Junior).
11	3	1-10-HST 48	(8:10) (Shotgun) D.Mills scrambles left end to JAX 41 for 11 yards (D.Lloyd).
10	4	3-10-HST 32	(13:28) (Shotgun) D.Mills pass short middle to A.Rodgers to HST 42 for 10 yards (F.Oluokun; R.Jenkins).
9	1	1-10-HST 26	(14:55) D.Ogunbowale left tackle to HST 35 for 9 yards (F.Oluokun; J.Allen).
9	2	3-7-HST 45	(3:58) (Shotgun) D.Mills pass short right to J.Akins pushed ob at JAX 46 for 9 yards (T.Herndon).

Touchdown Scoring Information		Offense	Defense	Special Teams
VISITOR	Jacksonville Jaguars	3	1	0
HOME	Houston Texans	0	0	0

Player Scoring Information

Club	Player	TD	Rush TD	Rec TD	KO TD	Punt TD	Int TD	Fum TD	Misc TD	FG	XP	2Pt Rush	2Pt Rec	Sfty	Points
JAX	R.Patterson	0	0	0	0	0	0	0	0	1	4	0	0	0	7
JAX	T.Etienne	0	1	0	0	0	0	0	0	0	0	0	0	0	6
JAX	J.Hasty	0	1	0	0	0	0	0	0	0	0	0	0	0	6
JAX	S.Conner	0	1	0	0	0	0	0	0	0	0	0	0	0	6
JAX	T.Campbell	0	0	0	0	0	0	1	0	0	0	0	0	0	6
HST	K.Fairbairn	0	0	0	0	0	0	0	0	1	0	0	0	0	3

Possession Detail	First Half		Second Half		Game	
	Visitor	Home	Visitor	Home	Visitor	Home
Largest Lead	21	0	28	0	28	0
Drives Leading	6	0	5	0	11	0
Time of Possession Leading	10:02	0:00	16:22	0:00	26:24	0:00
Largest Deficit	0	-21	0	-28	0	-28
Drives Trailing	0	7	0	5	0	12
Time of Possession Trailing	0:00	13:22	0:00	13:38	0:00	27:00
Times Score Tied Up		0		0		0
Lead Changes		1		0		1

Playtime Percentage

Percent of playtime per player on offense, defense and special teams (Unofficial)

Jacksonville Jaguars

		Offense		Defense		Special Teams	
L Fortner	C	63	100%			5	20%
W Little	T	63	100%			5	20%
T Shatley	G	60	95%			5	20%
J Taylor	T	60	95%				
C Kirk	WR	52	83%				
Z Jones	WR	49	78%				
T Lawrence	QB	44	70%				
B Scherff	G	44	70%				
M Jones	WR	42	67%				
E Engram	TE	42	67%				
J Hasty	RB	25	40%			4	16%
T Etienne	RB	24	38%				
C Manhertz	TE	19	30%			7	28%
B Hance	G	19	30%			5	20%
C Beathard	QB	19	30%				
J Agnew	WR	17	27%			8	32%
D Arnold	TE	14	22%			2	8%
S Conner	RB	11	17%				
T Jones	WR	10	16%			8	32%
L Farrell	TE	10	16%			7	28%
C Van Lanen	G	3	5%			5	20%
C Cronk	T	3	5%			5	20%
J Allen	LB			54	77%	3	12%
T Herndon	CB			52	74%	10	40%
A Cisco	SS			52	74%	6	24%
R Jenkins	SS			52	74%	5	20%
F Oluokun	LB			52	74%	3	12%
T Campbell	CB			52	74%	3	12%
D Williams	CB			51	73%	3	12%
D Lloyd	LB			42	60%	2	8%
A Key	LB			41	59%	2	8%
R Robertson-Harris	DT			35	50%		
K Chaisson	LB			33	47%	14	56%
F Fatukasi	DT			33	47%		
C Muma	LB			28	40%	18	72%
D Hamilton	DT			27	39%	1	4%
T Walker	LB			26	37%	3	12%
C Peters	DT			25	36%		
A Wingard	FS			24	34%	15	60%
A Gotsis	DE			19	27%	24	96%
S Quarterman	LB			18	26%	17	68%
C Claybrooks	CB			18	26%	15	60%
D Thomas	SS			18	26%	12	48%
G Junior	DB			18	26%	5	20%
C Johnson	LB					17	68%

Houston Texans

		Offense		Defense		Special Teams	
A Cann	G	70	100%			1	4%
K Green	G	70	100%			1	4%
L Tunsil	T	70	100%			1	4%
T Howard	T	70	100%			1	4%
S Quessenberry	C	70	100%				
C Moore	WR	59	84%				
D Mills	QB	58	83%				
B Cooks	WR	54	77%				
J Akins	TE	41	59%				
P Dorsett	WR	39	56%				
A Rodgers	WR	31	44%				
R Freeman	RB	30	43%			6	24%
D Ogunbowale	RB	26	37%			8	32%
B Jordan	TE	25	36%				
O Howard	TE	19	27%			1	4%
J Driskel	QB	15	21%				
R Burkhead	RB	13	19%				
T Hairston	FB	8	11%			12	48%
C Heck	T	2	3%			1	4%
C Harris	LB			63	100%	1	4%
C Kirksey	LB			63	100%		
S Nelson	CB			63	100%		
D King	CB			61	97%	4	16%
J Pitre	FS			61	97%		
T Thomas	CB			46	73%	9	36%
J Owens	FS			44	70%	4	16%
M Collins	DT			37	59%	1	4%
O Okoronkwo	DE			37	59%		
J Hughes	DE			35	56%		
R Lopez	DT			34	54%	7	28%
M Addison	DE			28	44%		
R Green	DE			26	41%	6	24%
J Greenard	DE			26	41%		
K Hinish	DT			25	40%	6	24%
M Stewart	SS			19	30%	18	72%
J Hansen	LB			17	27%	18	72%
B Cashman	LB			6	10%	19	76%
E Murray	FS			2	3%	24	96%
G Arnold	DB					24	96%
T Smith	CB					24	96%
J Reeves-Maybin	LB					23	92%
N Hewitt	LB					22	88%
G Wallow	LB					10	40%
C Johnston	P					7	28%

R Patterson	K	11	44%	J Weeks	LS	7	28%
R Matiscik	LS	10	40%	A Deculus	T	6	24%
L Cooke	P	10	40%	K Fairbairn	K	3	12%

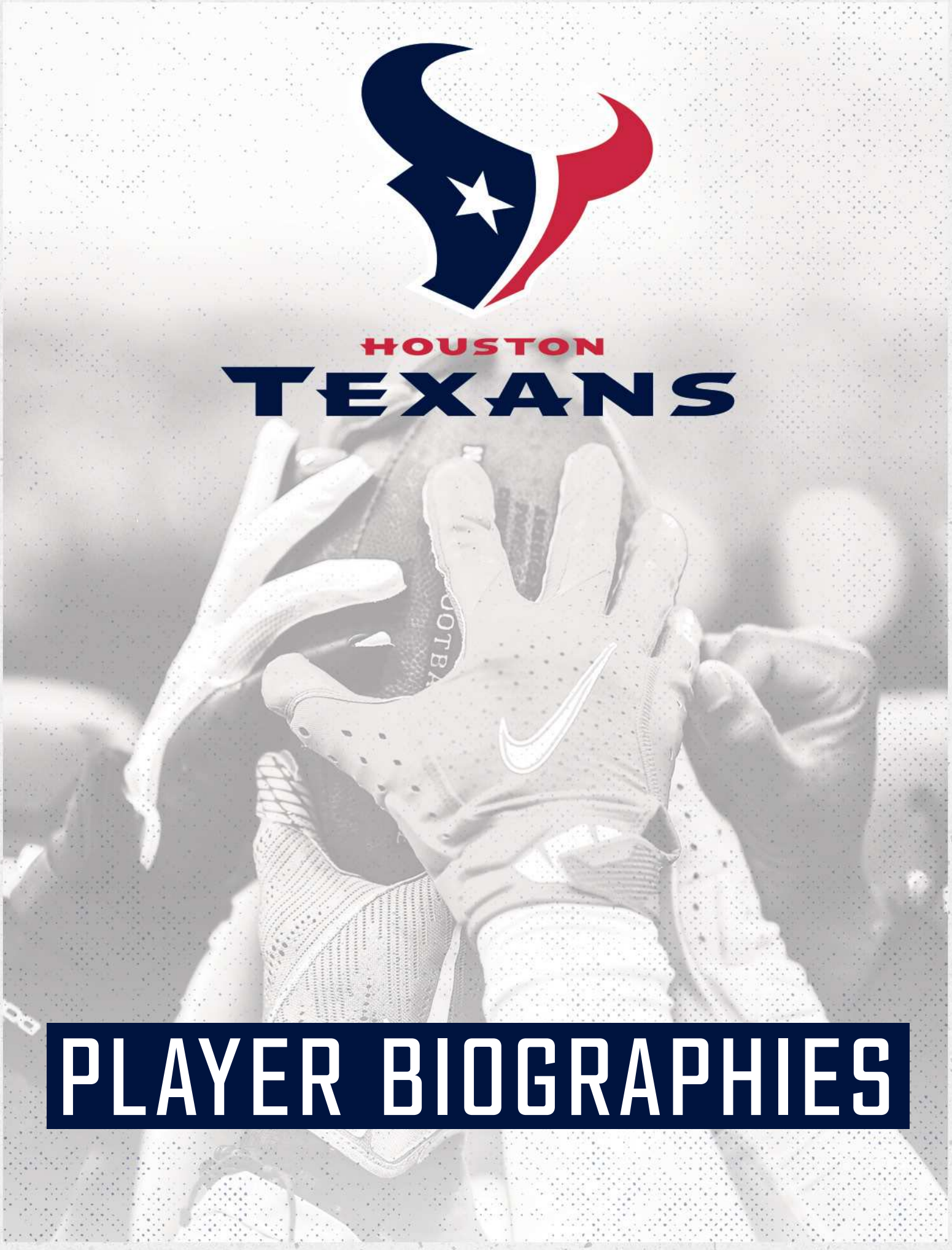

HOUSTON
TEXANS

PLAYER BIOGRAPHIES

MARIO ADDISON

97

DEFENSIVE LINEMAN

Ht: 6-3 **Wt:** 260
DOB: 9/6/1987 **College:** Troy
Texans Season: 1 **NFL Season:** 12
Acquired: FA-'22

TRANSACTIONS: Signed by the Chicago Bears as a college free agent on July 26, 2011...Released by the Bears on Nov. 21, 2011...Acquired via waivers by the Indianapolis Colts on Nov. 23, 2011...Released by the Colts on Oct. 1, 2012...Signed to the Colts practice squad on Oct. 2, 2012...Signed with Washington on Oct. 9, 2012...Released by Washington on Nov. 28, 2012...Signed to the Washington practice squad on Nov. 30, 2012...Signed with the Carolina Panthers on Dec. 4, 2012...Signed a contract extension with the Panthers on June 18, 2014...Signed a contract extension with the Panthers on Feb. 26, 2017...Signed with the Buffalo Bills as an unrestricted free agent on March 19, 2020...Signed with the Houston Texans on May 10, 2022...Placed on the reserve/injured list on Sept. 10, 2022...Placed on the reserve/injured - Designated for Return list on Oct. 5, 2022...Activated from the reserve/injured list on Oct. 8, 2022.

2022 (Houston 11/1):

- Placed on the reserve/injured list for the first four weeks of the season
- Has 15 tackles (six solo), one tackle for loss, 1.0 sack, two quarterback hits, one pass defensed and one forced fumble this season
- Made his Texans debut at Jacksonville (10/9) and has three tackles in four games
- Made his first-career start as a Texan and recorded two tackles and one quarterback hit at the New York Giants (11/13)
- Posted his first sack of the season on QB Tua Tagovailoa in Miami (11/27)

2021 (Buffalo 17/0, 2/0):

- Played in all 17 games and totaled 29 tackles (20 solo), 7.0 sacks, seven quarterback hits, eight tackles for loss and two forced fumbles
- Registered a sack and a forced fumble in the season opener vs. Pittsburgh (9/12)
- Notched three tackles (two solo), 1.0 sack, one quarterback hit and one tackle for loss vs. Miami (10/31)
- Recorded four tackles (two solo), 1.0 sack, one quarterback hit and two tackles for loss at New Orleans (11/25)
- Posted a season-high 2.0 sacks and tallied four tackles (all solo), one quarterback hit, one tackle for loss and one forced fumble vs. the N.Y. Jets (1/9/22)
- Logged one solo tackle in the Wild Card Round vs. New England (1/15/22)

2020 (Buffalo 15/7, 3/3):

- Appeared in 15 games (seven starts) and amassed 30 tackles (21 solo), 5.0 sacks, eight quarterback hits, seven tackles for loss and four passes defensed
- Tallied three tackles (all solo), 1.0 sack, one quarterback hit and two tackles for loss in the season opener vs. the N.Y. Jets (9/13)
- Recorded a career-best two passes defensed in addition to one tackle vs. the L.A. Rams (9/27)
- Logged four tackles (three solo), 1.0 sack, two quarterback hits and one tackle for loss vs. Kansas City (10/19)
- Notched four tackles (three solo), 1.0 sack, one quarterback hit and one tackle for loss vs. Seattle (11/8)
- Posted four tackles (two solo), 1.0 sack, one quarterback hit and one tackle for loss at Denver (12/19)
- Made three tackles (two solo) and one tackle for loss in the Wild Card Round vs. Indianapolis (1/9/21)
- Finished with two tackles (one solo), 1.0 sack, one quarterback hit and one forced fumble in the Divisional Round Game vs. Baltimore (1/16/21)
- Amassed a postseason single-game career-high five tackles (four solo) and two tackles for loss in the AFC Championship Game at Kansas City (1/24/21)

2019 (Carolina 15/15):

- Started all 15 games he appeared in and totaled 34 tackles (20 solo), 9.5 sacks, 14 quarterback hits, six tackles for loss and two forced fumbles
- Matched his single-game career high with 3.0 sacks and made three tackles (two solo), four quarterback hits and two tackles for loss at Arizona (9/22)
- Tallied four tackles (two solo) along with 2.0 sacks, two quarterback hits and two tackles for loss at Houston (9/29)
- Posted 1.0 sack, one forced fumble and two tackles (one solo) vs. Jacksonville (10/6)
- Amassed a single-game career-high seven tackles (four solo) as well as 1.5 sacks and three quarterback hits vs. Washington (12/1)

2018 (Carolina 16/16):

- Started all 16 games and finished with 35 tackles (20 solo), 9.0 sacks, 12 quarterback hits, 11 tackles for loss and two forced fumbles
- Made three tackles (one solo), 1.5 sacks, one quarterback hits and one forced fumble in the season opener vs. Dallas

(9/9)
- Recorded four tackles (all solo), 1.0 sack, one quarterback hit and one tackle for loss at Washington (10/14)
- Set a single-game career high with 3.0 sacks along with a season-high five tackles (three solo), also tallying three quarterback hits, two tackles for loss and one forced fumble vs. Tampa Bay (11/4)
- Notched 1.0 sack in the season finale at New Orleans (12/30)

2017 (Carolina 16/16, 1/1):

- Started all 16 games and amassed career highs in tackles (44 total, 27 solo) and sacks (11.0), also posting 15 quarterback hits, 10 tackles for loss, two forced fumbles and one pass defensed
- Notched four tackles (all solo), 1.0 sack, one quarterback hit and two tackles for loss vs. Buffalo (9/17)
- Made a season-high six tackles (two solo) along with 1.0 sack, one quarterback hit and one tackle for loss vs. New Orleans (9/24)
- Logged two tackles (one solo), 1.0 sack and one forced fumble at Detroit (10/8)
- Posted five tackles (three solo), 1.5 sacks, two quarterback hits and one tackle for loss at Tampa Bay (10/29)
- Finished with two tackles (both solo), 1.0 sack, three quarterback hits and one tackle for loss at New Orleans (12/3)
- Registered three tackles (two solo), 1.0 sack, one tackle for loss, one forced fumble and one pass defensed vs. Minnesota (12/10)
- Made his first career postseason start in the Wild Card Round at New Orleans (1/7/18)

2016 (Carolina 14/1):

- Played in 14 games (one start) and totaled 26 tackles (22 solo), 9.5 sacks, 15 quarterback hits, 11 tackles for loss, two forced fumbles, one fumble recovery and one pass defensed
- Notched three tackles (one solo), 1.0 sack and one quarterback hit vs. San Francisco (9/18)
- Posted three tackles (all solo), 2.0 sacks, two quarterback hits, three tackles for loss and one pass defensed at the L.A. Rams (11/6)
- Made three tackles (two solo), 2.0 sacks, two quarterback hits, one tackle for loss, one forced fumble and one fumble recovery vs. New Orleans (11/17)
- Recorded a season-high four tackles (all solo) in addition to 1.0 sack, one quarterback hit and three tackles for loss

2015 (Carolina 14/0, 3/0):

- Appeared in 14 games and totaled 19 tackles (11 solo), 6.0 sacks, 17 quarterback hits, five tackles for loss and four special teams tackles
- Made a season-high 2.0 sacks and tallied two tackles (both solo), three quarterback hits, two tackles for loss and one special teams tackle at Jacksonville (9/13)
- Recorded two tackles (one solo), 1.5 sacks, two quarterback hits and one tackle for loss vs. Washington (11/22)
- Finished with a career-high five quarterback hits and notched 1.0 sack vs. Tampa Bay (1/3/16)
- Logged a quarterback hit in the Divisional Round Game vs. Seattle (1/17/16)
- Registered one solo tackle and one quarterback hit in the AFC Championship Game vs. Arizona (1/24/16)
- Made one special teams tackle in Super Bowl 50 vs. Denver (2/7/16), his first career Super Bowl appearance

2014 (Carolina 16/0, 2/0):

- Played in all 16 games and amassed 22 tackles (nine solo), 6.5 sacks, 14 quarterback hits, five tackles for loss, one forced fumble, two fumble recoveries and one special teams tackle
- Posted a season-high 2.5 sacks as well as three tackles (two solo), four quarterback hits and two tackles for loss vs. Detroit (9/14)
- Logged 1.0 sack, two quarterback hits, one tackle for loss and two tackles (one solo) vs. Pittsburgh (9/21)
- Totaled a season-high four tackles (one solo) and recovered a fumble vs. New Orleans (10/30)
- Finished with three tackles (one solo), 1.0 sack, one quarterback hit and one tackle for loss in the Divisional Round Game at Seattle (1/10/15)

2013 (Carolina 16/2, 1/0):

- Played in all 16 games (two starts) for the first time in his career and made 13 tackles (seven solo), nine quarterback hits, one tackle for loss, one forced fumble, one fumble recovery and eight special teams tackles (six solo)
- Registered 0.5 sack and one special teams tackle at Arizona (10/6)
- Posted two tackles (both solo) and a forced fumble vs. Atlanta (11/3)
- Recovered a fumble and made two stops vs. New England (11/18)
- Notched a season-high four quarterback hits in addition to one solo tackle, 1.0 sack, one tackle for loss and one special teams tackle at Miami (11/24)
- Played in his first career postseason contest in the Divisional Round vs. San Francisco (1/12/14) and made one tackle

2012 (Indianapolis 3/0; Washington 5/0; Carolina 4/1):

- Played in three games for the Colts and totaled two special teams tackles
- Appeared in five games for Washington and registered three special teams stops
- Made four appearances including his first career start with the Panthers, finishing with four tackles (all solo), 1.0 sack, one quarterback hit, one forced fumble and one special teams tackle
- Logged his first career sack and forced a fumble at San Diego (12/16)
- Made three defensive tackles (all solo) and one special teams tackle vs. Oakland (12/23)

2011 (Chicago 3/0; Indianapolis 3/0):

- Appeared in three games for the Bears before being waived and acquired by the Colts, where he also played in three games and tallied five tackles (one solo)
- Played in his first NFL game with the Bears at New Orleans (9/18)
- Totaled a season-high four tackles in his first game with the Colts at New England (12/4)
- Made his first career solo tackle at Baltimore (12/11)

COLLEGE:

- Played two seasons (2009-10) at Troy (Ala.) University after playing two junior college seasons (2006-07) at Northeast Mississippi Community College in Booneville,

Miss.

- Played in 25 games at Troy and totaled 70 tackles (48 solo), 12.0 sacks, 21.5 tackles for loss, three forced fumbles, one fumble recovery and one pass defensed
- Had a breakout senior season (2010) and recorded 10.5 sacks, 15.5 tackles for loss, three forced fumbles and 47 tackles (35 solo)
- Redshirted his first season at Troy in 2008
- Played nine games as a sophomore at Northeast Mississippi and recorded 60 tackles (45 solo), 21.5 tackles for loss, 3.5 sacks, two forced fumbles and one pass defensed

PERSONAL:

- Attended Tarrant (Ala.) High School, where he played running back, quarterback and defensive end and lettered in varsity football and basketball all four years
- Initially played running back in high school but was moved to quarterback after an injury to the starting quarterback. After suffering a broken hand on his throwing arm, he changed positions to defensive end
- Was a two-time All-State, All-District, All-Area, All-Region and All-Metro selection

MARIO ADDISON'S NFL REGULAR SEASON DEFENSIVE STATISTICS

				TACKLES								INTERCEPTIONS					FUMBLES				ST					MISC	
DATE	TEAM	GP	GS	TK	S	A	TFL	YDS	SK	YDS	QBH	NO	YDS	LG	TD	PD	FF	FR	TD	YDS	TK	S	A	FF	FR	S	A
2011	Bears	4	0	0	0	0	0	0	0.0	0.0	0	0	0	0	0	0	0	0	0	0	0	0	0	0	0	0	0
Went from **Chicago** to **Indianapolis**.																											
2011	Colts	3	0	5	1	4	0	0	0.0	0.0	0	0	0	0	0	0	0	0	0	0	0	0	0	0	0	0	0
2011	TOTAL	7	0	5	1	4	0	0	0.0	0.0	0	0	0	0	0	0	0	0	0	0	0	0	0	0	0	0	0
2012	Colts	3	0	0	0	0	0	0	0.0	0.0	0	0	0	0	0	0	0	0	0	0	2	2	0	0	0	0	0
Went from **Indianapolis** to **Washington**.																											
2012	Redskins	6	0	0	0	0	0	0	0.0	0.0	0	0	0	0	0	0	0	0	0	0	3	1	2	0	0	0	0
Went from **Washington** to **Carolina**.																											
2012	Panthers	4	1	4	4	0	0	0	1.0	5.0	1	0	0	0	0	0	1	0	0	0	1	1	0	0	0	0	0
2012	TOTAL	13	1	4	4	0	0	0	1.0	5.0	1	0	0	0	0	0	1	0	0	0	6	4	2	0	0	0	0
2013	Panthers	16	2	13	7	6	1	12	2.5	20.5	9	0	0	0	0	0	1	1	0	0	8	6	2	0	0	0	0
2014	Panthers	16	0	22	9	13	5	41	6.5	59.5	14	0	0	0	0	0	1	2	0	0	1	1	0	0	0	0	0
2015	Panthers	14	0	19	11	8	5	27	6.0	35.0	17	0	0	0	0	0	0	0	0	0	4	4	0	0	0	0	0
2016	Panthers	14	1	26	22	4	11	55	9.5	49.5	15	0	0	0	0	1	2	1	0	0	1	0	1	0	0	0	0
2017	Panthers	16	16	44	27	17	10	60	11.0	70.5	15	0	0	0	0	1	2	0	0	0	0	0	0	0	0	0	0
2018	Panthers	16	16	35	20	15	11	63	9.0	54.0	12	0	0	0	0	0	2	0	0	0	0	0	0	0	0	0	0
2019	Panthers	15	15	34	20	14	6	34	9.5	53.5	14	0	0	0	0	0	2	0	0	0	0	0	0	0	0	0	0
2020	Bills	15	7	30	21	9	7	24	5.0	24.0	8	0	0	0	0	4	0	0	0	0	0	0	0	0	0	0	0
2021	Bills	17	0	29	20	9	8	40	7.0	44.0	7	0	0	0	0	0	2	0	0	0	0	0	0	0	0	0	0
2022	Texans	11	1	15	6	9	1	5	1.0	5.0	2	0	0	0	0	1	1	0	0	0	0	0	0	0	0	0	0
NFL TOTALS		**170**	**59**	**276**	**168**	**108**	**65**	**361**	**68.0**	**420.5**	**114**	**0**	**0**	**0**	**0**	**7**	**14**	**4**	**0**	**0**	**20**	**15**	**5**	**0**	**0**	**0**	**0**

MARIO ADDISON'S NFL POSTSEASON DEFENSIVE STATISTICS

				TACKLES								INTERCEPTIONS					FUMBLES				ST					MISC	
DATE	TEAM	GP	GS	TK	S	A	TFL	YDS	SK	YDS	QBH	NO	YDS	LG	TD	PD	FF	FR	TD	YDS	TK	S	A	FF	FR	S	A
2013	Panthers	1	0	1	0	1	0	0	0.0	0.0	0	0	0	0	0	0	0	0	0	0	0	0	0	0	0	0	0
2014	Panthers	2	0	3	1	2	1	8	1.0	8.0	1	0	0	0	0	0	0	0	0	0	0	0	0	0	0	0	0
2015	Panthers	3	0	1	0	1	0	0	0.0	0.0	2	0	0	0	0	0	0	0	0	0	1	1	0	0	0	0	0
2017	Panthers	1	1	0	0	0	0	0	0.0	0.0	0	0	0	0	0	0	0	0	0	0	0	0	0	0	0	0	0
2020	Bills	3	3	10	7	3	3	6	1.0	8.0	1	0	0	0	0	0	1	0	0	0	0	0	0	0	0	0	0
2021	Bills	2	0	1	1	0	0	0	0.0	0.0	0	0	0	0	0	0	0	0	0	0	0	0	0	0	0	0	0
NFL TOTALS		**12**	**4**	**16**	**9**	**7**	**4**	**14**	**2.0**	**16.0**	**4**	**0**	**0**	**0**	**0**	**0**	**1**	**0**	**0**	**0**	**1**	**1**	**0**	**0**	**0**	**0**	**0**

SINGLE-GAME HIGHS: DEFENSIVE

Total Tackles 7 vs. Washington Redskins, Dec 01, 2019
Solo Tackles 4 vs. New York Jets, Jan 09, 2022
...4 more at 4.
Sacks 3.0 at Arizona Cardinals, Sep 22, 2019
...1 more at 3.0.
Passes Defensed 2 vs. Los Angeles Rams, Sep 27, 2020
Forced Fumbles 1 vs. New York Jets, Jan 09, 2022
...12 more at 1.
Fumble Recoveries 1 vs. New Orleans Saints, Nov 17, 2016
...3 more at 1.
Tackles For Loss 3 at Arizona Cardinals, Sep 22, 2019
...2 more at 3.
Safeties 1 vs. San Diego Chargers, Dec 11, 2016
Special Teams Tackles 2 at New York Giants, Dec 20, 2015
...3 more at 2.

SINGLE-GAME HIGHS - POSTSEASON: DEFENSIVE

Total Tackles	5 at Kansas City Chiefs, Jan 24, 2021	**Forced Fumbles**	1 vs. Baltimore Ravens, Jan 16, 2021
Solo Tackles	4 at Kansas City Chiefs, Jan 24, 2021	**Tackles For Loss**	2 at Kansas City Chiefs, Jan 24, 2021
Sacks	1.0 vs. Baltimore Ravens, Jan 16, 2021 ...1 more at 1.0.	**Special Teams Tackles**	1 at Denver Broncos, Feb 07, 2016

2022 GAME-BY-GAME REGULAR-SEASON STATISTICS (TEXANS)

				TACKLES								INTERCEPTIONS					FUMBLES				ST					MISC			
W	DATE	OPPONENT	P/S	TK	S	A	SK	YDS	TFL	YDS	QBH	NO	YDS	LG	TD	PD	FF	FR	TD	YDS	TK	S	A	FF	FR	S	A	W/L	SCORE
01	09/11	Colts										RESERVE/INJURED																T	20-20
02	09/18	at Broncos										RESERVE/INJURED																L	9-16
03	09/25	at Bears										RESERVE/INJURED																L	20-23
04	10/02	Chargers										RESERVE/INJURED																L	24-34
05	10/09	at Jaguars	P	1	0	1	0.0	0.0	0	0	0	0	0	0	0	0	0	0	0	0	0	0	0	0	0	0	0	W	13-6
07	10/23	at Raiders	P	1	0	1	0.0	0.0	0	0	0	0	0	0	0	0	0	0	0	0	0	0	0	0	0	0	0	L	20-38
08	10/30	Titans	P	0	0	0	0.0	0.0	0	0	0	0	0	0	0	0	0	0	0	0	0	0	0	0	0	0	0	L	10-17
09	11/03	Eagles	P	1	1	0	0.0	0.0	0	0	0	0	0	0	0	0	0	0	0	0	0	0	0	0	0	0	0	L	17-29
10	11/13	at Giants	S	2	0	2	0.0	0.0	0	0	1	0	0	0	0	0	0	0	0	0	0	0	0	0	0	0	0	L	16-24
11	11/20	Commanders	P	2	0	2	0.0	0.0	0	0	0	0	0	0	0	0	0	0	0	0	0	0	0	0	0	0	0	L	10-23
12	11/27	at Dolphins	P	2	1	1	1.0	5.0	1	5	1	0	0	0	0	0	0	0	0	0	0	0	0	0	0	0	0	L	15-30
13	12/04	Browns	P	1	1	0	0.0	0.0	0	0	0	0	0	0	0	1	0	0	0	0	0	0	0	0	0	0	0	L	14-27
14	12/11	at Cowboys	P	1	0	1	0.0	0.0	0	0	0	0	0	0	0	0	0	0	0	0	0	0	0	0	0	0	0	L	23-27
15	12/18	Chiefs	P	2	2	0	0.0	0.0	0	0	0	0	0	0	0	0	1	0	0	0	0	0	0	0	0	0	0	L	24-30+
16	12/24	at Titans										INACTIVE																W	19-14
17	01/01	Jaguars	P	2	1	1	0.0	0.0	0	0	0	0	0	0	0	0	0	0	0	0	0	0	0	0	0	0	0	L	3-31
2022 TOTALS			**11-1**	**15**	**6**	**9**	**1.0**	**5.0**	**1**	**5**	**2**	**0**	**0**	**0**	**0**	**1**	**1**	**0**	**0**	**0**	**0**	**0**	**0**	**0**	**0**	**0**	**0**	**2-13-1**	

+ - Overtime

JORDAN AKINS

88 TIGHT END

Ht: 6-4 **Wt:** 243
DOB: 4/19/1992 **College:** Central Florida
Texans Season: 5 **NFL Season:** 6
Acquired: FA-'22

TRANSACTIONS: Selected by the Houston Texans with the 34th pick of the third round (98th overall) in the 2018 NFL Draft...Signed with the New York Giants on April 22, 2022...Released by the New York Giants on Aug. 24, 2022...Signed to the Texans practice squad on Aug. 31, 2022...Elevated from the practice squad to the active roster on Sept. 24, 2022...Elevated from the practice squad to the active roster on Oct. 1, 2022.

2022 (Houston 14/6):

- Has caught 33 passes for 425 yards (12.9 avg.) and three touchdowns in 2022
- Started the season on the Texans practice squad
- Elevated to the active roster from the practice squad for the game at Chicago (9/25), where he caught a 4-yard touchdown pass from QB Davis Mills, the fourth touchdown reception of his career
- Posted 68 receiving yards at Las Vegas (10/23), which included a 39-yard reception, the second-longest of his career
- Caught a season-high five passes for 61 yards (12.2) and a touchdown at Miami (11/27), which was thrown by QB Kyle Allen
- Caught his third touchdown of the season on a pass from QB Davis Mills vs. Kansas City (12/18)

2021 (Houston 13/3):

- Appeared in 13 games (three starts), hauling in 24 passes for 214 yards (8.9 avg.)
- Caught his first pass of the season for 17 yards at Cleveland (9/19)
- Recorded 41 receiving yards on four catches (10.3 avg.) at Indianapolis (10/17)
- Finished with a season-high 53 yards on five receptions (10.6 avg.) vs. the L.A. Rams (10/31), including a season-long catch of 31 yards that also marked the second-longest reception of his career

2020 (Houston 13/5):

- Saw action in 13 games (five starts) and totaled the most receptions (37) in a single season in his career
- Finished with two receptions for 39 yards (19.5 avg.) and one receiving touchdown, which was the third of his career, in Week 1 at Kansas City (9/10)
- Caught a career-high seven receptions for 55 yards (7.9 avg.) in Week 2 vs. Baltimore (9/20)
- Finished with five receptions for a career-high 83 yards (16.6 avg.) in Week 11 vs. New England (11/22) and became the first tight end to catch three passes of at least 20 yards in the first half of a game
- Finished with five receptions for 50 yards (10.0 avg.) in Week 15 at Indianapolis (12/20)
- Caught four passes for 39 yards in Week 16 vs. Cincinnati (12/27)

2019 (Houston 16/9, 0/0):

- Played in all 16 games (nine starts) and established new single-season career highs in receptions (36), receiving yards (418) and touchdowns (two)
- Set single-game career highs in receptions (three), receiving yards (73) and touchdowns (two) at the L.A. Chargers (9/22). He caught the first two receiving touchdowns of his NFL career: 15-yard reception in the third quarter a 53-yard touchdown catch in the fourth quarter that marked the longest reception of his NFL career and the third-longest reception by a tight end in franchise history
- Logged three receptions for 39 yards (13.0 avg.) in the win at Kansas City (10/13)
- Pulled in three catches for 24 yards (8.0 avg.) in the win over Jacksonville at Wembley Stadium (11/3)
- Posted four catches for 49 yards (12.3 avg.) vs. Denver (12/8)
- Finished second on the team with 54 receiving yards on a single-game career-high five catches (10.8 avg.), including a 20-yard catch, vs. Tennessee (12/29)

2018 (Houston 16/6, 1/0):

- Finished the season with 17 receptions for 225 yards (13.2 avg.) as a rookie
- Caught two passes for 11 yards (5.5 avg.) and contributed on special teams at New England (9/9) in his NFL debut
- Tallied two receptions for 21 yards (10.5 avg.) at Tennessee (9/16)
- Hauled in two passes for 24 yards (12.0 avg.) at Indianapolis (9/30)
- Started at tight end and contributed on offense and special teams at Jacksonville (10/21)
- Started at tight end and helped the Texans rush for a season-high 188 yards vs. Miami (10/25)
- Started at tight end for a third-consecutive game at Denver (11/4)
- Hauled in two passes for a career-high 42 yards (21.0

avg.), including a career-long 28-yard reception at Washington (11/18)
- Recorded two receptions for 40 yards (20.0 avg.) vs. Indianapolis (12/9). Notched the most first quarter receiving yards (40) by a Texans rookie since WR Will Fuller V in Week 4 of the 2017 season vs. Tennessee
- Started at tight end at the N.Y. Jets (12/15)
- Recorded two receptions for 33 yards (16.5 avg.) at Philadelphia (12/23)
- Started at tight end and contributed on special teams vs. Jacksonville (12/30)
- Caught two passes for eight yards (4.0 avg.) in the Wild Card Round vs. Indianapolis (1/5/19)

COLLEGE:

- Played four seasons (2014-17) at the University of Central Florida in Orlando, Fla.
- Amassed 1,149 yards receiving and eight touchdowns in 41 career games played
- Also returned punts and kicks for the Golden Knights during his four years at Central Florida
- Named to the John Mackey Award Preseason Watch List, honoring the nation's top tight ends as a senior after setting single-season career highs for catches (30), receiving yards (459) and touchdowns (four)
- Recorded 347 yards receiving and two touchdowns on 23 receptions in 13 games (seven starts) and led team in yards per reception (15.1) as a junior
- Posted 14 receptions for 152 yards and two touchdowns while returning six kickoffs for 149 yards and two punts for 15 yards in his sophomore season
- Logged 498 all-purpose yards with 135 yards on 12 catches in 13 games played as a freshman

PERSONAL:

- Prior to attending the University of Central Florida, was selected in the third round of the 2010 Major League Baseball Draft by the Texas Rangers
- Hit .218 as an outfielder in four seasons in the Texas farm system, including a .283 mark in 2011
- Hit 24 home runs and recorded 42 stolen bases in 321 minor league games played
- Was an all-state selection at Union Grove High School as a senior in 2009
- Earned all-state honors as a junior, leading Strong Rock Christian High School with 823 yards passing and 12 touchdowns, while rushing for 784 yards and 14 touchdowns
- Named all-conference as a sophomore in 2007

JORDAN AKINS' NFL REGULAR SEASON RUSHING/RECEIVING STATISTICS

				RECEIVING					RUSHING				
DATE	TEAM	GP	GS	NO.	YDS.	AVG.	LG	TD	NO.	YDS.	AVG.	LG	TD
2018	Texans	16	6	17	225	13.2	28	0	0	0	0.0	0	0
2019	Texans	16	9	36	418	11.6	53t	2	0	0	0.0	0	0
2020	Texans	13	5	37	403	10.9	26	1	1	4	4.0	4	0
2021	Texans	13	3	24	214	8.9	31	0	1	3	3.0	3	0
2022	Texans	14	6	33	425	12.9	46	3	0	0	0.0	0	0
NFL TOTALS		**72**	**29**	**147**	**1,685**	**11.5**	**53T**	**6**	**2**	**7**	**3.5**	**4**	**0**

JORDAN AKINS' NFL POSTSEASON RUSHING/RECEIVING STATISTICS

				RECEIVING					RUSHING				
DATE	TEAM	GP	GS	NO.	YDS.	AVG.	LG	TD	NO.	YDS.	AVG.	LG	TD
2018	Texans	1	0	2	8	4.0	7	0	0	0	0.0	0	0
2019	Texans	0	0	0	0	0.0	0	0	0	0	0.0	0	0
NFL TOTALS		**1**	**0**	**2**	**8**	**4.0**	**7**	**0**	**0**	**0**	**0.0**	**0**	**0**

SINGLE-GAME HIGHS: RUSHING/RECEIVING

Rush Attempts 1 at Buffalo Bills, Oct 03, 2021
...1 more at 1.
Rushing Yards 4 at Detroit Lions, Nov 26, 2020
Longest Runs 4 at Detroit Lions, Nov 26, 2020
Receptions 7 vs. Baltimore Ravens, Sep 20, 2020
Receiving Yards 83 vs. New England Patriots, Nov 22, 2020
Receiving Average 24.3 at Los Angeles Chargers, Sep 22, 2019
Longest Receptions 53t at Los Angeles Chargers, Sep 22, 2019
Receiving TDs 2 at Los Angeles Chargers, Sep 22, 2019
All-Purpose Yards 83 vs. New England Patriots, Nov 22, 2020
Most TDs 2 at Los Angeles Chargers, Sep 22, 2019
Miscellaneous Tackles 1 at Jacksonville Jaguars, Dec 19, 2021
...1 more at 1.

SINGLE-GAME HIGHS - POSTSEASON: RECEIVING

Receptions 2 vs. Indianapolis Colts, Jan 05, 2019
Receiving Yards 8 vs. Indianapolis Colts, Jan 05, 2019
Longest Receptions 7 vs. Indianapolis Colts, Jan 05, 2019
All-Purpose Yards 8 vs. Indianapolis Colts, Jan 05, 2019

2022 GAME-BY-GAME REGULAR-SEASON STATISTICS (TEXANS)

				RECEIVING					RUSHING						
W	DATE	OPPONENT	P/S	NO.	YDS.	AVG.	LG	TD	NO.	YDS.	AVG.	LG	TD	W/L/T	SCORE
01	09/11	Colts					PRACTICE SQUAD							T	20-20
02	09/18	at Broncos					PRACTICE SQUAD							L	9-16
03	09/25	at Bears	P	3	31	10.3	25	1	0	0	0.0	0	0	L	20-23
04	10/02	Chargers	P	2	33	16.5	30	0	0	0	0.0	0	0	L	24-34
05	10/09	at Jaguars	P	2	22	11.0	11	0	0	0	0.0	0	0	W	13-6
07	10/23	at Raiders	P	3	68	22.7	39	0	0	0	0.0	0	0	L	20-38
08	10/30	Titans	P	1	5	5.0	5	0	0	0	0.0	0	0	L	10-17
09	11/03	Eagles	P	0	0	0.0	0	0	0	0	0.0	0	0	L	17-29
10	11/13	at Giants	P	3	72	24.0	46	0	0	0	0.0	0	0	L	16-24
11	11/20	Commanders	S	2	8	4.0	8	0	0	0	0.0	0	0	L	10-23
12	11/27	at Dolphins	S	5	61	12.2	25t	1	0	0	0.0	0	0	L	15-30
13	12/04	Browns	S	3	21	7.0	11	0	0	0	0.0	0	0	L	14-27
14	12/11	at Cowboys	S	1	5	5.0	5	0	0	0	0.0	0	0	L	23-27
15	12/18	Chiefs	P	3	22	7.3	12t	1	0	0	0.0	0	0	L	24-30+
16	12/24	at Titans	S	3	39	13.0	30	0	0	0	0.0	0	0	W	19-14
17	01/01	Jaguars	S	2	38	19.0	29	0	0	0	0.0	0	0	L	3-31
2022 TOTALS			**14-6**	**33**	**425**	**12.9**	**46**	**3**	**0**	**0**	**0.0**	**0**	**0**	**2-13-1**	

+ - Overtime

KYLE ALLEN

3

QUARTERBACK

Ht: 6-3 **Wt:** 210
DOB: 3/8/1996 **College:** Houston
Texans Season: 1 **NFL Season:** 4
Acquired: FA-'22

TRANSACTIONS: Signed with the Carolina Panthers as a college free agent on April 30, 2018...Released by the Panthers on Sept. 1, 2018...Signed to the Panthers practice squad on Sept. 2, 2018...Released from the Panthers practice squad on Sept. 10, 2018...Signed to the Panthers practice squad on Oct. 30, 2018...Elevated to the active roster on Dec. 20, 2018...Signed an extension with the Panthers on March 10, 2020...Traded to the Washington Commanders on March 23, 2020...Signed an extension with the Commanders on March 18, 2021...Placed on the Reserve/COVID-19 List on Dec. 15, 2021...Activated from the Reserve/COVID-19 List on Dec. 24, 2021...Signed with the Houston Texans on March 23, 2022.

2022 (Houston 2/2):

- Is 46-of-78 (59.0%) and has thrown for 416 passing yards and two touchdowns on the year
- After serving as the backup quarterback from Weeks 3-11, Allen was named the starting quarterback for the Week 12 matchup at Miami (11/27), passing for 215 yards and a touchdown

2021 (Washington 2/0):

- Added depth to the quarterback position and made two appearances late in the season, completing 12-of-19 passes (63.2 percent) for 120 yards, one touchdown and a passer rating of 98.6
- Made his first appearance of the season vs. Dallas (12/12) and completed four-of-nine passes for 53 yards
- Played at Dallas (12/26) and completed 8-of-10 passes for 67 yards and a touchdown

2020 (Washington 4/4):

- Started all four games he appeared in and completed 60-of-87 passes (69.0 percent) for 610 yards, four touchdowns, one interception and a passer rating of 99.3
- Posted his best completion percentage of the season at the N.Y. Giants (10/18), completing 31-of-42 passes for 280 yards, two touchdowns and a passer rating of 97.3
- Recorded a season-best passer rating of 111.1 vs. Dallas (10/25), completing 15-of-25 passes (60.0 percent) for 194 yards and two touchdowns

2019 (Carolina 13/12):

- Started 12 games in relief of injured QB Cam Newton, completing 303-of-489 passes (62.0 percent) for 3,322 yards, 17 touchdowns and a passer rating of 80.0
- Notched a career-high passer rating of 144.4 in his first start of the season at Arizona (9/22), completing 19-of-26 passes (73.1 percent) for 261 yards and a career-high four touchdowns
- Connected on 20-of-32 passes for 227 yards with two touchdowns for a 104.6 passer rating in a win at Tampa Bay (10/13)
- Completed 28-of-43 passes (65.1 percent) for 307 yards, one touchdown and a passer rating of 84.2 at Green Bay (11/10)
- Passed for a career-high 325 yards and completed 31-of-50 passes (62.0 percent) vs. Atlanta (11/17)

2018 (Carolina 2/1):

- Made his first in-game NFL appearance vs. Atlanta (12/23), completing four-of-four passes for 38 yards
- Made his first career start in a win at New Orleans (12/30), becoming the seventh rookie quarterback with a start in Panthers history as he threw for 228 yards and two touchdowns for a 111.3 rating

COLLEGE:

- Played one season at the University of Houston (2017) after spending his first two seasons (2014-15) at Texas A&M University in College Station, Texas
- Played in five games (three starts) for Houston in 2017, throwing for 751 yards with four touchdowns in his only season with the Cougars
- Broke the Houston single-game completion percent age record at 93.9 on 31-33 passing in a win over Rice (9/16/17)
- Sat out the 2016 season due to NCAA transfer rules
- Led the Aggies in passing and total offense as a sophomore (2015), completing 160-of-283 passes for 2,210 yards and 17 touchdowns against seven interceptions, becoming the eighth quarterback in Texas A&M history to pass for 2,000 yards and 15 touchdowns in a season

PERSONAL:

- Attended Desert Mountain High School in Scottsdale, Ariz., where he was rated as the nation's top quarterback in 2014 by ESPN, Rivals, Scout and 247Sports after throwing for more than 8,000 yards and 86 touchdowns over his high school career
- Named a 2014 US Army All-American
- Completed 186-of-272 passes (68.3 percent) for 2,535

yards and 29 touchdowns as a senior

KYLE ALLEN'S NFL REGULAR SEASON PASSING/RUSHING STATISTICS

				PASSING												RUSHING				
DATE	TEAM	GP	GS	ATT.	CMP.	PCT.	YDS	AVG.	TD	INT.	LG	SK	LST	RATE	NO.	YDS.	AVG.	LG	TD
2018	Panthers	2	1	31	20	64.5	266	8.6	2	0	53t	0	0	113.1	5	19	3.8	10	1
2019	Panthers	13	12	489	303	62.0	3,322	6.8	17	16	52t	46	397	80.0	32	106	3.3	17t	2
2020	Football Team	4	4	87	60	69.0	610	7.0	4	1	52t	7	44	99.3	7	26	3.7	13	1
2021	Football Team	2	0	19	12	63.2	120	6.3	1	0	19	2	5	98.6	2	11	5.5	11	0
2022	Texans	2	2	78	46	59.0	416	5.3	2	4	39	5	41	60.6	6	13	2.2	5	0
TOTALS		**23**	**19**	**704**	**441**	**62.6**	**4,734**	**6.7**	**26**	**21**	**53T**	**60**	**487**	**82.2**	**52**	**175**	**3.4**	**17T**	**4**

SINGLE-GAME HIGHS: QUARTERBACK

Pass Attempts 50 vs. Atlanta Falcons, Nov 17, 2019
Pass Completions 31 at New York Giants, Oct 18, 2020
...1 more at 31.
Yards Passing 325 vs. Atlanta Falcons, Nov 17, 2019
TD Passes 4 at Arizona Cardinals, Sep 22, 2019
Long Passes 53t at New Orleans Saints, Dec 30, 2018
Completion Percentage 73.8 at New York Giants, Oct 18, 2020
Passer Rating 144.4 at Arizona Cardinals, Sep 22, 2019
Rush Attempts 6 at Atlanta Falcons, Dec 08, 2019
Rushing Yards 25 vs. Seattle Seahawks, Dec 15, 2019
Longest Runs 17t vs. Washington Redskins, Dec 01, 2019
Rushing TDs 1 vs. Los Angeles Rams, Oct 11, 2020
...3 more at 1.

300-YARD PASSING GAMES (2): REGULAR SEASON

DATE	TEAM	NO.	YDS.	AVG.	LG	TD
11/10/19	at Packers	28	307	11.0	38	1
11/17/19	FALCONS	31	325	10.5	31	0

2022 GAME-BY-GAME REGULAR-SEASON STATISTICS (TEXANS)

				PASSING											RUSHING					
W	DATE	OPPONENT	P/S	ATT	CMP	YDS	PCT	Y/A	Y/C	TD	INT	LG	SK/YD	RATE	ATT	YDS	LG	TD	W/L/T	SCORE
01	09/11	Colts		INACTIVE															T	20-20
02	09/18	at Broncos		INACTIVE															L	9-16
03	09/25	at Bears		DID NOT PLAY															L	20-23
04	10/02	Chargers		DID NOT PLAY															L	24-34
05	10/09	at Jaguars		DID NOT PLAY															W	13-6
07	10/23	at Raiders		DID NOT PLAY															L	20-38
08	10/30	Titans		DID NOT PLAY															L	10-17
09	11/03	Eagles		DID NOT PLAY															L	17-29
10	11/13	at Giants		DID NOT PLAY															L	16-24
11	11/20	Commanders		DID NOT PLAY															L	10-23
12	11/27	at Dolphins	S	39	26	215	66.7	5.5	8.3	1	2	39	5/41	67.8	4	12	5	0	L	15-30
13	12/04	Browns	S	39	20	201	51.3	5.2	10.1	1	2	39	0/0	53.5	2	1	1	0	L	14-27
14	12/11	at Cowboys		INACTIVE															L	23-27
15	12/18	Chiefs		INACTIVE															L	24-30+
16	12/24	at Titans		INACTIVE															W	19-14
17	01/01	Jaguars		INACTIVE															L	3-31
2022 TOTALS			**2-2**	**78**	**46**	**416**	**59.0**	**5.3**	**9.0**	**2**	**4**	**39**	**5/41**	**60.6**	**6**	**13**	**5**	**0**	**2-13-1**	

+ - Overtime

GRAYLAND ARNOLD

35

DEFENSIVE BACK

Ht: 5-10 **Wt:** 187
DOB: 9/4/1997 **College:** Baylor
Texans Season: 2 **NFL Season:** 3
Acquired: FA-'21

TRANSACTIONS: Signed with the Philadelphia Eagles as a college free agent on April 26, 2020...Waived by the Eagles on Sept. 3, 2020...Signed to the Eagles practice squad on Sept. 6, 2020...Elevated to the Eagles active roster on Sept. 26, 2020...Reverted back to the Eagles practice squad on Sept. 27, 2020...Elevated to the Eagles active roster on Oct. 3, 2020...Reverted back to the Eagles practice squad on Oct. 4, 2020...Promoted to the Eagles active roster on Oct. 10, 2020...Waived by the Eagles on Oct. 13, 2020...Signed to the Eagles practice squad on Oct. 15, 2020...Promoted to the Eagles active roster on Dec. 1, 2020...Waived by the Eagles on Aug. 31, 2021...Signed to the Eagles practice squad on Sept. 1, 2021...Released by the Eagles on Sept. 3, 2021...Signed to the Houston Texans practice squad on Sept. 15, 2021...Elevated to the Texans active roster on Dec 11, 2021...Reverted back to the Texans practice squad on Dec. 13, 2021...Elevated to the Texans active roster as a COVID-19 replacement on Dec. 18, 2021...Reverted back to the Texans practice squad on Dec. 20, 2021...Signed to the Texans active roster on Dec. 23, 2021...Placed on the Reserve/Injured List on Jan. 3, 2022...Waived by the Texans on Aug. 30, 2022...Signed to the Texans practice squad on Aug. 31, 2022...Elevated from the practice squad to the active roster on Sept. 24, 2022...Signed to the active roster from the practice squad on Oct. 1, 2022...Placed on the reserve/injured list on Nov. 3, 2022..Activated from the reserve/injured list on Dec. 23, 2022.

2022 (Houston 7/0):

- Has three special teams tackles so far in 2022 after starting the season on the practice squad and being placed on the reserve/injured list Weeks 10-15

2021 (Houston 4/0):

- Appeared in four games for the Texans, mostly appearing on special teams
- Played in his first game as a Texan vs. Seattle (12/12), earning snaps on special teams
- Recorded his first special teams tackle as a Texan vs. the L.A. Chargers (12/26)

2020 (Philadelphia 6/1):

- Saw action in six games and compiled 10 tackles (five solo) as a rookie

COLLEGE:

- Played four seasons (2016-19) at Baylor University in Waco, Texas, appearing in 37 games and compiling 107 tackles (82 solo) with seven interceptions
- Was named a second-team All-American and an All-Big 12 second team selection as a redshirt junior. Started in 11 of 13 games, finishing the season with 46 tackles (33 solo), 1.0 sack, 2.5 tackles for loss and six interceptions returned for 118 yards. Also returned 12 punts for 149 yards and one touchdown (12.4 avg.)
- Appeared in four games before seeing his season cut short due to injury as a junior
- Started nine games as a sophomore and compiled 35 tackles, three tackles for loss, seven pass breakups and his first career interception
- Saw action in 11 games (four starts) as a true freshman and tallied 20 tackles (17 solo) with 2.0 tackles for loss

PERSONAL:

- Attended Kountze (Texas) High School
- Also played basketball, tennis and ran track in high school

GRAYLAND ARNOLD'S NFL REGULAR SEASON DEFENSIVE STATISTICS

				TACKLES								INTERCEPTIONS					FUMBLES				ST					MISC	
DATE	TEAM	GP	GS	TK	S	A	TFL	YDS	SK	YDS	QBH	NO	YDS	LG	TD	PD	FF	FR	TD	YDS	TK	S	A	FF	FR	S	A
2020	Eagles	6	1	9	5	4	1	6	0.0	0.0	0	0	0	0	0	1	0	0	0	0	2	1	1	0	0	0	0
2021	Texans	4	0	0	0	0	0	0	0.0	0.0	0	0	0	0	0	0	0	0	0	0	1	0	1	0	0	0	0
2022	Texans	7	0	0	0	0	0	0	0.0	0.0	0	0	0	0	0	0	0	0	0	0	3	2	1	0	0	0	0
NFL TOTALS		**17**	**1**	**9**	**5**	**4**	**1**	**6**	**0.0**	**0.0**	**0**	**0**	**0**	**0**	**0**	**1**	**0**	**0**	**0**	**0**	**6**	**3**	**3**	**0**	**0**	**0**	**0**

SINGLE-GAME HIGHS: DEFENSIVE

Total Tackles 5 vs. Washington Football Team, Jan 03, 2021
Solo Tackles 3 vs. Washington Football Team, Jan 03, 2021
Passes Defensed 1 vs. Washington Football Team, Jan 03, 2021
Tackles For Loss 1 vs. Washington Football Team, Jan 03, 2021
Special Teams Tackles 1 at Chicago Bears, Sep 25, 2022
...3 more at 1.

2022 GAME-BY-GAME REGULAR-SEASON STATISTICS (TEXANS)

				TACKLES								INTERCEPTIONS					FUMBLES				ST					MISC			
W	DATE	OPPONENT	P/S	TK	S	A	SK	YDS	TFL	YDS	QBH	NO	YDS	LG	TD	PD	FF	FR	TD	YDS	TK	S	A	FF	FR	S	A	W/L	SCORE
01	09/11	Colts		PRACTICE SQUAD																								T	20-20
02	09/18	at Broncos		PRACTICE SQUAD																								L	9-16
03	09/25	at Bears	P	0	0	0	0.0	0.0	0	0	0	0	0	0	0	0	0	0	0	0	1	1	0	0	0	0	0	L	20-23
04	10/02	Chargers	P	0	0	0	0.0	0.0	0	0	0	0	0	0	0	0	0	0	0	0	0	0	0	0	0	0	0	L	24-34
05	10/09	at Jaguars	P	0	0	0	0.0	0.0	0	0	0	0	0	0	0	0	0	0	0	0	0	0	0	0	0	0	0	W	13-6
07	10/23	at Raiders	P	0	0	0	0.0	0.0	0	0	0	0	0	0	0	0	0	0	0	0	0	0	0	0	0	0	0	L	20-38
08	10/30	Titans	P	0	0	0	0.0	0.0	0	0	0	0	0	0	0	0	0	0	0	0	0	0	0	0	0	0	0	L	10-17
10	11/13	at Giants		RESERVE/INJURED																								L	16-24
11	11/20	Commanders		RESERVE/INJURED																								L	10-23
12	11/27	at Dolphins		RESERVE/INJURED																								L	15-30
13	12/04	Browns		RESERVE/INJURED																								L	14-27
14	12/11	at Cowboys		RESERVE/INJURED																								L	23-27
15	12/18	Chiefs		RESERVE/INJURED																								L	24-30+
16	12/24	at Titans	P	0	0	0	0.0	0.0	0	0	0	0	0	0	0	0	0	0	0	0	1	1	0	0	0	0	0	W	19-14
17	01/01	Jaguars	P	0	0	0	0.0	0.0	0	0	0	0	0	0	0	0	0	0	0	0	1	0	1	0	0	0	0	L	3-31
2022 TOTALS			**7-0**	**0**	**0**	**0**	**0.0**	**0.0**	**0**	**0**	**0**	**0**	**0**	**0**	**0**	**0**	**0**	**0**	**0**	**0**	**3**	**2**	**1**	**0**	**0**	**0**	**0**	**2-12-1**	

+ - Overtime

THOMAS BOOKER

56

DEFENSIVE LINEMAN

Ht: 6-3 **Wt:** 301
DOB: 11/11/1999 **College:** Stanford
Texans Season: R **NFL Season:** R
Acquired: D5a-'22

TRANSACTIONS: Selected by the Houston Texans in the fifth round (150th overall) of the 2022 NFL Draft.

2022 (Houston 10/1):

- Has 15 tackles (11 solo), one tackle for loss, one quarterback hit, 0.5 sack and one pass defensed on the 2022 season
- Made his NFL and Texans debut while recording one solo tackle at Denver (9/18)
- Made his first career sack and quarterback hit vs. Los Angeles Chargers (10/2)
- Made his first career start and notched two tackles vs. Tennessee (10/30)

COLLEGE:

- Played four seasons (2018-21) at Stanford (Calif.) University, where he appeared in 43 games (27 starts) and finished with 158 tackles, 10.0 sacks, one interception, eight passes defensed and one forced fumble

2021 (Stanford):

- Started all 12 games and totaled a career-high 59 tackles (28 solo), also notching 1.5 sacks and one pass defensed
- Earned All-Pac-12 second-team defensive line recognition by the league's coaches and Phil Steele
- Named a finalist for the William V. Campbell Trophy
- Selected to the CoSIDA Academic All-America first team
- Recognized as a Lott IMPACT Trophy quarterfinalist
- Had half a tackle for loss, four tackles and a quarterback hit at Vanderbilt (9/18)
- Posted a career-high 10 tackles along with 1.5 sacks vs. UCLA (9/25)
- Blocked an extra point attempt, the third of his career, and made four tackles at Washington State (10/16)
- Made nine tackles, half a tackle for loss and two quarterback hits at Oregon State (11/13)

2020 (Stanford):

- Started all six games he appeared in and finished the season with 21 tackles, three tackles for loss, 1.0 sack, two passes defensed, one fumble recovery and two blocked extra point attempts
- Named an All-Pac-12 first-team all-purpose/special teams selection by the league's coaches and an All-Pac-12 second-team defensive line honoree by the coaches and Phil Steele
- Earned a CoSIDA Academic All-America first-team selection
- Recipient of Stanford's Phill Moffatt Award and the Frank Rehm Award, given to the most oustanding special teams player and to the most outstanding player of the Big Game (California vs. Stanford), respectively
- Named a Lott IMPACT Trophy semifinalist
- Blocked what would have been the game-tying extra point in the final minute of the fourth quarter to seal a victory over California (11/27), also recording his second career fumble recovery

2019 (Stanford):

- Finished fourth on the team with 50 tackles, ranked third with 4.0 sacks and third with 8.5 tackles for loss in 12 games (six starts)
- Selected as an All-Pac-12 honorable mention and listed on the Pac-12 All-Academic Honor Roll
- Recorded a career-best 2.0 sacks in addition to eight tackles at Oregon State (9/28)
- Tallied a career-high nine tackles vs. UCLA (10/17)
- Posted five tackles, two tackles for loss, one quarterback hit and one forced fumble vs. Arizona (10/26)

2018 (Stanford):

- Played all 13 games (three starts) as a true freshman and finished with 28 tackles (14 solo), 3.5 sacks, 4.0 tackles for loss, one interception, one fumble recovery and two passes defensed
- Named to the Pacific Takes Pac-12 All-Freshman Team
- Honored as the Jimmy Rogers, Jr. Most Valuable Lineman of the Sun Bowl
- Listed on the 247Sports True Freshman All-America Team
- Posted four tackles (two solo) and 1.0 sack in his collegiate debut vs. San Diego State (8/31)
- Logged his first career interception and tallied one tackle vs. UC Davis (9/15)

PERSONAL:

- Attended Gilman (Md.) High School where he was ranked as the No. 211 recruit in the nation by ESPN after posting 39 tackles, 5.0 sacks, 9.0 tackles for loss, one forced fumble and two passes defensed as a senior
- Logged 77 tackles, 4.0 sacks, 14 tackles for loss, one interception and two blocked field goals as a junior
- Named to the 2016 USA Today All-State first-team
- Was a two-time All-Metro first team selection (2016-17)

- Led his team to the 2015 state title and to two football league titles
- Recognized as a National Football Foundation and College Hall of Fame Scholar Athlete nominee
- Also competed in basketball and track
- Ranked first in shot put at the Maryland Interscholastic Athletics Association Indoor Track Championships
- Father, Earl Thomas Booker III, played football at Wisconsin as an outside linebacker

THOMAS BOOKER'S NFL REGULAR SEASON DEFENSIVE STATISTICS

				TACKLES								INTERCEPTIONS					FUMBLES				ST					MISC	
DATE	TEAM	GP	GS	TK	S	A	TFL	YDS	SK	YDS	QBH	NO	YDS	LG	TD	PD	FF	FR	TD	YDS	TK	S	A	FF	FR	S	A
2022	Texans	10	1	15	11	4	1	2	0.5	1.0	1	0	0	0	0	1	0	0	0	0	0	0	0	0	0	0	0
NFL TOTALS		**10**	**1**	**15**	**11**	**4**	**1**	**2**	**0.5**	**1.0**	**1**	**0**	**0**	**0**	**0**	**1**	**0**	**0**	**0**	**0**	**0**	**0**	**0**	**0**	**0**	**0**	**0**

SINGLE-GAME HIGHS: DEFENSIVE

Total Tackles 2 at Tennessee Titans, Dec 24, 2022
...6 more at 2.

Solo Tackles 2 vs. Kansas City Chiefs, Dec 18, 2022
...3 more at 2.

Sacks 0.5 vs. Los Angeles Chargers, Oct 02, 2022

2022 GAME-BY-GAME REGULAR-SEASON STATISTICS (TEXANS)

					TACKLES							INTERCEPTIONS					FUMBLES				ST					MISC			
W	DATE	OPPONENT	P/S	TK	S	A	SK	YDS	TFL	YDS	QBH	NO	YDS	LG	TD	PD	FF	FR	TD	YDS	TK	S	A	FF	FR	S	A	W/L	SCORE
01	09/11	Colts											INACTIVE															T	20-20
02	09/18	at Broncos	P	1	1	0	0.0	0.0	0	0	0	0	0	0	0	0	0	0	0	0	0	0	0	0	0	0	0	L	9-16
03	09/25	at Bears	P	0	0	0	0.0	0.0	0	0	0	0	0	0	0	0	0	0	0	0	0	0	0	0	0	0	0	L	20-23
04	10/02	Chargers	P	2	0	2	0.5	1.0	0	0	1	0	0	0	0	0	0	0	0	0	0	0	0	0	0	0	0	L	24-34
05	10/09	at Jaguars											INACTIVE															W	13-6
07	10/23	at Raiders	P	2	1	1	0.0	0.0	0	0	0	0	0	0	0	0	0	0	0	0	0	0	0	0	0	0	0	L	20-38
08	10/30	Titans	S	2	2	0	0.0	0.0	0	0	0	0	0	0	0	0	0	0	0	0	0	0	0	0	0	0	0	L	10-17
09	11/03	Eagles	P	2	2	0	0.0	0.0	0	0	0	0	0	0	0	0	0	0	0	0	0	0	0	0	0	0	0	L	17-29
10	11/13	at Giants	P	2	2	0	0.0	0.0	1	2	0	0	0	0	0	0	0	0	0	0	0	0	0	0	0	0	0	L	16-24
11	11/20	Commanders											INACTIVE															L	10-23
12	11/27	at Dolphins											INACTIVE															L	15-30
13	12/04	Browns											INACTIVE															L	14-27
14	12/11	at Cowboys	P	0	0	0	0.0	0.0	0	0	0	0	0	0	0	1	0	0	0	0	0	0	0	0	0	0	0	L	23-27
15	12/18	Chiefs	P	2	2	0	0.0	0.0	0	0	0	0	0	0	0	0	0	0	0	0	0	0	0	0	0	0	0	L	24-30+
16	12/24	at Titans	P	2	1	1	0.0	0.0	0	0	0	0	0	0	0	0	0	0	0	0	0	0	0	0	0	0	0	W	19-14
17	01/01	Jaguars											INACTIVE															L	3-31
2022 TOTALS			**10-1**	**15**	**11**	**4**	**0.5**	**1.0**	**1**	**2**	**1**	**0**	**0**	**0**	**0**	**1**	**0**	**0**	**0**	**0**	**0**	**0**	**0**	**0**	**0**	**0**	**0**	**2-13-1**	

+ - Overtime

REX BURKHEAD

28

RUNNING BACK

Ht: 5-10 **Wt:** 215
DOB: 7/2/1990 **College:** Nebraska
Texans Season: 2 **NFL Season:** 10
Acquired: FA-'21

TRANSACTIONS: Selected by the Cincinnati Bengals with the 22nd pick of the sixth round (190th overall) in the 2013 NFL Draft…Signed by the New England Patriots as an unrestricted free agent on March 14, 2017…Re-signed by the Patriots on March 15, 2018…Signed with the Houston Texans as a free agent on June 1, 2021.

2022 (Houston 15/0):

- Has 26 rushes for 80 yards (3.1 avg.) and 36 catches for 203 yards (5.6 avg) in 2022
- Led the team in carries during the 2022 opener, rushing 14 times for 40 yards vs. Indianapolis (9/11)
- Caught an 8-yard touchdown pass from QB Davis Mills vs. the Los Angeles Chargers (10/2)
- Scored a touchdown at Tennessee (12/24), falling on a fumble in the end zone

2021 (Houston 16/5):

- Played in all 16 games with a career-high five starts in his first season as a Texan, recording a career-high 427 rushing yards on 122 carries (3.5 avg.) with three touchdowns and catching 25 passes for 186 yards (7.4 avg.)
- Caught his first pass as a Texan for six yards in the season opener vs. Jacksonville (9/12)
- Led the team with 21 rushing yards on four carries (5.1 avg.) and rushed for a one-yard touchdown vs. the L.A. Rams (10/31), his first score as a Texan and 23rd touchdown of his career. Also caught three passes for 27 yards (9.0 avg.)
- Made his first start as a Texan and led the team with eight carries for 30 yards (3.8 avg.) vs. Indianapolis (12/5)
- Paced the Texans with 40 yards on 11 carries (3.6 avg.) and caught four passes for 26 yards (6.5 avg.) vs. Seattle (12/12)
- Rushed for a career-high 149 yards on 22 carries (6.8 avg.) and scored two touchdowns vs. the L.A. Chargers (12/26). Recorded a career-long run of 36 yards in the fourth quarter

2020 (New England 10/0):

- Appeared in 10 games and totaled 67 rushes for 274 yards (4.1 avg.), three touchdowns to go along with 25 receptions for 192 yards (7.7 avg.) and three receiving touchdowns
- Set a career high with three total touchdowns by way of two rushing scores and one receiving vs. Las Vegas (9/27). Totaled 49 rushing yards and 49 receiving yards in the contest
- Scored a one-yard touchdown as part of a Week 9 win at the N.Y. Jets (11/9). Also added 11 receiving yards and compiled 56 yards on the ground
- Caught two touchdown passes and ran for 31 yards on six carries (5.2 avg.) vs. Baltimore (11/15)
- Spent Weeks 12-17 on the Reserve/Injured list

2019 (New England 13/1, 1/0):

- Played in 13 games (one start), posting 65 rushing attempts for 302 yards (4.6 avg.) and three touchdowns and caught 27 passes for 279 yards (10.3 avg.)
- Logged eight rushes for 44 yards (5.5 avg.) and five receptions for 41 yards (8.2 avg.) vs. Pittsburgh (9/8)
- Was a key contributor on offense at Miami (9/15) with five rushes for 21 yards (4.2 avg.) while adding two catches for 47 yards (23.5 avg.), including a career-long 32-yard reception in the fourth quarter
- Notched his first start of the year and tallied 11 carries for 47 yards (4.3 avg.) and a touchdown while also adding six receptions for 22 yards (3.7 avg.) vs. the N.Y. Jets (9/22)
- Rushed six times for 53 yards (8.8 avg.) including a career-long 33-yard touchdown in the fourth quarter at Cincinnati (12/15)
- Logged five rushes for 20 yards (4.0 avg.) and the game-winning touchdown in the fourth quarter of Week 16 vs. Buffalo (12/21). Also caught four passes for a career-high 77 receiving yards (19.3 avg.) in the game

2018 (New England 8/4, 3/1):

- Saw action in eight games (four starts) and totaled 57 rushing attempts for 186 yards (3.3 avg.) and 14 receptions for 131 yards (9.4 avg.) and one touchdown while also notching two special teams tackles
- Played in all three postseason contests with one start and posted 23 rushing attempts for 96 yards (4.2 avg) and three touchdowns and seven receptions for 45 yards (6.4 avg.)
- Opened the season vs. Houston (9/9), finishing with a team-high 18 carries for 64 yards (3.6 avg.)
- Spent Weeks 4-12 on the Reserve/Injured list
- Scored his first touchdown of the season on an 18-yard touchdown pass from QB Tom Brady vs. the N.Y. Jets (12/30)

- Rushed four times for 12 yards (3.0 avg.), including a six-yard touchdown run in the AFC Divisional Round game vs. the L.A. Chargers (1/13/19)
- Totaled four catches for 23 yards (5.8 avg.) and rushed 12 times for 41 yards (3.4 avg.), which included a go-ahead touchdown run late in the fourth quarter and the game-winning two-yard touchdown rush in overtime of the AFC Championship Game at Kansas City (1/20/19)
- Logged seven rushes for 43 yards (6.1 avg.) and also added two receptions for 15 yards (7.5 avg.) in the Super Bowl LIII victory vs. the L.A. Rams (2/3/19)

2017 (New England 10/3, 2/0):

- Appeared in 10 games (three starts), registering 64 rushing attempts for 264 yards (4.1 avg.) and five rushing touchdowns and caught 30 passes for 254 yards (8.5 avg.) with three touchdowns. Also tallied four special teams tackles and a blocked punt
- Caught three passes for 41 yards (13.7 avg.), including a 19-yard touchdown at New Orleans (9/17)
- Led the team in receptions when he caught all seven of his targets for 68 yards (9.7 avg.), while adding 15 rushing yards and a tackle on special teams vs. the L.A. Chargers (10/29)
- Contributed 10 rushes for 36 yards (3.6 yards) and three receptions for 27 yards (9.0 avg.), including a 14-yard touchdown reception at Denver (11/12). Also assisted on special teams with the first blocked punt of his career and the first by a Patriot since 2014
- Rushed 13 times for 50 yards (3.8 avg.) and scored his first rushing touchdown as a Patriot on a two-yard run in the first quarter vs. Miami (11/26). Also logged a one-yard touchdown reception in the contest
- Scored two touchdowns for the second straight game at Buffalo (12/3) after tallying two rushing scores and 103 yards from scrimmage (78 rushing yards and 25 receiving yards)
- Started and scored a touchdown for the third consecutive game on a three-yard run at Miami (12/11) while also posting five catches for 45 yards (9.0 avg.)
- Produced his fourth straight game with a touchdown when he scored on a one-yard rush at Pittsburgh (12/17)

2016 (Cincinnati 16/1):

- Played in all 16 games (one start) and accumulated 74 rushing attempts for 344 yards (4.6 avg.) and two touchdowns. Also posted 17 receptions for 145 yards (8.5 avg.) and made 12 special teams tackles
- Made his first career regular season start at running back vs. Baltimore (1/1/17) and had career highs with 27 rushing attempts for 119 yards (4.4 avg.) and two touchdowns

2015 (Cincinnati 16/0, 1/0):

- Saw action in all 16 games and registered 10 receptions for 94 yards (9.4 avg.), one receiving touchdown, four rushing yards and 11 special teams tackles

2014 (Cincinnati 9/0, 1/1):

- Appeared in nine games and registered nine rushing attempts for 27 yards (3.0 avg.) and a touchdown to go along with seven receptions for 49 yards (7.0 avg.). Also produced four special teams tackles

2013 (Cincinnati 1/0, 0/0):

- Inactive in Weeks 1-9 and 11-17
- Saw action in his first NFL game at Baltimore (11/10)

COLLEGE:

- Played four seasons (2009-12) at the University of Nebraska in Lincoln, Neb.
- Appeared in 44 games (22 starts), amassing 3,329 rushing yards, 30 rushing touchdowns, 507 receiving yards and five receiving touchdowns over his collegiate career
- Saw action in eight games as a senior (2012) and logged 98 rushing attempts for 675 yards (6.9 avg.) and five touchdowns with 11 receptions for 92 yards (8.4 avg.) and two touchdowns
- Earned First-Team All-Big Ten honors in his junior season (2011) after posting 1,534 yards from scrimmage (1,357 rushing and 177 receiving) with 17 total touchdowns (15 rushing and two receiving)
- Played in all 14 games (two starts) and earned honorable-mention All-Big 12 honors in his sophomore year (2010), as he finished with 951 rushing yards and seven touchdowns, while averaging 5.5 yards per carry
- Was one-of-six true freshmen to see action, finishing as the Cornhuskers' second-leading rusher with 346 yards and three touchdowns, despite playing in just nine games in 2009

PERSONAL:

- Attended Plano (Texas) High School
- Named Dallas Morning News' All-Area Offensive Player of the Year after helping Plano to a 10-2 record and the Class 5A state playoffs in 2008, rushing for 1,762 yards and 28 touchdowns. He also caught 42 passes for 594 yards (14.1 avg.) and five touchdowns
- Was also a basketball standout, earning first-team all-district honors as a junior and senior. Averaged 15.1 points, 5.2 rebounds and 2.6 assists as a senior and was part of a Class 5A state title in 2006
- Serves on the board of directors of the "Team Jack Foundation," named after Jack Hoffman, a massive Cornhusker fan who Burkhead formed a close bond with after Hoffman had been diagnosed with brain cancer in 2011 when he was five. The foundation has raised more than $8 million dollars to fight pediatric brain cancer since 2013
- Named after 1980s University of Kentucky basketball star Rex Chapman. Rex was born in Kentucky and his father had played in high school against Chapman, who went on to a 13-year career in the NBA

REX BURKHEAD'S NFL REGULAR SEASON RUSHING/RECEIVING STATISTICS

				RUSHING					RECEIVING				
DATE	TEAM	GP	GS	NO.	YDS.	AVG.	LG	TD	NO.	YDS.	AVG.	LG	TD
2013	Bengals	1	0	0	0	0.0	0	0	0	0	0.0	0	0
2014	Bengals	9	0	9	27	3.0	10t	1	7	49	7.0	15	0
2015	Bengals	16	0	4	4	1.0	2	0	10	94	9.4	27	1
2016	Bengals	16	1	74	344	4.6	17	2	17	145	8.5	18	0
2017	Patriots	10	3	64	264	4.1	31	5	30	254	8.5	23	3
2018	Patriots	8	4	57	186	3.3	12	0	14	131	9.4	25	1
2019	Patriots	13	1	65	302	4.6	33t	3	27	279	10.3	32	0
2020	Patriots	10	0	67	274	4.1	18	3	25	192	7.7	24t	3
2021	Texans	16	5	122	427	3.5	36	3	25	186	7.4	20	0
2022	Texans	15	0	26	80	3.1	9	0	36	203	5.6	17	1
NFL TOTALS		**114**	**14**	**488**	**1,908**	**3.9**	**36**	**17**	**191**	**1,533**	**8.0**	**32**	**9**

REX BURKHEAD'S NFL POSTSEASON RUSHING/RECEIVING STATISTICS

				RUSHING					RECEIVING				
DATE	TEAM	GP	GS	NO.	YDS.	AVG.	LG	TD	NO.	YDS.	AVG.	LG	TD
2013	Bengals	0	0	0	0	0.0	0	0	0	0	0.0	0	0
2014	Bengals	1	1	1	23	23.0	23	0	3	34	11.3	26	0
2015	Bengals	1	0	1	4	4.0	4	0	1	5	5.0	5	0
2017	Patriots	2	0	4	23	5.8	9	0	1	46	46.0	46	0
2018	Patriots	3	1	23	96	4.2	26	3	7	45	6.4	8	0
2019	Patriots	1	0	3	4	1.3	4	0	3	32	10.7	12	0
NFL TOTALS		**8**	**2**	**32**	**150**	**4.7**	**26**	**3**	**15**	**162**	**10.8**	**46**	**0**

SINGLE-GAME HIGHS: RUSHING/RECEIVING

Rush Attempts 27 vs. Baltimore Ravens, Jan 01, 2017
Rushing Yards 149 vs. Los Angeles Chargers, Dec 26, 2021
Rushing Average 6.8 vs. Los Angeles Chargers, Dec 26, 2021
Longest Runs 36 vs. Los Angeles Chargers, Dec 26, 2021
Rushing TDs 2 vs. Los Angeles Chargers, Dec 26, 2021
...3 more at 2.
Receptions 7 vs. Las Vegas Raiders, Sep 27, 2020
...1 more at 7.
Receiving Yards 77 vs. Buffalo Bills, Dec 21, 2019
Receiving Average 19.3 vs. Buffalo Bills, Dec 21, 2019
Longest Receptions 32 at Miami Dolphins, Sep 15, 2019
Receiving TDs 2 vs. Baltimore Ravens, Nov 15, 2020
All-Purpose Yards 149 vs. Los Angeles Chargers, Dec 26, 2021
Kickoff Returns 2 vs. Buffalo Bills, Nov 20, 2016
...1 more at 2.
Kickoff Return Yards 40 vs. Denver Broncos, Sep 25, 2016
Longest Kickoff Return 26 vs. Buffalo Bills, Nov 20, 2016
Fair Catches 1 vs. Dallas Cowboys, Nov 24, 2019
Special Teams Tackles 3 at New York Giants, Nov 14, 2016
Most TDs 3 vs. Las Vegas Raiders, Sep 27, 2020
Miscellaneous Tackles 1 at Tennessee Titans, Dec 24, 2022
...3 more at 1.

SINGLE-GAME HIGHS - POSTSEASON: RUSHING/RECEIVING

Rush Attempts 12 at Kansas City Chiefs, Jan 20, 2019
Rushing Yards 43 at Los Angeles Rams, Feb 03, 2019
Rushing Average 6.1 at Los Angeles Rams, Feb 03, 2019
Longest Runs 26 at Los Angeles Rams, Feb 03, 2019
Rushing TDs 2 at Kansas City Chiefs, Jan 20, 2019
Receptions 4 at Kansas City Chiefs, Jan 20, 2019
Receiving Yards 46 vs. Philadelphia Eagles, Feb 04, 2018
Receiving Average 11.3 at Indianapolis Colts, Jan 04, 2015
Longest Receptions 46 vs. Philadelphia Eagles, Feb 04, 2018
All-Purpose Yards 64 at Kansas City Chiefs, Jan 20, 2019
Special Teams Tackles 1 vs. Tennessee Titans, Jan 04, 2020
...2 more at 1.
Most TDs 2 at Kansas City Chiefs, Jan 20, 2019

100-YARD RUSHING GAMES (2): REGULAR SEASON

DATE	TEAM	ATT.	YDS.	AVG.	LG	TD
01/01/17	RAVENS	27	119	4.4	17	2
12/26/21	CHARGERS	22	149	6.8	36	2

2022 GAME-BY-GAME REGULAR-SEASON STATISTICS (TEXANS)

				RUSHING					RECEIVING						
W	DATE	OPPONENT	P/S	NO.	YDS.	AVG.	LG	TD	NO.	YDS.	AVG.	LG	TD	W/L/T	SCORE
01	09/11	Colts	P	14	40	2.9	8	0	5	30	6.0	8	0	T	20-20
02	09/18	at Broncos	P	0	0	0.0	0	0	2	9	4.5	5	0	L	9-16
03	09/25	at Bears	P	3	9	3.0	4	0	4	21	5.3	8	0	L	20-23
04	10/02	Chargers	P	0	0	0.0	0	0	5	39	7.8	13	1	L	24-34
05	10/09	at Jaguars	P	3	15	5.0	9	0	2	13	6.5	9	0	W	13-6
07	10/23	at Raiders	P	2	8	4.0	4	0	5	11	2.2	5	0	L	20-38
08	10/30	Titans	P	0	0	0.0	0	0	1	2	2.0	2	0	L	10-17
09	11/03	Eagles	P	1	9	9.0	9	0	1	6	6.0	6	0	L	17-29
10	11/13	at Giants	P	1	2	2.0	2	0	2	28	14.0	15	0	L	16-24
11	11/20	Commanders	P	0	0	0.0	0	0	0	0	0.0	0	0	L	10-23
12	11/27	at Dolphins	P	0	0	0.0	0	0	1	5	5.0	5	0	L	15-30
13	12/04	Browns						INACTIVE						L	14-27
14	12/11	at Cowboys	P	2	-3	-1.5	-1	0	1	5	5.0	5	0	L	23-27
15	12/18	Chiefs	P	0	0	0.0	0	0	2	17	8.5	17	0	L	24-30+
16	12/24	at Titans	P	0	0	0.0	0	0	2	7	3.5	5	0	W	19-14
17	01/01	Jaguars	P	0	0	0.0	0	0	3	10	3.3	5	0	L	3-31
2022 TOTALS			**15-0**	**26**	**80**	**3.1**	**9**	**0**	**36**	**203**	**5.6**	**17**	**1**	**2-13-1**	

+ - Overtime

A.J. CANN

60

OFFENSIVE LINEMAN

Ht: 6-3 **Wt:** 320
DOB: 10/23/1991 **College:** South Carolina
Texans Season: 1 **NFL Season:** 8
Acquired: UFA-'22 (JAX)

TRANSACTIONS: Selected by the Jacksonville Jaguars in the third round (67th overall) of the 2015 NFL Draft...Signed with the Jaguars as an unrestricted free agent on March 13, 2019...Placed on the Reserve/COVID-19 List on Aug. 27, 2021...Activated from the Reserve/COVID-19 List on Sept. 6, 2021...Placed on the Reserve/Injured List on Oct. 4, 2021...Signed with the Houston Texans as an unrestricted free agent on March 23, 2022.

2022 (Houston 15/15):

- Started the first six games of the 2022 season at right guard, including his Texans debut vs. Indianapolis (9/11)
- Blocked for RB Dameon Pierce's 131-yard performance vs. the Los Angeles Chargers (10/2), the second-most yards of his career
- Played in his 100th career game at Jacksonville (10/9), where he spent seven years prior to joining the Texans
- Started his 100th career game at Las Vegas (10/23)
- After missing Week 8, Cann helped block for RB Dameon Pierce, who set a career-high in rushing yards vs. Philadelphia (11/3)

2021 (Jacksonville 4/4):

- Started four games at right guard prior to being placed on the Reserve/Injured List with a knee injury
- Started at right guard and played all 74 offensive snaps at Houston (9/12)
- Helped the offense rush for 159 yards on 29 attempts (5.5 avg.) vs. Arizona (9/26)
- Started and played 21 of 56 offensive snaps at right guard before leaving the game in the second quarter due to a knee injury at Cincinnati (9/30)

2020 (Jacksonville 15/15):

- Started all 15 games in which he appeared at right guard
- Was part of an offensive line that helped rookie RB James Robinson tally the most scrimmage yards (1,414) and the second-most rushing yards (1,070) by an undrafted rookie in NFL history
- Helped the team rush for 165 yards at Tennessee (9/20)

2019 (Jacksonville 16/16):

- Served as part of an offensive line that helped RB Leonard Fournette gain 1,674 yards from scrimmage, becoming the only Jaguars player since 2011 to post at least 1,500 scrimmage yards in a single season
- Blocked for RB Leonard Fournette as he totaled a career-high 225 yards rushing at Denver (9/29), also helping the team gain an average of 7.1 yards per carry for 269 total net rushing yards
- Helped RB Leonard Fournette rush for 108 yards at Carolina (10/6), eclipsing 100 yards rushing in back-to-back games

2018 (Jacksonville 15/15):

- Started all 15 games in which he appeared at right guard
- Helped pave the way for an offense that amassed 137 yards rushing on 28 carries (4.9 avg.) at the N.Y. Giants (9/9)
- Protected QB Blake Bortles as he completed 29-of-45 passes (64.4 percent) for 376 yards, four touchdowns, one interception and a passer rating of 111.0 vs. New England (9/16)
- Assisted in the offensive effort that totaled 503 net yards in the win vs. the N.Y. Jets (9/30)

2017 (Jacksonville 15/15, 3/3):

- Started 15 games in the regular season and all three postseason contests at right guard
- Was part of an offensive line that helped the team lead the league in rushing (141.1 yards per game) for the first time in franchise history and allowed a franchise-low 24 sacks
- Started his first postseason contest in the Wild Card Round vs. Buffalo (1/7/18), helping the team combine for 155 yards rushing on 34 carries (4.6 avg.)
- Helped a rushing attack that totaled 164 rushing yards in the Divisional Round at Pittsburgh (1/14/18)

2016 (Jacksonville 16/16):

- Started all 16 games at right guard without missing a snap, serving as part of a unit that surrendered 34 sacks, the team's fewest since 2007
- Helped open holes for a rushing attack that combined for 136 yards vs. Indianapolis (10/2)
- Protected QB Blake Bortles as he completed 20-of-33 passes (60.6 percent) for 271 yards and one touchdown at Chicago (10/16)
- Helped block for QB Blake Bortles as he threw for 325 yards, one touchdown and a passer rating of 103.5 in the win vs. Tennessee (12/24)

2015 (Jacksonville 14/13):

- Appeared in his first NFL game at New England (9/27), earning snaps on special teams

- Made his first NFL start at right guard at Indianapolis (10/4), helping the offense net 142 rushing yards and 431 yards total
- Helped the Jaguars rush for 120 yards and one touchdown vs. Buffalo (10/25)

COLLEGE:

- Started 51 games in four seasons (2011-14) at the University of South Carolina in Columbia, S.C., the second-most starts by a player in school history
- Three-time member of the SEC Fall Academic Honor Roll
- In 2014, named First-Team All-America by Sporting News, ESPN.com and CBSSportsline.com
- In 2013, was voted a permanent team captain as a junior

PERSONAL:

- Played on both sides of the ball for Head Coach Kevin Crosby at Bamberg-Ehrhardt (S.C.) High School
- Given name is Aaron
- Has a tattoo on the inside of his right forearm to honor his mother, Catherine, who passed in 2007 from throat cancer
- He and his wife, Kendal, have one daughter, Kennie Amelia, and one son, Artist Jamar (AJ)
- Represented the Humane Society during the NFL's My Cause My Cleats campaign in 2019
- His cat, Carol, is a rescue cat

A.J. CANN'S NFL REGULAR SEASON STATISTICS

DATE	TEAM	GP	GS
2015	Jaguars	14	13
2016	Jaguars	16	16
2017	Jaguars	15	15
2018	Jaguars	15	15
2019	Jaguars	16	16
2020	Jaguars	15	15
2021	Jaguars	4	4
2022	Texans	15	15
NFL TOTALS		**110**	**109**

A.J. CANN'S NFL POSTSEASON STATISTICS

DATE	TEAM	GP	GS
2017	Jaguars	3	3
NFL TOTALS		**3**	**3**

2022 GAME-BY-GAME REGULAR-SEASON STATISTICS (TEXANS)

W	DATE	OPPONENT	P/S		W/L/T	SCORE
01	09/11	Colts	S		T	20-20
02	09/18	at Broncos	S		L	9-16
03	09/25	at Bears	S		L	20-23
04	10/02	Chargers	S		L	24-34
05	10/09	at Jaguars	S		W	13-6
07	10/23	at Raiders	S		L	20-38
08	10/30	Titans		INACTIVE	L	10-17
09	11/03	Eagles	S		L	17-29
10	11/13	at Giants	S		L	16-24
11	11/20	Commanders	S		L	10-23
12	11/27	at Dolphins	S		L	15-30
13	12/04	Browns	S		L	14-27
14	12/11	at Cowboys	S		L	23-27
15	12/18	Chiefs	S		L	24-30+
16	12/24	at Titans	S		W	19-14
17	01/01	Jaguars	S		L	3-31
2022 TOTALS			**15-15**		**2-13-1**	

+ - Overtime

BLAKE CASHMAN

53 LINEBACKER

Ht: 6-1 **Wt:** 237
DOB: 5/10/1996 **College:** Minnesota
Texans Season: 1 **NFL Season:** 4
Acquired: T-'22 (NYJ)

TRANSACTIONS: Selected by the New York Jets in the fifth round (157th overall) of the 2019 NFL Draft...Placed on the Reserve/COVID-19 List on Dec. 6, 2021...Activated from the Reserve/COVID-19 List on Dec. 24, 2021...Traded to the Houston Texans on March 18, 2022.

2022 (Houston 15/1):

- Has 12 tackles (10 solo), 3.0 sacks, four tackles for loss, five quarterback hits, two passes defensed and 10 special teams tackles (six solo) so far this season
- Recorded one special teams tackle in his debut with the Texans vs. Indianapolis (9/11)
- Made his first start with the Texans and totaled one solo tackle, one tackle for loss, one quarterback hit and two special teams tackles vs. Los Angeles Chargers (10/2)
- Posted his first-career full sack, two tackles, one tackle for loss and one quarterback hit at the New York Giants (11/13)
- Tallied 1.0 sack, one tackle for loss, one quarterback hit, one pass defensed and one special teams tackle vs. Kansas City (12/18)

2021 (N.Y. Jets 3/1):

- Played in three games (one start) and tallied two solo tackles and one special teams tackle on the season
- Made his first start of the season at linebacker and totaled two solo tackles and one special teams tackle at New England (10/24)

2020 (N.Y. Jets 4/1):

- Appeared in four games (one start) and logged six special teams tackles (four solo)
- Started the season opener at Buffalo (9/13) and notched one special teams tackle
- Posted a career-high three special teams tackles (two solo) vs. Buffalo (10/25)

2019 (N.Y. Jets 7/5):

- Recorded career highs in games played (seven), starts (five), tackles (40 total, 27 solo), quarterback hits (three), tackles for loss (three), as well as 0.5 sack, one fumble recovery and one pass defensed as a rookie
- Appeared in his first NFL game vs. Buffalo (9/8), logging two tackles (one solo) and one tackle for loss
- Made his first NFL start and logged his first career half-sack in addition to six tackles (two solo), one quarterback hit, one tackle for loss and one pass defensed vs. Cleveland (9/16)
- Totaled a career-high eight tackles (six solo) as well as one tackle for loss at New England (9/22)
- Matched his career high with eight tackles (six solo) in addition to one quarterback hit vs. New England (10/21)
- Tallied his first career fumble recovery and posted six tackles (four solo) at Jacksonville (10/27)

COLLEGE:

- Played four seasons (2015-18) at the University of Minnesota in Minneapolis, appearing in 50 games and totaling 183 tackles (116 solo), 12.0 sacks, 31 tackles for loss, six passes defensed, two forced fumbles and one fumble recovered and returned for a touchdown
- Played in 12 games (11 starts) as a senior (2018) and led the team with 104 tackles (62 solo), 2.5 sacks and 15 tackles for loss, earning second team All-Big Ten recognition by the media and third team by the coaches
- Played in all 12 games as a junior (2017) with 30 tackles, five tackles for loss and 2.0 sacks and earned the team's Gary Tinsley Award for the second-straight year, given annually to the player who best embodies the underdog spirit of the late former Gopher Gary Tinsley
- Played in all 13 games as a sophomore (2016) and recorded 45 tackles with a team-leading 7.5 sacks and one forced fumble, earning one Big Ten Defensive Player of the Week Award, Holiday Bowl Defensive Most Valuable Player recognition and the Gary Tinsley Award. Was recognized as part of the Academic All-Big Ten team
- Played in 13 games on special teams as a freshman (2015) and made four tackles and half a tackle for loss

PERSONAL:

- Attended Eden Prairie (Minn.) High School and helped lead his team to a 13-0 record and a state championship as a senior (the team's fourth-straight state title), playing both cornerback and linebacker
- Named Associated Press First Team All-State as a senior and was named to the 2014 KARE11 All-Metro Defensive Team
- Also lettered in basketball
- Father, Steve, played football at St. Thomas University

BLAKE CASHMAN'S NFL REGULAR SEASON DEFENSIVE STATISTICS

				TACKLES								INTERCEPTIONS					FUMBLES				ST					MISC	
DATE	TEAM	GP	GS	TK	S	A	TFL	YDS	SK	YDS	QBH	NO	YDS	LG	TD	PD	FF	FR	TD	YDS	TK	S	A	FF	FR	S	A
2019	Jets	7	5	40	27	13	3	7	0.5	4.0	3	0	0	0	0	1	0	1	0	0	0	0	0	0	0	0	0
2020	Jets	4	1	0	0	0	0	0	0.0	0.0	0	0	0	0	0	0	0	0	0	0	6	4	2	0	0	0	0
2021	Jets	3	1	2	2	0	0	0	0.0	0.0	0	0	0	0	0	0	0	0	0	0	1	1	0	0	0	0	0
2022	Texans	15	1	12	10	2	4	20	3.0	20.0	5	0	0	0	0	2	0	0	0	0	10	6	4	0	1	0	0
NFL TOTALS		**29**	**8**	**54**	**39**	**15**	**7**	**27**	**3.5**	**24.0**	**8**	**0**	**0**	**0**	**0**	**3**	**0**	**1**	**0**	**0**	**17**	**11**	**6**	**0**	**1**	**0**	**0**

SINGLE-GAME HIGHS: DEFENSIVE

Total Tackles 8 vs. New England Patriots, Oct 21, 2019
...1 more at 8.

Solo Tackles 6 vs. New England Patriots, Oct 21, 2019
...1 more at 6.

Sacks 1.0 vs. Kansas City Chiefs, Dec 18, 2022
...1 more at 1.0.

Passes Defensed 1 vs. Los Angeles Chargers, Oct 02, 2022
...1 more at 1.

Fumble Recoveries 1 at Jacksonville Jaguars, Oct 27, 2019

Tackles For Loss 1 vs. Kansas City Chiefs, Dec 18, 2022
...6 more at 1.

Special Teams Tackles 3 vs. Buffalo Bills, Oct 25, 2020

2022 GAME-BY-GAME REGULAR-SEASON STATISTICS (TEXANS)

					TACKLES								INTERCEPTIONS					FUMBLES				ST					MISC			
W	DATE	OPPONENT	P/S	TK	S	A	SK	YDS	TFL	YDS	QBH	NO	YDS	LG	TD	PD	FF	FR	TD	YDS	TK	S	A	FF	FR	S	A	W/L/T	SCORE
01	09/11	Colts	P	0	0	0	0.0	0.0	0	0	0	0	0	0	0	0	0	0	0	0	2	1	1	0	0	0	0	T	20-20
02	09/18	at Broncos	P	1	1	0	0.0	0.0	1	0	1	0	0	0	0	0	0	0	0	0	0	0	0	0	0	0	0	L	9-16
03	09/25	at Bears	P	0	0	0	0.0	0.0	0	0	0	0	0	0	0	0	0	0	0	0	0	0	0	0	0	0	0	L	20-23
04	10/02	Chargers	S	1	1	0	0.0	0.0	1	0	0	0	0	0	0	1	0	0	0	0	2	2	0	0	0	0	0	L	24-34
05	10/09	at Jaguars											INACTIVE															W	13-6
07	10/23	at Raiders	P	0	0	0	0.0	0.0	0	0	0	0	0	0	0	0	0	0	0	0	0	0	0	0	0	0	0	L	20-38
08	10/30	Titans	P	1	0	1	0.0	0.0	0	0	0	0	0	0	0	0	0	0	0	0	1	0	1	0	0	0	0	L	10-17
09	11/03	Eagles	P	0	0	0	0.0	0.0	0	0	0	0	0	0	0	0	0	0	0	0	1	0	1	0	0	0	0	L	17-29
10	11/13	at Giants	P	2	2	0	1.0	8.0	1	8	1	0	0	0	0	0	0	0	0	0	0	0	0	0	0	0	0	L	16-24
11	11/20	Commanders	P	0	0	0	0.0	0.0	0	0	0	0	0	0	0	0	0	0	0	0	0	0	0	0	0	0	0	L	10-23
12	11/27	at Dolphins	P	2	1	1	0.0	0.0	0	0	0	0	0	0	0	0	0	0	0	0	0	0	0	0	0	0	0	L	15-30
13	12/04	Browns	P	0	0	0	0.0	0.0	0	0	0	0	0	0	0	0	0	0	0	0	1	1	0	0	0	0	0	L	14-27
14	12/11	at Cowboys	P	0	0	0	0.0	0.0	0	0	1	0	0	0	0	0	0	0	0	0	0	0	0	0	1	0	0	L	23-27
15	12/18	Chiefs	P	1	1	0	1.0	12.0	1	12	1	0	0	0	0	1	0	0	0	0	1	1	0	0	0	0	0	L	24-30+
16	12/24	at Titans	P	2	2	0	1.0	0.0	0	0	1	0	0	0	0	0	0	0	0	0	0	0	0	0	0	0	0	W	19-14
17	01/01	Jaguars	P	2	2	0	0.0	0.0	0	0	0	0	0	0	0	0	0	0	0	0	2	1	1	0	0	0	0	L	3-31
2022 TOTALS			**15-1**	**12**	**10**	**2**	**3.0**	**20.0**	**4**	**20**	**5**	**0**	**0**	**0**	**0**	**2**	**0**	**0**	**0**	**0**	**10**	**6**	**4**	**0**	**1**	**0**	**0**	**2-13-1**	

+ - Overtime

MALIEK COLLINS

96

DEFENSIVE LINEMAN

Ht: 6-2 **Wt:** 310
DOB: 4/8/1995 **College:** Nebraska
Texans Season: 2 **NFL Season:** 7
Acquired: UFA-'21 (LV)

TRANSACTIONS: Selected by the Dallas Cowboys with the fourth pick of the third round (67th overall) of the 2016 NFL Draft…Signed by the Las Vegas Raiders as an unrestricted free agent on March 22, 2020…Signed by the Houston Texans as an unrestricted free agent on March 23, 2021...Placed on the Reserve/COVID-19 List on Dec. 20, 2021...Activated from the Reserve/COVID-19 List on Dec. 31, 2021...Re-signed with the Texans on March 18, 2022.

2022 (Houston 14/14):

- Has 36 tackles (26 solo), 2.5 sacks, nine tackles for loss, nine quarterback hits and two passes defensed so far on the season
- Recorded his first half sack of the season and a season-high four tackles (two solo) at the New York Giants (11/13)
- Tallied 2.0 sacks at Miami (11/27), which marks the third multi-sack effort of his career
- Also reached 100 career quarterback hits and 150 career total tackles in Week 12 at Miami (11/27)

2021 (Houston 15/15):

- Started all 15 games he played in during his first season as a Texan, amassing a career-high 28 tackles (18 solo) and nine tackles for loss and tallying 2.5 sacks, seven quarterback hits, one fumble recovery and his first career interception
- Made his first start as a Texan and recorded one solo tackle in the season opener vs. Jacksonville (9/12)
- Notched his first tackle for loss as a Texan and two solo tackles at Cleveland (9/19)
- Logged his first sack as a Texan at Arizona (10/24), dropping QB Kyler Murray for a loss of 10 yards
- Recorded two tackles, half a sack, one fumble recovery and his first career interception at Miami (11/7). Intercepted a pass from QB Jacoby Brissett near the line of scrimmage in the third quarter
- Finished with three tackles (two solo), a quarterback hit and a season-high two tackles for loss at Tennessee (11/21)
- Posted two tackles (one solo), 1.0 sack, two quarterback hits and one tackle for loss vs. Tennessee (1/9/22). Sacked QB Ryan Tannehill for a loss of six yards

2020 (Las Vegas 12/11):

- Appeared in 12 games (11 starts), recording 15 total tackles (eight solo) and one quarterback hit
- Started at defensive tackle in his Raiders debut and recorded two tackles (one solo) at Carolina (9/13)
- Spent three weeks (13-15) on the Reserve/Injured list

2019 (Dallas 16/16):

- Started all 16 games and recorded 20 total tackles (13 solo), 4.0 sacks, 10 quarterback hits, six tackles for loss and one fumble recovery
- Started and registered his first sack of the season for a loss of eight yards vs. Minnesota (9/22)
- Recorded a sack in consecutive games, taking down Saints QB Teddy Bridgewater for a loss of nine yards at New Orleans (9/29)
- Tallied a season-high five total tackles (two solo) and added one fumble recovery vs. Philadelphia (10/20)
- Registered a sack by taking down Patriots QB Tom Brady for a loss of six yards at New England (11/24)

2018 (Dallas 13/9, 2/2):

- Appeared in 13 games (nine starts), totaling 19 tackles (12 solo), 3.0 sacks, eight quarterback hits, five tackles for loss and one fumble recovery
- Notched his first sack of the season at Carolina (9/9)
- Added a sack for a loss of eight yards vs. Jacksonville (10/14) after returning from injury
- Recorded his second game of the season with multiple quarterback hits and logged 1.0 sack vs. Tampa Bay (12/23)
- Sacked Seahawks QB Russell Wilson for a seven-yard loss in the Wild Card Round game vs. Seattle (1/5/19)

2017 (Dallas 16/16):

- Started all 16 games for the first time in his career and notched 22 total tackles (10 solo), 2.5 sacks, nine quarterback hits, four tackles for loss and two fumble recoveries
- Contributed 2.0 sacks in a game for the second time in his career at Arizona (9/25)
- Logged two quarterback hits and a fumble recovery vs. Washington (11/30)

2016 (Dallas 16/14, 1/1):

- Saw action in all 16 regular season games (14 starts) and finished second on the team with a single-season career-high 5.0 sacks as a rookie. Also added 23 total tackles (17 solo), 13 quarterback hits, five tackles for loss, one forced fumble and one fumble recovery

- Tallied 2.0 sacks in a game for the first time in his career at Cleveland (11/6)
- Added one solo tackle, 1.0 sack, two quarterback hits, one forced fumble and one fumble recovery vs. Tampa Bay (12/18)
- Logged three quarterback hits and 1.0 sack vs. Detroit (12/26)

COLLEGE:

- Played three seasons (2013-15) at the University of Nebraska in Lincoln, Neb.
- Appeared in 38 contests (26 starts), totaling 86 tackles, 21.5 tackles for loss, 8.0 sacks, one pass defensed and one forced fumble
- Named a two-time second-team All-Big Ten selection from 2014-15
- Played in 13 games with 12 starts as a junior (2015), totaling 29 tackles, seven tackles for loss and 2.5 sacks
- As a sophomore (2014), started 13 games and led the Cornhuskers in tackles for loss with 14, while ranking second on the team with 4.5 sacks while also adding 45 tackles
- Played in 12 games with one start as a freshman (2013) and recorded 12 tackles

PERSONAL:

- Attended Kansas City (Mo.) Center High School
- First-team Class 3A all-state pick by the Missouri High School Coaches Association as a senior
- Standout wrestler who won the Missouri Class 2A state championship with a perfect 48-0 record in his senior season
- Volunteered his time with Uplifting Athletes, Make-A-Wish, Mad Dads, Madonna Rehabilitation Center and made local hospital visits in college

MALIEK COLLINS' NFL REGULAR SEASON DEFENSIVE STATISTICS

				TACKLES								INTERCEPTIONS					FUMBLES				ST					MISC	
DATE	TEAM	GP	GS	TK	S	A	TFL	YDS	SK	YDS	QBH	NO	YDS	LG	TD	PD	FF	FR	TD	YDS	TK	S	A	FF	FR	S	A
2016	Cowboys	16	14	23	17	6	5	37	5.0	36.0	14	0	0	0	0	0	1	1	0	0	0	0	0	0	0	0	0
2017	Cowboys	16	16	22	10	12	4	13	2.5	15.0	25	0	0	0	0	0	0	2	0	6	0	0	0	0	0	0	0
2018	Cowboys	13	9	19	12	7	5	33	3.0	24.0	20	0	0	0	0	0	0	1	0	0	0	0	0	0	0	0	0
2019	Cowboys	16	16	20	15	5	6	40	4.0	32.0	26	0	0	0	0	0	0	1	0	0	0	0	0	0	0	0	0
2020	Raiders	12	11	15	8	7	0	0	0.0	0.0	1	0	0	0	0	0	0	0	0	0	0	0	0	0	0	0	0
2021	Texans	15	15	29	18	11	9	29	2.5	22.0	7	1	0	0	0	1	0	1	0	0	0	0	0	0	0	0	0
2022	Texans	14	14	36	26	10	9	22	2.5	17.0	9	0	0	0	0	2	0	0	0	0	0	0	0	0	0	0	0
NFL TOTALS		**102**	**95**	**164**	**106**	**58**	**38**	**174**	**19.5**	**146.0**	**102**	**1**	**0**	**0**	**0**	**3**	**1**	**6**	**0**	**6**	**0**	**0**	**0**	**0**	**0**	**0**	**0**

MALIEK COLLINS' NFL POSTSEASON DEFENSIVE STATISTICS

				TACKLES								INTERCEPTIONS					FUMBLES				ST					MISC	
DATE	TEAM	GP	GS	TK	S	A	TFL	YDS	SK	YDS	QBH	NO	YDS	LG	TD	PD	FF	FR	TD	YDS	TK	S	A	FF	FR	S	A
2016	Cowboys	1	1	0	0	0	0	0	0.0	0.0	1	0	0	0	0	0	0	0	0	0	0	0	0	0	0	0	0
2018	Cowboys	2	2	10	6	4	2	8	1.0	7.0	1	0	0	0	0	0	0	0	0	0	0	0	0	0	0	0	0
NFL TOTALS		**3**	**3**	**10**	**6**	**4**	**2**	**8**	**1.0**	**7.0**	**2**	**0**	**0**	**0**	**0**	**0**	**0**	**0**	**0**	**0**	**0**	**0**	**0**	**0**	**0**	**0**	**0**

SINGLE-GAME HIGHS: DEFENSIVE

Total Tackles 6 vs. Philadelphia Eagles, Oct 20, 2019
...1 more at 6.
Solo Tackles 5 vs. Tennessee Titans, Nov 05, 2018
Sacks 2.0 at Miami Dolphins, Nov 27, 2022
...2 more at 2.0.
Passes Defensed 1 at Tennessee Titans, Dec 24, 2022
...3 more at 1.
Forced Fumbles 1 vs. Tampa Bay Buccaneers, Dec 18, 2016
Fumble Recoveries 1 at Miami Dolphins, Nov 07, 2021
...5 more at 1.
Tackles For Loss 3 at Miami Dolphins, Nov 27, 2022
Interceptions 1 at Miami Dolphins, Nov 07, 2021
Longest Opponent's Fumble Return 6 at Denver Broncos, Sep 17, 2017

SINGLE-GAME HIGHS - POSTSEASON: DEFENSIVE

Total Tackles 3 at Los Angeles Rams, Jan 12, 2019
...1 more at 3.
Solo Tackles 3 at Los Angeles Rams, Jan 12, 2019
Sacks 1.0 vs. Seattle Seahawks, Jan 05, 2019
Tackles For Loss 1 at Los Angeles Rams, Jan 12, 2019

2022 GAME-BY-GAME REGULAR-SEASON STATISTICS (TEXANS)

				TACKLES								INTERCEPTIONS					FUMBLES				ST					MISC			
W	DATE	OPPONENT	P/S	TK	S	A	SK	YDS	TFL	YDS	QBH	NO	YDS	LG	TD	PD	FF	FR	TD	YDS	TK	S	A	FF	FR	S	A	W/L	SCORE
01	09/11	Colts	S	4	2	2	0.0	0.0	0	0	0	0	0	0	0	1	0	0	0	0	0	0	0	0	0	0	0	T	20-20
02	09/18	at Broncos	S	1	0	1	0.0	0.0	0	0	0	0	0	0	0	0	0	0	0	0	0	0	0	0	0	0	0	L	9-16
03	09/25	at Bears	S	1	1	0	0.0	0.0	1	1	1	0	0	0	0	0	0	0	0	0	0	0	0	0	0	0	0	L	20-23
04	10/02	Chargers	S	2	0	2	0.0	0.0	0	0	0	0	0	0	0	0	0	0	0	0	0	0	0	0	0	0	0	L	24-34
05	10/09	at Jaguars	S	3	2	1	0.0	0.0	1	0	1	0	0	0	0	0	0	0	0	0	0	0	0	0	0	0	0	W	13-6
07	10/23	at Raiders	S	1	1	0	0.0	0.0	0	0	1	0	0	0	0	0	0	0	0	0	0	0	0	0	0	0	0	L	20-38
08	10/30	Titans											INACTIVE															L	10-17
09	11/03	Eagles											INACTIVE															L	17-29
10	11/13	at Giants	S	4	2	2	0.5	4.0	0	0	1	0	0	0	0	0	0	0	0	0	0	0	0	0	0	0	0	L	16-24
11	11/20	Commanders	S	2	1	1	0.0	0.0	0	0	1	0	0	0	0	0	0	0	0	0	0	0	0	0	0	0	0	L	10-23
12	11/27	at Dolphins	S	4	4	0	2.0	13.0	3	14	2	0	0	0	0	0	0	0	0	0	0	0	0	0	0	0	0	L	15-30
13	12/04	Browns	S	1	1	0	0.0	0.0	0	0	0	0	0	0	0	0	0	0	0	0	0	0	0	0	0	0	0	L	14-27
14	12/11	at Cowboys	S	4	4	0	0.0	0.0	1	3	0	0	0	0	0	0	0	0	0	0	0	0	0	0	0	0	0	L	23-27
15	12/18	Chiefs	S	5	4	1	0.0	0.0	1	3	0	0	0	0	0	0	0	0	0	0	0	0	0	0	0	0	0	L	24-30+
16	12/24	at Titans	S	3	3	0	0.0	0.0	2	1	1	0	0	0	0	1	0	0	0	0	0	0	0	0	0	0	0	W	19-14
17	01/01	Jaguars	S	1	1	0	0.0	0.0	0	0	1	0	0	0	0	0	0	0	0	0	0	0	0	0	0	0	0	L	3-31
2022 TOTALS			**14-14**	**36**	**26**	**10**	**2.5**	**17.0**	**9**	**22**	**9**	**0**	**0**	**0**	**0**	**2**	**0**	**0**	**0**	**0**	**0**	**0**	**0**	**0**	**0**	**0**	**0**	**2-13-1**	

+ - Overtime

BRANDIN COOKS

13

WIDE RECEIVER

Ht: 5-10 **Wt:** 183
DOB: 9/25/1993 **College:** Oregon State
Texans Season: 3 **NFL Season:** 9
Acquired: T-'20 (LAR)

TRANSACTIONS: Selected by the New Orleans Saints in the first round (20th overall) of the 2014 NFL Draft…Traded to the New England Patriots on March 10, 2017…Traded to the Los Angeles Rams on April 5, 2018…Traded to the Houston Texans on April 10, 2020...Placed on the Reserve/COVID-19 List on Dec. 22, 2021...Activated from the Reserve/COVID-19 List on Dec. 29, 2021...Signed a contract extension with the Texans on April 14, 2022.

CAREER:

- Ninth-year receiver who has played in 131 career games (119 starts) with the Saints, Patriots, Rams and Texans, totaling 8,510 receiving yards and 48 touchdowns on 621 catches (13.6 avg.). Also owns 309 rushing yards and two rushing touchdowns on 50 carries (6.2 avg.)
- Became the 10th player to record 8,000 receiving yards before the age of 29, the first in NFL history to do it with playing for at least four different teams
- Has reached 1,000 receiving yards in six seasons since entering the league in 2014, tied for the second-most 1,000-yards-plus seasons in the NFL during that span
- Started all six postseason contests in his career, including back-to-back Super Bowl appearances (LII, LIII). Led the Rams in Super Bowl LIII with 120 receiving yards
- One of only eight players in NFL history to record at least three seasons of 1,000-plus receiving yards and seven touchdowns before turning 25 (Randy Moss, Lance Alworth, John Jefferson, Odell Beckham Jr., Mike Evans, Larry Fitzgerald and A.J. Green)
- Became the first player in NFL history to record three consecutive 1,000-yard seasons on three different teams (New Orleans, New England, L.A. Rams)
- Joined Brandon Marshall as the only players in NFL history to record at least 1,000 receiving yards in a season with four different teams
- Owns a 13.6 yards-per-reception average since entering the league in 2014, the fourth-highest mark in the NFL over that span (min. 500 receptions)
- Ranks fifth in the NFL in receptions of 25-or-more yards since entering the league in 2014 with 78, including eight in 2018, two in 2019, 12 in 2020, seven in 2021 and one in 2022
- One of six players in the NFL to average at least 10.0 yards per reception in each season since 2014 (min. 40 receptions)
- Reached 1,000 receiving yards for the sixth time of his career in 2021, joining Andre Johnson and DeAndre Hopkins as the only Texans to record consecutive seasons with 1,000 receiving yards

2022 (Houston 12/12):

- Has a team-high 52 receptions and 593 receiving yards (11.4 avg.) in 2022
- Caught a team-high seven passes for 82 yards (11.7 avg.) vs. Indianapolis in Week 1 (9/11)
- Hauled in four passes for 54 yards which helped him surpass the 8,000 career receiving yard mark at Denver (9/18)
- Caught his first touchdown pass of the season vs. Los Angeles (10/2) in addition to catching seven passes for 57 yards (8.1 avg.)
- Had his second-best receiving game vs. Tennessee (10/30), catching four passes for 74 yards
- Recorded his 50th career touchdown at Tennessee (12/24) on a pass from QB Davis Mills

2021 (Houston 16/16):

- Started all 16 games he played in and totaled a career-high 90 receptions for 1,037 yards (11.5 avg.) and six receiving touchdowns, finishing as the team leader in receptions, receiving yards and receiving touchdowns
- Tallied five receptions for 132 yards (26.4 avg.) in the season opener vs. Jacksonville (9/12). Posted 128 receiving yards in the first half, the fifth-highest first-half total in Texans history and the highest first-half total of his career. Reached 30 career receptions of 40-plus yards
- Led the team in receptions (nine) and receiving yards (78) with a long of 22 yards and a touchdown at Cleveland (9/19)
- Posted nine receptions for 112 yards (12.4 avg.) vs. Carolina (9/23)
- Paced the Texans in catches (nine) and receiving yards (89) at Indianapolis (10/17)
- Led the team with six receptions for 83 yards (13.8 avg.) and a touchdown vs. the L.A. Rams (10/31). Caught a 45-yard touchdown pass from QB Davis Mills, his longest touchdown reception of the season
- Led the team with 45 receiving yards on three receptions vs. the N.Y. Jets (11/28). Caught a 40-yard touchdown pass from QB Tyrod Taylor, marking his 75th reception of 25-plus yards since entering the NFL in 2014

- Recorded 101 receiving yards on eight receptions (12.6 avg.) vs. Seattle (12/12)
- Led the team with seven receptions for 102 yards (14.6 avg.) at Jacksonville (12/19), his fourth game of the season with 100-plus receiving yards. Tied a career high with two receiving touchdowns, his eighth career multi-score game
- Paced the Texans with 66 receiving yards on seven receptions (9.4 avg.) and a touchdown at San Francisco (1/2/22). Eclipsed 1,000 yards on the season for the sixth time in his career, becoming the third Texans player to record consecutive seasons with 1,000 receiving yards

2020 (Houston 15/15):

- Started 15 games in his first season with the Texans and became the third player in franchise history with at least 1,000 receiving yards in a single season
- Caught two passes for 20 yards (10.0 avg.) in his first game with the franchise at Kansas City (9/10)
- Totaled five receptions for 95 yards (19.0 avg.) vs. Baltimore (9/20), which was the most receiving yards in a game for him since Week 3 of the 2019 season at Cleveland (112)
- Finished with eight receptions for 161 yards (20.1 avg.) and one touchdown vs. Jacksonville (10/11), which was his first 100-yard receiving game as a member of the Texans and the 16th of his NFL career
- Finished with nine receptions for 68 yards (7.6 avg.) and one touchdown at Tennessee (10/18), which tied for the third-most receptions in a game in his career and the most since Week 10 of 2018 (10) when he was a member of the L.A. Rams
- Finished with three receptions for 83 yards (27.7 avg.), including a 57-yard touchdown pass at Jacksonville (11/8). He became the ninth player in NFL history with a 50-plus yard reception in each of his first seven seasons
- Finished with four receptions for 85 yards (21.3 avg.), including a long of 44 yards vs. New England (11/22)
- Logged five receptions for 85 yards (17.0 avg.) at Detroit (11/26) and recorded consecutive games with at least 80 receiving yards for the first time since Weeks 10-11 of 2018
- Totaled six receptions for 59 yards (9.8 avg.) at Indianapolis (12/20)
- Recorded seven receptions for 141 yards (20.1 avg.), including a game-long 50-yard reception vs. Cincinnati (12/27), which marked his second 100-yard receiving game of the season
- Posted a career-high 11 receptions and a season-high 166 receiving yards (15.1 avg.) while adding two touchdowns vs. Tennessee (1/3/21)

2019 (L.A. Rams 14/14):

- Played in 14 games (14 starts) and finished the season with 42 receptions for 583 yards (13.9 avg.) and two touchdowns. Added six carries for 52 yards (8.7 avg.)
- Notched a season-long 57-yard reception on the opening drive vs. New Orleans (9/15) and finished with 74 yards and one touchdown on three receptions (24.7 avg.)
- Logged his first 100-yard performance of the season at Cleveland (9/22) with a season-high 112 yards on eight catches (14.0 avg.) with one touchdown

2018 (L.A. Rams 16/16, 3/3):

- Started all 16 games in his first season with the Rams and finished with a career-best 1,204 receiving yards, his fourth-consecutive season with 1,000-plus receiving yards
- Recorded five receiving touchdowns on the season and added 68 yards and one touchdown on 10 carries (6.8 avg.)
- Logged five games of 100-or-more receiving yards, including three-consecutive 100-yard performances from Weeks 9-11, which is tied for the sixth-longest streak in franchise history
- Led the team in receptions (seven) and receiving yards (159) vs. Arizona (9/16)
- Registered a team-best 114 yards receiving on six receptions (19.0 avg.) at New Orleans (11/4), his third 100-yard performance of the season

2017 (New England 16/15, 3/3):

- Played in all 16 games (15 starts) and totaled 65 receptions for 1,082 yards (16.6 avg.) and seven touchdowns. Added 40-yards rushing on nine attempts (4.4 avg.)
- His single-season career-high average of 16.6 yards per reception ranked fourth in the NFL among receivers with at least 50 receptions
- Started in all three postseason contests including Super Bowl LII and registered 10 receptions for 155 yards (15.5 avg.)
- Joined WR Antonio Brown as the only wide receivers with at least 1,000 receiving yards and seven touchdowns in each season from 2015-17
- Led the team in receiving with 131 yards and two touchdowns on five catches (26.2 avg.) vs. Houston (9/24)
- Registered six catches for a season-high 149 yards (24.8 avg.) and a touchdown against Oakland in Mexico City (11/19)
- Led the team in receiving vs. Miami (11/26) with 83 yards on six receptions (13.8 avg.), including a five-yard touchdown
- Tallied six catches for 100 yards (16.7 avg.) in the AFC Championship Game vs. Jacksonville (1/21/18)

2016 (New Orleans 16/12):

- Appeared in all 16 games (12 starts) and recorded 78 catches for 1,173 yards (15.0 avg.) and eight touchdown receptions, notching his second-consecutive season of at least 1,000 yards. Added six rushing attempts for 30 yards (5.0 avg.) and fielded one punt return for two yards
- Caught six passes for 143 yards (23.8 avg.) and two touchdowns vs. Oakland (9/11), including a career-long 98-yard touchdown grab
- Pulled in seven passes for a season-high 173 yards (24.7 avg.) and one touchdown vs. Carolina (10/16), including an 87-yard touchdown grab. Became the first player in NFL history to have two touchdown receptions of 85-plus yards in his team's first five games
- Notched a career-high 186 receiving yards and added two touchdowns on seven receptions (26.6 avg.) at Arizona (12/8)

2015 (New Orleans 16/12):

- Played in all 16 games (12 starts) and led the Saints in receptions (84) receiving yards (1,138) and receiving touchdowns (nine). Added eight carries for 18 yards and returned two punts for 12 yards
- His 84 receptions on the season were the most by a Saints receiver since 2010

- Notched his first career 100-yard game, pulling in five passes for 107 yards (21.4 avg.) at Philadelphia (10/11)
- Established a single-game career high in receptions with 10 catches for a season-high 124 yards (12.4 avg.) and one touchdown vs. Detroit (12/21)
- Notched a second-consecutive 100-yard performance and a season-high 24.6 yards per reception, pulling in five catches for 123 yards vs. Jacksonville (12/27)

2014 (New Orleans 10/7):

- Played in 10 games (six starts) as a rookie and finished with 53 receptions for 550 yards (10.4 avg.) and three touchdowns. Added seven carries for 73 yards (10.4 avg.) and one touchdown, 10 punt returns for 35 yards (3.5 avg.) and one kickoff return for 12 yards
- Made his NFL debut vs. Atlanta (9/7) and caught seven passes for 77 yards (11.0 avg.) and a touchdown, while adding one carry for 18 yards. His seven receptions tied the most by a Saints rookie in their debut
- Registered a season-high 94 receiving yards and one touchdown on six catches (15.7 avg.) vs. Green Bay (10/6)

COLLEGE:

- Played three seasons (2011-13) at Oregon State University in Beaverton, Ore., where he played in 38 career games (29 starts) before declaring for the NFL Draft after his junior season
- Amassed a career total of 3,863 all-purpose yards, consisting of 3,272 receiving yards and 24 touchdowns on 226 receptions, 340 rushing yards on 61 carries, 72 yards on 12 punt returns and 179 yards on eight kickoff returns
- In his final season in 2013, won the Biletnikoff Award was named a consensus first-team All-American and an All-Pac 12 selection after setting school and conference single-season receiving records with 128 receptions for 1,730 yards (13.5 avg.) and scoring a school-record 16 touchdowns. His 2,019 all-purpose yards ranked second in school history

PERSONAL:

- Attended Lincoln High School in Stockton, Calif., where he was a three-sport athlete, earning letters in football, track and basketball
- As a wide receiver, was a two-time Section Offensive Player of the Year, All-Area selection and team MVP, finishing with 1,525 all-purpose yards as a senior, including 66 receptions for 1,125 yards and 11 touchdowns

BRANDIN COOKS' NFL REGULAR SEASON RUSHING/RECEIVING STATISTICS

				RECEIVING					RUSHING				
DATE	TEAM	GP	GS	NO.	YDS.	AVG.	LG	TD	NO.	YDS.	AVG.	LG	TD
2014	Saints	10	7	53	550	10.4	50t	3	7	73	10.4	28	1
2015	Saints	16	12	84	1,138	13.5	71t	9	8	18	2.3	11	0
2016	Saints	16	12	78	1,173	15.0	98t	8	6	30	5.0	11	0
2017	Patriots	16	15	65	1,082	16.6	64t	7	9	40	4.4	13	0
2018	Rams	16	16	80	1,204	15.1	57	5	10	68	6.8	17	1
2019	Rams	14	14	42	583	13.9	57	2	6	52	8.7	27	0
2020	Texans	15	15	81	1,150	14.2	57t	6	0	0	0.0	0	0
2021	Texans	16	16	90	1,037	11.5	52	6	2	21	10.5	16	0
2022	Texans	12	12	52	593	11.4	44	2	2	7	3.5	5	0
NFL TOTALS		**131**	**119**	**625**	**8,510**	**13.6**	**98T**	**48**	**50**	**309**	**6.2**	**28**	**2**

BRANDIN COOKS' NFL POSTSEASON RUSHING/RECEIVING STATISTICS

				RECEIVING					RUSHING				
DATE	TEAM	GP	GS	NO.	YDS.	AVG.	LG	TD	NO.	YDS.	AVG.	LG	TD
2017	Patriots	3	3	10	155	15.5	31	0	1	1	1.0	1	0
2018	Rams	3	3	19	292	15.4	36	0	1	5	5.0	5	0
NFL TOTALS		**6**	**6**	**29**	**447**	**15.4**	**36**	**0**	**2**	**6**	**3.0**	**5**	**0**

BRANDIN COOKS' NFL REGULAR SEASON RETURN STATISTICS

		KICKOFF RETURNS					PUNT RETURNS					
DATE	TEAM	RET.	YDS.	AVG.	LG	TD	NO.	FC	YDS.	AVG.	LG	TD
2014	Saints	1	12	12.0	12	0	10	15	35	3.5	15	0
2015	Saints	0	0	0.0	0	0	2	0	12	6.0	6	0
2016	Saints	1	10	10.0	10	0	1	0	2	2.0	2	0
2017	Patriots	0	0	0.0	0	0	0	0	0	0.0	0	0
2018	Rams	0	0	0.0	0	0	0	0	0	0.0	0	0
2019	Rams	0	0	0.0	0	0	0	0	0	0.0	0	0
2020	Texans	0	0	0.0	0	0	0	0	0	0.0	0	0
2021	Texans	0	0	0.0	0	0	0	0	0	0.0	0	0
2022	Texans	0	0	0.0	0	0	0	0	0	0.0	0	0
NFL TOTALS		**2**	**22**	**11.0**	**12**	**0**	**13**	**15**	**49**	**3.8**	**15**	**0**

SINGLE-GAME HIGHS: RUSHING/RECEIVING

Rush Attempts 4 vs. Jacksonville Jaguars, Dec 27, 2015
Rushing Yards 31 at Cleveland Browns, Sep 14, 2014
Longest Runs 28 at Cleveland Browns, Sep 14, 2014
Rushing TDs 1 vs. Seattle Seahawks, Nov 11, 2018
...1 more at 1.
Receptions 11 vs. Tennessee Titans, Jan 03, 2021
Receiving Yards 186 at Arizona Cardinals, Dec 18, 2016
Receiving Average 32.7 vs. Denver Broncos, Nov 13, 2016
Longest Receptions 98t vs. Oakland Raiders, Sep 11, 2016
Receiving TDs 2 at Jacksonville Jaguars, Dec 19, 2021
...7 more at 2.
All-Purpose Yards 186 at Arizona Cardinals, Dec 18, 2016

Kickoff Returns 1 vs. Tampa Bay Buccaneers, Dec 24, 2016
...1 more at 1.
Kickoff Return Yards 12 vs. Tampa Bay Buccaneers, Oct 05, 2014
Longest Kickoff Return 12 vs. Tampa Bay Buccaneers, Oct 05, 2014
Fair Catches 4 at Carolina Panthers, Oct 30, 2014
Punt Return Yards 15 at Detroit Lions, Oct 19, 2014
...1 more at 15.
Longest Punt Return 15 at Detroit Lions, Oct 19, 2014
Punt Returns 2 vs. Detroit Lions, Dec 21, 2015
...2 more at 2.
Most TDs 2 at Jacksonville Jaguars, Dec 19, 2021
...8 more at 2.
Miscellaneous Tackles 2 vs. San Francisco 49ers, Nov 09, 2014

SINGLE-GAME HIGHS - POSTSEASON: RUSHING/RECEIVING

Rush Attempts 1 vs. Dallas Cowboys, Jan 12, 2019
...1 more at 1.
Rushing Yards 5 vs. Dallas Cowboys, Jan 12, 2019
Longest Runs 5 vs. Dallas Cowboys, Jan 12, 2019
Receptions 8 vs. New England Patriots, Feb 03, 2019
Receiving Yards 120 vs. New England Patriots, Feb 03, 2019
Receiving Average 16.7 vs. Jacksonville Jaguars, Jan 21, 2018
Longest Receptions 36 at New Orleans Saints, Jan 20, 2019
All-Purpose Yards 120 vs. New England Patriots, Feb 03, 2019
Miscellaneous Tackles 1 vs. New England Patriots, Feb 03, 2019

100-YARD RECEIVING GAMES (22): REGULAR SEASON

DATE	TEAM	NO.	YDS.	AVG.	LG	TD
10/11/15	at Eagles	5	107	21.4	46	1
12/06/15	PANTHERS	6	104	17.3	54t	1
12/21/15	LIONS	10	124	12.4	28	1
12/27/15	JAGUARS	5	123	24.6	71t	1
09/11/16	RAIDERS	6	143	23.8	98t	2
10/16/16	PANTHERS	7	173	24.7	87t	1
12/18/16	at Cardinals	7	186	26.6	65t	2
09/24/17	TEXANS	5	131	26.2	44	2
11/19/17	at Raiders	6	149	24.8	64t	1
09/16/18	CARDINALS	7	159	22.7	57	0
09/27/18	VIKINGS	7	116	16.6	47t	1
11/04/18	at Saints	6	114	19.0	48	1
11/11/18	SEAHAWKS	10	100	10.0	17	0
11/19/18	CHIEFS	8	107	13.4	30	0
09/22/19	at Browns	8	112	14.0	23	0
10/11/20	JAGUARS	8	161	20.1	36	1
12/27/20	BENGALS	7	141	20.1	50	1
01/03/21	TITANS	11	166	15.1	38t	2
09/12/21	JAGUARS	5	132	26.4	52	0
09/23/21	PANTHERS	9	112	12.4	30	0
12/12/21	SEAHAWKS	8	101	12.6	19	0
12/19/21	at Jaguars	7	102	14.6	43t	2

100-YARD RECEIVING GAMES (3): POSTSEASON

DATE	TEAM	NO.	YDS.	AVG.	LG	TD
01/21/18	JAGUARS	6	100	16.7	31	0
01/20/19	at Saints	7	107	15.3	36	0
02/03/19	PATRIOTS	8	120	15.0	24	0

2022 GAME-BY-GAME REGULAR-SEASON STATISTICS (TEXANS)

				RECEIVING					RUSHING						
W	DATE	OPPONENT	P/S	NO.	YDS.	AVG.	LG	TD	NO.	YDS.	AVG.	LG	TD	W/L/T	SCORE
01	09/11	Colts	S	7	82	11.7	42	0	0	0	0.0	0	0	T	20-20
02	09/18	at Broncos	S	4	54	13.5	25	0	0	0	0.0	0	0	L	9-16
03	09/25	at Bears	S	2	22	11.0	17	0	0	0	0.0	0	0	L	20-23
04	10/02	Chargers	S	7	57	8.1	20	1	0	0	0.0	0	0	L	24-34
05	10/09	at Jaguars	S	4	20	5.0	7	0	0	0	0.0	0	0	W	13-6
07	10/23	at Raiders	S	4	46	11.5	24	0	0	0	0.0	0	0	L	20-38
08	10/30	Titans	S	4	73	18.3	44	0	0	0	0.0	0	0	L	10-17
09	11/03	Eagles						INACTIVE						L	17-29
10	11/13	at Giants	S	4	37	9.3	25	0	1	5	5.0	5	0	L	16-24
11	11/20	Commanders	S	3	70	23.3	41	0	0	0	0.0	0	0	L	10-23
12	11/27	at Dolphins	S	5	59	11.8	39	0	1	2	2.0	2	0	L	15-30
13	12/04	Browns						INACTIVE						L	14-27
14	12/11	at Cowboys						INACTIVE						L	23-27
15	12/18	Chiefs						INACTIVE						L	24-30+
16	12/24	at Titans	S	4	34	8.5	16	1	0	0	0.0	0	0	W	19-14
17	01/01	Jaguars	S	4	39	9.8	17	0	0	0	0.0	0	0	L	3-31
2022 TOTALS			**12-12**	**52**	**593**	**11.4**	**44**	**2**	**2**	**7**	**3.5**	**5**	**0**	**2-13-1**	

+ - Overtime

AUSTIN DECULUS

76

OFFENSIVE LINEMAN

Ht: 6-5 **Wt:** 321
DOB: 3/12/1999 **College:** LSU
Texans Season: R **NFL Season:** R
Acquired: D6-'22

TRANSACTIONS: Selected by the Houston Texans in the sixth round (205th overall) of the 2022 NFL Draft.

2022 (Houston 4/0)

- Made the 53-man roster but was inactive for Week 1 of the NFL season
- Active for the first time in his career but did not play at Denver (9/18)
- Played in the first game of his career at Dallas (12/11), seeing time on special teams

COLLEGE:

- Played five seasons (2017-21) at LSU in Baton Rouge, La., where he played in more games than any player in school history (61) with 46 starts

2021 (LSU):

- Started 12 games at right tackle and played 829 snaps in his fifth year that was granted due to COVID-19
- Did not miss a single snap in SEC-play
- Helped pave the way for a record-setting 287-yard rushing performance vs. Florida (10/16)
- Played a season-high 86 snaps vs. Arkansas (11/13)
- Played 74 snaps in the win vs. Texas A&M on Senior Night (11/27), helping the Tigers become bowl eligible

2020 (LSU):

- Started all 10 games at right tackle, playing every offensive snap in seven games
- Named to the 2020 SEC Academic Honor Roll
- Blocked for a 276-yard rushing effort vs. South Carolina (10/24)
- Helped the Tigers rack up a season-high 593 yards of total offense and allowed only 1.0 sack on 51 passing attempts vs. Ole Miss (12/19)

2019 (LSU):

- Played and started in 13 games during LSU's national championship season, all at right tackle, when he was named the team's most improved offensive lineman
- Was a part of the offensive line that was named the Joe Moore Award winner as the top unit in the nation
- Helped pave the way for 1,000-yard rusher RB Clyde Edwards-Helaire and Heisman Trophy Award winner QB Joe Burrow
- Was a key member of the offensive line that helped the Tigers to 500-plus yards of total offense vs. Texas A&M (11/30)
- Blocked for LSU as the team put up 37 points and 450-plus yards of total offense vs. Georgia in the SEC Championship Game (12/7)
- Assisted the LSU offense as it racked up 692 yards of total offense and allowed just 1.0 sack in the CFP Semifinal vs. Oklahoma (12/28)
- Played all 81 offensive snaps in the CFP National Championship vs. Clemson (1/13/20)

2018 (LSU):

- Was a starter at right tackle for LSU's final 11 games, appearing in 13 total games with 827 snaps
- Made his first career start at left tackle vs. Southeastern Louisiana (9/9)
- Shifted to right tackle the following week at Auburn (9/15), where he remained for the rest of the season
- Played every offensive snap in six consecutive games beginning with the win vs. Southeastern Louisiana and continued through the victory vs. Georgia (10/13)
- Played all 86 offensive snaps vs. UCF in the Fiesta Bowl (1/1/19)

2017 (LSU):

- Played in all 13 games on special teams and saw action on the offensive line in two games as a true freshman
- Played extensively on the road at Florida (10/7) following two injuries to linemen in the game

PERSONAL:

- Attended Cy-Fair High School in Cypress, Texas, where he was an honorable mention 6A All-State selection in 2016
- Regarded as the nation's 14th-best overall prospect and the No. 5 offensive tackle by ESPN
- Ranked as the No. 3 prospect in Texas by ESPN
- A member of the VYPE/Houston Chronicle Greater Houston first team
- Participated in the 2016 Under Armour All-America Game

AUSTIN DECULUS' NFL REGULAR SEASON STATISTICS

DATE	TEAM	GP	GS
2022	Texans	4	0
NFL TOTALS		**4**	**0**

2022 GAME-BY-GAME REGULAR-SEASON STATISTICS (TEXANS)

W	DATE	OPPONENT	P/S		W/L/T	SCORE
01	09/11	Colts		INACTIVE	T	20-20
02	09/18	at Broncos		DID NOT PLAY	L	9-16
03	09/25	at Bears		INACTIVE	L	20-23
04	10/02	Chargers		INACTIVE	L	24-34
05	10/09	at Jaguars		INACTIVE	W	13-6
07	10/23	at Raiders		INACTIVE	L	20-38
08	10/30	Titans		INACTIVE	L	10-17
09	11/03	Eagles		INACTIVE	L	17-29
10	11/13	at Giants		INACTIVE	L	16-24
11	11/20	Commanders		INACTIVE	L	10-23
12	11/27	at Dolphins		INACTIVE	L	15-30
13	12/04	Browns		INACTIVE	L	14-27
14	12/11	at Cowboys	P		L	23-27
15	12/18	Chiefs	P		L	24-30+
16	12/24	at Titans	P		W	19-14
17	01/01	Jaguars	P		L	3-31
2022 TOTALS			**4-0**		**2-13-1**	

+ - Overtime

PHILLIP DORSETT

4

WIDE RECEIVER

Ht: 5-10 **Wt:** 192
DOB: 1/5/1993 **College:** Miami (Fla.)
Texans Season: 2 **NFL Season:** 8
Acquired: FA-'21

TRANSACTIONS: Selected by the Indianapolis Colts in the first round (29th overall) of the 2015 NFL Draft...Traded to the New England Patriots on Sept. 2, 2017...Signed an extension with the Patriots on March 19, 2019...Signed with the Seattle Seahawks as an unrestricted free agent on March 30, 2020...Placed on the Reserve/Injured List on Sept. 22, 2020...Signed with the Jacksonville Jaguars as an unrestricted free agent on March 22, 2021...Released by the Jaguars on Aug. 31, 2021...Signed to the Jaguars practice squad on Sept. 1, 2021...Elevated to the Jaguars active roster on Sept. 25, 2021...Reverted back to the Jaguars practice squad on Sept. 27, 2021...Released by the Jaguars on Sept. 28, 2021...Signed to the Seahawks practice squad on Sept. 29, 2021...Elevated to the Seahawks active roster on Oct. 7, 2021...Reverted back to the Seahawks practice squad on Oct. 8, 2021...Elevated to the Seahawks active roster on Oct. 16, 2021...Reverted back to the Seahawks practice squad on Oct. 18, 2021...Released from the Seahawks practice squad on Nov. 30, 2021...Signed to the Houston Texans practice squad on Dec. 4, 2021...Signed to the Texans active roster on Dec. 11, 2021...Placed on the Reserve/Injured List on Dec. 29, 2021.

2022 (Houston 15/4):

- Has caught 20 passes for 257 yards (12.9 avg.) and one touchdown in 2022
- Inactive for the Week 2 game at Denver (9/18)
- Caught two passes for 45 yards (22.5 avg.) and a touchdown at Las Vegas (10/23), his first touchdown reception since Week 11 in 2019
- Hauled in three passes for 69 yards (23.0 avg.) vs. Philadelphia (11/3), the third-most receiving yard output of his career
- Logged three receptions for 45 yards (15.0 avg.) at Tennessee (12/24)

2021 (Jacksonville 1/0; Seattle 2/0; Houston 3/0):

- Played in six total contests between the Jaguars, Seahawks and Texans, recording seven catches for 110 yards (15.7 avg.) on the season, including six catches for 107 yards (17.8 avg.) in three games as a Texan prior to being placed on the Reserve/Injured List due to a leg injury
- Caught his first pass of the season for a three-yard gain at Pittsburgh (10/17), his first reception as a Seahawk
- Made his Texans debut vs. Seattle (12/12), recording one reception for nine yards and a rushing attempt
- Finished second on the Texans with 43 receiving yards on two receptions (21.5 avg.) at Jacksonville (12/19)
- Tallied a season-high 55 receiving yards on three catches (18.3 avg.) vs. the L.A. Chargers (12/26)

2019 (New England 14/4, 1/1):

- Totaled 29 receptions for 397 yards (13.7 avg.) and five touchdowns along with three rushes for 21 yards (7.0 avg.) on the season
- Logged a season-high 95 receiving yards on four receptions (23.8 avg.) and two touchdowns in the opener vs. Pittsburgh (9/8)
- Notched a season-high six catches for 53 yards (8.8 avg.) and a touchdown vs. the N.Y. Jets (9/23)
- Recorded three receptions for 46 yards (15.3 avg.) and a touchdown at the N.Y. Jets (10/21)

2018 (New England 16/2, 3/0):

- Logged 32 receptions for 290 yards (9.1 avg.) and three touchdowns in addition to four carries for 29 yards (7.3 avg.) on the season
- Recorded a season-high seven receptions for 66 yards (9.4 avg.) and scored a touchdown in the opener vs. Houston (9/9)
- Caught four passes for 55 yards (13.8 avg.) and a touchdown vs. Miami (9/30)
- Scored his third touchdown of the season vs. the N.Y. Jets (12/30), tallying five receptions for 34 yards (6.8 avg.)
- Tallied four receptions for 41 yards (10.3 avg.) and a touchdown in the Divisional Round game vs. the L.A. Chargers (1/13/19)
- Caught a 29-yard touchdown pass in the AFC Championship at Kansas City (1/20/19)

2017 (New England 15/2, 2/0):

- Recorded 12 receptions for 194 yards for a career-high 16.2 yards per reception on the season
- Caught three passes for a season-high 68 yards (22.7 avg.) at New Orleans (9/17)
- Notched a season-long 39-yard reception vs. Miami (11/26)

2016 (Indianapolis 15/7):

- Started a career-high seven games and tallied a career high in receiving yards (528) on 33 receptions (16.0 avg.), scoring two touchdowns on the season
- Caught four passes for 94 yards (23.5 avg.) in the opener

vs. Detroit (9/11)
- Notched a career-long 64-yard touchdown pass at Jacksonville (10/2)
- Hauled in a 50-yard touchdown pass at Minnesota (12/18)

2015 (Indianapolis 11/0):
- Posted 18 receptions for 225 yards (12.5 avg.) and one touchdown as a rookie
- Logged a season-high 45 receiving yards on two catches (22.5 avg.) in his first career game at Buffalo (9/13)
- Notched two receptions for 43 yards (21.5 avg.) and his first career touchdown at Tennessee (9/27)

COLLEGE:
- Played four seasons at the University of Miami (2011-14) in Miami, Fla., recording 121 receptions for 2,132 yards (17.6 avg.) and 17 touchdowns
- Totaled a career-high 871 receiving yards on 36 receptions (24.2 avg.), scoring 10 touchdowns as a senior in 2014
- Logged 13 receptions for 272 yards (20.9 avg.) and two touchdowns as a junior in 2013
- Posted a career-high 58 receptions for 842 yards (14.5 avg.) and four touchdowns, earning Third Team All-ACC recognition by Phil Steele as a sophomore in 2012
- Notched 14 receptions for 147 yards (10.5 avg.) and a touchdown as a true freshman in 2011

PERSONAL:
- Attended St. Thomas Aquinas High School in Fort Lauderdale, Fla., where he was a two-sport star in football and track
- As a senior, tallied 35 receptions for 806 yards and 12 touchdowns in an undefeated season, winning the Florida 5A state football championship as well as finishing first in the Powerade Fab 50 ESPN Rise national poll
- As a senior in track, placed second in the 100 meters (10.51 s) and third in the 200 meters (21.26 s) at the 2011 FHSAA District Meet

PHILLIP DORSETT'S NFL REGULAR SEASON RUSHING/RECEIVING STATISTICS

				RECEIVING					RUSHING				
DATE	TEAM	GP	GS	NO.	YDS.	AVG.	LG	TD	NO.	YDS.	AVG.	LG	TD
2015	Colts	11	0	18	225	12.5	35t	1	3	17	5.7	11	0
2016	Colts	15	7	33	528	16.0	64t	2	2	10	5.0	7	0
2017	Patriots	15	2	12	194	16.2	39	0	1	7	7.0	7	0
Went from **New England** to **Indianapolis**.													
2017	Colts	0	0	0	0	0.0	0	0	0	0	0.0	0	0
2017	TOTAL	15	2	12	194	16.2	39	0	1	7	7.0	7	0
2018	Patriots	16	2	32	290	9.1	20	3	4	29	7.3	17	0
2019	Patriots	14	4	29	397	13.7	58t	5	3	21	7.0	9	0
2020	Seahawks	0	0	0	0	0.0	0	0	0	0	0.0	0	0
2021	Jaguars	1	0	0	0	0.0	0	0	0	0	0.0	0	0
Went from **Jacksonville** to **Seattle**.													
2021	Seahawks	2	0	1	3	3.0	3	0	0	0	0.0	0	0
Went from **Seattle** to **Houston**.													
2021	Texans	3	0	6	107	17.8	36	0	1	0	0.0	0	0
2021	TOTAL	6	0	7	110	15.7	36	0	1	0	0.0	0	0
2022	Texans	15	4	20	257	12.9	34	1	0	0	0.0	0	0
NFL TOTALS		**92**	**19**	**151**	**2,001**	**13.3**	**64T**	**12**	**14**	**84**	**6.0**	**17**	**0**

PHILLIP DORSETT'S NFL POSTSEASON RUSHING/RECEIVING STATISTICS

				RECEIVING					RUSHING				
DATE	TEAM	GP	GS	NO.	YDS.	AVG.	LG	TD	NO.	YDS.	AVG.	LG	TD
2017	Patriots	2	0	2	50	25.0	31	0	0	0	0.0	0	0
2018	Patriots	3	0	5	70	14.0	29t	2	0	0	0.0	0	0
2019	Patriots	1	1	1	6	6.0	6	0	0	0	0.0	0	0
2020	Seahawks	0	0	0	0	0.0	0	0	0	0	0.0	0	0
NFL TOTALS		**6**	**1**	**8**	**126**	**15.8**	**31**	**2**	**0**	**0**	**0.0**	**0**	**0**

SINGLE-GAME HIGHS: RUSHING/RECEIVING

Rush Attempts	2 vs. New York Jets, Sep 22, 2019
	...2 more at 2.
Rushing Yards	16 vs. New York Jets, Dec 30, 2018
Longest Runs	17 vs. Buffalo Bills, Dec 23, 2018
Receptions	7 vs. Houston Texans, Sep 09, 2018
Receiving Yards	95 vs. Pittsburgh Steelers, Sep 08, 2019
Receiving Average	23.8 vs. Pittsburgh Steelers, Sep 08, 2019
Longest Receptions	64t at Jacksonville Jaguars, Oct 02, 2016
Receiving TDs	2 vs. Pittsburgh Steelers, Sep 08, 2019
All-Purpose Yards	95 vs. Pittsburgh Steelers, Sep 08, 2019
Kickoff Returns	1 vs. Jacksonville Jaguars, Oct 04, 2015
Kickoff Return Yards	12 vs. Jacksonville Jaguars, Oct 04, 2015
Longest Kickoff Return	12 vs. Jacksonville Jaguars, Oct 04, 2015
Fair Catches	1 vs. Kansas City Chiefs, Oct 30, 2016
	...1 more at 1.
Punt Return Yards	1 at Buffalo Bills, Sep 13, 2015
Longest Punt Return	1 at Buffalo Bills, Sep 13, 2015
Punt Returns	2 at Buffalo Bills, Sep 13, 2015
Most TDs	2 vs. Pittsburgh Steelers, Sep 08, 2019
Miscellaneous Tackles	1 vs. Miami Dolphins, Sep 30, 2018
	...3 more at 1.

SINGLE-GAME HIGHS - POSTSEASON: RECEIVING

Receptions	4 vs. Los Angeles Chargers, Jan 13, 2019
Receiving Yards	41 vs. Los Angeles Chargers, Jan 13, 2019
Receiving Average	10.3 vs. Los Angeles Chargers, Jan 13, 2019
Longest Receptions	31 vs. Jacksonville Jaguars, Jan 21, 2018
Receiving TDs	1 at Kansas City Chiefs, Jan 20, 2019
	...1 more at 1.
All-Purpose Yards	41 vs. Los Angeles Chargers, Jan 13, 2019
Most TDs	1 at Kansas City Chiefs, Jan 20, 2019
	...1 more at 1.

2022 GAME-BY-GAME REGULAR-SEASON STATISTICS (TEXANS)

				RECEIVING					RUSHING						
W	DATE	OPPONENT	P/S	NO.	YDS.	AVG.	LG	TD	NO.	YDS.	AVG.	LG	TD	W/L/T	SCORE
01	09/11	Colts	P	0	0	0.0	0	0	0	0	0.0	0	0	T	20-20
02	09/18	at Broncos						INACTIVE						L	9-16
03	09/25	at Bears	P	1	15	15.0	15	0	0	0	0.0	0	0	L	20-23
04	10/02	Chargers	P	0	0	0.0	0	0	0	0	0.0	0	0	L	24-34
05	10/09	at Jaguars	P	0	0	0.0	0	0	0	0	0.0	0	0	W	13-6
07	10/23	at Raiders	P	2	45	22.5	25t	1	0	0	0.0	0	0	L	20-38
08	10/30	Titans	S	1	6	6.0	6	0	0	0	0.0	0	0	L	10-17
09	11/03	Eagles	S	3	69	23.0	34	0	0	0	0.0	0	0	L	17-29
10	11/13	at Giants	P	2	22	11.0	18	0	0	0	0.0	0	0	L	16-24
11	11/20	Commanders	P	0	0	0.0	0	0	0	0	0.0	0	0	L	10-23
12	11/27	at Dolphins	P	1	5	5.0	5	0	0	0	0.0	0	0	L	15-30
13	12/04	Browns	S	2	18	9.0	11	0	0	0	0.0	0	0	L	14-27
14	12/11	at Cowboys	S	2	18	9.0	9	0	0	0	0.0	0	0	L	23-27
15	12/18	Chiefs	P	0	0	0.0	0	0	0	0	0.0	0	0	L	24-30+
16	12/24	at Titans	P	3	45	15.0	20	0	0	0	0.0	0	0	W	19-14
17	01/01	Jaguars	P	3	14	4.7	7	0	0	0	0.0	0	0	L	3-31
2022 TOTALS			**15-4**	**20**	**257**	**12.9**	**34**	**1**	**0**	**0**	**0.0**	**0**	**0**	**2-13-1**	

+ - Overtime

JEFF DRISKEL

6

QUARTERBACK

Ht: 6-4 **Wt:** 235
DOB: 4/23/1993 **College:** Louisiana Tech
Texans Season: 2 **NFL Season:** 7
Acquired: FA-'21

TRANSACTIONS: Selected by the San Francisco 49ers with the 32nd pick of the sixth round (207th overall) of the 2016 NFL Draft…Waived by the 49ers on Sept. 3, 2016…Claimed off of waivers by the Cincinnati Bengals on Sept. 4, 2016…Waived by the Bengals on Sept. 11, 2019…Signed by the Detroit Lions as a free agent on March 18, 2020…Signed by the Denver Broncos as an unrestricted free agent on March 18, 2020…Waived by the Broncos on May 3, 2021…Signed by the Houston Texans as a free agent on May 20, 2021...Released by the Texans on Aug. 31, 2021...Signed to the Texans practice squad on Sept. 1, 2021...Elevated to the Texans active roster on Sept. 23, 2021...Reverted back to the Texans practice squad on Sept. 24, 2021...Elevated to the Texans active roster on Oct. 2, 2021...Reverted back to the Texans practice squad on Oct. 4, 2021...Elevated to the Texans active roster on Oct. 9, 2021...Reverted back to the Texans practice squad on Oct. 11, 2021...Signed to the active roster from the practice squad on Oct. 16, 2021...Placed on the Reserve/Injured List on Dec. 22, 2021...Placed on the Reserve/COVID-19 List from the Reserve/Injured List on Jan. 6, 2022...Re-signed with the Texans on March 18, 2022...Released by the Texans on on Aug. 30, 2022...Added to the Texans practice squad on Aug. 31, 2022...Elevated from the practice squad to the active roster on Sept. 10, 2022...Elevated from the practice squad to the active roster on Sept. 17, 2022...Elevated from the practice squad to the actice roster on Dec. 10, 2022...Signed to the active roster on Dec. 17, 2022.

2022 (Houston 6/2):

- Is 12-for-18 for 95 yards and a touchdown while also rushing the ball 17 times for 68 yards (4.0 avg.) in 2022
- Was elevated from the practice squad to the active roster for gameday, carrying the ball one time for five yards vs. Indianapolis (9/11)
- Carried the ball one time for 10 yards at Denver (9/18) in Week 2
- Logged 32 snaps at Dallas (12/11), throwing the team's lone passing touchdown to WR Amari Rodgers while also rushing the ball seven times for 36 yards (5.1 avg.)

2021 (Houston 1/0):

- Made the switch from quarterback to tight end in Week 11 following the bye week
- Earned his first snaps of the season on special teams at Jacksonville (12/19)

2020 (Denver 3/1):

- Played in three games (one start) and posted 35-of-64 completions (54.7%), 432 passing yards, three touchdowns and two interceptions
- Came in during Week 2 at Pittsburgh (9/20) and completed 18-of-34 passes (52.9%) for 256 yards, two touchdowns and an interception
- Started his first game of the year in Week 3 vs. Tampa Bay (9/27), completing 17-of-30 passes (56.7%) for 176 yards, one touchdown and an interception

2019 (Detroit 3/3):

- Started three games for the Lions and completed 62-of-105 passes (59.0%) for 685 yards with four touchdowns and four interceptions before being placed on the Reserve/Injured list prior to Week 14
- Threw for 269 yards on 27-of-46 passes (58.7%), collecting one touchdown and one interception and rushed four times for 37 yards (7.4 avg.) in Week 10 at Chicago (11/10)
- Completed 15-of-26 passes (57.7%) for 209 yards and two touchdowns with a 109.3 passer rating and rushed eight times for 51 yards (6.4 avg.) and one touchdown in Week 11 vs. Dallas (11/17)
- Completed 20-of-33 passes (60.6%) for 207 yards, one touchdown and three interceptions and rushed nine times for 63 yards (7.0 avg.) in Week 12 at Washington (11/24)
- Placed on the Reserve/Injured list before Week 14

2018 (Cincinnati 9/5):

- Started five of his nine games played with Cincinnati, throwing for 1,003 yards with six touchdowns and two interceptions while completing 105-of-176 passes (59.7%)
- Was active but did not play in Cincinnati's first six contests
- Completed 17-of-29 pass attempts (58.6%) for 155 yards and one touchdown and also rushed three times for nine yards (3.0 avg.) and one touchdown in Week 12 vs. Cleveland (11/25)
- Notched 25-of-37 completions (67.6%) for 236 yards, one touchdown and one interception in Week 13 vs. Denver (12/2)
- Completed 18-of-27 passes (66.7%) for 170 yards and one touchdown and rushed twice for 12 yards (6.0 avg.) in Week 14 at the L.A. Chargers (12/9)
- Totaled 13-of-19 completions (68.4%) for 133 yards and two touchdowns for a 123.4 passer rating and rushed five times for 21 yards (4.2 avg.) in Week 16 at Cleveland

(12/23)

2017 (Cincinnati 0/0):

- Spent the entire season on the Reserve/Injured list

2016 (Cincinnati 0/0; San Francisco 0/0):

- Spent the offseason with the 49ers prior to being waived at the end of training camp
- Claimed off waivers by the Bengals and spent the entire season on the active roster but did not see game action

COLLEGE:

- Played one season (2015) at Louisiana Tech University in Ruston, La. after transferring from the University of Florida in Gainesville, Fla. where he played his first four seasons (2011-14)
- Named Conference USA Newcomer of the Year in his lone season (2015) at Louisiana Tech after throwing for 4,033 yards, which was the third-most in school history and 27 passing touchdowns
- Played in nine games and made six starts in his final season at Florida (2014), passing for 1,140 yards with nine touchdowns on the season while also totaling 180 rushing yards and four scores on the ground
- Started three games as a junior (2013) and totaled 477 yards, completing 42-of-63 (66.7%) before suffering a season-ending injury
- Started 12 games and completed 156-of-245 passes (63.7%) for 1,646 yards with 12 touchdowns and five interceptions in his second year (2012). Also ran 118 times for 408 yards (3.5 avg) with three touchdowns
- Saw action in five games as a true freshman (2011) and logged 16-of-34 completions (47.1%) for 148 yards

PERSONAL:

- Attended Oviedo (Fla.) High School
- Was named Maxwell Football Club National High School Player of the Year and Gatorade Florida Player of the Year in his senior year
- Mother, Mary, played volleyball at Air Force and brother, Jason, played football at Florida Atlantic
- Spent three years as a kid in Sasebo, Japan where he was nicknamed 'Godzilla' for his talent and size as a baseball player
- Drafted by the Red Sox in the 29th round of the 2013 MLB Draft

JEFF DRISKEL'S NFL REGULAR SEASON PASSING/RUSHING STATISTICS

				PASSING											RUSHING				
DATE	TEAM	GP	GS	ATT.	CMP.	PCT.	YDS	AVG.	TD	INT.	LG	SK	LST	RATE	NO.	YDS.	AVG.	LG	TD
2016	Bengals	0	0	0	0	0.0	0	0.0	0	0	0	0	0	0.0	0	0	0.0	0	0
2017	Bengals	0	0	0	0	0.0	0	0.0	0	0	0	0	0	0.0	0	0	0.0	0	0
2018	Bengals	9	5	176	105	59.7	1,003	5.7	6	2	37	16	122	82.2	25	130	5.2	27t	2
2019	Bengals	0	0	0	0	0.0	0	0.0	0	0	0	0	0	0.0	0	0	0.0	0	0
Went from **Cincinnati** to **Detroit**.																			
2019	Lions	4	4	105	62	59.0	685	6.5	4	4	47t	11	46	75.3	22	151	6.9	23	1
2019	TOTAL	4	4	105	62	59.0	685	6.5	4	4	47t	11	46	75.3	22	151	6.9	23	1
2020	Broncos	3	1	64	35	54.7	432	6.8	3	2	45	11	98	78.4	6	28	4.7	9	0
2021	Texans	1	0	0	0	0.0	0	0.0	0	0	0	0	0	0.0	0	0	0.0	0	0
2022	Texans	6	2	18	12	66.7	95	5.3	1	0	28t	2	13	98.1	17	68	4.0	10	0
TOTALS		**23**	**12**	**363**	**214**	**59.0**	**2,215**	**6.1**	**14**	**8**	**47T**	**40**	**279**	**80.3**	**70**	**377**	**5.4**	**27T**	**3**

SINGLE-GAME HIGHS: QUARTERBACK

Pass Attempts	46 at Chicago Bears, Nov 10, 2019
Pass Completions	27 at Chicago Bears, Nov 10, 2019
Yards Passing	269 at Chicago Bears, Nov 10, 2019
TD Passes	2 at Pittsburgh Steelers, Sep 20, 2020 ...2 more at 2.
Long Passes	47 at Chicago Bears, Nov 10, 2019 ...1 more at 47.
Completion Percentage	67.6 vs. Denver Broncos, Dec 02, 2018
Passer Rating	123.6 at Dallas Cowboys, Dec 11, 2022
Rush Attempts	9 at Washington Redskins, Nov 24, 2019
Rushing Yards	63 at Washington Redskins, Nov 24, 2019
Rushing Average	7.0 at Washington Redskins, Nov 24, 2019
Longest Runs	27t vs. New Orleans Saints, Nov 11, 2018
Rushing TDs	1 vs. Dallas Cowboys, Nov 17, 2019 ...2 more at 1.

2022 GAME-BY-GAME REGULAR-SEASON STATISTICS (TEXANS)

				PASSING											RUSHING					
W	DATE	OPPONENT	P/S	ATT	CMP	YDS	PCT	Y/A	Y/C	TD	INT	LG	SK/YD	RATE	ATT	YDS	LG	TD	W/L/T	SCORE
01	09/11	Colts	P	0	0	0	0.0	0.0	0.0	0	0	0	0/0	0.0	1	5	5	0	T	20-20
02	09/18	at Broncos	P	0	0	0	0.0	0.0	0.0	0	0	0	0/0	0.0	1	10	10	0	L	9-16
03	09/25	at Bears		PRACTICE SQUAD															L	20-23
04	10/02	Chargers		PRACTICE SQUAD															L	24-34
05	10/09	at Jaguars		PRACTICE SQUAD															W	13-6
07	10/23	at Raiders		PRACTICE SQUAD															L	20-38
08	10/30	Titans		PRACTICE SQUAD															L	10-17
09	11/03	Eagles		PRACTICE SQUAD															L	17-29
10	11/13	at Giants		PRACTICE SQUAD															L	16-24
11	11/20	Commanders		PRACTICE SQUAD															L	10-23
12	11/27	at Dolphins		PRACTICE SQUAD															L	15-30
13	12/04	Browns		PRACTICE SQUAD															L	14-27
14	12/11	at Cowboys	P	6	4	38	66.7	6.3	9.5	1	0	28t	0/0	123.6	7	36	10	0	L	23-27
15	12/18	Chiefs	S	4	2	8	50.0	2.0	4.0	0	0	11	1/4	56.2	4	8	9	0	L	24-30+
16	12/24	at Titans	S	4	3	40	75.0	10.0	13.3	0	0	15	0/0	106.2	2	2	2	0	W	19-14
17	01/01	Jaguars	P	4	3	9	75.0	2.3	3.0	0	0	5	1/9	77.1	2	7	7	0	L	3-31
2022 TOTALS			**6-2**	**18**	**12**	**95**	**66.7**	**5.3**	**7.9**	**1**	**0**	**28T**	**2/13**	**98.1**	**17**	**68**	**10**	**0**	**2-13-1**	

+ - Overtime

KA'IMI FAIRBAIRN

7

KICKER

Ht: 6-0 **Wt:** 183
DOB: 1/29/1994 **College:** UCLA
Texans Season: 7 **NFL Season:** 7
Acquired: CFA-'16

TRANSACTIONS: Signed by the Houston Texans as a college free agent on May 6, 2016...Signed a contract extension with the Texans on March 10, 2020...Placed on the Texans Reserve/Injured List on Sept. 8, 2021...Activated from the Texans Reserve/Injured List on Oct. 2, 2021...Placed on the Reserve/COVID-19 List on Dec. 22, 2021...Activated from the Reserve/COVID-19 List on Dec. 29, 2021.

CAREER:

- Has totaled the second-most points in franchise history (623) behind K Kris Brown
- Owns the most 50-plus yard field goals made in Texans history (23)
- Set franchise records and led the NFL in points scored (150) and field goals made (37) in 2018

2022 (Houston 16/0):

- Has connected on 28-of-30 field goal attempts (93.3 percent) and 21-of-21 extra point attempts (100.0 percent) for 105 points so far this season
- Surpassed 100 single-season points for the fourth time in his career in Week 15 at Tennessee (12/24), joining K Kris Brown as the only Texans players to achieve that feat in franchise history
- Scored his 600th career point at Dallas (12/11) in Week 14, converting a 43-yard field goal in the first quarter
- Also tied K Kris Brown for the most games with 10-or-more points scored in franchise history (21) after converting three field goals and two extra point attempts (11 points) at Dallas (12/11) in Week 14
- Has converted two field goals of 50-plus yards in the same game twice this season (at Chicago in Week 3 and at Dallas in Week 14) and has three such games in his career

2021 (Houston 13/0):

- Played in 13 games after returning from the Reserve/Injured List and connected on 15-of-19 field goal attempts (78.9 percent) on the season, including a franchise-record 61-yard kick, and converted 13-of-16 extra point attempts (81.3 percent), totaling 58 points on the season
- Made his season debut at Buffalo (10/3) after spending the first three weeks on the Reserved/Injured List
- Connected on his first field goal attempt of the season, a 33-yarder, vs. New England (10/10)
- Set the franchise record for career 50-yards-plus field goals made, connecting on the 15th of his career, a 53-yarder, at Arizona (10/24)
- Scored nine points and connected on three-of-three field goal attempts at Miami (11/7)
- Scored 10 points and connected on three-of-three field goal attempts (long of 43 yards) and one-of-two extra point attempts at Tennessee (11/21)
- Connected on two-of-two field goal attempts and made one extra point attempt vs. Seattle (12/12). Converted a 61-yard field goal in the second quarter, establishing a new career long, franchise record and NRG Stadium record for longest made field goal. Reached 500 career points, joining K Kris Brown as the only players to score 500-plus points as a Texan
- Scored a season-high 12 points on three made field goals and three made extra point attempts at Jacksonville (12/19). Converted a season-high two field goals from 50 yards-plus

2020 (Houston 16/0):

- Notched the second-most points (118), field goals made (27) and second-best field goal percentage (87.1) in a single season in his career
- Converted two extra points at Kansas City (9/10)
- Scored 10 points on three made field goals and one made extra point to post his 14th career game with at least 10 points scored
- Totaled 11 points on three made field goals and two made extra point attempts, including a season-long 50-yard field goal vs. Minnesota (10/4)
- Scored a season-best 12 points on three made field goals and three made extra point attempts vs. Jacksonville (10/11)
- Scored eight points on two made field goals and two made extra point attempts vs. Green Bay (10/25), passing Andre Johnson (388) for third-most points scored in franchise history
- Scored nine points and eclipsed 400 points scored in his career, becoming the third Texan to do so (Kris Brown and Arian Foster) at Jacksonville (11/8)
- Notched the second punt of his NFL career at Cleveland (11/15) on a 26-yarder that pinned the Browns at the four-yard line
- Scored nine points on two made field goals and three

made extra point attempts vs. New England (11/22) and passed Arian Foster (410) for the second-most points scored in franchise history
- Totaled nine points on two made field goals and three made extra point attempts at Detroit (11/26)
- Scored eight points on two made field goals and two made extra point attempts vs. Indianapolis (12/6) and joined Kris Brown as the only kickers in franchise history with 20 made field goals in four straight seasons
- Totaled eight points on two made field goals and two made extra point attempts at Indianapolis (12/20) and became the first player in Texans history with at least 90 points in four consecutive seasons
- Scored a season-high 14 points on four made field goals and two made extra point attempts vs. Tennessee (1/3/21)

2019 (Houston 16/0, 2/0):

- Scored 100 points on the season, connecting on 20-of-25 field goal attempts (80.0 percent) and 40-of-45 extra point attempts (88.9 percent)
- Went 2-for-2 on field goal attempts and added an extra point in the win vs. Jacksonville (9/15). Extended his streak to 17 field goals made without a miss, dating back to Week 12 of the 2018 season, which marked the second-longest streak in team history (Neil Rackers: 18, 2010-11)
- Scored four points on one made field goal and one made extra point attempt vs. Carolina (9/29). Passed Neil Rackers (259) for fifth on the franchise's all-time scoring list with 260 and also passed Neil Rackers (59) for the third-most field goals made in franchise history with his 60th
- Scored 11 points on two made field goals and five made extra point attempts vs. Atlanta (10/6). Passed Randy Bullock (61) for the second-most career field goals made in franchise history
- Connected on 3-of-3 field goal attempts and added two made extra points, scoring 11 points at Indianapolis (10/20). Notched his 10th career game with three-or-more made field goals
- Scored nine points on two made field goals (33, 40) and three made extra point attempts vs. Oakland (10/27)
- Scored six points on one made field goal and three made extra point attempts vs. Denver (12/8), including a season-long 54-yard field goal
- Connected on a 29-yard field goal attempt in the fourth quarter to extend Houston's lead to 24-14 and added three made extra point attempts at Tennessee (12/15)
- Went 3-for-3 on field goal attempts and added two extra points at Tampa Bay (12/21). Logged his first career punt for 26 yards and landed it on the Buccaneers' 10-yard line
- Scored six points on two made field goal attempts in the Wild Card Round vs. Buffalo (1/4/20), including a 28-yard game-winning field goal in overtime, notching the first game-winning field goal in the postseason in Texans history

2018 (Houston 16/0, 1/0):

- Set franchise records and led the NFL in points scored (150) and field goals made (37) in 2018
- Connected on his final 15 field goal attempts of the season
- Connected on both field goal attempts, two extra points and recorded touchbacks on four of his five kickoffs at New England (9/9)
- Made all three field goal attempts, including a season-long 54-yarder, and one extra point vs. the N.Y. Giants (9/23)
- Connected on 3-of-4 field goals including a 29-yarder to tie the game in overtime and his first career game-winning field goal, a 37-yarder, at Indianapolis (9/30)
- Scored 13 total points on four made field goals and one made extra point attempt vs. Dallas (10/7). Made a game-winning 36-yard field goal in overtime, becoming the first kicker to hit game-winning field goals in overtime in consecutive games since Eagles K David Akers in Weeks 10-11 of the 2000 season
- Scored eight total points on two made field goals and two made extra points at Jacksonville (10/21)
- Scored 11 total points on three made field goals and two made extra point attempts at Washington (11/18)
- Made two field goals and three extra points vs. Tennessee (11/26). Set the franchise record for the most points scored through 12 weeks of a season
- Scored 17 total points on five made field goals and two made extra point attempts vs. Cleveland (12/2). Set new single-game career highs with five made field goals and 17 points scored and broke the franchise record for the most points scored through 13 weeks of a season with 116
- Connected on all five field goal attempts and two extra point attempts at the N.Y. Jets (12/15). Tied his season high for points scored (17) and field goals made (five)
- Scored six total points on one made field goal and three made extra point attempts at Philadelphia (12/23). Passed Shayne Graham (138 in 2012) for the most points scored in a single season in franchise history
- Scored eight total points on two made field goals and two made extra point attempts and passed Nick Novak (35 in 2016) for the most field goals made in a single season in Texans history (37) vs. Jacksonville (12/30)
- Connected on one extra point attempt in his postseason debut in the Wild Card Round vs. Indianapolis (1/5/19)

2017 (Houston 16/0):

- Made 11 straight field goal attempts to start the 2017 season, the most consecutive field goals made to start a Texans career in franchise history
- Recorded 49 touchbacks, which set a single-season franchise record and tied for the seventh-most touchbacks in the NFL in 2017
- Produced 92 points, which is the most by a first-year player in Texans history and the third-most by a rookie in 2017
- Added one extra point while recording touchbacks on both his kicks in his NFL debut vs. Jacksonville (9/10)
- Attempted and made his first two career field goals while accounting for over half of the team's points at Cincinnati (9/14)
- Converted all four field goals and three extra point attempts to produce 15 points at New England (9/24)
- Tallied three field goal conversions and six extra points to produce 15 total points of offense for the second consecutive week vs. Tennessee (10/1)
- Extended his franchise record by converting his 11th straight kick to start his Texans career at Seattle (10/29)
- Scored 10 total points on three made field goal attempts and one extra point conversion at Baltimore (11/27)
- Connected on a 55-yard field goal and added an extra point vs. San Francisco (12/10)

- Launched a 52-yard field goal, converted on another kick and added on successfully extra point try at Indianapolis (12/31)

2016 (Houston 0/0, 0/0):

- Placed on the Reserve/Injured List on Aug. 30

COLLEGE:

- Played four seasons (2012-15) at the University of California, Los Angeles
- Lou Groza Award winner in 2015
- Became the all-time leading scorer for the Pac-12 Conference and UCLA during the 2015 season
- A consensus first-team All-America selection (AP, FWAA, AFCA, Walter Camp, SI.com) following his senior season
- Finished his career by connecting on 41 straight field goal attempts from 35 yards
- Tied a UCLA record by connecting on a 60-yard field goal in 2015
- Handled all of the Bruins' placekicking duties in his four seasons with the program
- Added kickoff duty during his last three seasons at UCLA
- First Bruin to score more than 100 points in four straight seasons

PERSONAL:

- Full name is John Christian Ka'iminoeauloameka'ikeokekumupa'a Fairbairn
- Attended Punahou School in Honolulu
- Name is pronounced Ka'imi (Kuh-EE-me) Fairbairn (Fair-Bairn)
- Two-star recruit according to Rivals.com and Scout.com
- As a senior, put 95 percent of his kickoffs into the end zone, and hit 13-of-18 field goal tries, including one from 55 yards
- Named first-team All-State as a senior and junior and to the All-ILH Division Team
- Earned second-team all-state honors as a sophomore
- Three-year winner of the Special Team MVP Award
- Also played soccer (central defender) for coach Dave Trifonovitch
- Named first-team all-state as a senior and junior for the two-time state champs
- ILH Defensive Player of the Year his last two seasons.
- Born in Kailua, Hawaii
- Parents are John and Rochelle Fairbairn
- Has one younger brother, Kona, and one younger sister, Kiara
- Earned a spot on the UCLA Athletic Director's Honor Roll in Fall 2012, Spring 2015
- Hobbies include playing golf

KA'IMI FAIRBAIRN'S NFL REGULAR SEASON KICKING STATISTICS

DATE	TEAM	GP	FGM	FGA	PCT.	LG	XP	XPA	PCT.	BLK	PTS
2016	Texans	0	0	0	0.0	0	0	0	0.0	0	0
2017	Texans	16	20	25	80.0	55	32	35	91.4	0	92
2018	Texans	16	37	42	88.1	54	39	41	95.1	0	150
2019	Texans	16	20	25	80.0	54	40	45	88.9	0	100
2020	Texans	16	27	31	87.1	54	37	40	92.5	0	118
2021	Texans	13	15	19	78.9	61	13	16	81.3	0	58
2022	Texans	16	28	30	93.3	56	21	21	100.0	0	105
NFL TOTALS		**93**	**147**	**172**	**85.5**	**61**	**182**	**198**	**91.9**	**0**	**623**

KA'IMI FAIRBAIRN'S NFL POSTSEASON KICKING STATISTICS

DATE	TEAM	GP	FGM	FGA	PCT.	LG	XP	XPA	PCT.	BLK	PTS
2018	Texans	1	0	0	0.0	0	1	1	100.0	0	1
2019	Texans	2	3	4	75.0	41	4	4	100.0	0	13
NFL TOTALS		**3**	**3**	**4**	**75.0**	**41**	**5**	**5**	**100.0**	**0**	**14**

KA'IMI FAIRBAIRN'S NFL REGULAR SEASON FIELD-GOAL ACCURACY STATISTICS

DATE	TEAM	1-19	PCT.	20-29	PCT.	30-39	PCT.	40-49	PCT.	50+	PCT.
2016	Texans	0-0	0.0	0-0	0.0	0-0	0.0	0-0	0.0	0-0	0.0
2017	Texans	0-0	0.0	3-4	75.0	8-10	80.0	6-7	85.7	3-4	75.0
2018	Texans	1-1	100.0	9-9	100.0	11-11	100.0	12-15	80.0	4-6	66.7
2019	Texans	0-0	0.0	5-5	100.0	8-8	100.0	4-6	66.7	3-6	50.0
2020	Texans	0-0	0.0	8-8	100.0	9-9	100.0	6-8	75.0	4-6	66.7
2021	Texans	0-0	0.0	4-4	100.0	5-5	100.0	2-4	50.0	4-6	66.7
2022	Texans	0-0	0.0	7-7	100.0	6-7	85.7	9-10	90.0	6-6	100.0
NFL TOTALS		**1-1**	**100.0**	**36-37**	**97.3**	**47-50**	**94.0**	**39-50**	**78.0**	**24-34**	**70.6**

KA'IMI FAIRBAIRN'S NFL POSTSEASON FIELD-GOAL ACCURACY STATISTICS

DATE	TEAM	1-19	PCT.	20-29	PCT.	30-39	PCT.	40-49	PCT.	50+	PCT.
2018	Texans	0-0	0.0	0-0	0.0	0-0	0.0	0-0	0.0	0-0	0.0
2019	Texans	0-0	0.0	1-1	100.0	1-1	100.0	1-1	100.0	0-1	0.0
NFL TOTALS		**0-0**	**0.0**	**1-1**	**100.0**	**1-1**	**100.0**	**1-1**	**100.0**	**0-1**	**0.0**

SINGLE-GAME HIGHS: KICKER

Field Goals Made 5 at New York Jets, Dec 15, 2018
...1 more at 5.

Field Goal Attempts 5 at New York Jets, Dec 15, 2018
...3 more at 5.

Longest Field Goals Made 61 vs. Seattle Seahawks, Dec 12, 2021

Longest Field Goals Attempt 61 vs. Seattle Seahawks, Dec 12, 2021

PATs Made 6 vs. Miami Dolphins, Oct 25, 2018
...1 more at 6.

PAT Attempts 7 vs. Atlanta Falcons, Oct 06, 2019
...1 more at 7.

Points 17 at New York Jets, Dec 15, 2018
...1 more at 17.

Special Teams Tackles 1 vs. Denver Broncos, Dec 08, 2019
...2 more at 1.

Kickoff Average 66.8 vs. Indianapolis Colts, Dec 06, 2020

Extra Point Attempt Percentage 100.0 vs. Miami Dolphins, Oct 25, 2018
...1 more at 100.0.

Field Goal Percentage 100.0 vs. Tennessee Titans, Jan 03, 2021
...3 more at 100.0.

SINGLE-GAME HIGHS - POSTSEASON: KICKER

Field Goals Made 2 vs. Buffalo Bills, Jan 04, 2020

Field Goal Attempts 2 at Kansas City Chiefs, Jan 12, 2020
...1 more at 2.

Longest Field Goals Made 41 vs. Buffalo Bills, Jan 04, 2020

Longest Field Goals Attempt 51 at Kansas City Chiefs, Jan 12, 2020

PATs Made 4 at Kansas City Chiefs, Jan 12, 2020

PAT Attempts 4 at Kansas City Chiefs, Jan 12, 2020

Points 7 at Kansas City Chiefs, Jan 12, 2020

Kickoff Average 62.7 at Kansas City Chiefs, Jan 12, 2020

2022 GAME-BY-GAME REGULAR-SEASON STATISTICS (TEXANS)

				FIELD GOALS				EXTRA POINTS						
W	DATE	OPPONENT		FGM	FGA	PCT	LG	XP	XPA	PCT	BLK	PTS	W/L/T	SCORE
01	09/11	Colts	P	2	2	100.0	45	2	2	100.0	0	8	T	20-20
02	09/18	at Broncos	P	3	3	100.0	44	0	0	0.0	0	9	L	9-16
03	09/25	at Bears	P	2	2	100.0	39	2	2	100.0	0	8	L	20-23
04	10/02	Chargers	P	1	2	50.0	40	3	3	100.0	0	6	L	24-34
05	10/09	at Jaguars	P	2	2	100.0	51	1	1	100.0	0	7	W	13-6
07	10/23	at Raiders	P	2	3	66.7	55	2	2	100.0	0	8	L	20-38
08	10/30	Titans	P	1	1	100.0	43	1	1	100.0	0	4	L	10-17
09	11/03	Eagles	P	1	1	100.0	30	2	2	100.0	0	5	L	17-29
10	11/13	at Giants	P	3	3	100.0	46	1	1	100.0	0	10	L	16-24
11	11/20	Commanders	P	1	1	100.0	29	1	1	100.0	0	4	L	10-23
12	11/27	at Dolphins	P	1	1	100.0	28	0	0	0.0	0	3	L	15-30
13	12/04	Browns	P	2	2	100.0	44	0	0	0.0	0	6	L	14-27
14	12/11	at Cowboys	P	3	3	100.0	54	2	2	100.0	0	11	L	23-27
15	12/18	Chiefs	P	1	1	100.0	29	3	3	100.0	0	6	L	24-30+
16	12/24	at Titans	P	2	2	100.0	25	1	1	100.0	0	7	W	19-14
17	01/01	Jaguars	P	1	1	100.0	56	0	0	0.0	0	3	L	3-31
2022 TOTALS			**16**	**28**	**30**	**93.3**	**56**	**21**	**21**	**100.0**	**0**	**105**	**2-13-1**	

+ - Overtime

COBI FRANCIS

38

DEFENSIVE BACK

Ht: 5-11 **Wt:** 193
DOB: 9/6/1998 **College:** Memphis
Texans Season: R **NFL Season:** R
Acquired: CFA-'22

TRANSACTIONS: Signed with the Houston Texans as a college free agent on May 13, 2022...Waived by the Texans on Aug. 30, 2022...Signed to the Texans practice squad on Aug. 31, 2022...Elevated to the Texans active roster from the practice squad for gameday on Nov. 19, 2021...Reverted back to the practice squad on Nov. 21, 2021...Elevated to the Texans active roster from the practice squad for gameday on Nov. 26, 2021...Reverted back to the practice squad on Nov. 28, 2021...Elevated to the Texans active roster from the practice squad for gameday on Dec. 3, 2022...Reverted back to the practice squad on Dec. 5, 2022...Signed to the active roster on Dec. 17, 2022.

2022 (Houston 4/0):

- Made his first career NFL appearance vs. Washington (11/20) after being on the practice squad for a majority of the season
- Recorded his first special teams tackle vs. Cleveland (12/4)

COLLEGE:

- Played five seasons (2017-21) at the University of Memphis (Tenn.), appearing in 61 career games and amassing 129 tackles (103 solo), 10.5 tackles for loss, six interceptions, 35 passes defensed, one forced fumble and one fumble recovery

2021 (Memphis):

- Was one of just six Tigers to start all 12 games, finishing with 36 tackles (30 solo), 4.5 tackles for loss, a team-high two interceptions, one quarterback hit and seven passes defensed as a fifth-year senior
- Notched seven tackles and one pass defensed in the victory at Arkansas State (9/11)
- Recorded seven tackles, 2.5 tackles for loss and two interceptions vs. East Carolina (11/13)

2020 (Memphis):

- Started all nine games he appeared in and totaled 28 tackles (24 solo), three tackles for loss, two interceptions and nine passes defensed as a redshirt senior
- Tallied a season-best three passes defensed at SMU (10/3)
- Had a season-high seven tackles in the win vs. UCF (10/17)
- Recorded an interception in back-to-back games vs. Temple (10/24) and at Cincinnati (10/31)

2019 (Memphis):

- Started all 14 games, helping Memphis to a 12-2 record and the Goodyear Cotton Bowl for the program's first outright American Athletic Conference Championship. Amassed 35 tackles (26 solo), one interception and nine passes defensed as a redshirt junior
- Recovered a botched extra point attempt and returned it for two points in the win at South Alabama (9/14)
- Made a season-high five tackles at Temple (10/12) and also tallied five tackles in the win vs. SMU (11/2)
- Recorded his second career interception in the regular season finale win vs. Cincinnati (11/29), helping Memphis earn a spot in the AAC Championship Game

2018 (Memphis):

- Played in all 14 games and was credited with 24 tackles (18 solo), three tackles for loss, one interception, four passes defensed, one forced fumble and one fumble recovery as a redshirt sophomore
- Was the only Memphis defender to register an interception, forced fumble and fumble recovery
- Recorded his first collegiate forced fumble in the season opener vs. Mercer (9/1)
- Logged a career-high six tackles (three solo) in addition to one pass defensed at Tulane (9/28)
- Registered his first collegiate interception in a home win vs. Connecticut (10/6), also tallying three tackles (two solo)
- Credited with his first career tackle for loss vs. UCF (10/13)

2017 (Memphis):

- Saw action in 12 games and totaled six tackles (five solo), four passes defensed and one quarterback hit as a redshirt freshman
- Had a season-high two tackles (one solo) in the win at Houston (10/19)

PERSONAL:

- Attended Newton High School in Covington, Ga., where he helped the team to a combined 16-7 record over his final two seasons
- Logged over 50 tackles and two interceptions in two varsity seasons
- Earned 2015 All-Newton County honorable mention distinction

COBI FRANCIS' NFL REGULAR SEASON DEFENSIVE STATISTICS

				TACKLES								INTERCEPTIONS					FUMBLES				ST					MISC	
DATE	TEAM	GP	GS	TK	S	A	TFL	YDS	SK	YDS	QBH	NO	YDS	LG	TD	PD	FF	FR	TD	YDS	TK	S	A	FF	FR	S	A
2022	Texans	4	0	0	0	0	0	0	0.0	0.0	0	0	0	0	0	0	0	0	0	0	1	1	0	0	0	0	0
NFL TOTALS		**4**	**0**	**0**	**0**	**0**	**0**	**0**	**0.0**	**0.0**	**0**	**0**	**0**	**0**	**0**	**0**	**0**	**0**	**0**	**0**	**1**	**1**	**0**	**0**	**0**	**0**	**0**

2022 GAME-BY-GAME REGULAR-SEASON STATISTICS (TEXANS)

				TACKLES								INTERCEPTIONS					FUMBLES				ST					MISC			
W	DATE	OPPONENT	P/S	TK	S	A	SK	YDS	TFL	YDS	QBH	NO	YDS	LG	TD	PD	FF	FR	TD	YDS	TK	S	A	FF	FR	S	A	W/L	SCORE
01	09/11	Colts										PRACTICE SQUAD																T	20-20
02	09/18	at Broncos										PRACTICE SQUAD																L	9-16
03	09/25	at Bears										PRACTICE SQUAD																L	20-23
04	10/02	Chargers										PRACTICE SQUAD																L	24-34
05	10/09	at Jaguars										PRACTICE SQUAD																W	13-6
07	10/23	at Raiders										PRACTICE SQUAD																L	20-38
08	10/30	Titans										PRACTICE SQUAD																L	10-17
09	11/03	Eagles										PRACTICE SQUAD																L	17-29
10	11/13	at Giants										PRACTICE SQUAD																L	16-24
11	11/20	Commanders	P	0	0	0	0.0	0.0	0	0	0	0	0	0	0	0	0	0	0	0	0	0	0	0	0	0	0	L	10-23
12	11/27	at Dolphins	P	0	0	0	0.0	0.0	0	0	0	0	0	0	0	0	0	0	0	0	0	0	0	0	0	0	0	L	15-30
13	12/04	Browns	P	0	0	0	0.0	0.0	0	0	0	0	0	0	0	0	0	0	0	0	1	1	0	0	0	0	0	L	14-27
14	12/11	at Cowboys										PRACTICE SQUAD																L	23-27
15	12/18	Chiefs	P	0	0	0	0.0	0.0	0	0	0	0	0	0	0	0	0	0	0	0	0	0	0	0	0	0	0	L	24-30+
16	12/24	at Titans										INACTIVE																W	19-14
17	01/01	Jaguars										INACTIVE																L	3-31
2022 TOTALS			**4-0**	**0**	**0**	**0**	**0.0**	**0.0**	**0**	**0**	**0**	**0**	**0**	**0**	**0**	**0**	**0**	**0**	**0**	**0**	**1**	**1**	**0**	**0**	**0**	**0**	**0**	**2-13-1**	

+ - Overtime

ROYCE FREEMAN

26

RUNNING BACK

Ht: 6-0 **Wt:** 238
DOB: 2/24/1996 **College:** Oregon
Texans Season: 2 **NFL Season:** 5
Acquired: W-'21 (CAR)

TRANSACTIONS: Selected by the Denver Broncos in the third round (71st overall) of the 2018 NFL Draft…Waived by the Broncos on Sept. 1, 2021…Acquired via waivers by the Carolina Panthers from the Broncos on Sept. 2, 2021...Waived by the Panthers on Nov. 8, 2021...Acquired via waivers by the Houston Texans from the Panthers on Nov. 9, 2021...Re-signed with the Texans as an unrestricted free agent on March 25, 2022...Released by the Texans on Aug. 31, 2022...Signed to the Texans active roster on Sept. 1, 2022...Released by the Texans on Sept. 9, 2022...Signed to the Texans practice squad on Sept. 12, 2022...Signed to the Texans active roster on Dec. 17, 2022.

2022 (Houston 3/1):

- Has rushed the ball 34 times for 102 yards (3.0 avg.) during the 2022 seasonStarted the season on the Texans practice squad
- Rushed the ball 11 times for 51 yards (4.6 avg.) in his first game of the season vs. Kansas City (12/18)
- Logged 16 carries for 32 yards (2.0 avg.), the second-most rushes in his career at Tennessee (12/24)

2021 (Carolina 8/0; Houston 7/1):

- Played in eight games for the Panthers before being claimed by the Texans off waivers and appearing in seven games (one start). Amassed 169 yards on 56 carries (3.0 avg.) and 10 receptions for 77 receiving yards (7.7 avg.) on the season, including 35 rushes for 92 yards (2.6 avg.) and seven catches for 62 yards (8.9 avg.) during his time with the Texans
- Rushed 21 times for 77 yards (3.7 avg.) and hauled in three receptions for 15 yards (5.0 avg.) in eight games with the Panthers
- Recorded 25 rushing yards on six carries (4.2 avg.) for the Panthers at Atlanta (10/31)
- Played in his first game as a Texan vs. the N.Y. Jets (11/28), earning snaps on special teams
- Notched six receptions for a career-high 51 receiving yards and finished with 11 carries for 15 yards (1.5 avg.) vs. Seattle (12/12)
- Rushed for a season-high 34 yards on 12 carries (2.8 avg.) vs. the L.A. Chargers (12/26)
- Recorded six carries for 25 yards (4.2 avg.) at San Francisco (1/2/22)

2020 (Denver 16/0):

- Ran 35 times for 170 yards (4.9 avg.) and caught 12 passes for 81 yards (6.8 avg.), appearing in every game for the Broncos
- Rushed eight times for 26 yards (3.3 avg.) and caught one pass for four yards at New England (10/18)
- Logged a season-high 50 rushing yards on eight carries (6.3 avg.) vs. New Orleans (11/29)

2019 (Denver 16/0):

- Appeared in every game for Denver, logging 132 carries for 496 yards (3.8 avg.) and three touchdowns, along with 43 receptions for 256 yards (6.0 avg.) and a receiving touchdown. Posted a career-high 752 yards from scrimmage
- Notched a season-high 102 yards from scrimmage vs. Chicago (9/15), with 11 carries for 54 yards (4.9 avg.) and five receptions for 48 yards (9.6 avg.)
- Posted season highs in carries (15) and rushing yards (63), averaging 4.3 yards per carry and caught four passes for 10 yards (2.5 avg.) at Green Bay (9/22)
- Recorded 13 rushing attempts for 61 yards (4.7 avg.) and notched two receptions for six yards at the L.A. Chargers (10/6)
- Scored his first rushing touchdown of the season vs. Kansas City (10/17), with 10 carries for 35 yards (3.5 avg.) and four receptions for 32 yards (8.0 avg.)
- Recorded his first career receiving touchdown at Houston (12/8) and rushed eight times for 24 yards (3.0 avg.)

2018 (Denver 14/8):

- Started eight games as a rookie and posted a career-high 521 rushing yards on 130 carries (4.0 avg.) with five rushing touchdowns, also tallying 14 receptions for 72 yards (5.1 avg.)
- Logged a career-high 71 rushing yards on 15 carries (4.7 avg.) in his first career game vs. Seattle (9/9)
- Scored his first career rushing touchdown vs. Oakland (9/16), rushing eight times for 28 yards (3.5 avg.)
- Posted 13 rushes for 53 yards (4.1 avg.) and a touchdown and recorded his first career catch for five yards at Baltimore (9/23)
- Recorded a career-high 17 carries, gaining 60 yards on the ground (3.5 avg.) and caught eight passes for 43 yards (5.4) vs. the L.A. Chargers (12/30)

COLLEGE:

- Played four seasons (2014-17) at the University of Oregon in Eugene, Ore., rushing for 5,621 yards and 60

touchdowns on 947 attempts (5.9 avg.) while adding 79 receptions for 814 yards (10.3 avg.) and four touchdowns
- Set the Pac-12 career rushing touchdown record with 60
- Earned Second-Team All-Pac-12 honors as a senior, following a campaign in which he garnered 1,475 rushing yards, his third season with over 1,000 yards rushing, and 16 touchdowns on 244 attempts
- Recorded nine touchdowns and 945 rushing yards, starting 10 games as a junior in 2016 and earning honorable mention all-conference recognition
- Voted a second-team All-American by the Football Writers Association of America as a sophomore, breaking Oregon's program rushing record with 1,836 yards
- Gained 1,523 all-purpose yards as a freshman, earning Freshman All-American honors as well as Pac-12 Freshman Offensive Player of the Year recognition

PERSONAL:

- Attended Imperial High School in Imperial, Calif., where he became the San Diego Section record-holder for career rushing yards (7,606), career rushing touchdowns (111) and career points scored (724)
- Rushed for 2,482 yards on 201 carries and ran for 34 touchdowns as a senior
- Was considered a five-star recruit by Scout.com and was listed as the eighth-ranked running back in the nation in 2014

ROYCE FREEMAN'S NFL REGULAR SEASON RUSHING/RECEIVING STATISTICS

				RUSHING					RECEIVING				
DATE	TEAM	GP	GS	NO.	YDS.	AVG.	LG	TD	NO.	YDS.	AVG.	LG	TD
2018	Broncos	14	8	130	521	4.0	24	5	14	72	5.1	9	0
2019	Broncos	16	0	132	496	3.8	26	3	43	256	6.0	19	1
2020	Broncos	16	0	35	170	4.9	23	0	12	81	6.8	28	0
2021	Panthers	8	0	21	77	3.7	13	0	3	15	5.0	8	0
Went from **Carolina** to **Houston**.													
2021	Texans	7	1	35	92	2.6	13	0	7	62	8.9	12	0
2021	TOTAL	15	1	56	169	3.0	13	0	10	77	7.7	12	0
2022	Texans	3	1	34	102	3.0	11	0	5	31	6.2	9	0
NFL TOTALS		**64**	**10**	**387**	**1,458**	**3.8**	**26**	**8**	**84**	**517**	**6.2**	**28**	**1**

SINGLE-GAME HIGHS: RUSHING/RECEIVING

Rush Attempts	17 vs. Los Angeles Chargers, Dec 30, 2018
Rushing Yards	71 vs. Seattle Seahawks, Sep 09, 2018
Rushing Average	8.4 vs. Kansas City Chiefs, Oct 01, 2018
Longest Runs	26 at Oakland Raiders, Sep 09, 2019
Rushing TDs	1 vs. Detroit Lions, Dec 22, 2019
	...7 more at 1.
Receptions	8 vs. Los Angeles Chargers, Dec 30, 2018
Receiving Yards	51 vs. Seattle Seahawks, Dec 12, 2021
Receiving Average	9.6 vs. Chicago Bears, Sep 15, 2019
Longest Receptions	28 vs. Tampa Bay Buccaneers, Sep 27, 2020
Receiving TDs	1 at Houston Texans, Dec 08, 2019
All-Purpose Yards	103 vs. Los Angeles Chargers, Dec 30, 2018
Special Teams Tackles	2 vs. Tennessee Titans, Jan 09, 2022
Most TDs	1 vs. Detroit Lions, Dec 22, 2019
	...8 more at 1.
Miscellaneous Tackles	1 vs. Tennessee Titans, Oct 13, 2019

2022 GAME-BY-GAME REGULAR-SEASON STATISTICS (TEXANS)

				RUSHING					RECEIVING						
W	DATE	OPPONENT	P/S	NO.	YDS.	AVG.	LG	TD	NO.	YDS.	AVG.	LG	TD	W/L/T	SCORE
01	09/11	Colts					PRACTICE SQUAD							T	20-20
02	09/18	at Broncos					PRACTICE SQUAD							L	9-16
03	09/25	at Bears					PRACTICE SQUAD							L	20-23
04	10/02	Chargers					PRACTICE SQUAD							L	24-34
05	10/09	at Jaguars					PRACTICE SQUAD							W	13-6
07	10/23	at Raiders					PRACTICE SQUAD							L	20-38
08	10/30	Titans					PRACTICE SQUAD							L	10-17
09	11/03	Eagles					PRACTICE SQUAD							L	17-29
10	11/13	at Giants					PRACTICE SQUAD							L	16-24
11	11/20	Commanders					PRACTICE SQUAD							L	10-23
12	11/27	at Dolphins					PRACTICE SQUAD							L	15-30
13	12/04	Browns					PRACTICE SQUAD							L	14-27
14	12/11	at Cowboys					PRACTICE SQUAD							L	23-27
15	12/18	Chiefs	P	11	51	4.6	11	0	1	5	5.0	5	0	L	24-30+
16	12/24	at Titans	S	16	32	2.0	5	0	1	6	6.0	6	0	W	19-14
17	01/01	Jaguars	P	7	19	2.7	5	0	3	20	6.7	9	0	L	3-31
2022 TOTALS			**3-1**	**34**	**102**	**3.0**	**11**	**0**	**5**	**31**	**6.2**	**9**	**0**	**2-13-1**	

+ - Overtime

KENYON GREEN

59

OFFENSIVE LINEMAN

Ht: 6-4 **Wt:** 323
DOB: 3/15/2001 **College:** Texas A&M
Texans Season: R **NFL Season:** R
Acquired: D1b-'22

TRANSACTIONS: Selected by the Houston Texans in the first round (15th overall) of the 2022 NFL Draft.

2022 (Houston 14/13)

- Made his NFL debut vs. Indianapolis (9/11)
- Earned his first career start at left guard at Denver (9/18)
- Blocked for RB Dameon Pierce's 99-yard effort at Jacksonville (10/9), the team's first win of the 2022 season
- Helped RB Dameon Pierce to his fourth consecutive 100-plus scrimmage yard effort at Las Vegas (10/23)

COLLEGE:

- Played three seasons (2019-21) at Texas A&M in College Station, Texas, where he started 35 games along the offensive line

2021 (Texas A&M):

- Started all 12 games at four different positions on the offensive line, earning first-team All-America honors from the Associated Press and Sporting News and second-team All-America honors from Walter Camp and the FWAA
- Selected as Texas A&M's Offensive MVP and earned the team's Leadership Award at the annual team banquet
- Named SEC Offensive Lineman of the Week after Texas A&M compiled 595 yards of total offense in a season-opening win vs. Kent State (9/4)
- Helped the Aggies rush for 283 yards in a win at Missouri (10/16), earning SEC Offensive Lineman of the Week honors again
- Selected as SEC Offensive Lineman of the Week (his third time this season) for his performance in a win vs. South Carolina (10/23)

2020 (Texas A&M):

- Started all 10 games at left guard, earning first-team All-America selections from the FWAA and Sporting News and second-team All-America honors from NFCA, the Associated Press and Walter Camp
- Earned second-team All-SEC honors and was named a semifinalist for the Outland Trophy
- Was a part of an offensive line unit that was named a finalist for the Joe Moore Award after leading the SEC in sacks allowed (0.7), tackles for loss allowed (3.8) and yards per carry (5.45)
- Helped the Aggies total 450 yards of total offense at Alabama (10/3)
- Blocked for the Aggies as they racked up 543 yards of offense in the win vs. Florida (10/10), including 205 yards rushing
- Helped Texas A&M tally 457 yards of total offense in the 41-27 Orange Bowl victory vs. North Carolina (1/2/21)

2019 (Texas A&M):

- Started all 13 games and was named to the SEC All-Freshman Team, voted on by the league's head coaches
- Earned the Offensive Top Newcomer Award at the annual team banquet
- Earned the start at right guard in his collegiate debut vs. Texas State (8/29), helping clear the way for a pair of 100-yard rushers
- Blocked for the Aggies as they totaled over 200 rushing yards, four rushing touchdowns and 441 yards of total offense vs. Mississippi State (10/26)

PERSONAL:

- Attended Atascocita High School in Humble, Texas, where he helped the team average over 460 yards of offense per game as a senior
- Named to Dave Campbell's Texas Football Tops in Texas First Team and was named the Houston area UIL Offensive Player of the Year by the Houston Touchdown Club
- Was an Under Armour and Army All-American

KENYON GREEN'S NFL REGULAR SEASON STATISTICS

DATE	TEAM	GP	GS
2022	Texans	14	13
NFL TOTALS		14	13

2022 GAME-BY-GAME REGULAR-SEASON STATISTICS (TEXANS)

W	DATE	OPPONENT	P/S		W/L/T	SCORE
01	09/11	Colts	P		T	20-20
02	09/18	at Broncos	S		L	9-16
03	09/25	at Bears	S		L	20-23
04	10/02	Chargers	S		L	24-34
05	10/09	at Jaguars	S		W	13-6
07	10/23	at Raiders	S		L	20-38
08	10/30	Titans	S		L	10-17
09	11/03	Eagles	S		L	17-29
10	11/13	at Giants	S		L	16-24
11	11/20	Commanders	S		L	10-23
12	11/27	at Dolphins	S		L	15-30
13	12/04	Browns	S		L	14-27
14	12/11	at Cowboys	S		L	23-27
15	12/18	Chiefs		INACTIVE	L	24-30+
16	12/24	at Titans		INACTIVE	W	19-14
17	01/01	Jaguars	S		L	3-31
2022 TOTALS			**14-13**		**2-13-1**	

+ - Overtime

RASHEEM GREEN

92

DEFENSIVE LINEMAN

Ht: 6-4 **Wt:** 279
DOB: 5/15/1997 **College:** USC
Texans Season: 1 **NFL Season:** 5
Acquired: UFA-'22 (SEA)

TRANSACTIONS: Selected by the Seattle Seahawks in the third round (79th overall) of the 2018 NFL Draft...Placed on the Reserve/Injured List on Sept. 25, 2020...Activated from the Reserve/Injured List on Nov. 7, 2020...Signed with the Houston Texans as an unrestricted free agent on May 2, 2022.

2022 (Houston 15/5):

- Has 41 tackles (27 solo), 3.5 sacks, five tackles for loss, seven quarterback hits and two passes defensed so far this season
- Made his Texans debut and recorded the 15th sack of his career, also notching five tackles (three solo), one tackle for loss and two quarterback hits at Denver (9/18)
- Sacked QB Derek Carr for a loss of five yards while also notching two tackles for loss and a quarterback hit at Las Vegas (10/23) in his second start with the Texans

2021 (Seattle 17/16):

- Posted career highs in games started (16), tackles (48 total, 27 solo), sacks (6.5), passes defensed (four), quarterback hits (15) and tackles for loss (six)
- Tied a career high with six tackles (five solo) vs. the L.A. Rams (10/7)
- Notched two tackles (one solo), one sack, two quarterback hits and one tackle for loss at Green Bay (11/14)
- Blocked K Joey Slye's extra point attempt before halftime and returned it for two points at Washington (11/29)
- Logged five tackles (two solo), one sack, one quarterback hit and one tackle for loss at the L.A. Rams (12/21)
- Tallied a career-high 2.0 sacks and four passes defensed in addition to two tackles (both solo) and two tackles for loss vs. Chicago (12/26)

2020 (Seattle 10/0, 1/0):

- Finished with 10 tackles (seven solo), 2.0 sacks, six quarterback hits, two tackles for loss and one fumble recovery in 10 games played
- Opened the season with two tackles (one solo) at Atlanta (9/13)
- Notched his first sack, quarterback hit and tackle for loss of the season at Philadelphia (11/30)
- Tallied a season-high three tackles (two solo) and posted one sack, two quarterback hits, one tackle for loss and one fumble recovery at San Francisco (1/3/21)
- Notched one tackle in the Wild Card Round vs. the L.A. Rams (1/9/21)

2019 (Seattle 16/8, 2/0):

- Amassed 27 tackles (15 solo), 4.0 sacks, five quarterback hits, three tackles for loss, three forced fumbles, one fumble recovery, two passes defensed and two blocked field goals
- Made his first career start in the season opener vs. Cincinnati (9/8) and posted two tackles (one solo), one sack and one forced fumble
- Notched one solo tackle, one sack, one quarterback hit and one tackle for loss at Arizona (9/29)
- Posted his only fumble recovery of the season and one quarterback hit as a starter vs. Tampa Bay (11/3)
- Recorded a season-high two quarterback hits in addition to three solo tackles, one sack, one tackle for loss and one forced fumble at Philadelphia (11/24)
- Blocked a 37-yard field goal attempt by K Greg Zuerlein and finished with one tackle at the L.A. Rams (12/8)
- Tallied his fourth sack of the season as well as two solo tackles, one quarterback hit and one tackle for loss at Carolina (12/15)
- Made a season-high six tackles (one solo) and also notched one pass defensed vs. Arizona (12/22)
- Played in his first career postseason game in the Wild Card Round at Philadelphia (1/5/20) and tallied two solo tackles, one sack, one quarterback hit and one tackle for loss
- Made his first Divisional Round appearance at Green Bay (1/12/20), earning snaps on defense and special teams

2018 (Seattle 10/0, 0/0):

- Finished his rookie season with nine tackles (seven solo), one sack, one quarterback hit and one tackle for loss
- Played in his first career NFL game at Denver (9/9) and made one solo tackle
- Tallied two solo tackles at Chicago (9/17)
- Matched his season high with two tackles (one solo) and posted his first career sack, quarterback hit and tackle for loss vs. Green Bay (11/15)

COLLEGE:

- Played three seasons (2015-17) at the University of Southern California in Los Angeles, where he appeared in 41 career games (26 starts) and finished with 117 tackles, 20 tackles for loss, 16.5 sacks, eight passes defensed, two

blocked field goals, a fumble recovery, fumble return for a touchdown and three forced fumbles

- Played 11 games as a junior (2017) and notched 41 tackles (18 solo), 12.5 tackles for loss, 10.0 sacks, four passes defensed and one forced fumble. Earned first-team All-Pac-12 honors as a defensive lineman
- Appeared in all 13 games as a sophomore (2016) and finished with 55 tackles, 6.5 tackles for loss, four passes defensed, two blocked field goals and two forced fumbles, earning a 2016 Campus Insiders Sophomore All-American honorable mention and All-Pac-12 honorable mention recognition
- Played defensive tackle and defensive end as a freshman (2015), appearing in all 15 games and posting 19 tackles, one tackle for loss, half a sack and one fumble recovery for a touchdown

PERSONAL:

- Attended Serra High School in Gardena, Calif., where he made 2014 USA Today All-USA first team, Prep Star All-American Dream Team, Cal-Hi Sports All-State first team, Max Preps All-State Division I first team, Orange County Register Fab 15 first team, Tacoma News Tribune Western 100, All-CIF Pac 5 Division, Los Angeles Times All-Area first team, South Bay Daily Breeze All-South Bay first team and All-Mission League Co-Defensive MVP
- Registered 46 tackles, 23 tackles for loss, 8.0 sacks, a forced fumble and a pass breakup as a senior in 2014
- As a junior in 2013, he made Max Preps Junior All-American first team, Student Sports Junior All-American second team, Cal-Hi Sports All-State Junior first team, All-CIF Western Division, South Bay Daily Breeze All-South Bay first team and All-Mission League Lineman MVP as he had 57 tackles, 26 tackles for loss, 14.0 sacks, plus a pass breakup and a forced fumble

RASHEEM GREEN'S NFL REGULAR SEASON DEFENSIVE STATISTICS

				TACKLES								INTERCEPTIONS					FUMBLES				ST					MISC	
DATE	TEAM	GP	GS	TK	S	A	TFL	YDS	SK	YDS	QBH	NO	YDS	LG	TD	PD	FF	FR	TD	YDS	TK	S	A	FF	FR	S	A
2018	Seahawks	10	0	9	7	2	1	6	1.0	6.0	1	0	0	0	0	0	0	0	0	0	0	0	0	0	0	0	0
2019	Seahawks	16	8	27	15	12	3	17	4.0	19.0	5	0	0	0	0	2	3	1	0	36	0	0	0	0	0	0	0
2020	Seahawks	10	0	10	7	3	2	20	2.0	20.0	6	0	0	0	0	0	0	1	0	0	0	0	0	0	0	0	0
2021	Seahawks	17	16	48	27	21	6	39	6.5	46.5	15	0	0	0	0	4	0	0	0	0	0	0	0	0	0	0	0
2022	Texans	15	5	41	27	14	5	16	3.5	15.0	7	0	0	0	0	2	0	0	0	0	0	0	0	0	0	0	0
NFL TOTALS		**68**	**29**	**135**	**83**	**52**	**17**	**98**	**17.0**	**106.5**	**34**	**0**	**0**	**0**	**0**	**8**	**3**	**2**	**0**	**36**	**0**	**0**	**0**	**0**	**0**	**0**	**0**

RASHEEM GREEN'S NFL POSTSEASON DEFENSIVE STATISTICS

				TACKLES								INTERCEPTIONS					FUMBLES				ST					MISC	
DATE	TEAM	GP	GS	TK	S	A	TFL	YDS	SK	YDS	QBH	NO	YDS	LG	TD	PD	FF	FR	TD	YDS	TK	S	A	FF	FR	S	A
2018	Seahawks	0	0	0	0	0	0	0	0.0	0.0	0	0	0	0	0	0	0	0	0	0	0	0	0	0	0	0	0
2019	Seahawks	2	0	2	2	0	1	4	1.0	4.0	1	0	0	0	0	0	0	0	0	0	0	0	0	0	0	0	0
2020	Seahawks	1	0	1	0	1	0	0	0.0	0.0	0	0	0	0	0	0	0	0	0	0	0	0	0	0	0	0	0
NFL TOTALS		**3**	**0**	**3**	**2**	**1**	**1**	**4**	**1.0**	**4.0**	**1**	**0**	**0**	**0**	**0**	**0**	**0**	**0**	**0**	**0**	**0**	**0**	**0**	**0**	**0**	**0**	**0**

SINGLE-GAME HIGHS: DEFENSIVE

Total Tackles 7 at Chicago Bears, Sep 25, 2022
Solo Tackles 5 at Chicago Bears, Sep 25, 2022
...1 more at 5.
Sacks 2.0 vs. Chicago Bears, Dec 26, 2021
Passes Defensed 2 at Indianapolis Colts, Sep 12, 2021
Forced Fumbles 1 vs. Minnesota Vikings, Dec 02, 2019
...2 more at 1.
Fumble Recoveries 1 at San Francisco 49ers, Jan 03, 2021
...1 more at 1.
Tackles For Loss 2 at Las Vegas Raiders, Oct 23, 2022
...1 more at 2.
Longest Opponent's Fumble Return 36 vs. Tampa Bay Buccaneers, Nov 03, 2019

SINGLE-GAME HIGHS - POSTSEASON: DEFENSIVE

Total Tackles 2 at Philadelphia Eagles, Jan 05, 2020
Solo Tackles 2 at Philadelphia Eagles, Jan 05, 2020
Sacks 1.0 at Philadelphia Eagles, Jan 05, 2020
Tackles For Loss 1 at Philadelphia Eagles, Jan 05, 2020

2022 GAME-BY-GAME REGULAR-SEASON STATISTICS (TEXANS)

				TACKLES								INTERCEPTIONS					FUMBLES				ST					MISC			
W	DATE	OPPONENT	P/S	TK	S	A	SK	YDS	TFL	YDS	QBH	NO	YDS	LG	TD	PD	FF	FR	TD	YDS	TK	S	A	FF	FR	S	A	W/L	SCORE
01	09/11	Colts											INACTIVE															T	20-20
02	09/18	at Broncos	P	5	3	2	1.5	9.0	1	6	2	0	0	0	0	0	0	0	0	0	0	0	0	0	0	0	0	L	9-16
03	09/25	at Bears	P	7	5	2	0.5	0.0	0	0	2	0	0	0	0	0	0	0	0	0	0	0	0	0	0	0	0	L	20-23
04	10/02	Chargers	P	3	2	1	0.5	1.0	1	5	1	0	0	0	0	0	0	0	0	0	0	0	0	0	0	0	0	L	24-34
05	10/09	at Jaguars	S	3	3	0	0.0	0.0	0	0	0	0	0	0	0	1	0	0	0	0	0	0	0	0	0	0	0	W	13-6
07	10/23	at Raiders	S	2	2	0	1.0	5.0	2	5	1	0	0	0	0	0	0	0	0	0	0	0	0	0	0	0	0	L	20-38
08	10/30	Titans	S	2	1	1	0.0	0.0	0	0	0	0	0	0	0	0	0	0	0	0	0	0	0	0	0	0	0	L	10-17
09	11/03	Eagles	S	0	0	0	0.0	0.0	0	0	0	0	0	0	0	1	0	0	0	0	0	0	0	0	0	0	0	L	17-29
10	11/13	at Giants	S	5	3	2	0.0	0.0	0	0	0	0	0	0	0	0	0	0	0	0	0	0	0	0	0	0	0	L	16-24
11	11/20	Commanders	P	2	2	0	0.0	0.0	1	0	0	0	0	0	0	0	0	0	0	0	0	0	0	0	0	0	0	L	10-23
12	11/27	at Dolphins	P	1	1	0	0.0	0.0	0	0	1	0	0	0	0	0	0	0	0	0	0	0	0	0	0	0	0	L	15-30
13	12/04	Browns	P	3	0	3	0.0	0.0	0	0	0	0	0	0	0	0	0	0	0	0	0	0	0	0	0	0	0	L	14-27
14	12/11	at Cowboys	P	2	1	1	0.0	0.0	0	0	0	0	0	0	0	0	0	0	0	0	0	0	0	0	0	0	0	L	23-27
15	12/18	Chiefs	P	1	1	0	0.0	0.0	0	0	0	0	0	0	0	0	0	0	0	0	0	0	0	0	0	0	0	L	24-30+
16	12/24	at Titans	P	4	2	2	0.0	0.0	0	0	0	0	0	0	0	0	0	0	0	0	0	0	0	0	0	0	0	W	19-14
17	01/01	Jaguars	P	1	1	0	0.0	0.0	0	0	0	0	0	0	0	0	0	0	0	0	0	0	0	0	0	0	0	L	3-31
2022 TOTALS			**15-5**	**41**	**27**	**14**	**3.5**	**15.0**	**5**	**16**	**7**	**0**	**0**	**0**	**0**	**2**	**0**	**0**	**0**	**0**	**0**	**0**	**0**	**0**	**0**	**0**	**0**	**2-13-1**	

+ - Overtime

JONATHAN GREENARD

52

DEFENSIVE LINEMAN

Ht: 6-3 **Wt:** 263
DOB: 5/25/1997 **College:** Florida
Texans Season: 3 **NFL Season:** 3
Acquired: D3-'20

TRANSACTIONS: Selected by the Houston Texans in the third round (90th overall) of the 2020 NFL Draft...Placed on the Reserve/COVID-19 List on Dec. 18, 2021...Activated from the Reserve/COVID-19 List on Dec. 29, 2021...Placed on the reserve/injured list on Oct. 22, 2022...Placed on the from the reserve/injured - designated to return list on Dec. 7, 2022...Activated from the reserve/injured - designated to return list on Dec. 17, 2022.

2022 (Houston 7/4):

- Has 13 tackles (eight solo), 1.5 sacks, six tackles for loss, four quarterback hits and one fumble recovery on the 2022 season
- Started and totaled four tackles (two solo) and two tackles for loss vs. Indianapolis (9/11)
- Made his return from injury and played 21 defensive snaps vs. Kansas City (12/18)
- Recorded his first career fumble recovery after it was forced by LB Jake Hansen at Tennessee (12/24)

2021 (Houston 12/12):

- Started all 12 games he played and led the team with a career-high 8.0 sacks on the season, also notching career highs with 33 tackles (23 solo), nine tackles for loss, 12 quarterback hits, four passes defensed and two forced fumbles
- Recorded at least 1.0 sack in four consecutive games from Weeks 5-8, tied for the eighth-longest sack streak in the league in 2021
- Saw his first action of the season vs. Carolina (9/23), recording four tackles (two solo), one sack and and his first career forced fumble
- Recorded three tackles (all solo), two tackles for loss and 1.0 sack on QB Mac Jones vs. New England (10/10)
- Finished second on the team with a season-high six tackles (five solo) and notched 2.0 sacks, marking the first multi-sack game of his career at Indianapolis (10/17)
- Logged four total tackles (three solo), 2.0 sacks and one pass defensed at Arizona (10/24)
- Posted three tackles (all solo) and logged 1.0 sack and a pass defensed vs. the L.A. Rams (10/31)
- Finished with three tackles (all solo), one quarterback hit, one tackle for loss and one pass defensed at Miami (11/7)
- Tallied two tackles (one solo), one sack, two quarterback hits and a forced fumble vs. the N.Y. Jets (11/28). Strip-sacked QB Zach Wilson for a loss of eight yards

2020 (Houston 13/1):

- Saw action in 13 games (one start) in his rookie season and notched 18 total tackles (nine solo), two tackles for loss, 1.0 sack, three quarterback hits, one pass defensed and one special teams tackle
- Inactive in Weeks 1-3
- Appeared in his first NFL game vs. Minnesota (10/4)
- Notched the first three tackles (one solo) of his career at Jacksonville (11/8)
- Recorded the first sack of his NFL career for a seven-yard loss vs. New England (11/22)
- Notched one solo tackle, one pass defensed and one special teams tackle at Detroit (11/26)
- Finished with a career-high nine total tackles (five solo) and logged one tackle for loss and one quarterback hit vs. Tennessee (1/3/21)

COLLEGE:

- Spent four seasons (2015-18) at the University of Louisville in Louisville, Ky., before transferring to the University of Florida in Gainesville, Fla., where he spent the 2019 season
- Played in 38 games over his collegiate career, totaling 122 total tackles (64 solo), 19.0 sacks, three interceptions and four forced fumbles
- Appeared in all 12 games in his lone season with the Gators and led the SEC with 9.5 sacks and 15.5 tackles for loss, while adding 52 tackles (27 solo), three forced fumbles, four pass breakups and a fumble recovery returned for a touchdown. Selected First-Team All-SEC by the coaches and AP and was awarded Defensive Lineman of the Week four times (vs. Miami, vs. Vanderbilt, at Missouri and vs. Florida State)
- Named a team captain prior to the 2018 season at Louisville, but suffered a season-ending injury in the first game of the season
- Played in 13 games (five starts) as a sophomore in 2017 and led the team with 15.5 tackles for loss and tied for the team lead with seven sacks while adding 49 total tackles (29 solo), one forced fumble, eight quarterback hits and one pass defensed
- Saw action in 12 games (one start) as a redshirt freshman in 2016 and logged 22 tackles (eight solo), seven tackles for loss, 2.5 sacks, one interception, three quarterback hits and three passes defensed

- Redshirted in his first season at Louisville in 2015

PERSONAL:

- Attended Hiram (Ga.) High School where he played outside linebacker and tight end and was tabbed the 5-A Region Defensive Player of the Year as a senior after recording 43 tackles and 7.0 sacks. Also caught 11 passes for 249 yards and five touchdowns at the tight end position
- Selected to the Georgia 5-A Class all-state team as an honorable mention as a senior
- Also lettered in basketball

JONATHAN GREENARD'S NFL REGULAR SEASON DEFENSIVE STATISTICS

				TACKLES								INTERCEPTIONS					FUMBLES				ST					MISC	
DATE	TEAM	GP	GS	TK	S	A	TFL	YDS	SK	YDS	QBH	NO	YDS	LG	TD	PD	FF	FR	TD	YDS	TK	S	A	FF	FR	S	A
2020	Texans	13	1	18	9	9	2	9	1.0	7.0	3	0	0	0	0	1	0	0	0	0	1	1	0	0	0	0	0
2021	Texans	12	12	33	23	10	9	40	8.0	50.0	12	0	0	0	0	4	2	0	0	0	0	0	0	0	0	0	0
2022	Texans	7	4	13	8	5	6	19	1.5	6.0	4	0	0	0	0	0	0	1	0	0	0	0	0	0	0	0	0
NFL TOTALS		**32**	**17**	**64**	**40**	**24**	**17**	**68**	**10.5**	**63.0**	**19**	**0**	**0**	**0**	**0**	**5**	**2**	**1**	**0**	**0**	**1**	**1**	**0**	**0**	**0**	**0**	**0**

SINGLE-GAME HIGHS: DEFENSIVE

Total Tackles 9 vs. Tennessee Titans, Jan 03, 2021

Solo Tackles 5 at Indianapolis Colts, Oct 17, 2021
...1 more at 5.

Sacks 2.0 at Arizona Cardinals, Oct 24, 2021
...1 more at 2.0.

Passes Defensed 1 vs. Seattle Seahawks, Dec 12, 2021
...4 more at 1.

Forced Fumbles 1 vs. New York Jets, Nov 28, 2021
...1 more at 1.

Fumble Recoveries 1 at Tennessee Titans, Dec 24, 2022

Tackles For Loss 2 vs. Indianapolis Colts, Sep 11, 2022
...3 more at 2.

Special Teams Tackles 1 at Detroit Lions, Nov 26, 2020

2022 GAME-BY-GAME REGULAR-SEASON STATISTICS (TEXANS)

					TACKLES								INTERCEPTIONS					FUMBLES				ST					MISC			
W	DATE	OPPONENT	P/S	TK	S	A	SK	YDS	TFL	YDS	QBH	NO	YDS	LG	TD	PD	FF	FR	TD	YDS	TK	S	A	FF	FR	S	A	W/L	SCORE
01	09/11	Colts	S	4	2	2	0.0	0.0	2	5	0	0	0	0	0	0	0	0	0	0	0	0	0	0	0	0	0	T	20-20
02	09/18	at Broncos	S	1	1	0	1.0	6.0	1	6	2	0	0	0	0	0	0	0	0	0	0	0	0	0	0	0	0	L	9-16
03	09/25	at Bears	S	2	1	1	0.5	0.0	1	4	1	0	0	0	0	0	0	0	0	0	0	0	0	0	0	0	0	L	20-23
04	10/02	Chargers	S	2	2	0	0.0	0.0	1	0	0	0	0	0	0	0	0	0	0	0	0	0	0	0	0	0	0	L	24-34
05	10/09	at Jaguars											INACTIVE															W	13-6
07	10/23	at Raiders											RESERVE/INJURED															L	20-38
08	10/30	Titans											RESERVE/INJURED															L	10-17
09	11/03	Eagles											RESERVE/INJURED															L	17-29
10	11/13	at Giants											RESERVE/INJURED															L	16-24
11	11/20	Commanders											RESERVE/INJURED															L	10-23
12	11/27	at Dolphins											RESERVE/INJURED															L	15-30
13	12/04	Browns											RESERVE/INJURED															L	14-27
14	12/11	at Cowboys											RESERVE/INJURED															L	23-27
15	12/18	Chiefs	P	0	0	0	0.0	0.0	0	0	0	0	0	0	0	0	0	0	0	0	0	0	0	0	0	0	0	L	24-30+
16	12/24	at Titans	P	3	1	2	0.0	0.0	1	4	1	0	0	0	0	0	0	1	0	0	0	0	0	0	0	0	0	W	19-14
17	01/01	Jaguars	P	1	1	0	0.0	0.0	0	0	0	0	0	0	0	0	0	0	0	0	0	0	0	0	0	0	0	L	3-31
2022 TOTALS			**7-4**	**13**	**8**	**5**	**1.5**	**6.0**	**6**	**19**	**4**	**0**	**0**	**0**	**0**	**0**	**0**	**1**	**0**	**0**	**0**	**0**	**0**	**0**	**0**	**0**	**0**	**2-13-1**	

+ - Overtime

TROY HAIRSTON

34 FULLBACK

Ht: 5-11 **Wt:** 245
DOB: 12/8/1998 **College:** Central Michigan
Texans Season: R **NFL Season:** R
Acquired: CFA-'22

TRANSACTIONS: Signed with the Houston Texans as a college free agent on May 13, 2022.

2022 (Houston 15/5)

- Made his NFL debut with the Houston Texans vs. Indianapolis (9/11)
- Earned the first start of his career at Chiacgo (9/25)
- Helped pave the way for RB Dameon Pierce's 131-yard effort vs. the Los Angeles Chargers (10/2)
- Started the second game of his career at Las Vegas (10/23), guiding RB Dameon Pierce to his fourth consecutive 100-plus scrimmage yard effort

COLLEGE:

- Played five seasons (2017-21) at Central Michigan University in Mount Pleasant, Mich., where he played in 54 games and totaled 129 tackles (71 solo), 34.0 tackles for loss, 16.5 sacks, four forced fumbles and one fumble recovery

2021 (Central Michigan):

- Appeared in 13 games and recorded a collegiate career-high 55 tackles, 17 tackles for loss, nine sacks and one forced fumble
- Received first-team All-MAC honors
- Registered nine tackles (seven solo) and 1.5 tackles for loss to open the season at Missouri (9/4)
- Tallied nine tackles (five solo), three tackles for loss and 2.0 sacks vs. FIU (9/25)
- Posted 14 tackles (10 solo) and 1.5 tackles for loss at Miami (OH) (10/2)
- Finished with 12 tackles (seven solo), one tackle for loss, one forced fumble and one fumble recovery vs. Kent State (11/10)
- Recorded a collegiate career-high 17 tackles (10 solo), six tackles for loss and 3.5 sacks vs. Washington State (12/31)

2020 (Central Michigan):

- Saw action in six games and led the MAC with 5.5 sacks, also amassing 41 tackles (22 solo), 12 tackles for loss, one forced fumble and one fumble recovery
- Named the co-MAC Defensive Player of the Year and first-team All-MAC as a defensive lineman
- Made seven tackles (all solo), 3.0 sacks and one forced fumble vs. Ohio (11/4)
- Totaled 11 tackles, 1.5 tackles for loss and a fumble recovery at Eastern Michigan (11/27)
- Finished with seven tackles, 2.0 sacks and three tackles for loss at Toledo (12/12)

2019 (Central Michigan):

- Played in all 14 games (two starts) and totaled 28 tackles, five tackles for loss, 2.0 sacks and one forced fumble
- Tallied four tackles and one tackle for loss vs. Toledo (11/29)
- Had five tackles (four solo) and two tackles for loss as a starter vs. San Diego State in the New Mexico Bowl (12/21)

2018 (Central Michigan):

- Played in 11 games and recorded five tackles (four solo) and one forced fumble
- Forced a fumble and made one solo tackle at Kentucky (9/1)

2017 (Central Michigan):

- Saw action in 10 games, mostly appearing on special teams

PERSONAL:

- Attended Birmingham (Mich.) Seaholm High School, where he played on both offense and defense

TROY HAIRSTON'S NFL REGULAR SEASON RUSHING/RECEIVING STATISTICS

				RUSHING					RECEIVING				
DATE	TEAM	GP	GS	NO.	YDS.	AVG.	LG	TD	NO.	YDS.	AVG.	LG	TD
2022	Texans	15	5	0	0	0.0	0	0	5	19	3.8	7	0
NFL TOTALS		15	5	0	0	0.0	0	0	5	19	3.8	7	0

TROY HAIRSTON'S NFL REGULAR SEASON RETURN STATISTICS

		KICKOFF RETURNS					PUNT RETURNS					
DATE	TEAM	RET.	YDS.	AVG.	LG	TD	NO.	FC	YDS.	AVG.	LG	TD
2022	Texans	0	0	0.0	0	0	0	0	0	0.0	0	0
NFL TOTALS		**0**	**0**	**0.0**	**0**	**0**	**0**	**0**	**0**	**0.0**	**0**	**0**

SINGLE-GAME HIGHS: RECEIVING

Receptions 2 vs. Tennessee Titans, Oct 30, 2022
Receiving Yards 7 vs. Tennessee Titans, Oct 30, 2022
Longest Receptions 7 vs. Jacksonville Jaguars, Jan 01, 2023
All-Purpose Yards 7 vs. Tennessee Titans, Oct 30, 2022
Special Teams Tackles 1 at Las Vegas Raiders, Oct 23, 2022
...1 more at 1.

2022 GAME-BY-GAME REGULAR-SEASON STATISTICS (TEXANS)

				RUSHING					RECEIVING						
W	DATE	OPPONENT	P/S	NO.	YDS.	AVG.	LG	TD	NO.	YDS.	AVG.	LG	TD	W/L/T	SCORE
01	09/11	Colts	P	0	0	0.0	0	0	1	5	5.0	5	0	T	20-20
02	09/18	at Broncos	P	0	0	0.0	0	0	0	0	0.0	0	0	L	9-16
03	09/25	at Bears	S	0	0	0.0	0	0	0	0	0.0	0	0	L	20-23
04	10/02	Chargers	P	0	0	0.0	0	0	0	0	0.0	0	0	L	24-34
05	10/09	at Jaguars	P	0	0	0.0	0	0	0	0	0.0	0	0	W	13-6
07	10/23	at Raiders	S	0	0	0.0	0	0	0	0	0.0	0	0	L	20-38
08	10/30	Titans	S	0	0	0.0	0	0	2	7	3.5	5	0	L	10-17
09	11/03	Eagles	P	0	0	0.0	0	0	0	0	0.0	0	0	L	17-29
10	11/13	at Giants	S	0	0	0.0	0	0	0	0	0.0	0	0	L	16-24
11	11/20	Commanders	P	0	0	0.0	0	0	0	0	0.0	0	0	L	10-23
12	11/27	at Dolphins	P	0	0	0.0	0	0	0	0	0.0	0	0	L	15-30
13	12/04	Browns	P	0	0	0.0	0	0	0	0	0.0	0	0	L	14-27
14	12/11	at Cowboys						INACTIVE						L	23-27
15	12/18	Chiefs	P	0	0	0.0	0	0	0	0	0.0	0	0	L	24-30+
16	12/24	at Titans	P	0	0	0.0	0	0	1	0	0.0	0	0	W	19-14
17	01/01	Jaguars	S	0	0	0.0	0	0	1	7	7.0	7	0	L	3-31
2022 TOTALS			**15-5**	**0**	**0**	**0.0**	**0**	**0**	**5**	**19**	**3.8**	**7**	**0**	**2-13-1**	

+ - Overtime

JAKE HANSEN

49

LINEBACKER

Ht: 6-1 **Wt:** 235
DOB: 6/19/1998 **College:** Illinois
Texans Season: R **NFL Season:** R
Acquired: CFA-'22

TRANSACTIONS: Signed with the Houston Texans as a college free agent on May 13, 2022.

2022 (Houston 10/2):

- Made the initial 53-man roster as an undrafted free agent but was inactive for the first four weeks of the season
- Has 19 defensive tackles (12 solo), 1.0 sack, two tackles for loss, one quarterback hit, one fumble recovery, one forced fumble and three special teams tackles so far this season
- Logged three special teams snaps and one tackle at Jacksonville (10/9) in his first career game
- Recorded his first career sack, tackle for loss, quarterback hit and a season-high three tackles at Miami (11/27)
- Made his first NFL start and three tackles (two solo) at Dallas (12/11)
- Posted his first career fumble recovery after it was forced by DB Tremon Smith vs. Kansas City (12/18)
- Posted his first career forced fumble, knocking the ball loose from Titans RB Derrick Henry at Tennessee (12/24)

COLLEGE:

- Played five seasons (2016; 2018-21) at the University of Illinois in Champaign, Ill., where he finished with 276 tackles, 28.5 tackles for loss, seven forced fumbles, seven fumble recoveries, three interceptions and six passes defensed
- Was a three-time team captain
- Led the nation in takeaways over the span of two seasons with 14 from 2019-20
- Paced the Fighting Illini in tackles in 2018 and 2020

2021 (Illinois):

- Registered 32 tackles, 2.5 tackles for loss, 1.0 sack, one fumble recovery and two forced fumbles in six games played as a fifth-year senior before missing the rest of the season due to knee surgery
- Recipient of the Illinois Athletics Spirit Award, given annually to the male and female student-athletes who best exemplify the spirit, courage, effort and dedication of the Fighting Illini
- Forced two fumbles and made six tackles and half a tackle for loss at Virginia (9/11)
- Recorded a team-high 12 tackles and 1.0 sack vs. Maryland (9/17)

2020 (Illinois):

- Amassed 68 tackles, 10 tackles for loss, 2.5 sacks, two forced fumbles, two fumble recoveries and two interceptions in eight games played as a senior
- Earned All-Big Ten second-team honors from the media and All-Big Ten third-team recognition by the league's coaches
- Posted the No. 3 tackling grade in the nation according to PFF (90.8)
- Tallied 14 tackles, two tackles for loss, one forced fumble and one fumble recovery vs. Purdue (10/31)
- Matched his career high and led the team with 15 tackles along with 1.0 sack, one interception and one pass defensed at Rutgers (11/14)

2019 (Illinois):

- Played and started nine games as a junior and posted 72 tackles, 7.5 tackles for loss, 3.5 sacks, seven forced fumbles, three fumble recoveries and one interception. He missed the final four games with an injury
- Named a semifinalist for the Butkus Award
- Earned an All-Big Ten honorable mention from the media and the league's coaches
- Led the nation in forced fumbles (seven) and forced fumbles per game (0.78)
- Ranked sixth in the nation with three fumbles recovered
- Made the PFF Big Ten Team of the Week after tallying seven tackles, a forced fumble and an interception in the season opener vs. Akron (8/31)
- Was named the Walter Camp National Defensive Player of the Week and Big Ten Defensive Player of the Week after two forced fumbles vs. Wisconsin (10/19)

2018 (Illinois):

- Started all 12 games as a sophomore and registered 95 tackles, 8.5 tackles for loss, 1.0 sack, one pass defensed, one forced fumble, one fumble recovery and one quarterback hit
- Tied for the team lead in total tackles (95) and led Illinois in solo tackles (48)
- Finished second on the team with 8.5 tackles for loss
- Won the team's Bruce Capel Award for courage
- Earned PFF National Team of the Week and Big Ten Co-Defensive Player of the Week honors after logging 15 tackles and six tackles for loss vs. Kent State (9/1)
- Posted his first collegiate career sack vs. Minnesota (11/3)

2017 (Illinois):

- Did not play in 2017 after suffering a season-ending injury during training camp

2016 (Illinois):

- Played in all 12 games, primarily on special teams, with one start at linebacker and finished with eight tackles and one quarterback hit his freshman campaign
- Made his first career start and recorded two tackles vs. Minnesota (10/29)
- Logged two tackles and one quarterback hit at Northwestern (11/26)

PERSONAL:

- Attended East Lake High School in Tarpon Springs, Fla., where he totaled 103 tackles (75 solo) and 2.0 sacks as a senior
- Earned Class 7A Associated Press All-State second-team honors in 2015
- Ranked as the No. 60 inside linebacker in the nation by ESPN
- Also played basketball and ran track and field in high school
- Father, Shad, played football at BYU from 1989-92 and is the school's all-time leading tackler (408)

JAKE HANSEN'S NFL REGULAR SEASON DEFENSIVE STATISTICS

				TACKLES								INTERCEPTIONS					FUMBLES				ST					MISC	
DATE	TEAM	GP	GS	TK	S	A	TFL	YDS	SK	YDS	QBH	NO	YDS	LG	TD	PD	FF	FR	TD	YDS	TK	S	A	FF	FR	S	A
2022	Texans	10	2	19	12	7	2	6	1.0	6.0	1	0	0	0	0	0	1	1	0	0	3	2	1	0	0	0	0
NFL TOTALS		**10**	**2**	**19**	**12**	**7**	**2**	**6**	**1.0**	**6.0**	**1**	**0**	**0**	**0**	**0**	**0**	**1**	**1**	**0**	**0**	**3**	**2**	**1**	**0**	**0**	**0**	**0**

SINGLE-GAME HIGHS: DEFENSIVE

Total Tackles 3 at Tennessee Titans, Dec 24, 2022
...3 more at 3.

Solo Tackles 3 at Miami Dolphins, Nov 27, 2022

Sacks 1.0 at Miami Dolphins, Nov 27, 2022

Forced Fumbles 1 at Tennessee Titans, Dec 24, 2022

Tackles For Loss 1 vs. Cleveland Browns, Dec 04, 2022
...1 more at 1.

Special Teams Tackles 1 vs. Jacksonville Jaguars, Jan 01, 2023
...2 more at 1.

2022 GAME-BY-GAME REGULAR-SEASON STATISTICS (TEXANS)

				TACKLES								INTERCEPTIONS					FUMBLES				ST					MISC			
W	DATE	OPPONENT	P/S	TK	S	A	SK	YDS	TFL	YDS	QBH	NO	YDS	LG	TD	PD	FF	FR	TD	YDS	TK	S	A	FF	FR	S	A	W/L	SCORE
01	09/11	Colts											INACTIVE															T	20-20
02	09/18	at Broncos											INACTIVE															L	9-16
03	09/25	at Bears											INACTIVE															L	20-23
04	10/02	Chargers											INACTIVE															L	24-34
05	10/09	at Jaguars	P	0	0	0	0.0	0.0	0	0	0	0	0	0	0	0	0	0	0	0	1	0	1	0	0	0	0	W	13-6
07	10/23	at Raiders											INACTIVE															L	20-38
08	10/30	Titans											INACTIVE															L	10-17
09	11/03	Eagles	P	2	0	2	0.0	0.0	0	0	0	0	0	0	0	0	0	0	0	0	0	0	0	0	0	0	0	L	17-29
10	11/13	at Giants	P	2	1	1	0.0	0.0	0	0	0	0	0	0	0	0	0	0	0	0	0	0	0	0	0	0	0	L	16-24
11	11/20	Commanders	P	2	2	0	0.0	0.0	0	0	0	0	0	0	0	0	0	0	0	0	0	0	0	0	0	0	0	L	10-23
12	11/27	at Dolphins	P	3	3	0	1.0	6.0	1	6	1	0	0	0	0	0	0	0	0	0	0	0	0	0	0	0	0	L	15-30
13	12/04	Browns	P	3	1	2	0.0	0.0	1	0	0	0	0	0	0	0	0	0	0	0	0	0	0	0	0	0	0	L	14-27
14	12/11	at Cowboys	S	3	2	1	0.0	0.0	0	0	0	0	0	0	0	0	0	0	0	0	0	0	0	0	0	0	0	L	23-27
15	12/18	Chiefs	S	1	1	0	0.0	0.0	0	0	0	0	0	0	0	0	0	1	0	0	1	1	0	0	0	0	0	L	24-30+
16	12/24	at Titans	P	3	2	1	0.0	0.0	0	0	0	0	0	0	0	0	1	0	0	0	0	0	0	0	0	0	0	W	19-14
17	01/01	Jaguars	P	0	0	0	0.0	0.0	0	0	0	0	0	0	0	0	0	0	0	0	1	1	0	0	0	0	0	L	3-31
2022 TOTALS			**10-2**	**19**	**12**	**7**	**1.0**	**6.0**	**2**	**6**	**1**	**0**	**0**	**0**	**0**	**0**	**1**	**1**	**0**	**0**	**3**	**2**	**1**	**0**	**0**	**0**	**0**	**2-13-1**	

+ - Overtime

CHRISTIAN HARRIS

48

LINEBACKER

Ht: 6-1 **Wt:** 226
DOB: 1/13/2001 **College:** Alabama
Texans Season: R **NFL Season:** R
Acquired: D3-'22

TRANSACTIONS: Selected by the Houston Texans in the third round (75th overall) of the 2022 NFL Draft...Placed on the Texans reserve/injured list on Sept. 1, 2022...Placed on the reserve/injured - Designated for Return list on Oct. 5, 2022...Activated from the reserve/injured list to the active roster on Oct. 22, 2022.

2022 (Houston 11/10):

- Has 65 tackles (39 solo), four tackles for loss, two quarterback hits, one interception, four passes defensed and one forced fumble so far this season
- Made the initial 53-man roster but was placed on the reserve/injured list for the first six weeks
- Made his NFL and Texans debut while recording one tackle at Las Vegas (10/23)
- Made his first NFL start and had a team-high seven tackles (five solo) vs. Tennessee (10/30)
- Posted a career-high and team-high 14 tackles (six solo) vs. Kansas City (12/18), becoming the only rookie this season to post three tackles for loss in a single game and the fourth rookie in the last 10 years to post three-plus tackles for loss and 14-plus total tackles in a single game
- Recorded his first career interception, returning it for 20 yards, and a career best two passes defensed at Tennessee (12/24), becoming the fourth Texans rookie linebacker to record an interception

COLLEGE:

- Played in 41 career games at the University of Alabama in Tuscaloosa, Ala., where he amassed 221 tackles (126 solo), 27.0 tackles for loss, 10.0 sacks, one interception, seven passes defensed, three forced fumbles and two fumble recoveries

2021 (Alabama):

- Appeared in 15 games and matched his career high with 79 tackles (45 solo), 12.5 tackles for loss, 5.5 sacks, three passes defensed and two forced fumbles
- Ranked fifth on the team with 79 tackles and second with 12.5 tackles for loss
- Named a semifinalist for the Butkus and Lombardi awards
- Notched five tackles, two tackles for loss and 1.0 sack vs. Miami (9/4)
- Led the team with eight tackles and one tackle for loss vs. Mercer (9/11)
- Totaled four tackles, 0.5 sack and one quarterback hit in the CFP Semifinal vs. Cincinnati (12/31)
- Tied for the team lead in tackles with seven, including a game-high and career-best 4.0 tackles for loss and 3.0 sacks (-34 yards) in the CFP National Championship vs. Georgia (1/10/22)

2020 (Alabama):

- Played in 13 games and totaled 79 tackles (52 solo), seven tackles for loss, 4.5 sacks, one interception and three passes defensed
- Ranked second on the Crimson Tide with 79 tackles and was named a semifinalist for the Butkus Award
- Started the season opener vs. Missouri (9/26) and finished with six tackles, 2.0 tackles for loss, 1.0 sack and one quarterback hit
- Paced the team with 10 tackles, one tackle for loss and two passes defensed at Tennessee (10/24)
- Led the team in tackles with 11 and tallied 1.0 sack vs. Kentucky (11/21)

2019 (Alabama):

- Appeared in 13 games and notched 63 tackles (29 solo), 7.5 tackles for loss, one pass defensed, one forced fumble and two fumble recoveries
- Selected to USA Today and ESPN.com's Freshman All-America teams
- Named to the Freshman All-SEC squad by the league's coaches
- Led all SEC freshman defenders in tackles for loss (7.5)
- Totaled 63 tackles to rank seventh among first-year defenders in the league
- Ranked second on the Crimson Tide defense with six tackles and 1.5 tackles for loss vs. Southern Miss (9/21)
- Led the team with eight tackles and one tackle for loss vs. Tennessee (10/19)

PERSONAL:

- Played on offense, defense and special teams at University Lab School in Baton Rouge, La.
- Listed as a consensus four-star recruit and the No. 3 player in Louisiana by 247Sports
- Selected to play in the All-American Bowl in San Antonio
- Played wide receiver, safety and kick returner for University Lab's back-to-back state championship teams in 2017 and 2018

CHRISTIAN HARRIS' NFL REGULAR SEASON DEFENSIVE STATISTICS

				TACKLES								INTERCEPTIONS					FUMBLES				ST					MISC	
DATE	TEAM	GP	GS	TK	S	A	TFL	YDS	SK	YDS	QBH	NO	YDS	LG	TD	PD	FF	FR	TD	YDS	TK	S	A	FF	FR	S	A
2022	Texans	11	10	65	39	26	4	2	0.0	0.0	2	1	20	20	0	4	1	0	0	0	0	0	0	0	0	0	0
NFL TOTALS		**11**	**10**	**65**	**39**	**26**	**4**	**2**	**0.0**	**0.0**	**2**	**1**	**20**	**20**	**0**	**4**	**1**	**0**	**0**	**0**	**0**	**0**	**0**	**0**	**0**	**0**	**0**

SINGLE-GAME HIGHS: DEFENSIVE

Total Tackles	14 vs. Kansas City Chiefs, Dec 18, 2022	**Tackles For Loss**	3 vs. Kansas City Chiefs, Dec 18, 2022
Solo Tackles	7 vs. Kansas City Chiefs, Dec 18, 2022	**Interceptions**	1 at Tennessee Titans, Dec 24, 2022
Passes Defensed	2 at Tennessee Titans, Dec 24, 2022	**Interception Return Yards**	20 at Tennessee Titans, Dec 24, 2022
Forced Fumbles	1 vs. Philadelphia Eagles, Nov 03, 2022		

2022 GAME-BY-GAME REGULAR-SEASON STATISTICS (TEXANS)

					TACKLES								INTERCEPTIONS					FUMBLES				ST					MISC			
W	DATE	OPPONENT	P/S	TK	S	A	SK	YDS	TFL	YDS	QBH	NO	YDS	LG	TD	PD	FF	FR	TD	YDS	TK	S	A	FF	FR	S	A	W/L	SCORE
01	09/11	Colts										RESERVE/INJURED																T	20-20
02	09/18	at Broncos										RESERVE/INJURED																L	9-16
03	09/25	at Bears										RESERVE/INJURED																L	20-23
04	10/02	Chargers										RESERVE/INJURED																L	24-34
05	10/09	at Jaguars										RESERVE/INJURED																W	13-6
07	10/23	at Raiders	P	1	1	0	0.0	0.0	0	0	0	0	0	0	0	0	0	0	0	0	0	0	0	0	0	0	0	L	20-38
08	10/30	Titans	S	7	5	2	0.0	0.0	0	0	0	0	0	0	0	0	0	0	0	0	0	0	0	0	0	0	0	L	10-17
09	11/03	Eagles	S	5	5	0	0.0	0.0	1	0	0	0	0	0	0	0	1	0	0	0	0	0	0	0	0	0	0	L	17-29
10	11/13	at Giants	S	9	4	5	0.0	0.0	0	0	0	0	0	0	0	1	0	0	0	0	0	0	0	0	0	0	0	L	16-24
11	11/20	Commanders	S	6	4	2	0.0	0.0	0	0	0	0	0	0	0	0	0	0	0	0	0	0	0	0	0	0	0	L	10-23
12	11/27	at Dolphins	S	2	1	1	0.0	0.0	0	0	0	0	0	0	0	0	0	0	0	0	0	0	0	0	0	0	0	L	15-30
13	12/04	Browns	S	6	2	4	0.0	0.0	0	0	0	0	0	0	0	0	0	0	0	0	0	0	0	0	0	0	0	L	14-27
14	12/11	at Cowboys	S	5	2	3	0.0	0.0	0	0	1	0	0	0	0	1	0	0	0	0	0	0	0	0	0	0	0	L	23-27
15	12/18	Chiefs	S	14	7	7	0.0	0.0	3	2	1	0	0	0	0	0	0	0	0	0	0	0	0	0	0	0	0	L	24-30+
16	12/24	at Titans	S	6	5	1	0.0	0.0	0	0	0	1	20	20	0	2	0	0	0	0	0	0	0	0	0	0	0	W	19-14
17	01/01	Jaguars	S	4	3	1	0.0	0.0	0	0	0	0	0	0	0	0	0	0	0	0	0	0	0	0	0	0	0	L	3-31
2022 TOTALS			**11-10**	**65**	**39**	**26**	**0.0**	**0.0**	**4**	**2**	**2**	**1**	**20**	**20**	**0**	**4**	**1**	**0**	**0**	**0**	**0**	**0**	**0**	**0**	**0**	**0**	**0**	**2-13-1**	

+ - Overtime



CHARLIE HECK

67

OFFENSIVE LINEMAN

Ht: 6-8 **Wt:** 311
DOB: 11/20/1996 **College:** North Carolina
Texans Season: 3 **NFL Season:** 3

Acquired: D4a-'20

TRANSACTIONS: Selected by the Houston Texans in the fourth round (126th overall) of the 2020 NFL Draft...Placed on the Reserve/COVID-19 List on Sept. 6, 2021...Activated from the Reserve/COVID-19 List on Sept. 16, 2021.

2022 (Houston 16/3):

- Started Week 1 vs. Indianapolis (9/11) serving as the extra lineman during the opening play of the game
- Played in a season-high seven offensive snaps at Las Vegas (10/23)
- Earned the start at right tackle vs. Kansas City (12/18)
- Started at right tackle in the team's second win of the season at Tennessee (12/24)

2021 (Houston 15/13):

- Played in a career-high 15 games making 13 starts at right tackle
- Earned his first snaps of the season on offense and special teams at Cleveland (9/19)
- Made his first start of the season vs. New England (10/10) and blocked for QB Davis Mills, helping him become the first rookie quarterback in NFL history to finish a game with 300-plus passing yards, three-plus passing touchdowns and a passer rating of 140.0 or higher
- Helped pave the way for a rushing attack that combined for 124 yards on the ground and averaged 4.3 yards per carry at Indianapolis (10/17)
- Blocked for QB Davis Mills vs. the L.A. Rams (10/31) as he threw for 310 yards and completed 29-of-38 passes (76.3 percent), the best completion percentage of his career
- Helped protect QB Davis Mills as he threw for a career-high 331 yards vs. Seattle (12/13)
- Blocked for a rushing attack that gained a season-high 189 yards and two touchdowns on the ground, averaging 5.3 yards per carry vs. the L.A. Chargers (12/26)
- Helped protect QB Davis Mills vs. Tennessee (1/9/22) as he completed 23-of-33 passes (69.7 percent) for 301 yards, three touchdowns and a passer rating of 128.5

2020 (Houston 3/1):

- Appeared in three games (one start) as a rookie
- Inactive in Weeks 1-10 and 12-15
- Made his first NFL appearance vs. New England (11/22)
- Saw extended action at right tackle after Laremy Tunsil was injured and was part of an offensive line that helped the Texans offense average a franchise record 9.6 yards per play vs. Cincinnati (12/27)
- Made his first start at right tackle vs. Tennessee (1/3/21)

COLLEGE:

- Spent four seasons (2016-19) at the University of North Carolina at Chapel Hill, appearing in 43 games (34 starts) at both left and right tackle
- Started in 12 games at left tackle as a senior in 2019 and led the team with 43 knockdowns while only surrendering one half-sack all year long, earning him second-team All-ACC honors. Helped pave the way for an offense that averaged 474.0 yards per game, which ranked second in the ACC and 12th in the nation
- Started in all 11 games his junior season in 2018 as part of an offensive line that allowed just 10 sacks on the season, which ranked second in the ACC and seventh nationally. Earned the team's Lineman of the Week honors twice during the season with five knockdowns at Eastern Carolina (9/8) and three vs. Virginia (10/27)
- Played in all 12 games as a sophomore in 2017, starting the final 11 games of the season
- Played in eight games as a redshirt freshman in 2016, including the Tar Heels Sun Bowl appearance against Stanford (12/30)
- Redshirted in his first season at North Carolina in 2015

PERSONAL:

- Attended Rockhurst High School in Kansas City, Mo., where he played a variety of positions, including tight end, offensive tackle and defensive end
- As a team captain in his senior season, helped lead Rockhurst to a 12-2 record and the Missouri Class 6A state championship game
- Earned first-team All-District and All-Metro honors and was named second-team All-State
- His father, Andy Heck, is currently the offensive line coach for the Kansas City Chiefs, where he's coached since 2013
- His brother, Jon, was also a four-year starter on the offensive line at North Carolina (2013-16)

2022 GAME-BY-GAME REGULAR-SEASON STATISTICS (TEXANS)

W	DATE	OPPONENT	P/S		W/L/T	SCORE
01	09/11	Colts	S		T	20-20
02	09/18	at Broncos	P		L	9-16
03	09/25	at Bears	P		L	20-23
04	10/02	Chargers	P		L	24-34
05	10/09	at Jaguars	P		W	13-6
07	10/23	at Raiders	P		L	20-38
08	10/30	Titans	P		L	10-17
09	11/03	Eagles	P		L	17-29
10	11/13	at Giants	P		L	16-24
11	11/20	Commanders	P		L	10-23
12	11/27	at Dolphins	P		L	15-30
13	12/04	Browns	P		L	14-27
14	12/11	at Cowboys	P		L	23-27
15	12/18	Chiefs	S		L	24-30+
16	12/24	at Titans	S		W	19-14
17	01/01	Jaguars	P		L	3-31
2022 TOTALS			**16-3**		**2-13-1**	

+ - Overtime

NEVILLE HEWITT

43

LINEBACKER

Ht: 6-2 **Wt:** 234
DOB: 4/6/1993 **College:** Marshall
Texans Season: 2 **NFL Season:** 8
Acquired: FA-'21

TRANSACTIONS: Signed by the Miami Dolphins as a college free agent on May 8, 2015…Waived by the Dolphins on Sept. 2, 2017…Signed to the Dolphins practice squad on Oct. 9, 2017…Signed to the Dolphins active roster from the practice squad on Nov. 22, 2017…Signed by the New York Jets as an unrestricted free agent on March 28, 2018…Re-signed by the Jets on March 18, 2019…Re-signed by the Jets on March 20, 2020…Signed by the Houston Texans as a free agent on May 7, 2021...Placed on the Reserve/COVID-19 List on Dec. 27, 2021...Activated from the Reserve/COVID-19 List on Dec. 29, 2021...Re-signed with the Texans as an unrestricted free agent on March 30, 2022.

2022 (Houston 13/0):

- Has four defensive tackles (three solo), one tackle for loss and eight special teams tackles so far this season

2021 (Houston 17/5):

- Played in all 17 games with five starts, totaling 51 defensive tackles (32 solo), one tackle for loss, one quarterback hit and a team-leading nine special teams tackles (five solo)
- Appeared in his first game as a Texan on special teams in the season opener vs. Jacksonville (9/12)
- Recorded his first tackle as a Texan on special teams at Cleveland (9/19)
- Made his first start as a Texan at Miami (11/7) and led the team in tackles with nine (five solo), also notching one special teams tackle
- Logged three tackles (two solo) and his first quarterback hit as a Texan at Tennessee (11/21)
- Notched four tackles (all solo) and his first tackle for loss as a Texan vs. the N.Y. Jets (11/28)
- Finished third on the team with nine tackles (four solo) and tallied one special teams tackle at Jacksonville (12/19)
- Led the team with 11 tackles (eight solo), tied for the third-highest total of his NFL career vs. the L.A. Chargers (12/26)

2020 (N.Y. Jets 16/16):

- Started all 16 games for the first time in his career and finished ninth in the NFL in total tackles (131). Also added 2.0 sacks, six tackles for loss, four passes defensed, four quarterback hits, one forced fumble and one fumble recovery
- Notched a season-high 13 total tackles (10 solo) vs. Buffalo (10/25)
- Sacked QB Ryan Fitzpatrick and forced a fumble on the play vs. Miami (11/29). Also recovered a fumble at the end of the third quarter
- Posted a sack in consecutive games when he totaled 12 tackles (nine solo) and brought down QB Derek Carr in the second quarter for an eight-yard loss vs. Las Vegas (12/6)

2019 (N.Y. Jets 12/12):

- Started all 12 games he played in and notched 72 total tackles (42 solo), 3.0 sacks, eight quarterback hits, six tackles for loss, five passes defensed and two interceptions
- Finished as one-of-seven players in the league with at least 3.0 sacks and two interceptions
- Intercepted QB Josh Allen with 1:06 left in the second quarter in the season-opener vs. Buffalo (9/8)
- Logged a sack in consecutive games in Weeks 2-3 vs. Cleveland (9/16) and vs. New England (9/22)
- Tallied a season-high 11 total tackles (seven solo) at Philadelphia (10/6)
- Recorded his second interception of the season at Washington (11/17) after intercepting QB Dwayne Haskins and returning it to the five-yard line to set up a Jets touchdown
- Notched eight total tackles (two solo), 1.0 sack, one quarterback hit and one tackle for loss vs. Pittsburgh (12/22)

2018 (N.Y. Jets 16/4):

- Appeared in all 16 games (four starts) for the third time in his career and registered 28 total tackles (18 solo), 1.5 sacks and 12 special teams tackles, which was the second most on the team
- Posted seven total tackles (five solo), 0.5 sack, one quarterback hit and a special teams tackle in his first start of the season at Buffalo (12/9)
- Contributed a season-high nine total tackles (six solo), 1.0 sack, three quarterback hits and one tackle for loss vs. Green Bay (12/23)

2017 (Miami 6/0):

- Signed to the Dolphins practice squad prior to Week 6
- Elevated to the active roster from the practice squad in Week 11 and appeared in six games, registering one special teams tackle

2016 (Miami 16/5, 1/0):

- Played in 16 games (five starts) and logged 57 total tackles (35 solo), 1.0 sack, four tackles for loss, one fumble recovery, one quarterback hit, one pass defensed and seven special teams tackles
- Notched six total tackles (five solo), one tackle for loss and a special teams tackle vs. Cleveland (9/25)
- Added his first sack of the season vs. the N.Y. Jets (12/17) when he brought down QB Bryce Petty for a nine-yard loss
- Logged a season-high nine total tackles (six solo) and two tackles for loss at Buffalo (12/24)

2015 (Miami 16/2):

- Saw action in 16 games (two starts), totaling 32 tackles (22 solo), three passes defensed, three tackles for loss, one interception and one quarterback hit
- Made his NFL debut at Washington (9/13)
- Tallied the first interception of his career when he picked off QB Tony Romo in the third quarter vs. Dallas (11/22)
- Tied a season-best with six total tackles (four solo), one tackle for loss and one pass defensed in his second start of the season vs. New England (1/3/16)

COLLEGE:

- Played two seasons at Marshall University in Huntington, W.Va. (2013-14) after transferring from Georgia Military College (2011-12) in Milledgeville, Ga. where he played two seasons
- Voted as the 2014 Conference USA Defensive Player of the Year by league coaches as he led the Herd defense to a 13-1 season, making a conference-high 123 tackles
- Ranked second on the team with 85 total tackles (30 solo), including 3.5 tackles for loss and 2.5 sacks. Also made an interception, had one pass breakup, a fumble recovery and a forced fumble on the year
- Saw action in two seasons at Georgia Military College (2011-12) and notched 65 tackles, five tackles for loss and five pass breakups as a sophomore (2012) when he played as a hybrid safety and linebacker

PERSONAL:

- Attended Rockdale County High School in Conyers, Ga.
- Graduated with a degree in business management from Marshall

NEVILLE HEWITT'S NFL REGULAR SEASON DEFENSIVE STATISTICS

				TACKLES								INTERCEPTIONS					FUMBLES				ST					MISC	
DATE	TEAM	GP	GS	TK	S	A	TFL	YDS	SK	YDS	QBH	NO	YDS	LG	TD	PD	FF	FR	TD	YDS	TK	S	A	FF	FR	S	A
2015	Dolphins	16	2	32	22	10	3	8	0.0	0.0	1	1	0	0	0	3	0	0	0	0	7	5	2	0	0	0	0
2016	Dolphins	16	5	57	35	22	4	24	1.0	9.0	1	0	0	0	0	1	0	1	0	0	7	5	2	0	0	0	0
2017	Dolphins	6	0	0	0	0	0	0	0.0	0.0	0	0	0	0	0	0	0	0	0	0	1	1	0	0	0	0	0
2018	Jets	16	4	28	18	10	1	9	1.5	12.0	4	0	0	0	0	0	0	0	0	0	11	8	3	0	0	0	0
2019	Jets	12	12	72	42	30	6	23	3.0	18.0	8	2	13	9	0	5	0	0	0	0	3	2	1	0	0	0	0
2020	Jets	16	16	131	89	42	6	16	2.0	14.0	4	0	0	0	0	4	1	1	0	17	3	2	1	0	0	0	0
2021	Texans	17	5	51	32	19	1	3	0.0	0.0	1	0	0	0	0	0	0	0	0	0	9	5	4	0	0	0	0
2022	Texans	13	0	4	3	1	1	2	0.0	0.0	0	0	0	0	0	0	0	0	0	0	8	5	3	0	0	0	0
NFL TOTALS		**112**	**44**	**375**	**241**	**134**	**22**	**85**	**7.5**	**53.0**	**19**	**3**	**13**	**9**	**0**	**13**	**1**	**2**	**0**	**17**	**49**	**33**	**16**	**0**	**0**	**0**	**0**

NEVILLE HEWITT'S NFL POSTSEASON DEFENSIVE STATISTICS

				TACKLES								INTERCEPTIONS					FUMBLES				ST					MISC	
DATE	TEAM	GP	GS	TK	S	A	TFL	YDS	SK	YDS	QBH	NO	YDS	LG	TD	PD	FF	FR	TD	YDS	TK	S	A	FF	FR	S	A
2016	Dolphins	1	0	5	3	2	0	0	0.0	0.0	0	0	0	0	0	0	0	0	0	0	0	0	0	0	0	0	0
NFL TOTALS		**1**	**0**	**5**	**3**	**2**	**0**	**0**	**0.0**	**0.0**	**0**	**0**	**0**	**0**	**0**	**0**	**0**	**0**	**0**	**0**	**0**	**0**	**0**	**0**	**0**	**0**	**0**

SINGLE-GAME HIGHS: DEFENSIVE

Total Tackles 13 vs. Buffalo Bills, Oct 25, 2020
Solo Tackles 10 vs. Buffalo Bills, Oct 25, 2020
Sacks 1.0 vs. Las Vegas Raiders, Dec 06, 2020
...6 more at 1.0.
Passes Defensed 2 vs. Cleveland Browns, Dec 27, 2020
Forced Fumbles 1 vs. Miami Dolphins, Nov 29, 2020
Fumble Recoveries 1 vs. Miami Dolphins, Nov 29, 2020
...1 more at 1.
Tackles For Loss 2 at Seattle Seahawks, Dec 13, 2020
...1 more at 2.
Interceptions 1 at Washington Redskins, Nov 17, 2019
...2 more at 1.
Interception Return Yards 9 at Washington Redskins, Nov 17, 2019
Special Teams Tackles 3 vs. New York Jets, Oct 04, 2015
Longest Opponent's Fumble Return 17 vs. Miami Dolphins, Nov 29, 2020

SINGLE-GAME HIGHS - POSTSEASON: DEFENSIVE

Total Tackles 5 at Pittsburgh Steelers, Jan 08, 2017
Solo Tackles 3 at Pittsburgh Steelers, Jan 08, 2017

2022 GAME-BY-GAME REGULAR-SEASON STATISTICS (TEXANS)

				TACKLES								INTERCEPTIONS					FUMBLES				ST					MISC			
W	DATE	OPPONENT	P/S	TK	S	A	SK	YDS	TFL	YDS	QBH	NO	YDS	LG	TD	PD	FF	FR	TD	YDS	TK	S	A	FF	FR	S	A	W/L	SCORE
01	09/11	Colts	P	0	0	0	0.0	0.0	0	0	0	0	0	0	0	0	0	0	0	0	1	1	0	0	0	0	0	T	20-20
02	09/18	at Broncos	P	0	0	0	0.0	0.0	0	0	0	0	0	0	0	0	0	0	0	0	0	0	0	0	0	0	0	L	9-16
03	09/25	at Bears	P	0	0	0	0.0	0.0	0	0	0	0	0	0	0	0	0	0	0	0	1	1	0	0	0	0	0	L	20-23
04	10/02	Chargers	P	0	0	0	0.0	0.0	0	0	0	0	0	0	0	0	0	0	0	0	0	0	0	0	0	0	0	L	24-34
05	10/09	at Jaguars	P	3	3	0	0.0	0.0	1	2	0	0	0	0	0	0	0	0	0	0	0	0	0	0	0	0	0	W	13-6
07	10/23	at Raiders	P	0	0	0	0.0	0.0	0	0	0	0	0	0	0	0	0	0	0	0	0	0	0	0	0	0	0	L	20-38
08	10/30	Titans	P	1	0	1	0.0	0.0	0	0	0	0	0	0	0	0	0	0	0	0	0	0	0	0	0	0	0	L	10-17
09	11/03	Eagles											INACTIVE															L	17-29
10	11/13	at Giants											INACTIVE															L	16-24
11	11/20	Commanders											INACTIVE															L	10-23
12	11/27	at Dolphins	P	0	0	0	0.0	0.0	0	0	0	0	0	0	0	0	0	0	0	0	0	0	0	0	0	0	0	L	15-30
13	12/04	Browns	P	0	0	0	0.0	0.0	0	0	0	0	0	0	0	0	0	0	0	0	1	1	0	0	0	0	0	L	14-27
14	12/11	at Cowboys	P	0	0	0	0.0	0.0	0	0	0	0	0	0	0	0	0	0	0	0	1	1	0	0	0	0	0	L	23-27
15	12/18	Chiefs	P	0	0	0	0.0	0.0	0	0	0	0	0	0	0	0	0	0	0	0	1	0	1	0	0	0	0	L	24-30+
16	12/24	at Titans	P	0	0	0	0.0	0.0	0	0	0	0	0	0	0	0	0	0	0	0	2	1	1	0	0	0	0	W	19-14
17	01/01	Jaguars	P	0	0	0	0.0	0.0	0	0	0	0	0	0	0	0	0	0	0	0	1	0	1	0	0	0	0	L	3-31
2022 TOTALS			**13-0**	**4**	**3**	**1**	**0.0**	**0.0**	**1**	**2**	**0**	**0**	**0**	**0**	**0**	**0**	**0**	**0**	**0**	**0**	**8**	**5**	**3**	**0**	**0**	**0**	**0**	**2-13-1**	

+ - Overtime

KURT HINISH

93

DEFENSIVE LINEMAN

Ht: 6-2 **Wt:** 300
DOB: 4/27/1999 **College:** Notre Dame
Texans Season: R **NFL Season:** R
Acquired: CFA-'22

TRANSACTIONS: Signed by the Houston Texans as a college free agent on May 13, 2022.

2022 (Houston 14/3):

- Has 21 tackles (10 solo), 1.0 sack, six tackles for loss and two quarterback hits on the season so far
- Made his NFL debut and notched one tackle vs. Indianapolis (9/11)
- Made his first NFL start and recorded one solo tackle vs. Tennessee (10/30)
- Recorded his first career sack, taking down QB Jalen Hurts for a four-yard loss vs. Philadelphia (11/3)
- Posted his first career game with multiple tackles for loss (two) vs. Jacksonville (1/1)

COLLEGE:

- Played five seasons (2017-21) at the University of Notre Dame in South Bend, Ind., where he played in 61 games (35 starts) and amassed 81 tackles (42 solo), 20 tackles for loss, 7.5 sacks and one forced fumble

2021 (Notre Dame):

- Started all 11 games he appeared in as a fifth-year senior and totaled 28 tackles (15 solo), 2.0 sacks and 5.5 tackles for loss
- Opened the season with a sack at Florida State (9/5)
- Registered five tackles (one solo) and 1.5 tackles for loss at Virginia Tech (10/9)
- Logged a season-high 10 tackles (eight solo), 1.0 sack and two tackles for loss vs. Navy (11/6)
- Made three tackles (two solo) and one tackle for loss in the Fiesta Bowl vs. Oklahoma State (1/1/22)

2020 (Notre Dame):

- Appeared in all 12 games (11 starts) as a senior and finished with 19 tackles (13 solo), 2.0 sacks and 7.5 tackles for loss
- Earned All-ACC honorable mention recognition by the Associated Press
- Posted two tackles, 1.0 sack and two tackles for loss in the season opener vs. Duke (9/12)
- Logged three tackles, one tackle for loss and one quarterback hit vs. Clemson (11/7)
- Selected to the PFF National Team of the Week after posting three tackles at North Carolina (11/27)
- Totaled two tackles and half a tackle for loss in the ACC Championship vs. Clemson (12/19)
- Made two tackles in the CFP Semifinal at the Rose Bowl Game vs. Alabama (1/1/21)

2019 (Notre Dame):

- Started all 13 games and totaled 15 tackles, 2.0 sacks, 4.5 tackles for loss and one quarterback hit as a junior
- Recorded a sack in the season-opening victory at Louisville (9/2)
- Notched three tackles (one solo), 0.5 sack and two tackles for loss vs. Virginia (9/28)
- Forced a fumble and finished with one tackle and 0.5 sack vs. USC (10/12)

2018 (Notre Dame):

- Played in all 13 games as a sophomore and amassed 13 tackles and 1.5 sacks
- Made 1.5 sacks, 1.5 tackles for loss and three tackles (two solo) in the win vs. Syracuse (11/17)

2017 (Notre Dame):

- Played 12 games as a freshman and notched eight tackles and half a tackle for loss
- Recorded a season-high three tackles and half a tackle for loss vs. USC (10/21)

PERSONAL:

- Attended Central Catholic High School in Pittsburgh, Pa., where he registered 27 tackles and 3.0 sacks as a senior in 2016, leading his team to a 14-2 record and the 2016 Pennsylvania Interscholastic Athletic Association Class-AAAAAA state championship game
- Helped Central Catholic to a 15-1 mark and 2015 Pennsylvania Interscholastic Athletic Association Class-AAAA state championship, recording 32 tackles as a junior
- Named 2016 first team Pennsylvania Football Writers All-State
- Earned Pittsburgh Post-Gazette Fabulous 22 recognition
- Selected to the Pittsburgh Tribune-Review Terrific 25
- Rated as the No. 26 defensive tackle in the nation by ESPN

KURT HINISH'S NFL REGULAR SEASON DEFENSIVE STATISTICS

				TACKLES								INTERCEPTIONS					FUMBLES				ST					MISC	
DATE	TEAM	GP	GS	TK	S	A	TFL	YDS	SK	YDS	QBH	NO	YDS	LG	TD	PD	FF	FR	TD	YDS	TK	S	A	FF	FR	S	A
2022	Texans	14	3	21	10	11	6	12	1.0	4.0	2	0	0	0	0	0	0	0	0	0	0	0	0	0	0	0	0
NFL TOTALS		**14**	**3**	**21**	**10**	**11**	**6**	**12**	**1.0**	**4.0**	**2**	**0**	**0**	**0**	**0**	**0**	**0**	**0**	**0**	**0**	**0**	**0**	**0**	**0**	**0**	**0**	**0**

SINGLE-GAME HIGHS: DEFENSIVE

Total Tackles 3 vs. Jacksonville Jaguars, Jan 01, 2023
...2 more at 3.

Solo Tackles 2 vs. Jacksonville Jaguars, Jan 01, 2023
...1 more at 2.

Sacks 1.0 vs. Philadelphia Eagles, Nov 03, 2022

Tackles For Loss 2 vs. Jacksonville Jaguars, Jan 01, 2023

2022 GAME-BY-GAME REGULAR-SEASON STATISTICS (TEXANS)

					TACKLES								INTERCEPTIONS					FUMBLES				ST					MISC			
W	DATE	OPPONENT	P/S	TK	S	A	SK	YDS	TFL	YDS	QBH	NO	YDS	LG	TD	PD	FF	FR	TD	YDS	TK	S	A	FF	FR	S	A	W/L	SCORE
01	09/11	Colts	P	1	0	1	0.0	0.0	0	0	0	0	0	0	0	0	0	0	0	0	0	0	0	0	0	0	0	T	20-20
02	09/18	at Broncos	P	2	1	1	0.0	0.0	1	0	0	0	0	0	0	0	0	0	0	0	0	0	0	0	0	0	0	L	9-16
03	09/25	at Bears											INACTIVE															L	20-23
04	10/02	Chargers	P	2	0	2	0.0	0.0	0	0	0	0	0	0	0	0	0	0	0	0	0	0	0	0	0	0	0	L	24-34
05	10/09	at Jaguars	P	0	0	0	0.0	0.0	0	0	0	0	0	0	0	0	0	0	0	0	0	0	0	0	0	0	0	W	13-6
07	10/23	at Raiders	P	1	1	0	0.0	0.0	0	0	0	0	0	0	0	0	0	0	0	0	0	0	0	0	0	0	0	L	20-38
08	10/30	Titans	S	1	1	0	0.0	0.0	0	0	0	0	0	0	0	0	0	0	0	0	0	0	0	0	0	0	0	L	10-17
09	11/03	Eagles	S	3	2	1	1.0	4.0	1	4	1	0	0	0	0	0	0	0	0	0	0	0	0	0	0	0	0	L	17-29
10	11/13	at Giants	S	3	1	2	0.0	0.0	1	0	0	0	0	0	0	0	0	0	0	0	0	0	0	0	0	0	0	L	16-24
11	11/20	Commanders	P	1	0	1	0.0	0.0	0	0	1	0	0	0	0	0	0	0	0	0	0	0	0	0	0	0	0	L	10-23
12	11/27	at Dolphins	P	1	0	1	0.0	0.0	0	0	0	0	0	0	0	0	0	0	0	0	0	0	0	0	0	0	0	L	15-30
13	12/04	Browns	P	1	1	0	0.0	0.0	0	0	0	0	0	0	0	0	0	0	0	0	0	0	0	0	0	0	0	L	14-27
14	12/11	at Cowboys											INACTIVE															L	23-27
15	12/18	Chiefs	P	0	0	0	0.0	0.0	0	0	0	0	0	0	0	0	0	0	0	0	0	0	0	0	0	0	0	L	24-30+
16	12/24	at Titans	P	2	1	1	0.0	0.0	1	0	0	0	0	0	0	0	0	0	0	0	0	0	0	0	0	0	0	W	19-14
17	01/01	Jaguars	P	3	2	1	0.0	0.0	2	8	0	0	0	0	0	0	0	0	0	0	0	0	0	0	0	0	0	L	3-31
2022 TOTALS			**14-3**	**21**	**10**	**11**	**1.0**	**4.0**	**6**	**12**	**2**	**0**	**0**	**0**	**0**	**0**	**0**	**0**	**0**	**0**	**0**	**0**	**0**	**0**	**0**	**0**	**0**	**2-13-1**	

+ - Overtime

O.J. HOWARD

83 TIGHT END

Ht: 6-6 **Wt:** 251
DOB: 11/19/1994 **College:** Alabama
Texans Season: **NFL Season:** 6
Acquired: FA-'22

TRANSACTIONS: Selected in the first round (19th overall) of the 2017 NFL Draft by the Tampa Bay Buccaneers...Placed on Reserve/Injured list by the Buccaneers on Oct. 20, 2017...Placed on Reserve/Injured list by the Buccaneers on Nov. 21, 2018...Placed on Reserve/Injured list by the Buccaneers on Oct. 6, 2020...Signed with the Buffalo Bills on March, 18, 2022...Signed by the Houston Texans on Sept. 2, 2022.

CAREER

- Super Bowl LV Champion
- Has started 59-of-73 career games, catching 129 passes for 1,882 yards (14.6 avg.) and 17 touchdowns

2022 (Houston 14/13):

- Has caught 10 passes for 145 yards (14.5 avg.) and two touchdowns during the season
- Caught two touchdowns in Week 1 vs. Indianapolis (9/11), becoming the the third tight end in NFL history to catch two or more touchdown passes in their first game with a new team (Alex Smith - TB, 2005/Jared Cook - STL, 2013)
- Brought in two passes for 27 yards (13.5 avg.) vs. the Los Angeles Chargers (10/2)

2021 (Tampa Bay 17/9):

- Played in a career high 17 games catching 14 passes for 135 yards and a touchdown
- Caught six passes for 49 yards and a touchdown against the Eagles (10/14)

2020 (Tampa Bay 4/1):

- Had four receptions for 36 yards and one touchdown at New Orleans (9/13). The touchdown reception came from Tom Brady - the first touchdown pass from Brady as a Buccaneer
- Hauled in an 11-yard reception against Carolina (9/20)
- Caught three passes for 49 yards (16.3 avg.) at Denver (9/27)
- Against L.A. Chargers (10/4), caught three passes for 50 yards and a touchdown before exiting the game with an Achilles injury

2019 (Tampa Bay 14/14):

- Caught a career high 34 passes for 459 yards and one touchdown
- Had three games of recording at least 60 receiving yards: 73 vs. Indianapolis (12/8), 66 vs. New York Giants (9/22), 61 at Jacksonville (12/1)
- Lone touchdown came against Arizona (11/10)

2018 (Tampa Bay 10/8)

- Brought in 34 passes for a career high 565 receiving yards and five touchdowns
- Recorded at least 50 yards receiving in eight of his 10 games played, highlighted by a 96-yard receiving effort against Philadelphia (9/16), which included a score
- Was put on Reserve/Injured following Week 10

2017 (Tampa Bay 14/14):

- During his rookie season, Howard caught 26 passes for 432 receiving yards and career high six touchdowns
- Brought in two touchdown passes in Week 6 against Buffalo (10/22)
- Posted a career high receiving effort against Buffalo (10/22)

COLLEGE:

- Played in 57 games, with 37 starts, including 28 of the final 30 of his collegiate career
- Finished his career with 114 receptions for 1,726 yards and seven touchdowns
- In two College Football Playoff National Championship Games against Clemson, totaled nine receptions for 314 yards and three touchdowns.
- A first-team All-American selection by Pro Football Focus and a third-team selection by the Associated Press, as a senior (2016), Howard started 13-of15 games, recording 45 catches for 595 yards and three touchdowns.

PERSONAL:

- Attended Autauga Academy (Prattville, Alabama)
- Participated in the 2013 Under Armour All-America Game
- Top tight end prospect in the country, rated as a five-star prospect and the No. 7 prospect nationally in the Rivals 100
- Born O'Terrius Jabari Howard on November 19, 1994.

O.J. HOWARD'S NFL REGULAR SEASON RUSHING/RECEIVING STATISTICS

				RECEIVING					RUSHING				
DATE	TEAM	GP	GS	NO.	YDS.	AVG.	LG	TD	NO.	YDS.	AVG.	LG	TD
2017	Buccaneers	14	14	26	432	16.6	58t	6	0	0	0.0	0	0
2018	Buccaneers	10	8	34	565	16.6	75t	5	0	0	0.0	0	0
2019	Buccaneers	14	14	34	459	13.5	33	1	0	0	0.0	0	0
2020	Buccaneers	4	1	11	146	13.3	33	2	0	0	0.0	0	0
2021	Buccaneers	17	9	14	135	9.6	21	1	0	0	0.0	0	0
2022	Texans	14	13	10	145	14.5	26	2	0	0	0.0	0	0
NFL TOTALS		**73**	**59**	**129**	**1,882**	**14.6**	**75T**	**17**	**0**	**0**	**0.0**	**0**	**0**

O.J. HOWARD'S NFL POSTSEASON RUSHING/RECEIVING STATISTICS

				RECEIVING					RUSHING				
DATE	TEAM	GP	GS	NO.	YDS.	AVG.	LG	TD	NO.	YDS.	AVG.	LG	TD
2020	Buccaneers	0	0	0	0	0.0	0	0	0	0	0.0	0	0
2021	Buccaneers	2	1	2	10	5.0	7	0	0	0	0.0	0	0
NFL TOTALS		**2**	**1**	**2**	**10**	**5.0**	**7**	**0**	**0**	**0**	**0.0**	**0**	**0**

O.J. HOWARD'S NFL REGULAR SEASON RETURN STATISTICS

		KICKOFF RETURNS					PUNT RETURNS					
DATE	TEAM	RET.	YDS.	AVG.	LG	TD	NO.	FC	YDS.	AVG.	LG	TD
2017	Buccaneers	0	0	0.0	0	0	0	0	0	0.0	0	0
2018	Buccaneers	0	0	0.0	0	0	0	0	0	0.0	0	0
2019	Buccaneers	0	0	0.0	0	0	0	0	0	0.0	0	0
2020	Buccaneers	0	0	0.0	0	0	0	0	0	0.0	0	0
2021	Buccaneers	0	0	0.0	0	0	0	0	0	0.0	0	0
2022	Texans	0	0	0.0	0	0	0	0	0	0.0	0	0
NFL TOTALS		**0**	**0**	**0.0**	**0**	**0**	**0**	**0**	**0**	**0.0**	**0**	**0**

O.J. HOWARD'S NFL POSTSEASON RETURN STATISTICS

		KICKOFF RETURNS					PUNT RETURNS					
DATE	TEAM	RET.	YDS.	AVG.	LG	TD	NO.	FC	YDS.	AVG.	LG	TD
2020	Buccaneers	0	0	0.0	0	0	0	0	0	0.0	0	0
2021	Buccaneers	0	0	0.0	0	0	0	0	0	0.0	0	0
NFL TOTALS		**0**	**0**	**0.0**	**0**	**0**	**0**	**0**	**0**	**0.0**	**0**	**0**

SINGLE-GAME HIGHS: RECEIVING

Receptions 6 at Philadelphia Eagles, Oct 14, 2021
...2 more at 6.
Receiving Yards 98 at Buffalo Bills, Oct 22, 2017
Receiving Average 32.0 vs. Philadelphia Eagles, Sep 16, 2018
Longest Receptions 75t vs. Philadelphia Eagles, Sep 16, 2018
Receiving TDs 2 vs. Indianapolis Colts, Sep 11, 2022
...2 more at 2.
All-Purpose Yards 98 at Buffalo Bills, Oct 22, 2017
Most TDs 2 vs. Indianapolis Colts, Sep 11, 2022
...2 more at 2.
Miscellaneous Tackles 2 vs. San Francisco 49ers, Sep 08, 2019
...1 more at 2.

SINGLE-GAME HIGHS - POSTSEASON: RECEIVING

Receptions 1 vs. Los Angeles Rams, Jan 23, 2022
...1 more at 1.
Receiving Yards 7 vs. Los Angeles Rams, Jan 23, 2022
Longest Receptions 7 vs. Los Angeles Rams, Jan 23, 2022
All-Purpose Yards 7 vs. Los Angeles Rams, Jan 23, 2022

2022 GAME-BY-GAME REGULAR-SEASON STATISTICS (TEXANS)

				RECEIVING					RUSHING						
W	DATE	OPPONENT	P/S	NO.	YDS.	AVG.	LG	TD	NO.	YDS.	AVG.	LG	TD	W/L/T	SCORE
01	09/11	Colts	P	2	38	19.0	22t	2	0	0	0.0	0	0	T	20-20
02	09/18	at Broncos	S	1	7	7.0	7	0	0	0	0.0	0	0	L	9-16
03	09/25	at Bears	S	0	0	0.0	0	0	0	0	0.0	0	0	L	20-23
04	10/02	Chargers	S	2	27	13.5	22	0	0	0	0.0	0	0	L	24-34
05	10/09	at Jaguars	S	0	0	0.0	0	0	0	0	0.0	0	0	W	13-6
07	10/23	at Raiders	S	0	0	0.0	0	0	0	0	0.0	0	0	L	20-38
08	10/30	Titans	S	2	24	12.0	24	0	0	0	0.0	0	0	L	10-17
09	11/03	Eagles	S	1	14	14.0	14	0	0	0	0.0	0	0	L	17-29
10	11/13	at Giants	S	0	0	0.0	0	0	0	0	0.0	0	0	L	16-24
11	11/20	Commanders	S	1	9	9.0	9	0	0	0	0.0	0	0	L	10-23
12	11/27	at Dolphins	S	0	0	0.0	0	0	0	0	0.0	0	0	L	15-30
13	12/04	Browns						INACTIVE						L	14-27
14	12/11	at Cowboys	S	0	0	0.0	0	0	0	0	0.0	0	0	L	23-27
15	12/18	Chiefs	S	0	0	0.0	0	0	0	0	0.0	0	0	L	24-30+
16	12/24	at Titans						INACTIVE						W	19-14
17	01/01	Jaguars	S	1	26	26.0	26	0	0	0	0.0	0	0	L	3-31
2022 TOTALS			**14-13**	**10**	**145**	**14.5**	**26**	**2**	**0**	**0**	**0.0**	**0**	**0**	**2-13-1**	

+ - Overtime

2021 GAME-BY-GAME POSTSEASON STATISTICS (BUCCANEERS)

				RECEIVING					RUSHING						
W	DATE	OPPONENT	P/S	NO.	YDS.	AVG.	LG	TD	NO.	YDS.	AVG.	LG	TD	W/L	SCORE
01	01/16	Eagles	P	1	3	3.0	3	0	0	0	0.0	0	0	W	31-15
02	01/23	Rams	S	1	7	7.0	7	0	0	0	0.0	0	0	L	27-30
2021 TOTALS			**2-1**	**2**	**10**	**5.0**	**7**	**0**	**0**	**0**	**0.0**	**0**	**0**	**1-1**	

TYTUS HOWARD

71

OFFENSIVE LINEMAN

Ht: 6-5 **Wt:** 322
DOB: 5/23/1996 **College:** Alabama State
Texans Season: 4 **NFL Season:** 4
Acquired: D1-'19

TRANSACTIONS: Selected by the Houston Texans with the 23rd pick in the first round (23rd overall) of the 2019 NFL Draft...Placed on the Reserve/COVID-19 List on Aug. 13, 2021... Activated from the Reserve/COVID-19 List on Aug. 18, 2021...Placed on the Reserve/COVID-19 List on Dec. 23, 2021...Activated from the Reserve/COVID-19 List on Jan. 5, 2022...Fifth-year option exercised by the Texans on May 2, 2022.

HONORS:

- 2019 PFWA All-Rookie Team

2022 (Houston 16/16):

- Has started 14 games at right tackle and two games at left guard
- Blocked for RB Dameon Pierce at Chicago (9/25), helping him garner his first career rushing touchdown
- Helped RB Dameon Pierce rush for 99 yards in the team's first win of the season at Jacksonville (10/2)
- Blocked for RB Dameon Pierce's career-high 139-yard performance vs. Philadelphia (11/3)
- Moved over to left guard in the absence of OL Kenyon Green vs. Kansas City (12/18)
- Started his second consecutive game at left guard in the team's win at Tennessee (12/24)

2021 (Houston 15/15):

- Started all 15 games he played, a career high, with 11 starts at left guard and four starts at left tackle. Rated as Pro Football Focus' highest-graded pass-blocking tackle among the four weeks he started at left tackle with a grade of 89.9
- Started vs. Jacksonville (9/12) and helped the offense score 37 points, the highest Week 1 point total in franchise history
- Blocked for QB Davis Mills vs. New England (10/10), helping him become the first rookie quarterback in NFL history to finish a game with 300-plus passing yards, three-plus passing touchdowns and a passer rating of 140.0 or higher
- Helped pave the way for a rushing attack that combined for 124 yards on the ground and averaged 4.3 yards per carry at Indianapolis (10/17)
- Blocked for QB Davis Mills vs. the L.A. Rams (10/31) as he threw for 310 yards and completed 29-of-38 passes (76.3 percent), the best completion percentage of his career
- Made his first career start at left tackle, helping pave the way for a rushing attack that totaled 96 yards on 24 attempts, averaging 4.0 yards per carry vs. the N.Y. Jets (11/28)
- Helped protect QB Davis Mills as he threw for a career-high 331 yards vs. Seattle (12/13)
- Blocked for QB Davis Mills as he threw for 209 yards, two touchdowns and a passer rating of 92.2 in the win at Jacksonville (12/19)
- Helped protect QB Davis Mills vs. Tennessee (1/9/22) as he completed 23-of-33 passes (69.7 percent) for 301 yards, three touchdowns and a passer rating of 128.5

2020 (Houston 14/14):

- Started at right tackle in all 14 games he played in before being placed on the Reserve/Injured list on Dec. 23 and helped the team average an NFL-best 8.31 yards per passing play
- Started at right tackle at Kansas City (9/10) in which the Texans rushed for 5.4 yards per attempt
- Blocked for QB Deshaun Watson at right tackle as Watson threw for 300 passing yards and two touchdowns vs. Minnesota (10/4)
- Started at right tackle vs. Jacksonville (10/11) and helped the Texans record 486 net yards and an average of 8.4 yards per play, which was the third highest average in franchise history
- Started at right tackle as part of an offensive line that did not allow a sack and helped QB Deshaun Watson pass for 344 yards and two touchdowns vs. New England (11/22)
- Blocked for QB Deshaun Watson at right tackle as Watson passed for 318 yards and four passing touchdowns at Detroit (11/26)

2019 (Houston 8/8, 0/0):

- Played in eight games (eight starts) at right tackle before being placed on the Reserve/Injured list on Nov. 30
- Blocked for 396 total net yards of offense vs. Indianapolis (11/21), the Texans eighth game on the season with over 350 total net yards
- Started at right tackle in the win over Jacksonville (11/3) at Wembley Stadium in London as part of an offensive line that paved the way for 216 total rushing yards, the most rushing yards in a single game since Week 12 of the 2018 season vs. Tennessee (281) and the second-most yards in a game under Head Coach Bill O'Brien
- Started at right tackle at Kansas City (10/13) and was part

of an offensive line that did not allow a sack on QB Deshaun Watson for a second-consecutive week, the first time the Texans had accomplished the feat since Weeks 1-2 of 2014
- Started at right tackle vs. Atlanta (10/6) and protected QB Deshaun Watson, who threw for 426 yards and five touchdowns
- Made his second-career start and first at right tackle, playing every snap in the Week 3 win over the L.A. Chargers (9/22)
- Started at left guard in his NFL debut vs. Jacksonville (9/15) and played every snap of the Texans' first win of the season

COLLEGE:

- Played four seasons (2015-18) at Alabama State University in Montgomery, Ala. after redshirting the 2014 campaign
- Three-year starter and three-year captain along the offensive line
- Began his career as a walk-on tight end before transitioning to offensive line
- Started 10 games along the offensive line as a senior in 2018, earning FCS First-Team All-America honors from HERO Sports
- Played and started all 11 games at tackle in 2017, allowing just one sack
- Started in seven games on the offensive line in 2016
- Appeared in eight games with six starts in 2015, helping Alabama State average 373.5 yards per game on offense
- Redshirted as a freshman in 2014

PERSONAL:

- Attended Monroe County High School in Monroeville, Ala.
- Played quarterback in high school and rushed for 315 yards in a single game as a senior
- Lettered in basketball in high school as well
- Son of Tyran Rivers and Nathaniel Howard
- Majored in criminal justice at Alabama State

2022 GAME-BY-GAME REGULAR-SEASON STATISTICS (TEXANS)

W	DATE	OPPONENT	P/S		W/L/T	SCORE
01	09/11	Colts	S		T	20-20
02	09/18	at Broncos	S		L	9-16
03	09/25	at Bears	S		L	20-23
04	10/02	Chargers	S		L	24-34
05	10/09	at Jaguars	S		W	13-6
07	10/23	at Raiders	S		L	20-38
08	10/30	Titans	S		L	10-17
09	11/03	Eagles	S		L	17-29
10	11/13	at Giants	S		L	16-24
11	11/20	Commanders	S		L	10-23
12	11/27	at Dolphins	S		L	15-30
13	12/04	Browns	S		L	14-27
14	12/11	at Cowboys	S		L	23-27
15	12/18	Chiefs	S		L	24-30+
16	12/24	at Titans	S		W	19-14
17	01/01	Jaguars	S		L	3-31
2022 TOTALS			**16-16**		**2-13-1**	

+ - Overtime

JERRY HUGHES

55

DEFENSIVE LINEMAN

Ht: 6-2 **Wt:** 254
DOB: 8/13/1988 **College:** TCU
Texans Season: 1 **NFL Season:** 13
Acquired: FA-'22

TRANSACTIONS: Selected by the Indianapolis Colts in the first round (31st overall) of the 2010 NFL Draft...Traded to the Buffalo Bills on April 29, 2013...Signed a two-year contract extension with the Bills on May 21, 2019...Placed on the non-football injury list on July 28, 2021...Activated from the non-football injury list on Aug. 10, 2021...Signed with the Houston Texans on May 11, 2022.

HONORS:

Finalist for 2022 Art Rooney Sportsmanship Award

2022 (Houston 16/15):

- Has 33 tackles (21 solo), 9.0 sacks, 10 tackles for loss, 10 quarterback hits, one pass defensed, two forced fumbles and one interception so far this season
- Made his first start and apperance as a Texan and totaled three tackles (all solo), 2.0 sacks for a loss of 12 yards, one tackle for loss, two quarterback hits, one pass defensed and one interception vs. Indianapolis (9/11)
- Became just the the third player in Texans history to record an interception, a forced fumble and a sack in the same game and the first player to do it all in the first half vs. Indianapolis (9/11)
- Recorded his third multi-sack game of the season, taking down QB Jalen Hurts twice in the same drive vs. Philadelphia (11/3)
- Appeared in his 200th career game and posted four tackles (all solo), 1.0 sack, one quarterback hit and one tackle for loss vs. Jacksonville (1/1)

2021 (Buffalo 17/16, 2/2):

- Appeared in 17 games (16 starts) and totaled 18 tackles (eight solo), 2.0 sacks, seven quarterback hits, one tackle for loss, two forced fumbles and three passes defensed
- Registered one tackle, 0.5 sack and one quarterback hit at Kansas City (10/10)
- Tallied one tackle, 1.0 sack, two quarterback hits and a forced fumble vs. Miami (10/31)
- Recorded a forced fumble for the second consecutive game at Jacksonville (11/7)
- Had 1.0 sack, one tackle, one tackle for loss and three quarterback hits in two postseason starts

2020 (Buffalo 15/15, 3/3):

- Started all 15 games he appeared in and recorded 29 tackles (19 solo), 4.5 sacks, one interception, three passes defensed, 11 quarterback hits, four tackles for loss, two forced fumbles and two fumble recoveries
- Notched two tackles (two solo) and one fumble recovery in the season opener vs. the N.Y. Jets (9/13)
- Recorded his first career interception and six tackles (five solo), 2.0 sacks, one tackle for loss and one forced fumble at the N.Y. Jets (10/25)
- Posted four tackles (one solo), 0.5 sack and two quarterback hits vs. the L.A. Chargers (11/29)
- Registered 2.0 sacks, three tackles, two tackles for loss and two quarterback hits in the AFC Divisional Round vs. Baltimore (1/16/21)

2019 (Buffalo 16/16, 1/1):

- Started all 16 games and finished with 23 tackles (14 solo), 4.5 sacks, nine quarterback hits and six tackles for loss
- Made three tackles (one solo), 1.5 sacks, two quarterback hits and two passes defensed in the season opener at the N.Y. Jets (9/8)
- Registered five tackles (three solo) and one tackle for loss at Tennessee (10/6)
- Notched two tackles (two solo), 1.0 sack, two quarterback hits and one tackle for loss vs. Baltimore (12/8)
- Logged a postseason career-high 3.0 sacks and four tackles in the Wild Card Round at Houston (1/4/20)

2018 (Buffalo 16/16):

- Started all 16 games and totaled 37 tackles (30 solo), a team-leading 7.0 sacks, 18 quarterback hits, a career-high 13 tackles for loss and three forced fumbles
- Notched six tackles, 1.0 sack, three quarterback hits and one tackle for loss vs. the L.A. Chargers (9/16)
- Posted three tackles, 1.5 sacks and three quarterback hits at Houston (10/14)

2017 (Buffalo 16/16, 1/1):

- Started all 16 games and amassed 44 tackles (28 solo), 4.0 sacks, 11 quarterback hits, 12 tackles for loss and one forced fumble
- Registered six tackles (four solo), 2.0 sacks and three tackles for loss at Carolina (9/17)
- Made four tackles (two solo) and two tackles for loss at Kansas City (11/26)
- Posted three tackles in the Wild Card Round at Jacksonville (1/7/18)

2016 (Buffalo 16/15):

- Appeared in all 16 games (15 starts) and finished with 48 tackles (31 solo), 6.0 sacks, 11 quarterback hits, eight

tackles for loss and one forced fumble
- Recorded six tackles (five solo) and 2.0 sacks at Baltimore (9/11)
- Logged five tackles (three solo), one quarterback hit and one tackle for loss vs. the N.Y. Jets (9/15)
- Notched three tackles (three solo), 1.0 sack and one tackle for loss at Seattle (11/7)

2015 (Buffalo 16/16):

- Started all 16 games and tied for the team lead with 5.0 sacks, also amassing 52 tackles (37 solo), 12 quarterback hits, eight tackles for loss, two forced fumbles and one fumble recovery
- Registered three tackles (two solo), 1.0 sack, one forced fumble and one pass defensed vs. New England (9/20)
- Posted three tackles (three solo), four quarterback hits, one tackle for loss, one forced fumble and one fumble recovery vs. Miami (11/8)
- Made seven tackles (four solo), 1.0 sack, one quarterback hit and two tackles for loss at Washington (12/20)

2014 (Buffalo 16/16):

- Started all 16 games and recorded career highs in tackles (53 total, 36 solo), sacks (10.0), quarterback hits (20) and forced fumbles (three)
- Amassed five tackles (three solo), 1.0 sack and one tackle for loss vs. Miami (9/14)
- Notched five tackles (four solo), 2.0 sacks, three quarterback hits, three tackles for loss and a forced fumble at Detroit (10/5)
- Logged seven tackles (five solo), 1.0 sack and three quarterback hits vs. New England (10/12)
- Made four tackles (three solo), 2.0 sacks and three tackles for loss vs. Kansas City (11/9)

2013 (Buffalo 16/1):

- Appeared in 16 games (one start) and finished with 42 tackles (30 solo), 10.0 sacks, 18 quarterback hits, nine tackles for loss and two forced fumbles
- Opened the season with three tackles (two solo), 0.5 sack and two quarterback hits vs. New England (9/8)
- Registered five tackles (two solo), 1.5 sacks and one forced fumble at Cleveland (10/3)
- Recorded a single-game career-high nine tackles (five solo) in addition to one pass defensed vs. Cincinnati (10/13)
- Finished with four tackles (all solo), 2.0 sacks and two tackles for loss at Pittsburgh (11/10)
- Posted two tackles (both solo), 2.0 sacks, three quarterback hits and two tackles for loss vs. Atlanta (12/1)

2012 (Indianapolis 16/6, 1/0):

- Saw action in all 16 games (six starts) and totaled 34 tackles (23 solo), 4.0 sacks, one pass defensed, 10 quarterback hits and seven tackles for loss
- Notched eight tackles (three solo), 1.0 sack, three quarterback hits and one tackle for loss at the N.Y. Jets (10/14)
- Logged three tackles (one solo), 1.5 sacks, one quarterback hit and one tackle for loss vs. Cleveland (10/21)
- Made four tackles (all solo) and one tackle for loss at Kansas City (12/23)

2011 (Indianapolis 12/1):

- Appeared in 12 games (one start) and recorded nine tackles (four solo), 1.0 sack and one quarterback hit
- Registered one tackle and his first NFL sack at Tampa Bay (10/3)
- Posted two tackles (one solo) at Jacksonville (1/1/12)

2010 (Indianapolis 12/0):

- Played in 12 games and finished with six tackles, one quarterback hit and one tackle for loss
- Recorded his first career tackle and quarterback hit vs. Houston (11/1)
- Finished with two tackles vs. Cincinnati (11/14)
- Logged three tackles (all solo) and one tackle for loss vs. Tennessee (1/2/11)

COLLEGE:

- Played four seasons (2006-09) at Texas Christian University in Fort Worth, Texas, where he appeared in 49 games (27 starts) and recorded 143 tackles (83 solo), 40.5 tackles for loss, 28.5 sacks, three interceptions, eight forced fumbles and four fumble recoveries
- Led the Horned Frogs with 16.5 tackles for loss and 11.5 sacks as a senior in 2009. Finished fifth on the team with a collegiate career-high 58 tackles and became the second player in TCU history to become a two-time consensus first-team All-American
- Registered a career-high 19.5 tackles for loss and 15.0 sacks as a junior (2008)
- Saw actions in 13 games (one start) and finished with 30 tackles (18 solo), 3.5 tackles for loss and one sack as a sophomore (2007)

PERSONAL:

- Attended Stephen F. Austin High School in Sugar Land, Texas, where he played running back as a senior and rushed for 1,412 yards and 19 touchdowns
- Named a unanimous first-team All-District 20-5A selection as a senior
- Was a three-year letterman in football and baseball

JERRY HUGHES' NFL REGULAR SEASON DEFENSIVE STATISTICS

				TACKLES								INTERCEPTIONS					FUMBLES				ST					MISC	
DATE	TEAM	GP	GS	TK	S	A	TFL	YDS	SK	YDS	QBH	NO	YDS	LG	TD	PD	FF	FR	TD	YDS	TK	S	A	FF	FR	S	A
2010	Colts	12	0	6	6	0	1	0	0.0	0.0	1	0	0	0	0	0	0	0	0	0	0	0	0	0	0	0	0
2011	Colts	12	1	9	4	5	0	0	1.0	5.0	1	0	0	0	0	0	0	0	0	0	6	2	4	0	0	0	0
2012	Colts	16	6	34	23	11	7	0	4.0	18.0	10	0	0	0	0	1	0	0	0	0	7	6	1	0	0	0	0
2013	Bills	16	1	42	30	12	9	59	10.0	65.5	18	0	0	0	0	2	2	0	0	0	4	2	2	0	0	0	0
2014	Bills	16	16	53	36	17	13	70	10.0	64.0	20	0	0	0	0	0	3	1	1	18	0	0	0	0	0	0	0
2015	Bills	16	16	52	37	15	8	53	5.0	63.0	12	0	0	0	0	4	2	1	0	2	0	0	0	0	0	0	0
2016	Bills	16	15	48	31	17	8	60	6.0	56.0	11	0	0	0	0	3	1	0	0	0	0	0	0	0	0	0	0
2017	Bills	16	16	44	28	16	12	48	4.0	24.0	11	0	0	0	0	0	1	0	0	0	0	0	0	0	0	0	0
2018	Bills	16	16	37	30	7	13	52	7.0	42.5	18	0	0	0	0	1	3	0	0	0	0	0	0	0	0	0	0
2019	Bills	16	16	23	14	9	6	30	4.5	27.5	9	0	0	0	0	3	0	1	0	11	0	0	0	0	0	0	0
2020	Bills	15	15	29	19	10	4	13	4.5	20.0	11	1	-3	0	0	3	2	2	1	21	0	0	0	0	0	0	0
2021	Bills	17	16	18	8	10	1	4	2.0	8.5	7	0	0	0	0	3	2	0	0	0	0	0	0	0	0	0	0
2022	Texans	16	15	33	21	12	10	60	9.0	61.0	10	1	14	14	0	1	2	0	0	0	0	0	0	0	0	0	0
NFL TOTALS		**200**	**149**	**428**	**287**	**141**	**92**	**449**	**67.0**	**455.0**	**139**	**2**	**11**	**14**	**0**	**21**	**18**	**5**	**2**	**52**	**17**	**10**	**7**	**0**	**0**	**0**	**0**

JERRY HUGHES' NFL POSTSEASON DEFENSIVE STATISTICS

				TACKLES								INTERCEPTIONS					FUMBLES				ST					MISC	
DATE	TEAM	GP	GS	TK	S	A	TFL	YDS	SK	YDS	QBH	NO	YDS	LG	TD	PD	FF	FR	TD	YDS	TK	S	A	FF	FR	S	A
2010	Colts	1	0	0	0	0	0	0	0.0	0.0	0	0	0	0	0	0	0	0	0	0	0	0	0	0	0	0	0
2012	Colts	1	0	1	1	0	0	0	0.0	0.0	0	0	0	0	0	0	0	0	0	0	0	0	0	0	0	0	0
2017	Bills	1	1	3	1	2	0	0	0.0	0.0	0	0	0	0	0	0	0	0	0	0	0	0	0	0	0	0	0
2019	Bills	1	1	4	3	1	3	6	3.0	6.0	4	0	0	0	0	0	0	0	0	0	0	0	0	0	0	0	0
2020	Bills	3	3	6	5	1	3	15	3.0	13.0	3	0	0	0	0	0	0	0	0	0	0	0	0	0	0	0	0
2021	Bills	2	2	1	1	0	1	4	1.0	4.0	3	0	0	0	0	0	0	0	0	0	0	0	0	0	0	0	0
NFL TOTALS		**9**	**7**	**15**	**11**	**4**	**7**	**25**	**7.0**	**23.0**	**10**	**0**	**0**	**0**	**0**	**0**	**0**	**0**	**0**	**0**	**0**	**0**	**0**	**0**	**0**	**0**	**0**

SINGLE-GAME HIGHS: DEFENSIVE

Total Tackles 9 vs. Cincinnati Bengals, Oct 13, 2013
Solo Tackles 5 at New York Jets, Oct 25, 2020
...5 more at 5.
Sacks 2.0 vs. Philadelphia Eagles, Nov 03, 2022
...11 more at 2.0.
Passes Defensed 2 at New York Jets, Sep 08, 2019
...1 more at 2.
Forced Fumbles 1 vs. Indianapolis Colts, Sep 11, 2022
...16 more at 1.
Fumble Recoveries 1 at Denver Broncos, Dec 19, 2020
...4 more at 1.
Tackles For Loss 3 at Green Bay Packers, Sep 30, 2018
...3 more at 3.
Interceptions 1 vs. Indianapolis Colts, Sep 11, 2022
...1 more at 1.
Interception Return Yards 14 vs. Indianapolis Colts, Sep 11, 2022
Special Teams Tackles 3 vs. Green Bay Packers, Oct 07, 2012
Longest Opponent's Fumble Return 21 at Denver Broncos, Dec 19, 2020

SINGLE-GAME HIGHS - POSTSEASON: DEFENSIVE

Total Tackles 4 at Houston Texans, Jan 04, 2020
Solo Tackles 3 at Houston Texans, Jan 04, 2020
Sacks 3.0 at Houston Texans, Jan 04, 2020
Tackles For Loss 3 at Houston Texans, Jan 04, 2020

2022 GAME-BY-GAME REGULAR-SEASON STATISTICS (TEXANS)

				TACKLES								INTERCEPTIONS					FUMBLES				ST					MISC			
W	DATE	OPPONENT	P/S	TK	S	A	SK	YDS	TFL	YDS	QBH	NO	YDS	LG	TD	PD	FF	FR	TD	YDS	TK	S	A	FF	FR	S	A	W/L	SCORE
01	09/11	Colts	S	3	3	0	2.0	12.0	1	5	2	1	14	14	0	1	1	0	0	0	0	0	0	0	0	0	0	T	20-20
02	09/18	at Broncos	S	1	0	1	0.0	0.0	0	0	0	0	0	0	0	0	0	0	0	0	0	0	0	0	0	0	0	L	9-16
03	09/25	at Bears	S	4	3	1	2.0	16.0	2	16	2	0	0	0	0	0	0	0	0	0	0	0	0	0	0	0	0	L	20-23
04	10/02	Chargers	S	3	1	2	0.0	0.0	0	0	0	0	0	0	0	0	0	0	0	0	0	0	0	0	0	0	0	L	24-34
05	10/09	at Jaguars	S	1	0	1	0.0	0.0	0	0	0	0	0	0	0	0	0	0	0	0	0	0	0	0	0	0	0	W	13-6
07	10/23	at Raiders	S	0	0	0	0.0	0.0	0	0	0	0	0	0	0	0	0	0	0	0	0	0	0	0	0	0	0	L	20-38
08	10/30	Titans	S	2	2	0	1.0	8.0	2	9	1	0	0	0	0	0	0	0	0	0	0	0	0	0	0	0	0	L	10-17
09	11/03	Eagles	S	5	4	1	2.0	15.0	2	15	2	0	0	0	0	0	0	0	0	0	0	0	0	0	0	0	0	L	17-29
10	11/13	at Giants	P	4	4	0	1.0	5.0	2	10	1	0	0	0	0	0	0	0	0	0	0	0	0	0	0	0	0	L	16-24
11	11/20	Commanders	S	2	0	2	0.0	0.0	0	0	0	0	0	0	0	0	0	0	0	0	0	0	0	0	0	0	0	L	10-23
12	11/27	at Dolphins	S	1	0	1	0.0	0.0	0	0	0	0	0	0	0	0	0	0	0	0	0	0	0	0	0	0	0	L	15-30
13	12/04	Browns	S	1	0	1	0.0	0.0	0	0	0	0	0	0	0	0	0	0	0	0	0	0	0	0	0	0	0	L	14-27
14	12/11	at Cowboys	S	0	0	0	0.0	0.0	0	0	1	0	0	0	0	0	0	0	0	0	0	0	0	0	0	0	0	L	23-27
15	12/18	Chiefs	S	1	1	0	0.0	0.0	0	0	0	0	0	0	0	0	0	0	0	0	0	0	0	0	0	0	0	L	24-30+
16	12/24	at Titans	S	1	1	0	0.0	0.0	0	0	0	0	0	0	0	0	1	0	0	0	0	0	0	0	0	0	0	W	19-14
17	01/01	Jaguars	S	4	2	2	1.0	5.0	1	5	1	0	0	0	0	0	0	0	0	0	0	0	0	0	0	0	0	L	3-31
2022 TOTALS			**16-15**	**33**	**21**	**12**	**9.0**	**61.0**	**10**	**60**	**10**	**1**	**14**	**14**	**0**	**1**	**2**	**0**	**0**	**0**	**0**	**0**	**0**	**0**	**0**	**0**	**0**	**2-13-1**	

+ - Overtime

2021 GAME-BY-GAME POSTSEASON STATISTICS (BILLS)

				TACKLES								INTERCEPTIONS					FUMBLES				ST					MISC			
W	DATE	OPPONENT	P/S	TK	S	A	SK	YDS	TFL	YDS	QBH	NO	YDS	LG	TD	PD	FF	FR	TD	YDS	TK	S	A	FF	FR	S	A	W/L	SCORE
01	01/15	Patriots	S	1	1	0	1.0	4.0	1	4	1	0	0	0	0	0	0	0	0	0	0	0	0	0	0	0	0	W	47-17
02	01/23	at Chiefs	S	0	0	0	0.0	0.0	0	0	2	0	0	0	0	0	0	0	0	0	0	0	0	0	0	0	0	L	36-42+
2021 TOTALS			**2-2**	**1**	**1**	**0**	**1.0**	**4.0**	**1**	**4**	**3**	**0**	**0**	**0**	**0**	**0**	**0**	**0**	**0**	**0**	**0**	**0**	**0**	**0**	**0**	**0**	**0**	**1-1**	

+ - Overtime

CAMERON JOHNSTON

11 PUNTER

Ht: 5-11 **Wt:** 194
DOB: 2/24/1992 **College:** Ohio State
Texans Season: 2 **NFL Season:** 5
Acquired: FA-'21

TRANSACTIONS: Signed by the Philadelphia Eagles as a college free agent on May 11, 2017…Waived by the Eagles on Sept. 2, 2017…Signed by the Eagles on Jan. 3, 2018…Re-signed by the Eagles on March 12, 2020…Signed by the Houston Texans as a free agent on March 30, 2021.

2022 (Houston 16/0):

- Has punted 84 times for 4,059 yards (48.3 avg.) and 34 punts inside the 20 so far in 2022
- In Week 3 at Chicago, landed 5-of-5 punts inside the 20-yard line, marking the first time in his career that 100 percent of his kicks landed inside the 20-yard line (min. three punts)

2021 (Houston 17/0):

- Played in all 17 games and punted 88 times for 4,108 yards, both career highs, for an average of 46.7 yards per punt. Also posted a career-high 3,673 net punting yards (41.7 avg.)
- Pinned a franchise-record and career-high 37 punts inside the the 20-yard line, finishing with the second-most punts inside the 20 in the NFL in 2021
- Recorded five punts for 251 yards (50.2 avg.) with one punt inside the 20 at Buffalo (10/3)
- Punted five times for 212 yards (42.4 avg.), including a long of 55 yards and four punts inside the 20 at Indianapolis (10/17)
- Logged seven punts for 344 yards (49.1 avg.) with a career-long punt of 69 yards at Arizona (10/24). Pinned a career-high two punts within the 5-yard line
- Punted seven times for 364 yards (52.0 avg.), including a long of 63 yards, and pinned two punts inside the 20 vs. the L.A. Rams (10/31). Set a single-game career high with 362 net punting yards
- Punted seven times for 307 yards (43.9 avg.), including a long of 52 yards, and tied a career high with five punts inside the 20 at Tennessee (11/21)
- Booted five punts for 236 yards (47.2 avg.), including a long of 56 yards vs. the N.Y. Jets (11/28). Notched his sixth consecutive game with multiple kicks within the 20, finishing with two
- Punted six times for 302 yards (50.3 avg.) with a long of 60 yards, pinning one punt inside the 20 vs. Indianapolis (12/5)
- Recorded four punts for 193 yards (48.3 avg.) with a long of 55 yards, pinning three punts inside the 20 at Jacksonville (12/19)
- Booted one punt for 53 yards, marking the first regular-season game appearance of his career with one-or-fewer punts vs. the L.A. Chargers (12/26)
- Punted seven times for 328 yards (46.9 avg.) with a long of 53 yards, pinning one punt inside the 20-yard line at San Francisco (1/2/22). Dropped a 39-yard punt at the 49ers 4-yard line, tying Shane Lechler (2013) for the second-most punts within the 5-yard line through 16 games in Texans history (six)
- Logged five punts for 213 yards (42.6 avg.) with a long of 50 yards vs. Tennessee (1/9/22), pinning four punts inside the 20-yard line

2020 (Philadelphia 16/0):

- Finished fourth in the NFL in both punting yards (3,318) and net punting yards (2,924), while also tying for sixth in the league in punts inside the 20-yard line (26)
- Logged a season-best 53.6 punting average and 50.2 net punting average at Washington (9/13)
- Notched a season-high 307 punt yards on six punts (47.3 avg.) at San Francisco (10/4)
- Tallied three punts inside the 20-yard line at Green Bay (12/6)

2019 (Philadelphia 16/0, 1/0):

- Punted 71 times for 3,292 yards (46.4 avg.) with 28 punts inside the 20-yard line and only four touchbacks on the season
- Recorded eight punts for a season-high 387 yards (48.4 avg.), including a season-long 61-yard punt vs. New England (11/17)
- Posted a career-high five punts inside the 20-yard line vs. the N.Y. Giants (12/9)

2018 (Philadelphia 16/0, 2/0):

- Set single-season franchise records in gross punting average (48.1) and net punting average (42.7). Also ranked third and fourth, respectively, in the NFL in those categories
- Finished tied for fifth in the NFL in punts over 60 yards (five)
- Amassed a season-high 313 punting yards on six punts (52.2 avg.) vs. Atlanta (9/6)
- Logged a season-long 68-yard punt at Tennessee (9/30)
- Appeared in the NFC Divisional Round matchup at New

Orleans (1/13/19) and notched five punts for 241 yards (48.2 avg.) with three punts inside the 20-yard line

2017 (Philadelphia 0/0, 0/0):

- Signed by the Eagles as a college free agent and spent the offseason with the team

COLLEGE:

- Played four seasons (2013-16) at Ohio State University in Columbus, Ohio
- Named Big Ten Eddleman-Fields Punter of the Year and was a second-team All-America selection as a senior (2016) after totaling 57 punts for 2,614 yards (46.7 avg.)
- Earned second-team all-Big Ten Conference in his junior season (2015) after ranking second in the Big Ten in punting average (43.9), punts inside the 20 (26) and 50-plus yard punts (18)
- Led the Big Ten with a 45.1-yard punting average on 48 punts as a sophomore (2014)
- Garnered second-team freshman All-American honors by College Football News in his true freshman season (2013) after leading all Big Ten punters with a 44.0 punting average

PERSONAL:

- Attended St. Joseph's College in Newtown, Australia
- Came out of the Melbourne-based punter/kicker training ground Prokick Australia and was a former Australian Rules football player for Melbourne Football Club

CAMERON JOHNSTON'S NFL REGULAR SEASON PUNTING STATISTICS

DATE	TEAM	GP	PUNTS	BLK	YDS.	AVG.	LG	TB	IN20	OPP. RET.	OPP. YDS.	NET YDS.	NET AVG.
2017	Eagles	0	0	0	0	0.0	0	0		0	0	0	0.0
2018	Eagles	16	61	0	2,937	48.1	68	7	24	29	194	2,603	42.7
2019	Eagles	16	71	0	3,292	46.4	61	4	28	32	207	3,005	42.3
2020	Eagles	16	71	1	3,318	46.7	66	6	26	41	274	2,924	40.6
2021	Texans	17	88	0	4,108	46.7	69	4	37	45	355	3,673	41.7
2022	Texans	16	84	0	4,059	48.3	67	4	34	43	388	3,591	42.8
NFL TOTALS		**81**	**375**	**1**	**17,714**	**47.2**	**69**	**25**	**149**	**190**	**1,418**	**15,796**	**42.0**

CAMERON JOHNSTON'S NFL POSTSEASON PUNTING STATISTICS

DATE	TEAM	GP	PUNTS	BLK	YDS.	AVG.	LG	TB	IN20	OPP. RET.	OPP. YDS.	NET YDS.	NET AVG.
2018	Eagles	2	10	0	467	46.7	54	0	4	3	8	459	45.9
2019	Eagles	1	3	0	136	45.3	46	0	1	1	5	131	43.7
NFL TOTALS		**3**	**13**	**0**	**603**	**46.4**	**54**	**0**	**5**	**4**	**13**	**590**	**45.4**

SINGLE-GAME HIGHS: PUNTER

Punts 8 vs. Tennessee Titans, Oct 30, 2022
...2 more at 8.
Gross Punting Yards 387 vs. New York Giants, Dec 09, 2019
...1 more at 387.
Gross Punting Avg 56.0 at Tampa Bay Buccaneers, Sep 16, 2018
Net Punting Yards 362 vs. Los Angeles Rams, Oct 31, 2021
Net Punting Avg 52.3 at Los Angeles Rams, Dec 16, 2018
Longest Punts 69 at Arizona Cardinals, Oct 24, 2021
Inside the 20 5 at Chicago Bears, Sep 25, 2022
...2 more at 5.
Special Teams Tackles 1 vs. Chicago Bears, Nov 03, 2019
...3 more at 1.

SINGLE-GAME HIGHS - POSTSEASON: PUNTER

Punts 5 at New Orleans Saints, Jan 13, 2019
...1 more at 5.
Gross Punting Yards 241 at New Orleans Saints, Jan 13, 2019
Gross Punting Avg 48.2 at New Orleans Saints, Jan 13, 2019
Net Punting Yards 233 at New Orleans Saints, Jan 13, 2019
Net Punting Avg 46.6 at New Orleans Saints, Jan 13, 2019
Longest Punts 54 at New Orleans Saints, Jan 13, 2019
Inside the 20 3 at New Orleans Saints, Jan 13, 2019

2022 GAME-BY-GAME REGULAR-SEASON STATISTICS (TEXANS)

W	DATE	OPPONENT		PUNTS	BLK	YDS.	AVG.	LG	TB	IN20	OPP. RET.	OPP. YDS.	NET YDS.	NET AVG.	W/L/T	SCORE
01	09/11	Colts	P	7	0	318	45.4	52	0	3	5	34	284	40.6	T	20-20
02	09/18	at Broncos	P	5	0	268	53.6	64	0	2	4	59	209	41.8	L	9-16
03	09/25	at Bears	P	5	0	242	48.4	56	0	5	2	1	241	48.2	L	20-23
04	10/02	Chargers	P	3	0	156	52.0	55	0	1	2	24	132	44.0	L	24-34
05	10/09	at Jaguars	P	6	0	293	48.8	58	1	3	2	21	252	42.0	W	13-6
07	10/23	at Raiders	P	1	0	55	55.0	55	0	1	1	0	55	55.0	L	20-38
08	10/30	Titans	P	8	0	374	46.8	60	0	3	4	40	334	41.8	L	10-17
09	11/03	Eagles	P	4	0	208	52.0	67	2	1	1	8	160	40.0	L	17-29
10	11/13	at Giants	P	5	0	229	45.8	52	0	2	2	2	227	45.4	L	16-24
11	11/20	Commanders	P	6	0	286	47.7	53	0	1	4	22	264	44.0	L	10-23
12	11/27	at Dolphins	P	7	0	350	50.0	56	0	2	3	22	328	46.9	L	15-30
13	12/04	Browns	P	7	0	354	50.6	64	1	2	3	86	248	35.4	L	14-27
14	12/11	at Cowboys	P	4	0	197	49.3	60	0	2	2	9	188	47.0	L	23-27
15	12/18	Chiefs	P	5	0	234	46.8	52	0	2	2	8	226	45.2	L	24-30+
16	12/24	at Titans	P	5	0	221	44.2	53	0	2	2	16	205	41.0	W	19-14
17	01/01	Jaguars	P	6	0	274	45.7	53	0	2	4	36	238	39.7	L	3-31
2022 TOTALS			**16**	**84**	**0**	**4,059**	**48.3**	**67**	**4**	**34**	**43**	**388**	**3,591**	**42.8**	**2-13-1**	

+ - Overtime

BREVIN JORDAN

9

TIGHT END

Ht: 6-3 **Wt:** 245
DOB: 7/16/2000 **College:** Miami (Fla.)
Texans Season: 2 **NFL Season:** 2

Acquired: D5a-'21

TRANSACTIONS: Selected by the Houston Texans with the third pick of the fifth round (147th overall) of the 2021 NFL Draft.

2022 (Houston 10/2):

- Has caught 14 passes for 128 yards (9.1 avg.) in 10 games this season
- Caught one pass for nine yards in the season opener vs. Indianapolis (9/11)
- After missing Week 3-5, Jordan returned at Las Vegas (10/23)
- Started vs. Cleveland (12/4), catching four passes for 46 yards (11.5 avg.), which were both season highs

2021 (Houston 9/2):

- Played in nine games (two starts) and caught 20 passes for 178 receiving yards (8.9 avg.) and three touchdowns, tied for the second-most receiving touchdowns by a rookie tight end in Texans history
- Made his first NFL start and appearance vs. the L.A. Rams (10/31) and finished with 41 receiving yards on three catches, including the first touchdown of his career
- Finished with three receptions for 23 yards (7.7 avg.) and a touchdown vs. the N.Y. Jets (11/28). Caught a 13-yard touchdown pass from QB Tyrod Taylor
- Posted 26 receiving yards on four receptions (6.5 avg.) and one touchdown vs. Seattle (12/12). Caught a five-yard touchdown pass from QB Davis Mills
- Caught four passes for a career-high 56 yards (14.0 avg.) with a career-long 27-yard reception vs. the L.A. Chargers (12/26)

COLLEGE:

- Spent three seasons (2018-20) at the University of Miami (Fla.), where he played in 30 games (29 starts) and totaled 1,358 receiving yards on 105 receptions (12.9 avg.) with 13 touchdowns
- As a junior in 2020, named Second Team All-ACC after starting all eight games he played in and finishing second on the team in receptions (38) and receiving yards (576) while also tying for the team lead with seven touchdown receptions
- Was a semifinalist for the John Mackey Award, which honors the nation's top tight end
- Ended his collegiate career with a game-high eight receptions for 96 yards (12.0 avg.) and two receiving touchdowns in the 2020 Cheez-It Bowl against Oklahoma State (12/29)
- As a sophomore in 2019, garnered First Team All-ACC honors after starting all 10 games he played in and posted 35 receptions for 495 receiving yards (14.1 avg.) and two touchdowns
- Named a Mackey Award finalist, which honors the nation's top tight end
- Saw action in 12 games (11 starts) as a true freshman and notched 32 receptions for 287 yards (9.0 avg.) and four receiving touchdowns. Also earned 2018 All-ACC Second Team honors

PERSONAL:

- Attended Bishop Gorman High School in Las Vegas
- His father, Darrell, was drafted by the Atlanta Falcons in the ninth round of the 1990 NFL Draft
- Posted single season career highs in receiving yards (1,111), receptions (63) and touchdowns (13) during his senior year of high school
- Rated as the top-ranked tight end in the country by ESPN.com and 247Sports.com

BREVIN JORDAN'S NFL REGULAR SEASON RUSHING/RECEIVING STATISTICS

				RECEIVING					RUSHING				
DATE	TEAM	GP	GS	NO.	YDS.	AVG.	LG	TD	NO.	YDS.	AVG.	LG	TD
2021	Texans	9	2	20	178	8.9	27	3	0	0	0.0	0	0
2022	Texans	10	2	14	128	9.1	20	0	0	0	0.0	0	0
NFL TOTALS		19	4	34	306	9.0	27	3	0	0	0.0	0	0

SINGLE-GAME HIGHS: RECEIVING

Receptions	4 vs. Cleveland Browns, Dec 04, 2022 ...2 more at 4.	**Receiving TDs**	1 vs. Seattle Seahawks, Dec 12, 2021 ...2 more at 1.
Receiving Yards	56 vs. Los Angeles Chargers, Dec 26, 2021	**All-Purpose Yards**	56 vs. Los Angeles Chargers, Dec 26, 2021
Receiving Average	14.0 vs. Los Angeles Chargers, Dec 26, 2021	**Most TDs**	1 vs. Seattle Seahawks, Dec 12, 2021 ...2 more at 1.
Longest Receptions	27 vs. Los Angeles Chargers, Dec 26, 2021		

2022 GAME-BY-GAME REGULAR-SEASON STATISTICS (TEXANS)

				RECEIVING					RUSHING						
W	DATE	OPPONENT	P/S	NO.	YDS.	AVG.	LG	TD	NO.	YDS.	AVG.	LG	TD	W/L/T	SCORE
01	09/11	Colts	P	1	5	5.0	5	0	0	0	0.0	0	0	T	20-20
02	09/18	at Broncos	S	2	3	1.5	4	0	0	0	0.0	0	0	L	9-16
03	09/25	at Bears						INACTIVE						L	20-23
04	10/02	Chargers						INACTIVE						L	24-34
05	10/09	at Jaguars						INACTIVE						W	13-6
07	10/23	at Raiders	P	0	0	0.0	0	0	0	0	0.0	0	0	L	20-38
08	10/30	Titans	P	2	19	9.5	16	0	0	0	0.0	0	0	L	10-17
09	11/03	Eagles	P	1	5	5.0	5	0	0	0	0.0	0	0	L	17-29
10	11/13	at Giants						INACTIVE						L	16-24
11	11/20	Commanders						INACTIVE						L	10-23
12	11/27	at Dolphins						INACTIVE						L	15-30
13	12/04	Browns	S	4	46	11.5	20	0	0	0	0.0	0	0	L	14-27
14	12/11	at Cowboys	P	0	0	0.0	0	0	0	0	0.0	0	0	L	23-27
15	12/18	Chiefs	P	1	9	9.0	9	0	0	0	0.0	0	0	L	24-30+
16	12/24	at Titans	P	2	21	10.5	15	0	0	0	0.0	0	0	W	19-14
17	01/01	Jaguars	P	1	20	20.0	20	0	0	0	0.0	0	0	L	3-31
2022 TOTALS			**10-2**	**14**	**128**	**9.1**	**20**	**0**	**0**	**0**	**0.0**	**0**	**0**	**2-13-1**	

+ - Overtime

DESMOND KING II

25

DEFENSIVE BACK

Ht: 5-10 **Wt:** 200
DOB: 12/14/1994 **College:** Iowa
Texans Season: 2 **NFL Season:** 6
Acquired: UFA-'21 (TEN)

TRANSACTIONS: Selected by the Los Angeles Chargers with the seventh pick of the fifth round (151st overall) of the 2017 NFL Draft…Traded to the Tennessee Titans on Nov. 2, 2020…Signed by the Houston Texans as an unrestricted free agent on March 30, 2021...Re-signed with the Texans on March 21, 2022.

HONORS:

- AP First Team All-Pro - Defensive Back (2018)
- AP Second Team All-Pro - Punt Returner (2018)
- AFC Defensive Player of the Week (Week 9, 2018)
- AFC Special Teams Player of the Week (Week 13, 2018)

CAREER:

- One of five defensive backs (Malcolm Jenkins, Jordan Poyer, Harrison Smith and Mike Hilton) with at least 8.0 sacks and seven interceptions since 2017
- Became just the sixth player in NFL history and second defensive back (Roy Williams, 2002-03) ever to post multiple pick-sixes and at least four sacks over the first two seasons of his career
- Was one of five players in 2017 (Carlos Dunlap, Cameron Jordan, Ryan Kerrigan and John Simon) to post an interception returned for a touchdown and at least 3.0 sacks

2022 (Houston 16/12):

- Has 81 tackles (55 solo), 10 tackles for loss, two quarterback hits, eight passes defensed, two interceptions and two fumble recoveries so far this season
- Notched six total tackles (five solo) and two passes defensed vs. Indianapolis (9/11), marking the seventh game of his career with two or more passes defensed
- Caught a punt returned it 31 yards at Chicago (9/25), the longest punt return for the Texans so far this season
- Had a career-high three passes defensed and his eighth career interception, returning it for 29 yards to seal the Texans first victory of the season at Jacksonville (10/9)
- Tied his career-high with 10 tackles vs. Washington (11/20)
- Posted the fourth fumble recovery of his career and returned it for 15 yards vs. Cleveland (12/4)
- Recorded his second fumble recovery in the last three games after it was forced by DL Mario Addison vs. Kansas City (12/18)
- Posted his second interception of the season (ninth of his career), picking off Jaguars QB Trevor Lawrence again vs. Jacksonville (1/1)

2021 (Houston 16/12):

- Played in 16 games (12 starts) in his first season as a Texan, totaling a career-high 86 defensive tackles (62 solo) as well as one tackle for loss, three interceptions (tied his career high), six passes defensed, one forced fumble and a career-high seven special teams tackles (six solo)
- Led the team with eight tackles (five solo) in his first game as a Texan in the season opener vs. Jacksonville (9/12)
- Started his first game as a Texan at Buffalo (10/3), leading the team with nine tackles (eight solo), one tackle for loss and his third career forced fumble. His nine tackles in Week 4 were tied for second-most in a single game in his career
- Finished second on the team with eight tackles (five solo) vs. New England (10/10). Tied his career high with a team-leading two special teams tackles
- Posted six total tackles (five solo) and returned four punts for 51 yards (12.8 avg.) at Arizona (10/24)
- Tied for fourth on the team with eight tackles (seven solo) while posting two passes defensed and two interceptions (tied for a career high) at Tennessee (11/21)
- Finished tied for second on the team with seven tackles (five solo) vs. Indianapolis (12/5)
- Finished third on the team with five tackles (three solo) vs. Seattle (12/12)
- Recorded seven tackles (all solo), tied for his second-highest total of the season vs. the L.A. Chargers (12/26)
- Tied for third on the team with seven tackles (five solo), also logging one interception, two passes defensed and one special teams tackle at San Francisco (1/2/22). Intercepted a pass from QB Trey Lance, tying his career high with three interceptions on the season

2020 (L.A. Chargers 6/3; Tennessee 9/5, 1/0):

- Played six games (three starts) for the Chargers before being traded to the Titans prior to Week 9
- Totaled 54 tackles (39 solo), 2.0 sacks, two passes defensed, two tackles for loss, two quarterback hits and a fumble recovery with both the Chargers and Titans
- Notched his first sack of the season for the Chargers vs. Jacksonville (10/25)
- Logged 1.0 sack at Houston (1/3/21)

2019 (L.A. Chargers 15/8):

- Appeared in 15 games (eight starts) and notched 50 total tackles (39 solo), 2.5 sacks, four tackles for loss, four quarterback hits, two passes defensed, two fumble recoveries and one forced fumble. Also returned 21 punts for 118 yards (5.6 avg.) with one touchdown and 16 kickoffs for 331 yards (20.7 avg.)
- Posted four total tackles (three solo) and a career-high 2.5 sacks with one forced fumble at Miami (9/29)
- Returned a punt for a 68-yard touchdown vs. Denver (10/6), becoming the eighth player in Chargers history with multiple touchdowns on punt returns in their career

2018 (L.A. Chargers 16/8, 2/2):

- Earned AP First Team All-Pro honors as a defensive back and Second Team honors as a punt returner
- Saw action in all 16 games (eight starts) and posted 61 total tackles (46 solo), three interceptions with one returned for a touchdown, 10 passes defensed, four tackles for loss, two quarterback hits, two fumble recoveries and one forced fumble
- Recorded 23 punt returns for 318 yards (13.8 avg.) with one touchdown and 22 kickoff returns for 522 yards (23.7 avg.)
- Intercepted QB Baker Mayfield twice at Cleveland (10/14) and added three passes defensed in the contest
- Named AFC Defensive Player of the Week after intercepting QB Russell Wilson and returning it 42 yards for the second pick-six of his career at Seattle (11/4)
- Earned AFC Special Teams Player of the Week honors when he returned a punt 73 yards for a touchdown at Pittsburgh (12/2). Also logged a season-high 10 total tackles (nine solo) and contributed two passes defensed in the game
- Totaled five tackles (three solo), one tackle for loss, one pass defensed and one fumble recovery at Kansas City (12/13)
- Amassed six total tackles (four solo), one tackle for loss, one quarterback hit and a forced fumble at Denver (12/30)
- Recorded 1.0 sack, one special teams tackle and a 72-yard kickoff return in the Wild Card Round game at Baltimore (1/6/19)

2017 (L.A. Chargers 16/4):

- Played in 16 games (four starts) and posted 71 total tackles (61 solo), 4.0 sacks, one interception returned for a touchdown, six tackles for loss, six quarterback hits and five passes defensed. Also contributed 17 kickoff returns for 353 yards (20.8 avg.)
- Logged 1.0 sack in consecutive games in Weeks 8 and 10
- Notched his first career interception when he picked off Cowboys QB Dak Prescott and returned it 90 yards for a touchdown at Dallas (11/23)
- Tallied six solo tackles, 1.0 sack, three quarterback hits and two tackles for loss vs. Cleveland (12/3)
- Made his fourth career start vs. Washington (12/10) and logged a season-high 10 total tackles (seven solo), 1.0 sack, one quarterback hit, one tackle for loss and one pass defensed

COLLEGE:

- Played four seasons (2013-16) at the University of Iowa in Iowa City
- Was the only Big Ten player in a 20-year stretch with at least 12 interceptions and 1,500 combined return yards
- Finished his career as one-of-two players in Hawkeyes history with three career interceptions returned for touchdowns
- Named an AP Second Team All-America selection in his senior season (2016) after starting all 13 games and notching three interceptions and seven pass breakups
- Earned the Jim Thorpe Award given to the nation's best defensive back in 2015 as a junior when he recorded 72 total tackles (46 solo), a school record eight interceptions, including a pick-six, and 21 pass breakups
- Garnered honorable mention All-Big Ten honors by league media after starting all 13 games and notching 64 total tackles (42 solo), three interceptions with one returned for a touchdown and five pass breakups as a sophomore (2014)
- Saw action in all 13 games (12 starts) and posted 69 total tackles (44 solo), eight pass breakups and two recovered fumbles in his true freshman season (2013)

PERSONAL:

- Attended East English Village Preparatory Academy in Detroit
- Established a Michigan high school record with 29 career interceptions and set a school record for career rushing yards
- Rushed for 2,360 yards and scored 33 touchdowns as a senior
- Was a four-year letterman in track, competing in sprint events and relays
- Founded the King Kares Foundation in 2017, which provides financial support to underprivileged families in the Detroit area

DESMOND KING II'S NFL REGULAR SEASON DEFENSIVE STATISTICS

				TACKLES								INTERCEPTIONS					FUMBLES				ST					MISC	
DATE	TEAM	GP	GS	TK	S	A	TFL	YDS	SK	YDS	QBH	NO	YDS	LG	TD	PD	FF	FR	TD	YDS	TK	S	A	FF	FR	S	A
2017	Chargers	16	4	71	61	10	6	21	4.0	11.0	6	1	90	90t	1	5	0	0	0	0	5	5	0	0	0	0	0
2018	Chargers	16	8	61	46	15	4	8	0.0	0.0	2	3	75	42t	1	10	0	1	0	0	1	1	0	1	1	0	0
2019	Chargers	15	8	50	39	11	4	12	2.5	14.0	4	0	0	0	0	2	1	1	0	13	1	1	0	0	1	0	0
2020	Chargers	6	3	23	18	5	0	0	1.0	0.0	1	0	0	0	0	0	0	0	0	0	1	1	0	0	0	0	0
Went from **L.A. Chargers** to **Tennessee**.																											
2020	Titans	9	5	31	21	10	2	7	1.0	2.0	1	0	0	0	0	2	0	1	1	63	0	0	0	0	0	0	0
2020	TOTAL	15	8	54	39	15	2	7	2.0	2.0	2	0	0	0	0	2	0	1	1	63	1	1	0	0	0	0	0
2021	Texans	16	12	86	62	24	1	1	0.0	0.0	0	3	25	25	0	6	1	0	0	0	7	6	1	0	0	0	0
2022	Texans	16	12	81	55	26	10	18	0.0	0.0	2	2	30	29	0	8	0	2	0	20	1	0	1	0	0	0	0
NFL TOTALS		**94**	**52**	**403**	**302**	**101**	**27**	**67**	**8.5**	**27.0**	**16**	**9**	**220**	**90T**	**2**	**33**	**2**	**5**	**1**	**96**	**16**	**14**	**2**	**1**	**2**	**0**	**0**

DESMOND KING II'S NFL POSTSEASON DEFENSIVE STATISTICS

				TACKLES								INTERCEPTIONS					FUMBLES				ST					MISC	
DATE	TEAM	GP	GS	TK	S	A	TFL	YDS	SK	YDS	QBH	NO	YDS	LG	TD	PD	FF	FR	TD	YDS	TK	S	A	FF	FR	S	A
2018	Chargers	2	2	10	6	4	1	1	1.0	1.0	2	0	0	0	0	0	0	0	0	0	2	2	0	0	0	0	0
2020	Titans	1	0	6	5	1	0	0	0.0	0.0	0	0	0	0	0	0	0	0	0	0	0	0	0	0	0	0	0
NFL TOTALS		**3**	**2**	**16**	**11**	**5**	**1**	**1**	**1.0**	**1.0**	**2**	**0**	**0**	**0**	**0**	**0**	**0**	**0**	**0**	**0**	**2**	**2**	**0**	**0**	**0**	**0**	**0**

DESMOND KING II'S NFL REGULAR SEASON RETURN STATISTICS

		KICKOFF RETURNS					PUNT RETURNS					
DATE	TEAM	RET.	YDS.	AVG.	LG	TD	NO.	FC	YDS.	AVG.	LG	TD
2017	Chargers	17	353	20.8	44	0	1	1	2	2.0	2	0
2018	Chargers	22	522	23.7	40	0	23	8	318	13.8	73t	1
2019	Chargers	15	311	20.7	43	0	21	11	118	5.6	68t	1
2020	Chargers	0	0	0.0	0	0	6	4	17	2.8	7	0
Went from **L.A. Chargers** to **Tennessee**.												
2020	Titans	0	0	0.0	0	0	0	0	0	0.0	0	0
2020	TOTAL	0	0	0.0	0	0	6	4	17	2.8	7	0
2021	Texans	1	27	27.0	27	0	17	7	154	9.1	20	0
2022	Texans	1	50	50.0	50	0	32	16	293	9.2	31	0
NFL TOTALS		**56**	**1,263**	**22.6**	**50**	**0**	**100**	**47**	**902**	**9.0**	**73T**	**2**

DESMOND KING II'S NFL POSTSEASON RETURN STATISTICS

		KICKOFF RETURNS					PUNT RETURNS					
DATE	TEAM	RET.	YDS.	AVG.	LG	TD	NO.	FC	YDS.	AVG.	LG	TD
2018	Chargers	6	179	29.8	72	0	5	1	46	9.2	33	0
2020	Titans	0	0	0.0	0	0	0	0	0	0.0	0	0
NFL TOTALS		**6**	**179**	**29.8**	**72**	**0**	**5**	**1**	**46**	**9.2**	**33**	**0**

SINGLE-GAME HIGHS: DEFENSIVE

Total Tackles 10 vs. Washington Commanders, Nov 20, 2022
...2 more at 10.
Solo Tackles 9 at Pittsburgh Steelers, Dec 02, 2018
Sacks 2.5 at Miami Dolphins, Sep 29, 2019
Passes Defensed 3 at Jacksonville Jaguars, Oct 09, 2022
...1 more at 3.
Forced Fumbles 1 at Buffalo Bills, Oct 03, 2021
...1 more at 1.
Fumble Recoveries 1 vs. Chicago Bears, Nov 08, 2020
...2 more at 1.
Tackles For Loss 2 vs. Jacksonville Jaguars, Jan 01, 2023
...3 more at 2.
Interceptions 2 at Tennessee Titans, Nov 21, 2021
...1 more at 2.
Interception Return Yards 90 at Dallas Cowboys, Nov 23, 2017
Special Teams Tackles 3 vs. Los Angeles Chargers, Dec 26, 2021
Special Teams Forced Fumbles 1 at Denver Broncos, Dec 30, 2018
Special Teams Fumble Recoveries 1 vs. Kansas City Chiefs, Nov 18, 2019
...1 more at 1.
Longest Opponent's Fumble Return 63 vs. Chicago Bears, Nov 08, 2020

SINGLE-GAME HIGHS - POSTSEASON: DEFENSIVE

Total Tackles 7 at New England Patriots, Jan 13, 2019
Solo Tackles 5 vs. Baltimore Ravens, Jan 10, 2021
Sacks 1.0 at Baltimore Ravens, Jan 06, 2019
Tackles For Loss 1 at Baltimore Ravens, Jan 06, 2019
Special Teams Tackles 1 at New England Patriots, Jan 13, 2019
...1 more at 1.

2022 GAME-BY-GAME REGULAR-SEASON STATISTICS (TEXANS)

				TACKLES								INTERCEPTIONS					FUMBLES				ST					MISC			
W	DATE	OPPONENT	P/S	TK	S	A	SK	YDS	TFL	YDS	QBH	NO	YDS	LG	TD	PD	FF	FR	TD	YDS	TK	S	A	FF	FR	S	A	W/L	SCORE
01	09/11	Colts	S	6	5	1	0.0	0.0	1	2	1	0	0	0	0	2	0	0	0	0	0	0	0	0	0	0	0	T	20-20
02	09/18	at Broncos	S	2	1	1	0.0	0.0	0	0	0	0	0	0	0	1	0	0	0	0	0	0	0	0	0	0	0	L	9-16
03	09/25	at Bears	S	7	7	0	0.0	0.0	0	0	0	0	0	0	0	1	0	0	0	0	0	0	0	0	0	0	0	L	20-23
04	10/02	Chargers	P	3	3	0	0.0	0.0	1	1	0	0	0	0	0	0	0	0	0	0	0	0	0	0	0	0	0	L	24-34
05	10/09	at Jaguars	P	6	4	2	0.0	0.0	0	0	0	1	29	29	0	3	0	0	0	0	0	0	0	0	0	0	0	W	13-6
07	10/23	at Raiders	P	5	5	0	0.0	0.0	1	1	0	0	0	0	0	0	0	0	0	0	0	0	0	0	0	0	0	L	20-38
08	10/30	Titans	S	4	1	3	0.0	0.0	0	0	0	0	0	0	0	0	0	0	0	0	0	0	0	0	0	0	0	L	10-17
09	11/03	Eagles	P	4	4	0	0.0	0.0	2	4	0	0	0	0	0	0	0	0	0	0	0	0	0	0	0	0	0	L	17-29
10	11/13	at Giants	S	1	1	0	0.0	0.0	0	0	0	0	0	0	0	0	0	0	0	0	1	0	1	0	0	0	0	L	16-24
11	11/20	Commanders	S	10	6	4	0.0	0.0	0	0	1	0	0	0	0	0	0	0	0	0	0	0	0	0	0	0	0	L	10-23
12	11/27	at Dolphins	S	6	4	2	0.0	0.0	1	0	0	0	0	0	0	0	0	0	0	0	0	0	0	0	0	0	0	L	15-30
13	12/04	Browns	S	5	2	3	0.0	0.0	0	0	0	0	0	0	0	0	0	1	0	15	0	0	0	0	0	0	0	L	14-27
14	12/11	at Cowboys	S	7	3	4	0.0	0.0	2	2	0	0	0	0	0	0	0	0	0	0	0	0	0	0	0	0	0	L	23-27
15	12/18	Chiefs	S	3	2	1	0.0	0.0	0	0	0	0	0	0	0	0	0	1	0	5	0	0	0	0	0	0	0	L	24-30+
16	12/24	at Titans	S	4	1	3	0.0	0.0	0	0	0	0	0	0	0	0	0	0	0	0	0	0	0	0	0	0	0	W	19-14
17	01/01	Jaguars	S	8	6	2	0.0	0.0	2	8	0	1	1	1	0	1	0	0	0	0	0	0	0	0	0	0	0	L	3-31
2022 TOTALS			**16-12**	**81**	**55**	**26**	**0.0**	**0.0**	**10**	**18**	**2**	**2**	**30**	**29**	**0**	**8**	**0**	**2**	**0**	**20**	**1**	**0**	**1**	**0**	**0**	**0**	**0**	**2-13-1**	

+ - Overtime

2022 GAME-BY-GAME REGULAR-SEASON STATISTICS (TEXANS)

				KICKOFF RETURNS					PUNT RETURNS							
W	DATE	OPPONENT	P/S	RET	YDS	AVG	LG	TD	NO	FC	YDS	AVG	LG	TD	W/L	SCORE
01	09/11	Colts	S	0	0	0.0	0	0	0	1	0	0.0	0	0	T	20-20
02	09/18	at Broncos	S	0	0	0.0	0	0	1	1	7	7.0	7	0	L	9-16
03	09/25	at Bears	S	0	0	0.0	0	0	1	2	31	31.0	31	0	L	20-23
04	10/02	Chargers	P	0	0	0.0	0	0	2	2	8	4.0	4	0	L	24-34
05	10/09	at Jaguars	P	0	0	0.0	0	0	1	1	10	10.0	10	0	W	13-6
07	10/23	at Raiders	P	0	0	0.0	0	0	1	1	1	1.0	1	0	L	20-38
08	10/30	Titans	S	0	0	0.0	0	0	3	1	18	6.0	12	0	L	10-17
09	11/03	Eagles	P	0	0	0.0	0	0	1	2	-2	-2.0	-2	0	L	17-29
10	11/13	at Giants	S	0	0	0.0	0	0	3	1	17	5.7	13	0	L	16-24
11	11/20	Commanders	S	0	0	0.0	0	0	2	1	14	7.0	9	0	L	10-23
12	11/27	at Dolphins	S	0	0	0.0	0	0	3	0	38	12.7	19	0	L	15-30
13	12/04	Browns	S	1	50	50.0	50	0	3	1	42	14.0	20	0	L	14-27
14	12/11	at Cowboys	S	0	0	0.0	0	0	3	0	36	12.0	15	0	L	23-27
15	12/18	Chiefs	S	0	0	0.0	0	0	2	1	16	8.0	13	0	L	24-30+
16	12/24	at Titans	S	0	0	0.0	0	0	5	0	41	8.2	15	0	W	19-14
17	01/01	Jaguars	S	0	0	0.0	0	0	1	1	16	16.0	16	0	L	3-31
2022 TOTALS			**16-12**	**1**	**50**	**50.0**	**50**	**0**	**32**	**16**	**293**	**9.2**	**31**	**0**	**2-13**	

+ - Overtime

CHRISTIAN KIRKSEY

58

LINEBACKER

Ht: 6-2 **Wt:** 235
DOB: 8/31/1992 **College:** Iowa
Texans Season: 2 **NFL Season:** 9
Acquired: FA-'21

TRANSACTIONS: Selected by the Cleveland Browns with the seventh pick of the third round (71st overall) of the 2014 NFL Draft…Signed a contract extension with the Browns on May 30, 2017…Released by the Browns on March 10, 2020…Signed by the Green Bay Packers as a free agent on March 16, 2020…Released by the Packers on Feb. 19, 2021…Signed by the Houston Texans as a free agent on March 24, 2021...Placed on the Reserve/Injured List on Nov. 6, 2021...Designated for return on Dec. 2, 2021...Activated on Dec. 4, 2021...Placed on the Reserve/COVID-19 List on Dec. 15, 2021...Activated on Dec. 25, 2021...Re-signed with the Texans on March 18, 2022.

HONORS:

- Texans Nominee for 2022 Walter Payton NFL Man of the Year Award

CAREER:

- Totaled the most solo tackles (171) and the second-most total tackles (281) in the NFL from 2016-17
- Was the only player in the NFL to rank in the top five in the league in tackles in both 2016 and 2017
- Recorded the fifth-most total tackles in the NFL in 2016 after notching a single-season career-high 143 (93 solo)

2022 (Houston 16/16):

- Has 119 tackles (77 solo), 3.0 sacks, seven tackles for loss, seven quarterback hits, one fumble recovery, four passes defensed and one interception so far this season
- Finished with nine total tackles (two solo) and a fumble recovery vs. Indianapolis (9/11), his sixth career fumble recovery and third as a Texan
- Played in his 100th career game and logged seven total tackles (four solo) at Chicago (9/25)
- Surpassed 700 career tackles vs. Washington (11/20), which puts him 11th on the all-time tackle list among active NFL players
- Had a season-high 11 tackles (nine solo), 1.0 sack, one tackle for loss and one quarterback hit vs. Kansas City (12/18)

2021 (Houston 13/12):

- Played in 13 games (12 starts) in his first season as a Texan and finished second on the team with 93 tackles (55 solo). Also logged six tackles for loss, two quarterback hits, one interception and eight passes defensed
- Recorded his fifth career interception off of QB Trevor Lawrence in his first game as a Texan in the season opener vs. Jacksonville (9/12)
- Tied for second on the team with six tackles (four solo), one tackle for loss and one fumble recovery at Cleveland (9/19)
- Finished second on the Texans with 10 tackles (seven solo) vs. Carolina (9/23)
- Tallied seven tackles (four solo), one quarterback hit and one pass defensed at Buffalo (10/3)
- Led the team with 10 tackles (four solo) and posted one pass defensed vs. New England (10/10)
- Finished second on the team with eight tackles (four solo) and notched one pass defensed at Arizona (10/24)
- Tied for second on the team with seven tackles (five solo), also notching one quarterback hit, one pass defensed and one fumble recovery vs. Indianapolis (12/5)
- Led the team with 10 tackles (five solo) vs. Seattle (12/12), his third game with double-digit tackles on the season
- Paced the Texans with nine tackles (five solo), also notching one pass defensed at San Francisco (1/2/22)
- Tied for the team lead with eight tackles (four solo) while adding two tackles for loss (tying his season high) and a pass defensed vs. Tennessee (1/9/22)

2020 (Green Bay 11/11, 2/1):

- Started 11 games in his lone season with the Packers and notched 77 total tackles (46 solo), 2.0 sacks, two interceptions, four passes defensed, two tackles for loss and two quarterback hits
- Became the first Packers linebacker with multiple sacks and multiple interceptions in a season since Julius Peppers in 2014
- Made his first start for Green Bay at Minnesota (9/13) and notched 12 total tackles (six solo)
- Recorded a team-high 11 total tackles (six solo) and his first interception of the season at Indianapolis (11/22)
- Led the team with nine total tackles (five solo) vs. Carolina (12/19)
- Logged 1.0 sack, one tackle for loss, one pass defensed and one interception vs. Tennessee (12/27)
- Totaled seven tackles (four solo) with 1.0 sack at Chicago (1/3/21)

2019 (Cleveland 2/2):

- Started two games before being placed on the Reserve/Injured list prior to Week 3

2018 (Cleveland 7/7):

- Started in all seven games that he played in and totaled 43 tackles (29 solo), two interceptions, five passes defensed, one tackle for loss and one fumble recovery
- Notched a single-game career-high two passes defensed and added one interception vs. the L.A. Chargers (10/14)
- Recorded 10 total tackles (seven solo), one interception, one fumble recovery and one pass defensed vs. Tampa Bay (10/21)
- Placed on the Reserve/Injured list prior to Week 10

2017 (Cleveland 16/16):

- Finished second on the Browns with 138 total tackles (86 solo) while also adding 3.5 sacks, five passes defensed, six quarterback hits, six tackles for loss, two forced fumbles and one fumble recovery
- One of three Cleveland players (Joe Schobert and Demario Davis) to play every defensive snap on the season
- Contributed five games with double-digit tackles on the season
- Totaled a single-game career-high 17 tackles (eight solo), one tackle for loss, one forced fumble and one pass defensed vs. Tennessee (10/22)
- Amassed 14 total tackles (eight solo), 1.0 sack and one forced fumble vs. Jacksonville (11/19). Strip-sacked Jaguars QB Blake Bortles in the third quarter, which was recovered by DE Myles Garrett

2016 (Cleveland 16/16):

- Recorded a single-season career-high 143 total tackles (93 solo), which ranked fifth in the NFL. Also contributed 2.5 sacks, seven quarterback hits, 11 tackles for loss, three passes defensed and three special teams tackles
- Was one of four players (Bobby Wagner, Zach Brown and Kwon Alexander) with at least 140 total tackles and 2.5 sacks on the season
- Logged his first sack of the season for a loss of four yards at Philadelphia (9/11)
- Notched a season-high 16 total tackles (11 solo) vs. New England (10/9)
- Totaled 11 tackles (10 solo), 1.0 sack, two quarterback hits and a season-high three tackles for loss at Pittsburgh (1/1/17)

2015 (Cleveland 16/5):

- Appeared in all 16 games (five starts) and accumulated 53 total tackles (34 solo), 3.5 sacks, five quarterback hits, five tackles for loss, one pass defensed, one forced fumble, one fumble recovery and 10 special teams tackles
- Started his first game of the season and added 1.0 sack for a loss of seven yards at San Diego (10/4)
- Added four total tackles (three solo), 1.0 sack, one quarterback hit, two tackles for loss and one pass defensed at Pittsburgh (11/15)

2014 (Cleveland 16/8):

- Saw action in all 16 games (eight starts) as a rookie and logged 75 total tackles (41 solo), 2.0 sacks, four quarterback hits, five tackles for loss, one forced fumble, two passes defensed and six special teams tackles
- Notched a sack in his NFL debut at Pittsburgh (9/7)
- Posted seven total tackles (five solo), 1.0 sack, one quarterback hit, one tackle for loss and two special teams tackles at Jacksonville (10/19)
- Forced his first career fumble vs. Cincinnati (12/14)

COLLEGE:

- Played four seasons (2010-13) at the University of Iowa in Iowa City
- Appeared in 49 career games and registered 315 tackles, 5.5 sacks, four interceptions, seven fumble recoveries and five forced fumbles
- Also returned two interceptions for touchdowns and one fumble for a score, becoming the third player in school history to total at least three career defensive touchdowns
- Named honorable mention All-Big Ten by coaches and media as a senior (2013) after starting 13 games and ranking third on the team with 104 total tackles (47 solo)
- One of eight players in the nation with two interception returns for touchdowns in 2012

PERSONAL:

- Attended Hazelwood East High School in St. Louis
- Earned All-America and All-State honors after leading the conference with 163 tackles as a senior
- Also lettered in track as a member of the school's 2008 state championship team and played basketball

CHRISTIAN KIRKSEY'S NFL REGULAR SEASON DEFENSIVE STATISTICS

				TACKLES								INTERCEPTIONS					FUMBLES				ST					MISC	
DATE	TEAM	GP	GS	TK	S	A	TFL	YDS	SK	YDS	QBH	NO	YDS	LG	TD	PD	FF	FR	TD	YDS	TK	S	A	FF	FR	S	A
2014	Browns	16	8	75	41	34	5	15	2.0	7.0	4	0	0	0	0	2	1	0	0	0	6	6	0	0	0	0	0
2015	Browns	16	5	53	34	19	5	20	3.5	13.0	5	0	0	0	0	1	1	1	0	0	10	6	4	0	0	0	0
2016	Browns	16	16	143	93	50	11	36	2.5	16.0	7	0	0	0	0	3	0	0	0	0	5	3	2	0	0	0	0
2017	Browns	16	16	138	86	52	6	19	3.5	13.5	6	0	0	0	0	5	2	1	0	0	0	0	0	0	0	0	0
2018	Browns	7	7	43	29	14	1	3	0.0	0.0	0	2	17	13	0	5	0	1	0	8	0	0	0	0	0	0	0
2019	Browns	2	2	11	6	5	2	3	0.0	0.0	0	0	0	0	0	0	0	0	0	0	0	0	0	0	0	0	0
2020	Packers	11	11	77	46	31	2	11	2.0	11.0	2	2	18	10	0	4	0	0	0	0	0	0	0	0	0	0	0
2021	Texans	13	12	93	55	38	6	8	0.0	0.0	2	1	1	1	0	8	0	2	0	-1	0	0	0	0	0	0	0
2022	Texans	16	16	119	77	42	7	24	3.0	26.0	7	1	0	0	0	4	0	1	0	0	0	0	0	0	0	0	0
NFL TOTALS		113	93	752	467	285	45	139	16.5	86.5	33	6	36	13	0	32	4	6	0	7	21	15	6	0	0	0	0

CHRISTIAN KIRKSEY'S NFL POSTSEASON DEFENSIVE STATISTICS

				TACKLES								INTERCEPTIONS					FUMBLES				ST					MISC	
DATE	TEAM	GP	GS	TK	S	A	TFL	YDS	SK	YDS	QBH	NO	YDS	LG	TD	PD	FF	FR	TD	YDS	TK	S	A	FF	FR	S	A
2020	Packers	2	1	6	4	2	1	1	0.0	0.0	0	0	0	0	0	0	0	0	0	0	0	0	0	0	0	0	0
NFL TOTALS		**2**	**1**	**6**	**4**	**2**	**1**	**1**	**0.0**	**0.0**	**0**	**0**	**0**	**0**	**0**	**0**	**0**	**0**	**0**	**0**	**0**	**0**	**0**	**0**	**0**	**0**	**0**

SINGLE-GAME HIGHS: DEFENSIVE

Total Tackles 17 vs. Tennessee Titans, Oct 22, 2017
Solo Tackles 11 vs. New England Patriots, Oct 09, 2016
Sacks 1.0 at Miami Dolphins, Nov 27, 2022
...12 more at 1.0.
Passes Defensed 2 vs. Jacksonville Jaguars, Sep 12, 2021
...1 more at 2.
Forced Fumbles 1 vs. Jacksonville Jaguars, Nov 19, 2017
...3 more at 1.
Fumble Recoveries 1 vs. Indianapolis Colts, Sep 11, 2022
...5 more at 1.
Tackles For Loss 3 at Pittsburgh Steelers, Jan 01, 2017
Interceptions 1 at Denver Broncos, Sep 18, 2022
...5 more at 1.
Interception Return Yards 13 at Tampa Bay Buccaneers, Oct 21, 2018
Special Teams Tackles 3 vs. Oakland Raiders, Sep 27, 2015
Longest Opponent's Fumble Return 8 at Tampa Bay Buccaneers, Oct 21, 2018

SINGLE-GAME HIGHS - POSTSEASON: DEFENSIVE

Total Tackles 4 vs. Tampa Bay Buccaneers, Jan 24, 2021
Solo Tackles 2 vs. Tampa Bay Buccaneers, Jan 24, 2021
...1 more at 2.
Tackles For Loss 1 vs. Tampa Bay Buccaneers, Jan 24, 2021

2022 GAME-BY-GAME REGULAR-SEASON STATISTICS (TEXANS)

				TACKLES								INTERCEPTIONS					FUMBLES				ST					MISC			
W	DATE	OPPONENT	P/S	TK	S	A	SK	YDS	TFL	YDS	QBH	NO	YDS	LG	TD	PD	FF	FR	TD	YDS	TK	S	A	FF	FR	S	A	W/L	SCORE
01	09/11	Colts	S	9	2	7	0.0	0.0	1	2	1	0	0	0	0	0	0	1	0	0	0	0	0	0	0	0	0	T	20-20
02	09/18	at Broncos	S	5	4	1	0.5	3.0	0	0	1	1	0	0	0	1	0	0	0	0	0	0	0	0	0	0	0	L	9-16
03	09/25	at Bears	S	7	4	3	0.0	0.0	0	0	0	0	0	0	0	0	0	0	0	0	0	0	0	0	0	0	0	L	20-23
04	10/02	Chargers	S	6	4	2	0.0	0.0	0	0	0	0	0	0	0	0	0	0	0	0	0	0	0	0	0	0	0	L	24-34
05	10/09	at Jaguars	S	8	5	3	0.0	0.0	0	0	0	0	0	0	0	1	0	0	0	0	0	0	0	0	0	0	0	W	13-6
07	10/23	at Raiders	S	9	8	1	0.0	0.0	1	1	0	0	0	0	0	0	0	0	0	0	0	0	0	0	0	0	0	L	20-38
08	10/30	Titans	S	6	4	2	0.0	0.0	0	0	0	0	0	0	0	0	0	0	0	0	0	0	0	0	0	0	0	L	10-17
09	11/03	Eagles	S	7	5	2	0.0	0.0	1	1	1	0	0	0	0	0	0	0	0	0	0	0	0	0	0	0	0	L	17-29
10	11/13	at Giants	S	8	3	5	0.5	4.0	0	0	1	0	0	0	0	0	0	0	0	0	0	0	0	0	0	0	0	L	16-24
11	11/20	Commanders	S	7	6	1	0.0	0.0	1	1	1	0	0	0	0	0	0	0	0	0	0	0	0	0	0	0	0	L	10-23
12	11/27	at Dolphins	S	7	5	2	1.0	8.0	1	8	1	0	0	0	0	1	0	0	0	0	0	0	0	0	0	0	0	L	15-30
13	12/04	Browns	S	7	5	2	0.0	0.0	1	0	0	0	0	0	0	0	0	0	0	0	0	0	0	0	0	0	0	L	14-27
14	12/11	at Cowboys	S	10	5	5	0.0	0.0	0	0	0	0	0	0	0	1	0	0	0	0	0	0	0	0	0	0	0	L	23-27
15	12/18	Chiefs	S	11	9	2	1.0	11.0	1	11	1	0	0	0	0	0	0	0	0	0	0	0	0	0	0	0	0	L	24-30+
16	12/24	at Titans	S	6	6	0	0.0	0.0	0	0	0	0	0	0	0	0	0	0	0	0	0	0	0	0	0	0	0	W	19-14
17	01/01	Jaguars	S	6	2	4	0.0	0.0	0	0	0	0	0	0	0	0	0	0	0	0	0	0	0	0	0	0	0	L	3-31
2022 TOTALS			**16-16**	**119**	**77**	**42**	**3.0**	**26.0**	**7**	**24**	**7**	**1**	**0**	**0**	**0**	**4**	**0**	**1**	**0**	**0**	**0**	**0**	**0**	**0**	**0**	**0**	**0**	**2-13-1**	

+ - Overtime



ROY LOPEZ

91

DEFENSIVE LINEMAN

Ht: 6-2 **Wt:** 318
DOB: 8/7/1997 **College:** Arizona
Texans Season: 2 **NFL Season:** 2
Acquired: D6-'21

TRANSACTIONS: Selected by the Houston Texans with the 11th pick of the sixth round (195th overall) of the 2021 NFL Draft...Placed on the Reserve/COVID-19 List on Dec. 23, 2021...Activated from the Reserve/COVID-19 List on Dec. 29, 2021.

2022 (Houston 16/13):

- Has 33 tackles (19 solo), six tackles for loss, three quarterback hits, one pass defensed and one forced safety so far this season
- Recorded five tackles (all solo) and his first-career forced safety when he tackled Browns RB Nick Chubb in the end zone vs. Cleveland (12.4)

2021 (Houston 16/15):

- Played in 16 games (15 starts) and totaled 31 tackles (19 solo), four tackles for loss, 1.0 sack, two quarterback hits and one fumble recovery
- Appeared in his first NFL game vs. Jacksonville (9/12)
- Made the first start of his career at Cleveland (9/19)
- Registered his first NFL tackle vs. Carolina (9/23)
- Recorded his first career tackle for loss and posted two tackles (both solo) at Arizona (10/24)
- Notched a career-high three tackles vs. the L.A. Rams (10/31)
- Totaled three tackles (two solo), his first career sack and first career fumble recovery at Miami (11/7). Sacked QB Jacoby Brissett for a loss of two yards
- Posted two tackles (both solo) and one tackle for loss at Jacksonville (12/19)
- Notched a career-high five tackles (three solo) at San Francisco (1/2/22)

COLLEGE:

- Played one season (2020) at the University of Arizona in Tucson, Ariz., after transferring from New Mexico State University in Las Cruces, N.M., where he played three seasons (2016-18) and redshirted in 2019
- Played in five games with Arizona totaling 18 tackles (10 solo), 4.0 tackles for loss and 1.0 sack
- Saw action in 40 games with New Mexico State, including four in his redshirt season (2019), accumulating 137 total tackles (43 solo), 20.0 tackles for loss, 8.0 sacks, four pass breakups and three fumble recoveries

PERSONAL:

- Attended Mesquite High School in Tempe, Ariz.
- Was a 2015 first team All-State selection and the 2015 Defensive Lineman of the Year by Arizona Varsity Rivals
- Lettered four years in wrestling as a heavy weight, amassing two State Championships and a career record of 113-3
- His father, also Roy, was hired as the head football coach for Mesa (Ariz.) Desert Ridge High School in January of 2021. He previously was twice named the Arizona High School Coach of the Year at Tempe (Ariz.) Marcos de Niza High School

ROY LOPEZ'S NFL REGULAR SEASON DEFENSIVE STATISTICS

				TACKLES								INTERCEPTIONS					FUMBLES				ST					MISC	
DATE	TEAM	GP	GS	TK	S	A	TFL	YDS	SK	YDS	QBH	NO	YDS	LG	TD	PD	FF	FR	TD	YDS	TK	S	A	FF	FR	S	A
2021	Texans	16	15	31	19	12	4	5	1.0	2.0	2	0	0	0	0	0	0	1	0	0	0	0	0	0	0	0	0
2022	Texans	16	13	33	19	14	6	14	1.0	7.0	3	0	0	0	0	1	0	0	0	0	0	0	0	0	0	0	0
NFL TOTALS		**32**	**28**	**64**	**38**	**26**	**10**	**19**	**2.0**	**9.0**	**5**	**0**	**0**	**0**	**0**	**1**	**0**	**1**	**0**	**0**	**0**	**0**	**0**	**0**	**0**	**0**	**0**

SINGLE-GAME HIGHS: DEFENSIVE

Total Tackles 5 vs. Cleveland Browns, Dec 04, 2022
...1 more at 5.
Solo Tackles 5 vs. Cleveland Browns, Dec 04, 2022
Sacks 1.0 at Miami Dolphins, Nov 07, 2021
Fumble Recoveries 1 at Miami Dolphins, Nov 07, 2021
Tackles For Loss 1 vs. Jacksonville Jaguars, Jan 01, 2023
...9 more at 1.
Safeties 1 vs. Cleveland Browns, Dec 04, 2022

2022 GAME-BY-GAME REGULAR-SEASON STATISTICS (TEXANS)

				TACKLES								INTERCEPTIONS					FUMBLES				ST					MISC			
W	DATE	OPPONENT	P/S	TK	S	A	SK	YDS	TFL	YDS	QBH	NO	YDS	LG	TD	PD	FF	FR	TD	YDS	TK	S	A	FF	FR	S	A	W/L	SCORE
01	09/11	Colts	S	3	0	3	0.0	0.0	0	0	0	0	0	0	0	0	0	0	0	0	0	0	0	0	0	0	0	T	20-20
02	09/18	at Broncos	S	1	1	0	0.0	0.0	0	0	1	0	0	0	0	1	0	0	0	0	0	0	0	0	0	0	0	L	9-16
03	09/25	at Bears	S	2	1	1	0.0	0.0	0	0	0	0	0	0	0	0	0	0	0	0	0	0	0	0	0	0	0	L	20-23
04	10/02	Chargers	S	3	2	1	0.0	0.0	1	1	0	0	0	0	0	0	0	0	0	0	0	0	0	0	0	0	0	L	24-34
05	10/09	at Jaguars	S	2	1	1	0.0	0.0	0	0	0	0	0	0	0	0	0	0	0	0	0	0	0	0	0	0	0	W	13-6
07	10/23	at Raiders	S	0	0	0	0.0	0.0	0	0	0	0	0	0	0	0	0	0	0	0	0	0	0	0	0	0	0	L	20-38
08	10/30	Titans	P	2	2	0	1.0	7.0	1	7	2	0	0	0	0	0	0	0	0	0	0	0	0	0	0	0	0	L	10-17
09	11/03	Eagles	P	0	0	0	0.0	0.0	0	0	0	0	0	0	0	0	0	0	0	0	0	0	0	0	0	0	0	L	17-29
10	11/13	at Giants	P	2	1	1	0.0	0.0	0	0	0	0	0	0	0	0	0	0	0	0	0	0	0	0	0	0	0	L	16-24
11	11/20	Commanders	S	2	2	0	0.0	0.0	1	4	0	0	0	0	0	0	0	0	0	0	0	0	0	0	0	0	0	L	10-23
12	11/27	at Dolphins	S	2	0	2	0.0	0.0	0	0	0	0	0	0	0	0	0	0	0	0	0	0	0	0	0	0	0	L	15-30
13	12/04	Browns	S	5	5	0	0.0	0.0	1	1	0	0	0	0	0	0	0	0	0	0	0	0	0	0	0	0	0	L	14-27
14	12/11	at Cowboys	S	4	1	3	0.0	0.0	0	0	0	0	0	0	0	0	0	0	0	0	0	0	0	0	0	0	0	L	23-27
15	12/18	Chiefs	S	0	0	0	0.0	0.0	0	0	0	0	0	0	0	0	0	0	0	0	0	0	0	0	0	0	0	L	24-30+
16	12/24	at Titans	S	4	2	2	0.0	0.0	1	1	0	0	0	0	0	0	0	0	0	0	0	0	0	0	0	0	0	W	19-14
17	01/01	Jaguars	S	1	1	0	0.0	0.0	1	0	0	0	0	0	0	0	0	0	0	0	0	0	0	0	0	0	0	L	3-31
2022 TOTALS			**16-13**	**33**	**19**	**14**	**1.0**	**7.0**	**6**	**14**	**3**	**0**	**0**	**0**	**0**	**1**	**0**	**0**	**0**	**0**	**0**	**0**	**0**	**0**	**0**	**0**	**0**	**2-13-1**	

+ - Overtime

JUSTIN MCCRAY

64

OFFENSIVE LINEMAN

Ht: 6-3 **Wt:** 315
DOB: 5/31/1992 **College:** Central Florida
Texans Season: 2 **NFL Season:** 6
Acquired: UFA-'21 (ATL)

TRANSACTIONS: Signed by the Tennessee Titans as a college free agent on May 12, 2014…Waived by the Titans on Aug. 30, 2014…Signed to the Titans practice squad on Aug. 31, 2014…Signed by the Titans on Dec. 29, 2014…Waived by the Titans on Aug. 30, 2015…Signed by the Green Bay Packers as an unrestricted free agent on March 29, 2017…Re-signed by the Packers on April 17, 2018…Re-signed by the Packers on April 2, 2019…Traded to the Cleveland Browns on Aug. 31, 2019…Signed by the Atlanta Falcons as an unrestricted free agent on March 22, 2020…Signed by the Houston Texans as an unrestricted free agent on March 22, 2021...Placed on the Reserve/COVID-19 List on Dec. 17, 2021...Activated from the Reserve/COVID-19 List on Dec. 25, 2021.

2022 (Houston 12/2):

- Started at left guard to open the season vs. Indianapolis (9/11)
- Rotated in at left guard in the fourth quarter at Las Vegas (10/23)
- Started at right guard for the second time this season vs. Tennessee (10/30)
- Rotated in at left guard at Miami (11/27), playing 22 snaps
- Subbed in at left guard in the team's second win of the season at Tennessee (12/24)

2021 (Houston 15/8):

- Tied his career highs in games played (15) and starts (eight) with six starts and right guard and two starts at center
- Played in his first game as a Texan vs. Jacksonville (9/12), appearing on offense and special teams, helping the offense score 37 points, the highest Week 1 point total in franchise history
- Made his first start as a Texan at Indianapolis (10/17) in place of injured OL Justin Britt, blocking for a rushing attack that combined for 124 yards on the ground and averaged 4.3 yards per carry at Indianapolis (10/17)
- Blocked for QB Davis Mills vs. the L.A. Rams (10/31) as he threw for 310 yards and completed 29-of-38 passes (76.3 percent), the best completion percentage of his career
- Helped pave the way for a rushing attack that totaled 96 yards on 24 attempts, averaging 4.0 yards per carry vs. the N.Y. Jets (11/28)
- Helped protect QB Davis Mills as he threw for a career-high 331 yards vs. Seattle (12/12)
- Blocked for QB Davis Mills vs. Tennessee (1/9/22) as he completed 23-of-33 passes (69.7 percent) for 301 yards, three touchdowns and a passer rating of 128.5

2020 (Atlanta 10/2):

- Appeared in 10 games with two starts at left guard in his first season with the Falcons
- Helped the Falcons offense average the fifth-most passing yards per game (272.7) in the league

2019 (Cleveland 15/4):

- Played in 15 games and notched four total starts at both right and left tackle
- Blocked for a rushing attack that averaged the fourth-best yards per carry (4.84) in the NFL

2018 (Green Bay 12/5):

- Saw action in 12 games and made five starts at right guard for the Packers
- Assisted in blocking for a running game that recorded the second-best yards per carry average (5.02) in the league

2017 (Green Bay 13/8):

- Played a variety of positions across the offensive line, including right tackle, right guard and left guard in his 13 appearances (eight starts)
- Joined the Packers after playing with the Orlando Predators in the Arena Football League in 2016
- Helped an offense that had the third-best redzone efficiency (61.9 percent) in the NFL

COLLEGE:

- Played four seasons (2010-13) at the University of Central Florida in Orlando, Fla.
- Saw action in 31 games, making 16 starts during his collegiate career
- Named All-American Athletic Conference First Team as a senior in 2013 and was voted a team captain by his teammates
- Started seven games each at right guard and right tackle as a junior (2012)
- Appeared in 11 games (five starts) during his sophomore season (2011)
- Earned Conference USA All-Freshman Team honors in 2010

PERSONAL:

- Attended Southridge High School in Miami
- Has a twin brother, Jordan, who also played at Central

Florida
- Was a district champion in wrestling as both a junior and sophomore
- Joined the Arena Football League with the Orlando Predators and played alongside his brother, Jordan, in 2015. Was assigned to the Tampa Bay Storm during a dispersal draft, where he played football in 2016 before re-entering the NFL the following year

JUSTIN MCCRAY'S NFL REGULAR SEASON STATISTICS

DATE	TEAM	GP	GS	
2017	Packers	13	8	
2018	Packers	12	5	
2019	Packers	0	0	
				Went from **Green Bay** to **Cleveland**.
2019	Browns	15	4	
2019	TOTAL	15	4	
2020	Falcons	10	2	
2021	Texans	15	8	
2022	Texans	12	2	
NFL TOTALS		**77**	**29**	

2022 GAME-BY-GAME REGULAR-SEASON STATISTICS (TEXANS)

W	DATE	OPPONENT	P/S		W/L/T	SCORE
01	09/11	Colts	S		T	20-20
02	09/18	at Broncos	P		L	9-16
03	09/25	at Bears	P		L	20-23
04	10/02	Chargers	P		L	24-34
05	10/09	at Jaguars	P		W	13-6
07	10/23	at Raiders	P		L	20-38
08	10/30	Titans	S		L	10-17
09	11/03	Eagles		INACTIVE	L	17-29
10	11/13	at Giants	P		L	16-24
11	11/20	Commanders	P		L	10-23
12	11/27	at Dolphins	P		L	15-30
13	12/04	Browns	P		L	14-27
14	12/11	at Cowboys		INACTIVE	L	23-27
15	12/18	Chiefs		DID NOT PLAY	L	24-30+
16	12/24	at Titans	P		W	19-14
17	01/01	Jaguars		DID NOT PLAY	L	3-31
2022 TOTALS			**12-2**		**2-13-1**	

+ - Overtime

DAVIS MILLS

10

QUARTERBACK

Ht: 6-4 **Wt:** 225
DOB: 10/21/1998 **College:** Stanford
Texans Season: 2 **NFL Season:** 2

Acquired: D3a-'21

TRANSACTIONS: Selected by the Houston Texans with the third pick of the third round (67th overall) of the 2021 NFL Draft.

2022 (Houston 14/14):

- Has thrown for 2,820 yards and 14 touchdowns, completing 270-of-441 passes so far this season
- Started the season opener vs. Indianapolis, passing for 240 yards and two touchdowns (9/11)
- Surpassed the 3,000 yard passing mark at Denver, becoming the second fastest quarterback in franchise history to do so (9/18)
- Passed for 302 yards at Las Vegas (10/23), which marked the fifth time he's gone over 300 passing yards in his career
- Also surpassed 4,000 career passing yards at Las Vegas (10/23) in his 19th career game
- Passed for a season-high 319 yards at the New York Giants (11/13), going over 300 passing yards for the sixth time in his career
- Accounted for three touchdowns (two passing, one rushing) vs. Kansas City (12/18), the third time in his career he has recorded three total touchdowns

2021 (Houston 13/11):

- Played in 13 games (11 starts) and completed 263-of-394 passes (66.8 percent) for 2,664 yards, the most by a rookie in Texans history, 16 passing touchdowns, 10 interceptions and a passer rating of 88.8
- Ranks third in NFL history among all rookie quarterbacks with a completion percentage of 66.8 percent
- Recorded three games with a passer rating of 125.0 or higher, tied for the second-most among rookie quarterbacks since the 1970 AFL-NFL merger
- Made his NFL debut in place of injured QB Tyrod Taylor, completing 8-of-18 passes (44.4 percent) for 102 yards, one touchdown and one interception at Cleveland (9/19). Completed his first career touchdown pass to WR Brandin Cooks.
- Made his first career start vs. Carolina (9/23) and completed 19-of-28 passes (67.9 percent) for 168 yards and a touchdown, posting a 95.5 passer rating
- Completed 21-of-29 passes (72.4 percent) and threw for 313 yards, three touchdowns and a career-high passer rating of 141.7 vs. New England (10/10). Became the first rookie quarterback in NFL history to finish a game with 300-plus passing yards, three-plus passing touchdowns and a passer rating of 140.0 or higher
- Completed 29-of-38 passes (76.3 percent) and threw for 310 yards, two touchdowns and a passer rating of 106.2 vs. the L.A. Rams (10/31)
- Threw for a career-high 331 yards vs. Seattle (12/12). Completed 33-of-49 passes (67.3 percent) for one touchdown and a 93.2 rating. Completed a franchise-record 14 consecutive passes to open the game, marking the most consecutive pass completions to start a game by a rookie quarterback since at least the 1991 season
- Passed for 254 yards, completing 21-of-27 passes (77.8 percent) for two touchdowns and a 130.6 passer rating, the second-highest rating of his career vs. the L.A. Chargers (12/26). Joined David Carr as the only rookie quarterbacks in Texans history to eclipse 2,000 single-season passing yards
- Completed 23-of-33 passes (69.7 percent) for 301 yards, three touchdowns and a 128.5 passer rating vs. Tennessee (1/9/22), posting his third game with a passer rating of at least 125.0, ranking first among all rookies

COLLEGE:

- Spent four seasons (2017-20) at Stanford (Calif.) University, where he played in 14 games (11 starts) and totaled 3,468 passing yards on 287-of-438 completions (65.5 percent) with 18 touchdowns and eight interceptions
- As a senior, rushed eight times and scored two touchdowns for his first career multi-touchdown rushing game at Oregon State (12/12)
- Passed for 428 yards on 32-of-47 completions (68.1 percent) for three touchdowns in a double-overtime victory at UCLA (12/19) his final year at Stanford
- Earned All-Pac-12 honorable mention honors from the coaches and was given the Irving S. Zeimer Award for Team MVP for the 2020 season
- In 2019, saw action in eight games (six starts) and threw for 1,960 yards on 158-of-241 passes (65.6%) with 11 touchdowns
- Made first collegiate start as a junior and completed 22-of-36 passes (61.1 percent) for 237 yards and a touchdown caught by WR Connor Wedington at USC (9/7). His 237 yards were the second-most for a Cardinal quarterback in his first career start since 2005 (Kevin Hogan, 254 in 2012)

- Set the single-game school record with 504 passing yards on career-highs of 33 completions and 50 attempts at Washington State (11/16/19)
- Earned the Allstate Sugar Bowl Manning Award Star of the Week after passing for 245 yards at Oregon State (9/28/19) and the Gundelach Award for being the Most Outstanding Junior player for the Cardinals
- Made his collegiate debut in a victory vs. UC Davis (9/15/18) during his sophomore season

PERSONAL:

- Attended Greater Atlanta Christian (Ga.) School
- Was the nation's top-ranked quarterback by Scout and Rivals and totaled 6,290 career passing yards and 66 touchdowns in his high school career
- Named a three-time All-State selection and left high school as the career leader in touchdown passes and passing yards
- Has two sisters, Erin and Ali, who both played tennis at Tusculum and South Carolina, respectively
- Also played basketball in high school

DAVIS MILLS' NFL REGULAR SEASON PASSING/RUSHING STATISTICS

				PASSING											RUSHING				
DATE	TEAM	GP	GS	ATT.	CMP.	PCT.	YDS	AVG.	TD	INT.	LG	SK	LST	RATE	NO.	YDS.	AVG.	LG	TD
2021	Texans	13	11	394	263	66.8	2,664	6.8	16	10	67t	31	206	88.8	18	44	2.4	11	0
2022	Texans	14	14	441	270	61.2	2,820	6.4	14	13	58	30	234	78.0	31	102	3.3	17t	2
TOTALS		**27**	**25**	**835**	**533**	**63.8**	**5,484**	**6.6**	**30**	**23**	**67T**	**61**	**440**	**83.1**	**49**	**146**	**3.0**	**17T**	**2**

SINGLE-GAME HIGHS: QUARTERBACK

Pass Attempts 49 vs. Seattle Seahawks, Dec 12, 2021
Pass Completions 33 vs. Seattle Seahawks, Dec 12, 2021
Yards Passing 331 vs. Seattle Seahawks, Dec 12, 2021
TD Passes 3 vs. Tennessee Titans, Jan 09, 2022
...1 more at 3.
Long Passes 67t vs. New England Patriots, Oct 10, 2021
Completion Percentage 77.8 vs. Los Angeles Chargers, Dec 26, 2021
Passer Rating 141.7 vs. New England Patriots, Oct 10, 2021
Rush Attempts 5 vs. Kansas City Chiefs, Dec 18, 2022
...1 more at 5.
Rushing Yards 33 vs. Jacksonville Jaguars, Jan 01, 2023
Longest Runs 17t vs. Kansas City Chiefs, Dec 18, 2022
Rushing TDs 1 vs. Washington Commanders, Nov 20, 2022

300-YARD PASSING GAMES (6): REGULAR SEASON

DATE	TEAM	NO.	YDS.	AVG.	LG	TD
10/10/21	PATRIOTS	21	312	14.9	67t	3
10/31/21	RAMS	29	310	10.7	45t	2
12/12/21	SEAHAWKS	33	331	10.0	30	1
01/09/22	TITANS	23	301	13.1	37	3
10/23/22	at Raiders	28	302	10.8	39	2
11/13/22	at Giants	22	319	14.5	46	1

2022 GAME-BY-GAME REGULAR-SEASON STATISTICS (TEXANS)

				PASSING											RUSHING					
W	DATE	OPPONENT	P/S	ATT	CMP	YDS	PCT	Y/A	Y/C	TD	INT	LG	SK/YD	RATE	ATT	YDS	LG	TD	W/L/T	SCORE
01	09/11	Colts	S	37	23	240	62.2	6.5	10.4	2	0	42	3/18	98.9	2	-1	1	0	T	20-20
02	09/18	at Broncos	S	38	19	177	50.0	4.7	9.3	0	0	29	3/23	63.2	2	1	2	0	L	9-16
03	09/25	at Bears	S	32	20	245	62.5	7.7	12.3	1	2	52	1/8	70.4	0	0	0	0	L	20-23
04	10/02	Chargers	S	35	26	246	74.3	7.0	9.5	2	2	58	4/31	88.5	0	0	0	0	L	24-34
05	10/09	at Jaguars	S	24	16	140	66.7	5.8	8.8	0	0	23	1/8	81.9	2	2	3	0	W	13-6
07	10/23	at Raiders	S	41	28	302	68.3	7.4	10.8	2	1	39	1/6	95.8	0	0	0	0	L	20-38
08	10/30	Titans	S	29	17	152	58.6	5.2	8.9	1	1	44	3/34	69.9	3	8	6	0	L	10-17
09	11/03	Eagles	S	22	13	154	59.1	7.0	11.8	2	2	34	3/19	72.9	3	18	8	0	L	17-29
10	11/13	at Giants	S	37	22	319	59.5	8.6	14.5	1	1	46	4/33	85.3	0	0	0	0	L	16-24
11	11/20	Commanders	S	33	19	169	57.6	5.1	8.9	0	2	41	5/42	46.1	5	10	4t	1	L	10-23
12	11/27	at Dolphins		DID NOT PLAY															L	15-30
13	12/04	Browns		DID NOT PLAY															L	14-27
14	12/11	at Cowboys	S	21	16	175	76.2	8.3	10.9	0	1	36	0/0	80.5	1	2	2	0	L	23-27
15	12/18	Chiefs	S	24	12	121	50.0	5.0	10.1	2	0	34	0/0	92.5	5	21	17t	1	L	24-30+
16	12/24	at Titans	S	28	17	178	60.7	6.4	10.5	1	1	37	1/3	76.2	4	8	5	0	W	19-14
17	01/01	Jaguars	S	40	22	202	55.0	5.1	9.2	0	0	29	1/9	69.0	4	33	13	0	L	3-31
2022 TOTALS			**14-14**	**441**	**270**	**2,820**	**61.2**	**6.4**	**10.4**	**14**	**13**	**58**	**30/234**	**78.0**	**31**	**102**	**17T**	**2**	**2-13-1**	

+ - Overtime

CHRIS MOORE

15

WIDE RECEIVER

Ht: 6-1 **Wt:** 200
DOB: 6/16/1993 **College:** Cincinnati
Texans Season: 2 **NFL Season:** 7

Acquired: UFA-'21 (BAL)

TRANSACTIONS: Selected by the Baltimore Ravens with the ninth pick of the fourth round (107th overall) of the 2016 NFL Draft…Signed by the Ravens as a free agent on March 24, 2020…Signed by the Houston Texans as an unrestricted free agent on March 24, 2021...Released by the Texans on Aug. 31, 2021...Signed to the Texans practice squad on Sept. 1, 2021...Elevated to the Texans active roster on Sept. 23, 2021... Reverted back to the Texans practice squad on Sept. 24, 2021...Elevated to the Texans active roster on Oct. 9, 2021...Reverted back to the Texans practice squad on Oct. 11, 2021...Signed to the Texans active roster on Oct. 12, 2021...Placed on the Reserve/COVID-19 List on Dec. 29, 2021...Activated from the Reserve/COVID-19 List on Jan. 5, 2022...Re-signed with the Texans as an unrestricted free agent on March 24, 2022.

2022 (Houston 15/6):

- Has caught 46 passes for 526 yards (11.4 avg.) and two touchdowns so far this season
- Hauled in three passes for 63 yards (21.0 avg.) at Chicago (9/25)
- Earned his first start of the season vs. Los Angeles (10/2)
- Caught a touchdown pass from QB Davis Mills for his first score of the season at Las Vegas (10/23)
- Tallied 70 receiving yards at the New York Giants (11/13) in Week 10, the third-most of his career
- Had a career day at Dallas (12/11), catching 10 passes for 124 yards (12.4 avg.), which lead the team in both categories

2021 (Houston 12/1):

- Played in 12 games (one start) in his first season as a Texan, posting a career-high 21 catches and amassing 227 receiving yards (10.8 avg.) and two touchdowns
- Made his first appearance as a Texan vs. Carolina (9/23)
- Recorded five receptions for a season-high 109 yards (21.8 avg.), both career highs, vs. New England (10/10). Caught a 67-yard touchdown pass from QB Davis Mills, the longest reception of his career and his first score as a Texan
- Made his first start as a Texan at Arizona (10/24)
- Caught four passes for 40 yards (10.0 avg.) vs. the L.A. Chargers (12/26), his second-highest receiving yardage total of the season
- Tallied three receptions for 38 yards (12.7 avg.) and one touchdown vs. Tennessee (1/9/22), a 28-yard touchdown pass from QB Davis Mills

2020 (Baltimore 3/0, 1/0):

- Appeared in three regular season games and totaled two special teams tackles
- Spent Weeks 9-15 on the Reserve/Injured List

2019 (Baltimore 14/1, 1/0):

- Played in 14 games (one start) and caught three passes for 21 yards (7.0 avg.), while also returning four kicks for 81 yards (20.3 avg.)

2018 (Baltimore 16/0, 1/0):

- Served as a key contributor on special teams appearing in 16 games and registering 22 kickoff returns for 491 yards (22.3 avg.). Also recorded a career-high 19 catches for 196 yards (10.3 avg.) and one touchdown
- Caught a five-yard touchdown pass and logged a season-high 92 kickoff return yards in Week 15 vs. Tampa Bay (12/16)

2017 (Baltimore 13/4):

- Played in 13 games (four starts) and posted single-season career highs in receiving yards (248) and touchdowns (three). Was also a key special teamer in which he returned 13 kickoffs for 346 yards (26.6 avg.)
- Contributed his first career touchdown reception in Week 7 at Minnesota (10/22)
- Posted a career-high 48 receiving yards on three receptions (16.0 avg.) and one touchdown in Week 14 at Pittsburgh (12/10)
- Caught a six-yard touchdown pass in Week 17 vs. Cincinnati (12/31) and also returned a kickoff 87 yards

2016 (Baltimore 15/0):

- Saw action in 15 games and totaled seven receptions for 46 yards (6.6 avg.) and seven kickoff returns for 162 yards (23.1 avg.) as a rookie
- Made his NFL debut in Week 1 vs. Buffalo (9/11) and caught one pass for 13 yards

COLLEGE:

- Played four seasons (2012-15) at the University of Cincinnati after redshirting in 2011
- Notched the eighth-best yards per reception average (21.1) in the country as a senior (2015) after compiling 39 receptions for 823 yards and seven touchdowns
- Posted 26 catches for 570 yards and six touchdowns as a junior (2014). Set the NCAA FBS record against Ohio State

(9/27) for yards per reception average (73.7) when he totaled three receptions for 221 yards with all three catches scoring a touchdown (60, 83 and 78 yards)
- Caught 45 passes for 645 yards (14.3 avg.) and nine touchdowns in his sophomore year (2013)
- Totaled four receptions for 113 yards (28.3 avg.) and two touchdowns in his redshirt freshman season (2012)
- Redshirted his first year in 2011

PERSONAL:

- Attended Jefferson High School in Tampa, Fla.
- Led the school to an undefeated season and the Class 3A State Championship as a senior (2010) when he hauled in 49 catches for 1,500 yards (30.6 avg.) and 21 touchdowns
- Named Class 3A All-State Honorable Mention after his senior season

CHRIS MOORE'S NFL REGULAR SEASON RUSHING/RECEIVING STATISTICS

				RECEIVING					RUSHING				
DATE	TEAM	GP	GS	NO.	YDS.	AVG.	LG	TD	NO.	YDS.	AVG.	LG	TD
2016	Ravens	15	0	7	46	6.6	13	0	3	19	6.3	10	0
2017	Ravens	13	4	18	248	13.8	30t	3	2	-9	-4.5	-4	0
2018	Ravens	16	0	19	196	10.3	30	1	5	17	3.4	9	0
2019	Ravens	14	1	3	21	7.0	13	0	1	0	0.0	0	0
2020	Ravens	3	0	0	0	0.0	0	0	0	0	0.0	0	0
2021	Texans	12	1	21	227	10.8	67t	2	0	0	0.0	0	0
2022	Texans	15	6	46	526	11.4	52	2	2	5	2.5	3	0
NFL TOTALS		**88**	**12**	**114**	**1,264**	**11.1**	**67T**	**8**	**13**	**32**	**2.5**	**10**	**0**

CHRIS MOORE'S NFL POSTSEASON RUSHING/RECEIVING STATISTICS

				RECEIVING					RUSHING				
DATE	TEAM	GP	GS	NO.	YDS.	AVG.	LG	TD	NO.	YDS.	AVG.	LG	TD
2018	Ravens	1	0	0	0	0.0	0	0	0	0	0.0	0	0
2019	Ravens	1	0	0	0	0.0	0	0	0	0	0.0	0	0
2020	Ravens	1	0	0	0	0.0	0	0	0	0	0.0	0	0
NFL TOTALS		**3**	**0**	**0**	**0**	**0.0**	**0**	**0**	**0**	**0**	**0.0**	**0**	**0**

CHRIS MOORE'S NFL REGULAR SEASON RETURN STATISTICS

		KICKOFF RETURNS					PUNT RETURNS					
DATE	TEAM	RET.	YDS.	AVG.	LG	TD	NO.	FC	YDS.	AVG.	LG	TD
2016	Ravens	7	162	23.1	34	0	0	0	0	0.0	0	0
2017	Ravens	13	346	26.6	87	0	0	0	0	0.0	0	0
2018	Ravens	22	491	22.3	39	0	0	0	0	0.0	0	0
2019	Ravens	4	81	20.3	26	0	0	0	0	0.0	0	0
2020	Ravens	0	0	0.0	0	0	0	0	0	0.0	0	0
2021	Texans	0	0	0.0	0	0	0	0	0	0.0	0	0
2022	Texans	0	0	0.0	0	0	0	0	0	0.0	0	0
NFL TOTALS		**46**	**1,080**	**23.5**	**87**	**0**	**0**	**0**	**0**	**0.0**	**0**	**0**

SINGLE-GAME HIGHS: RUSHING/RECEIVING

Rush Attempts	1 vs. Pittsburgh Steelers, Dec 29, 2019 ...10 more at 1.
Rushing Yards	10 vs. Cleveland Browns, Nov 10, 2016
Longest Runs	10 vs. Cleveland Browns, Nov 10, 2016
Receptions	10 at Dallas Cowboys, Dec 11, 2022
Receiving Yards	124 at Dallas Cowboys, Dec 11, 2022
Receiving Average	23.3 at New York Giants, Nov 13, 2022
Longest Receptions	67t vs. New England Patriots, Oct 10, 2021
Receiving TDs	1 at Las Vegas Raiders, Oct 23, 2022 ...6 more at 1.
All-Purpose Yards	134 at Pittsburgh Steelers, Dec 10, 2017
Kickoff Returns	5 at Pittsburgh Steelers, Dec 10, 2017
Kickoff Return Yards	124 vs. Cincinnati Bengals, Dec 31, 2017
Longest Kickoff Return	87 vs. Cincinnati Bengals, Dec 31, 2017
Kickoff Return Average	41.3 vs. Cincinnati Bengals, Dec 31, 2017
Special Teams Tackles	2 at Jacksonville Jaguars, Dec 19, 2021 ...1 more at 2.
Most TDs	1 vs. Philadelphia Eagles, Nov 03, 2022 ...10 more at 1.
Miscellaneous Tackles	1 at Jacksonville Jaguars, Sep 25, 2016

SINGLE-GAME HIGHS - POSTSEASON: RUSHING/RECEIVING

Special Teams Tackles	2 vs. Los Angeles Chargers, Jan 06, 2019	**Miscellaneous Tackles**	1 vs. Los Angeles Chargers, Jan 06, 2019

100-YARD RECEIVING GAMES (2): REGULAR SEASON

DATE	TEAM	NO.	YDS.	AVG.	LG	TD
10/10/21	PATRIOTS	5	109	21.8	67t	1
12/11/22	at Cowboys	10	124	12.4	36	0

2022 GAME-BY-GAME REGULAR-SEASON STATISTICS (TEXANS)

				RECEIVING					RUSHING						
W	DATE	OPPONENT	P/S	NO.	YDS.	AVG.	LG	TD	NO.	YDS.	AVG.	LG	TD	W/L/T	SCORE
01	09/11	Colts	P	3	31	10.3	11	0	0	0	0.0	0	0	T	20-20
02	09/18	at Broncos	P	2	14	7.0	9	0	0	0	0.0	0	0	L	9-16
03	09/25	at Bears	P	3	63	21.0	52	0	0	0	0.0	0	0	L	20-23
04	10/02	Chargers	S	0	0	0.0	0	0	0	0	0.0	0	0	L	24-34
05	10/09	at Jaguars						INACTIVE						W	13-6
07	10/23	at Raiders	P	2	20	10.0	13t	1	0	0	0.0	0	0	L	20-38
08	10/30	Titans	P	0	0	0.0	0	0	0	0	0.0	0	0	L	10-17
09	11/03	Eagles	S	4	43	10.8	25	1	1	2	2.0	2	0	L	17-29
10	11/13	at Giants	P	3	70	23.3	25	0	0	0	0.0	0	0	L	16-24
11	11/20	Commanders	P	5	20	4.0	11	0	1	3	3.0	3	0	L	10-23
12	11/27	at Dolphins	P	2	7	3.5	4	0	0	0	0.0	0	0	L	15-30
13	12/04	Browns	P	3	46	15.3	39	0	0	0	0.0	0	0	L	14-27
14	12/11	at Cowboys	S	10	124	12.4	36	0	0	0	0.0	0	0	L	23-27
15	12/18	Chiefs	S	4	42	10.5	34	0	0	0	0.0	0	0	L	24-30+
16	12/24	at Titans	S	2	25	12.5	13	0	0	0	0.0	0	0	W	19-14
17	01/01	Jaguars	S	3	21	7.0	12	0	0	0	0.0	0	0	L	3-31
2022 TOTALS			**15-6**	**46**	**526**	**11.4**	**52**	**2**	**2**	**5**	**2.5**	**3**	**0**	**2-13-1**	

+ - Overtime

JIMMY MORRISSEY

79

OFFENSIVE LINEMAN

Ht: 6-3 **Wt:** 303
DOB: 6/9/1998 **College:** Pittsburgh
Texans Season: 2 **NFL Season:** 2
Acquired: FA-'21

TRANSACTIONS: Selected by the Las Vegas Raiders with the second pick of the seventh round (230th overall) in the 2021 NFL Draft...Released by the Raiders on Aug. 31, 2021...Signed to the Raiders practice squad on Sept. 1, 2021...Released from the Raiders practice squad on Oct. 19, 2021...Signed with the Houston Texans on Oct. 20, 2021...Re-signed with the Texans on March 11, 2022...Waived by the Texans on the Aug. 30, 2022...Added to the Texans practice squad on Aug. 31, 2022...Signed to the Texans active roster on Sept. 21, 2022.

2022 (Houston 8/0):

- Started the season on the Texans practice squad
- Signed to the active roster before Week 3 and has appeared four games
- Played a drive at left guard in the absence of OL Kenyon Green at Dallas (12/11)
- Was used at the left guard spot as a sub at Tennessee (12/24)

2021 (Houston 6/5):

- Played in six games (five starts) in his first season as a Texan, making five starts at center in place of injured OL Justin Britt
- Made his first career start and appearance on the offensive line at Miami (11/7)
- Was part of an offensive line that did not allow a sack as QB Tyrod Taylor completed 14-of-24 passes (58.3 percent) for 107 yards and a passer rating of 69.3, also recording two rushing touchdowns at Tennessee (11/21)
- Helped pave the way for a rushing attack that totaled 96 yards on 24 attempts, averaging 4.0 yards per carry vs. the N.Y. Jets (11/28)
- Earned his first career snaps on special teams at Jacksonville (12/19)
- Blocked for a rushing attack that gained a season-high 189 yards and two touchdowns on the ground, averaging 5.3 yards per carry vs. the L.A. Chargers (12/26)

COLLEGE:

- Played four seasons (2017-20) at the University of Pittsburgh in Pittsburgh, Pa., after redshirting as a true freshman walk-on in 2016
- Started all 47 games in his collegiate career, making 46 starts at center and one start at right guard
- As a redshirt senior, named recipient of the 2020 Burlsworth Trophy, annually presented to the most outstanding player in college football who began his career as a walk-on. Earned All-ACC honors for the third consecutive year, including first-team All-ACC recognition by the Associated Press and second-team All-ACC honors from the coaches and media
- In 2019, established himself as the top center in the ACC, not allowing a sack the entire season and was also rated as the Panthers' top run blocker. Earned first-team All-ACC honors and was a three-time Pro Football Focus ACC Team of the Week honoree
- Earned third-team All-ACC honors as a junior in 2018, becoming the first Pitt player at his position to earn such distinction
- Earned All-ACC Academic Football Team honors all four seasons that he played

PERSONAL:

- Attended La Salle College High School in Wyndmoor, Pa.
- Named a two-time All-Philadelphia Catholic League performer
- Named All-City by Philadelphia Daily News
- A three-year letterman, helping his high school to a 25-7 record during his varsity career, including a PCL title as a senior
- Selected to play in the Big 33 Football Classic

JIMMY MORRISSEY'S NFL REGULAR SEASON STATISTICS

DATE	TEAM	GP	GS
2021	Raiders	0	0
			Went from **Las Vegas** to **Houston**.
2021	Texans	6	5
2021	TOTAL	6	5
2022	Texans	8	0
NFL TOTALS		**14**	**5**

2022 GAME-BY-GAME REGULAR-SEASON STATISTICS (TEXANS)

W	DATE	OPPONENT	P/S		W/L/T	SCORE
01	09/11	Colts		PRACTICE SQUAD	T	20-20
02	09/18	at Broncos		PRACTICE SQUAD	L	9-16
03	09/25	at Bears	P		L	20-23
04	10/02	Chargers	P		L	24-34
05	10/09	at Jaguars		DID NOT PLAY	W	13-6
07	10/23	at Raiders		DID NOT PLAY	L	20-38
08	10/30	Titans	P		L	10-17
09	11/03	Eagles		DID NOT PLAY	L	17-29
10	11/13	at Giants	P		L	16-24
11	11/20	Commanders		DID NOT PLAY	L	10-23
12	11/27	at Dolphins		DID NOT PLAY	L	15-30
13	12/04	Browns	P		L	14-27
14	12/11	at Cowboys	P		L	23-27
15	12/18	Chiefs	P		L	24-30+
16	12/24	at Titans	P		W	19-14
17	01/01	Jaguars		INACTIVE	L	3-31
2022 TOTALS			**8-0**		**2-13-1**	

+ - Overtime

ERIC MURRAY

23

DEFENSIVE BACK

Ht: 5-11 **Wt:** 199
DOB: 1/7/1994 **College:** Minnesota
Texans Season: 2 **NFL Season:** 7
Acquired: UFA-'20 (CLE)

TRANSACTIONS: Selected by the Kansas City Chiefs in the fourth round (106th overall) of the 2016 NFL Draft…Traded to the Cleveland Browns on April 1, 2019…Signed by the Houston Texans as an unrestricted free agent on March 21, 2020...Placed on the Reserve/COVID-19 List on Dec. 23, 2021...Activated from the Reserve/COVID-19 List on Dec. 29, 2021.

2022 (Houston 16/0):

- Has 14 tackles (eight solo) and 10 special teams tackles (seven solo) so far this season

2021 (Houston 16/11):

- Played in 16 games (11 starts) and totaled a career-high 73 defensive tackles (47 solo), also notching one interception, four passes defensed and three special teams tackles (one solo)
- Started in the season opener vs. Jacksonville (9/12) and recorded six tackles (four solo)
- Notched five tackles (three solo) at Cleveland (9/19)
- Registered four tackles (three solo) vs. Carolina (9/23)
- Tied for second on the team in tackles with eight (five solo), also tallying his second career interception at Miami (11/7)
- Finished tied for second on the team with 11 tackles (six solo) while also tallying one pass defensed at Tennessee (11/21). Broke up a pass intended for TE Anthony Firkser from QB Ryan Tannehill, forcing a turnover on downs in the fourth quarter
- Tied for first on the team with eight tackles (five solo) vs. the N.Y. Jets (11/28)
- Finished tied for fourth on the team with eight tackles (four solo), also notching one pass defensed at Jacksonville (12/19)
- Placed second on the team with eight tackles (six solo), also tallying one pass defensed at San Francisco (1/2/22)

2020 (Houston 14/14):

- Started 14 games in his first season with the Texans and notched his single-season high 71 total tackles (47 solo) while also adding 2.0 sacks, two tackles for loss, four quarterback hits, two passes defensed and one forced fumble
- Started his first game as a Texan and totaled the second-most tackles in his career (seven) in the season opener at Kansas City (9/10)
- Recorded back-to-back games with at least seven total tackles for the first time in his career vs. Baltimore (9/20)
- Totaled five solo tackles, one quarterback hit, one pass defensed and the first forced fumble of his career at Pittsburgh (9/27)
- Finished with a career-high 11 total tackles (10 solo) and 2.0 sacks at Chicago (12/13). Became the fifth defensive back since 1994 with at least 11 total tackles and 2.0 sacks in a single game
- Notched five total tackles (three solo) and his second pass defensed of the season at Indianapolis (12/20)

2019 (Cleveland 9/4):

- Saw action in nine games (four starts) with the Browns, finishing the season with 23 tackles (15 solo), three tackles for loss, 1.0 sack, one quarterback hit and one pass defensed
- Missed Weeks 9-15 with an injury but returned in Week 16
- Played in every defensive snap and recorded a season-high five total tackles (three solo) and added one tackle for loss and one pass defensed vs. the L.A. Rams (9/22)
- Logged the second sack of his career at New England (10/27), dropping Patriots QB Tom Brady for a loss of four yards to force a punt

2018 (Kansas City 15/9, 2/0):

- Appeared in 15 games and started in a career-high nine, notching a single-season career high in tackles with 55 and added his first career interception, one tackle for loss, one quarterback hit and two passes defensed
- Posted a single-game career-high nine total tackles (four solo) at the L.A. Chargers (9/9)
- Registered six total tackles (five solo) and his first career interception at Denver (10/1), picking off Broncos QB Case Keenum in the third quarter

2017 (Kansas City 14/2, 1/0):

- Played in 14 games (two starts) and logged 30 total tackles (26 solo), 1.0 sack, two tackles for loss, one quarterback hit and a single-season career-high five passes defensed. Added six special teams tackles
- Registered a single-game career high with two passes defensed vs. Philadelphia (9/17), and added a season-high six total tackles
- Notched his first career tackle for loss and added four solo tackles vs. Washington (10/2)

- Made his first career start at Houston (10/8) and recorded one solo tackle on defense and one tackle on special teams
- Logged his first career sack against the L.A. Chargers (12/16), bringing down QB Philip Rivers for a loss of nine yards that forced a Chargers punt. Added two total tackles, one tackle for loss and one quarterback hit in the contest

2016 (Kansas City 16/0, 1/0):

- Appeared in all 16 games of his rookie season, primarily on special teams
- Notched three total tackles (three solo) and one fumble recovery on defense, while adding six solo tackles on special teams

COLLEGE:

- Played in 52 games (39 starts) at the University of Minnesota in Minneapolis and racked up 192 tackles, two interceptions, 24 passes defensed, three forced fumbles, three fumble recoveries and two blocked kicks
- Earned All-Big Ten second team honors as a junior and All-Big Ten third-team honors as a senior Received the Carl Eller Award (team's top defensive player) in 2015 and was named the team's Defensive Back of the Year

PERSONAL:

- Attended Riverside University High School in Milwaukee, where he played on both sides of the ball at running back and cornerback
- As a senior, rushed for 444 yards and six touchdowns, while tallying 434 receiving yards and five receiving touchdowns on offense and three interceptions on defense
- Earned first-team all-state honors as a defensive back, helping Riverside to an 11-2 record and a city championship in 2011

ERIC MURRAY'S NFL REGULAR SEASON DEFENSIVE STATISTICS

				TACKLES								INTERCEPTIONS					FUMBLES				ST					MISC	
DATE	TEAM	GP	GS	TK	S	A	TFL	YDS	SK	YDS	QBH	NO	YDS	LG	TD	PD	FF	FR	TD	YDS	TK	S	A	FF	FR	S	A
2016	Chiefs	16	0	3	3	0	0	0	0.0	0.0	0	0	0	0	0	0	0	1	0	0	6	6	0	0	0	0	0
2017	Chiefs	14	2	30	26	4	2	13	1.0	9.0	1	0	0	0	0	5	0	0	0	0	6	5	1	0	0	0	0
2018	Chiefs	15	9	55	43	12	1	11	0.0	0.0	1	1	0	0	0	2	0	0	0	0	0	0	0	0	0	0	0
2019	Browns	9	4	23	15	8	3	8	1.0	4.0	1	0	0	0	0	1	0	0	0	0	1	0	1	0	0	0	0
2020	Texans	14	14	71	47	24	2	18	2.0	18.0	4	0	0	0	0	2	1	0	0	0	0	0	0	0	0	0	0
2021	Texans	16	11	73	47	26	0	0	0.0	0.0	0	1	0	0	0	4	0	0	0	0	3	1	2	0	0	0	0
2022	Texans	16	0	14	8	6	0	0	0.0	0.0	0	0	0	0	0	0	0	0	0	0	10	7	3	0	0	0	0
NFL TOTALS		**100**	**40**	**269**	**189**	**80**	**8**	**50**	**4.0**	**31.0**	**7**	**2**	**0**	**0**	**0**	**14**	**1**	**1**	**0**	**0**	**26**	**19**	**7**	**0**	**0**	**0**	**0**

ERIC MURRAY'S NFL POSTSEASON DEFENSIVE STATISTICS

				TACKLES								INTERCEPTIONS					FUMBLES				ST					MISC	
DATE	TEAM	GP	GS	TK	S	A	TFL	YDS	SK	YDS	QBH	NO	YDS	LG	TD	PD	FF	FR	TD	YDS	TK	S	A	FF	FR	S	A
2016	Chiefs	1	0	0	0	0	0	0	0.0	0.0	0	0	0	0	0	0	0	0	0	0	1	1	0	0	0	0	0
2017	Chiefs	1	0	1	1	0	0	0	0.0	0.0	0	0	0	0	0	0	0	0	0	0	0	0	0	0	0	0	0
2018	Chiefs	2	0	7	5	2	0	0	0.0	0.0	0	0	0	0	0	0	0	0	0	0	3	2	1	0	0	0	0
NFL TOTALS		**4**	**0**	**8**	**6**	**2**	**0**	**0**	**0.0**	**0.0**	**0**	**0**	**0**	**0**	**0**	**0**	**0**	**0**	**0**	**0**	**4**	**3**	**1**	**0**	**0**	**0**	**0**

SINGLE-GAME HIGHS: DEFENSIVE

Total Tackles	11 at Tennessee Titans, Nov 21, 2021 ...1 more at 11.
Solo Tackles	10 at Chicago Bears, Dec 13, 2020
Sacks	2.0 at Chicago Bears, Dec 13, 2020
Passes Defensed	2 vs. Philadelphia Eagles, Sep 17, 2017
Forced Fumbles	1 at Pittsburgh Steelers, Sep 27, 2020
Fumble Recoveries	1 vs. New York Jets, Sep 25, 2016
Tackles For Loss	2 at Chicago Bears, Dec 13, 2020 ...1 more at 2.
Interceptions	1 at Miami Dolphins, Nov 07, 2021 ...1 more at 1.
Special Teams Tackles	2 at Las Vegas Raiders, Oct 23, 2022 ...1 more at 2.

SINGLE-GAME HIGHS - POSTSEASON: DEFENSIVE

Total Tackles	5 vs. Indianapolis Colts, Jan 12, 2019
Solo Tackles	3 vs. Indianapolis Colts, Jan 12, 2019
Special Teams Tackles	2 vs. Indianapolis Colts, Jan 12, 2019

2022 GAME-BY-GAME REGULAR-SEASON STATISTICS (TEXANS)

				TACKLES								INTERCEPTIONS					FUMBLES				ST					MISC			
W	DATE	OPPONENT	P/S	TK	S	A	SK	YDS	TFL	YDS	QBH	NO	YDS	LG	TD	PD	FF	FR	TD	YDS	TK	S	A	FF	FR	S	A	W/L	SCORE
01	09/11	Colts	P	0	0	0	0.0	0.0	0	0	0	0	0	0	0	0	0	0	0	0	0	0	0	0	0	0	0	T	20-20
02	09/18	at Broncos	P	0	0	0	0.0	0.0	0	0	0	0	0	0	0	0	0	0	0	0	1	0	1	0	0	0	0	L	9-16
03	09/25	at Bears	P	0	0	0	0.0	0.0	0	0	0	0	0	0	0	0	0	0	0	0	2	2	0	0	0	0	0	L	20-23
04	10/02	Chargers	P	0	0	0	0.0	0.0	0	0	0	0	0	0	0	0	0	0	0	0	0	0	0	0	0	0	0	L	24-34
05	10/09	at Jaguars	P	0	0	0	0.0	0.0	0	0	0	0	0	0	0	0	0	0	0	0	1	1	0	0	0	0	0	W	13-6
07	10/23	at Raiders	P	0	0	0	0.0	0.0	0	0	0	0	0	0	0	0	0	0	0	0	2	1	1	0	0	0	0	L	20-38
08	10/30	Titans	P	6	5	1	0.0	0.0	0	0	0	0	0	0	0	0	0	0	0	0	1	1	0	0	0	0	0	L	10-17
09	11/03	Eagles	P	1	0	1	0.0	0.0	0	0	0	0	0	0	0	0	0	0	0	0	0	0	0	0	0	0	0	L	17-29
10	11/13	at Giants	P	4	2	2	0.0	0.0	0	0	0	0	0	0	0	0	0	0	0	0	0	0	0	0	0	0	0	L	16-24
11	11/20	Commanders	P	2	0	2	0.0	0.0	0	0	0	0	0	0	0	0	0	0	0	0	1	1	0	0	0	0	0	L	10-23
12	11/27	at Dolphins	P	1	1	0	0.0	0.0	0	0	0	0	0	0	0	0	0	0	0	0	1	1	0	0	0	0	0	L	15-30
13	12/04	Browns	P	0	0	0	0.0	0.0	0	0	0	0	0	0	0	0	0	0	0	0	0	0	0	0	0	0	0	L	14-27
14	12/11	at Cowboys	P	0	0	0	0.0	0.0	0	0	0	0	0	0	0	0	0	0	0	0	0	0	0	0	0	0	0	L	23-27
15	12/18	Chiefs	P	0	0	0	0.0	0.0	0	0	0	0	0	0	0	0	0	0	0	0	0	0	0	0	0	0	0	L	24-30+
16	12/24	at Titans	P	0	0	0	0.0	0.0	0	0	0	0	0	0	0	0	0	0	0	0	1	0	1	0	0	0	0	W	19-14
17	01/01	Jaguars	P	0	0	0	0.0	0.0	0	0	0	0	0	0	0	0	0	0	0	0	0	0	0	0	0	0	0	L	3-31
2022 TOTALS			**16-0**	**14**	**8**	**6**	**0.0**	**0.0**	**0**	**0**	**0**	**0**	**0**	**0**	**0**	**0**	**0**	**0**	**0**	**0**	**10**	**7**	**3**	**0**	**0**	**0**	**0**	**2-13-1**	

+ - Overtime

STEVEN NELSON

21

DEFENSIVE BACK

Ht: 5-11 **Wt:** 194
DOB: 1/22/1993 **College:** Oregon State
Texans Season: 1 **NFL Season:** 8
Acquired: UFA-'22 (PHI)

TRANSACTIONS: Selected by the Kansas City Chiefs in the third round (98th overall) of the 2015 NFL Draft...Signed as an unrestricted free agent with the Pittsburgh Steelers on March 13, 2019...Released by the Steelers on March 23, 2021...Signed with the Philadelphia Eagles on July 25, 2021...Signed with the Houston Texans as an unrestricted free agent on April 14, 2022.

2022 (Houston 15/15):

- Has 52 tackles (39 solo), 1.0 sack, one tackle for loss, one quarterback hit, seven passes defensed, one forced fumble and one interception on the season
- Started and totaled five tackles (four solo) and two passes defensed in his Texans debut vs. Indianapolis (9/11)
- Appeared in his 100th career NFL game, finishing with five tackles (four solo), one tackle for loss and one pass defensed at Denver (9/18)
- Recorded the ninth interception of his career and returned it for 33 yards vs. Tennessee (10/30)
- Posted his first career sack and second career forced fumble vs. Philadelphia (11/3)

2021 (Philadelphia 16/16, 1/1):

- Started every game he appeared in and totaled 50 tackles (34 solo), one interception and seven passes defensed
- Made a season-high seven tackles (three solo) in the season opener at Atlanta (9/12)
- Intercepted a pass from QB Sam Darnold to secure the win at Carolina (10/10). Also notched three tackles (two solo) and a season-high two passes defensed
- Recorded six tackles (four solo) and one pass defensed at the N.Y. Giants (11/28)
- Started in the Wild Card Round at Tampa Bay (1/16/22) and made four tackles (two solo) and one pass defensed

2020 (Pittsburgh 15/15, 1/1):

- Started 15 games and amassed 54 tackles (48 solo), two interceptions, two tackles for loss, one fumble recovery and nine passes defensed
- Recorded a single-game career-high two interceptions from Carson Wentz, also tallying six tackles (five solo) and two passes defensed vs. Philadelphia (10/11)
- Recovered a fumble from Tee Higgins and made two tackles (both solo) and one pass defensed vs. Cincinnati (11/15)
- Logged a season-high three passes defensed and tallied six tackles (five solo) at Buffalo (12/13)
- Started in the Wild Card Round vs. Cleveland (1/10/21) and notched six tackles (five solo)

2019 (Pittsburgh 15/15):

- Totaled 61 tackles (52 solo), one interception, one fumble recovery and eight passes defensed
- Logged seven tackles (six solo) and one pass defensed vs. Seattle (9/15)
- Recovered a fumble from Mark Walton and made one solo tackle vs. Miami (10/28)
- Intercepted a pass from Josh Allen and returned it 33 yards, also making six tackles (all solo) and one pass defensed vs. Buffalo (12/15)
- Notched a season-high two passes defensed and posted four tackles (all solo) at Baltimore (12/29)

2018 (Kansas City 16/16, 2/2):

- Amassed a career-high 68 tackles (58 solo), four interceptions, two tackles for loss and 15 passes defensed
- Posted eight tackles (four solo) and one pass defensed in the season opener at the L.A. Chargers (9/9)
- Recorded his first interception of the season as well as three tackles (two solo) and two passes defensed vs. Jacksonville (10/7)
- Logged eight tackles (all solo), one interception and one pass defensed at Cleveland (11/4)
- Notched three passes defensed and tallied an interception for a 35-yard return vs. Arizona (11/11)
- Started the Divisional Round contest vs. Indianapolis (1/12/19) and made two tackles (both solo) and one pass defensed
- Started the AFC Championship Game vs. New England (1/20/19) and totaled three tackles (all solo) and one pass defensed

2017 (Kansas City 9/7, 1/1):

- Finished with 41 tackles (33 solo), two tackles for loss, one forced fumble and four passes defensed
- Posted five tackles (all solo) and a season-high two passes defensed at the N.Y. Giants (11/19)
- Totaled a season-high nine tackles (seven solo) and made one tackle for loss at the N.Y. Jets (12/3)
- Posted four tackles (three solo), one tackle for loss, one forced fumble and one pass defensed vs. Oakland (12/10)
- Started in the Wild Card Round vs. Tennessee (1/6/18) and made three tackles (two solo) and one pass defensed

2016 (Kansas City 15/15, 1/1):

- Totaled 64 tackles (58 solo), one quarterback hit, four tackles for loss, two fumble recoveries and 16 passes defensed
- Recorded eight tackles (all solo) and one tackle for loss in the season opener vs. San Diego (9/11)
- Notched a season-high nine tackles (eight solo) vs. New Orleans (10/23)
- Made two stops (both solo), one quarterback hit, one fumble recovery and three passes defensed vs. Jacksonville (11/6)
- Posted six tackles (four solo), one tackle for loss and one pass defensed at Carolina (11/13)
- Recovered a fumble, logged one pass defensed and made seven tackles (all solo) vs. Tampa Bay (11/20)
- Notched eight tackles (seven solo), one tackle for loss and one pass defensed vs. Tennessee (12/18)
- Made his first career postseason start in the Divisional Round vs. Pittsburgh (1/15/17) and tallied five tackles (four solo)

2015 (Kansas City 12/0, 2/0):

- Played in 12 regular season games and two postseason contests in his first NFL season, mostly appearing on special teams and amassing seven special teams tackles (all solo)
- Played in his first NFL game vs. Chicago (10/11)
- Recorded his first career special teams tackle at Minnesota (10/18)
- Logged his first career tackle on defense vs. Pittsburgh (10/25)
- Posted a season-high three special teams tackles (all solo) vs. Buffalo (11/29)
- Played in his first postseason game in the Wild Card Round at Houston (1/9/16) and notched his first career pass defensed

COLLEGE:

- Played two seasons (2013-14) at Oregon State University in Corvallis, Ore., following a two-year junior college stint (2011-12) at College of the Sequoias in Visalia, Calif.
- Earned Pac-12 All-Conference Second Team honors following his senior campaign (2014) in which he posted 60 tackles (37 solo), two interceptions, two tackles for loss and eight passes defensed
- Started the final nine games of his first season at Oregon State (2013) and tallied 62 tackles (48 solo), six touchdowns including one pick-six and eight passes defensed
- Played junior college football at College of the Sequoias and made 71 tackles, 19 passes defensed and six interceptions through two seasons, earning All-Northern California Football Association recognition
- Was rated as the second-best junior college cornerback by 247Sports before arriving at Oregon State
- Also participated in track on the 4x100 relay team in junior college

PERSONAL:

- Attended Northside High School in Warner Robins, Ga., where he was an All-Middle Georgia selection as a returner as a senior after returning seven punts for touchdowns
- Also earned All-Middle Georgia honors as a defensive back his senior year with 30 tackles and seven interceptions
- Participated in track in high school as part of the 4x100 relay team that finished first place in the country
- Son of Steven Nelson, Sr. and Ylencia Jackson, and is the father of his son, Steven Nelson III

STEVEN NELSON'S NFL REGULAR SEASON DEFENSIVE STATISTICS

				TACKLES								INTERCEPTIONS					FUMBLES				ST					MISC	
DATE	TEAM	GP	GS	TK	S	A	TFL	YDS	SK	YDS	QBH	NO	YDS	LG	TD	PD	FF	FR	TD	YDS	TK	S	A	FF	FR	S	A
2015	Chiefs	12	0	1	1	0	0	0	0.0	0.0	0	0	0	0	0	0	0	0	0	0	7	7	0	0	0	0	0
2016	Chiefs	15	15	64	58	6	4	5	0.0	0.0	1	0	0	0	0	16	0	2	0	0	1	1	0	0	0	0	0
2017	Chiefs	9	6	41	33	8	2	2	0.0	0.0	0	0	0	0	0	4	1	0	0	0	0	0	0	0	0	0	0
2018	Chiefs	16	16	68	58	10	2	4	0.0	0.0	0	4	53	35	0	15	0	0	0	0	0	0	0	0	0	0	0
2019	Steelers	15	15	61	52	9	0	0	0.0	0.0	0	1	33	33	0	8	0	1	0	0	0	0	0	0	0	0	0
2020	Steelers	15	15	48	43	5	2	1	0.0	0.0	0	2	3	3	0	9	0	1	0	0	0	0	0	0	0	0	0
2021	Eagles	16	16	50	34	16	0	0	0.0	0.0	0	1	4	4	0	7	0	0	0	0	0	0	0	0	0	0	0
2022	Texans	15	15	52	39	13	1	4	1.0	7.0	1	1	33	33	0	7	1	0	0	0	0	0	0	0	0	0	0
NFL TOTALS		113	98	385	318	67	11	16	1.0	7.0	2	9	126	35	0	66	2	4	0	0	8	8	0	0	0	0	0

STEVEN NELSON'S NFL POSTSEASON DEFENSIVE STATISTICS

				TACKLES								INTERCEPTIONS					FUMBLES				ST					MISC	
DATE	TEAM	GP	GS	TK	S	A	TFL	YDS	SK	YDS	QBH	NO	YDS	LG	TD	PD	FF	FR	TD	YDS	TK	S	A	FF	FR	S	A
2015	Chiefs	2	0	0	0	0	0	0	0.0	0.0	0	0	0	0	0	1	0	0	0	0	0	0	0	0	0	0	0
2016	Chiefs	1	1	5	4	1	0	0	0.0	0.0	0	0	0	0	0	0	0	0	0	0	0	0	0	0	0	0	0
2017	Chiefs	1	1	3	2	1	0	0	0.0	0.0	0	0	0	0	0	1	0	0	0	0	0	0	0	0	0	0	0
2018	Chiefs	2	2	5	5	0	0	0	0.0	0.0	0	0	0	0	0	2	0	0	0	0	0	0	0	0	0	0	0
2020	Steelers	1	1	6	5	1	0	0	0.0	0.0	0	0	0	0	0	0	0	0	0	0	0	0	0	0	0	0	0
2021	Eagles	1	1	4	2	2	0	0	0.0	0.0	0	0	0	0	0	1	0	0	0	0	0	0	0	0	0	0	0
NFL TOTALS		8	6	23	18	5	0	0	0.0	0.0	0	0	0	0	0	5	0	0	0	0	0	0	0	0	0	0	0

SINGLE-GAME HIGHS: DEFENSIVE

Total Tackles 9 at New York Jets, Dec 03, 2017
...1 more at 9.

Solo Tackles 8 at Cleveland Browns, Nov 04, 2018
...2 more at 8.

Sacks 1.0 vs. Philadelphia Eagles, Nov 03, 2022

Passes Defensed 3 at Buffalo Bills, Dec 13, 2020
...5 more at 3.

Forced Fumbles 1 vs. Philadelphia Eagles, Nov 03, 2022
...1 more at 1.

Fumble Recoveries 1 vs. Cincinnati Bengals, Nov 15, 2020
...3 more at 1.

Tackles For Loss 1 at Denver Broncos, Sep 18, 2022
...10 more at 1.

Interceptions 2 vs. Philadelphia Eagles, Oct 11, 2020

Interception Return Yards 35 vs. Arizona Cardinals, Nov 11, 2018

Special Teams Tackles 3 vs. Buffalo Bills, Nov 29, 2015

SINGLE-GAME HIGHS - POSTSEASON: DEFENSIVE

Total Tackles 6 vs. Cleveland Browns, Jan 10, 2021

Solo Tackles 5 vs. Cleveland Browns, Jan 10, 2021

Passes Defensed 1 at Tampa Bay Buccaneers, Jan 16, 2022
...4 more at 1.

2022 GAME-BY-GAME REGULAR-SEASON STATISTICS (TEXANS)

				TACKLES								INTERCEPTIONS					FUMBLES				ST					MISC			
W	DATE	OPPONENT	P/S	TK	S	A	SK	YDS	TFL	YDS	QBH	NO	YDS	LG	TD	PD	FF	FR	TD	YDS	TK	S	A	FF	FR	S	A	W/L	SCORE
01	09/11	Colts	S	5	4	1	0.0	0.0	0	0	0	0	0	0	0	2	0	0	0	0	0	0	0	0	0	0	0	T	20-20
02	09/18	at Broncos	S	5	4	1	0.0	0.0	1	4	0	0	0	0	0	1	0	0	0	0	0	0	0	0	0	0	0	L	9-16
03	09/25	at Bears	S	5	2	3	0.0	0.0	0	0	0	0	0	0	0	0	0	0	0	0	0	0	0	0	0	0	0	L	20-23
04	10/02	Chargers	S	7	6	1	0.0	0.0	0	0	0	0	0	0	0	0	0	0	0	0	0	0	0	0	0	0	0	L	24-34
05	10/09	at Jaguars	S	5	4	1	0.0	0.0	0	0	0	0	0	0	0	0	0	0	0	0	0	0	0	0	0	0	0	W	13-6
07	10/23	at Raiders	S	2	1	1	0.0	0.0	0	0	0	0	0	0	0	1	0	0	0	0	0	0	0	0	0	0	0	L	20-38
08	10/30	Titans	S	2	2	0	0.0	0.0	0	0	0	1	33	33	0	1	0	0	0	0	0	0	0	0	0	0	0	L	10-17
09	11/03	Eagles	S	5	5	0	1.0	7.0	0	0	1	0	0	0	0	0	1	0	0	0	0	0	0	0	0	0	0	L	17-29
10	11/13	at Giants	S	1	0	1	0.0	0.0	0	0	0	0	0	0	0	0	0	0	0	0	0	0	0	0	0	0	0	L	16-24
11	11/20	Commanders	S	3	2	1	0.0	0.0	0	0	0	0	0	0	0	0	0	0	0	0	0	0	0	0	0	0	0	L	10-23
12	11/27	at Dolphins	S	3	3	0	0.0	0.0	0	0	0	0	0	0	0	1	0	0	0	0	0	0	0	0	0	0	0	L	15-30
13	12/04	Browns	S	4	3	1	0.0	0.0	0	0	0	0	0	0	0	1	0	0	0	0	0	0	0	0	0	0	0	L	14-27
14	12/11	at Cowboys	S	0	0	0	0.0	0.0	0	0	0	0	0	0	0	0	0	0	0	0	0	0	0	0	0	0	0	L	23-27
15	12/18	Chiefs											INACTIVE															L	24-30+
16	12/24	at Titans	S	1	0	1	0.0	0.0	0	0	0	0	0	0	0	0	0	0	0	0	0	0	0	0	0	0	0	W	19-14
17	01/01	Jaguars	S	4	3	1	0.0	0.0	0	0	0	0	0	0	0	0	0	0	0	0	0	0	0	0	0	0	0	L	3-31
2022 TOTALS			**15-15**	**52**	**39**	**13**	**1.0**	**7.0**	**1**	**4**	**1**	**1**	**33**	**33**	**0**	**7**	**1**	**0**	**0**	**0**	**0**	**0**	**0**	**0**	**0**	**0**	**0**	**2-13-1**	

+ - Overtime

2021 GAME-BY-GAME POSTSEASON STATISTICS (EAGLES)

				TACKLES								INTERCEPTIONS					FUMBLES				ST					MISC			
W	DATE	OPPONENT	P/S	TK	S	A	SK	YDS	TFL	YDS	QBH	NO	YDS	LG	TD	PD	FF	FR	TD	YDS	TK	S	A	FF	FR	S	A	W/L	SCORE
01	01/16	at Buccaneers	S	4	2	2	0.0	0.0	0	0	0	0	0	0	0	1	0	0	0	0	0	0	0	0	0	0	0	L	15-31
2021 TOTALS			**1-1**	**4**	**2**	**2**	**0.0**	**0.0**	**0**	**0**	**0**	**0**	**0**	**0**	**0**	**1**	**0**	**0**	**0**	**0**	**0**	**0**	**0**	**0**	**0**	**0**	**0-1**	

DARE OGUNBOWALE

33

RUNNING BACK

Ht: 5-11 **Wt:** 205
DOB: 5/4/1994 **College:** Wisconsin
Texans Season: 1 **NFL Season:** 4
Acquired: FA-'22

TRANSACTIONS: Signed with the Houston Texans as a college free agent on May 16, 2017...Released by the Texans on Sept. 2, 2017...Signed to the Texans practice squad on Sept. 3, 2017...Released from the Texans practice squad on Oct. 6, 2017...Signed to the Tampa Bay Buccaneers practice squad on Nov. 29, 2017...Released from the Buccaneers practice squad on Dec. 6, 2017...Signed to the Washington Commanders practice squad on Dec. 12, 2017...Elevated to the Commanders active roster on Dec. 22, 2017...Released by the Commanders on March 6, 2018...Signed by the Buccaneers on Aug. 2, 2018...Released by the Buccaneers on Sept. 1, 2018...Signed to the Buccaneers practice squad on Sept. 2, 2018...Released from the Buccaneers practice squad on Oct. 16, 2018...Signed to the Buccaneers practice squad on Oct. 30, 2018...Elevated to the Buccaneers active roster on Nov. 13, 2018...Released by the Buccaneers on Nov. 30, 2018...Signed to the Buccaneers practice squad on Dec. 4, 2018...Signed with the Buccaneers on Dec. 31, 2018...Released by the Buccaneers on Sept. 4, 2020...Signed by the Jacksonville Jaguars on Sept. 10, 2020...Signed an extension with the Jaguars on April 19, 2021...Signed with the Texans on March 23, 2022.

2022 (Houston 16/3):

- While playing a large special teams role, has also totaled 31 carries for 90 yards (2.9 avg.) and one touchdown, while hauling in 15 receptions for 99 yards (6.6 avg.)
- Opened the season on the Texans active roster, playing 21 special teams snaps in Week 1 vs. Indianapolis (9/11)
- Rushed the ball one time for eight yards while catching five passes for 54 yards (10.8 avg.) at Las Vegas (10/23)
- Recovered a fumble forced by DB Tremon Smith while covering a Texans punt in the first quarter vs. Tennessee (10/30)
- Carried the ball five times for 22 yards (4.4 avg.) and a score at Miami (11/27), his fourth rushing touchdown of his career

2021 (Jacksonville 17/2):

- Handled a career-high 43 carries and rushed for 137 yards (3.2 avg.) and one touchdown, also catching 13 passes for 114 yards (8.8 avg.) and a score
- Logged a career-high 17 carries and tallied 57 rushing yards (3.4 avg.) and one touchdown as well as two receptions for 15 yards at the N.Y. Jets (12/26)
- Made his first start of the season and rushed nine times for 36 yards (4.0 avg.) and caught two passes for 32 yards and his first career receiving touchdown at New England (1/2/22)
- Started at Indianapolis (1/9/22) and rushed 11 times for 30 yards (2.7 avg.) and notched three receptions for 25 yards (8.3 avg.)

2020 (Jacksonville 14/2):

- Totaled a career-high 145 rushing yards on 32 carries (4.5 avg.) and caught 10 passes for 54 yards (5.4 avg.)
- Logged his first carry of the season at Minnesota (12/6), rushing twice for seven yards (3.5 avg.)
- Made his first start of the season and rushed 14 times for a career-high 71 yards (5.1 avg.) and tallied three receptions for seven yards (2.3 avg.) vs. Chicago (12/27)
- Rushed 14 times for 50 yards (3.6 avg.) and tallied a season-high four receptions for 22 yards (5.5 avg.) at Indianapolis (1/3/21)

2019 (Tampa Bay 16/0):

- Played in all 16 games for the first time in his career and posted his first career rushing attempts and receptions, totaling 11 carries for 17 yards and two touchdowns and 35 receptions for 286 yards
- Served as the team's special teams captain

2018 (Tampa Bay 2/0):

- Spent time on the Buccaneers practice squad before appearing in two games, making his season debut at the N.Y. Giants (11/18)

2017 (Washington 2/0):

- Added depth on the Washington practice squad before making his NFL debut vs. Denver (12/24)
- Appeared in the season finale at the N.Y. Giants (12/31)

COLLEGE:

- Played four seasons (2013-16) at the University of Wisconsin in Madison, Wis.
- Lettered for the fourth consecutive year after appearing in all 14 games as a senior (2016), rushing 91 times for 506 yards and five touchdowns and catching 24 passes for 208 yards and a score
- Played in all 13 games with 10 starts as a junior (2015) and was the team's leading rusher with 194 carries for 819 yards and seven touchdowns, also catching 36 passes for 299 yards and a score
- Appeared in all 14 games as a sophomore (2014) and switched from cornerback to running back

- Played in eight games on special teams as a redshirt freshman (2013)

PERSONAL:

- Attended Marquette University High School in Milwaukee, where he was a team captain and was named all-conference at defensive back as a senior after recording 38 tackles, two interceptions, two forced fumbles and two fumble recoveries
- Also lettered in basketball and track
- Was a two-time basketball defensive player of the year
- Sister, Arike, was a three-time Wisconsin state player of the year in girls' basketball and a McDonald's All-American in high school who went on to play basketball at Notre Dame
- Cousin, Diamond Stone, was named Wisconsin state player of the year in boys' basketball and played at Maryland in 2015-16 before being selected in the 2016 NBA Draft

DARE OGUNBOWALE'S NFL REGULAR SEASON RUSHING/RECEIVING STATISTICS

				RUSHING					RECEIVING				
DATE	TEAM	GP	GS	NO.	YDS.	AVG.	LG	TD	NO.	YDS.	AVG.	LG	TD
2017	Texans	0	0	0	0	0.0	0	0	0	0	0.0	0	0
				Went from **Houston** to **Washington**.									
2017	Redskins	2	0	0	0	0.0	0	0	0	0	0.0	0	0
2017	TOTAL	2	0	0	0	0.0	0	0	0	0	0.0	0	0
2018	Buccaneers	2	0	0	0	0.0	0	0	0	0	0.0	0	0
2019	Buccaneers	16	0	11	17	1.5	12	2	35	286	8.2	21	0
2020	Jaguars	14	2	32	145	4.5	25	0	10	54	5.4	12	0
2021	Jaguars	17	2	43	137	3.2	12	1	13	114	8.8	28t	1
2022	Texans	16	3	31	90	2.9	9	1	15	99	6.6	23	0
NFL TOTALS		**67**	**7**	**117**	**389**	**3.3**	**25**	**4**	**73**	**553**	**7.6**	**28T**	**1**

DARE OGUNBOWALE'S NFL REGULAR SEASON RETURN STATISTICS

		KICKOFF RETURNS					PUNT RETURNS					
DATE	TEAM	RET.	YDS.	AVG.	LG	TD	NO.	FC	YDS.	AVG.	LG	TD
2017	Texans	0	0	0.0	0	0	0	0	0	0.0	0	0
				Went from **Houston** to **Washington**.								
2017	Redskins	0	0	0.0	0	0	0	0	0	0.0	0	0
2017	TOTAL	0	0	0.0	0	0	0	0	0	0.0	0	0
2018	Buccaneers	7	137	19.6	25	0	0	0	0	0.0	0	0
2019	Buccaneers	12	223	18.6	26	0	0	0	0	0.0	0	0
2020	Jaguars	0	6	0.0	6	0	0	0	0	0.0	0	0
2021	Jaguars	0	0	0.0	0	0	0	0	0	0.0	0	0
2022	Texans	2	46	23.0	25	0	0	0	0	0.0	0	0
NFL TOTALS		**21**	**412**	**19.6**	**26**	**0**	**0**	**0**	**0**	**0.0**	**0**	**0**

SINGLE-GAME HIGHS: RUSHING/RECEIVING

Rush Attempts	17 at New York Jets, Dec 26, 2021
Rushing Yards	71 vs. Chicago Bears, Dec 27, 2020
Rushing Average	5.1 vs. Chicago Bears, Dec 27, 2020
Longest Runs	25 vs. Chicago Bears, Dec 27, 2020
Rushing TDs	1 at Miami Dolphins, Nov 27, 2022 ...3 more at 1.
Receptions	5 at Las Vegas Raiders, Oct 23, 2022 ...1 more at 5.
Receiving Yards	54 at Las Vegas Raiders, Oct 23, 2022
Receiving Average	11.3 vs. Houston Texans, Dec 21, 2019
Longest Receptions	28t at New England Patriots, Jan 02, 2022
Receiving TDs	1 at New England Patriots, Jan 02, 2022
All-Purpose Yards	137 at New York Giants, Nov 18, 2018
Kickoff Returns	7 at New York Giants, Nov 18, 2018
Kickoff Return Yards	137 at New York Giants, Nov 18, 2018
Longest Kickoff Return	26 vs. Indianapolis Colts, Dec 08, 2019
Kickoff Return Average	20.3 vs. Atlanta Falcons, Dec 29, 2019
Special Teams Tackles	2 at Jacksonville Jaguars, Oct 09, 2022 ...5 more at 2.
Most TDs	1 at Miami Dolphins, Nov 27, 2022 ...4 more at 1.
Miscellaneous Tackles	1 vs. Pittsburgh Steelers, Nov 22, 2020 ...1 more at 1.

2022 GAME-BY-GAME REGULAR-SEASON STATISTICS (TEXANS)

				RUSHING					RECEIVING						
W	DATE	OPPONENT	P/S	NO.	YDS.	AVG.	LG	TD	NO.	YDS.	AVG.	LG	TD	W/L/T	SCORE
01	09/11	Colts	P	0	0	0.0	0	0	0	0	0.0	0	0	T	20-20
02	09/18	at Broncos	P	0	0	0.0	0	0	0	0	0.0	0	0	L	9-16
03	09/25	at Bears	P	0	0	0.0	0	0	0	0	0.0	0	0	L	20-23
04	10/02	Chargers	P	0	0	0.0	0	0	0	0	0.0	0	0	L	24-34
05	10/09	at Jaguars	P	0	0	0.0	0	0	0	0	0.0	0	0	W	13-6
07	10/23	at Raiders	P	1	8	8.0	8	0	5	54	10.8	23	0	L	20-38
08	10/30	Titans	P	0	0	0.0	0	0	1	0	0.0	0	0	L	10-17
09	11/03	Eagles	P	0	0	0.0	0	0	0	0	0.0	0	0	L	17-29
10	11/13	at Giants	P	0	0	0.0	0	0	1	13	13.0	13	0	L	16-24
11	11/20	Commanders	P	0	0	0.0	0	0	1	5	5.0	5	0	L	10-23
12	11/27	at Dolphins	S	4	14	3.5	9	1	1	6	6.0	6	0	L	15-30
13	12/04	Browns	P	2	8	4.0	6	0	2	13	6.5	7	0	L	14-27
14	12/11	at Cowboys	P	1	-3	-3.0	-3	0	2	4	2.0	4	0	L	23-27
15	12/18	Chiefs	S	8	14	1.8	3	0	0	0	0.0	0	0	L	24-30+
16	12/24	at Titans	P	8	28	3.5	8	0	0	0	0.0	0	0	W	19-14
17	01/01	Jaguars	S	7	21	3.0	9	0	2	4	2.0	2	0	L	3-31
2022 TOTALS			**16-3**	**31**	**90**	**2.9**	**9**	**1**	**15**	**99**	**6.6**	**23**	**0**	**2-13-1**	

+ - Overtime

OGBONNIA OKORONKWO

45

DEFENSIVE LINEMAN

Ht: 6-2 **Wt:** 253
DOB: 4/24/1995 **College:** Oklahoma
Texans Season: 1 **NFL Season:** 5
Acquired: UFA-'22 (LAR)

TRANSACTIONS: Selected by the Los Angeles Rams in the fifth round (160th overall) of the 2018 NFL Draft...Placed on the Physically Unable to Perform List (foot) on Sept. 1, 2018...Activated from the Physically Unable to Perform List on Nov. 5, 2018...Placed on the Reserve/COVID-19 List on Dec. 16, 2021...Activated from the Reserve/COVID-19 List on Dec. 22, 2021...Signed with the Houston Texans as an unrestricted free agent on March 23, 2022.

2022 (Houston 16/7):

- Has 43 tackles (31 solo), 5.0 sacks, nine tackles for loss, 11 quarterback hits, one pass defensed and one forced fumble on the 2022 season
- Made his first career appearance as a Texan while recording one solo tackle and one quarterback hit vs. Indianapolis (9/11)
- Posted a career-high seven tackles (six solo), two tackles for loss and one quarterback hit at the New York Giants (11/13)
- Made his first career start as a Texan and matched his single-game-high tackles (seven) vs. Washington (11/20)
- Registered three tackles (two solo), 1.0 sack, two quarterback hits, one pass defensed and one forced fumble at Dallas (12/11)
- Posted the first multi-sack game of his career and a career-best three tackles for loss at Tennessee (12/24)

2021 (L.A. Rams 13/0, 4/0):

- Registered career highs in games played (13), tackles (15 total, nine solo), sacks (2.0), quarterback hits (six), tackles for loss (three) and forced fumbles (two)
- Logged a strip-sack on Daniel Jones for his first career forced fumble at the N.Y. Giants (10/17)
- Posted three tackles (one solo), half a sack and one quarterback hit at Houston (10/31)
- Forced a fumble from Marcedes Lewis for his second career forced fumble at Green Bay (11/28)
- Contributed three tackles (two solo) in the postseason en route to his first Super Bowl championship, including one quarterback hit and one pass defensed in the Divisional Round at Tampa Bay (1/23/22)

2020 (L.A. Rams 10/0, 2/0):

- Appeared in 10 regular season contests and tallied 10 tackles (six solo), 1.0 sack, three quarterback hits, one tackle for loss and one pass defensed
- Posted a season-high three tackles (one solo) at Philadelphia (9/20)
- Recorded his first sack of the season vs. the N.Y. Giants (10/4), also notching two solo tackles, one quarterback hit, one tackle for loss and one pass defensed
- Played in his first career postseason contest in the Wild Card Round at Seattle (1/9/21) and posted one solo tackle and one quarterback hit
- Registered a quarterback hit in the Divisional Round at Green Bay (1/16/21)

2019 (L.A. Rams 10/0):

- Played in his first NFL game vs. San Francisco (10/13)
- Registered his first career tackle at Atlanta (10/20), finishing with two tackles (one solo) and one quarterback hit
- Posted two tackles (one solo), 1.5 sacks, two quarterback hits and one tackle for loss vs. Cincinnati (10/27)

2018 (L.A. Rams 0/0):

- Placed on the Physically Unable to Perform List to start the 2018 season due to foot surgery he had in the offseason

COLLEGE:

- Played four seasons (2014-17) at the University of Oklahoma in Norman, Okla., where he recorded 21.0 career sacks to rank second in Oklahoma history by a linebacker and tied for seventh overall
- Named first-team All-American by Walter Camp and second-team All-American by AP, FWAA and Sporting News, a semifinalist for the Bednarik Award, co-Big 12 Defensive Player of the Year recognition and first-team All-Big 12 as a senior (2017)
- Ranked second in the Big 12 with 17.5 tackles for loss and third with 8.0 sacks as a senior
- Named second-team All-Big 12 as a junior (2016) and posted 9.0 sacks, tied for the most in Oklahoma single-season history by a linebacker
- Played in nine games as a sophomore (2015) and posted 2.0 sacks
- Appeared in 11 games as a freshman (2014) and totaled eight tackles and 2.0 sacks
- Redshirted his first season (2013) at Oklahoma

PERSONAL:

- Attended Alief Taylor High School in Houston
- Was rated as the No. 15 defensive end in the country by 247Sports

OGBONNIA OKORONKWO'S NFL REGULAR SEASON DEFENSIVE STATISTICS

				TACKLES								INTERCEPTIONS					FUMBLES				ST					MISC	
DATE	TEAM	GP	GS	TK	S	A	TFL	YDS	SK	YDS	QBH	NO	YDS	LG	TD	PD	FF	FR	TD	YDS	TK	S	A	FF	FR	S	A
2018	Rams	0	0	0	0	0	0	0	0.0	0.0	0	0	0	0	0	0	0	0	0	0	0	0	0	0	0	0	0
2019	Rams	10	0	6	3	3	1	5	1.5	8.0	4	0	0	0	0	0	0	0	0	0	1	0	1	0	0	0	0
2020	Rams	10	0	10	6	4	1	7	1.0	7.0	3	0	0	0	0	1	0	0	0	0	2	2	0	0	0	0	0
2021	Rams	13	0	15	9	6	3	7	2.0	18.0	6	0	0	0	0	0	2	0	0	0	0	0	0	0	0	0	0
2022	Texans	16	7	43	31	12	9	25	5.0	27.0	11	0	0	0	0	1	1	0	0	0	0	0	0	0	0	0	0
NFL TOTALS		**49**	**7**	**74**	**49**	**25**	**14**	**44**	**9.5**	**60.0**	**24**	**0**	**0**	**0**	**0**	**2**	**3**	**0**	**0**	**0**	**3**	**2**	**1**	**0**	**0**	**0**	**0**

OGBONNIA OKORONKWO'S NFL POSTSEASON DEFENSIVE STATISTICS

				TACKLES								INTERCEPTIONS					FUMBLES				ST					MISC	
DATE	TEAM	GP	GS	TK	S	A	TFL	YDS	SK	YDS	QBH	NO	YDS	LG	TD	PD	FF	FR	TD	YDS	TK	S	A	FF	FR	S	A
2018	Rams	0	0	0	0	0	0	0	0.0	0.0	0	0	0	0	0	0	0	0	0	0	0	0	0	0	0	0	0
2020	Rams	2	0	1	1	0	0	0	0.0	0.0	2	0	0	0	0	0	0	0	0	0	0	0	0	0	0	0	0
2021	Rams	4	0	3	2	1	0	0	0.0	0.0	1	0	0	0	0	1	0	0	0	0	2	2	0	0	0	0	0
NFL TOTALS		**6**	**0**	**4**	**3**	**1**	**0**	**0**	**0.0**	**0.0**	**3**	**0**	**0**	**0**	**0**	**1**	**0**	**0**	**0**	**0**	**2**	**2**	**0**	**0**	**0**	**0**	**0**

SINGLE-GAME HIGHS: DEFENSIVE

Total Tackles 7 vs. Washington Commanders, Nov 20, 2022
...1 more at 7.

Solo Tackles 6 at New York Giants, Nov 13, 2022

Sacks 2.0 at Tennessee Titans, Dec 24, 2022

Passes Defensed 1 at Dallas Cowboys, Dec 11, 2022
...1 more at 1.

Forced Fumbles 1 at Dallas Cowboys, Dec 11, 2022
...2 more at 1.

Tackles For Loss 3 at Tennessee Titans, Dec 24, 2022

Special Teams Tackles 1 vs. Arizona Cardinals, Jan 03, 2021
...2 more at 1.

SINGLE-GAME HIGHS - POSTSEASON: DEFENSIVE

Total Tackles 1 at Cincinnati Bengals, Feb 13, 2022
...3 more at 1.

Solo Tackles 1 at Cincinnati Bengals, Feb 13, 2022
...2 more at 1.

Passes Defensed 1 at Tampa Bay Buccaneers, Jan 23, 2022

Special Teams Tackles 1 vs. San Francisco 49ers, Jan 30, 2022
...1 more at 1.

2022 GAME-BY-GAME REGULAR-SEASON STATISTICS (TEXANS)

				TACKLES								INTERCEPTIONS					FUMBLES				ST					MISC			
W	DATE	OPPONENT	P/S	TK	S	A	SK	YDS	TFL	YDS	QBH	NO	YDS	LG	TD	PD	FF	FR	TD	YDS	TK	S	A	FF	FR	S	A	W/L	SCORE
01	09/11	Colts	P	1	1	0	0.0	0.0	0	0	1	0	0	0	0	0	0	0	0	0	0	0	0	0	0	0	0	T	20-20
02	09/18	at Broncos	P	3	2	1	0.0	0.0	0	0	0	0	0	0	0	0	0	0	0	0	0	0	0	0	0	0	0	L	9-16
03	09/25	at Bears	P	2	1	1	0.0	0.0	0	0	1	0	0	0	0	0	0	0	0	0	0	0	0	0	0	0	0	L	20-23
04	10/02	Chargers	P	1	1	0	0.0	0.0	0	0	0	0	0	0	0	0	0	0	0	0	0	0	0	0	0	0	0	L	24-34
05	10/09	at Jaguars	P	1	1	0	0.0	0.0	0	0	0	0	0	0	0	0	0	0	0	0	0	0	0	0	0	0	0	W	13-6
07	10/23	at Raiders	P	0	0	0	0.0	0.0	0	0	1	0	0	0	0	0	0	0	0	0	0	0	0	0	0	0	0	L	20-38
08	10/30	Titans	P	3	1	2	0.0	0.0	0	0	0	0	0	0	0	0	0	0	0	0	0	0	0	0	0	0	0	L	10-17
09	11/03	Eagles	P	1	1	0	0.0	0.0	0	0	0	0	0	0	0	0	0	0	0	0	0	0	0	0	0	0	0	L	17-29
10	11/13	at Giants	P	7	6	1	0.0	0.0	2	2	1	0	0	0	0	0	0	0	0	0	0	0	0	0	0	0	0	L	16-24
11	11/20	Commanders	S	7	2	5	0.0	0.0	1	0	1	0	0	0	0	0	0	0	0	0	0	0	0	0	0	0	0	L	10-23
12	11/27	at Dolphins	S	0	0	0	0.0	0.0	0	0	0	0	0	0	0	0	0	0	0	0	0	0	0	0	0	0	0	L	15-30
13	12/04	Browns	S	4	3	1	1.0	1.0	1	1	1	0	0	0	0	0	0	0	0	0	0	0	0	0	0	0	0	L	14-27
14	12/11	at Cowboys	S	3	2	1	1.0	7.0	0	0	2	0	0	0	0	1	1	0	0	0	0	0	0	0	0	0	0	L	23-27
15	12/18	Chiefs	S	1	1	0	0.0	0.0	0	0	0	0	0	0	0	0	0	0	0	0	0	0	0	0	0	0	0	L	24-30+
16	12/24	at Titans	S	5	5	0	2.0	11.0	3	11	2	0	0	0	0	0	0	0	0	0	0	0	0	0	0	0	0	W	19-14
17	01/01	Jaguars	S	4	4	0	1.0	8.0	2	11	1	0	0	0	0	0	0	0	0	0	0	0	0	0	0	0	0	L	3-31
2022 TOTALS			**16-7**	**43**	**31**	**12**	**5.0**	**27.0**	**9**	**25**	**11**	**0**	**0**	**0**	**0**	**1**	**1**	**0**	**0**	**0**	**0**	**0**	**0**	**0**	**0**	**0**	**0**	**2-13-1**	

+ - Overtime

JONATHAN OWENS

36

DEFENSIVE BACK

Ht: 5-11 **Wt:** 210
DOB: 7/22/1995 **College:** Missouri Western
Texans Season: 3 **NFL Season:** 4
Acquired: FA-'19

TRANSACTIONS: Signed by the Arizona Cardinals as a college free agent on April 30, 2018…Waived by the Cardinals on Aug. 31, 2019…Signed to the Houston Texans practice squad on Sept. 30, 2019...Signed to the Texans active roster on Nov. 21, 2019...Waived by the Texans on Nov. 23, 2019...Signed to the Texans practice squad on Nov. 26, 2019...Signed by the Texans on Jan. 13, 2020…Waived by the Texans on Sept. 5, 2020…Signed to the Texans practice squad on Sept. 7, 2020...Elevated to the Texans active roster on Oct. 10, 2020 and reverted back to the practice squad on Oct. 11, 2020...Elevated to the Texans active roster on Oct. 17, 2020 and reverted back to the practice squad on Oct. 18, 2020...Signed to the Texans active roster on Dec. 12, 2020...Released by the Texans on Aug. 31, 2021...Signed to the Texans practice squad on Sept. 1, 2021...Elevated to the Texans active roster on Nov. 6, 2021...Reverted back to the Texans practice squad on Nov. 8, 2021...Elevated to the Texans active roster on Nov. 27, 2021...Reverted back to the Texans practice squad on Nov. 29, 2021...Signed to the Texans active roster on Dec. 4, 2021...Placed on the Reserve/Injured List on Jan. 3, 2022.

2022 (Houston 16/16):

- Has 117 tackles (81 solo), 1.0 sack, one quarterback hit and four passes defensed so far in 2022
- Was tied for player with the most tackles in the NFL (36) through the first three games of the season (23 solo), setting a new franchise record for most total tackles through the first three games of the season
- Made his third career start and finished the game with a career-high 15 total tackles (11 solo) and one pass defensed vs. Indianapolis (9/11). Joined LB Kamu Grugier-Hill (18 tackles) in breaking the previous Texans record for most total tackles in a Week 1 game (13)
- Recorded his seventh game with double-digit tackles vs. Washington (11/20), a feat that only two other players in the NFL accomplished through Week 11 this season
- Posted his first career sack and quarterback hit at Tennessee (12/24)

2021 (Houston 7/2):

- Posted career highs in games played (seven), starts (two), defensive tackles (16 total, eight solo), interceptions (one), passes defensed (one), fumble recoveries (one) and special teams tackles (two solo)
- Appeared in his first game of the season at Miami (11/7), playing on defense and special teams
- Made the first special teams tackle of his NFL career vs. the N.Y. Jets (11/28)
- Recorded three tackles (two solo), including the first defensive tackle of his NFL career vs. Indianapolis (12/5)
- Made his first career start and tallied a career-high eight tackles (four solo), tied for fourth-most on the team at Jacksonville (12/19)
- Finished with four tackles (one solo), one interception, a pass defensed and a fumble recovery vs. the L.A. Chargers (12/26). Intercepted QB Justin Herbert for a five-yard return, marking his first career interception. Recovered a fumble forced by DL DeMarcus Walker from RB Justin Jackson and returned it for six yards, marking his first career fumble recovery

2020 (Houston 6/0):

- Signed to the Texans practice squad prior to Week 1
- Elevated to the active roster prior to Week 5 and saw his first game action of the season on special teams vs. Jacksonville (10/11)

2019 (Houston 1/0, 0/0):

- Spent the preseason with the Cardinals before being waived and signed to the Texans practice squad prior to Week 5
- Spent Weeks 5-11 on the Texans practice squad
- Promoted to the active roster and made his NFL debut vs. Indianapolis (11/21)

2018 (Arizona 0/0):

- Spent the entire season on the Reserve/Injured List

COLLEGE:

- Played four seasons (2014-17) at Missouri Western State University in St. Louis and appeared in 43 games with the Giffons, totaling 254 tackles (155 solo), 5.5 tackles for loss, 2.5 sacks, four forced fumbles, two fumble recoveries, seven interceptions and 16 passes defensed
- Earned second team All-MIAA as a senior in 2017 as well as MWSU Male Athlete of the Year

PERSONAL:

- Attended Christian Brothers College High School in St. Louis where he played linebacker
- Earned all-conference and all-district honors as well as the CBC Linebacker of the Year award as a senior
- Fiancé of seven-time Olympic medalist gymnast Simone Biles

JONATHAN OWENS' NFL REGULAR SEASON DEFENSIVE STATISTICS

				TACKLES								INTERCEPTIONS					FUMBLES				ST					MISC	
DATE	TEAM	GP	GS	TK	S	A	TFL	YDS	SK	YDS	QBH	NO	YDS	LG	TD	PD	FF	FR	TD	YDS	TK	S	A	FF	FR	S	A
2019	Texans	1	0	0	0	0	0	0	0.0	0.0	0	0	0	0	0	0	0	0	0	0	0	0	0	0	0	0	0
2020	Texans	6	0	0	0	0	0	0	0.0	0.0	0	0	0	0	0	0	0	0	0	0	0	0	0	0	0	0	0
2021	Texans	7	2	16	8	8	0	0	0.0	0.0	0	1	7	7	0	1	0	1	0	6	2	2	0	0	0	0	0
2022	Texans	16	16	117	81	36	0	0	1.0	0.0	1	0	0	0	0	4	0	0	0	0	0	0	0	0	0	0	0
NFL TOTALS		**30**	**18**	**133**	**89**	**44**	**0**	**0**	**1.0**	**0.0**	**1**	**1**	**7**	**7**	**0**	**5**	**0**	**1**	**0**	**6**	**2**	**2**	**0**	**0**	**0**	**0**	**0**

JONATHAN OWENS' NFL POSTSEASON DEFENSIVE STATISTICS

				TACKLES								INTERCEPTIONS					FUMBLES				ST					MISC	
DATE	TEAM	GP	GS	TK	S	A	TFL	YDS	SK	YDS	QBH	NO	YDS	LG	TD	PD	FF	FR	TD	YDS	TK	S	A	FF	FR	S	A
2019	Texans	0	0	0	0	0	0	0	0.0	0.0	0	0	0	0	0	0	0	0	0	0	0	0	0	0	0	0	0
NFL TOTALS		**0**	**0**	**0**	**0**	**0**	**0**	**0**	**0.0**	**0.0**	**0**	**0**	**0**	**0**	**0**	**0**	**0**	**0**	**0**	**0**	**0**	**0**	**0**	**0**	**0**	**0**	**0**

SINGLE-GAME HIGHS: DEFENSIVE

Total Tackles	15 vs. Indianapolis Colts, Sep 11, 2022
Solo Tackles	11 vs. Indianapolis Colts, Sep 11, 2022
Sacks	1.0 at Tennessee Titans, Dec 24, 2022
Passes Defensed	2 at Dallas Cowboys, Dec 11, 2022
Fumble Recoveries	1 vs. Los Angeles Chargers, Dec 26, 2021
Interceptions	1 vs. Los Angeles Chargers, Dec 26, 2021
Interception Return Yards	7 vs. Los Angeles Chargers, Dec 26, 2021
Special Teams Tackles	1 vs. Seattle Seahawks, Dec 12, 2021 ...1 more at 1.
Longest Opponent's Fumble Return	6 vs. Los Angeles Chargers, Dec 26, 2021

2022 GAME-BY-GAME REGULAR-SEASON STATISTICS (TEXANS)

				TACKLES								INTERCEPTIONS					FUMBLES				ST					MISC			
W	DATE	OPPONENT	P/S	TK	S	A	SK	YDS	TFL	YDS	QBH	NO	YDS	LG	TD	PD	FF	FR	TD	YDS	TK	S	A	FF	FR	S	A	W/L	SCORE
01	09/11	Colts	S	15	11	4	0.0	0.0	0	0	0	0	0	0	0	1	0	0	0	0	0	0	0	0	0	0	0	T	20-20
02	09/18	at Broncos	S	10	6	4	0.0	0.0	0	0	0	0	0	0	0	0	0	0	0	0	0	0	0	0	0	0	0	L	9-16
03	09/25	at Bears	S	11	6	5	0.0	0.0	0	0	0	0	0	0	0	0	0	0	0	0	0	0	0	0	0	0	0	L	20-23
04	10/02	Chargers	S	6	5	1	0.0	0.0	0	0	0	0	0	0	0	1	0	0	0	0	0	0	0	0	0	0	0	L	24-34
05	10/09	at Jaguars	S	4	3	1	0.0	0.0	0	0	0	0	0	0	0	0	0	0	0	0	0	0	0	0	0	0	0	W	13-6
07	10/23	at Raiders	S	10	9	1	0.0	0.0	0	0	0	0	0	0	0	0	0	0	0	0	0	0	0	0	0	0	0	L	20-38
08	10/30	Titans	S	2	1	1	0.0	0.0	0	0	0	0	0	0	0	0	0	0	0	0	0	0	0	0	0	0	0	L	10-17
09	11/03	Eagles	S	10	7	3	0.0	0.0	0	0	0	0	0	0	0	0	0	0	0	0	0	0	0	0	0	0	0	L	17-29
10	11/13	at Giants	S	12	10	2	0.0	0.0	0	0	0	0	0	0	0	0	0	0	0	0	0	0	0	0	0	0	0	L	16-24
11	11/20	Commanders	S	10	4	6	0.0	0.0	0	0	0	0	0	0	0	0	0	0	0	0	0	0	0	0	0	0	0	L	10-23
12	11/27	at Dolphins	S	2	1	1	0.0	0.0	0	0	0	0	0	0	0	0	0	0	0	0	0	0	0	0	0	0	0	L	15-30
13	12/04	Browns	S	5	2	3	0.0	0.0	0	0	0	0	0	0	0	0	0	0	0	0	0	0	0	0	0	0	0	L	14-27
14	12/11	at Cowboys	S	5	2	3	0.0	0.0	0	0	0	0	0	0	0	2	0	0	0	0	0	0	0	0	0	0	0	L	23-27
15	12/18	Chiefs	S	7	6	1	0.0	0.0	0	0	0	0	0	0	0	0	0	0	0	0	0	0	0	0	0	0	0	L	24-30+
16	12/24	at Titans	S	3	3	0	1.0	0.0	0	0	1	0	0	0	0	0	0	0	0	0	0	0	0	0	0	0	0	W	19-14
17	01/01	Jaguars	S	5	5	0	0.0	0.0	0	0	0	0	0	0	0	0	0	0	0	0	0	0	0	0	0	0	0	L	3-31
2022 TOTALS			**16-16**	**117**	**81**	**36**	**1.0**	**0.0**	**0**	**0**	**1**	**0**	**0**	**0**	**0**	**4**	**0**	**0**	**0**	**0**	**0**	**0**	**0**	**0**	**0**	**0**	**0**	**2-13-1**	

+ - Overtime

JALEN PITRE

5

DEFENSIVE BACK

Ht: 5-11 **Wt:** 198
DOB: 6/3/1999 **College:** Baylor
Texans Season: R **NFL Season:** R
Acquired: D2a-'22

TRANSACTIONS: Selected by the Houston Texans in the second round (37th overall) of the 2022 NFL Draft.

2022 (Houston 16/16):

- Has a team-high 139 tackles (92 solo), 1.0 sack, five tackles for loss, one quarterback hit, five interceptions, eight passes defensed and one fumble recovery on the season so far
- Made his first career NFL start and appearance while totaling 10 total tackles (five solo) vs. Indianapolis (9/11)
- Became just the second rookie in Texans history to record two interceptions and 1.0 sack in the same game, the fourth rookie in NFL history to record two interceptions and 1.0 sack in the same game and the first ever rookie to do so in Texans history at Chicago (9/25)
- Led the team with seven tackles (all solo) at Miami (11/27), which also tied his career-best for solo tackles
- With 16 tackles (nine solo) and one interception vs. Cleveland (12/4), he became the second in NFL history to post 15-or-more tackles and one interception in a single game, joining LB DeMeco Ryans (12/3/06) and set a franchise record for single-game tackles among rookies in franchise history (16)
- With a team-high nine tackles (seven solo) and the fourth interception of his career at Tennessee (12/24), he became the third player since 1991 to tally at least 125 tackles and four interceptions in their rookie season
- Became the only rookie to record 125-plus tackles and five interceptions during their rookie season (since tackles started being tracked in 2000) after posting 13 tackles and one interception vs. Jacksonville (1/1)
- Currently has the second-most interceptions (five) and tackles (139) by a rookie in franchise history, the second-most interceptions by a rookie this season, and is tied for the sixth-most tackles by any rookie in NFL history (since 1991)

COLLEGE:

- Appeared in 52 games in five seasons (2017-21) at Baylor University in Waco, Texas, where he recorded 196 tackles (141 solo), 23 tackles for loss, 5.0 sacks, four interceptions, 14 passes defensed and four forced fumbles

2021 (Baylor):

- Started all 14 games and totaled 76 tackles (57 solo), 18 tackles for loss, 3.0 sacks, two interceptions, three forced fumbles and three fumble recoveries
- Earned consensus first-team All-America honors (Associated Press, AFCA, The Athletic, ESPN, FWAA, Walter Camp)
- Named Big 12 Defensive Player of the Year by the Associated Press and the league's coaches
- Selected to the All-Big 12 first team as a defensive back (Associated Press, coaches)
- Recognized as a 2021 Jim Thorpe Award finalist
- Recorded a season-high 10 tackles, one tackle for loss, 1.0 sack and one fumble recovery in a win vs. Texas (10/30)
- Helped Baylor to a Big 12 title with seven tackles, 2.0 tackles for loss and two pass breakups vs. Oklahoma State (12/4)
- Finished his Baylor career with five tackles, a tackle for loss and 1.0 sack to lead Baylor to a Sugar Bowl win vs. Ole Miss (1/1/22)

2020 (Baylor):

- Started all nine games and totaled a team-leading 60 tackles (41 solo), 13.0 tackles for loss, 2.5 sacks, two interceptions and one forced fumble
- Selected to the All-Big 12 first team as a safety by the Associated Press
- Tied his career high with seven tackles (four solo) to go along with 2.0 tackles for loss and one pass breakup in the win vs. Kansas (9/26)
- Set a new career high with 11 tackles (all solo) in addition to two tackles-for-loss and one forced fumble at West Virginia (10/3)
- Recorded his first career interception and returned it for a 30-yard touchdown, to go along with five tackles and 1.5 tackles for loss at Iowa State (11/7)

2019 (Baylor):

- Appeared in only four games and earned a medical redshirt, finishing with 12 tackles (nine solo), 1.5 tackles for loss and 1.0 sack
- Finished with three tackles (two solo) and one half tackle for loss vs. Texas Tech (10/5)
- Tallied a season-high five tackles (four solo) and 1.0 sack at Kansas State (10/5)

2018 (Baylor):

- Appeared in all 13 games (one start) and recorded 11

tackles (six solo) and 2.0 tackles for loss
- Notched his first tackle for loss of the season vs. Kansas State (10/6)
- Made his first start of the season vs. Kansas (9/22) and collected two tackles (one solo)

2017 (Baylor):

- Played in all 12 games (eight starts) as a true freshman, amassing 37 tackles (29 solo), 3.0 tackles for loss and 1.0 sack
- Made two tackles and one tackle for loss at Oklahoma State (10/14)
- Recorded four tackles and his first career pass defensed vs. Iowa State (11/18)
- Started at TCU (11/24) and had five tackles

PERSONAL:

- Attended Stafford (Texas) High School, where he was an All-District defensive back
- Totaled 83 tackles (59 solo), seven tackles for loss, six interceptions, 1.0 sack, two quarterback hits, four fumble recoveries and four forced fumbles as a senior
- Named the 2016 District 12-4A Defensive MVP following his senior season, when he led his school to the 4A Division I regionals
- Recognized on the 2016 All-Greater Houston second team by the Houston Chronicle

JALEN PITRE'S NFL REGULAR SEASON DEFENSIVE STATISTICS

				TACKLES								INTERCEPTIONS					FUMBLES				ST					MISC	
DATE	TEAM	GP	GS	TK	S	A	TFL	YDS	SK	YDS	QBH	NO	YDS	LG	TD	PD	FF	FR	TD	YDS	TK	S	A	FF	FR	S	A
2022	Texans	16	16	139	92	47	5	10	1.0	8.0	1	5	57	29	0	8	0	1	0	0	0	0	0	0	0	0	0
NFL TOTALS		**16**	**16**	**139**	**92**	**47**	**5**	**10**	**1.0**	**8.0**	**1**	**5**	**57**	**29**	**0**	**8**	**0**	**1**	**0**	**0**	**0**	**0**	**0**	**0**	**0**	**0**	**0**

SINGLE-GAME HIGHS: DEFENSIVE

Total Tackles	16 vs. Cleveland Browns, Dec 04, 2022
Solo Tackles	11 vs. Jacksonville Jaguars, Jan 01, 2023
Sacks	1.0 at Chicago Bears, Sep 25, 2022
Passes Defensed	2 at Dallas Cowboys, Dec 11, 2022 ...1 more at 2.
Fumble Recoveries	1 at Chicago Bears, Sep 25, 2022
Tackles For Loss	2 vs. Tennessee Titans, Oct 30, 2022 ...1 more at 2.
Interceptions	2 at Chicago Bears, Sep 25, 2022
Interception Return Yards	29 vs. Cleveland Browns, Dec 04, 2022

2022 GAME-BY-GAME REGULAR-SEASON STATISTICS (TEXANS)

				TACKLES								INTERCEPTIONS					FUMBLES				ST					MISC			
W	DATE	OPPONENT	P/S	TK	S	A	SK	YDS	TFL	YDS	QBH	NO	YDS	LG	TD	PD	FF	FR	TD	YDS	TK	S	A	FF	FR	S	A	W/L	SCORE
01	09/11	Colts	S	10	5	5	0.0	0.0	0	0	0	0	0	0	0	0	0	0	0	0	0	0	0	0	0	0	0	T	20-20
02	09/18	at Broncos	S	5	2	3	0.0	0.0	0	0	0	0	0	0	0	0	0	0	0	0	0	0	0	0	0	0	0	L	9-16
03	09/25	at Bears	S	8	5	3	1.0	8.0	2	8	1	2	22	20	0	2	0	1	0	0	0	0	0	0	0	0	0	L	20-23
04	10/02	Chargers	S	7	3	4	0.0	0.0	1	0	0	0	0	0	0	0	0	0	0	0	0	0	0	0	0	0	0	L	24-34
05	10/09	at Jaguars	S	8	6	2	0.0	0.0	0	0	0	0	0	0	0	0	0	0	0	0	0	0	0	0	0	0	0	W	13-6
07	10/23	at Raiders	S	4	3	1	0.0	0.0	0	0	0	0	0	0	0	0	0	0	0	0	0	0	0	0	0	0	0	L	20-38
08	10/30	Titans	S	6	5	1	0.0	0.0	2	2	0	0	0	0	0	0	0	0	0	0	0	0	0	0	0	0	0	L	10-17
09	11/03	Eagles	S	9	7	2	0.0	0.0	0	0	0	0	0	0	0	0	0	0	0	0	0	0	0	0	0	0	0	L	17-29
10	11/13	at Giants	S	7	3	4	0.0	0.0	0	0	0	0	0	0	0	0	0	0	0	0	0	0	0	0	0	0	0	L	16-24
11	11/20	Commanders	S	5	2	3	0.0	0.0	0	0	0	0	0	0	0	0	0	0	0	0	0	0	0	0	0	0	0	L	10-23
12	11/27	at Dolphins	S	7	7	0	0.0	0.0	0	0	0	0	0	0	0	1	0	0	0	0	0	0	0	0	0	0	0	L	15-30
13	12/04	Browns	S	16	9	7	0.0	0.0	0	0	0	1	29	29	0	1	0	0	0	0	0	0	0	0	0	0	0	L	14-27
14	12/11	at Cowboys	S	12	9	3	0.0	0.0	0	0	0	0	0	0	0	2	0	0	0	0	0	0	0	0	0	0	0	L	23-27
15	12/18	Chiefs	S	13	8	5	0.0	0.0	0	0	0	0	0	0	0	0	0	0	0	0	0	0	0	0	0	0	0	L	24-30+
16	12/24	at Titans	S	9	7	2	0.0	0.0	0	0	0	1	6	6	0	1	0	0	0	0	0	0	0	0	0	0	0	W	19-14
17	01/01	Jaguars	S	13	11	2	0.0	0.0	0	0	0	1	0	0	0	1	0	0	0	0	0	0	0	0	0	0	0	L	3-31
2022 TOTALS			**16-16**	**139**	**92**	**47**	**1.0**	**8.0**	**5**	**10**	**1**	**5**	**57**	**29**	**0**	**8**	**0**	**1**	**0**	**0**	**0**	**0**	**0**	**0**	**0**	**0**	**0**	**2-13-1**	

+ - Overtime

SCOTT QUESSENBERRY

54

OFFENSIVE LINEMAN

Ht: 6-3 **Wt:** 310
DOB: 3/23/1995 **College:** UCLA
Texans Season: 1 **NFL Season:** 5
Acquired: UFA-'22 (LAC)

TRANSACTIONS: Selected by the Los Angeles Chargers in the fifth round (155th overall) of the 2018 NFL Draft...Placed on the Reserve/COVID-19 List on Dec. 9, 2021...Activated from the Reserve/COVID-19 List on Dec. 16, 2021...Signed with the Houston Texans as an unrestricted free agent on March 23, 2022.

2022 (Houston 15/15):

- Was active for Week 1 vs. Indianapolis (9/11) but did not play
- Started at center in Weeks 2-17, helping block for RB Dameon Pierce's 131-yard effort vs. the Los Angeles Chargers (10/2)
- Blocked for RB Dameon Pierce's 139-yard effort vs. Philadelphia (11/3), a career high for the rookie

2021 (L.A. Chargers 16/1):

- Appeared in 16 games (one start) and blocked for QB Justin Herbert as he set the franchise record for touchdown passes in a season (38) and recorded 5,014 passing yards, 302 rushing yards and three rushing touchdowns
- Helped protect Herbert as he completed 26-of-38 passes (68.4 percent) for 281 yards, four touchdowns and a passer rating of 125.0 at Kansas City (9/26)
- Paved the way for an offense that saw the rushing attack total 112 yards on 23 carries (4.9 avg.) and three touchdowns along with 398 passing yards from Herbert, who threw for four touchdowns and a passer rating of 122.0 vs. Cleveland (10/10)
- Made his first start of the season at center at Houston (12/26)

2020 (L.A. Chargers 16/3):

- Made his first start of the season vs. Kansas City (9/20)
- Started at New Orleans (10/12) and helped Herbert pass for 264 yards, four touchdowns and a passer rating of 122.7
- Helped pave the way for Herbert as he completed 22-of-32 passes (68.8 passes) for 314 yards, two touchdowns and a passer rating of 121.1 as a starter at Las Vegas (12/17)

2019 (L.A. Chargers 16/9):

- Started a career-high nine games and appeared in all 16 contests
- Made his first NFL start at Chicago (10/27) and anchored the offensive line that blocked for QB Philip Rivers as he completed 19-of-29 passes (65.5 percent) for 201 yards and one touchdown
- Opened holes for a rushing attack that combined for 159 yards on 38 carries (4.2 avg.) and two touchdowns vs. Green Bay (11/3)
- Blocked for Rivers as he completed 16-of-22 passes (72.7 percent) for 314 yards, three touchdowns and a career-high passer rating of 154.4

2018 (L.A. Chargers 15/0, 2/0):

- Made his first NFL appearance at Buffalo (9/16) and helped Philip Rivers achieve a passer rating of 143.2 as he completed 23-of-27 passes (85.2 percent) for 256 yards and three touchdowns
- Helped pave the way for a rushing attack that gained 246 yards on 36 carries (6.8 avg.) and three touchdowns at Cleveland (10/14)
- Blocked for Rivers as he completed 28-of-29 passes (96.6 percent) for 259 yards, three touchdowns and a passer rating of 138.4 vs. Arizona (11/25)
- Made his first career playoff appearance in the Wild Card Round at Baltimore (1/6/19)

COLLEGE:

- Played four seasons (2013-14; 2016-17) at the University of California, Los Angeles and finished his career with 44 starts
- Earned Honorable Mention All-Pac-12 recognition and was a member of the Rimington Trophy watch list and the Outland Trophy watch list as a senior (2017)
- Started all 12 games at center as a junior (2016) and was named to the first-team Pac-12 All-Conference squad
- Did not see game action in 2015
- Started all 13 games as a sophomore (2014) and earned an honorable mention All-Conference nod by the coaches
- Saw his first game action as a starter at Oregon in the seventh game of the season and went on to start five of the next six contests at left guard as a freshman (2013)

PERSONAL:

- Attended La Costa (Calif.) Canyon High School and started all 33 high school games
- Played in the Under Armour All-American Game in Orlando, Fla., and was ranked as the nation's No. 274 recruit, the No. 3 center and the No. 30 prospect in California by ESPN.com

- Served as a team captain for football and track
- Also lettered in basketball and track and field
- Brother, Paul, also plays for the Texans as a fullback and his other brother, David, is a former Texans offensive lineman

SCOTT QUESSENBERRY'S NFL REGULAR SEASON STATISTICS

DATE	TEAM	GP	GS
2018	Chargers	15	0
2019	Chargers	16	9
2020	Chargers	16	0
2021	Chargers	16	1
2022	Texans	15	15
NFL TOTALS		**78**	**25**

SCOTT QUESSENBERRY'S NFL POSTSEASON STATISTICS

DATE	TEAM	GP	GS
2018	Chargers	2	0
NFL TOTALS		**2**	**0**

2022 GAME-BY-GAME REGULAR-SEASON STATISTICS (TEXANS)

W	DATE	OPPONENT	P/S		W/L/T	SCORE
01	09/11	Colts		DID NOT PLAY	T	20-20
02	09/18	at Broncos	S		L	9-16
03	09/25	at Bears	S		L	20-23
04	10/02	Chargers	S		L	24-34
05	10/09	at Jaguars	S		W	13-6
07	10/23	at Raiders	S		L	20-38
08	10/30	Titans	S		L	10-17
09	11/03	Eagles	S		L	17-29
10	11/13	at Giants	S		L	16-24
11	11/20	Commanders	S		L	10-23
12	11/27	at Dolphins	S		L	15-30
13	12/04	Browns	S		L	14-27
14	12/11	at Cowboys	S		L	23-27
15	12/18	Chiefs	S		L	24-30+
16	12/24	at Titans	S		W	19-14
17	01/01	Jaguars	S		L	3-31
2022 TOTALS			**15-15**		**2-13-1**	

+ - Overtime

TEAGAN QUITORIANO

84
TIGHT END

Ht: 6-6 **Wt:** 258
DOB: 3/15/2000 **College:** Oregon State
Texans Season: R **NFL Season:** R
Acquired: D5b-'22

TRANSACTIONS: Selected by the Houston Texans in the fifth round (170th overall) of the 2022 NFL Draft.

2022 (Houston 8/5):

- Made the initial 53-man roster but was placed on the reserve/injured list before Week 1
- Has recorded four receptions for 30 yards (7.3 avg.) and two touchdowns this season
- In his first game active during the 2022 season, he caught a touchdown pass on his first career reception vs. Philadelphia (10/3)
- Made his first career start vs. Washington (11/20)
- Caught a career-high two passes for 20 yards (10.0 avg.) at Miami (11/27)
- Hauled in the second touchdown of his career on a pass from QB Davis Mills vs. Kansas City (12/18)

COLLEGE:

- Played four seasons (2018-21) and appeared in 42 games (30 starts), totaling 40 receptions for 512 yards and six touchdowns

2021 (Oregon State):

- Started all 13 games and caught 19 passes for 214 yards and three touchdowns
- Earned All-Pac-12 Honorable Mention recognition by the league's coaches
- Named to Phil Steele's All-Pac-12 Fourth Team
- Posted three receptions for 14 yards and a touchdown vs. Idaho (9/18)
- Caught a five-yard touchdown pass and made three catches for 31 yards in the win vs. Stanford (11/13)
- Totaled three receptions for 36 yards vs. Utah State in the Jimmy Kimmel LA Bowl (12/19)

2020 (Oregon State):

- Started all seven games and totaled 14 receptions for 185 yards and a touchdown
- Caught a career-best four passes for 65 yards and a touchdown vs. California (11/21)
- Ended the year with three catches for 68 yards vs. Arizona State (12/19)

2019 (Oregon State):

- Played in all 12 games (six starts) and caught five passes for 100 yards and two touchdowns
- Tallied his first career touchdown reception, a 27-yard catch at UCLA (10/5)
- Scored his second career touchdown on a 28-yard reception at Washington State (11/23)

2018 (Oregon State):

- Played in 10 games (two starts) and caught two passes for 13 yards as a true freshman
- Recorded his first career reception at Arizona State (9/29)

PERSONAL:

- Attended Sprague High School in Salem, Ore., where he was a four-year letterwinner at tight end and defensive end
- Named an All-State and All-League selection in both football and basketball
- Rated a three-star prospect by 247Sports and the No. 3 prospect in the state of Oregon by OregonLive.com
- Also lettered four years in basketball

TEAGAN QUITORIANO'S NFL REGULAR SEASON RUSHING/RECEIVING STATISTICS

				RECEIVING					RUSHING				
DATE	TEAM	GP	GS	NO.	YDS.	AVG.	LG	TD	NO.	YDS.	AVG.	LG	TD
2022	Texans	8	5	4	30	7.5	13	2	0	0	0.0	0	0
NFL TOTALS		8	5	4	30	7.5	13	2	0	0	0.0	0	0

TEAGAN QUITORIANO'S NFL REGULAR SEASON RETURN STATISTICS

		KICKOFF RETURNS					PUNT RETURNS					
DATE	TEAM	RET.	YDS.	AVG.	LG	TD	NO.	FC	YDS.	AVG.	LG	TD
2022	Texans	0	0	0.0	0	0	0	0	0	0.0	0	0
NFL TOTALS		**0**	**0**	**0.0**	**0**	**0**	**0**	**0**	**0**	**0.0**	**0**	**0**

SINGLE-GAME HIGHS: RECEIVING

Receptions 2 at Miami Dolphins, Nov 27, 2022
Receiving Yards 20 at Miami Dolphins, Nov 27, 2022
Longest Receptions 13 at Miami Dolphins, Nov 27, 2022
All-Purpose Yards 20 at Miami Dolphins, Nov 27, 2022
Most TDs 1 vs. Kansas City Chiefs, Dec 18, 2022
...1 more at 1.

2022 GAME-BY-GAME REGULAR-SEASON STATISTICS (TEXANS)

				RECEIVING					RUSHING						
W	DATE	OPPONENT	P/S	NO.	YDS.	AVG.	LG	TD	NO.	YDS.	AVG.	LG	TD	W/L/T	SCORE
01	09/11	Colts		RESERVE/INJURED										T	20-20
02	09/18	at Broncos		RESERVE/INJURED										L	9-16
03	09/25	at Bears		RESERVE/INJURED										L	20-23
04	10/02	Chargers		RESERVE/INJURED										L	24-34
05	10/09	at Jaguars		RESERVE/INJURED										W	13-6
07	10/23	at Raiders		INJURED RESERVE - DESIGNATED FOR RETURN										L	20-38
08	10/30	Titans		INJURED RESERVE - DESIGNATED FOR RETURN										L	10-17
09	11/03	Eagles	P	1	2	2.0	2t	1	0	0	0.0	0	0	L	17-29
10	11/13	at Giants	P	0	0	0.0	0	0	0	0	0.0	0	0	L	16-24
11	11/20	Commanders	S	0	0	0.0	0	0	0	0	0.0	0	0	L	10-23
12	11/27	at Dolphins	S	2	20	10.0	13	0	0	0	0.0	0	0	L	15-30
13	12/04	Browns	S	0	0	0.0	0	0	0	0	0.0	0	0	L	14-27
14	12/11	at Cowboys	S	0	0	0.0	0	0	0	0	0.0	0	0	L	23-27
15	12/18	Chiefs	S	1	8	8.0	8t	1	0	0	0.0	0	0	L	24-30+
16	12/24	at Titans	P	0	0	0.0	0	0	0	0	0.0	0	0	W	19-14
17	01/01	Jaguars		INACTIVE										L	3-31
2022 TOTALS			**8-5**	**4**	**30**	**7.5**	**13**	**2**	**0**	**0**	**0.0**	**0**	**0**	**2-13-1**	

+ - Overtime

JALEN REEVES-MAYBIN

44

LINEBACKER

Ht: 6-1 **Wt:** 230
DOB: 1/31/1995 **College:** Tennessee
Texans Season: 1 **NFL Season:** 6
Acquired: UFA-'22 (DET)

TRANSACTIONS: Selected by the Detroit Lions in the 4th round (124th overall) of the 2017 NFL Draft...Signed an extension with the Lions on March 17, 2021...Placed on the Reserve/COVID-19 List on July 28, 2021...Activated from the Reserve/COVID-19 List on Aug. 9, 2021...Signed with the Houston Texans as an unrestricted free agent on March 23, 2022.

2022 (Houston 16/0):

- Has nine total tackles (five solo) and six special teams tackles (three solo) so far this season
- Recovered a fumbled kick return in the fourth quarter vs. Los Angeles Chargers (10/2)

2021 (Detroit 15/11):

- Posted career highs in games started (11), tackles (72 total, 46 solo), passes defensed (four), tackles for loss (four) and forced fumbles (two)
- Made his first start of the season and tallied five tackles (three solo), one forced fumble and one fumble recovery at Minnesota (10/10)
- Notched eight tackles (five solo) and one special teams tackle at the L.A. Rams (10/24)
- Totaled eight tackles (four solo) and a career-high two tackles for loss at Seattle (1/2/22)

2020 (Detroit 16/0):

- Finished with three tackles (all solo) and six special teams tackles
- Posted a season-high two special teams tackles at Minnesota (11/8)
- Recorded a season-high two tackles (both solo) vs. Tampa Bay (12/26)

2019 (Detroit 16/3):

- Amassed 24 tackles (17 solo), one quarterback hit, one tackle for loss, one forced fumble, one fumble recovery and 11 special teams tackles
- Posted one forced fumble and one fumble recovery vs. Kansas City (9/29) and led the team with a career-high four special teams tackles
- Made his first NFL start vs. Tampa Bay (12/15), notching six tackles (four solo)
- Posted a career-high nine tackles (six solo) and notched one tackle for loss as a starter at Denver (12/22)

2018 (Detroit 9/0):

- Totaled seven tackles (three solo) and five special teams tackles
- Tallied a season-high two special teams tackles vs. Green Bay (10/7)

2017 (Detroit 14/0):

- Finished his rookie season with 25 tackles (21 solo), half a sack, one quarterback hit, three tackles for loss, one forced fumble, two passes defensed and four special teams tackles
- Made his first NFL appearance in the season opener vs. Arizona (9/10)
- Made his first career tackle for loss in addition to four tackles (three solo) at New Orleans (10/15)
- Recorded a season-high five tackles (four solo) as well as one tackle for loss vs. Pittsburgh (10/29)
- Notched his first career half-sack along with four tackles (three solo), one quarterback hit, one pass defensed and one special teams tackle at Tampa Bay (12/10)

COLLEGE:

- Played four seasons (2013-16) at the University of Tennessee in Knoxville, Tenn., where he played in 41 career games and totaled 240 tackles (149 solo), 27 tackles for loss, eight sacks, four fumble recoveries, four passes defensed and two forced fumbles
- Entered his senior season (2016) as a member of the Athlon Sports Preseason First Team All-SEC but started four games before missing the rest of the season due to a shoulder injury
- Started all 13 games as a junior (2015) and totaled 105 tackles, 5.0 sacks and a team-leading 14.0 tackles for loss. Posted a career-high 21 tackles vs. Oklahoma, the most tackles by a player in NCAA FBS in 2015
- Started all 13 games as a sophomore (2014) and tied for first on the team with 101 tackles as well as 11.0 tackles for loss (third on team)
- Appeared in 11 games as a freshman (2013) and was a standout on special teams with a team-best 11 tackles

PERSONAL:

- Attended Northeast High School in Clarksville, Tenn., where he was an All-State selection on defense in 2012 by Tennessee Sports Writers, First Team All-State and Area Player of the Year as a junior and Area Offensive Player of the Year as a sophomore
- Gained more than 2,000 rushing yards as a senior,

including 1,000 yards in three postseason games with more than 300 yards in each game

- Cousin, Cameron Maybin, is a former MLB player and member of the 2017 Houston Astros team that won the World Series

JALEN REEVES-MAYBIN'S NFL REGULAR SEASON DEFENSIVE STATISTICS

				TACKLES								INTERCEPTIONS					FUMBLES				ST					MISC	
DATE	TEAM	GP	GS	TK	S	A	TFL	YDS	SK	YDS	QBH	NO	YDS	LG	TD	PD	FF	FR	TD	YDS	TK	S	A	FF	FR	S	A
2017	Lions	14	0	25	21	4	3	7	0.5	4.5	1	0	0	0	0	2	0	0	0	0	5	4	1	1	0	0	0
2018	Lions	9	0	7	3	4	0	0	0.0	0.0	0	0	0	0	0	0	0	0	0	0	6	5	1	0	0	0	0
2019	Lions	16	3	24	17	7	1	2	0.0	0.0	1	0	0	0	0	0	0	0	0	0	13	11	2	1	1	0	0
2020	Lions	16	0	3	3	0	0	0	0.0	0.0	0	0	0	0	0	0	0	0	0	0	7	6	1	0	0	0	0
2021	Lions	15	11	72	46	26	4	12	0.0	0.0	1	0	0	0	0	4	2	1	0	0	10	7	3	0	0	0	0
2022	Texans	16	0	9	5	4	0	0	0.0	0.0	0	0	0	0	0	0	0	0	0	0	6	4	2	0	1	0	0
NFL TOTALS		**86**	**14**	**140**	**95**	**45**	**8**	**21**	**0.5**	**4.5**	**3**	**0**	**0**	**0**	**0**	**6**	**2**	**1**	**0**	**0**	**47**	**37**	**10**	**2**	**2**	**0**	**0**

SINGLE-GAME HIGHS: DEFENSIVE

Total Tackles 9 at Denver Broncos, Dec 22, 2019
Solo Tackles 6 vs. Cincinnati Bengals, Oct 17, 2021
...1 more at 6.
Sacks 0.5 at Tampa Bay Buccaneers, Dec 10, 2017
Passes Defensed 2 vs. Arizona Cardinals, Dec 19, 2021
Forced Fumbles 1 at Atlanta Falcons, Dec 26, 2021
...1 more at 1.
Fumble Recoveries 1 at Minnesota Vikings, Oct 10, 2021
Tackles For Loss 2 at Seattle Seahawks, Jan 02, 2022
Special Teams Tackles 4 vs. Kansas City Chiefs, Sep 29, 2019
Special Teams Forced Fumbles 1 vs. Kansas City Chiefs, Sep 29, 2019
...1 more at 1.
Special Teams Fumble Recoveries 1 vs. Kansas City Chiefs, Sep 29, 2019

2022 GAME-BY-GAME REGULAR-SEASON STATISTICS (TEXANS)

					TACKLES								INTERCEPTIONS					FUMBLES				ST					MISC			
W	DATE	OPPONENT	P/S	TK	S	A	SK	YDS	TFL	YDS	QBH	NO	YDS	LG	TD	PD	FF	FR	TD	YDS	TK	S	A	FF	FR	S	A	W/L/T	SCORE
01	09/11	Colts	P	0	0	0	0.0	0.0	0	0	0	0	0	0	0	0	0	0	0	0	0	0	0	0	0	0	0	T	20-20
02	09/18	at Broncos	P	0	0	0	0.0	0.0	0	0	0	0	0	0	0	0	0	0	0	0	0	0	0	0	0	0	0	L	9-16
03	09/25	at Bears	P	0	0	0	0.0	0.0	0	0	0	0	0	0	0	0	0	0	0	0	0	0	0	0	0	0	0	L	20-23
04	10/02	Chargers	P	1	0	1	0.0	0.0	0	0	0	0	0	0	0	0	0	0	0	0	1	1	0	0	1	0	0	L	24-34
05	10/09	at Jaguars	P	2	1	1	0.0	0.0	0	0	0	0	0	0	0	0	0	0	0	0	1	0	1	0	0	0	0	W	13-6
07	10/23	at Raiders	P	0	0	0	0.0	0.0	0	0	0	0	0	0	0	0	0	0	0	0	0	0	0	0	0	0	0	L	20-38
08	10/30	Titans	P	0	0	0	0.0	0.0	0	0	0	0	0	0	0	0	0	0	0	0	0	0	0	0	0	0	0	L	10-17
09	11/03	Eagles	P	0	0	0	0.0	0.0	0	0	0	0	0	0	0	0	0	0	0	0	1	0	1	0	0	0	0	L	17-29
10	11/13	at Giants	P	0	0	0	0.0	0.0	0	0	0	0	0	0	0	0	0	0	0	0	1	1	0	0	0	0	0	L	16-24
11	11/20	Commanders	P	0	0	0	0.0	0.0	0	0	0	0	0	0	0	0	0	0	0	0	0	0	0	0	0	0	0	L	10-23
12	11/27	at Dolphins	P	6	4	2	0.0	0.0	0	0	0	0	0	0	0	0	0	0	0	0	0	0	0	0	0	0	0	L	15-30
13	12/04	Browns	P	0	0	0	0.0	0.0	0	0	0	0	0	0	0	0	0	0	0	0	1	1	0	0	0	0	0	L	14-27
14	12/11	at Cowboys	P	0	0	0	0.0	0.0	0	0	0	0	0	0	0	0	0	0	0	0	0	0	0	0	0	0	0	L	23-27
15	12/18	Chiefs	P	0	0	0	0.0	0.0	0	0	0	0	0	0	0	0	0	0	0	0	0	0	0	0	0	0	0	L	24-30+
16	12/24	at Titans	P	0	0	0	0.0	0.0	0	0	0	0	0	0	0	0	0	0	0	0	1	1	0	0	0	0	0	W	19-14
17	01/01	Jaguars	P	0	0	0	0.0	0.0	0	0	0	0	0	0	0	0	0	0	0	0	0	0	0	0	0	0	0	L	3-31
2022 TOTALS			**16-0**	**9**	**5**	**4**	**0.0**	**0.0**	**0**	**0**	**0**	**0**	**0**	**0**	**0**	**0**	**0**	**0**	**0**	**0**	**6**	**4**	**2**	**0**	**1**	**0**	**0**	**2-13-1**	

+ - Overtime

AMARI RODGERS

19

WIDE RECEIVER

Ht: 5-9 **Wt:** 212
DOB: 9/23/1999 **College:** Clemson
Texans Season: 1 **NFL Season:** 2
Acquired: W-'22 (GB)

TRANSACTIONS: Selected by the Green Bay Packers in the third round (85th overall pick) of the 2021 NFL Draft...Placed on reserve/COVID-19 on December 27, 2021...Wavied by the Packers on November 15, 2022...Claimed by the Houston Texans on November 16, 2022.

2022 (Green Bay 10/0, Houston 5/2):

- During his time with Houston, Rodgers has recorded nine receptions for 132 yards (14.7 avg.) and a touchdown
- Appeared the first 10 games of the season for Green Bay, returning 20 punts for 139 yards (7.0 avg) and six kickoffs for 122 yards (20.3 avg.), along with four receptions for 50 yards (12.5 avg.)
- Was active for the first time as a Texan vs. Cleveland (12/4)
- Posted career highs in receptions (four), receiving yards (57) and caught his first career touchdown at Dallas (12/11)
- Caught one pass for 37 yards in his first win with the club at Tennessee (12/24)

2021 (Green Bay 16/1):

- Appeared in 16 games with one start and posted four catches for 45 yards (11.3 avg.) and an 11-yard carry
- Also had 20 punt returns for 166 yards (8.3 avg.) with eight fair catches, 11 kickoff returns for 199 yards (18.1 avg.) and two tackles on special teams
- Made his NFL debut at New Orleans (9/12), playing on 15 snaps on offense and three on special teams, hauling his first career reception on a 19-yard pass from QB Jordan Love to pick up a first down and adding a 17-yard punt return in the fourth quarter
- Made is first NFL start at Arizona (10/28), posting a 7-yard reception, an 11-yard run and two punt returns for 12 yards

COLLEGE:

- Played four seasons (2017-20) at Clemson in South Carolina, playing in 55 total games with 37 starts, 181 receptions for 2,144 yards (11.8 avg.) and 15 TDs, with 46 rushing yards and a TD on six carries (7.7 avg.)
- Returned 68 punts for 529 yards (7.8 avg.) and a TD, with two kickoff returns for 58 yards (29.0 avg.)
- Finished his career at Clemson ranked No. 6 in school history in receptions (181) and No. 12 in receiving yards (2,144) and was a part of a team that earned four straight College Football Playoff berths (2017-20)

2020 (Clemson)

- Started all 12 games and earned first-team All-ACC honors from The Associated Press and Pro Football Focus after recording career highs in receptions (77), receiving yards (1,020) and receiving TDs (seven)
- Registered a career-high 161 receiving yards on six receptions (26.8 avg.) with two TDs at Georgia Tech (Oct. 17), including a season-long 83-yard TD reception on his way to earning ACC Receiver of the Week honors
- Posted a career-high 10 receptions for 93 yards (9.3 avg.) vs. Pittsburgh (Nov. 28), becoming the first player in school history to catch six-plus passes in seven straight game

2019 (Clemson)

- Appeared in 14 games with 10 starts, earning All-ACC honorable mention at both WR and as an all-purpose player
- Posted 30 receptions for 426 yards (14.2 avg.) and four TDs, while also rushing twice for 50 yards (25.0 avg.)
- Added 18 punt returns for 151 yards (8.4 avg.)
- Caught four passes for 121 yards (30.3 avg.) and two TDs at Syracuse (Sept. 14), including a career-long 87-yard catch-and-run for a score that tied the fourth-longest pass play in school history
- Won the Brandon Streeter Award, which is presented to the Clemson student-athlete across all sports who overcomes injury to excel on the field (tore his ACL in the spring but returned to action just 166 days later)

2018 (Clemson)

- Started all 15 games and earned All-ACC honorable mention as an all-purpose selection
- Ranked No. 2 on the team with 55 receptions for 575 yards (10.5 avg.) and four TDs
- Also posted a 7.7-yard average on 39 punt returns with a TD
- Posted a 43.5-yard average on two punt returns and hauled in a 40-yard pass for the first TD of his career vs. Furman (Sept. 1)
- Matched his season high with six catches for a season-best 156 yards (26.0 avg.) and two TDs (58 and 68 yards) at Florida State (Oct. 27) as he became the first Clemson player since 1950 to catch two TD passes of 50-plus yards in a road game

- Posted a 58-yard punt return for a TD and added five catches for 73 yards (14.6 avg.) at Boston College (Nov. 10)

2017 (Clemson)

- Appeared in all 14 games, posting 19 receptions for 123 yards (6.5 avg.)
- Mamed the team's co-Special Teams Player of the Game after posting a 36-yard kickoff return and an 8-yard punt return vs. The Citadel (Nov. 18)

PERSONAL:

- Given name Amari Jai Rodgers
- His father, Tee Martin, who played QB at Tennessee and led the Volunteers to a national title in 1998, is currently the WRs coach for the Baltimore Ravens
- Earned his degree in sports communication
- Named Mr. Football at the 4A level in the state of Tennessee in both his junior and senior seasons, finishing his career at Knoxville (Tenn.) Catholic High School with 3,498 receiving yards and 47 TD catches
- Posted 40 receptions for 1,238 yards (40.0 avg.) and 18 TDs as a senior, including 10 catches of 50-plus yards
- Also played basketball and ran track for two years, participating in the 100- and 200-meter events as well as the 4x100 and 4x200

AMARI RODGERS' NFL REGULAR SEASON RUSHING/RECEIVING STATISTICS

				RECEIVING					RUSHING				
DATE	TEAM	GP	GS	NO.	YDS.	AVG.	LG	TD	NO.	YDS.	AVG.	LG	TD
2021	Packers	16	1	4	45	11.3	19	0	1	11	11.0	11	0
2022	Packers	10	0	4	50	12.5	22	0	0	0	0.0	0	0
Went from **Green Bay** to **Houston**.													
2022	Texans	5	2	9	132	14.7	37	1	2	7	3.5	4	0
2022	TOTAL	15	2	13	182	14.0	37	1	2	7	3.5	4	0
NFL TOTALS		**31**	**3**	**17**	**227**	**13.4**	**37**	**1**	**3**	**18**	**6.0**	**11**	**0**

AMARI RODGERS' NFL POSTSEASON RUSHING/RECEIVING STATISTICS

				RECEIVING					RUSHING				
DATE	TEAM	GP	GS	NO.	YDS.	AVG.	LG	TD	NO.	YDS.	AVG.	LG	TD
2021	Packers	1	0	0	0	0.0	0	0	0	0	0.0	0	0
NFL TOTALS		**1**	**0**	**0**	**0**	**0.0**	**0**	**0**	**0**	**0**	**0.0**	**0**	**0**

AMARI RODGERS' NFL REGULAR SEASON RETURN STATISTICS

		KICKOFF RETURNS					PUNT RETURNS					
DATE	TEAM	RET.	YDS.	AVG.	LG	TD	NO.	FC	YDS.	AVG.	LG	TD
2021	Packers	11	199	18.1	27	0	20	8	166	8.3	23	0
2022	Packers	6	122	20.3	34	0	20	15	139	7.0	20	0
Went from **Green Bay** to **Houston**.												
2022	Texans	0	0	0.0	0	0	0	0	0	0.0	0	0
2022	TOTAL	6	122	20.3	34	0	20	15	139	7.0	20	0
NFL TOTALS		**17**	**321**	**18.9**	**34**	**0**	**40**	**23**	**305**	**7.6**	**23**	**0**

AMARI RODGERS' NFL POSTSEASON RETURN STATISTICS

		KICKOFF RETURNS					PUNT RETURNS					
DATE	TEAM	RET.	YDS.	AVG.	LG	TD	NO.	FC	YDS.	AVG.	LG	TD
2021	Packers	3	66	22.0	26	0	2	2	11	5.5	6	0
NFL TOTALS		**3**	**66**	**22.0**	**26**	**0**	**2**	**2**	**11**	**5.5**	**6**	**0**

SINGLE-GAME HIGHS: RUSHING/RECEIVING

Rush Attempts	1 at Arizona Cardinals, Oct 28, 2021
Rushing Yards	11 at Arizona Cardinals, Oct 28, 2021
Longest Runs	11 at Arizona Cardinals, Oct 28, 2021
Receptions	4 at Dallas Cowboys, Dec 11, 2022
Receiving Yards	57 at Dallas Cowboys, Dec 11, 2022
Receiving Average	14.3 at Dallas Cowboys, Dec 11, 2022
Longest Receptions	37 at Tennessee Titans, Dec 24, 2022
All-Purpose Yards	77 vs. New England Patriots, Oct 02, 2022
Kickoff Returns	3 vs. New England Patriots, Oct 02, 2022
	...1 more at 3.
Kickoff Return Yards	66 vs. New England Patriots, Oct 02, 2022
Longest Kickoff Return	34 vs. New England Patriots, Oct 02, 2022
Fair Catches	4 at Minnesota Vikings, Sep 11, 2022
Punt Return Yards	29 vs. Seattle Seahawks, Nov 14, 2021
Longest Punt Return	23 at Detroit Lions, Jan 09, 2022
Punt Returns	5 vs. New York Jets, Oct 16, 2022
Punt Return Average	7.3 vs. Seattle Seahawks, Nov 14, 2021
Special Teams Tackles	1 at Kansas City Chiefs, Nov 07, 2021
	...1 more at 1.
Most TDs	1 at Dallas Cowboys, Dec 11, 2022
Miscellaneous Tackles	1 at Detroit Lions, Jan 09, 2022

SINGLE-GAME HIGHS - POSTSEASON: RUSHING/RECEIVING

All-Purpose Yards	77 vs. San Francisco 49ers, Jan 22, 2022
Kickoff Returns	3 vs. San Francisco 49ers, Jan 22, 2022
Kickoff Return Yards	66 vs. San Francisco 49ers, Jan 22, 2022
Longest Kickoff Return	26 vs. San Francisco 49ers, Jan 22, 2022
Fair Catches	2 vs. San Francisco 49ers, Jan 22, 2022
Punt Return Yards	11 vs. San Francisco 49ers, Jan 22, 2022
Longest Punt Return	6 vs. San Francisco 49ers, Jan 22, 2022
Punt Returns	2 vs. San Francisco 49ers, Jan 22, 2022

2021 GAME-BY-GAME REGULAR-SEASON STATISTICS (PACKERS)

				RECEIVING					RUSHING						
W	DATE	OPPONENT	P/S	NO.	YDS.	AVG.	LG	TD	NO.	YDS.	AVG.	LG	TD	W/L	SCORE
01	09/12	at Saints	P	1	19	19.0	19	0	0	0	0.0	0	0	L	3-38
02	09/20	Lions	P	0	0	0.0	0	0	0	0	0.0	0	0	W	35-17
03	09/26	at 49ers	P	0	0	0.0	0	0	0	0	0.0	0	0	W	30-28
04	10/03	Steelers	P	0	0	0.0	0	0	0	0	0.0	0	0	W	27-17
05	10/10	at Bengals	P	0	0	0.0	0	0	0	0	0.0	0	0	W	25-22+
06	10/17	at Bears	P	1	14	14.0	14	0	0	0	0.0	0	0	W	24-14
07	10/24	Football Team	P	0	0	0.0	0	0	0	0	0.0	0	0	W	24-10
08	10/28	at Cardinals	S	1	7	7.0	7	0	1	11	11.0	11	0	W	24-21
09	11/07	at Chiefs	P	0	0	0.0	0	0	0	0	0.0	0	0	L	7-13
10	11/14	Seahawks	P	0	0	0.0	0	0	0	0	0.0	0	0	W	17-0
11	11/21	at Vikings	P	0	0	0.0	0	0	0	0	0.0	0	0	L	31-34
12	11/28	Rams	P	0	0	0.0	0	0	0	0	0.0	0	0	W	36-28
14	12/12	Bears	P	0	0	0.0	0	0	0	0	0.0	0	0	W	45-30
15	12/19	at Ravens	P	0	0	0.0	0	0	0	0	0.0	0	0	W	31-30
16	12/25	Browns	P	0	0	0.0	0	0	0	0	0.0	0	0	W	24-22
17	01/02	Vikings		RESERVE/COVID-19										W	37-10
18	01/09	at Lions	P	1	5	5.0	5	0	0	0	0.0	0	0	L	30-37
2021 TOTALS			**16-1**	**4**	**45**	**11.3**	**19**	**0**	**1**	**11**	**11.0**	**11**	**0**	**13-4**	

+ - Overtime

2022 GAME-BY-GAME REGULAR-SEASON STATISTICS (PACKERS/TEXANS)

				RECEIVING					RUSHING						
W	DATE	OPPONENT	P/S	NO.	YDS.	AVG.	LG	TD	NO.	YDS.	AVG.	LG	TD	W/L	SCORE
01	09/11	at Vikings	P	0	0	0.0	0	0	0	0	0.0	0	0	L	7-23
02	09/18	Bears	P	0	0	0.0	0	0	0	0	0.0	0	0	W	27-10
03	09/25	at Buccaneers	P	0	0	0.0	0	0	0	0	0.0	0	0	W	14-12
04	10/02	Patriots	P	0	0	0.0	0	0	0	0	0.0	0	0	W	27-24+
05	10/09	Giants	P	0	0	0.0	0	0	0	0	0.0	0	0	L	22-27
06	10/16	Jets	P	1	14	14.0	14	0	0	0	0.0	0	0	L	10-27
07	10/23	at Commanders	P	2	14	7.0	11	0	0	0	0.0	0	0	L	21-23
08	10/30	at Bills	P	1	22	22.0	22	0	0	0	0.0	0	0	L	17-27
09	11/06	at Lions	P	0	0	0.0	0	0	0	0	0.0	0	0	L	9-15
10	11/13	Cowboys	P	0	0	0.0	0	0	0	0	0.0	0	0	W	31-28+
				Went from **Packers** to **Texans**.											
11	11/20	Commanders		INACTIVE										L	10-23
12	11/27	at Dolphins		INACTIVE										L	15-30
13	12/04	Browns	P	0	0	0.0	0	0	0	0	0.0	0	0	L	14-27
14	12/11	at Cowboys	P	4	57	14.3	28t	1	1	3	3.0	3	0	L	23-27
15	12/18	Chiefs	S	2	26	13.0	15	0	0	0	0.0	0	0	L	24-30+
16	12/24	at Titans	S	1	37	37.0	37	0	0	0	0.0	0	0	W	19-14
17	01/01	Jaguars	P	2	12	6.0	10	0	1	4	4.0	4	0	L	3-31
2022 TOTALS			**15-2**	**13**	**182**	**14.0**	**37**	**1**	**2**	**7**	**3.5**	**4**	**0**	**5-12**	

+ - Overtime

2021 GAME-BY-GAME POSTSEASON STATISTICS (PACKERS)

				RECEIVING					RUSHING						
W	DATE	OPPONENT	P/S	NO.	YDS.	AVG.	LG	TD	NO.	YDS.	AVG.	LG	TD	W/L	SCORE
02	01/22	49ers	P	0	0	0.0	0	0	0	0	0.0	0	0	L	10-13
2021 TOTALS			**1-0**	**0**	**0**	**0.0**	**0**	**0**	**0**	**0**	**0.0**	**0**	**0**	**0-1**	

TREMON SMITH

1

DEFENSIVE BACK

Ht: 5-11 **Wt:** 190
DOB: 7/20/1996 **College:** Central Arkansas
Texans Season: 2 **NFL Season:** 5
Acquired: FA-'21

TRANSACTIONS: Selected by the Kansas City Chiefs with the 22nd pick of the sixth round (196th overall) of the 2018 NFL Draft…Waived by the Chiefs on Sept. 14, 2019…Claimed off waivers by the Green Bay Packers on Sept. 16, 2019…Waived by the Packers on Oct. 14, 2019…Signed to the Packers practice squad on Oct. 16, 2019…Signed to the Packers active roster on Oct. 29, 2019…Waived by the Packers on Dec. 2, 2019…Signed to the Philadelphia Eagles practice squad on Dec. 4, 2019…Signed by the Eagles on Jan. 6, 2020…Waived by the Eagles on July 26, 2020…Signed by the Indianapolis Colts on Aug. 16, 2020…Waived by the Colts on Sept. 5, 2020…Signed to the Colts practice squad on Sept. 6, 2020…Signed to the Colts active roster on Sept. 22, 2020…Signed by the Houston Texans as a free agent on March 22, 2021...Signed an extension with the Texans on Dec. 4, 2021.

HONORS:

- AFC Special Teams Player of the Week (Week 15, 2021)

2022 (Houston 16/1):

- Has 14 tackles (10 solo), one tackle for loss, two interceptions, three passes defensed, one forced fumble, six special teams tackles (four solo) and two special teams forced fumbles so far in 2022
- Has totaled 18 kickoff returns for 398 yards (22.1 avg.), with a long of 32 yards in a Week 10 matchup at the New York Giants (11/13)
- Recorded his first and second career interceptions as well as three tackles (all solo) and two passes defensed at Dallas (12/11)
- Made his first start of the season and posted a career-best 11 tackles (seven solo), one tackle for loss, one pass defensed and one forced fumble vs. Kansas City (12/18)

2021 (Houston 17/2):

- Appeared in all 17 games (two starts) and totaled 13 defensive tackles (eight solo), eight special teams tackles (all solo) and one fumble recovery
- Took over kick return duties at Arizona (10/24) and totaled 21 kick returns on the season for 533 yards (25.4 avg.), including a 98-yard kick return touchdown, his first career score
- Played in his first game as a Texan vs. Jacksonville (9/12) and recorded two special teams tackles
- Made his first start with the Texans vs. Carolina (9/23) and registered three tackles (two solo)
- Led the team with two special teams tackles at Buffalo (10/3)
- Paced the Texans with two special teams tackles and recorded a 44-yard kickoff return vs. the L.A. Rams (10/31)
- Recovered a muffed punt by PR Chester Rogers at the Titans five-yard line at Tennessee (11/21)
- Posted season highs with three kick returns for 52 yards, averaging 17.3 yards per return vs. Seattle (12/12)
- Recorded one solo tackle, one special teams tackle and had two kick returns for 121 yards (60.5 avg.) and one touchdown, the first score of his NFL career, at Jacksonville (12/19). Returned a 98-yard kickoff for a touchdown, marking the first Texans kickoff return touchdown since Week 4 of the 2009 season vs. Oakland
- Started at cornerback and tied a career high with four tackles (three solo) vs. the L.A. Chargers (12/26). Lined up at running back and rushed for a seven-yard carry on offense, the first rushing attempt of his NFL career
- Returned five kicks for 98 yards (19.6 avg.), his second-most kick return yards of the season at San Francisco (1/2/22)

2020 (Indianapolis 10/0, 1/0):

- Played in 10 regular season games and one postseason contest for the Colts and contributed two special teams tackles

2019 (Kansas City 1/0; Green Bay 7/0; Philadelphia 0/0, 0/0):

- Played in the season opener for the Chiefs at Jacksonville (9/8)
- Joined the Packers and appeared in seven games for the team, returning 13 kickoffs for 303 yards (23.3 avg.)
- Spent the final four weeks of the regular season on the Eagles practice squad

2018 (Kansas City 14/1, 2/0):

- Saw action in 14 games (one start) as a rookie and recorded one solo tackle, one pass defensed and one fumble recovery. Also tallied four special teams tackles and 33 kickoff returns for 886 yards (26.8 avg.)
- Returned a kickoff 97 yards at New England
- Logged his first start and added one pass defensed and a fumble recovery at Seattle (12/23)
- Recovered a fumble in the AFC Divisional Round game vs. Indianapolis (1/12/19)

COLLEGE:

- Played four seasons (2014-17) at the University of Central Arkansas in Conway, Ark.
- Appeared in 48 games and accumulated 146 total tackles (113 solo), nine tackles for loss, 1.0 sack, 38 passes defensed, 15 interceptions, two forced fumbles and one fumble recovery. Also recorded 38 punt returns for 290 yards (7.6 avg.) and one touchdown
- Saw action in 12 games as a senior (2017) and totaled 41 tackles (27 solo), 2.5 tackles for loss, 11 passes defensed and five interceptions
- Selected First Team All-Southland Conference as a junior (2016) after notching 35 total tackles (28 solo), 2.5 tackles for loss, 11 passes defensed, two interceptions and a fumble recovery. Also earned All-Southland Conference honorable mention as a punt returner when he returned 24 punts for 219 yards (9.1 avg.) and one touchdown
- Named First Team All-Southland Conference in his sophomore season (2015) when he started 11 games and amassed 51 total tackles (42 solo), 3.0 tackles for loss, 1.0 sack, a career-high 12 passes defensed, five interceptions and two forced fumbles
- Notched a team-high three interceptions and added 19 total tackles (16 solo) as a freshman (2014)

PERSONAL:

- Attended Saks High School in Anniston, Ala.
- Played both quarterback and defensive back and was named to the all-region first team in 2013 and 2014
- Holds his high school's record for most career touchdowns
- Selected as the Player of the Year for District 8 in 2014

TREMON SMITH'S NFL REGULAR SEASON DEFENSIVE STATISTICS

				TACKLES								INTERCEPTIONS					FUMBLES				ST					MISC	
DATE	TEAM	GP	GS	TK	S	A	TFL	YDS	SK	YDS	QBH	NO	YDS	LG	TD	PD	FF	FR	TD	YDS	TK	S	A	FF	FR	S	A
2018	Chiefs	14	1	1	1	0	0	0	0.0	0.0	0	0	0	0	0	1	0	0	0	0	4	3	1	0	1	0	0
2019	Chiefs	1	0	0	0	0	0	0	0.0	0.0	0	0	0	0	0	0	0	0	0	0	0	0	0	0	0	0	0
Went from **Kansas City** to **Green Bay**.																											
2019	Packers	7	0	0	0	0	0	0	0.0	0.0	0	0	0	0	0	0	0	0	0	0	3	2	1	0	0	0	0
2019	TOTAL	8	0	0	0	0	0	0	0.0	0.0	0	0	0	0	0	0	0	0	0	0	3	2	1	0	0	0	0
2020	Colts	10	0	0	0	0	0	0	0.0	0.0	0	0	0	0	0	0	0	0	0	0	2	2	0	0	0	0	0
2021	Texans	17	2	13	8	5	0	0	0.0	0.0	0	0	0	0	0	0	0	0	0	0	8	8	0	0	1	0	0
2022	Texans	16	1	14	10	4	1	2	0.0	0.0	0	2	33	26	0	3	1	0	0	0	6	4	2	2	0	0	0
NFL TOTALS		**65**	**4**	**28**	**19**	**9**	**1**	**2**	**0.0**	**0.0**	**0**	**2**	**33**	**26**	**0**	**4**	**1**	**0**	**0**	**0**	**23**	**19**	**4**	**2**	**2**	**0**	**0**

TREMON SMITH'S NFL POSTSEASON DEFENSIVE STATISTICS

				TACKLES								INTERCEPTIONS					FUMBLES				ST					MISC	
DATE	TEAM	GP	GS	TK	S	A	TFL	YDS	SK	YDS	QBH	NO	YDS	LG	TD	PD	FF	FR	TD	YDS	TK	S	A	FF	FR	S	A
2018	Chiefs	2	0	1	1	0	0	0	0.0	0.0	0	0	0	0	0	0	0	0	0	0	0	0	0	0	1	0	0
2019	Packers	0	0	0	0	0	0	0	0.0	0.0	0	0	0	0	0	0	0	0	0	0	0	0	0	0	0	0	0
2020	Colts	1	0	0	0	0	0	0	0.0	0.0	0	0	0	0	0	0	0	0	0	0	0	0	0	0	0	0	0
NFL TOTALS		**3**	**0**	**1**	**1**	**0**	**0**	**0**	**0.0**	**0.0**	**0**	**0**	**0**	**0**	**0**	**0**	**0**	**0**	**0**	**0**	**0**	**0**	**0**	**0**	**1**	**0**	**0**

TREMON SMITH'S NFL REGULAR SEASON RETURN STATISTICS

			KICKOFF RETURNS				PUNT RETURNS					
DATE	TEAM	RET.	YDS.	AVG.	LG	TD	NO.	FC	YDS.	AVG.	LG	TD
2018	Chiefs	33	886	26.8	97	0	0	0	0	0.0	0	0
2019	Chiefs	0	0	0.0	0	0	0	0	0	0.0	0	0
Went from **Kansas City** to **Green Bay**.												
2019	Packers	13	303	23.3	36	0	4	3	0	0.0	3	0
2019	TOTAL	13	303	23.3	36	0	4	3	0	0.0	3	0
2020	Colts	8	180	22.5	33	0	0	0	0	0.0	0	0
2021	Texans	21	537	25.6	98t	1	1	1	1	1.0	1	0
2022	Texans	18	398	22.1	32	0	4	1	53	13.3	26	0
NFL TOTALS		**93**	**2,304**	**24.8**	**98T**	**1**	**9**	**5**	**54**	**6.0**	**26**	**0**

TREMON SMITH'S NFL POSTSEASON RETURN STATISTICS

		KICKOFF RETURNS					PUNT RETURNS					
DATE	TEAM	RET.	YDS.	AVG.	LG	TD	NO.	FC	YDS.	AVG.	LG	TD
2018	Chiefs	6	138	23.0	29	0	0	0	0	0.0	0	0
2019	Packers	0	0	0.0	0	0	0	0	0	0.0	0	0
2020	Colts	0	0	0.0	0	0	0	0	0	0.0	0	0
NFL TOTALS		**6**	**138**	**23.0**	**29**	**0**	**0**	**0**	**0**	**0.0**	**0**	**0**

SINGLE-GAME HIGHS: DEFENSIVE

Total Tackles 11 vs. Kansas City Chiefs, Dec 18, 2022
Solo Tackles 7 vs. Kansas City Chiefs, Dec 18, 2022
Passes Defensed 2 at Dallas Cowboys, Dec 11, 2022
Forced Fumbles 1 vs. Kansas City Chiefs, Dec 18, 2022
Tackles For Loss 1 vs. Kansas City Chiefs, Dec 18, 2022
Interceptions 2 at Dallas Cowboys, Dec 11, 2022
Interception Return Yards 33 at Dallas Cowboys, Dec 11, 2022
Special Teams Tackles 2 vs. Indianapolis Colts, Sep 11, 2022
...4 more at 2.
Special Teams Forced Fumbles 1 vs. Indianapolis Colts, Sep 11, 2022
Special Teams Fumble Recoveries 1 at Tennessee Titans, Nov 21, 2021
...1 more at 1.

SINGLE-GAME HIGHS - POSTSEASON: DEFENSIVE

Total Tackles 1 vs. Indianapolis Colts, Jan 12, 2019
Solo Tackles 1 vs. Indianapolis Colts, Jan 12, 2019
Special Teams Fumble Recoveries 1 vs. Indianapolis Colts, Jan 12, 2019

SINGLE-GAME HIGHS: RETURNS

All-Purpose Yards 207 at Los Angeles Rams, Nov 19, 2018
Kickoff Returns 7 at Los Angeles Rams, Nov 19, 2018
Kickoff Return Yards 207 at Los Angeles Rams, Nov 19, 2018
Longest Kickoff Return 98t at Jacksonville Jaguars, Dec 19, 2021
Kickoff Return TDs 1 at Jacksonville Jaguars, Dec 19, 2021
Fair Catches 2 at San Francisco 49ers, Nov 24, 2019
Punt Return Yards 43 at Miami Dolphins, Nov 27, 2022
Longest Punt Return 26 at Miami Dolphins, Nov 27, 2022
Punt Returns 2 at Miami Dolphins, Nov 27, 2022
...1 more at 2.
Kickoff Return Average 45.0 at New England Patriots, Oct 14, 2018
Special Teams Tackles 2 vs. Indianapolis Colts, Sep 11, 2022
...4 more at 2.
Most TDs 1 at Jacksonville Jaguars, Dec 19, 2021

SINGLE-GAME HIGHS - POSTSEASON: RETURNS

All-Purpose Yards 99 vs. New England Patriots, Jan 20, 2019
Kickoff Returns 4 vs. New England Patriots, Jan 20, 2019
Kickoff Return Yards 99 vs. New England Patriots, Jan 20, 2019
Longest Kickoff Return 29 vs. New England Patriots, Jan 20, 2019
Kickoff Return Average 24.8 vs. New England Patriots, Jan 20, 2019

SINGLE-GAME HIGHS: QUARTERBACK

Rush Attempts 1 vs. Los Angeles Chargers, Dec 26, 2021
Rushing Yards 7 vs. Los Angeles Chargers, Dec 26, 2021
Longest Runs 7 vs. Los Angeles Chargers, Dec 26, 2021

SINGLE-GAME HIGHS: KICKER

Special Teams Tackles 2 vs. Indianapolis Colts, Sep 11, 2022
...4 more at 2.

2022 GAME-BY-GAME REGULAR-SEASON STATISTICS (TEXANS)

				TACKLES								INTERCEPTIONS					FUMBLES				ST					MISC			
W	DATE	OPPONENT	P/S	TK	S	A	SK	YDS	TFL	YDS	QBH	NO	YDS	LG	TD	PD	FF	FR	TD	YDS	TK	S	A	FF	FR	S	A	W/L	SCORE
01	09/11	Colts	P	0	0	0	0.0	0.0	0	0	0	0	0	0	0	0	0	0	0	0	2	1	1	1	0	0	0	T	20-20
02	09/18	at Broncos	P	0	0	0	0.0	0.0	0	0	0	0	0	0	0	0	0	0	0	0	0	0	0	0	0	0	0	L	9-16
03	09/25	at Bears	P	0	0	0	0.0	0.0	0	0	0	0	0	0	0	0	0	0	0	0	0	0	0	0	0	0	0	L	20-23
04	10/02	Chargers	P	0	0	0	0.0	0.0	0	0	0	0	0	0	0	0	0	0	0	0	1	1	0	0	0	0	0	L	24-34
05	10/09	at Jaguars	P	0	0	0	0.0	0.0	0	0	0	0	0	0	0	0	0	0	0	0	0	0	0	0	0	0	0	W	13-6
07	10/23	at Raiders	P	0	0	0	0.0	0.0	0	0	0	0	0	0	0	0	0	0	0	0	1	0	1	0	0	0	0	L	20-38
08	10/30	Titans	P	0	0	0	0.0	0.0	0	0	0	0	0	0	0	0	0	0	0	0	1	1	0	1	0	0	0	L	10-17
09	11/03	Eagles	P	0	0	0	0.0	0.0	0	0	0	0	0	0	0	0	0	0	0	0	0	0	0	0	0	0	0	L	17-29
10	11/13	at Giants	P	0	0	0	0.0	0.0	0	0	0	0	0	0	0	0	0	0	0	0	0	0	0	0	0	0	0	L	16-24
11	11/20	Commanders	P	0	0	0	0.0	0.0	0	0	0	0	0	0	0	0	0	0	0	0	0	0	0	0	0	0	0	L	10-23
12	11/27	at Dolphins	P	0	0	0	0.0	0.0	0	0	0	0	0	0	0	0	0	0	0	0	0	0	0	0	0	0	0	L	15-30
13	12/04	Browns	P	0	0	0	0.0	0.0	0	0	0	0	0	0	0	0	0	0	0	0	0	0	0	0	0	0	0	L	14-27
14	12/11	at Cowboys	P	3	3	0	0.0	0.0	0	0	0	2	33	26	0	2	0	0	0	0	0	0	0	0	0	0	0	L	23-27
15	12/18	Chiefs	S	11	7	4	0.0	0.0	1	2	0	0	0	0	0	1	1	0	0	0	0	0	0	0	0	0	0	L	24-30+
16	12/24	at Titans	P	0	0	0	0.0	0.0	0	0	0	0	0	0	0	0	0	0	0	0	1	1	0	0	0	0	0	W	19-14
17	01/01	Jaguars	P	0	0	0	0.0	0.0	0	0	0	0	0	0	0	0	0	0	0	0	0	0	0	0	0	0	0	L	3-31
2022 TOTALS			**16-1**	**14**	**10**	**4**	**0.0**	**0.0**	**1**	**2**	**0**	**2**	**33**	**26**	**0**	**3**	**1**	**0**	**0**	**0**	**6**	**4**	**2**	**2**	**0**	**0**	**0**	**2-13-1**	

+ - Overtime

2022 GAME-BY-GAME REGULAR-SEASON STATISTICS (TEXANS)

				KICKOFF RETURNS					PUNT RETURNS							
W	DATE	OPPONENT	P/S	RET	YDS	AVG	LG	TD	NO	FC	YDS	AVG	LG	TD	W/L	SCORE
01	09/11	Colts	P	0	0	0.0	0	0	0	0	0	0.0	0	0	T	20-20
02	09/18	at Broncos	P	1	22	22.0	22	0	0	0	0	0.0	0	0	L	9-16
03	09/25	at Bears	P	0	0	0.0	0	0	0	0	0	0.0	0	0	L	20-23
04	10/02	Chargers	P	1	24	24.0	24	0	0	0	0	0.0	0	0	L	24-34
05	10/09	at Jaguars	P	1	24	24.0	24	0	1	0	3	3.0	3	0	W	13-6
07	10/23	at Raiders	P	4	78	19.5	25	0	0	0	0	0.0	0	0	L	20-38
08	10/30	Titans	P	2	39	19.5	20	0	0	0	0	0.0	0	0	L	10-17
09	11/03	Eagles	P	0	0	0.0	0	0	0	0	0	0.0	0	0	L	17-29
10	11/13	at Giants	P	1	32	32.0	32	0	0	0	0	0.0	0	0	L	16-24
11	11/20	Commanders	P	0	0	0.0	0	0	0	0	0	0.0	0	0	L	10-23
12	11/27	at Dolphins	P	2	33	16.5	19	0	2	0	43	21.5	26	0	L	15-30
13	12/04	Browns	P	1	21	21.0	21	0	0	0	0	0.0	0	0	L	14-27
14	12/11	at Cowboys	P	0	0	0.0	0	0	0	0	0	0.0	0	0	L	23-27
15	12/18	Chiefs	S	0	0	0.0	0	0	1	0	7	7.0	7	0	L	24-30+
16	12/24	at Titans	P	1	26	26.0	26	0	0	0	0	0.0	0	0	W	19-14
17	01/01	Jaguars	P	4	99	24.8	31	0	0	1	0	0.0	0	0	L	3-31
2022 TOTALS			**16-1**	**18**	**398**	**22.1**	**32**	**0**	**4**	**1**	**53**	**13.3**	**26**	**0**	**2-13**	

+ - Overtime

M.J. STEWART

29

DEFENSIVE BACK

Ht: 5-11 **Wt:** 200
DOB: 9/16/1995 **College:** North Carolina
Texans Season: 1 **NFL Season:** 5
Acquired: UFA-'22 (CLE)

TRANSACTIONS: Selected by the Tampa Bay Buccaneers in the second round (53rd overall) of the 2018 NFL Draft...Released by the Buccaneers on Aug. 6, 2020...Claimed off waivers by the Cleveland Browns on Aug. 8, 2020...Signed with the Houston Texans as an unrestricted free agent on March 24, 2022.

2022 (Houston 16/0):

- Has 23 tackles (17 solo), one pass defensed, one fumble recovery and a team-high 13 special teams tackles (eight solo) so far this season
- Completed the fake punt attempt and ran for three yards for a first down on fourth-and-1 at Chicago (9/25)
- Forced a fumble on a kick return in the fourth quarter vs. Los Angeles Chargers (10/2)
- Recorded his first-career fumble recovery at Miami (11/27)

2021 (Cleveland 13/3):

- Tied his career-high with 28 tackles (10 solo), also notching four passes defensed, two tackles for loss and his first career forced fumble
- Led the team with a career-high 11 tackles (eight solo) in addition to one pass defensed and his first career forced fumble vs. Las Vegas (12/20)
- Paced the Browns with 10 tackles (nine solo) and two tackles for loss at Green Bay (12/25)
- Tallied five tackles (two solo) and two passes defensed at Pittsburgh (1/3/22)

2020 (Cleveland 16/0, 2/1):

- Notched three tackles (two solo), 1.0 sack and a team-high two tackles for loss at Dallas (10/4). Dropped QB Dak Prescott for a six-yard loss and his first career sack
- Recorded his first career interception at Tennessee (12/6), also posting three tackles (two solo) and two passes defensed
- Tied his season high with four tackles (three solo) and logged his second career interception vs. Pittsburgh (1/3/21)
- Made his first start of the season and first career postseason appearance in the Wild Card Round at Pittsburgh (1/10/21), notching nine tackles (all solo), one interception, one tackle for loss and one pass defensed
- Appeared in the Divisional Round at Kansas City (1/17/21) and totaled four tackles (three solo)

2019 (Tampa Bay 10/1):

- Logged a career high-tying 28 tackles (seven solo) on the season as well as two passes defensed
- Posted a season-high nine tackles (eight solo) as well as one pass defensed at the L.A. Rams (9/29)
- Recorded eight tackles (six solo) vs. Arizona (11/10)
- Tallied five tackles (four solo) and one pass defensed in the season finale vs. Atlanta (12/29)

2018 (Tampa Bay 11/5):

- Played in his first NFL game at New Orleans (9/9), posting four tackles (all solo)
- Started his first NFL game vs. Philadelphia (9/16) and posted five tackles (four solo), one quarterback hit and one tackle for loss
- Totaled a season-high eight tackles (all solo) and one pass defensed vs. Pittsburgh (9/24)
- Logged two tackles (both solo), one quarterback hit, one tackle for loss and one pass defensed at Atlanta (10/14)

COLLEGE:

- Played four seasons (2014-17) at the University of North Carolina in Chapel Hill, N.C.
- Named honorable mention All-ACC in his final two seasons and second-team All-ACC as a sophomore
- Started all 12 games as a senior (2017) and tallied 45 tackles, five tackles for loss, 2.0 sacks, two quarterback hits and 12 passes defensed, also returning 15 punts for 170 yards (11.3 avg.)
- Ranked sixth on the team with 66 tackles as a junior (2016) and had a team-high 11 passes defensed, a team-best two forced fumbles and three fumble recoveries
- Tied for the ACC lead with 18 passes defensed as a sophomore (2015), also recording 62 tackles, 2.5 tackles for loss, 1.0 sack, one forced fumble and four interceptions
- Appeared in 12 games as a freshman (2014) and finished with 26 tackles (14 solo), four passes defensed, two interceptions and half a tackle for loss

PERSONAL:

- Attended Yorktown High School in Arlington, Va., where he played a variety of positions including running back, wide receiver, safety and cornerback
- Ran for 1,428 yards and 24 touchdowns as a senior
- Was twice named first-team All-Met by The Washington Post
- Earned his conference's offensive player of the year as a

junior and also picked up All-Northeast Region and all-district honors

- Totaled 77 tackles, 10 interceptions and returned three punts for touchdowns as a junior
- Son of Marvin Sr. and Rhonda

M.J. STEWART'S NFL REGULAR SEASON DEFENSIVE STATISTICS

				TACKLES								INTERCEPTIONS					FUMBLES				ST					MISC	
DATE	TEAM	GP	GS	TK	S	A	TFL	YDS	SK	YDS	QBH	NO	YDS	LG	TD	PD	FF	FR	TD	YDS	TK	S	A	FF	FR	S	A
2018	Buccaneers	11	5	29	27	2	2	6	0.0	0.0	2	0	0	0	0	3	0	0	0	0	4	4	0	0	0	0	0
2019	Buccaneers	10	1	35	28	7	0	0	0.0	0.0	0	0	0	0	0	2	0	0	0	0	0	0	0	0	0	0	0
2020	Browns	16	0	17	13	4	2	8	1.0	6.0	1	2	51	30	0	3	0	0	0	0	5	5	0	0	0	0	0
2021	Browns	13	3	38	28	10	2	2	0.0	0.0	0	0	0	0	0	4	1	0	0	0	9	6	3	0	0	0	0
2022	Texans	16	0	23	17	6	1	0	0.0	0.0	0	0	0	0	0	1	0	1	0	0	13	8	5	1	0	0	0
NFL TOTALS		**66**	**9**	**142**	**113**	**29**	**7**	**16**	**1.0**	**6.0**	**3**	**2**	**51**	**30**	**0**	**13**	**1**	**1**	**0**	**0**	**31**	**23**	**8**	**1**	**0**	**0**	**0**

M.J. STEWART'S NFL POSTSEASON DEFENSIVE STATISTICS

				TACKLES								INTERCEPTIONS					FUMBLES				ST					MISC	
DATE	TEAM	GP	GS	TK	S	A	TFL	YDS	SK	YDS	QBH	NO	YDS	LG	TD	PD	FF	FR	TD	YDS	TK	S	A	FF	FR	S	A
2020	Browns	2	1	13	12	1	1	2	0.0	0.0	0	1	3	3	0	1	0	0	0	0	1	1	0	0	0	0	0
NFL TOTALS		**2**	**1**	**13**	**12**	**1**	**1**	**2**	**0.0**	**0.0**	**0**	**1**	**3**	**3**	**0**	**1**	**0**	**0**	**0**	**0**	**1**	**1**	**0**	**0**	**0**	**0**	**0**

SINGLE-GAME HIGHS: DEFENSIVE

Total Tackles 11 vs. Las Vegas Raiders, Dec 20, 2021
Solo Tackles 9 at Green Bay Packers, Dec 25, 2021
Sacks 1.0 at Dallas Cowboys, Oct 04, 2020
Passes Defensed 2 at Pittsburgh Steelers, Jan 03, 2022
...1 more at 2.
Forced Fumbles 1 vs. Las Vegas Raiders, Dec 20, 2021
Fumble Recoveries 1 at Miami Dolphins, Nov 27, 2022
Tackles For Loss 2 at Green Bay Packers, Dec 25, 2021
...1 more at 2.
Interceptions 1 vs. Pittsburgh Steelers, Jan 03, 2021
...1 more at 1.
Interception Return Yards 30 vs. Pittsburgh Steelers, Jan 03, 2021
Special Teams Tackles 2 vs. Washington Commanders, Nov 20, 2022
...8 more at 2.
Special Teams Forced Fumbles 1 vs. Los Angeles Chargers, Oct 02, 2022

SINGLE-GAME HIGHS - POSTSEASON: DEFENSIVE

Total Tackles 9 at Pittsburgh Steelers, Jan 10, 2021
Solo Tackles 9 at Pittsburgh Steelers, Jan 10, 2021
Passes Defensed 1 at Pittsburgh Steelers, Jan 10, 2021
Tackles For Loss 1 at Pittsburgh Steelers, Jan 10, 2021
Interceptions 1 at Pittsburgh Steelers, Jan 10, 2021
Interception Return Yards 3 at Pittsburgh Steelers, Jan 10, 2021
Special Teams Tackles 1 at Pittsburgh Steelers, Jan 10, 2021

2022 GAME-BY-GAME REGULAR-SEASON STATISTICS (TEXANS)

				TACKLES								INTERCEPTIONS					FUMBLES				ST					MISC			
W	DATE	OPPONENT	P/S	TK	S	A	SK	YDS	TFL	YDS	QBH	NO	YDS	LG	TD	PD	FF	FR	TD	YDS	TK	S	A	FF	FR	S	A	W/L	SCORE
01	09/11	Colts	P	0	0	0	0.0	0.0	0	0	0	0	0	0	0	0	0	0	0	0	2	2	0	0	0	0	0	T	20-20
02	09/18	at Broncos	P	0	0	0	0.0	0.0	0	0	0	0	0	0	0	0	0	0	0	0	2	2	0	0	0	0	0	L	9-16
03	09/25	at Bears	P	0	0	0	0.0	0.0	0	0	0	0	0	0	0	0	0	0	0	0	1	0	1	0	0	0	0	L	20-23
04	10/02	Chargers	P	0	0	0	0.0	0.0	0	0	0	0	0	0	0	0	0	0	0	0	2	1	1	1	0	0	0	L	24-34
05	10/09	at Jaguars	P	0	0	0	0.0	0.0	0	0	0	0	0	0	0	0	0	0	0	0	1	0	1	0	0	0	0	W	13-6
07	10/23	at Raiders	P	0	0	0	0.0	0.0	0	0	0	0	0	0	0	0	0	0	0	0	0	0	0	0	0	0	0	L	20-38
08	10/30	Titans	P	5	4	1	0.0	0.0	0	0	0	0	0	0	0	0	0	0	0	0	0	0	0	0	0	0	0	L	10-17
09	11/03	Eagles	P	3	1	2	0.0	0.0	0	0	0	0	0	0	0	0	0	0	0	0	0	0	0	0	0	0	0	L	17-29
10	11/13	at Giants	P	0	0	0	0.0	0.0	0	0	0	0	0	0	0	0	0	0	0	0	0	0	0	0	0	0	0	L	16-24
11	11/20	Commanders	P	3	2	1	0.0	0.0	0	0	0	0	0	0	0	0	0	0	0	0	2	2	0	0	0	0	0	L	10-23
12	11/27	at Dolphins	P	2	2	0	0.0	0.0	0	0	0	0	0	0	0	0	0	1	0	0	1	1	0	0	0	0	0	L	15-30
13	12/04	Browns	P	2	2	0	0.0	0.0	1	0	0	0	0	0	0	0	0	0	0	0	0	0	0	0	0	0	0	L	14-27
14	12/11	at Cowboys	P	0	0	0	0.0	0.0	0	0	0	0	0	0	0	1	0	0	0	0	0	0	0	0	0	0	0	L	23-27
15	12/18	Chiefs	P	8	6	2	0.0	0.0	0	0	0	0	0	0	0	0	0	0	0	0	1	0	1	0	0	0	0	L	24-30+
16	12/24	at Titans	P	0	0	0	0.0	0.0	0	0	0	0	0	0	0	0	0	0	0	0	0	0	0	0	0	0	0	W	19-14
17	01/01	Jaguars	P	0	0	0	0.0	0.0	0	0	0	0	0	0	0	0	0	0	0	0	1	0	1	0	0	0	0	L	3-31
2022 TOTALS			**16-0**	**23**	**17**	**6**	**0.0**	**0.0**	**1**	**0**	**0**	**0**	**0**	**0**	**0**	**1**	**0**	**1**	**0**	**0**	**13**	**8**	**5**	**1**	**0**	**0**	**0**	**2-13-1**	

+ - Overtime

TAVIERRE THOMAS

2

DEFENSIVE BACK

Ht: 5-10 **Wt:** 205
DOB: 3/11/1996 **College:** Ferris State
Texans Season: 2 **NFL Season:** 5
Acquired: FA-'21

TRANSACTIONS: Signed by the Arizona Cardinals as a college free agent on April 30, 2018…Waived by the Cardinals on Sept. 1, 2018…Claimed off waivers by the Cleveland Browns on Sept. 2, 2018…Signed by the Houston Texans as a free agent on March 22, 2021...Placed on the Texans reserve/injured list on Sept. 1, 2022...Activated from the reserve/injured list to the active roster on Nov. 3, 2022.

HONORS:

- AFC Defensive Player of the Week (Week 16, 2021)

2022 (Houston 9/5):

- Made the initial 53-man roster but was placed on the reserve/injured list for Weeks 1-8
- Has 31 defensive tackles (15 solo), one pass defensed, two forced fumbles and three special teams tackles so far this season
- Made his first appearance of the season and posted one tackle and one special teams tackle vs. Philadelphia (11/3)
- Made his first start of the season and tallied four tackles (two solo) vs. Washington (11/20)
- Recorded his second-career forced fumble vs. Cleveland (12/4)

2021 (Houston 17/8):

- Posted career-highs in games played (17), starts (eight), tackles (78 total, 46 solo), interceptions (two) and passes defensed (four). Also tallied one tackle for loss, one quarterback hit, his first career pick-six, first career forced fumble and eight special teams tackles (five solo)
- Appeared in his first game as a Texan vs. Jacksonville (9/12), playing on special teams
- Registered his first tackle as a Texan at Cleveland (9/19)
- Made his first start as a Texan at Buffalo (10/3), tallying seven tackles (four solo)
- Logged four tackles (two solo) vs. New England (10/10)
- Made his second start of the season at Indianapolis (10/17), totaling five tackles (three solo) on defense and one tackle on special teams
- Finished tied for second on the team with seven tackles (two solo) along with one pass defensed vs. the L.A. Rams (10/31)
- Tied for second-most tackles on the team with eight (six solo) at Miami (11/7)
- Led the team with three special teams tackles, also tallying five tackles on defense (three solo) at Tennessee (11/21)
- Finished with three tackles (all solo), a pass defensed and one special teams tackle vs. the N.Y. Jets (11/28). Recorded his first career interception, picking off a pass from QB Zach Wilson
- Finished with four tackles (two solo), one tackle for loss and his first forced fumble of his career vs. Indianapolis (12/5)
- Tied for the team lead with a career-high 11 tackles (seven solo) at Jacksonville (12/19)
- Placed second on the team with eight tackles (six solo), tied for the third-highest total of his career, vs. the L.A. Chargers (12/26). Intercepted a pass from QB Justin Herbert and returned it 48 yards for a touchdown, his second interception of the season and first career score
- Finished with seven tackles (five solo), a quarterback hit and two special teams tackles vs. Tennessee (1/9/22)

2020 (Cleveland 16/3, 2/0):

- Played in all 16 regular season games (three starts) and notched 20 total tackles (19 solo), 1.0 sack, two tackles for loss, one quarterback hit, one forced fumble and one fumble recovery. Also finished second on the Browns with 11 special teams tackles
- Recorded his first sack of the season at Baltimore (9/13) for a seven-yard loss
- Started his first game for the Browns and logged a season-high nine solo tackles vs. Cincinnati (9/17)
- Registered five special teams tackles at Dallas (10/4), which was the most by a Browns player since 2004

2019 (Cleveland 16/0):

- Saw action in all 16 games, primarily on special teams and accumulated nine special teams tackles and one fumble recovery

2018 (Cleveland 13/0):

- Appeared in 13 games, totaling seven special teams tackles and one solo tackle

COLLEGE:

- Played four seasons (2014-17) at Ferris State University in Big Rapids, Mich.
- Named Great Lakes Intercollegiate Athletic Conference (GLIAC) defensive back of the year as a senior when he led Ferris to a fourth-straight playoff appearance as a senior (2017). Tallied four inceptions and a team-high 18 pass

breakups
- Earned consensus All-America accolades as a junior (2016) after finishing the year with 59 total tackles (36 solo), a team-high six interceptions and 15 pass breakups
- Notched 48 total tackles (28 solo), three interceptions and one forced fumble in his sophomore season (2015) for the Bulldogs
- Walked on as a freshman (2014), appearing in five games and logging one interception

PERSONAL:
- Attended Detroit (Mich.) Allen High School
- Played against Texans DB Desmond King II in high school
- Went to Ferris State on an academic scholarship after posting a 3.8 GPA in high school

TAVIERRE THOMAS' NFL REGULAR SEASON DEFENSIVE STATISTICS

				TACKLES								INTERCEPTIONS					FUMBLES				ST					MISC	
DATE	TEAM	GP	GS	TK	S	A	TFL	YDS	SK	YDS	QBH	NO	YDS	LG	TD	PD	FF	FR	TD	YDS	TK	S	A	FF	FR	S	A
2018	Browns	13	0	1	1	0	0	0	0.0	0.0	0	0	0	0	0	0	0	0	0	0	7	6	1	0	0	0	0
2019	Browns	16	0	0	0	0	0	0	0.0	0.0	0	0	0	0	0	0	0	0	0	0	9	4	5	0	1	0	0
2020	Browns	16	3	20	19	1	2	12	1.0	7.0	1	0	0	0	0	0	0	1	0	0	10	10	0	1	0	0	0
2021	Texans	17	8	78	46	32	1	0	0.0	0.0	1	2	48	48t	1	4	1	0	0	0	8	5	3	0	0	0	0
2022	Texans	9	5	31	15	16	0	0	0.0	0.0	0	0	0	0	0	1	2	0	0	0	3	2	1	0	0	0	0
NFL TOTALS		**71**	**16**	**130**	**81**	**49**	**3**	**12**	**1.0**	**7.0**	**2**	**2**	**48**	**48T**	**1**	**5**	**3**	**1**	**0**	**0**	**37**	**27**	**10**	**1**	**1**	**0**	**0**

TAVIERRE THOMAS' NFL POSTSEASON DEFENSIVE STATISTICS

				TACKLES								INTERCEPTIONS					FUMBLES				ST					MISC	
DATE	TEAM	GP	GS	TK	S	A	TFL	YDS	SK	YDS	QBH	NO	YDS	LG	TD	PD	FF	FR	TD	YDS	TK	S	A	FF	FR	S	A
2020	Browns	2	0	1	1	0	0	0	0.0	0.0	0	0	0	0	0	0	0	0	0	0	3	1	2	0	0	0	0
NFL TOTALS		**2**	**0**	**1**	**1**	**0**	**0**	**0**	**0.0**	**0.0**	**0**	**0**	**0**	**0**	**0**	**0**	**0**	**0**	**0**	**0**	**3**	**1**	**2**	**0**	**0**	**0**	**0**

SINGLE-GAME HIGHS: DEFENSIVE

Total Tackles 11 at Jacksonville Jaguars, Dec 19, 2021
Solo Tackles 9 vs. Cincinnati Bengals, Sep 17, 2020
Sacks 1.0 at Baltimore Ravens, Sep 13, 2020
Passes Defensed 1 at Tennessee Titans, Dec 24, 2022
...4 more at 1.
Forced Fumbles 2 vs. Cleveland Browns, Dec 04, 2022
Fumble Recoveries 1 vs. Washington Football Team, Sep 27, 2020
Tackles For Loss 1 vs. Indianapolis Colts, Dec 05, 2021
...2 more at 1.
Interceptions 1 vs. Los Angeles Chargers, Dec 26, 2021
...1 more at 1.
Interception Return Yards 48 vs. Los Angeles Chargers, Dec 26, 2021
Special Teams Tackles 5 at Dallas Cowboys, Oct 04, 2020
Special Teams Forced Fumbles 1 at New York Giants, Dec 20, 2020
Special Teams Fumble Recoveries 1 at New England Patriots, Oct 27, 2019

SINGLE-GAME HIGHS - POSTSEASON: DEFENSIVE

Total Tackles 1 at Pittsburgh Steelers, Jan 10, 2021
Solo Tackles 1 at Pittsburgh Steelers, Jan 10, 2021
Special Teams Tackles 3 at Pittsburgh Steelers, Jan 10, 2021

2022 GAME-BY-GAME REGULAR-SEASON STATISTICS (TEXANS)

				TACKLES								INTERCEPTIONS					FUMBLES				ST					MISC			
W	DATE	OPPONENT	P/S	TK	S	A	SK	YDS	TFL	YDS	QBH	NO	YDS	LG	TD	PD	FF	FR	TD	YDS	TK	S	A	FF	FR	S	A	W/L	SCORE
01	09/11	Colts										RESERVE/INJURED																T	20-20
02	09/18	at Broncos										RESERVE/INJURED																L	9-16
03	09/25	at Bears										RESERVE/INJURED																L	20-23
04	10/02	Chargers										RESERVE/INJURED																L	24-34
05	10/09	at Jaguars										RESERVE/INJURED																W	13-6
07	10/23	at Raiders										RESERVE/INJURED																L	20-38
08	10/30	Titans										INJURED RESERVE - DESIGNATED FOR RETURN																L	10-17
09	11/03	Eagles	P	1	0	1	0.0	0.0	0	0	0	0	0	0	0	0	0	0	0	0	1	1	0	0	0	0	0	L	17-29
10	11/13	at Giants	P	3	1	2	0.0	0.0	0	0	0	0	0	0	0	0	0	0	0	0	0	0	0	0	0	0	0	L	16-24
11	11/20	Commanders	S	4	2	2	0.0	0.0	0	0	0	0	0	0	0	0	0	0	0	0	0	0	0	0	0	0	0	L	10-23
12	11/27	at Dolphins	S	4	4	0	0.0	0.0	0	0	0	0	0	0	0	0	0	0	0	0	0	0	0	0	0	0	0	L	15-30
13	12/04	Browns	S	4	1	3	0.0	0.0	0	0	0	0	0	0	0	0	2	0	0	0	1	1	0	0	0	0	0	L	14-27
14	12/11	at Cowboys	P	6	2	4	0.0	0.0	0	0	0	0	0	0	0	0	0	0	0	0	0	0	0	0	0	0	0	L	23-27
15	12/18	Chiefs	P	4	1	3	0.0	0.0	0	0	0	0	0	0	0	0	0	0	0	0	0	0	0	0	0	0	0	L	24-30+
16	12/24	at Titans	S	4	3	1	0.0	0.0	0	0	0	0	0	0	0	1	0	0	0	0	1	0	1	0	0	0	0	W	19-14
17	01/01	Jaguars	S	1	1	0	0.0	0.0	0	0	0	0	0	0	0	0	0	0	0	0	0	0	0	0	0	0	0	L	3-31
2022 TOTALS			**9-5**	**31**	**15**	**16**	**0.0**	**0.0**	**0**	**0**	**0**	**0**	**0**	**0**	**0**	**1**	**2**	**0**	**0**	**0**	**3**	**2**	**1**	**0**	**0**	**0**	**0**	**2-13-1**	

+ - Overtime

LAREMY TUNSIL

78

OFFENSIVE LINEMAN

Ht: 6-5 **Wt:** 313
DOB: 8/2/1994 **College:** Mississippi
Texans Season: 4 **NFL Season:** 7
Acquired: T-'19 (MIA)

TRANSACTIONS: Selected by the Miami Dolphins in the first round (13th overall) of the 2016 NFL Draft…Traded to the Houston Texans on Sept. 1, 2019…Signed a contract extension with the Texans on April 24, 2020...Placed on the Reserve/COVID-19 List on Aug. 13, 2021...Activated from the Reserve/COVID-19 List on Aug. 30, 2021...Placed on the Reserve/Injured List on Oct. 16, 2021.

HONORS:

- Pro Bowl selection (3x – 2019-20, 2022)
- 2016 PFWA All-Rookie Team

2022 (Houston 16/16):

- Currently owns the best pass blocking grade (90.9) among all linemen according to Pro Football Focus in the NFL
- Started all 16 games at left tackle
- Blocked for RB Dameon Pierce's 131-yard effort vs. the Los Angeles Chargers (10/2), the fourth-most rushing yards by a rookie in franchise history
- Paved the way for RB Dameon Pierce's 139-yard game vs. Philadelphia (11/3), a new career high for the rookie

2021 (Houston 5/5):

- Started all five games he played in at left tackle prior to being placed on the Reserve/Injured List
- Started in the season opener vs. Jacksonville (9/12) and helped the offense score 37 points, the highest Week 1 point total in franchise history
- Helped pave the way for an offense that averaged 6.4 yards per play vs. New England (10/10), the team's highest mark of the season

2020 (Houston 14/14):

- Earned Pro Bowl honors for the second-consecutive season after starting 14 games at left tackle for a team that recorded the highest passing yards per play in the NFL (8.31)
- Started at left tackle at Kansas City (9/10) in which the Texans rushed for 5.4 yards per attempt
- Blocked for QB Deshaun Watson at left tackle as Watson threw for 300 passing yards and two touchdowns vs. Minnesota (10/4)
- Started at left tackle vs. Jacksonville (10/11) and helped the Texans record 486 net yards and an average of 8.4 yards per play, which was the third-highest average in franchise history
- Blocked for QB Deshaun Watson at left tackle as Watson passed for 318 yards and four passing touchdowns at Detroit (11/26)
- Started at left tackle as part of an offensive line that helped the Texans offense average a franchise record 9.6 yards per play vs. Cincinnati (12/27)

2019 (Houston 14/14, 2/2):

- Named to his first career Pro Bowl after being acquired via trade just eight days prior to Week 1
- Started in his Texans debut at New Orleans (9/9) and helped pave the way for a 7.83 rushing average, the second-best mark in a single game in franchise history
- Started at left tackle in the Week 3 win over the L.A. Chargers (9/22) and helped protect QB Deshaun Watson's 351-yard, three-touchdown passing performance
- Played in every offensive snap at Indianapolis (10/20) as part of an offensive line that paved the way for 391 yards of total offense
- Played in every offensive snap in his fourth consecutive start at left tackle vs. Atlanta (10/6), protecting QB Deshaun Watson who completed 84.8 percent of his passes for 426 yards and five touchdowns
- Started at left tackle at Kansas City (10/13) as part of an offensive line that did not allow a sack on QB Deshaun Watson for the second-consecutive week, the first time the Texans had accomplished the feat since Weeks 1-2 of the 2014 season
- Started at left tackle vs. Indianapolis (11/21) and helped block for 396 total net yards of offense, the eighth time on the season the Texans posted more than 350 total net yards
- Started at left tackle in the Wild Card Round vs. Buffalo (1/4/20), his second career playoff game and helped pave the way for the third most rushing yards in a postseason game in franchise history (141)
- Started at left tackle in the Divisional Round at Kansas City (1/12/20) and helped the offense gain the most total net yards (442) and most net passing yards (348) in a postseason game in franchise history

2018 (Miami 15/15):

- Started in 15 games for the Dolphins, paving the way for a run game that averaged 4.68 yards per play, the ninth-best average in the league
- Paved the way for a season-high 541 net yards of total offense in the Week 6 win vs. Chicago (10/14), including 380 yards and three touchdowns passing and 161 yards

rushing on 31 carries (5.2 avg.)
- Blocked for an offense that produced 412 total net yards vs. New England (12/9) with 265 yards and three touchdowns passing and 161 yards and three touchdowns rushing

2017 (Miami 15/15):

- Started in 15 games at left tackle as part of an offensive line that ranked 10th in the league in sacks per pass attempt with 5.48 percent
- Blocked for RB Jay Ajayi's 122 yards at L.A. Chargers (9/17), which snapped the Chargers' streak of 17-straight games without allowing a 100-yard rusher
- Started at left tackle and blocked for RB Kenyan Drake's first-career 100-yard performance with 120 yards and one touchdown vs. Denver (12/3)
- Paved the way for 114 yards rushing from RB Kenyan Drake vs. New England (12/11), his second-consecutive 100-yard performance

2016 (Miami 14/14, 1/1):

- Started 14 games in his rookie season, 12 at left guard and two at left tackle, becoming the first player in Dolphins history to start at least one game at guard and tackle in his rookie season
- Allowed just 0.5 sacks in his 12 starts at left guard
- Part of an offensive line that helped RB Jay Ajayi eclipse the 1,000-yard rushing mark for the first time in his career, rushing the 1,272 yards, the third-best total in Dolphins history
- Paved the way for two straight 200-yard performances from RB Jay Ajayi with 204 yards vs. Pittsburgh (10/16) and 214 yards vs. Buffalo (10/23)

COLLEGE:

- Played three seasons (2013-15) at the University of Mississippi in Oxford, Miss., appearing in 29 games (26 starts) for the Rebels
- As a junior, helped the Rebels average 201.7 yards rushing and 514.0 total yards per game
- Earned second-team All-America and first-team All-SEC honors in back-to-back seasons (sophomore and junior)
- Played in 12 games (9 starts) as a true freshman and was named to the SEC All-Freshman team, earned freshman All-American honors and became only the second player in Ole Miss history to earn second-team All-SEC honors

PERSONAL:

- Attended Columbia (Fla.) High School, where he was a Class 6A All-State tackle and was ranked the fifth-best recruit in the nation by ESPN
- Son of Desiree Tunsil
- His brother, Alex Weber, was a wide receiver at Ole Miss

LAREMY TUNSIL'S NFL REGULAR SEASON STATISTICS

DATE	TEAM	GP	GS
2016	Dolphins	14	14
2017	Dolphins	15	15
2018	Dolphins	15	15
2019	Texans	14	14
2020	Texans	14	14
2021	Texans	5	5
2022	Texans	16	16
NFL TOTALS		93	93

LAREMY TUNSIL'S NFL POSTSEASON STATISTICS

DATE	TEAM	GP	GS
2016	Dolphins	1	1
2019	Texans	2	2
NFL TOTALS		3	3

2022 GAME-BY-GAME REGULAR-SEASON STATISTICS (TEXANS)

W	DATE	OPPONENT	P/S		W/L/T	SCORE
01	09/11	Colts	S		T	20-20
02	09/18	at Broncos	S		L	9-16
03	09/25	at Bears	S		L	20-23
04	10/02	Chargers	S		L	24-34
05	10/09	at Jaguars	S		W	13-6
07	10/23	at Raiders	S		L	20-38
08	10/30	Titans	S		L	10-17
09	11/03	Eagles	S		L	17-29
10	11/13	at Giants	S		L	16-24
11	11/20	Commanders	S		L	10-23
12	11/27	at Dolphins	S		L	15-30
13	12/04	Browns	S		L	14-27
14	12/11	at Cowboys	S		L	23-27
15	12/18	Chiefs	S		L	24-30+
16	12/24	at Titans	S		W	19-14
17	01/01	Jaguars	S		L	3-31
2022 TOTALS			**16-16**		**2-13-1**	

+ - Overtime

GARRET WALLOW

32 LINEBACKER

Ht: 6-2 **Wt:** 230
DOB: 1/25/1999 **College:** TCU
Texans Season: 2 **NFL Season:** 2
Acquired: D5b-'21

TRANSACTIONS: Selected by the Houston Texans with the 26th pick of the fifth round (170th overall) of the 2021 NFL Draft.

2022 (Houston 12/3):

- Has 10 tackles (four solo), one tackle for loss, one pass defensed and three special teams tackles (two solo) so far in the 2022 season

2021 (Houston 17/2):

- Played in all 17 games and made two starts, totaling 20 defensive tackles (13 solo), two tackles for loss, 1.0 sack, one quarterback hit and three special teams tackles (two solo)
- Made his NFL debut in the season opener vs. Jacksonville (9/12), appearing on special teams
- Recorded his first career tackle on special teams vs. Carolina (9/23)
- Logged a career-high two tackles (both solo) vs. Indianapolis (12/5)
- Tallied two tackles (both solo) and his first career tackle for loss vs. Seattle (12/12)
- Made his first career start and tied for the team lead with a career-high 11 tackles (six solo), also notching 1.0 sack, one quarterback hit and one tackle for loss at Jacksonville (12/19). Sacked QB Trevor Lawrence for a one-yard loss in the fourth quarter, his first career sack
- Logged four tackles (two solo) vs. the L.A. Chargers (12/26)

COLLEGE:

- Played four seasons (2017-20) at Texas Christian University in Fort Worth, Texas, where he appeared in 49 games over his collegiate career and totaled 295 tackles (177 solo), 32.5 tackles for loss, 9.5 sacks, five passes defensed, three forced fumbles and one interception
- Earned First Team All-Big 12 honors in 2020 after logging 90 total tackles (50 solo), which was the second most in the Big 12 on the year. Also contributed 9.0 tackles for loss, 3.0 sacks, three forced fumbles and five quarterback hits
- Ranked tied for ninth nationally at 10.4 tackles per game in 2019
- Made seven starts while seeing action in all 13 contests and placed third on the team with 72 tackles (46 solo) on the 2018 season
- Appeared in all 14 games as a true freshman and recorded eight total tackles on the season (four solo) while leading the team in special teams tackles with seven in 2017

PERSONAL:

- Attended John Curtis Christian School in New Orleans
- Totaled 67 stops, including a sack, with an interception and forced fumble his senior year
- Was named First Team All-State twice as a safety
- Lettered in basketball and also ran track as a senior at John Curtis, clocking personal bests in the 100 meters (11.30) and 400 meters (52.36)

GARRET WALLOW'S NFL REGULAR SEASON DEFENSIVE STATISTICS

				TACKLES								INTERCEPTIONS					FUMBLES				ST					MISC	
DATE	TEAM	GP	GS	TK	S	A	TFL	YDS	SK	YDS	QBH	NO	YDS	LG	TD	PD	FF	FR	TD	YDS	TK	S	A	FF	FR	S	A
2021	Texans	17	2	20	13	7	2	4	1.0	1.0	1	0	0	0	0	0	0	0	0	0	3	2	1	0	0	0	0
2022	Texans	12	3	10	4	6	1	3	0.0	0.0	0	0	0	0	0	1	0	0	0	0	3	2	1	0	0	0	0
NFL TOTALS		**29**	**5**	**30**	**17**	**13**	**3**	**7**	**1.0**	**1.0**	**1**	**0**	**0**	**0**	**0**	**1**	**0**	**0**	**0**	**0**	**6**	**4**	**2**	**0**	**0**	**0**	**0**

SINGLE-GAME HIGHS: DEFENSIVE

Total Tackles 11 at Jacksonville Jaguars, Dec 19, 2021
Solo Tackles 6 at Jacksonville Jaguars, Dec 19, 2021
Sacks 1.0 at Jacksonville Jaguars, Dec 19, 2021

Passes Defensed 1 at Jacksonville Jaguars, Oct 09, 2022
Tackles For Loss 1 vs. Philadelphia Eagles, Nov 03, 2022
...3 more at 1.
Special Teams Tackles 1 vs. Tennessee Titans, Oct 30, 2022
...5 more at 1.

2022 GAME-BY-GAME REGULAR-SEASON STATISTICS (TEXANS)

				TACKLES								INTERCEPTIONS					FUMBLES				ST					MISC			
W	DATE	OPPONENT	P/S	TK	S	A	SK	YDS	TFL	YDS	QBH	NO	YDS	LG	TD	PD	FF	FR	TD	YDS	TK	S	A	FF	FR	S	A	W/L	SCORE
01	09/11	Colts											INACTIVE															T	20-20
02	09/18	at Broncos											INACTIVE															L	9-16
03	09/25	at Bears	P	0	0	0	0.0	0.0	0	0	0	0	0	0	0	0	0	0	0	0	1	1	0	0	0	0	0	L	20-23
04	10/02	Chargers	P	3	0	3	0.0	0.0	0	0	0	0	0	0	0	0	0	0	0	0	0	0	0	0	0	0	0	L	24-34
05	10/09	at Jaguars	S	3	3	0	0.0	0.0	1	3	0	0	0	0	0	1	0	0	0	0	1	0	1	0	0	0	0	W	13-6
07	10/23	at Raiders	S	0	0	0	0.0	0.0	0	0	0	0	0	0	0	0	0	0	0	0	0	0	0	0	0	0	0	L	20-38
08	10/30	Titans	P	3	1	2	0.0	0.0	0	0	0	0	0	0	0	0	0	0	0	0	1	1	0	0	0	0	0	L	10-17
09	11/03	Eagles	S	1	0	1	0.0	0.0	0	0	0	0	0	0	0	0	0	0	0	0	0	0	0	0	0	0	0	L	17-29
10	11/13	at Giants	P	0	0	0	0.0	0.0	0	0	0	0	0	0	0	0	0	0	0	0	0	0	0	0	0	0	0	L	16-24
11	11/20	Commanders	P	0	0	0	0.0	0.0	0	0	0	0	0	0	0	0	0	0	0	0	0	0	0	0	0	0	0	L	10-23
12	11/27	at Dolphins											INACTIVE															L	15-30
13	12/04	Browns	P	0	0	0	0.0	0.0	0	0	0	0	0	0	0	0	0	0	0	0	0	0	0	0	0	0	0	L	14-27
14	12/11	at Cowboys	P	0	0	0	0.0	0.0	0	0	0	0	0	0	0	0	0	0	0	0	0	0	0	0	0	0	0	L	23-27
15	12/18	Chiefs											INACTIVE															L	24-30+
16	12/24	at Titans	P	0	0	0	0.0	0.0	0	0	0	0	0	0	0	0	0	0	0	0	0	0	0	0	0	0	0	W	19-14
17	01/01	Jaguars	P	0	0	0	0.0	0.0	0	0	0	0	0	0	0	0	0	0	0	0	0	0	0	0	0	0	0	L	3-31
2022 TOTALS			**12-3**	**10**	**4**	**6**	**0.0**	**0.0**	**1**	**3**	**0**	**0**	**0**	**0**	**0**	**1**	**0**	**0**	**0**	**0**	**3**	**2**	**1**	**0**	**0**	**0**	**0**	**2-13-1**	

+ - Overtime

JON WEEKS

46

LONG SNAPPER

Ht: 5-10 **Wt:** 242
DOB: 2/17/1986 **College:** Baylor
Texans Season: 13 **NFL Season:** 13
Acquired: FA-'10

TRANSACTIONS: Signed by the Houston Texans as a free agent on April 28, 2010...Re-signed with the Texans on March 5, 2012...Signed a contract extension with the Texans on Sept. 7, 2015…Re-signed with the Texans on March 21, 2020...Released by the Texans on Sept. 5, 2020…Signed by the Texans on Sept. 7, 2020...Re-signed by the Texans on March 29, 2021...Re-signed with the Texans on March 1, 2022.

CAREER:

- Named to the 2015 Pro Bowl
- Signed by the Texans during the 2010 offseason and made the roster out of training camp
- Has handled every extra point, field goal and punt snaps and has contributed with 39 special teams tackles over 13 seasons with the team
- Holds the record for the most games played in Texans franchise history (209), having played in every game since 2010
- Owns a streak of 209 consecutive regular season games played, the longest streak in Texans history and the NFL's third-longest active streak
- The only Texan to play in every postseason game in team history
- One of only 10 players across the NFL to play in every game of the 2010s decade

2022 (Houston 16/0):

- Has appeared in all 16 games of the season, totaling six special teams tackles (one solo) and reached his 200th consecutive career game vs. Tennessee (10/30)
- Led the team with three assisted special team tackles at Denver (9/18)

2021 (Houston 17/0):

- Played in all 17 games for the Texans, extending his franchise record of both consecutive and total games played with 193 appearances
- Logged a season-high 13 special teams snaps in the season opener vs. Jacksonville (9/12)
- Made his first special teams tackle of the season at Indianapolis (10/17)
- Handled the snap for K Ka'imi Fairbairn's franchise-record 61-yard field goal vs. Seattle (12/12)
- Posted his second special teams tackle of the season at San Francisco (1/2/22)

2020 (Houston 16/0):

- Snapped for every punt and kick in 16 regular season games (126 total snaps)
- Appeared in the season opener at Kansas City (9/10)
- Notched his first special teams tackle of the season at Pittsburgh (9/27)
- Tied Andre Johnson for the most games played in franchise history (169) at Cleveland (11/15)
- Set the record for the most games played in Texans franchise history (170) vs. New England (11/22)
- Handled eight total kicks vs. Tennessee (1/3/21)

2019 (Houston 16/0, 2/0):

- Snapped for every punt and kick in 16 regular season games and two postseason contests
- Handled nine total kicks in the Wild Card Round vs. Buffalo (1/4/20), including the game-winning field goal in overtime
- Handled 10 total kicks including six punts, three field goals and one extra point at Tampa Bay (12/21)
- Snapped for 10 total kicks, including seven punts, two field goals and one extra point vs. Jacksonville (9/25)

2018 (Houston 16/0, 1/0):

- Snapped on all punts and kicks in all 16 games, helping K Ka'imi Fairbairn score 150 points, the most points in a single season in franchise history
- Handled Fairbairn's 37 made field goals, which set a single-season franchise record
- Set a new Texans franchise record by playing in his 129th consecutive game (2010-18), passing K Kris Brown (123 straight games from 2002-09)

2017 (Houston 16/0):

- Served as long snapper on extra points, field goals and punts in all 16 regular season games
- Notched a special teams tackle at Cincinnati (9/14)
- Played in his 115th straight game at New England (9/24), passing Chester Pitts for the second-longest streak in Texans history
- Handled seven extra points, three field goals and two punts vs. Tennessee (10/1)
- Handled five punts, five extra points and one field goal at Seattle (10/29)
- Recorded his second special teams tackle of the season vs. Indianapolis (11/5)
- Handled three field goal attempts, one extra point attempt and four punts at Baltimore (11/27)

- Notched two special teams tackles vs. Pittsburgh (12/25)

2016 (Houston 16/0, 2/0):

- Served as long snapper on extra points, field goals and punts in all 16 regular season games and both postseason contests
- Helped K Nick Novak set the franchise single-season record with 35 made field goals
- Played in the 100th regular season game of his career vs. Tennessee (10/2)
- Logged special teams tackles at New England (9/22) and vs. Tennessee (10/2)

2015 (Houston 16/0, 1/0):

- Named to his first Pro Bowl
- Served as long snapper on extra points, field goal and punts in all 16 games
- Notched a career-high eight special teams tackles
- Recovered a fumble on a punt return by Titans WR Harry Douglas in the first quarter at Tennessee (12/27). RB Alfred Blue forced the fumble on the play, which led to a 22-yard field goal by K Nick Novak
- Served as the long snapper in Wild Card Game vs. Kansas City (1/9/16), his fifth career postseason game

2014 (Houston 16/0):

- Served as long snapper on extra points, field goal and punts in all 16 games
- Made a special teams tackle at N.Y. Giants (9/21)
- Recorded a special teams tackle at Dallas (10/5)

2013 (Houston 16/0):

- Saw action on special teams in all 16 games and made a career-high six special teams tackles

2012 (Houston 16/0, 2/0):

- Served as long snapper on extra points, field goal and punts in all 16 games plus both playoff games
- Helped K Shayne Graham set the team scoring record with 138 points
- Helped P Donnie Jones set the team punting record with a net average of 40.5 yards
- Recorded a special teams tackle at Denver (9/30)

2011 (Houston 16/0, 2/0):

- Served as long snapper on extra points, field goal and punts for all 16 games of the season
- Helped K Neil Rackers set then-team records for field goals made (32) and points in a season (135)
- Made his postseason debut and saw action on special teams in AFC Wild Card Playoff vs. Cincinnati (1/7/12)

2010 (Houston 16/0):

- Served as long snapper on extra points, field goal and punts in all 16 contests
- Efforts helped K Neil Rackers convert 27-of-30 field goal attempts and 43-of-43 extra point opportunities
- Made his professional debut long snapping in the season opener vs. Indianapolis (9/12)
- Snapped on punt and field goal attempts at Washington (9/19) including Rackers' game-winning 35-yard field goal
- Contributed to Rackers hitting all three field goal attempts including a career long of 57 yards at Denver (12/26)

COLLEGE:

- Played four seasons (2004-07) at Baylor University in Waco, Texas
- Originally attended Baylor as an invited walk-on
- Earned a scholarship after his freshman season
- Was discovered at a special teams camp by the Baylor special teams coach
- Snapped for two-time Ray Guy Award winner Daniel Sepulveda
- Handled the long-snapping chores for Baylor from 2004-07 and earned four varsity letters

PERSONAL:

- Was in training to be an EMT when called by the Texans for a tryout
- An all-region offensive and defensive lineman for Mountain Ridge High School in Glendale, Ariz.
- Two-way player of the year selection
- Friday Night Fever Defensive Line Player of the Year
- Received the Curley Culp Award as Arizona's best defensive lineman
- Mountain Ridge recorded four straight winning records during his prep career and captured regional titles in both 2000 and 2002
- Mountain Lions went 24-2 during Weeks' last two seasons, which included a 14-1 mark and a state semifinal appearance as a junior in 2002

JON WEEKS' NFL REGULAR SEASON SPECIAL TEAMS STATISTICS

DATE	TEAM	GP	GS	TK	S	A	FF	FR
2010	Texans	16	0	3	1	2	0	0
2011	Texans	16	0	0	0	0	0	0
2012	Texans	16	0	2	0	2	0	0
2013	Texans	16	0	6	2	4	0	0
2014	Texans	16	0	2	2	0	0	0
2015	Texans	16	0	8	6	2	0	1
2016	Texans	16	0	2	2	0	0	0
2017	Texans	16	0	4	1	3	0	0
2018	Texans	16	0	1	0	1	0	0
2019	Texans	16	0	2	0	2	0	0
2020	Texans	16	0	1	1	0	0	0
2021	Texans	17	0	2	1	1	0	0
2022	Texans	16	0	6	1	5	0	0
NFL TOTALS		209	0	39	17	22	0	1

JON WEEKS' NFL POSTSEASON SPECIAL TEAMS STATISTICS

DATE	TEAM	GP	GS	TK	S	A	FF	FR
2011	Texans	2	0	1	1	0	0	0
2012	Texans	2	0	0	0	0	0	0
2015	Texans	1	0	0	0	0	0	0
2016	Texans	2	0	0	0	0	0	0
2018	Texans	1	0	0	0	0	0	0
2019	Texans	2	0	0	0	0	0	0
NFL TOTALS		10	0	1	1	0	0	0

2019 GAME-BY-GAME POSTSEASON STATISTICS (TEXANS)

W	DATE	OPPONENT		W/L	SCORE
01	01/04	Bills	P	W	22-19+
02	01/12	at Chiefs	P	L	31-51
2019 TOTALS			2	1-1	

+ - Overtime

2022 GAME-BY-GAME REGULAR-SEASON STATISTICS (TEXANS)

				TACKLES								INTERCEPTIONS					FUMBLES				ST					MISC			
W	DATE	OPPONENT	P/S	TK	S	A	SK	YDS	TFL	YDS	QBH	NO	YDS	LG	TD	PD	FF	FR	TD	YDS	TK	S	A	FF	FR	S	A	W/L	SCORE
01	09/11	Colts	P	0	0	0	0.0	0.0	0	0	0	0	0	0	0	0	0	0	0	0	0	0	0	0	0	0	0	T	20-20
02	09/18	at Broncos	P	0	0	0	0.0	0.0	0	0	0	0	0	0	0	0	0	0	0	0	3	0	3	0	0	0	0	L	9-16
03	09/25	at Bears	P	0	0	0	0.0	0.0	0	0	0	0	0	0	0	0	0	0	0	0	0	0	0	0	0	0	0	L	20-23
04	10/02	Chargers	P	0	0	0	0.0	0.0	0	0	0	0	0	0	0	0	0	0	0	0	0	0	0	0	0	0	0	L	24-34
05	10/09	at Jaguars	P	0	0	0	0.0	0.0	0	0	0	0	0	0	0	0	0	0	0	0	0	0	0	0	0	0	0	W	13-6
07	10/23	at Raiders	P	0	0	0	0.0	0.0	0	0	0	0	0	0	0	0	0	0	0	0	0	0	0	0	0	0	0	L	20-38
08	10/30	Titans	P	0	0	0	0.0	0.0	0	0	0	0	0	0	0	0	0	0	0	0	1	0	1	0	0	0	0	L	10-17
09	11/03	Eagles	P	0	0	0	0.0	0.0	0	0	0	0	0	0	0	0	0	0	0	0	0	0	0	0	0	0	0	L	17-29
10	11/13	at Giants	P	0	0	0	0.0	0.0	0	0	0	0	0	0	0	0	0	0	0	0	0	0	0	0	0	0	0	L	16-24
11	11/20	Commanders	P	0	0	0	0.0	0.0	0	0	0	0	0	0	0	0	0	0	0	0	1	1	0	0	0	0	0	L	10-23
12	11/27	at Dolphins	P	0	0	0	0.0	0.0	0	0	0	0	0	0	0	0	0	0	0	0	0	0	0	0	0	0	0	L	15-30
13	12/04	Browns	P	0	0	0	0.0	0.0	0	0	0	0	0	0	0	0	0	0	0	0	0	0	0	0	0	0	0	L	14-27
14	12/11	at Cowboys	P	0	0	0	0.0	0.0	0	0	0	0	0	0	0	0	0	0	0	0	0	0	0	0	0	0	0	L	23-27
15	12/18	Chiefs	P	0	0	0	0.0	0.0	0	0	0	0	0	0	0	0	0	0	0	0	0	0	0	0	0	0	0	L	24-30+
16	12/24	at Titans	P	0	0	0	0.0	0.0	0	0	0	0	0	0	0	0	0	0	0	0	0	0	0	0	0	0	0	W	19-14
17	01/01	Jaguars	P	0	0	0	0.0	0.0	0	0	0	0	0	0	0	0	0	0	0	0	1	0	1	0	0	0	0	L	3-31
2022 TOTALS			16-0	0	0	0	0.0	0.0	0	0	0	0	0	0	0	0	0	0	0	0	6	1	5	0	0	0	0	2-13-1	

+ - Overtime