



HOUSTON
TEXANS



WEEK 10

HOUSTON TEXANS vs NEW YORK GIANTS

SUNDAY, NOVEMBER 13, 2022 | METLIFE STADIUM



Sunday, November 13, 2022 • 12:00 p.m. CT

MetLife Stadium • East Rutherford, New Jersey



HOUSTON TEXANS (1-6-1) vs NEW YORK GIANTS (6-2)



GAME PREVIEW

The Houston Texans will travel to the New York Giants for the first time since 2014 in their Week 10 matchup scheduled for Noon CT.

In Week 9, RB **Dameon Pierce** rushed for a career high 139 yards against the Eagles, which was the third-most single-game output by a Texans rookie in franchise history. The first-year back paces all NFL rookies in rush attempts (148), rushing yards (678), rushing long (75) and first down rushes (40). Pierce also joined RB Arian Foster and RB Carlos Hyde as the only three players to have rushed for over 650 yards in the first nine weeks of the season in franchise history. QB **Davis Mills** threw for two first-half touchdowns in Week 9, one of which he threw to TE **Teagan Quitoriano** for his first career score, making him the third player in franchise history to score a touchdown on their first career reception (WR Derick Armstrong - 2003, WR Jaelen Strong - 2015). Additionally, WR **Phillip Dorsett** tallied a team-leading 69 receiving yards, which was the third-most in his career and most since Sept. 8, 2019.

The defense posted their fifth multi-sack game of the season against the Eagles, with DL **Jerry Hughes** leading the way with 2.0 sacks. Hughes posted his third multi-sack game of the season which is tied for second-most in the NFL. DB **Steven Nelson** also added a sack to the team's total by bringing down QB Jalen Hurts for his first career sack.

Following the game with the Giants, the Texans will host the Washington Commanders at NRG Stadium, ending their three-game stretch of playing NFC East teams.

BROADCAST INFORMATION

©CBS SPORTS NATIONAL TELEVISION: AMAZON PRIME

Ian Eagle Play-By-Play
Charles Davis Color Analyst
Evan Washburn Sideline



LOCAL RADIO: SportsRadio610 (610 AM, 100.3 FM)

Marc Vandermeer Play-By-Play
Andre Ware Color Analyst
John Harris Sideline



SPANISH RADIO: Mega 101 FM (101.1 FM)

Enrique Vasquez Play-By-Play
Gustavo Rangel Color Analyst

2022 SCHEDULE

Day	Date	Opponent	TV/Result	Time/Result
Sunday	Sept. 11	INDIANAPOLIS COLTS	T	20-20 OT
Sunday	Sept. 18	at Denver Broncos	L	16-9
Sunday	Sept. 25	at Chicago Bears	L	23-20
Sunday	Oct. 2	LOS ANGELES CHARGERS	L	34-24
Sunday	Oct. 9	at Jacksonville Jaguars	W	13-6
		BYE		
Sunday	Oct. 23	at Las Vegas Raiders	L	38-20
Sunday	Oct. 30	TENNESSEE TITANS	L	17-10
Thursday	Nov. 3	PHILADELPHIA EAGLES	L	29-17
Sunday	Nov. 13	at New York Giants	CBS	Noon
Sunday	Nov. 20	WASHINGTON COMMANDERS	FOX	Noon
Sunday	Nov. 27	at Miami Dolphins	CBS	Noon
Sunday	Dec. 4	CLEVELAND BROWNS	CBS	Noon
Sunday	Dec. 11	at Dallas Cowboys	FOX	Noon
Sunday	Dec. 18	KANSAS CITY CHIEFS	CBS	Noon
Saturday	Dec. 24	at Tennessee Titans	CBS	Noon
Sunday	Jan. 1	JACKSONVILLE JAGUARS	CBS	Noon
Sat/Sun	Jan. 7/8	at Indianapolis Colts	TBD	TBD

All kickoff times are Central; Home Games in **BOLD**
All games are broadcast live on Texans Radio on SportsRadio610,
100.3 The Bull and in Spanish on Mega 101 FM.

TABLE OF CONTENTS

Game Information.....	2
Media Services & Schedule	3
Media Policy.....	4
Texans Care	5
By The Numbers.....	6-7
Offensive & Defensive Stats.....	8-9
Team Notes	10-19
The Coaches.....	20-22
Texans-Giants Matchup Information & Connections	23-25
Player Quick Notes.....	26-32
2022 NFL Standings	33
2022 Texans Transactions	34-35
Texans Rosters & Unofficial Depth Chart.....	36-41
2021 Texans Starters & Participation.....	42-43
2021 Miscellaneous Stats	44-65
2022 Game Summaries	66-91
Texans Bios	92-230



HOUSTON TEXANS ON NFL OMG

The Texans' media website is www.NFLOMG.com. Please follow the link and click on the Texans logo to access the team's page. It is an easy-to-use, one-stop shop for all media needs and information regarding the Texans.

For customized access to the NFL OMG site, please utilize your email address as your username and "TexansMedia" as your password. If you have any issues accessing the site, please contact **Tim Wiemann** at tim.wiemann@houstontexans.com or 847-452-6617. For generic access, please utilize the username "HoustonTexans" and password "TexansMedia".

The Texans' interactive site will contain the complete 2022 Media Guide, all weekly game releases, player bios and rosters, Texans staff information and bios, weekly flip cards, a game tracker, all Texans team and individual records and statistics, Texans historical information, daily press releases, transcripts and much more.

The game releases are updated weekly during the season and available in a PDF format. Team notes, player bios, team and individual records, miscellaneous stats and game summaries are updated following each game and posted on the site.

In an effort to significantly reduce paper waste at NRG Stadium, the Texans will digitally provide live statistics, updated player notes, postgame quotes and more during the 2022 season.

NFLOMG.COM

Username: (your email address)

Password: TexansMedia

HOUSTONTEXANS.COM

Fans can access coverage on www.HoustonTexans.com throughout the season on Texans TV. The Texans stream live video of press conferences as well as game highlights, interviews, in-depth team features, community recaps, NFL Network footage and much more.

HOUSTON TEXANS FTP FOOTAGE

The Texans regularly distribute press conference footage and b-roll packages via Dropbox. If you would like to be added to the distribution list, members of which receive emails when new content is uploaded, please contact **Tim Wiemann** at tim.wiemann@houstontexans.com.

TRANSCRIPTS

The Texans communications staff sends out transcripts of press conferences, open locker room interviews and postgame interviews throughout the season. To be added to the Texans email list, please contact **Rachel Richards** at rachel.richards@houstontexans.com. All transcripts will also be posted on the Houston Texans NFL OMG website at www.NFLOMG.com.

TEXANS PR ON TWITTER

For up-to-the-second news, press releases, transcripts, game information, bios, notes and a variety of other information on the Houston Texans, follow the Texans PR Department on Twitter: [@TexansPR](https://twitter.com/TexansPR).

WEEKLY MEDIA SCHEDULE

WEDNESDAY, NOVEMBER 9

9 a.m. Practice
11 a.m. Head Coach Lovie Smith media availability in the media workroom
11:15 a.m. QB Davis Mills media availability in the media workroom
12:45 p.m. Texans Players media availability in open locker room

THURSDAY, NOVEMBER 10

9 a.m. Practice
11 a.m. Offensive Coordinator Pep Hamilton, Defensive Line Coach Jacques Cesaire and Special Teams Coordinator Frank Ross media availability in the media workroom
12:30 p.m. Texans Players media availability in open locker room

FRIDAY, NOVEMBER 11

9 a.m. Practice
10:30 a.m. Head Coach Lovie Smith media availability in the media workroom
10:45 a.m. Texans Players media availability in open locker room

SATURDAY, NOVEMBER 12

Travel Day . No Availability

SUNDAY, NOVEMBER 13

12 p.m. Houston Texans at New York Giants (MetLife Stadium)
Postgame Head Coach Lovie Smith & Texans Players available in team auditorium and open locker room

**Media will be able to watch and shoot the first 30 minutes of practice*

TEXANS COMMUNICATIONS STAFF



Omar Majzoub
Director of
Communications



Lindsey Fox
Business & Internal
Communications
Manager



Evert Geerlings
Football
Communications
Manager



Jack Holmes
Communications
Intern



Rachel Richards
Communications
Intern



Tim Wiemann
Communications
Intern

CONTACTING THE TEXANS COMMUNICATIONS STAFF

Staff Member	Email	Phone
Omar Majzoub	omar.majzoub@houstontexans.com	281-900-5708
Lindsey Fox	lindsey.fox@houstontexans.com	346-646-2599
Evert Geerlings	evert.geerlings@houstontexans.com	346-455-7742
Jack Holmes	jack.holmes@houstontexans.com	281-760-7657
Rachel Richards	rachel.richards@houstontexans.com	717-480-2788
Tim Wiemann	tim.wiemann@houstontexans.com	847-452-6617



In accordance with NFL guidelines, the Houston Texans have implemented the below rules and regulations to accommodate media access. The Texans PR staff will communicate the schedule for practices and media availabilities via email. If you have any questions about the policy outlined below, please contact Omar Majzoub at omar.majzoub@houstontexans.com.

MEDIA AVAILABILITY:

- Head Coach Lovie Smith is available at the podium on Monday, Wednesday, Friday and Postgame.
- Offensive Coordinator Pep Hamilton and a rotation of defensive coaches are available on Thursday.
- Primary Assistant Coaches are available every other Thursday and upon request.
- Texans players are available on Tuesday, Wednesday, Thursday, Friday and Postgame. Open Locker Room is on Wednesday, Thursday, Friday and Postgame while select players are at the podium.

INTERVIEW REQUESTS:

- All interview requests for Houston Texans, executives, coaches and players should go through the Texans communications department. Members of the Texans organization, including players, should not be contacted directly for interview requests.
- Please give Evert Geerlings (evert.geerlings@houstontexans.com) at least a 24-hour notice for any 1-on-1 interview requests. Players who did not fully participate in practices or games will not be available for interviews.
- Interview requests for General Manager Nick Caserio and Head Coach Lovie Smith should be directed to Omar Majzoub at omar.majzoub@houstontexans.com.

ACCESS TO NRG PARK:

- The Texans communications staff will work with approved media to determine which players will be made available and send weekly availability schedules via email.
- Media will park in the Teal Lot on Murworth Dr. There is no parking pass required. Approved media will be on a security list.
- The media entrance and media will call at NRG Stadium is on the west side of the stadium at the corner of Kirby Drive and Murworth Drive.
- After practice, media has access to NRG Stadium as a working space with available bathrooms and WiFi.

REPORTING / SHOOTING / SOCIAL MEDIA:

- Practices are expected to start at 9 a.m. during the regular season and media will view the first 30 minutes.
- Media are permitted to shoot video and still photography of practice during designated shooting portions, which will be announced by a member of the Texans communications staff.
- Tweeting is also permitted during the designated shooting portions of practice but all media must follow the reporting / social media rules set forth by the team.
- Broadcasting live, including social media (Facebook Live, Instagram Live, etc.), is not permitted during practice. Additionally, media members are not permitted to take phone calls.
- Media members may only report on what is being viewed on the designated practice fields.
- Tweeting/reporting of non-strategy events & exceptional plays is allowed during practice
- A member of the Texans communications staff will be in the designated media areas to help answer questions.

POOL SERVICES:

- To get added to the Texans general email distribution list for media, which includes weekly schedules, transactions and more, please contact Tim Wiemann at tim.wiemann@houstontexans.com.
- The Texans will provide pool video and press conference footage within a reasonable timeframe. Please email Tim Wiemann at tim.wiemann@houstontexans.com to be added to the distribution list.
- The Texans will transcribe all podium availabilities and send them via email. Please email Rachel Richards at rachel.richards@houstontexans.com to be added to the distribution list.

OPEN LOCKER ROOM:

- Open locker room sessions may not be broadcast live, including on social media (Facebook Live, Instagram Live, etc.), by an individual or media outlet. Additionally, still photos are not permitted in the locker room.
- Signs, notes and other personal items posted around the locker room and inside of or at player's lockers may not be photographed, videotaped or reported on
- Videographers must shoot tight shots of players conducting interviews at their lockers and shooting is only allowed when a player is engaged in an interview
- Please wait for players to be dressed before approaching for interviews and make sure they are standing with their back to their locker during an interview unless otherwise permitted
- Work with a member of the Texans PR staff to ensure the locker room is a comfortable environment for all.

CREDENTIALS:

- The 2022 credential application is available online. The deadline for requesting single-game passes is Tuesday by 5 p.m. CT the week of each home game.
- If you are a regular member of the Houston media who would like to cover the Texans on the road, submit your request for credentials and parking passes to Omar Majzoub at omar.majzoub@houstontexans.com.
- For more gameday information regarding cover the Texans during the 2022 season, please contact Lindsey Fox at lindsey.fox@houstontexans.com.

TOPICS TO AVOID:

- Potential severity of an injury until it's addressed by Head Coach Lovie Smith.
- Game strategy – formations, plays, substitution packages, game plan, etc.
- Which players are practicing with individual units (first-team, second-team, goal line, nickel, etc.).
- Conversations that take place on field between players, coaches and/or staff.
- Players who line up in positions different from the one listed on the current roster.

VIOLATIONS:

- All media who cover the Houston Texans must comply with the media policy in order to be credentialed for games or practices during the 2022 season.
- Texans PR will issue a formal, written notice to media members each time there is a violation of the policy.
- Any violation of the Texans media policy could result in disciplinary action, including but not limited to:
 - Limited or No Open Locker Room Access
 - Limited or No Gameday/Practice Access
 - Suspension of 2022 Credential



TEXANS AND OPERATION FINALLY HOME GRANT FAMILY A NEW HOME



On Nov. 4, U.S. Army SPC Fernando Del Pozo Jr. and his family received the keys to their newly completed, mortgage-free home in Jordan Ranch in Fulshear, Texas.

Operation Finally Home, along with Highland Homes, the Houston Texans, USAA, Greater Houston Builders Association (GHBA), and Johnson Development partnered to provide the custom-built home. Representatives from each organization welcomed the Del Pozo family to their new home, along with contractors, suppliers, donors, new neighbors and other guests.

The Del Pozo family was escorted to their new home by the Patriot Guard Riders and Lee Kirgan, Vice President at Operation Finally Home, where guests, neighbors and officials welcomed them. The Del Pozo family was surprised when they arrived at the homesite and were met by the Texans Cheerleaders, TORO and Texans Legend Moran Norris. Highland Homes executives also broke the news that the family has already been selected to receive a new, mortgage-free home. A dedication ceremony and ribbon-cutting followed.

On Aug. 5, guests left inspiring notes on the studs of the home during a Notes of Love event for the Del Pozo family.

TEXANS VISIT TO VA HOSPITAL



Ahead of Veteran's Day, Texans WR **Chris Moore**, WR **Jalen Camp**, QB **Jeff Driskel**, and DL **Adedayo Odeleye** visited the VA Hospital to spend time with proud veterans.



QUICK HITS

8

Rookies started for the Texans in Week 8 vs. Tennessee, a franchise-record that surpassed the previous high of six rookies which was done three different times in 2002

302

Passing yards by QB **Davis Mills** in Week 7 at Las Vegas Raiders, his highest single-game passing yards this year

4,014

Passing yards reached by QB **Davis Mills** on his 19th career game in Week 7 at Las Vegas Raiders, becoming just the fourth quarterback in franchise history to surpass 4,000 yards

26

Broken tackles recorded by RB **Dameon Pierce** in the first nine weeks of the season, the most by any player in the NFL this season

75

Yard rushing touchdown by RB **Dameon Pierce** in Week 4 vs. the Los Angeles Chargers (10/2), the third-longest rushing touchdown in Texans history and the second touchdown of his career

678

Total rushing yards for RB **Dameon Pierce** through Week 9, the sixth most in the NFL and most by a rookie running back this season

58

Yard reception by WR **Nico Collins** in Week 4 vs. Los Angeles Chargers (10/2), the longest reception of his career

5

Players in Texans history to record a receiving touchdown in their first career game, most recently rookie TE **Teagan Quitoriano** when his first career reception went for a score vs. Philadelphia (11/3)

22

Yard touchdown catch by TE **O.J. Howard** in his Texans debut vs. Indianapolis (9/11), becoming the third player in franchise history with two touchdown catches in Week 1

6

Points allowed by the defense in a 13-6 victory over Jacksonville (10/9), the first time the Texans have held the opponent to single-digits since 2019

7.0

Sacks for DL **Jerry Hughes** through Weeks 1-9, a team-high and just 3.0 sacks away from his season-best (reached in 2013 and 2014 with Buffalo)

0

Touchdowns allowed in coverage by DB **Derek Stingley Jr.** so far this season

11

Total tackles by rookie DB **Jalen Pitre** in Week 1 vs. Indianapolis (9/11), the second-most among rookies making their Texans debut

68

Tackles by DB **Jonathan Owens** so far in the 2022 season, which is the most by a Texans DB though the first nine weeks in franchise history

201

Consecutive games played by LS **Jon Weeks**, the third-longest active games-played streak in the NFL



TEXANS ROSTER QUICK FACTS

Oldest: LS **Jon Weeks** (36, born 2/7/86)

Youngest: DB **Derek Stingley Jr.** (21, born 6/20/01)

Tallest: OL **Charlie Heck** (6-8)

Shortest: RB **Rex Burkhead**, WR **Brandin Cooks**, WR **Phillip Dorsett**, DB **Desmond King II**, RB **Dameon Pierce**, LS **Jon Weeks** (5-10)

Heaviest: OL **Kenyon Green** (323 lbs)

Lightest: WR **Brandin Cooks**, K **Ka'imi Fairbairn** (183 lbs)

Most NFL Seasons: LS **Jon Weeks**, DL **Jerry Hughes** (13)

State that produced the most Texans: Texas – 5 (RB **Rex Burkhead**, OL **Kenyon Green**, DL **Jerry Hughes**, LB **Ogbonnia Okoronkwo**, DB **Jalen Pitre**)

College(s) that produced the most Texans: 3 – Iowa (LB **Christian Kirksey**, DB **Desmond King II**, DL **Jaleel Johnson**) Oregon State (WR **Brandin Cooks**, DB **Steven Nelson**, TE **Teagan Quitoriano**)

Texans with relatives in professional sports: 3 – FB **Troy Hairston** (father, Troy Sr., spent time with the Philadelphia Phillies organization), OL **Charlie Heck** (father, Andy, is an OL coach for the Kansas City Chiefs), RB **Dare Ogunbowale** (sister, Arike, plays for the WNBA Dallas Wings)



QB DAVIS MILLS

680 yards away from 5,000 career passing yards and four touchdowns away from 30 career passing touchdowns.

RB DAMEON PIERCE

Averaging 84 rush yards per game and is on pace to surpass 1,400 yards his rookie season. Only 14 NFL rookies since 1970 have surpassed 1,400 rushing yards their first season (Last - Cowboys RB Ezekiel Elliot with 1,631 rushing yards in 2016).

Is on pace to pass 1,000 rushing yards in 12 games. Only five players in Texans history have rushed for over 1,000 in a season, including Arian Foster, Carlos Hyde, Domanick Williams, Lamar Miller, and Steve Slaton.

RB REX BURKHEAD

91 yards away from 2,000 career rushing yards and 39 yards away from 1,500 career receiving yards. If he passes both of those milestones this season, he would join just 12 other active players in the NFL to accomplish that feat.



WR BRANDIN COOKS

One touchdown away from 50 career touchdowns (47 receiving touchdowns and 2 rushing touchdowns).

459 yards away from 3,000 receiving yards with the Texans and 569 yards away from passing WR Will Fuller (3,110) for fifth all-time in receiving yards in franchise history.

81 scrimmage yards away from passing RB Steve Slaton for 10th all-time in total scrimmage yards in franchise history.

WR NICO COLLINS

249 yards away from 1,000 career receiving yards in just his second NFL season. Only four other wide receivers in franchise history have passed 1,000 receiving yards in just their second year (Andre Johnson, DeAndre Hopkins, Owen Daniels, Will Fuller).

WR PHILLIP DORSETT

121 yards away from 2,000 career receiving yards.

WR CHRIS MOORE

91 yards away from 1,000 career receiving yards.

TE JORDAN AKINS

72 yards away from passing Ryan Griffin (1,491) as the tight end with the second-most yards in franchise history.

TE O.J. HOWARD

153 receiving yards away from 2,000 career receiving yards.

DL MALIEK COLLINS

10 tackles away from 150 total tackles and four quarterback hits away from 100 career quarterback hits.

DL JERRY HUGHES

3.0 sacks away from a single season-high 10.0 sacks, which he accomplished in 2013 and 2014 with the Bills

5.0 sacks away from 70.0 career sacks.

LB CHRISTIAN KIRKSEY

10 tackles away from 700 career tackles

DB STEVEN NELSON

31 tackles away from 400 career total tackles and one interception away from 10 career interceptions.

DB TREMON SMITH

43 yards away from moving into ninth place all-time in kick return yardage in franchise history.

DB JONATHAN OWENS

With 84 total tackles over eight games in the NFL, Owens is on pace to record over 160 total tackles this season. Only one player in Texans history has recorded over 160 tackles in a single season (Zach Cunningham recorded 163 tackles in 2020).

DB JALEN PITRE

With 57 total tackles over eight games in the NFL, Pitre is on track to breaking Zach Cunningham's single-season tackle record by a Texans rookie (82 tackles in 2017). He just needs 25 more tackles in the remaining 9 games of the 2022 season to break the record.

Four interceptions away from surpassing the rookie interception record set by Dunta Robinson (6) in 2004.

DB DESMOND KING II

Two interceptions away from reaching 10 career interceptions.

K KA'IMI FAIRBAIRN

17 field goals away from passing 150 career field goals made and 32 points away from 600 career points. There are only 15 active kickers who reached over 150 field goals made in their careers.

P CAMERON JOHNSTON

Currently has a 47.1 gross punting average, which is the tied for the eight-highest average among all punters since 1939 (min. 100 punts). The record is currently 49.2 yards held by Detroit P Jack Fox.

A WIN WOULD...

If the Texans defeat the Giants on Sunday, it would mark the franchise's second all-time win over the New York Giants and the first since 16-14 a victory from the franchise's opening season in 2002. This is the second of three consecutive weeks the Texans will face an NFC East opponent. The Texans fell short to the Eagles on Thursday Night Football in Week 9 and will host the Washington Commanders at NRG Stadium for Week 11. The fourth NFC East matchup will take place in AT&T Stadium vs. Dallas for Week 14.

2022 TEXANS OFFENSIVE STATISTICS



WON 1, LOST 6, TIED 1					
09/11	T	20-20 (OT)	Indianapolis	69,415	
09/18	L	9-16	at Denver	76,191	
09/25	L	20-23	at Chicago	60,592	
10/02	L	24-34	L.A. Chargers	69,071	
10/09	W	13-6	at Jacksonville	60,018	
10/23	L	20-38	at Las Vegas	61,228	
10/30	L	10-17	Tennessee	68,467	
11/03	L	17-29	Philadelphia	68,831	

2022 TEAM STATISTICS					
		HOU	OPP.		
FIRST DOWNS					
Rushing		134	179		
Passing		49	72		
Penalty		69	96		
Third Down-Made/Att		16	11		
Third Down Efficiency		32/103	42/102		
Fourth Down-Made/Att		31.1%	41.2%		
Fourth Down Efficiency		5/10	6/11		
TOTAL NET YARDS		50.0%	54.5%		
Avg. Per Game		2,324	3,185		
Total Plays		290.5	398.1		
Avg. Per Play		466	532		
NET YARDS RUSHING		5.0	6.0		
Avg. Per Game		815	1,445		
Total Rushes		101.9	180.6		
Avg. Per Rush		188	265		
NET YARDS PASSING		4.3	5.5		
Avg. Per Game		1,509	1,740		
Sacked/Yards Lost		188.6	217.5		
Gross Yards		19/147	19/102		
Attempts/Completions		1,656	1,842		
Pct. of Completion		259/162	248/154		
Had Intercepted		62.5%	62.1%		
PUNTS/AVERAGE		8	7		
Net Punting Average		39/49.1	30/46.8		
PUNT RETURN/AVG.		42.7	42.2		
KICKOFF RETURN/AVG.		11/6.9	21/8.9		
INTERCEPTION RETURN/AVG.		9/20.8	18/17.7		
PENALTIES/YARDS		7/15.3	8/22.1		
FUMBLES/BALL LOST		43/338	53/440		
TOUCHDOWNS		7/1	14/4		
Rushing		13	20		
Passing		3	12		
Returns		10	7		
EXTRA POINTS/ATTEMPTS		0	1		
TWO POINT CONVERSION/ATT.		13/13	19/19		
FIELD GOALS/ATTEMPTS		0/0	1/1		
AVG. TIME OF POSSESSION		14/16	14/17		
		28:34	31:26		

SCORE BY PERIODS									
	Q1	Q2	Q3	Q4	OT	PTS			
Texans	17	53	39	24	0	133			
OPPONENTS	36	50	28	69	0	183			

SCORING									
	TD	RU	PA	RT	K-PAT	FG	2PT	S	PTS
K. Fairbairn	0	0	0	0	13/13	14/16	0	0	55
D. Pierce	4	3	1	0	0/0	0/0	0	0	24
O. Howard	2	0	2	0	0/0	0/0	0	0	12
C. Moore	2	0	2	0	0/0	0/0	0	0	12
J. Akins	1	0	1	0	0/0	0/0	0	0	6
R. Burkhead	1	0	1	0	0/0	0/0	0	0	6
B. Cooks	1	0	1	0	0/0	0/0	0	0	6
P. Dorsett	1	0	1	0	0/0	0/0	0	0	6
T. Quitoriano	1	0	1	0	0/0	0/0	0	0	6
TEXANS	13	3	10	0	13/13	14/16	0	0	133
OPPONENTS	20	12	7	1	19/19	14/17	1	0	183

RUSHING					
	NO.	YDS	AVG	LONG	TD
D. Pierce	148	678	4.6	75t	3
R. Burkhead	23	81	3.5	9	0
D. Mills	12	28	2.3	8	0
J. Driskel	2	15	7.5	10	0
D. Ogunbowale	1	8	8.0	8	0
M. Stewart	1	3	3.0	3	0
C. Moore	1	2	2.0	2	0
TEXANS	188	815	4.3	75t	3
OPPONENTS	265	1,445	5.5	52	12

RECEIVING					
	TAR	NO.	YDS	AVG	LONG
B. Cooks	53	32	354	11.0	44
R. Burkhead	33	25	131	5.0	13
N. Collins	30	18	305	16.0	58
D. Pierce	24	20	98	4.0	12
C. Moore	21	14	171	12.0	52
P. Dorsett	17	7	135	19.0	34
B. Jordan	17	6	32	5.0	16
J. Akins	15	11	159	14.0	39
O. Howard	15	8	110	13.0	24
P. Brown	10	7	72	10.0	30
D. Ogunbowale	8	6	54	9.0	23
T. Hairston	4	3	12	4.0	5
M. Schreck	2	2	6	3.0	6
C. Conley	2	0	0	0.0	0
T. Johnson	1	1	8	8.0	8
J. Camp	1	1	7	7.0	7
T. Quitoriano	1	1	2	2.0	2t
TEXANS	254	162	1,656	10.2	58
OPPONENTS	233	154	1,842	12.0	50

INTERCEPTIONS					
	NO.	YDS	AVG	LONG	TD
J. Pitre	2	22	11.0	20	0
S. Nelson	1	33	33.0	33	0
D. King II	1	29	29.0	29	0
J. Hughes	1	14	14.0	14	0
D. Stingley Jr.	1	9	9.0	9	0
C. Kirksey	1	0	0.0	0	0
TEXANS	7	107	15.3	33	0
OPPONENTS	8	177	22.1	73t	1

FUMBLES					
	FUM	LST	FF	REC	TD
D. Mills	4	1	0	0	0
J. Pitre	1	0	0	1	0
J. Akins	0	0	0	1	0
A. Cann	0	0	0	3	0
D. Pierce	2	0	0	0	0
T. Howard	0	0	0	1	0
TEXANS	7	1	0	6	0
OPPONENTS	14	4	0	6	0

PUNTING							
	NO.	YDS	AVG	NET	TB	IN	LG
C. Johnston	39	1,914	49.1	42.7	3	19	67
TEXANS	39	1,914	49.1	42.7	3	19	67
OPPONENTS	30	1,403	46.8	42.2	3	14	70

PUNT RETURNS					
	RET	FC	YDS	AVG	LONG
D. King II	10	11	73	7.3	31
T. Smith	1	0	3	3.0	3
TEXANS	11	11	76	6.9	31
OPPONENTS	21	10	187	8.9	19

KICKOFF RETURNS					
	NO.	YDS	AVG	LONG	TD
T. Smith	9	187	20.8	25	0
TEXANS	9	187	20.8	25	0
OPPONENTS	18	319	17.7	25	0

FIELD GOALS					
	1-19	20-29	30-39	40-49	50+
K. Fairbairn	0/0	2/2	3/4	6/7	3/3
TEXANS	0/0	2/2	3/4	6/7	3/3
OPPONENTS	0/0	6/6	2/2	3/5	3/4

K. Fairbairn: (45G, 43G) (40G, 44G, 24G) (39G, 23G) (46WL, 40G) (50G, 51G) (39WR, 55G, 35G) (43G) (30G)
 OPP: (45G, 27G, 42WR) (20G, 24G, 50G) (47G, 50G, 30G) (23G, 37G) (26G, 45G) (50G) (48WR, 29G) (54WR)

2-Pt Conv: TM 0-0, OPP 1-1

SACKS: J. Hughes 7.0, R. Green 3.5, J. Greenard 1.5, J. Johnson 1.0, R. Lopez 1.0, S. Nelson 1.0, K. Hinish 1.0, D. Stingley Jr. 1.0, J. Pitre 1.0, T. Booker 0.5, C. Kirksey 0.5, TM 19.0, OPP 19.0 FUM/LOST: D. Mills 4/1, D. Pierce 2/0, J. Pitre 1/0, TM 7/1, OPP 14/4													
PASSING	ATT	CMP	YDS	CMP%	YDS/ATT	TD	TD%	INT	INT%	LONG	SACK	LOST	RATING
D. Mills	258	162	1,656	62.8	6.4	10	3.9	8	3.1	58	19	147	81.2
R. Burkhead	1	0	0	0.0	0.0	0	0.0	0	0.0	0	0	0	39.6
TEXANS	259	162	1,656	62.5	6.4	10	3.9	8	3.1	58	19	147	80.8
OPPONENTS	248	154	1,842	62.1	7.4	7	2.8	7	2.8	50	19	102	82.4

2022 TEXANS DEFENSIVE STATISTICS



2022 REGULAR SEASON HOUSTON TEXANS DEFENSIVE STATS
(THROUGH WEEK 9)

POS.	PLAYER	TKL.	AST.	TOTAL	TFL	SACKS/YDS.	QBH	FR	FF	INT./YDS.	PD
DB	J. Owens	48	20	68	0	0.0/0.0	0	0	0	0/0	2
LB	C. Kirksey	36	21	57	3	0.5/3.0	3	1	0	1/0	2
DB	J. Pitre	36	21	57	5	1.0/8.0	1	1	0	2/22	2
DB	D. Stingley Jr.	33	8	41	0	1.0/0.0	0	0	0	1/9	5
LB	K. Grugier-Hill	30	10	40	1	0.0/0.0	0	0	0	0/0	1
DB	D. King II	30	7	37	5	0.0/0.0	1	0	0	1/29	7
DB	S. Nelson	28	8	36	1	1.0/7.0	1	0	1	1/33	5
DL	R. Green	16	6	22	4	3.5/15.0	6	0	0	0/0	2
DL	J. Hughes	13	6	19	7	7.0/51.0	7	0	1	1/14	1
LB	C. Harris	11	2	13	1	0.0/0.0	0	0	1	0/0	0
DL	R. Lopez	7	6	13	2	1.0/7.0	3	0	0	0/0	1
DL	O. Okoronkwo	8	4	12	0	0.0/0.0	3	0	0	0/0	0
DL	M. Collins	6	6	12	2	0.0/0.0	3	0	0	0/0	1
DL	K. Hinish	5	5	10	2	1.0/4.0	1	0	0	0/0	0
LB	G. Wallow	4	6	10	1	0.0/0.0	0	0	0	0/0	1
DL	T. Booker	6	3	9	0	0.5/1.0	1	0	0	0/0	0
DL	J. Greenard	6	3	9	5	1.5/6.0	3	0	0	0/0	0
DB	M. Stewart	5	3	8	0	0.0/0.0	0	0	0	0/0	0
DB	E. Murray	5	2	7	0	0.0/0.0	0	0	0	0/0	0
LB	N. Hewitt	3	1	4	1	0.0/0.0	0	0	0	0/0	0
DL	J. Johnson	3	1	4	0	1.0/0.0	1	1	0	0/0	0
DL	D. Harris	0	4	4	0	0.0/0.0	1	0	0	0/0	1
LB	B. Cashman	2	1	3	2	0.0/0.0	1	0	0	0/0	1
DL	M. Addison	1	2	3	0	0.0/0.0	0	0	0	0/0	0
LB	K. Pierre-Louis	1	2	3	0	0.0/0.0	0	0	0	0/0	1
LB	J. Reeves-Maybin	1	2	3	0	0.0/0.0	0	0	0	0/0	0
DL	M. Dwumfour	2	0	2	0	0.0/0.0	1	0	0	0/0	0
LB	J. Hansen	0	2	2	0	0.0/0.0	0	0	0	0/0	0
DB	T. Thomas	0	1	1	0	0.0/0.0	0	0	0	0/0	0
TEXANS TOTALS		346	163	509	42	19.0/102.0	37	3	3	7/107	33
OPP. TOTALS		294	163	457	42	19.0/147.0	48	1	6	8/177	27

Assist, TFL=Tackle for a Loss, QBH=Quarterback Hits, Int.=Interception, FR=Fumble Recovery, FF=Forced Fumble, PD=Pass Defense

2022 TEXANS SPECIAL TEAMS

PLAYER	TKL.	AST.	COMB.
Stewart, M.J.	5	3	8
Ogunbowale, Dare	7	0	7
Murray, Eric	5	2	7
Cashman, Blake	3	3	6
Smith, Tremon	3	2	5
Weeks, Jon	0	4	4
Wallow, Garret	2	1	3
Reeves-Maybin, Jalen	1	2	3
Hairston, Troy	2	0	2
Hewitt, Neville	2	0	2
Arnold, Grayland	1	0	1
Thomas, Tavierre	1	0	1
Hansen, Jake	0	1	1
Pierre-Louis, Kevin	0	1	1
TOTALS	32	19	51

DEFENSIVE STATS BY RANK

SACKS		INTERCEPTIONS		TACKLES FOR LOSS		PASSES DEFENSED		QUARTERBACK HITS	
PLAYER	NO.	PLAYER	NO.	PLAYER	NO.	PLAYER	NO.	PLAYER	NO.
J. Hughes	7.0	J. Pitre	2	J. Hughes	7	D. King II	7	J. Hughes	7
R. Green	3.5	J. Hughes	1	J. Greenard	5	S. Nelson	5	R. Green	6
J. Greenard	1.5	D. King II	1	D. King II	5	D. Stingley Jr.	5	M. Collins	3
K. Hinish	1.0	C. Kirksey	1	J. Pitre	5	R. Green	2	J. Greenard	3
J. Johnson	1.0	S. Nelson	1	R. Green	4	C. Kirksey	2	C. Kirksey	3
R. Lopez	1.0	D. Stingley Jr.	1	C. Kirksey	3	J. Owens	2	R. Lopez	3
S. Nelson	1.0			B. Cashman	2	J. Pitre	2	O. Okoronkwo	3
J. Pitre	1.0			M. Collins	2	B. Cashman	1	T. Booker	1
D. Stingley Jr.	1.0			K. Hinish	2	M. Collins	1	B. Cashman	1
T. Booker	0.5			R. Lopez	2	K. Grugier-Hill	1	M. Dwumfour	1
C. Kirksey	0.5			K. Grugier-Hill	1	D. Harris	1	D. Harris	1
				C. Harris	1	J. Hughes	1	K. Hinish	1
				N. Hewitt	1	R. Lopez	1	J. Johnson	1
				S. Nelson	1	K. Pierre-Louis	1	D. King II	1
				G. Wallow	1	G. Wallow	1	S. Nelson	1
								J. Pitre	1

TEAM NOTES



NEW FACES

The Texans have 27 players on their active roster that are new to the team in 2022. That total includes 10 rookies (seven draft picks) and 16 veteran acquisitions.

2021 DRAFT PICKS (8)

No.	Name	Pos.	Ht.	Wt.	Ex	School	How Acq.
5	Jalen Pitre	DB	5-11	198	R	Baylor	D2a-'22
24	Derek Stingley Jr.	DB	6-0	190	R	LSU	D1a-'22
31	Dameon Pierce	RB	5-10	218	R	Florida	D4-'22
48	Christian Harris	LB	6-1	226	R	Alabama	D3-'22
56	Thomas Booker	DL	6-3	301	R	Stanford	D5a-'22
59	Kenyon Green	OL	6-4	323	R	Texas A&M	D1b-'22
76	Austin Deculus	OL	6-5	321	R	LSU	D6-'22
84	Teagan Quitoriano	TE	6-6	258	R	Oregon State	D5b-'22

ROOKIE ACQUISITIONS (3)

No.	Name	Pos.	Ht.	Wt.	Ex	School	How Acq.
34	Troy Hairston	FB	5-11	245	R	Central Michigan	UDFA-'22
49	Jake Hansen	LB	6-1	238	R	Illinois	UDFA-'22
93	Kurt Hinish	DL	6-2	302	R	Notre Dame	UDFA-'22

VETERAN ACQUISITIONS (16)

No.	Name	Pos.	Ht.	Wt.	Ex	School	How Acq.
3	Kyle Allen	QB	6-3	210	4	Houston	FA-'22
18	Tyron Johnson	WR	6-1	193	3	Oklahoma State	FA-'22
20	Isaac Yiadom	CB	6-1	194	5	Boston College	FA-'22
21	Steven Nelson	DB	5-11	194	8	Oregon State	UFA-'22 (PHI)
29	M.J. Stewart	DB	5-11	200	5	North Carolina	UFA-'22 (CLE)
33	Dare Ogunbowale	RB	5-11	205	4	Wisconsin	FA-'22
44	Jalen Reeves-Maybin	LB	6-1	230	6	Tennessee	UFA-'22 (DET)
45	Ogbonnia Okoronkwo	DL	6-2	253	5	Oklahoma	UFA-'22 (LAR)
53	Blake Cashman	LB	6-	237	4	Minnesota	T-'22 (NYJ)
54	Scott Quessenberry	OL	6-3	310	5	UCLA	UFA-'22 (LAC)
55	Jerry Hughes	DL	6-2	254	12	TCU	FA-'22
60	A.J. Cann	OL	6-3	320	8	South Carolina	UFA-'22 (JAX)
83	O.J. Howard	TE	6-6	251	6	Alabama	FA-'22
88	Jordan Akins	TE	6-4	243	6	Central Florida	FA-'22
90	Jaleel Johnson	DL	6-3	316	6	Iowa	FA-'22
92	Rasheem Green	DL	6-4	279	4	USC	UFA-'22 (SEA)
97	Mario Addison	DL	6-3	260	12	Troy	FA-'22

FAMILIAR FACES

RETURNING VETERANS (26)

No.	Name	Pos.	Ht.	Wt.	Ex	School	How Acq.
1	Tremont Smith	DB	5-11	190	5	Central Arkansas	FA-'21
2	Tavierre Thomas	DB	5-10	205	5	Ferris State	FA-'21
4	Phillip Dorsett	WR	5-10	192	8	Miami	FA-'21
7	Ka'imi Fairbairn	K	6-0	183	7	UCLA	CFA-'16
9	Brevin Jordan	TE	6-3	245	2	Miami (Fla.)	D5a-'21
10	Davis Mills	QB	6-4	225	2	Stanford	D3a-'21
11	Cameron Johnston	P	5-11	194	5	Ohio State	FA-'21
12	Nico Collins	WR	6-4	215	2	Michigan	D3b-'21
13	Brandin Cooks	WR	5-10	183	9	Oregon State	T-'20 (LAR)
15	Chris Moore	WR	6-1	200	7	Cincinnati	UFA-'21 (BAL)
23	Eric Murray	DB	5-11	199	6	Minnesota	UFA-'20 (CLE)
25	Deshaun King II	DB	5-10	200	6	Iowa	UFA-'21 (TEN)
28	Rex Burkhead	RB	5-10	215	9	Nebraska	FA-'21
32	Garret Wallow	LB	6-2	230	2	TCU	D5b-'21
36	Jonathan Owens	DB	5-11	210	4	Missouri Western	FA-'19
43	Neville Hewitt	LB	6-2	234	8	Marshall	FA-'21
46	Jon Weeks	LS	5-10	242	13	Baylor	FA-'10
58	Christian Kirksey	LB	6-2	235	9	Iowa	FA-'21
64	Justin McCray	OL	6-3	315	6	Central Florida	UFA-'21 (ATL)
67	Charlie Heck	OL	6-8	311	3	North Carolina	D4a-'20
71	Tytus Howard	OL	6-5	322	4	Alabama State	D1-'19
78	Laremy Tunsil	OL	6-5	313	7	Mississippi	T-'19 (MIA)
79	Jimmy Morrissey	OL	6-3	303	2	Pittsburgh	FA-'21
91	Roy Lopez	DL	6-2	318	2	Arizona	D6-'21
96	Maliek Collins	DL	6-2	310	7	Nebraska	UFA-'21 (LV)
97	Mario Addison	DL	6-3	260	12	Troy	FA-'22

TEXANS VS. 2022 OPPONENTS

REGULAR SEASON OPPONENTS

Team	Overall Record	Last Time	Date
Indianapolis Colts	9-31-1	20-20 (T)	Sept. 11, 2022
Denver Broncos	3-6	6-16 (L)	Sept. 18, 2022
Chicago Bears	4-2	20-23 (L)	Sept. 25, 2022
Los Angeles Chargers	3-6	24-34 (L)	Oct. 2, 2022
Jacksonville Jaguars	28-13	13-6 (W)	Oct. 9, 2022
Las Vegas Raiders*	8-5	38-20 (L)	Oct. 23, 2022
Tennessee Titans*	18-23	17-10 (L)	Oct. 30, 2022
Philadelphia Eagles*	0-6	29-17 (L)	Nov. 3, 2022
New York Giants	1-4	14-21 (L)	Sept. 23, 2018
Washington Commanders	3-2	23-21 (W)	Nov. 18, 2018
Miami Dolphins	8-2	9-17 (L)	Nov. 7, 2021
Cleveland Browns	7-5	21-31 (L)	Sept. 19, 2021
Dallas Cowboys*	2-3	19-16 (W-OT)	Oct. 7, 2018
Kansas City Chiefs*	5-8	20-34 (L)	Sept. 10, 2020


Regular season records

* Denotes 2021 playoff team





300-YARD PASSER



MILLS

QB **Davis Mills** threw for 302 passing yards at Las Vegas in Week 7, which was his largest passing output this season and the fifth time he has thrown for over 300 yards in his career. Among the quarterbacks from the 2021 NFL Draft class that have started a game, Mills paces that group with five 300-plus-yard passing games.

300-PLUS PASSING GAMES FROM THE 2021 DRAFT CLASS

Rk	Player, Team	300+ Games, Starts
1	Davis Mills, HOU	5/19
2t	Trevor Lawrence, JAX	3/26
2t	Mac Jones, NE	3/22
4	Zach Wilson, NYJ	1/18
5t	Ian Book, NO	0/1
5t	Justin Fields, CHI	0/20
5t	Trey Lance, SF	0/4

GENERAL MILLS' 2021 CAMPAIGN

In 13 appearances (11 starts) as a rookie, QB **Davis Mills** completed 263-of-394 attempts for 2,664 yards, 16 touchdowns, 10 interceptions and a 88.8 passer rating, setting Texans rookie records for passing yards, passing first downs (118).

The eighth of 10 quarterbacks selected in the 2021 NFL Draft, Mills ranked at or near the top of nearly every major passing category when compared to his peers.

2021 ROOKIE QUARTERBACK PASSER RATING

Rk	Player, Team	PsrRt.
1	Mac Jones, NE	92.5
2	Davis Mills, HOU	88.8
3	Justin Fields, CHI	73.2
4	Trevor Lawrence, JAX	71.9
5	Zach Wilson, NYJ	69.7

2021 ROOKIE QUARTERBACK COMPLETION PERCENTAGE

Rk	Player, Team	Comp%
1	Mac Jones, NE	67.6
2	Davis Mills, HOU	66.8
3	Trevor Lawrence, JAX	59.6
4	Justin Fields, CHI	58.9
5	Zach Wilson, NYJ	55.6


2021 ROOKIE QUARTERBACK PASSING TOUCHDOWNS

Rk	Player, Team	PsTD
1	Mac Jones, NE	22
2	Davis Mills, HOU	16
3	Trevor Lawrence, JAX	12
4	Zach Wilson, NYJ	9
5	Justin Fields, CHI	7

2021 ROOKIE QUARTERBACK PASSING YARDS PER GAME

Rk	Player, Team	PsYds/G
1	Mac Jones, NE	223.6
3	Trevor Lawrence, JAX	214.2
2	Davis Mills, HOU	204.9
4	Zach Wilson, NYJ	179.5
5	Justin Fields, CHI	155.9

600 RECEPTIONS



COOKS

In Week 7 at Las Vegas, WR **Brandin Cooks** caught four passes for 46 yards. With his four receptions, he surpassed 600 career receptions, making him the eighth receiver since 2014 in the NFL to reach that mark before the age of 30.

PASS CATCHERS TO GO OVER 600 CAREER RECEPTIONS BEFORE TURNING 30 SINCE 2014

Rk	Player, Team	Receptions
1	DeAndre Hopkins, ARI	747
2	Davante Adams, LV	706
3	Jarvis Landry, NO	703
4	Keenan Allen, LAC	665
5	Stefon Diggs, BUF	644
6	Mike Evans, TB	639
7	Julio Jones, ATL	623
8	Brandin Cooks, HOU	601

8,000 YARDS

In Week 2 against the Broncos, WR **Brandin Cooks** surpassed the 8,000 yard receiving mark, becoming the 10th player to do so before turning 29, the only player in NFL history to do it with at least four teams. Cooks is the eighth active player to go over 8,000 receiving yards in 121 games or fewer.

PASS CATCHERS TO GO OVER 8,000 CAREER RECEIVING YARDS IN 121 GAMES OR LESS

Rk	Player, Team	Games
1	Julio Jones, ATL	85
2	A.J. Green, CIN	98
3	DeAndre Hopkins, HOU	103
4	Mike Evans, TB	104
5	Keenan Allen, LAC	109
6	Travis Kelce, KC	113
7	Davante Adams, GB	115
8	Brandin Cooks, HOU	121

DIVISIONAL DOMINANCE

Since joining the Texans before the 2020 season, WR **Brandin Cooks** has compiled 1,182 receiving yards against divisional opponents, trailing only WR **Justin Jefferson** (1,527), WR **Davante Adams** (1,470) and WR **Stefon Diggs** (1,246) for the highest receiving total in the NFL during that span. Cooks also has 86 total receptions (tied for sixth) against divisional opponents during that span.


Against AFC South teams, Cooks' per-game averages in receiving yards (78.8), receptions (5.7) and receiving touchdowns (0.5) all rank first in Texans history (min. five games played).

RECEIVING YARDS VS. DIVISIONAL OPPONENTS 2020-22 NFL SEASONS

Rk	Player, Team	Rec. Yards
1	Justin Jefferson, MIN	1,527
2	Davante Adams, GB	1,470
3	Stefon Diggs, BUF	1,246
4	Brandin Cooks, HOU	1,182



PIERCE VS. THE LEAGUE



PIERCE

RB **Dameon Pierce** currently ranks sixth in rushing yards (678), fifth in rushing attempts (148), fifth rushing yards per game (84.8), fourth in first down percentage (27.0%), third in yards after contact (403), first in broken tackles (26), first in broken tackle percentage (15.5) and second in elusive rating (131.1) among NFL rushers.

RUSHING LEADERS

Rk	Player, Team	Yds.
1	Derrick Henry, TEN	870
2	Nick Chubb, CLE	841
3	Saquon Barkley, NYG	779
4	Josh Jacobs, LV	743
5	Travis Etienne, JAX	680
6	Dameon Pierce, HOU	678

RUSHING ATTEMPT LEADERS

Rk	Player, Team	Att.
1	Derrick Henry, TEN	183
2	Saquon Barkley, NYG	163
3	Joe Mixon, CIN	151
4	Nick Chubb, CLE	149
5	Dameon Pierce, HOU	148

RUSHING YARDS PER GAME

Rk	Player, Team	RushYds/G
1	Derrick Henry, TEN	108.8
2	Nick Chubb, CLE	105.1
3	Saquon Barkley, NYG	97.4
4	Josh Jacobs, LV	92.9
5	Dameon Pierce, HOU	84.8

FIRST DOWN PERCENTAGE LEADERS, MIN. 100 RUSHES

Rk	Player, Team	1st Down %
1	Josh Jacobs, LV	31.2
2	Aaron Jones, GB	29.9
3	Travis Etienne, JAX	28.3
4	Dameon Pierce, HOU	27.0

YARDS AFTER CONTACT LEADERS

Rk	Player, Team	Rush YAC
1	Derrick Henry, TEN	422
2	Josh Jacobs, LV	405
3	Dameon Pierce, HOU	403

BROKEN TACKLE LEADERS

Rk	Player, Team	BrkTack
1	Dameon Pierce, HOU	26
2	Rhamondre Stevenson, NE	22
3	Derrick Henry, TEN	20

BROKEN TACKLE PERCENTAGE LEADERS (MIN. 100 RUSHES)

Rk	Player, Team	BrkTack %
1	Dameon Pierce, HOU	15.5
2	Rhamondre Stevenson, NE	13.4
3	Nick Chubb, CLE	11.9

ELUSIVE RATING (PRO FOOTBALL FOCUS), MIN 100 RUSHES

Rk	Player, Team	ELU
1	Josh Jacobs, LV	135.2
2	Dameon Pierce, HOU	131.1
3	Nick Chubb, CLE	130.9

PIERCE VS. THE ROOKIE CLASS

RB **Dameon Pierce** ranks first among rookies in the following categories: rushing (678), attempts (148), yards per game (84.8), first down percentage (27.0), yards after contact (403), broken tackles (26), broken tackle percentage (15.5) and elusive rating (131.1).

RUSHING LEADERS

Rk	Player, Team	Yds.
1	Dameon Pierce, HOU	678
2	Kenneth Walker III, SEA	570
3	Breece Hall, NYJ	463

RUSHING ATTEMPT LEADERS

Rk	Player, Team	Att.
1	Dameon Pierce, HOU	148
2	Kenneth Walker III, SEA	111
3	Tyler Allgeier, ATL	94

RUSHING YARDS PER GAME

Rk	Player, Team	RushYds/G
1	Dameon Pierce, HOU	84.8
2	Kenneth Walker III, SEA	71.3
3	Breece Hall, NYJ	66.1

FIRST DOWN PERCENTAGE LEADERS, MIN. 75 RUSHES

Rk	Player, Team	1st Down %
1	Dameon Pierce, HOU	27.0
2	Breece Hall, NYJ	25.0
3	Kenneth Walker III, SEA	24.3

YARDS AFTER CONTACT LEADERS

Rk	Player, Team	Rush YAC
1	Dameon Pierce, HOU	403
2	Kenneth Walker III, SEA	235
3	Tyler Allgeier, ATL	170

BROKEN TACKLE LEADERS

Rk	Player, Team	BrkTack
1	Dameon Pierce, HOU	26
2	Kenneth Walker III, SEA	7
3	Breece Hall, NYJ	5

BROKEN TACKLE PERCENTAGE LEADERS (MIN. 75 RUSHES)

Rk	Player, Team	BrkTack %
1	Dameon Pierce, HOU	15.5
2	Kenneth Walker III, SEA	5.7
3	Breece Hall, NYJ	5.1

ELUSIVE RATING (PRO FOOTBALL FOCUS), MIN. 50 RUSHES

Rk	Player, Team	ELU
1	Dameon Pierce, HOU	131.1
2	Breece Hall, NYJ	99.7
3	Kenneth Walker III, SEA	92.8





FRANCHISE LEADERBOARD

RB **Dameon Pierce** currently ranks third in Texans rookie rushing yards, trailing Steve Slaton (1,282) and Domanick Williams (1,031).

TEXANS ROOKIE RUSHING LEADERS

Rk	Player, Year	Yds.
1	Steve Slaton, 2008	1,282
2	Domanick Williams, 2003	1,031
3	Dameon Pierce, 2022	678
4	Jonathan Wells, 2002	529
5	Alfred Blue, 2014	528

IN THE RECORD BOOKS

RB **Dameon Pierce** became the third Texans rookie running back to rush for at least 135 yards in a single game after his performance against the Philadelphia Eagles in Week 9, joining RB Alfred Blue and RB Steven Slaton.

SINGLE GAME RUSHING PERFORMANCES BY TEXANS ROOKIE RUSHERS

Rk	Player, Year	Yds.
1	Alfred Blue, 2014	156
2	Steve Slaton, 2008	156
3	Dameon Pierce, 2022	139

GUSHING FOR THE RUSH

RB **Dameon Pierce** recorded a 75-yard touchdown rush against the Los Angeles Chargers in Week 4, which marked the third-longest run in franchise history. With his 75-yard touchdown run, Pierce became just the 10th rookie since 1975 to record a rush of at least 75 yards within the first four weeks of the NFL season.

LONGEST RUSHES IN TEXANS FRANCHISE HISTORY

Rk	Player, Year	Long
1	Lamar Miller, 2018	97
2	Justin Forsett, 2012	81
3	Dameon Pierce, 2022	75

ROOKIES WITH A RUSH OF AT LEAST 75 YARDS THROUGH WEEKS 1-4 SINCE 1975

Player, Year	Long
Dameon Pierce, 2022	75
Jalen Richard, 2016	75
Jerious Norwood, 2006	78
Byron Hanspard, 1997	77
Eddie George, 1996	76
Reggie Brooks, 1993	85
Eric Dickerson, 1983	85
Larry Moriarty, 1983	80
Ottis Anderson, 1979	76
Tony Dorsett, 1977	77

ELITE GROUP OF ROOKIES

Through the first eight games of his career, RB **Dameon Pierce** has registered 678 rushing yards. Since 2017, Pierce is one-of-five rookie running backs to record at least 675 yards rushing throughout their first eight NFL games. Additionally, Pierce is one-of-six running backs who was drafted in the fourth round or later or went undrafted since 1970 to eclipse 675 rushing yards in their first eight games played in the NFL.

ROOKIE RUSHERS WITH AT LEAST 675 YARDS IN THE PLAYERS FIRST EIGHT CAREER GAMES

Rk	Player, Team	Yds.
1	Kareem Hunt, KC	763
2	Leonard Fournette, JAX	740
3	Josh Jacobs, OAK	740
4	Elijah Mitchell, SF	693
5	Dameon Pierce, HOU	678

ROOKIE RUSHERS WITH AT LEAST 675 YARDS IN THEIR FIRST EIGHT CAREER GAMES SELECTED IN THE FOURTH ROUND OR LATER

Rk	Player, Team, Year	Yds.
1	Don Woods, SD, 1974	790
2	Alfred Morris, WAS, 2012	717
3	Elijah Mitchell, SF, 2021	693
4	Olandis Gray, DEN, 1999	686
5	Dameon Pierce, HOU, 2022	678
6	Mike Anderson, DEN, 2000	676





IMMEDIATE IMPACT

RB **Dameon Pierce** continues to be used at a high volume, becoming one of six rookies since 2000 to record at least 145 carries and 20 receptions in their first eight games of their career. Additionally, Pierce, RB Johnny Johnson (PHX - 1990) and RB Boobie Clark (CIN - 1973) are the only three rookie running backs in NFL history to post those same numbers that were drafted in the fourth round or later.

ROOKIES WITH AT LEAST 145 CARRIES AND 20 RECEPTIONS IN FIRST EIGHT GAMES IN THE NFL SINCE 2000

Rk	Player, Year	Rush/Rec
1	Dameon Pierce, 2022	148/20
2	Najee Harris, 2021	150/40
3	Kareem Hunt, 2017	146/28
4	Doug Martin, 2012	154/20
5	Matt Forte, 2008	169/30
6	Chris Johnson, 2008	146/24



NICO'S DECEPTION ON YARDS PER RECEPTION



COLLINS

WR **Nico Collins** is averaging 16.94 yards per reception, which ranks fourth in the NFL behind WR Gabe Davis (25.06), WR Corey Davis (18.47) and WR Jaylen Waddle (17.28), min. 15 receptions.

YARDS PER RECEPTIONS LEADERS (MIN. 15 REC)

Rk	Player, Team	Yd/Rec
1	Gabe Davis, BUF	25.06
2	Corey Davis, NYJ	18.47
3	Jaylen Waddle, MIA	17.28
4	Nico Collins, HOU	16.94


CAREER DAY

WR **Nico Collins** produced 82 receiving yards on three catches (27.3 avg.) in Week 4 vs. the Los Angeles Chargers. His 82 receiving yards were the most of his career in single game.

Collins also caught a 58-yard pass from QB Davis Mills, the longest reception of his career and the eighth longest reception by a Texans since 2015.

RECEPTION LONGS BY A TEXAN SINCE 2015

Rk	Player, Year	Long
1	Will Fuller, 2020	77
2	Will Fuller, 2018	73
3	DeAndre Hopkins, 2017	72
4	Chris Moore, 2021	67
5	Keke Coutee, 2020	64
6	DeAndre Hopkins, 2015	61
7	Will Fuller, 2017	59
8	Nico Collins, 2022	58





O-YAY HOWARD



HOWARD

TE **O.J. Howard** caught two touchdown passes in his first game as a Houston Texan, becoming the third NFL TE to record two-plus touchdown receptions in their first game with a new team.

Howard also became just the third Texan to haul in two touchdown passes in Week 1, joining WR DeAndre Hopkins (2015 & 2019) and TE Owen Daniels (2013).

PLAYERS WITH AT LEAST TWO TOUCHDOWN RECEPTIONS IN THEIR FIRST GAME WITH TEAM

Player, Team	Year	TDs
O.J. Howard, HOU	2022	2
Jared Cook, STL	2013	2
Alex Smith, TB	2005	2

TEXANS WITH TWO TOUCHDOWN RECEPTIONS IN THE FIRST GAME OF THE SEASON (TEXANS)

Player	Year	TDs
O.J. Howard	2022	2
DeAndre Hopkins	2015 & 2019	2
Owen Daniels	2013	2

TEAGAN'S TOUCHDOWN




QUITORIANO

TE **Teagan Quitoriano** made his debut against the Eagles in Week 9, catching a touchdown on his first career reception. With that touchdown, he became the third player in franchise history to score touchdown on their first career reception, joining WR Derick Armstrong (2003) and WR Jaelen Strong (2015).



LT THE LT



TUNSIL

Throughout the nine weeks of the NFL season, LT **Laremy Tunsil** ranks fourth in overall blocking on Pro Football Focus with a 86.4 grade. Tunsil is just one of two tackles in the NFL who have posted a pass blocking grade above 90.9 throughout the first nine weeks of the season.

PFF BLOCKING GRADES AMONG TACKLES

WEEKS 1-9

Rk	Player, Team, Position	GRADE
1	Andrew Thomas, NYG, T	90.2
2	Christian Darrisaw, MIN, T	89.1
3	Trent Williams, SF, T	88.4
4	Laremy Tunsil, HOU, T	86.4





STANDING STRONG ON THE GOAL LINE

After Week 9, the Texans defense is tied for fourth-best in goal-to-go percentage across the NFL. In 14 goal-to-go attempts, the defense has only allowed eight conversions. In their matchups between Denver, Los Angeles and Jacksonville, the Texans defense was successful in stopping 100% of goal-to-go attempts.

In Week 5, Jacksonville was held to 0-of-3 in the red zone, 0-of-1 on goal-to-go attempts, and 0-of-3 on fourth downs. The Texans defense allowed just six points, the first time the unit held their opponent to single-digits since a 26-3 victory at Jacksonville in 2019.

The team's 57.1% is tied for the lowest percentage in franchise history through the first nine weeks of the season. The last time the Texans held their opponents to 57.1% was during the 2012 season.

DEFENSIVE GOAL-TO-GOAL PERCENTAGE

Rk	Team	Goal-To-Go Pct.
1	Los Angeles Rams	45.45%
2	Washington Commanders	46.67%
3	Denver Broncos	50.00%
4t	Houston Texans	57.14%
4t	Green Bay Packers	57.14%
6	Los Angeles Chargers	60.00%
7	Pittsburgh Steelers	61.54%
8	New England Patriots	62.50%



ROOKIES MAKING AN IMPACT

In Week 9 vs. Philadelphia, the Texans started four rookies on the defense to open the game. DB **Jalen Pitre** and DB **Derek Stingley Jr.** both made their ninth appearance and start, while LB **Christian Harris** and DL **Kurt Hinish** all made their second career starts.

In the previous week, the Texans started eight rookies against the Titans (10/30), a franchise record that surpassed the previous high of six rookies which was done three different times in 2002.

So far in 2022, the Texans rookies have the most defensive snaps and third most total snaps in the league.

SNAPS BY TEAM ROOKIES IN 2022

Team	Def. Snaps	Off. Snaps	Total Snaps
HOU	1,516	824	2,564
CHI	1,494	653	3,138
DET	1,271	42	1,620
SEA	1,210	1,372	2,921
KC	1,204	214	2,065
JAX	1,096	582	1,982
ATL	919	640	1,955
NYJ	829	875	2,044
NYG	827	930	2,107
CLE	808	262	1,492

TALLYING UP THE TAKEAWAYS

The 2022 Texans defense currently has 11 total takeaways (seven interceptions and four fumble recoveries).

In Week 9, DB **Steven Nelson** recorded a strip sack on Eagles QB Jalen Hurts and was recovered by DL **Jaleel Johnson**. This marked the first lost fumble by the Eagles this season.

Just the previous week vs. the AFC South rival Tennessee Titans, DB **Steven Nelson** picked off Titans QB Malik Willis in his first career NFL start and returned it for 33 yards.

DB **Derek Stingley Jr.** and DB **Desmond King II** both had an interception in the 13-6 victory over the Jacksonville Jaguars in Week 5. Those interceptions marked the first time since 2014 that the Texans have posted two multiple-pick games within the first five weeks of the season.

Of the Texans eight interceptions, three have been recorded by rookies (one by Stingley in Week 5 at Jacksonville and two by DB **Jalen Pitre** in Week 3 at Chicago), tied for second most interceptions by rookies on a team in 2022.

The Texans have also protected the ball well this season, as they are one of two teams in the league to have less than two fumbles so far in 2022.

2022 INTERCEPTIONS BY TEAM ROOKIES

Rk	Team	Red Zone Pct.
1	Seattle Seahawks	4
2t	Houston Texans	3
2t	Jacksonville Jaguars	3
2t	Detroit Lions	3
5t	New England Patriots	2
5t	Buffalo Bills	2
5t	Kansas City Chiefs	2
5t	Chicago Bears	2
7t	Indianapolis Colts	1
7t	New York Jets	1
7t	Los Angeles Rams	1
7t	Dallas Cowboys	1

RACKING UP THE SACKS

The Texans defense recorded the fifth multiple-sack game of the season in Week 9 vs. Philadelphia. DL **Jerry Hughes** upped his season sack total to 7.0, the rookie DL **Kurt Hinish** earned his first career sack and DB **Steven Nelson** recorded a strip sack that was recovered by DL **Jaleel Johnson**. The defensive unit now has 19.0 sacks so far through the first nine weeks of the season. Of those 19.0 sacks, 3.5 of which were made by rookies, which is tied for third most in the league.

SACKS BY TEAM ROOKIES IN 2022

Rk	Team	Sacks
1	Detroit Lions	5.5
2	Chicago Bears	4.5
3t	Houston Texans	3.5
3t	New York Jets	3.5
5t	San Francisco 49ers	3.0
5t	New York Giants	3.0
5t	Seattle Seahawks	3.0
8t	Jacksonville Jaguars	2.5
8t	Denver Broncos	2.5



ROUND ONE FACTOR



STINGLEY JR.

So far this season, rookie DB **Derek Stingley Jr.** has 46 coverage targets without allowing a touchdown. He currently tied for second most defensive targets among rookie DBs or CBs (46) and has the eighth best tackling Pro Football Focus grade among 2022 rookies (72.4).

Stingley Jr. recorded his first-career interception in Week 5 at Jacksonville, picking off Jaguars QB Trevor Lawrence in the end zone and marking the third interception by a Texans rookie in 2022. During that game, Stingley was targeted nine times on 51 coverage snaps and finished the game with two passes defended.



NELSON NEVER QUILTS



NELSON


DB **Steve Nelson** enters his first year with the Texans and has an 91.1 Pro Football Focus pass rush rating through Week 9, the highest mark of his eight year career. Nelson also has only allowed receivers to gain 9.9 yards per reception, the lowest mark of his career.

According to PFF, he currently has the fifth-best coverage rating among cornerbacks and has not committed a single penalty this season.

PFF COVERAGE GRADES AMONG CORNERBACKS

Rk	Player, Team	Grade
1	Sauce Gardner, NYJ	90.3
2	Marlon Humphrey, BAL	89.0
3	Zyon McCollum, TB	86.7
4	Patrick Surtain II, DEN	85.2
5	Steven Nelson, HOU	84.7
6	Bryce Callahan, LAC	84.2
7	Jack Jones, NE	81.5
8t	Dane Jackson, BUF	80.7
8t	Cidobe Aquzie, CIN	80.7
10t	Marcus Jones, NE	80.1
10t	Jonathan Jones, NE	80.1

THE BAYLOR BALL HAWK



PITRE

Texans rookie DB **Jalen Pitre** had a record-setting game in Week 3 at Chicago, finishing the game with two interceptions (first in his career), 1.0 sack (first in his career), eight total tackles (five solo) and two tackles for loss. Pitre became just the second rookie in Texans history to record two interceptions in the same game, joining CB Dunta Robinson, who did it in Week 4 (10/03/04) vs. Oakland.

His interception made Pitre the fourth rookie in NFL history and first rookie in franchise history to record two interceptions and 1.0 sack in the same game. It also marked the first time in franchise history the team has recorded a pick in each of the first three games of the season.

Pitre is one-of-five players in the NFL this season with at least 1.0 sack and multiple interceptions through nine weeks. Only six rookies this season have both an interception and a sack, including Pitre and **DB Derek Stingley Jr.**

Pitre is currently tied for 15th in interceptions and tied for second in interceptions by a rookie this season.

ROOKIES WITH BOTH AN INTERCEPTION AND A SACK THROUGH WEEK 9 OF THE 2022 SEASON

Player	Team	Ints.	Sacks
Jalen Pitre	HOU	2	1.0
Travon Walker	JAX	1	2.5
Derek Stingley Jr.	HOU	1	1.0
Cobie Durant	LAR	1	1.0
Jaquan Brisker	CHI	1	3.0
Aidan Hutchinson	DET	1	4.5

ROOKIE LEADERS - INTERCEPTIONS

Rk.	Player	Team	Int.
1	Tariq Woolen	SEA	4
2t	Jalen Pitre	HOU	2
2t	Devin Lloyd	JAX	2
2t	Jack Jones	NE	2
2t	Sauce Gardner	NYJ	1
2t	Kaiir Elam	BUF	2
2t	Kerby Joseph	DET	2
8t	11 other rookies		1





HOMETOWN HERO



HUGHES

Sugar Land native DL **Jerry Hughes** currently has 7.0 sacks, which is the most sacks he's ever posted in the first nine weeks of a season and the seventh most in the league this season. He recorded his third multi-sack game in Week 9 vs. Philadelphia after taking down Eagles QB Jalen Hurts twice in the same drive. He also recorded 2.0 sacks in Week 1 vs. Indianapolis and Week 3 at Chicago.

Hughes now has 12 career games with at least 2.0 sacks over this 13 seasons and three in 2022 alone. He's one of three players this season that have three or more multi-sack games.

He is also just 3.5 sacks away from surpassing his season-high sacks total (10.0 sacks), which he reached in 2013 and 2014 as a member of the Buffalo Bills.

The defensive team captain is on pace to pass 14.0 sacks this season, a mark that only 24 players have reached in the past 10 seasons.

2022 DEFENSIVE SACK LEADERS

Rank	Player	Team	Sacks
1	Matthew Judon	NE	11.5
2t	Justin Houston	BAL	8.5
2t	Za'Darius Smith	MIN	8.5
2t	Nick Bosa	SF	8.5
5	Micah Parsons	DAL	8.0
6	Myles Garret	CLE	7.5
7t	Jerry Hughes	HOU	7.0
7t	Uchenna Nwosu	SEA	7.0
7t	Denico Autry	TEN	7.0
7t	Quinnen Williams	NYJ	7.0
7t	Von Miller	BUF	7.0

PLAYERS WITH MULTI-SACK GAMES IN 2022

Rank	Player	Team	GAMES
1	Micah Parsons	Dallas Cowbosy	4
2t	Jerry Hughes	Houston Texans	3
2t	Matthew Judon	New England Patriots	3
4t	Bradley Chubb	Denver Broncos	2
4t	Chris Jones	Kansas City Chiefs	2
4t	Denico Autry	Tennessee Titans	2
4t	Dre'Mont Jones	Denver Broncos	2
4t	Javon Hargrave	Philadelphia Eagles	2
4t	Justin Houston	Baltimore Ravens	2
4t	Maxx Crosby	Las Vegas Raiders	2
4t	Myles Garrett	Cleveland Browns	2
4t	Nick Bosa	San Francisco 49ers	2
4t	Uchenna Nwosu	Seattle Seahawks	2
4t	Von Miller	Buffalo Bills	2
4t	Za'Darius Smith	Minnesota Vikings	2



THE VETERAN CHRISTIAN ...



KIRKSEY

Veteran LB **Christian Kirksey** currently has 57 tackles (36 solo), three tackles for loss, three quarterback hits, one fumble recovery, two passes defended and one interception so far this season. He played in his 100th career game and logged seven total tackles (four solo) in Week 3 at Chicago.

The 2022 captain is on pace to reach 121 total tackles this season, which would be the third most tackles in a single season throughout his nine year NFL career. Kirksey is one of six players this season with at least 50 tackles, one interception and one fumble recovery.

PLAYERS WITH AT LEAST 50 TACKLES, ONE INTERCEPTION AND ONE FUMBLE RECOVERY IN 2022

Player	Team	Tackles	Int.	FR
Devin Lloyd	JAX	69	2	1
Jalen Thompson	ARI	57	1	1
Christian Kirksey	HOU	57	1	1
Jaquan Brisker	CHI	55	1	1
DeShon Elliot	DET	55	1	1
Julian Love	NYG	54	1	1



... AND THE ROOKIE CHRISTIAN



HARRIS

Rookie LB **Christian Harris** made his NFL debut in Week 7 vs. Las Vegas and his first NFL start in Week 8 vs. Tennessee. After being drafted in the third round of the 2022 NFL Draft, Harris was one of 11 rookies to make the initial 53-man roster.

In Week 9 vs. Philadelphia, Harris earned his first career tackle for loss and first career forced fumble. He's the sixth linebacker in franchise history to record a forced fumble in his rookie campaign and first since Zach Cunningham in 2017.

In Week 8 vs. Tennessee, he recorded a team-high seven tackles (five solo). Harris joined LB **Garret Wallow** as the second Texans player since 2010 to lead the team in tackles in his first career start.

TEXANS ROOKIE LINEBACKERS WITH A FORCED FUMBLE

Player	Year	FFs
Christian Harris	2022	1
Zach Cunningham	2017	1
Justin Tuggle	2013	1
Whitney Mercilus	2012	2
Brian Cushing	2009	2
DeMeco Ryans	2006	2



201 WEEKS LATER...



WEEKS

LS **Jon Weeks** has appeared in a franchise-record 201 consecutive games. Weeks has snapped on every field goal, extra point and punt for Houston since he signed as a free agent in 2010 and has contributed with 37 special teams tackles. He remains the only Texan to play in every postseason game in team history and is one of only 10 NFL players to play in every game of the 2010s. He currently owns the NFL's third-longest active streak of games played, trailing only Green Bay's **Mason Crosby** (250 consecutive games) and Carolina's **JJ Jansen** (219 consecutive games).

MOST CAREER GAMES PLAYED IN TEXANS HISTORY

Rank	Player	Seasons	GP
1	Jon Weeks	2010-22 (13)	201
2	Andre Johnson	2003-14 (12)	169
3	Whitney Mercilus	2012-21 (10)	134
4t	Duane Brown	2008-17 (10)	133
4t	Johnathan Joseph	2011-19 (9)	133
6	Kareem Jackson	2010-18 (9)	132



CAM'S CANNON




JOHNSTON

Johnston has punted inside of the 20-yard line on 48.72 percent of his kicks in 2022, which is the third highest mark in the NFL this season (min. 30 punts), as well as the third best mark through Week 9 in Texans history. His 19 punts inside the 20-yard line is tied for second most in the NFL this season. Johnston is averaging 42.7 net yards per punt in 2022, which ranks ninth in the NFL and third-highest in the AFC. In Week 3 at Chicago, P **Cameron Johnston** landed 5-of-5 punts inside the 20-yard line, marking the first time in his career that 100 percent of his kicks landed inside the 20-yard line (min. three punts).

PERCENTAGE PUNTS INSIDE THE 20-YARD LINE 2022 NFL SEASON (MIN. OF 30 PUNTS)

Rk	Player, Team	Punts	P20%
1t	P. O'Donnell, GB	34	50.0
1t	R. Wright, MIN	38	50.0
3	C. Johnston, HOU	39	48.72
4	T. Morstead, MIA	31	45.16
5	T. Way, WAS	50	44.0
6	M. Haack, IND	41	43.9
7t	C. Waitman	45	42.2
7t	J. Hekker	45	42.2
9	A. Siposs	31	41.94
10	J. Scott	32	40.63

DREAMY KA'IMI



FAIRBAIRN

K **Ka'imi Fairbairn** owns 19 career games with three-or-more made field goals, which is the tied for most in team history with only **Kris Brown**. The UCLA Product ranked fourth in the NFL in total points scored from 2018-20 (368) and third in field goals made (84). He owns 18 games with 10-or-more points scored, which is the third-most in franchise history. Fairbairn became the first player in Texans history with at least 90 points in four consecutive seasons (2017-20) and joined Brown (2007-09) as the only players in franchise history to record at least 100 points scored in three consecutive seasons (2018-20). He is second in Texans history in career field goals made with 133 and second in points (573).

MOST POINTS SCORED IN THE NFL, 2018-20

Rk	Player	Team	PTS
1	Justin Tucker	BAL	412
2	Harrison Butker	KC	407
3	Wil Lutz	NO	406
4	Ka'imi Fairbairn	HOU	368

LONG RANGE LEADER

Fairbairn has connected on 14-of-16 field goal attempts (87.5 percent) and 13-of-13 extra point attempts (100.0 percent) for 55 points so far this season.

Through Week 9 of the 2022 NFL season, Fairbairn has converted nine field goals of 40-plus yards, including two from 50-plus yards in Week 5 vs. Jacksonville. Those two field goals of 50-plus yards marked the second time he has done that in one game in his career, with the last occurrence coming vs. Jacksonville in Week 15 of last season.

50-PLUS YARD FGs, TEXANS HISTORY

Rk	Player	Games	50+FGs
1	Ka'imi Fairbairn	83	21
2	Kris Brown	128	14
3	Neil Rackers	32	7
4t	Randy Bullock	35	5
4t	Nick Novak	29	5



TEXANS COACHING STAFF



**HEAD COACH
LOVIE SMITH**

QUICK HITS

OVERALL COACHING EXPERIENCE: 42 SEASONS

NFL EXPERIENCE: 21 SEASONS

TEXANS EXPERIENCE: TWO SEASONS

ALMA MATER: UNIVERSITY OF TULSA

HOMETOWN: BIG SANDY, TEXAS

8

Playoff appearances as an NFL coach

53

Pro Bowl nominations by players coached

171

Regular season wins as an NFL coach

CAREER JOURNEY

2022	Head Coach	Houston Texans
2021	Associate Head Coach / Defensive Coordinator	Houston Texans
2016-20	Head Coach	Illinois
2014-15	Head Coach	Tampa Bay Buccaneers
2004-12	Head Coach	Chicago Bears
2003	Assist. Head Coach/ Defensive Coordinator	St. Louis Rams
2001-02	Defensive Coordinator	St. Louis Rams
1996-2000	Linebackers	Tampa Bay Buccaneers
1995	Defensive Backs	Ohio State
1993-94	Defensive Backs	Tennessee
1992	Linebackers	Kentucky
1988-91	Linebackers	Arizona State
1987	Linebackers	Wisconsin
1983-86	Linebackers	Tulsa
1981-82	Assist. Coach / Defensive Backs / Receivers	Cascia Hall Prep HS
1980	Defensive Coordinator	Big Sandy HS

TEXANS COORDINATORS




PEP HAMILTON

OFFENSIVE COORDINATOR

OVERALL COACHING EXPERIENCE: 25 SEASONS

NFL EXPERIENCE: 15 SEASONS

TEXANS EXPERIENCE: TWO SEASONS



FRANK ROSS

SPECIAL TEAMS COORDINATOR

OVERALL COACHING EXPERIENCE: 12 SEASONS

NFL EXPERIENCE: 10 SEASONS

TEXANS EXPERIENCE: TWO SEASONS

TEXANS COACHING STAFF

Sean Baker	Assistant Special Teams
Danny Barrett	Running Backs
Tim Berbenich	Tight Ends
Ben Bolling	Defensive Assistant
Jacques Cesaire	Defensive Line
Joe Danna	Safeties
Ilir Emini	Defensive Assistant / Nickles
Dele Harding	Defensive Assistant
Hal Hunter	Assistant Offensive Line
Kenyon Jackson	Assistant Defensive Line
Jarrold James	Offensive Assistant
Ben McDaniels	Wide Receivers / Passing Game Coordinator
DeNarius McGhee	Offensive Assistant
Robbie Picazo	Offensive Assistant
Miles Smith	Linebackers
Dino Vasso	Cornerbacks
George Warhop	Offensive Line
Ted White	Offensive Assistant / Quarterbacks



GIANTS COACHING STAFF



QUICK HITS

OVERALL COACHING EXPERIENCE: 26 SEASONS

NFL EXPERIENCE: 21 SEASONS

GIANTS EXPERIENCE: ONE SEASON

ALMA MATER: ROCHESTER

HOMETOWN: WELLAND, ONTARIO, CANADA

5

Won five Super Bowl titles with the Patriots over a total of 11 years coaching in New England (XXXVI, XXXVIII, XXXIX, XLIX and LI)

13

Voted AP's NFL Assistant Coach of the Year in 2020 after the Bills finished 13-3 and unseated longtime powerhouse New England atop the AFC East

17

Helped Alabama win its 17th national championship in 2017, returning to collegiate coaching to become offensive coordinator

CAREER JOURNEY

2022-	Head Coach	New York Giants
2018-21	Offensive Coordinator	Buffalo Bills
2017	Offensive Coordinator/Quarterbacks	Alabama
2014-16	Tight Ends	New England Patriots
2013	Offensive Coaching Assistant	New England Patriots
2012	Offensive Coordinator	Kansas City Chiefs
2011	Offensive Coordinator	Miami Dolphins
2009-10	Offensive Coordinator	Cleveland Browns
2007-08	Quarterbacks	New York Jets
2002-06	Wide Receivers	New England Patriots
2000-01	Defensive Assistant	New England Patriots
1998-99	Graduate Assistant	Michigan State
1997	Volunteer Assistant	William & Mary

GIANTS COORDINATORS



MIKE KAFKA

OFFENSIVE COORDINATOR

OVERALL COACHING EXPERIENCE: SEVEN SEASONS

NFL EXPERIENCE: SIX SEASONS

GIANTS EXPERIENCE: ONE SEASON



DON MARTINDALE

DEFENSIVE COORDINATOR

OVERALL COACHING EXPERIENCE: 25 SEASONS

NFL EXPERIENCE: 18 SEASONS

GIANTS EXPERIENCE: ONE SEASON



THOMAS MCGAUGHEY

SPECIAL TEAMS COORDINATOR

OVERALL COACHING EXPERIENCE: 21 SEASONS

NFL EXPERIENCE: 15 SEASONS

GIANTS EXPERIENCE: NINE SEASONS

GIANTS COACHING STAFF

Angela Baker	Offensive Quality Control
Andy Bischoff	Tight Ends
Anthony Blevins	Assistant Special Teams
Bryan Cox	Assistant Defensive Line
John Egorugwu	Inside Linebackers
Mike Groh	Wide Receivers
Jerome Henderson	Defensive Backs
Bobby Johnson	Offensive Line
Christian Jones	Offensive Assistant
Cade Knox	Offensive Assistant/Game Manager
Andre Patterson	Defensive Line
DeAndre Smith	Running Backs
Tony Sparano Jr.	Assistant Offensive Line
Shea Tierney	Quarterbacks
Michael Treier	Assistant Defensive Backs
Drew Wilkins	Outside Linebackers
Kevin Wilkins	Defensive Assistant
Nick William	Quality Control/Special Teams
Laura Young	Director of Coaching Operations



Opening Statement

"I have to admit, I'm kind of surprised that all of you are here. Isn't there a parade going on right now? It's a workday for me and for you too. But it is great. Dusty Baker has been such a great manager for so long. You just kind of just assume that he had won a World Series and led his team multiple times. But for this to be his first one is pretty special. It couldn't happen to a better guy. Excited for our Astros. For us, it's a workday for us. We have a big game against the Giants coming up. It's as simple as that. They've played good football this year, starting with how their quarterback Daniel Jones has played. First off, he's a lot better athlete than he's given credit for. Everybody assumes he's just a stand in the pocket thrower. He can make all the throws, but I think he's been really effective when he's gotten out on the perimeter. They do a really good job with boots. Mike Kafka of course and (Brian) Daboll, I mean their coaches have done a great with designing some plays to take advantage of his talents. It always starts at quarterback, but Saquon Barkley, the conversation goes to him quickly. Loved him in college and what he's done in the league. He's an outstanding player. A big guy that can run in between the tackles, he can make you miss in the open field and he also has excellent speed. So that'll be a good, big challenge for us. On the other side of the ball, no one will blitz us as much as they will blitz. Of course, I'm very familiar with (Kayvon) Thibodeaux, spent a lot of time with him. Fabian Moreau, who was on our team, is playing good football for them. Good football team. Big challenge for us. We've taken a couple of days off, of course. Our players will be back officially in the building tomorrow, and we'll get back on our game week routine."

What has surprised you most about the Giants turnaround this year?

"If you just look at the guys I'm talking about, they've been there. I feel like they have a pretty good foundation in place too. But sometimes it takes a while for it all to come together, and for whatever reason, it's coming together. They have a commitment to the run, and when you talk about a great tailback like that (Saquon Barkley), you see why there will be a commitment to the run. And a quarterback who has protected the football and done the things he's supposed to do. Once you get momentum going and you start believing, in the NFL, the top team to the team that most would consider the worst team in football, any day that can happen."

Who or what can you lean on for new answers than what you came in with?

"From the first day you get here you're looking for, if something doesn't work, you're looking for a better way of doing it. That process just continuous throughout. It's not getting to a certain point in the season or anything like that. We understand what our record is, if you're talking specifically about us, and any time something doesn't work, we're looking for ways to make that better. All the way up until the last game. All the way up until the last play. You know, it's always about protecting the football, and we protect the football at the end of the game. I like the way a lot of our guys actually played right at the end of it, this last game. That's something to build on."

Do you expect WR Nico Collins and DL Maliek Collins to practice this week?

"I'm hoping. We talk about how good the Giants are, rightfully so, we need all hands on deck. They're getting better. Like I said, these last couple of days we let the guys get away a little bit. You know, guys are starting rehab and injury checks today, but we hope they will be able to. They are right on schedule and have made a lot of progress. We'll see."

How has captain OL Laremy Tunsil played this year?

"He's showed up. First off, we know who he is. He's as talented as a player as we have, and we're paying him that way. He's been great in the locker room, showing up every day and giving his all, each play, a good presence in the locker room, all those things. Guys, that's what they're looking for, a veteran that's been around and has played a high level for a long period of time. How have you done this? What I've found out about him, from my shorter time around him, is when he starts talking, he makes a whole lot of sense on so many things. Just his knowledge of the game, taking care of his body, all of those things, being a pro. Been really impressed with that."

When WR Brandin Cooks is back, how do you get him incorporated back into this offense?

"That's what we've been trying to do throughout. We've been trying to win every game throughout. Our best players, we've been trying to get them the ball, gameplan-wise as best we can. To let their talent show all within a team concept. We missed Brandin (Cooks) the last game we played like we missed Nico (Collins) the last game. We missed Maliek Collins. We missed a lot of those guys and can't wait to get them back. We need everyone. Can't wait to be them back as soon as possible and see what we can do then."

What are some of the things that OL Laremy Tunsil has said that makes sense?

"I'll keep those to myself a little bit. A lot of things, you can probably understand why we don't go over everything Laremy (Tunsil) has said to me. There's a lot of things throughout the day, when you're around someone for multiple hours each day that they say. Take my word for it."

You're going up against another top-10 running back in Giants RB Saquon Barkley. Without giving away the gameplan, are you going to still lean on RB Dameon Pierce like you have in the past?

"First thing, it's a good sound to it, 'going against another top-10 running back', saying that we have a top-10 running back. I think whatever you are, as a football team, what you believe, your personality, you don't get away from that. We need to run the football. We've said that every game, that's not going to change, doesn't matter who we go against. They have an excellent defense that's going to challenge us in a lot of different ways that other teams have not. We have to meet that challenge. It's kind of as simple as that."

As a coaching staff, how much can you guys be better at helping your players execute whatever run fit they're supposed to?

"We can do a whole lot better job of coaching our players so we play better run defense. Absolutely."

How have you seen teams build around a running back like the way you approach using RB Dameon Pierce?

"I'll say one more time because for me, I think every year it's been that way. Maybe some years a running back is used a little bit better and maybe has a few more yards. I don't think the running back position has been belittled. It's just a passing game. You don't need a good running back to be able to do what you want to do. Seems like this year, more of the tension has been placed on it. That's the only way I've know it to be, our game. You need a good running game. If you're a good passing team, what would help that passing attack is a running attack. I think it all goes hand-in-hand. I know for us, that's just the only way we know how to do it. If you look at most of the good football teams, I think that's still the case. You look at the Super Bowl champion, I think somewhere along the lines, they have a good running back. That's what I would say."

I know you couldn't make it to the parade today, but if it's any consolation, Dusty Baker hated that he missed the game on Thursday night.

"Dusty (Baker) is of course a Houston sports fan in general. Total support behind that. We talk about LT (Laremy Tunsil) setting a good example of how things can be. On what Dusty is setting for us and all the other sports team around here, what you can do, come in, change some things, believe in the process, keep getting better, adding pieces to the puzzle and also see perseverance. If you just look at Dusty Baker in general, perseverance. Normally cream comes to the top, and that's what we're hoping."

Did you call Dusty Baker after he won the World Series the other night?

"When I say Dusty Baker knows a whole lot of people, I'm way down the line. Have I communicated, have I congratulated him? Absolutely, like me and about two billion other people have. We will eventually make contact, but right now I'm just pumped up for what they're going through. That feeling, that's a feeling that I can't wait to get. I know it's got to be special."

What do you feel like you need to do to fix that glaring hole in the defense?

"It's just not one thing I can tell you. I know you asked me pointed questions on do this, fix that. That's just not how the world works. That's not how a defense works. That's not how football works. This is what we do. If there's an issue and there's been an issue, we constantly practice it. We changed personnel. Believe it or not, we changed up ways to actually practice and try to get it better. Sometimes it just takes more time. Things don't happen overnight. That's what I'm going to say. We're just going to go to practice and we're not combing our hair or something out at practice. We're practicing trying to get better. I understand about our run defense and eventually it will get better. Right now, when you ask those questions, there's not a whole lot I can do or say except for coaching wise we have to coach a whole lot better, player wise we have to play better. That's the only answer I can give you right now."

What do you think that group adds with TE Teagan Quitoriano out there?

"It's tough to get four tight ends active and they were able to get into it. That's tougher to do. Talking Teagan (Quitoriano) in particular, he's our best blocker of the group. We say we're a running football team, you need a Y tight end and that's what he is. He caught a touchdown pass and did some good things in the passing game too, which is an added bonus. A few weeks back we talked about Christian Harris' first game. I know Teagan played a little bit more in the preseason but we're just glad to get him back into the mix. We love those decisions where, at the tight end position you talk about four guys and how we get them involved in the gameplan. It will be fun to do that. When you play a team like we're playing this week, without going over all the gameplan, it's about keeping more bodies in to being able to protect some of that stuff. We'll ask all of those guys to do an awful lot. But just talking about a position, we talked about what Teagan has done, Jordan Akins has done the same thing. O.J. Howard has had his moments and getting Brevin (Jordan) back into the mix gives us a lot of flexibility."

TEXANS-GIANTS MATCHUP INFORMATION



TEXANS BIG DAYS AGAINST THE GIANTS

QB **Kyle Allen** completed 36-of-42 attempts and threw for 280 passing yards and two passing touchdowns in a 20-19 loss to the New York Giants on Oct. 18, 2020 as a member of the Washington Commanders.

TE **O.J. Howard** caught a 58-yard touchdown pass, the second longest of his career, in a 25-23 victory over the New York Giants on Oct. 1, 2017 as a member of the Tampa Bay Buccaneers.

WR **Brandin Cooks** hauled in two receiving touchdowns and 88 receiving yards on 26 receptions in a 52-49 victory over the New York Giants on Nov. 1, 2015 as a member of the New Orleans Saints.

DL **Ogbonnia Okoronkwo** recorded one tackle, 1.0 sack and one forced fumble in a 38-11 victory over the New York Giants on Oct. 17, 2021 as a member of the Los Angeles Rams.

LB **Christian Kirksey** had a team-high 10 tackles (three solo) in a 27-13 loss to the New York Giants on Nov. 27, 2016 as a member of the Cleveland Browns.

2022 OFFENSIVE STATISTICAL COMPARISON

	HOU	Rnk	NYG	Rnk
Yards / Game	290.5	29	320.6	24
Yards / Play	4.99	27	5.02	24
Rushing Yards / Game	101.9	25	161.5	5
Rushing Yards / Play	4.34	21	4.91	10
Passing Yards / Game	188.6	27	159.1	29
Passing Yards / Play	5.83	29	5.71	30
Interception Rate	3.09%	28	1.35%	3
Sacks / Pass Attempt	7.34%	19	11.21%	30
First Downs / Game	16.8	30	20.4	15
Punt Return Avg	6.9	23	6.2	25
Kickoff Return Avg	20.8	20	21.8	15
Field Goals Made	87.50%	12t	89.47%	9
3rd Down Pct	31.07%	30	39.62%	17t
4th Down Pct	50.00%	13t	33.33%	26t
Red Zone Pct	52.63%	22	50.00%	23t
Goal to Go Pct	75.00%	13t	72.73%	16
Avg Time of Possession	28:31	28	31:54	4
Points/Game	16.6	28	20.4	22

2022 DEFENSIVE STATISTICAL COMPARISON

	HOU	Rnk	NYG	Rnk
Yards / Game	398.1	30	345.6	17
Yards / Play	5.99	30	5.75	23
Rushing Yards / Game	180.6	32	137.3	25
Rushing Yards / Play	5.45	30	5.46	31
Passing Yards / Game	217.5	19	208.4	16
Passing Yards / Play	7.02	24	6.31	9
Interception Rate	2.82%	7	0.38%	32
Sacks / Pass Attempt	7.66%	14	6.06%	22
First Downs / Game	22.4	30	20.9	23
Punt Return Avg	8.9	18	12.7	29
Kickoff Return Avg	17.7	2	21.5	16
3rd Down Pct	41.18%	19	32.99%	4
4th Down Pct	54.55%	23	66.67%	28t
Red Zone Pct	55.56%	15t	42.86%	3
Goal to Go Pct	57.14%	4t	77.78%	23
Points / Game	22.9	18t	19.6	8t
Point Differential / Game	-6.3	31	0.8	13
Yard Differential / Game	-107.6	32	-25.0	21

TEXANS CAREER STATS VS. GIANTS

PASSING

Player	G	Att.	Yds	Avg.	Lg	TD
K. Allen	2	49	342	9.5	29	2

RUSHING

Player	G	Att.	Yds	Avg.	Lg	TD
K. Allen	2	2	8	4.0	6	0

RECEIVING

Player	G	Rec.	Yds	Avg.	Lg	TD
O. Howard	4	11	217	19.7	58	2
B. Cooks	2	13	156	12.0	26	2
D. Ogunbowale	3	3	23	7.7	9	0
J. Akins	1	1	18	18.0	18	0

DEFENSE

Player	G	S	A	Tot	Sk	Yds	INT	PD	FF	FR
S Nelson	4	14	3	19	0.0	0.0	0	3	0	0
C. Kirksey	1	3	7	10	0.0	0.0	0	0	0	0
M. Collins	8	3	4	9	1.5	12.0	0	0	0	0
M. Stewart	2	5	0	5	0.0	0.0	0	0	0	0
M. Addison	4	1	3	4	0.0	0.0	0	0	0	0
J. Hughes	2	3	1	4	0.0	0.0	0	0	0	0
O. Okoronkwo	2	3	0	3	2.0	21.0	0	1	1	0
D. King	1	1	1	2	0.0	0.0	0	0	0	0
J. Reeves-Maybin	2	1	1	2	0.0	0.0	0	0	0	0
R. Green	1	0	1	1	0.0	0.0	0	0	0	0



TEXANS-GIANTS MATCHUP INFORMATION



ALL TIME SERIES

REGULAR SEASON

Date	W/L	Score	Overall: 1-4 H/A	Home: 1-2 Venue	Road: 0-2 Texans QB	Giants QB
11/24/02	W	16-14	H	Reliant Stadium	D. Carr	K. Collins
11/5/06	L	10-14	A	Giants Stadium	D. Carr	E. Manning
10/10/10	L	10-34	H	Reliant Stadium	M. Schaub	E. Manning
9/21/14	L	17-30	A	MetLife Stadium	R. Fitzpatrick	E. Manning
9/23/18	L	27-22	H	NRG Stadium	D. Watson	E. Manning



**HOUSTON
TEXANS**

2022

1-6-1

4th, AFC South

GIANTS

2022

6-2

3rd, NFC East

REGULAR SEASON SERIES BREAKDOWN

Record vs. Giants	Texans trail, 1-4
Last meeting	Giants 27, Texans 22 (9/23/18)
Texans largest margin of victory	2 (Texans 16, Giants 14; 11/24/02)
Giants largest margin of victory	24 (Giants 34, Texans 10; 10/10/10)
Current win streak	Giants, 4 (2006-present)
Texans longest win streak	1 (2002)
Giants longest win streak	4 (2006-present)
Most points, Texans	22 (Giants 27, Texans 22; 9/23/18)
Most points, Giants	34 (Giants 34, Texans 10; 10/10/10)
Most points, both teams	49 (Giants 27, Texans 22; 9/23/18)
Fewest points, Texans	10 (2x – last: Giants 34, Texans 10; 10/10/10)
Fewest points, Giants	14 (2x – last: Giants 14, Texans 10; 11/5/06)
Fewest points, both teams	24 (Giants 14, Texans 10; 11/5/06)
Most net yards, Texans	427 (Giants 27, Texans 22; 9/23/18)
Most net yards, Giants	419 (Giants 30, Texans 17; 9/21/14)
Most rushing yards, Texans	123 (Texans 16, Giants 14; 11/24/02)
Most rushing yards, Giants	193 (Giants 30, Texans 17; 9/21/14)
Most passing yards, Texans	368 (Giants 27, Texans 22; 9/23/18)
Most passing yards, Giants	297 (Giants 34, Texans 10; 10/10/10)
Fewest net yards, Texans	195 (Giants 34, Texans 10; 10/10/10)
Fewest net yards, Giants	285 (Giants 14, Texans 10; 11/5/06)
Fewest rushing yards, Texans	24 (Giants 34, Texans 10; 10/10/10)
Fewest rushing yards, Giants	114 (Giants 27, Texans 22; 9/23/18)
Fewest net passing yards, Texans	89 (Texans 16, Giants 14; 11/24/02)
Fewest net passing yards, Giants	163 (Giants 14, Texans 10; 11/5/06)
Most sacks, Texans	4 (Giants 27, Texans 22; 9/23/18)
Most sacks, Giants	5 (Texans 16, Giants 14; 11/24/02)
Most interceptions, Texans	2 (2x – last: Giants 34, Texans 10; 10/10/10)
Most interceptions, Giants	3 (Giants 30, Texans 17; 9/21/14)
Most turnovers, Texans	3 (Giants 30, Texans 17; 9/21/14)
Most turnovers, Giants	3 (Texans 16, Giants 14; 11/24/02)
Most penalties, Texans	8-68 (Texans 16, Giants 14; 11/24/02)
Most penalties, Giants	9-84 (Giants 34, Texans 10; 10/10/10)

2022 INDIVIDUAL COMPARISON

TEXANS

GIANTS

PASSING YARDS

Davis Mills	1,656	Daniel Jones	1,399
-------------	-------	--------------	-------

RUSHING YARDS

Dameon Pierce	678	Saquon Barkley	779
Rex Burkhead	81	Daneil Jones	363
Davis Mills	28	Matt Breida	73

RECEIVING YARDS

Brandon Cooks	354	Darius Slayton	232
Nico Collins	305	Richie James	191
Chris More	171	Saquon Barkley	189
Jordan Akins	159	Sterling Shepard	154
Rex Burkhead	131	Daneil Bellinger	152
O.J. Howard	110	Wan'Dale Robinson	107
Dameon Pierce	98	David Sills V	106

POINTS SCORED

Ka'imi Fairbairn	55	Graham Gano	65
Dameon Pierce	24	Saquon Barkley	32
O.J. Howard	12	Daniel Jones	18
Chris Moore	12	Daniel Bellinger	18
Jordan Akins	6	Chris Myrick	6
Brandin Cooks	6	Darius Slayton	6
Rex Burkhead	6	Wan'Dale Robinson	6
Phillip Dorsett	6	Gary Brightwell	6
Teagan Quitoriano	6	Sterling Shepard	6

INTERCEPTIONS

Jalen Pitre	2	Julian Love	1
Derek Stingley Jr.	1		
Desmond King II	1		
Jerry Hughes	1		
Christian Kirksey	1		
Steven Nelson	1		

SACKS

Jerry Hughes	7.0	Dexter Lawrence	4.0
Rasheem Green	3.5	Oshane Ximines	2.0
Jonathan Greenard	1.5	Kayvon Thibodeaux	1.0
Roy Lopez	1.0	Tae Crowder	1.0
Derek Stingley Jr.	1.0	Jihad Ward	1.0
Jalen Pitre	1.0	Tomon Fox	1.0
Jaleel Johnson	1.0	Micah McFadden	1.0
Steven Nelson	1.0	Leonard Williams	1.0
Kurt Hinish	1.0	Azeez Ojulari	1.0

DEFENSIVE TACKLES

Jonathan Owens	68	Julian Love	58
Christian Kirksey	57	Adoree' Jackson	43
Jalen Pitre	57	Tae Crowder	39
Derek Stingley Jr.	41	Xavier McKinney	38
Desmond King II	37	Fabian Moreau	32
Steven Nelson	36	Dexter Lawrence	28
Rasheem Green	22	Jaylon Smith	26

SPECIAL TEAMS TACKLES

M.J. Stewart	8	Julian Love	4
Eric Murray	7	Cam Brown	4
Dare Ogunbowale	6	Fabian Moreau	3
Blake Cashman	5	Carter Coughlin	3

KICKOFF RETURNS (Avg.)

Tremon Smith	20.8	Gary Brightwell	21.8
--------------	------	-----------------	------

PUNT RETURNS (Avg.)

Desmond King II	7.3	Richie James	7.1
-----------------	-----	--------------	-----

FIELD GOALS

Ka'imi Fairbairn	14/16, 87.5%	Graham Gano	17/19, 89.5%
------------------	--------------	-------------	--------------

PUNTING (GROSS/NET Avg.)

Cameron Johnston	49.1/47.2	Jamie Gillan	50.2/45.2
------------------	-----------	--------------	-----------



TEXANS FROM NEW YORK

- Bethpage, N.Y. - LS **Jon Weeks**
- Brooklyn, N.Y. - DL **Jaleel Johnson**

GIANTS FROM TEXAS

- League City - WR **Marcus Johnson**
- Plano - OL **Jack Anderson**

TEXANS COACHING CONNECTIONS

- Assistant offensive line coach **Hal Hunter** coached with the Giants, serving as the offensive line coach (2018-19)

GIANTS COACHING CONNECTIONS

- Tight ends coach **Andy Bischoff** coached with the Texans, serving as the tight ends coach (2021)

FORMER GIANTS ON THE TEXANS

- DB **Isaac Yiadom** (2020)

FORMER TEXANS ON THE GIANTS

- QB **Tyrod Taylor** (2021)



COLLEGE CONNECTIONS

- Alabama - LB **Christian Harris** (2019-21) and OL **Evan Neal** (2019-21)
- Arizona - DL **Roy Lopez** (2020) and RB **Gary Brightwell** (2017-20)
- Iowa - LB **Christian Kirksey** (2010-13), DB **Desmond King II** (2013-16), DL **Jaleel Johnson** (2013-16) and LS **Casey Kreiter** (2009-13)
- LSU - OL **Austin Deculus** (2017-21), DB **Derek Stingley Jr.** (2019-21) and DB **Cor'Dale Flott** (2019-21)
- Miami - WR **Phillip Dorsett** (2011-14), TE **Brevin Jordan** (2018-20) and OL **Jon Feliciano** (2010-14), LB **Quincy Roche** (2020)
- Minnesota - LB **Blake Cashman** (2015-18) and LB **Carter Coughlin** (2016-19)
- Nebraska - DL **Maliek Collins** (2013-15) and OL **Nick Gates** (2014-17)
- North Carolina - DB **M.J. Stewart** (2014-17), OL **Charlie Heck** (2016-19) and LB **Tomon Fox** (2016-21), OL **Joshua Ezeudu** (2018-21)
- Notre Dame - DL **Kurt Hinish** (2017-21) and DB **Julian Love** (2016-18), DB **Nick McCloud** (2020)
- Oregon State - TE **Teagan Quitoriano** (2018-21) and WR **Isaiah Hodgins** (2017-19)
- Pittsburgh - OL **Jimmy Morrissey** (2017-20) and DB **Jason Pinnock** (2017-20)
- USC - DL **Rasheem Green** (2015-17) and DB **Adoree' Jackson** (2014-16)
- UCLA - K **Ka'imi Fairbairn** (2012-15), OL **Scott Quessenberry** (2013-14, 2015-17) and DB **Fabian Moreau** (2012-16), DB **Darnay Holmes** (2017-19)





QUARTERBACKS (2)

3 KYLE ALLEN 6-3 210 4th season Houston

Signed with the Houston Texans on March 23, 2022 as a free agent...Spent the 2021 season with Washington, adding depth to the quarterback position... Made two appearances late in the season, completing 12-of-19 passes (63.2 percent) for 120 yards one touchdown and a passer rating of 98.6...Started four games in 2020 with Washington, completing 60-of-87 passes for 610 yards, four touchdowns, one interception and a passer rating of 99.3...Was a 12-game starter with Carolina in 2019, starting in relief of QB Cam Newton, passing for 3,322 yards, 17 touchdowns and a passer rating of 80.0...Signed with the Carolina Panthers as a college free agent on April 30, 2018... Played one season at the University of Houston (2017) after spending his first two seasons (2014-15) at Texas A&M University in College Station, Texas... Attended Desert Mountain High School in Scottsdale, Ariz., where he was rated as the nation's top quarterback in 2014 by ESPN, Rivals, Scout and 247Sports after throwing for more than 8,000 yards and 86 touchdowns over his high school career.

10 DAVIS MILLS 6-4 225 2nd season Stanford

Selected by the Texans in the third round (67th overall) of the 2021 NFL Draft... Has passed for 1,656 yards on 162-of-258 (65.2 percent) passing and 10 touchdowns in 2022...Completed 263-of-394 passes (66.8 percent) with 2,664 passing yards, 16 touchdowns and 10 interceptions for a passer rating of 88.8 in 13 games (11 starts) in 2021...Passed for 254 yards and two touchdowns for a passer rating of 130.6 vs. the L.A. Chargers (12/26/21), becoming the third rookie quarterback in NFL history with at least 250 passing yards, two touchdown passes and a rating of 130-or-higher in multiple games, joining Robert Griffin III (2012) and Justin Herbert (2020)...Became the first rookie quarterback in NFL history to finish a game with 300-plus passing yards, three-plus passing touchdowns and a passer rating of 140.0 or higher vs. New England (10/10)...Played in 14 games with 11 starts at Stanford and totaled 3,468 passing yards, 18 touchdowns, eight interceptions and a completion percentage of 65.5...Earned All-Pac 12 honorable mention honors as a season after completing 129-of-195 passes (66.2%) for 1,508 yards, seven touchdowns and three interceptions...Named Team MVP for Stanford with the Irving S. Zeimer Award as a senior.

RUNNING BACKS (3)

28 REX BURKHEAD 5-10 215 10th season Nebraska

Signed by the Texans as a free agent on June 1, 2021...Has rushed the ball 23 times for 81 yards (3.5 avg) and has caught 25 passes for 131 yards (5.2 avg.) and one touchdown in 2022...Amassed 427 rushing yards on 122 carries (3.5 avg.) with three touchdowns and 25 receptions for 186 yards (6.5 avg.) in 16 games (five starts) in 2021...Rushed for a career-high 149 yards on 22 carries (6.8 avg.) and scored two touchdowns vs. the L.A. Chargers (12/26/21)...Has totaled 1,824 rushing yards on 462 carries (4.0 avg.) with 17 rushing touchdowns and 1,330 receiving yards on 155 catches (8.5 avg.) with eight receiving touchdowns in nine seasons with the Bengals, Patriots and Texans...Appeared in 10 games in 2020 and totaled 67 rushes for 274 yards (4.1 avg.) and three touchdowns to go along with 25 receptions for 192 yards (7.7 avg.) and three receiving touchdowns...Originally selected by the Bengals in the sixth round (190th overall) of the 2013 NFL Draft.

31 DAMEON PIERCE 5-10 218 Rookie Florida

Selected by the Houston Texans in the fourth round (107th overall) of the 2022 NFL Draft...Through his first eight games of the season, Pierce has recorded 678 rushing yards and three touchdowns...Rushed for 131 yards in Week 4 that included a 75-yard touchdown rush, the third-longest run in team history...Saw action in all 13 games in 2021 and finished his senior campaign with 574 rushing yards and 13 touchdowns on 100 carries (5.74 avg.) while catching 19 passes for 216 yards (11.37 avg.) and three scores...Played in all 12 games (10 starts) and led the team in rushing with 503 yards and four touchdowns, also catching 17 passes for 156 yards and one touchdown in 2020...Played in 12 games and totaled 54 carries for 305 rushing yards (5.65 avg.) and four touchdowns, also catching four passes for 30 yards in 2019...In 2018, Pierce played all 13 games as a reserve running back and a key member of Florida's special teams unit, totaling 69 carries for 424 rushing yards (6.14 avg.) and two touchdowns while catching five passes out of the backfield for 20 yards and one score. Also notched four tackles on special teams.

33 DARE OGUNBOWALE 5-11 205 4th Season Wisconsin

Making his second stint with the Texans after signing with the team on March 23, 2022...Has appeared mostly on special teams during the 2022 season...Caught five passes for 54 yards (10.8 avg.) at Las Vegas in Week 7...Has rushed the ball 87 times for 307 yards and three touchdowns during his NFL career, seeing time with Washington (2017), Tampa Bay (2018-19) and Jacksonville (2020-21)...Handled a career-high 43 carries and rushed for 137 yards (3.2 avg.) and one touchdown, also catching 13 passes for 114 yards (8.8 avg.) and a score in 2021...Played four seasons (2013-16) at the University of Wisconsin in Madison, Wis...Lettered for the fourth consecutive year after appearing in all 14 games as a senior (2016), rushing 91 times for 506 yards and five touchdowns and catching 24 passes for 208 yards and a score.

FULLBACKS (1)

34 TROY HAIRSTON 5-11 245 Rookie Central Michigan

Signed with the Houston Texans as a college free agent on May 13, 2022... Made his NFL debut against the Indianapolis Colts on Sept. 11, 2022...Played five seasons (2017-21) at Central Michigan University in Mount Pleasant, Mich., where he played in 54 games and totaled 129 tackles (71 solo), 34.0 tackles for loss, 16.5 sacks, four forced fumbles and one fumble recovery...Appeared in 13 games and recorded a collegiate career-high 55 tackles, 17 tackles for loss, nine sacks and one forced fumble while receiving first-team All-MAC honors in 2021.

WIDE RECEIVERS (5)

4 PHILLIP DORSETT 5-10 192 8th season Miami

Signed with the Houston Texans on Dec. 4, 2021, joining the team's practice squad...Has tallied 135 receiving yards on seven receptions this year...Caught two passes for 45 yards (22.5 avg.) and a touchdown at Las Vegas in Week 7, his first touchdown reception since Week 11 in 2019...Played with three different teams in 2021, spending time with the Jacksonville Jaguars, Seattle Seahawks and Houston Texans...Traded by the Colts to the Patriots in 2017 and spent 2017-19 with the New England Patriots, catching 73 passes for 881 yards and eight touchdowns...Dorsett caught a 29-yard touchdown pass in the 2018 AFC Championship at Kansas City, helping his team advance past the Chiefs and claim a Super Bowl LIII win over the Rams...Played two seasons with the Indianapolis Colts, making seven starts, catching 51 passes for 753 yards and three scores... Played four seasons at the University of Miami (2011-14) in Miami, Fla., recording 121 receptions for 2,132 yards (17.6 avg.) and 17 touchdowns...Selected by the Indianapolis Colts in the first round (29th overall) of the 2015 NFL Draft.

12 NICO COLLINS 6-4 215 2nd season Michigan

Drafted by the Texans in the third round (89th overall) of the 2021 NFL Draft... Has caught 15 passes for 272 yards (18.1 avg.) in 2022...Recorded 446 receiving yards on 33 catches (13.5 avg.) and one touchdown in 14 games (eight starts) in 2021...Caught his first NFL touchdown pass from QB Davis Mills vs. the L.A. Chargers (12/26)...Played three seasons (2017-19) at Michigan before opting out of the 2020 season, totaling 78 receptions for 1,388 receiving yards (17.8 avg.) and 13 touchdowns in his career...Led the Big Ten with 19.7 yards per catch as a junior in 2019, earning Michigan's Offensive Player of the Year honors... Named All-Big Ten honorable mention in 2018 after playing 13 games with 38 receptions for 632 yards (16.6 avg.) and six touchdowns.



13 BRANDIN COOKS 5-10 183 9th season Oregon State

Acquired by the Texans via trade with the Los Angeles Rams on April 10, 2020... Surpassed the 8,000 yard receiving mark in Week 2 becoming the 10th player to do so before turning 29...Has 32 catches for 354 yards (11.1 avg.) and one touchdown in 2022...Led the team with 90 receptions for 1,037 yards (11.5 avg.) and six touchdowns through 16 games (all starts) in 2021...Eclipsed 1,000 yards receiving on the season for the sixth time of his career at San Francisco (1/2/22), becoming the third Texans player to record consecutive seasons with 1,000 receiving yards... Is one of eight active players with at least six 1,000-yard receiving seasons...Has totaled 7,917 receiving yards and 46 touchdowns on 573 receptions (13.8 avg.) in his 119-game career...Started 15 games in his first season with the Texans in 2020 and became the third player in franchise history with at least 1,000 receiving yards in a single season...One of four players in NFL history to record at least three 1,000-plus receiving yard seasons prior to turning 25 (Randy Moss, John Jefferson and Odell Beckham Jr.)...Became the first player in NFL history to record three consecutive 1,000-yard seasons on three different teams (New Orleans, New England and L.A. Rams)...Appeared in back-to-back Super Bowls (LII, LIII) with the Patriots and Rams, totaling 143 receiving yards...Owns the fourth-highest yards-per-reception average (13.8) since entering the league in 2014 among active players (min. 500 receptions)...Originally drafted by the New Orleans Saints in the first round (20th overall) of the 2014 NFL Draft.

15 CHRIS MOORE 6-1 200 7th season Cincinnati

Signed by the Houston Texans as an unrestricted free agent on March 24, 2021, shuffling from the practice squad to the active roster multiple times...Has caught 14 passes for 171 yards (12.2 avg.) and two touchdowns in 2022...Played in 12 games (one start) in his first season as a Texan in 2021, posting a career-high 21 catches and amassing 227 receiving yards (10.8 avg.) and two touchdowns... Recorded five receptions for a season-high 109 yards (21.8 avg.), both career highs, vs. New England (10/10/21)...Prior to joining the Texans, Moore played with the Ravens from 2016-2020, playing in 61 games with five starts...Moore played at Cincinnati from 2012-15 and was selected by the Baltimore Ravens with the ninth pick of the fourth round (107th overall) of the 2016 NFL Draft.

18 TYRON JOHNSON 6-1 193 3rd season Oklahoma State

Signed by the Houston Texans on October 25, 2022 from the Raiders practice squad...Has caught 22 passes for 414 yards and three touchdowns in his NFL career...Most productive year came in 2020 when he caught 20 passes for 398 yards and three scores...Played one season at LSU and two seasons and Oklahoma State over his college career, appearing in 27 games and totaling 80 receptions for 1,288 yards (16.1 avg.) and 12 touchdowns...Originally signed with the Texans as an undrafted free agent out of college and is in his third stint with the team.



TIGHT ENDS (3)

9 BREVIN JORDAN 6-3 245 2nd season Miami (Fla.)

Selected by the Texans in the fifth round (147th overall) of the 2021 NFL Draft... Has caught six passes for 32 yards (5.3 avg.) in 2022...Had 20 catches for 178 yards (8.9 avg.) and three touchdowns in nine games (two starts) in 2021... Caught four passes for a career-high 56 yards (14.0 avg.) with a career-long 27-yard reception vs. the L.A. Chargers (12/26/21)...Spent three seasons (2018-20) at Miami (Fla.), where he played in 30 games (29 starts) and totaled 1,358 receiving yards on 105 receptions (12.9 avg.) with 13 touchdowns...Named Second-Team All-ACC after starting all eight games he played in and finishing second on the team in receptions (38) and receiving yards (57) while also tying for the team lead with seven touchdown catches in 2020...Was a semifinalist for the John Mackey Award, given to the nation's top tight end...Garnered First Team All-ACC honors and was named a Mackey Award finalist in 2019 after starting 10 games with 35 catches, 495 receiving yards and two touchdowns... Earned All-ACC Second Team honors as a true freshman.

83 O.J. HOWARD 6-6 251 6th Season Alabama

Signed by the Houston Texans on Sept. 2, 2022...Opened the season catching two touchdown passes from QB Davis Mills, becoming the third tight end in NFL history to catch at least two touchdowns in an opener with their new team (TE Alex Smith - 2006, TE Jared Cook - 2013)...Super Bowl LV Champion...Has started 53-of-67 career games, catching 127 passes for 1,847 yards (14.5 avg.) and 17 touchdowns...Recorded a career-long 75-yard touchdown catch against Philadelphia (9/16/18), the fourth-longest catch by a tight end in Tampa Bay history...Caught six touchdowns as a rookie, tied for the second-most among rookies and the fourth-most ever by a Buccaneers rookie...Had career highs in receptions (six), receiving yards (98) and receiving touchdowns (two) at Buffalo (10/22/17)...Recorded a 58-yard touchdown catch against New York Giants (10/1/17), the longest touchdown reception by a Tampa Bay rookie since 2012 (Doug Martin, 64 yards at Minnesota 10/25/12) and then the then fourth-longest touchdown reception by a tight end in team history...Made first career start NFL debut against Chicago (9/17/17)...Played in 57 games, with 37 starts, including 28 of the final 30 of his collegiate career...Finished his career with 114 receptions for 1,726 yards and seven touchdowns...Selected in the first round (19th overall) of the 2017 NFL Draft by the Tampa Bay Buccaneers.

88 JORDAN AKINS 6-4 243 6th season Central Florida

Signed to the Texans active roster from the practice squad on Oct. 12, 2022... Has played in six games during the 2022 season, catching 11 passes for 159 yards (14.5 avg.)...Played the previous five years with the Texans catching 121 passes for 1,346 yards and four touchdowns...Akins brought in a career-best 418 receiving yards during his second season in the NFL in 2019...Played four seasons at Central Florida, amassing 1,148 receiving yards and eight touchdowns...Prior to attending Central Florida, Akins was drafted in the third round of the 2010 Major League Baseball Draft by the Texas Rangers.





OFFENSIVE LINE (9)

54 SCOTT QUESSNBERRY 6-3 310 5th season UCLA

Signed with the Houston Texans as an unrestricted free agent on March 23, 2022...Earned his first start as a Texan in Week 2 at Denver (9/18)...Appeared in 16 games (one start) for the Chargers and blocked for QB Justin Herbert as he set the franchise record for touchdown passes in a season (38) and recorded 5,014 passing yards, 302 rushing yards and three rushing touchdowns in 2021... Has played in 70 games (17 starts) during his NFL career...Played four seasons (2013-14; 2016-17) at the University of California, Los Angeles and finished his career with 44 starts...Selected by the Los Angeles Chargers in the fifth round (155th overall) of the 2018 NFL Draft.

59 KENYON GREEN 6-4 323 Rookie Texas A&M

Selected by the Houston Texans in the first round (15th overall) of the 2022 NFL Draft...Made his first career start at Denver on Sept. 18, 2022...Made his NFL debut vs. Indianapolis on (9/18/22)...Played three seasons (2019-21) at Texas A&M in College Station, Texas, where he started 35 games along the offensive line...Started all 12 games at four different positions on the offensive line in 2021, earning first-team All-America honors from the Associated Press and Sporting News and second-team All-America honors from Walter Camp and the FWAA...Attended Atascocita High School in Humble, Texas, where he helped the team average over 460 yards of offense per game as a senior.

60 A.J. CANN 6-3 320 8th season South Carolina

Signed with the Houston Texans as an unrestricted free agent on March 23, 2022...Started a right guard in his first appearance with the club on 09/11/22, 2022...Has played in 102 games (101 starts) in his career (2015-21)...Cann started four games at right guard prior to being placed on the Reserve/Injured List with a knee injury in 2021...It was the first time in Cann's career he didn't start double-digit games in a season...Started 51 games in four seasons (2011-14) at the University of South Carolina in Columbia, S.C., the second-most starts by a player in school history...Selected by the Jacksonville Jaguars in the third round (67th overall) of the 2015 NFL Draft.

64 JUSTIN MCCRAY 6-3 315 6th season Central Florida

Signed by the Houston Texans as an unrestricted free agent on March 22, 2021... Earned the start a left guard in the opener vs. Indianapolis (9/11/22)...McCray has played in 72 games (29 starts) in his career, spending time with the Green Bay Packers (2017-18), Cleveland Browns (2019) and Atlanta Falcons (2020)... McCray tied his career highs in games played (15) and starts (eight) with six starts and right guard and two starts at center last year with the Texans...Played four seasons (2010-13) at the University of Central Florida in Orlando, Fla., seeing action in 31 games, making 16 starts during his collegiate career... Signed by the Tennessee Titans as a college free agent on May 12, 2014.

67 CHARLIE HECK 6-8 311 3rd season North Carolina

Selected by the Texans in the fourth round (126th overall) of the 2020 NFL Draft...Used as the team's extra lineman during the 2022 opener and was on the six-man offensive line to open the game vs. Indianapolis...Has played in 26 games (15 starts) through his first three seasons (2020-22) with the Texans... Appeared in 16 games (13 starts) in 2021...Appeared in three games (one start) as a rookie...Saw extended action at right tackle after Laremy Tunsil was injured in 2020 and was part of an offensive line that helped the Texans offense average a franchise record 9.6 yards per play in Week 16 vs. Cincinnati (12/27)...Spent four seasons at North Carolina, appearing in 43 games (34 starts) at both left and right tackle...Earned second-team All-ACC honors after surrendering only one half-sack in his entire senior season.

71 TYTUS HOWARD 6-5 322 4th season Alabama State

Selected with the 23rd pick of the first round in the 2019 NFL Draft by the Houston Texans...Has started eight games at right tackle for the Texans during the 2022 season...Started 15 games on the offensive line in 2021...Started at right tackle in 14 games before being placed on the Reserve/Injured list on Dec. 23 in 2020 and helped the team average an NFL-best 8.31 yards per passing play...Started all eight games his rookie season before being placed on the Reserve/Injured list...Was the first offensive lineman drafted in the first round by the Texans since 2008...A three-year starter and three-year captain at Alabama State...Earned FCS First-Team All-America honors from HERO Sports during his senior season in 2018.

76 AUSTIN DECULUS 6-5 321 Rookie LSU

Selected by the Houston Texans in the sixth round (205th overall) of the 2022 NFL Draft...Was active during the Week 2 matchup at Denver (9/18/22) but has been inactive for every other game this season...Played five seasons (2017-21) at LSU in Baton Rouge, La., where he played in more games than any player in school history (61) with 46 starts...Started 12 games at right tackle and played 829 snaps in his fifth year that was granted due to COVID-19 in 2021...Did not miss a single snap in SEC-play last year... Attended Cy-Fair High School in Cypress, Texas, where he was an honorable mention 6A All-State selection in 2016.

78 LAREMY TUNSIL 6-5 313 7th Season Ole Miss

Traded to the Houston Texans on Sept. 1, 2019...Owns the fourth-highest grade on PFF among tackles (86.5)...Started the first eight games of the 2022 season at left tackle...Is a two-time (2019-20) Pro Bowl Selection...Has started 85 games in his career...2021 was the first time in his career he didn't start at least 14 games in a single season...Started all five games he played in at left tackle prior to being placed on the Reserve/Injured List in 2020... Played three seasons (2013-15) at the University of Mississippi in Oxford, Miss., appearing in 29 games (26 starts) for the Rebels...Selected by the Miami Dolphins in the first round (13th overall) of the 2016 NFL Draft.

79 JIMMY MORRISSEY 6-3 303 2nd Season Pittsburgh

Signed with the Texans as a free agent on Oct. 20, 2021...Signed to the Houston Texans active roster on Sept. 21, 2022...Has played in nine games (five starts) in his NFL career...Initially drafted by the Las Vegas Raiders in the seventh round (230th overall) of the 2021 NFL Draft...Released by the Raiders on Aug. 31, 2021 and signed to the Las Vegas practice squad prior to being signed by the Texans...Played four seasons at Pittsburgh, starting all 47 games, starting 46 games at center and one at right guard...Named recipient of the 2020 Burlsworth Trophy, annually presented to the most outstanding player in college football who began his career as a walk-on...Didn't allow a sack in all of 2019... Selected by the Las Vegas Raiders with the second pick of the seventh round (230th overall) in the 2021 NFL Draft.





STANDING STRONG ON THE GOAL LINE

After Week 9, the Texans defense is tied for fourth best in goal-to-go percentage across the NFL. In 14 goal-to-go attempts, the defense has only allowed eight conversions. In their matchups between Denver, Los Angeles and Jacksonville, the Texan's defense was successful in stopping 100% of goal-to-go attempts.

In Week 5, Jacksonville was held to 0-of-3 in the red zone, 0-of-1 on goal-to-go attempts, and 0-of-3 on fourth downs. The Texans defense allowed just six points, the first time the unit held their opponent to single-digits since a 26-3 victory at Jacksonville in 2019.

The team's 57.1% is tied for the lowest percentage in franchise history through the first nine weeks of the season. The last time the Texans held their opponents to 57.1% was during the 2012 season.

DEFENSIVE GOAL-TO-GOAL PERCENTAGE

Rk	Team	Goal-To-Go Pct.
1	Los Angeles Rams	45.45%
2	Washington Commanders	46.67%
3	Denver Broncos	50.00%
4t	Houston Texans	57.14%
4t	Green Bay Packers	57.14%
6	Los Angeles Chargers	60.00%
7	Pittsburgh Steelers	61.54%
8	New England Patriots	62.50%



ROOKIES MAKING AN IMPACT

In Week 9 vs. Philadelphia, the Texans started four rookies on the defense to open the game. DB **Jalen Pitre** and DB **Derek Stingley Jr.** both made their ninth appearance and start, while LB **Christian Harris** and DL **Kurt Hinish** all made their second career starts.

In the previous week, the Texans started eight rookies against the Titans (10/30), a franchise record that surpassed the previous high of six rookies which was done three different times in 2002.

So far in 2022, the Texans rookies have the fifth most defensive snaps and sixth most total snaps in the league.

SNAPS BY TEAM ROOKIES IN 2022

Team	Def. Snaps	Off. Snaps	Total Snaps
NYJ	606	559	1,367
SEA	604	571	1,378
JAX	599	609	1,430
CHI	561	567	1,360
HOU	549	450	1,183
DET	546	41	770
TEN	538	464	1,192
KC	538	198	920
BUF	505	174	797
ATL	490	468	1,154

TALLYING UP THE TAKEAWAYS

The 2022 Texans defense currently has 11 total takeaways (seven interceptions and four fumble recoveries).

In Week 9, DB **Steven Nelson** recorded a strip sack on Eagles QB Jalen Hurts and was recovered by DL **Jaleel Johnson**. This marked the first lost fumble by the Eagles this season.

Just the previous week vs. the AFC South rival Tennessee Titans, DB **Steven Nelson** picked off Titans QB Malik Willis in his first career NFL start and returned it for 33 yards.

DB **Derek Stingley Jr.** and DB **Desmond King II** both had an interception in the 13-6 victory over the Jacksonville Jaguars in Week 5. Those interceptions marked the first time since 2014 that the Texans have posted two multiple-pick games within the first five weeks of the season.

Of the Texans eight interceptions, three have been recorded by rookies (one by Stingley in Week 5 at Jacksonville and two by DB **Jalen Pitre** in Week 3 at Chicago), tied for second most interceptions by rookies on a team in 2022.

The Texans have also protected the ball well this season, as they are one of two teams in the league to have less than two fumbles so far in 2022.

2022 INTERCEPTIONS BY TEAM ROOKIES

Rk	Team	Red Zone Pct.
1	Seattle Seahawks	4
2t	Houston Texans	3
2t	Jacksonville Jaguars	3
2t	Detroit Lions	3
5t	New England Patriots	2
5t	Buffalo Bills	2
5t	Kansas City Chiefs	2
5t	Chicago Bears	2
7t	Indianapolis Colts	1
7t	New York Jets	1
7t	Los Angeles Rams	1
7t	Dallas Cowboys	1

RACKING UP THE SACKS

The Texans defense recorded the fifth multiple-sack game of the season in Week 9 vs. Philadelphia. DL **Jerry Hughes** upped his season sack total to 7.0, the rookie DL **Kurt Hinish** earned his first career sack and DB **Steven Nelson** recorded a strip sack that was recovered by DL Jaleel Johnson. The defensive unit now has 19.0 sacks so far through the first nine weeks of the season. Of those 19.0 sacks, 3.5 of which were made by rookies, which is tied for third most in the league.

SACKS BY TEAM ROOKIES IN 2022

Rk	Team	Sacks
1	Detroit Lions	5.5
2	Chicago Bears	4.5
3t	Houston Texans	3.5
3t	New York Jets	3.5
5t	San Francisco 49ers	3.0
5t	New York Giants	3.0
5t	Seattle Seahawks	3.0
8t	Jacksonville Jaguars	2.5
8t	Denver Broncos	2.5



ROUND ONE FACTOR



STINGLEY JR.

Rookie DB **Derek Stingley Jr.** recorded his first-career interception in Week 5 at Jacksonville, picking off Jaguars QB Trevor Lawrence in the end zone and marking the third interception by a Texans rookie in 2022. During that game, Stingley was targeted nine times on 51 coverage snaps and finished the game with two passes defended.

So far this season, Stingley Jr. has 46 coverage targets without allowing a touchdown. He currently tied for second most defensive targets among rookie DBs or CBs (46) and has the eighth best tackling Pro Football Focus grade among 2022 rookies (72.4).



NELSON NEVER QUILTS



NELSON


DB **Steve Nelson** enters his first year with the Texans and has an 91.1 Pro Football Focus pass rush rating through Week 9, the highest mark of his eight year career. Nelson also has only allowed receivers to gain 9.9 yards per reception, the lowest mark of his career.

According to PFF, he currently has the 12th-best coverage rating among cornerbacks and has not committed a single penalty this season.

PFF PASS RUSH GRADES AMONG CORNERBACKS

Rk	Player, Team	Grade
1	Jalen Ramsey, LAR	91.3
2	Steven Nelson, HOU	91.1
3	L'Jarius Sneed, KC	90.1
4	Benjamin St-Juste, WAS	88.1
5	William Jackson III, WAS	84.3
6	Marcus Peters, BAL	83.5
7	Bradley Roby, NO	79.9
8	Nate Hobbs, LV	78.2
9	Dane Jackson, BUF	78.1
10	Troy Hill, LAR	79.8

THE BAYLOR BALL HAWK



PITRE

Texans rookie DB **Jalen Pitre** had a record-setting game in Week 3 at Chicago, finishing the game with two interceptions (first in his career), 1.0 sack (first in his career), eight total tackles (five solo) and two tackles for loss. Pitre became just the second rookie in Texans history to record two interceptions in the same game, joining CB Dunta Robinson, who did it in Week 4 (10/03/04) vs. Oakland.

His interception made Pitre the fourth rookie in NFL history and first rookie in franchise history to record two interceptions and 1.0 sack in the same game. It also marked the first time in franchise history the team has recorded a pick in each of the first three games of the season.

Pitre is one-of-five players in the NFL this season with at least 1.0 sack and multiple interceptions through seven weeks. Only six rookies this season have both an interception and a sack, including Pitre and **DB Derek Stingley Jr.**

Pitre is currently tied for 15th in interceptions and tied for second in interceptions by a rookie this season.

ROOKIES WITH BOTH AN INTERCEPTION AND A SACK THROUGH WEEK 7 OF THE 2022 SEASON

Player	Team	Ints.	Sacks
Jalen Pitre	HOU	2	1.0
Travon Walker	JAX	1	2.5
Derek Stingley Jr.	HOU	1	1.0
Cobie Durant	LAR	1	1.0
Jaquan Brisker	CHI	1	3.0
Aidan Hutchinson	DET	1	4.5

ROOKIE LEADERS - INTERCEPTIONS

Rk.	Player	Team	Int.
1	Tariq Woolen	SEA	4
2t	Jalen Pitre	HOU	2
2t	Devin Lloyd	JAX	2
2t	Jack Jones	NE	2
2t	Sauce Gardner	NYJ	1
2t	Kaiir Elam	BUF	2
2t	Kerby Joseph	DET	2
8t	11 other rookies		1





HOMETOWN HERO



HUGHES

Sugar Land native DL **Jerry Hughes** currently has 7.0 sacks through the first nine weeks of 2022, which is the most sacks he's ever posted in the first nine weeks of a season. He recorded his third multi-sack game in Week 9 vs. Philadelphia after taking down Eagles QB Jalen Hurts twice in the same drive. He also recorded 2.0 sacks in Week 1 vs. Indianapolis and Week 3 at Chicago.

Hughes now has 12 career games with at least 2.0 sacks over this 13 seasons and three in 2022 alone. He's one of three players this season that have three or more multi-sack games.

He is also just 3.5 sacks away from surpassing his season-high sacks total (10.0 sacks) which he reached in 2013 and 2014 as a member of the Buffalo Bills.

The defensive team captain is on pace to pass 14.0 sacks this season, a mark that only 24 players have reached in the past 10 seasons.

JERRY HUGHES' CAREER SACK TOTAL IN WEEKS 1-9

Rank	Year	Team	Sacks
1	2022	Houston Texans	7.0
2	2014	Buffalo Bills	5.5
3	2016	Buffalo Bills	5.0
4	2018	Buffalo Bills	4.5
5t	2020	Buffalo Bills	4.0
5t	2013	Buffalo Bills	4.0
7t	2012	Indianapolis Colts	3.0
7t	2017	Buffalo Bills	3.0
7t	2015	Buffalo Bills	3.0
10	2019	Buffalo Bills	2.5
11	2021	Buffalo Bills	1.5
12	2011	Indianapolis Colts	1.0
13	2010	Indianapolis Colts	0.0

PLAYERS WITH MULTI-SACK GAMES IN 2022

Player	Team	GAMES
Micah Parsons	Dallas Cowboys	4
Jerry Hughes	Houston Texans	3
Matthew Judon	New England Patriots	3
Bradley Chubb	Denver Broncos	2
Chris Jones	Kansas City Chiefs	2
Denico Autry	Tennessee Titans	2
Dre'Mont Jones	Denver Broncos	2
Javon Hargrave	Philadelphia Eagles	2
Justin Houston	Baltimore Ravens	2
Maxx Crosby	Las Vegas Raiders	2
Myles Garrett	Cleveland Browns	2
Nick Bosa	San Francisco 49ers	2
Uchenna Nwosu	Seattle Seahawks	2
Von Miller	Buffalo Bills	2
Za'Darius Smith	Minnesota Vikings	2



THE VETERAN CHRISTIAN ...



KIRKSEY

Veteran LB **Christian Kirksey** currently has 57 tackles (36 solo), three tackles for loss, three quarterback hits, one fumble recovery, two passes defended and one interception so far this season. He played in his 100th career game and logged seven total tackles (four solo) in Week 3 at Chicago.

The 2022 captain is on pace to reach 121 total tackles this season, which would be the third most tackles in a single season throughout his nine year NFL career. Kirksey is one of six players this season with at least 50 tackles, one interception and one fumble recovery.

PLAYERS WITH AT LEAST 50 TACKLES, ONE INTERCEPTION AND ONE FUMBLE RECOVERY IN 2022

Player	Team	Tackles	Int.	FR
Devin Lloyd	JAX	69	2	1
Jalen Thompson	ARI	57	1	1
Christian Kirksey	HOU	57	1	1
Jaquan Brisker	CHI	55	1	1
DeShon Elliot	DET	55	1	1
Julian Love	NYG	54	1	1



... AND THE ROOKIE CHRISTIAN



HARRIS

On the other hand, rookie LB **Christian Harris** made his NFL debut in Week 7 vs. Las Vegas and his first NFL start in Week 8 vs. Tennessee. After being drafted in the third round of the 2022 NFL Draft, Harris was one of 11 rookies to make the initial 53-man roster. He was placed on the reserve/injured list for the first six weeks of the season before playing his first career game and recording one tackle in Week 7.

In Week 9 vs. Philadelphia, Harris earned his first career tackle for loss and forced fumble. He's the sixth rookie linebacker in franchise history to record a forced fumble and first since Zach Cunningham in 2017.

In Week 8 vs. Tennessee, he recorded a team-high seven tackles (five solo). Harris joined LB **Garret Wallow** as the second Texans player since 2010 to lead the team in tackles in his first career start.

TEXANS ROOKIE LINEBACKERS WITH A FORCED FUMBLE

Player	Year	FFs
Christian Harris	2022	1
Zach Cunningham	2017	1
Justin Tuggle	2013	1
Whitney Mercilus	2012	2
Brian Cushing	2009	2
DeMeco Ryans	2006	2



201 WEEKS LATER...



WEEKS

LS **Jon Weeks** has appeared in a franchise-record 201 consecutive games. Weeks has snapped on every field goal, extra point and punt for Houston since he signed as a free agent in 2010 and has contributed with 37 special teams tackles. He remains the only Texan to play in every postseason game in team history and is one of only 10 NFL players to play in every game of the 2010s. He currently owns the NFL's third-longest active streak of games played, trailing only Green Bay's **Mason Crosby** (250 consecutive games) and Carolina's **JJ Jansen** (219 consecutive games).

MOST CAREER GAMES PLAYED IN TEXANS HISTORY

Rank	Player	Seasons	GP
1	Jon Weeks	2010-22 (13)	201
2	Andre Johnson	2003-14 (12)	169
3	Whitney Mercilus	2012-21 (10)	134
4t	Duane Brown	2008-17 (10)	133
4t	Johnathan Joseph	2011-19 (9)	133
6	Kareem Jackson	2010-18 (9)	132



CAM'S CANNON



JOHNSTON

In Week 3 at Chicago, P **Cameron Johnston** landed 5-of-5 punts inside the 20-yard line, marking the first time in his career that 100 percent of his kicks landed inside the 20-yard line (min. three punts). Johnston has punted inside of the 20-yard line on 48.72 percent of his kicks in 2022, which is the third highest mark in the NFL this season (min. 30 punts), as well as the third best mark through Week 9 in Texans history. His 19 punts inside the 20-yard line is tied for second most in the NFL this season. Johnston is averaging 42.7 net yards per punt in 2022, which ranks ninth in the NFL and third-highest in the AFC.

PERCENTAGE PUNTS INSIDE THE 20-YARD LINE 2022 NFL SEASON (MIN. OF 30 PUNTS)

Rk	Player, Team	Punts	P20%
1t	P. O'Donnell, GB	34	50.0
1t	R. Wright, MIN	38	50.0
3	C. Johnston, HOU	39	48.72
4	T. Morstead, MIA	31	45.16
5	T. Way, WAS	50	44.0
6	M. Haack, IND	41	43.9
7t	C. Waitman	45	42.2
7t	J. Hekker	45	42.2
9	A. Siposs	31	41.94
10	J. Scott	32	40.63

DREAMY KA'IMI



FAIRBAIRN

K **Ka'imi Fairbairn** owns 19 career games with three-or-more made field goals, which is the tied for most in team history with only **Kris Brown**. The UCLA Product ranked fourth in the NFL in total points scored from 2018-20 (368) and third in field goals made (84). He owns 18 games with 10-or-more points scored, which is the third-most in franchise history. Fairbairn became the first player in Texans history with at least 90 points in four consecutive seasons (2017-20) and joined Brown (2007-09) as the only players in franchise history to record at least 100 points scored in three consecutive seasons (2018-20). He is second in Texans history in career field goals made with 133 and second in points (573).

MOST POINTS SCORED IN THE NFL, 2018-20

Rk	Player	Team	PTS
1	Justin Tucker	BAL	412
2	Harrison Butker	KC	407
3	Wil Lutz	NO	406
4	Ka'imi Fairbairn	HOU	368

LONG RANGE LEADER

Fairbairn has connected on 14-of-16 field goal attempts (87.5 percent) and 13-of-13 extra point attempts (100.0 percent) for 55 points so far this season. Through Week 9 of the 2022 NFL season, Fairbairn has converted nine field goals of 40-plus yards, including two from 50-plus yards in Week 5 vs. Jacksonville. Those two field goals of 50-plus yards marked the second time he has done that in one game in his career, with the last occurrence coming vs. Jacksonville in Week 15 of last season.

50-PLUS YARD FGs, TEXANS HISTORY

Rk	Player	Games	50+FGs
1	Ka'imi Fairbairn	83	21
2	Kris Brown	128	14
3	Neil Rackers	32	7
4t	Randy Bullock	35	5
4t	Nick Novak	29	5



2022 NFL STANDINGS



AMERICAN FOOTBALL CONFERENCE

EAST DIVISION

TEAM	W	L	T	PCT	PF	PA	NET PTS	HOME	AWAY	CONF	DIV	STREAK
Buffalo Bills	6	2	0	.750	220	118	102	3-0-0	3-2-0	4-2-0	0-2-0	Lost 1
New York Jets	6	3	0	.667	196	176	20	2-3-0	4-0-0	5-3-0	2-1-0	Won 1
Miami Dolphins	6	3	0	.667	213	224	-11	3-1-0	3-2-0	4-2-0	2-1-0	Won 3
New England Patriots	5	4	0	.556	203	166	37	2-2-0	3-2-0	4-2-0	1-1-0	Won 2

NORTH DIVISION

TEAM	W	L	T	PCT	PF	PA	NET PTS	HOME	AWAY	CONF	DIV	STREAK
Baltimore Ravens	6	3	0	.667	235	196	39	2-2-0	4-1-0	4-2-0	2-0-0	Won 3
Cincinnati Bengals	5	4	0	.556	228	185	43	3-1-0	2-3-0	2-3-0	0-3-0	Won 1
Cleveland Browns	3	5	0	.375	200	199	1	2-3-0	1-2-0	2-4-0	2-1-0	Won 1
Pittsburgh Steelers	2	6	0	.250	120	197	-77	1-2-0	1-4-0	1-5-0	1-1-0	Lost 2

SOUTH DIVISION

TEAM	W	L	T	PCT	PF	PA	NET PTS	HOME	AWAY	CONF	DIV	STREAK
Tennessee Titans	5	3	0	.625	149	158	-9	2-1-0	3-2-0	4-2-0	3-0-0	Lost 1
Indianapolis Colts	3	5	1	.389	132	183	-51	2-2-0	1-3-1	3-4-1	1-3-1	Lost 3
Jacksonville Jaguars	3	6	0	.333	199	178	21	2-3-0	1-3-0	3-3-0	1-2-0	Won 1
Houston Texans	1	6	1	.188	133	183	-50	0-3-1	1-3-0	1-4-1	1-1-1	Lost 3

WEST DIVISION

TEAM	W	L	T	PCT	PF	PA	NET PTS	HOME	AWAY	CONF	DIV	STREAK
Kansas City Chiefs	6	2	0	.750	243	189	54	3-1-0	3-1-0	3-2-0	2-0-0	Won 2
Los Angeles Chargers	5	3	0	.625	184	206	-22	2-2-0	3-1-0	4-2-0	2-1-0	Won 1
Denver Broncos	3	5	0	.375	121	132	-11	2-2-0	1-3-0	2-4-0	0-2-0	Won 1
Las Vegas Raiders	2	6	0	.250	183	201	-18	2-1-0	0-5-0	2-4-0	1-2-0	Lost 2

NATIONAL FOOTBALL CONFERENCE

EAST DIVISION

TEAM	W	L	T	PCT	PF	PA	NET PTS	HOME	AWAY	CONF	DIV	STREAK
Philadelphia Eagles	8	0	0	1.000	225	135	90	4-0-0	4-0-0	5-0-0	2-0-0	Won 8
Dallas Cowboys	6	2	0	.750	183	133	50	4-1-0	2-1-0	5-2-0	2-1-0	Won 2
New York Giants	6	2	0	.750	163	157	6	3-1-0	3-1-0	3-2-0	0-1-0	Lost 1
Washington Commanders	4	5	0	.444	159	192	-33	2-3-0	2-2-0	2-4-0	0-2-0	Lost 1

NORTH DIVISION

TEAM	W	L	T	PCT	PF	PA	NET PTS	HOME	AWAY	CONF	DIV	STREAK
Minnesota Vikings	7	1	0	.875	193	161	32	4-0-0	3-1-0	6-1-0	3-0-0	Won 6
Green Bay Packers	3	6	0	.333	154	188	-34	2-2-0	1-4-0	2-4-0	1-2-0	Lost 5
Chicago Bears	3	6	0	.333	187	216	-29	2-2-0	1-4-0	1-5-0	0-2-0	Lost 2
Detroit Lions	2	6	0	.250	188	234	-46	2-3-0	0-3-0	2-4-0	1-1-0	Won 1

SOUTH DIVISION

TEAM	W	L	T	PCT	PF	PA	NET PTS	HOME	AWAY	CONF	DIV	STREAK
Tampa Bay Buccaneers	4	5	0	.444	162	164	-2	2-3-0	2-2-0	4-2-0	2-1-0	Won 1
Atlanta Falcons	4	5	0	.444	217	225	-8	3-2-0	1-3-0	3-3-0	1-2-0	Lost 1
New Orleans Saints	3	6	0	.333	212	227	-15	2-4-0	1-2-0	2-4-0	1-2-0	Lost 1
Carolina Panthers	2	7	0	.222	179	228	-49	2-3-0	0-4-0	2-5-0	2-1-0	Lost 2

WEST DIVISION

TEAM	W	L	T	PCT	PF	PA	NET PTS	HOME	AWAY	CONF	DIV	STREAK
Seattle Seahawks	6	3	0	.667	241	220	21	3-1-0	3-2-0	4-3-0	2-1-0	Won 4
San Francisco 49ers	4	4	0	.500	176	147	29	2-1-0	2-3-0	4-2-0	3-0-0	Won 1
Los Angeles Rams	3	5	0	.375	131	173	-42	2-3-0	1-2-0	3-4-0	1-2-0	Lost 2
Arizona Cardinals	3	6	0	.333	203	241	-38	1-4-0	2-2-0	2-5-0	0-3-0	Lost 2

2022 TEXANS TRANSACTIONS



JANUARY

- 11 Signed RB **Darius Anderson** to a reserve/future contract.
- 11 Signed WR **Jalen Camp** to a reserve/future contract.
- 11 Signed DL **Michael Dwumfour** to a reserve/future contract.
- 11 Signed OL **Jake Eldrenkamp** to a reserve/future contract.
- 11 Signed OL **Carson Green** to a reserve/future contract.
- 11 Signed DL **Demone Harris** to a reserve/future contract.
- 11 Signed WR **Damon Hazelton** to a reserve/future contract.
- 11 Signed FB **Paul Quessenberry** to a reserve/future contract.
- 11 Signed OL **Jordan Steckler** to a reserve/future contract.
- 11 Signed LB **Connor Strachan** to a reserve/future contract.
- 11 Signed LB **Josh Watson** to a reserve/future contract.
- 11 Signed free agent OL **Sam Cooper**.
- 11 Released DB **Cre'von LeBlanc** from the practice squad.

MARCH

- 1 Re-signed LB **Tae Davis**.
- 1 Re-signed LS **Jon Weeks**.
- 11 Re-signed WR **Davion Davis**.
- 11 Re-signed OL **Carson Green**.
- 11 Re-signed OL **Jimmy Morrissey**.
- 11 Released DB **Terrance Mitchell**.
- 11 Released OL **Marcus Cannon**.
- 18 Re-signed DL **Maliek Collins**.
- 18 Re-signed QB **Jeff Driskel**.
- 18 Re-signed LB **Christian Kirksey**.
- 18 Signed free agent OL **Cedric Ogbuehi**.
- 18 Acquired LB **Blake Cashman** via a trade with the New York Jets.
- 19 Traded QB **Deshaun Watson** to the Cleveland Browns.
- 21 Re-signed OL **Justin Britt**.
- 21 Re-signed DB **Desmond King II**.
- 22 Waived OL **Jake Eldrenkamp**.
- 22 Waived LB **Connor Strachan**.
- 22 Released DB **T.J. Green**.
- 23 Signed free agent QB **Kyle Allen**.
- 23 Signed free agent RB **Dare Ogunbowale**.
- 23 Signed unrestricted free agent OL **A.J. Cann**.
- 23 Signed unrestricted free agent WR **Chris Conley**.
- 23 Signed unrestricted free agent DL **Ogbonnia Okoronkwo**.
- 23 Signed unrestricted free agent OL **Scott Quessenberry**.
- 23 Signed unrestricted free agent LB **Jalen Reeves-Maybin**.
- 23 Waived LB **Josh Watson**.
- 24 Signed unrestricted free agent TE **Pharaoh Brown**.
- 24 Signed unrestricted free agent LB **Kamu Grugier-Hill**.
- 24 Signed unrestricted free agent WR **Chris Moore**.
- 24 Signed unrestricted free agent DB **M.J. Stewart**.
- 24 Signed free agent DB **Isaac Yiadom**.
- 25 Signed unrestricted free agent RB **Royce Freeman**.
- 25 Signed unrestricted free agent FB **Andy Janovich**.
- 28 Signed free agent WR **DaeSean Hamilton**.
- 29 Signed unrestricted free agent DB **Terrence Brooks**.
- 30 Signed unrestricted free agent LB **Neville Hewitt**.
- 30 Signed unrestricted free agent TE **Antony Auclair**.

APRIL

- 11 Signed unrestricted free agent RB **Marlon Mack**.
- 14 Signed WR **Brandin Cooks** to a contract extension.
- 14 Signed unrestricted free agent DB **Steven Nelson**.

- 26 Waived DL **Ron'Dell Carter**.
- 28 Drafted DB **Derek Stingley Jr.** (first round) and OL **Kenyon Green** (first round) in the 2022 NFL Draft.
- 29 Drafted DB **Jalen Pitre** (second round), WR **John Metchie III** (second round) and LB **Christian Harris** (third round) in the 2022 NFL Draft.
- 30 Drafted RB **Dameon Pierce** (fourth round), DL **Thomas Booker** (fifth round), TE **Teagan Quitoriano** (fifth round) and OL **Austin Deculus** (sixth round) in the 2022 NFL Draft.

MAY

- 2 Waived/Injured RB **Scottie Phillips**.
- 2 Exercised the fifth-year option on OL **Tytus Howard**.
- 2 Signed unrestricted free agent DL **Rasheem Green**.
- 2 Traded DB **Lonnie Johnson Jr.** to the Kansas City Chiefs.
- 3 Waived OL **Sam Cooper**.
- 3 Waived DL **Kingsley Keke**.
- 4 Signed free agent QB **Kevin Hogan**.
- 10 Signed free agent DL **Mario Addison**.
- 11 Signed free agent DL **Jerry Hughes**.
- 13 Signed DL **Thomas Booker**, OL **Austin Deculus**, RB **Dameon Pierce**, DB **Jalen Pitre**, TE **Teagan Quitoriano** and DB **Derek Stingley Jr** to rookie contracts.
- 13 Signed college free agent OL **Myron Cunningham**, DL **Damion Daniels**, WR **Drew Estrada**, DB **Jacobi Francis**, TE **Seth Green**, LB **Troy Hairston**, LB **Jake Hansen**, DB **Kolby Harvell-Peel**, DL **Kurt Hinish**, WR **Johnny Johnson III** and DB **Tristin McCollum**.
- 16 Signed OL **Kenyon Green** and WR **John Metchie III** to rookie contracts.
- 16 Acquired DB **Kendall Sheffield** via waivers from the Atlanta Falcons.
- 16 Acquired WR **Connor Wedington** via waivers from the San Francisco 49ers.
- 16 Waived DB **Reggie Robinson**.
- 16 Waived/Injured DB **Kolby Harvell-Peel**.
- 22 Waived DB **Jimmy Moreland**.
- 23 Signed free agent TE **Darrell Daniels**.
- 31 Signed DB **Fabian Moreau**.
- 31 Waived WR **Damon Hazelton**.

JUNE

- 2 Signed LB **Christian Harris** to rookie contract.
- 3 Waived OL **Carson Green**.
- 8 Waived/Injured WR **DaeSean Hamilton**.
- 8 Signed free agent WR **Chad Beebe**.
- 10 Signed free agent TE **Mason Shreck**.
- 10 Released TE **Darrell Daniels**.

JULY

- 24 Placed WR **John Metchie III** on the active/non-football illness list.
- 27 Placed DL **Jordan Jenkins**, DB **Tristin McCollum** and TE **Teagan Quitoriano** on the Active/Physically Unable to Perform list.

AUGUST

- 1 Activated TE **Teagan Quitoriano** from the Physically Unable to Perform list and have released QB **Kevin Hogan**.
- 3 Activated DB **Tristin McCollum** from the Physically Unable to Perform list.



- 3 Signed WR **Chester Rogers** and LS **Harrison Elliott**.
- 3 Waived-injured WR **Davion Davis**.
- 4 WR **Davion Davis** reverted to reserve/injured list.
- 10 Placed RB **Darius Anderson** on reserve/injured list.
- 11 Signed free agent RB **B.J. Emmons**.
- 12 Reached injury settlement with WR **Davion Davis**.
- 15 Released WR **Chad Beebe** and DL **Jordan Jenkins**.
- 15 Waived LS **Harrison Elliott** and RB **B.J. Emmons**.
- 16 Waived DL **Damion Daniels**.
- 21 Released LB **Tae Davis** and FB **Andy Janovich**.
- 21 Waived OL **Myron Cunningham**.
- 21 Placed WR **Chester Rogers** on reserve/injured list.
- 21 Waived OL **Myron Cunningham**.
- 21 Placed WR **Chester Rogers** on reserve/injured list.
- 24 Released DB **Fabian Moreau**.
- 25 Signed free agent K **Matt Ammendola**.
- 27 Waived K **Matt Ammendola**.
- 29 Reached injury settlement with WR **Chester Rogers**.
- 30 Waived DB **Grayland Arnold**, WR **Jalen Camp**, WR **Drew Estrada**, DB **Jacobi Francis**, TE **Seth Green**, WR **Johnny Johnson III**, DB **Tristin McCollum**, OL **Jimmy Morrissey**, DL **Adedayo Odeleye**, FB **Paul Quessenberry**, OL **Max Scharping**, OL **Jordan Steckler**, OL **Tre’Vour Wallace-Simms** and WR **Connor Wedington**.
- 30 Released TE **Antony Auclair**, DB **Terrence Brooks**, WR **Chris Conley**, QB **Jeff Driskel**, DL **Demone Harris**, RB **Marlon Mack**, OL **Cedric Ogbuehi**, LB **Kevin Pierre-Louis**, TE **Mason Schreck** and DB **Isaac Yiadom**.
- 30 Waived-injured DB **Kendall Sheffield**.
- 30 Placed DL **Derek Rivers** on the reserve/injured list.
- 30 Agreed to terms to trade DL **Ross Blacklock** to the Minnesota Vikings.

SEPTEMBER

- 1 Signed free agent WR **Chris Conley**, RB **Royce Freeman** and DB **Isaac Yiadom**.
- 1 Placed LB **Christian Harris**, TE **Teagan Quitoriano** and DB **Tavierre Thomas** on the reserve/injured list.
- 1 Signed free agent FB **Paul Quessenberry** to the practice squad.
- 2 Signed free agent TE **O.J. Howard** to the active roster.
- 2 Released WR **Chris Conley**.
- 5 Signed free agent WR **Chris Conley** to the practice squad.
- 5 Released RB **Marlon Mack** from the practice squad.
- 7 Signed free agent RB **Gerrid Doaks** to the practice squad.
- 7 Released FB **Paul Quessenberry** from the practice squad.
- 8 Signed free agent DL **Derick Roberson** to the practice squad.
- 8 Placed OL **Cedric Ogbuehi** on practice squad/injured list.
- 9 Released RB **Royce Freeman** from the active roster.
- 10 Signed DL **Demone Harris** and LB **Kevin Pierre-Louis** to the active roster from the practice squad.
- 10 Placed DL **Mario Addison** on the reserve/injured list.
- 10 Elevated WR **Chris Conley** and QB **Jeff Driskel** to the active roster from the practice squad for gameday (Standard Elevation).
- 12 Signed free agent RB **Royce Freeman** to the practice squad.
- 13 Signed free agent DB **BoPete Keyes** to the practice squad.
- 17 Elevated WR **Chris Conley** and QB **Jeff Driskel** to the active roster from the practice squad for gameday (Standard Elevation).
- 20 Placed OL **Justin Britt** on the reserve/non-football illness list.
- 20 Placed LB **Kevin Pierre-Louis** on the reserve/injured list.
- 21 Signed OL **Jimmy Morrissey** to the active roster from the

practice squad.

- 21 Signed free agent OL **Tre’Vour Wallace-Simms** to the practice squad.
- 24 Elevated TE **Jordan Akins** and DB **Grayland Arnold** to the active roster from the practice squad for gameday (Standard Elevations).

OCTOBER

- 1 Elevated TE **Jordan Akins** and TE **Mason Schreck** to the active roster from the practice squad for gameday (Standard Elevations).
- 1 Signed DB **Grayland Arnold** to the active roster from the practice squad.
- 4 Released TE **Pharaoh Brown**
- 4 Released WR **Chris Conley** from the practice squad.
- 5 Signed TE **Nick Eubanks** and WR **Davion Davis** to the practice squad.
- 5 Placed DL **Mario Addison** and LB **Christian Harris** on the Reserve/Injured - Designated for Return List.
- 8 Activated DL **Mario Addison** from reserve/injured list.
- 8 Elevated TE **Jordan Akins** and TE **Mason Schreck** to the active roster from the practice squad for gameday (Standard Elevations).
- 11 Signed OL **KC McDermott** to the practice squad.
- 11 Released TE **Nick Eubanks** from the practice squad.
- 11 Waived DB **Kendall Sheffield** from the Reserve/Injured list.
- 12 Signed TE **Jordan Akins** to the active roster from the practice squad.
- 12 Signed DL **Micah Dew-Treadway** to the practice squad.
- 12 Placed DL **Michael Dwumfour** on the Reserve/Injured list.
- 17 Placed TE **Teagan Quitoriano** on the Reserve/Injured - Designated for Return List.
- 22 Activated LB **Christian Harris** from the reserve/injured list.
- 22 Placed DL **Jonathan Greenard** on the reserve/injured list.
- 25 Signed WR **Tyron Johnson** to the active roster.
- 25 Waived WR **Tyler Johnson**.
- 27 Signed DL **Jaleel Johnson** to the active roster.
- 27 Signed WR **Michael Young** to the practice squad.
- 27 Placed WR **Drew Estrada** on Practice Squad; Injured.
- 27 Terminated the contract of LB **Kamu Grugier-Hill**.

NOVEMBER

- 1 Signed free agent LB **Buddy Johnson** to the practice squad.
- 2 Released DL **Micah Dew-Treadway** from the practice squad.
- 2 Waived DL **Demone Harris**.
- 3 Activated TE **Teagan Quitoriano** and **Tavierre Thomas** from the Reserve/Injured list.
- 3 Placed DB **Grayland Arnold** on the Reserve/Injured list.
- 3 Elevated WR **Jalen Camp** and OL **KC McDermott** to the active roster from the practice squad for gameday (Standard Elevations).
- 4 Signed free agent DL **Demone Harris** to the practice squad.
- 7 Signed free agent DL **Brandin Bryant** to the practice squad.
- 7 Released DL **Derick Roberson** from the practice squad.

HOUSTON TEXANS NUMERIC ROSTER



COACHING STAFF

COACH	TITLE
Lovie Smith	Head Coach
Pep Hamilton	Offensive Coordinator
Frank Ross	Special Teams Coordinator
Sean Baker	Assistant Special Teams
Danny Barrett	Running Backs
Tim Berbenich	Tight Ends
Ben Bolling	Defensive Assistant
Jacques Cesaire	Defensive Line
Joe Danna	Safeties
Ilir Emini	Defensive Assistant / Nickels
Dele Harding	Defensive Assistant
Hal Hunter	Assistant Offensive Line
Kenyon Jackson	Assistant Defensive Line
Ben McDaniels	Wide Receivers / Passing Game Coordinator
DeNarius McGhee	Offensive Assistant
Robbie Picazo	Offensive Assistant
Miles Smith	Linebackers
Dino Vasso	Cornerbacks
George Warhop	Offensive line
Ted White	Offensive Assistant / Quarterbacks

PRONUNCIATION GUIDE

PLAYER	PRONUNCIATION
Jordan Akins	AYE-kins
Maliek Collins	mah-LEEK
Davion Davis	DAY-vee-ughn
Austin Deculus	DECK-you-lus
Gerrid Doaks	Jared
Michael Dwumfour	DWUM-fore
Ka'imi Fairbairn	kuh-EE-me FAIR-bairn
Kenyon Green	ken-yun
Jonathan Greenard	gruh-NARD
Demone Harris	deh-MONE
Adedayo Odeleye	AH-deh-DIE-oh OH-deh-lay
Dare Ogunbowale	DARR-ay oh-GOON-bo-WALL-aye
Ogbonnia "Ogbo" Okoronkwo	oh-BO-knee-uh "Oh-boe" oh-kor-RON-kwo
Kevin Pierre-Louis	PEA-air Lewis
Jalen Pitre	PEE-tree
Scott Quessenberry	KWES-sin-bear-ee
Teagan Quitoriano	Kwi-tore-ee-on-o
Derick Roberson	ROW-ber-son
Tremont Smith	TRAY-mon
Tavierre Thomas	TAV-ee-air
Tre'Vour Wallace-Simms	TREY-vore
Isaac Yiadom	YEAH-dum

HOW ACQUIRED KEY

CFA	College Free Agent
D	Draft Pick
FA	Free Agent
T	Trade
UFA	Unrestricted Free Agent
W	Waivers
(I)	Previous Team

*International Pathway Program Designation

NO.	NAME	POS	HT	WT	AGE	EXP	COLLEGE	HOMETOWN	HOW ACQ.
1	Tremont Smith	DB	5-11	190	26	5	Central Arkansas	Anniston, Ala.	FA-'21
2	Tavierre Thomas	DB	5-10	205	26	5	Ferris State	Detroit, Mich.	FA-'21
3	Kyle Allen	QB	6-3	210	26	4	Houston	Scottsdale, Ari.	FA-'22
4	Phillip Dorsett	WR	5-10	192	29	8	Miami	Fort Lauderdale, Fla.	FA-'21
5	Jalen Pitre	DB	5-11	198	23	R	Baylor	Stafford, Texas	D2a-'22
7	Ka'imi Fairbairn	K	6-0	183	28	7	UCLA	Kailua, Hawaii	CFA-'16
9	Brevin Jordan	TE	6-3	245	22	2	Miami (Fla.)	Las Vegas, Nev.	D5a-'21
10	Davis Mills	QB	6-4	225	24	2	Stanford	Duluth, Ga.	D3a-'21
11	Cameron Johnston	P	5-11	194	30	5	Ohio State	Geelong, Australia	FA-'21
12	Nico Collins	WR	6-4	215	23	2	Michigan	Birmingham, Ala.	D3b-'21
13	Brandin Cooks	WR	5-10	183	29	9	Oregon State	Stockton, Calif.	T-'20 (LAR)
15	Chris Moore	WR	6-1	200	29	7	Cincinnati	Tampa, Fla.	UFA-'21 (BAL)
18	Tyron Johnson	WR	6-1	193	26	3	Oklahoma State	New Orleans, La.	FA-'22
20	Isaac Yiadom	DB	6-1	188	26	5	Boston College	Worcester, Mass.	FA-'22
21	Steven Nelson	DB	5-11	194	29	8	Oregon State	Warner Robins, Ga.	UFA-'22 (PHI)
23	Eric Murray	DB	5-11	199	28	7	Minnesota	Milwaukee, Wis.	UFA-'20 (CLE)
24	Derek Stingley Jr.	DB	6-0	190	21	R	LSU	Baton Rouge, La.	D1a-'22
25	Deshaun King II	DB	5-10	200	27	6	Iowa	Detroit, Mich.	UFA-'21 (TEN)
28	Rex Burkhead	RB	5-10	215	32	10	Nebraska	Plano, Texas	FA-'21
29	M.J. Stewart	DB	5-11	200	27	5	North Carolina	Arlington, Va.	UFA-'22 (CLE)
31	Dameon Pierce	RB	5-10	218	22	R	Florida	Bainbridge, Ga.	D4a-'22
32	Garret Wallow	LB	6-2	230	23	2	TCU	New Orleans, La.	D5b-'21
33	Dare Ogunbowale	RB	5-11	205	28	4	Wisconsin	Milwaukee, Wis.	FA-'22
34	Troy Hairston	FB	5-11	245	23	R	Central Michigan	Birmingham, Mich.	CFA-'22
36	Jonathan Owens	DB	5-11	210	27	4	Missouri Western	St. Louis, Mo.	FA-'19
43	Neville Hewitt	LB	6-2	234	29	8	Marshall	Conyers, Ga.	FA-'21
44	Jalen Reeves-Maybin	LB	6-1	230	27	6	Tennessee	Clarksville, Tenn.	UFA-'22 (DET)
45	Ogbonnia Okoronkwo	DL	6-2	253	27	5	Oklahoma	Houston, Texas	UFA-'22 (LAR)
46	Jon Weeks	LS	5-10	242	36	13	Baylor	Bethpage, N.Y.	FA-'10
48	Christian Harris	LB	6-1	226	21	R	Alabama	Baton Rouge, La.	D3-'22
49	Jake Hansen	LB	6-1	235	24	R	Illinois	Tarpon Springs, Fla.	CFA-'22
53	Blake Cashman	LB	6-1	237	26	4	Minnesota	Eden Prairie, Minn.	T-'22 (NYJ)
54	Scott Quessenberry	OL	6-3	310	27	5	UCLA	La Costa, Calif.	UFA-'22 (LAC)
55	Jerry Hughes	DL	6-2	254	34	13	TCU	Sugar Land, Texas	FA-'22
56	Thomas Booker	DL	6-3	301	22	R	Stanford	Ellicott City, Md.	D5a-'22
58	Christian Kirksey	LB	6-2	235	30	9	Iowa	St. Louis, Mo.	FA-'21
59	Kenyon Green	OL	6-4	323	21	R	Texas A&M	Humble, Texas	D1b-'22
60	A.J. Cann	OL	6-3	320	31	8	South Carolina	Bamberg, S.C.	UFA-'22 (JAX)
64	Justin McCray	OL	6-3	315	30	6	Central Florida	Miami, Fla.	UFA-'21 (ATL)
67	Charlie Heck	OL	6-8	311	25	3	North Carolina	Kansas City, Mo.	D4a-'20
71	Tytus Howard	OL	6-5	322	26	4	Alabama State	Monroeville, Ala.	D1-'19
78	Austin Deculus	OL	6-5	321	23	R	LSU	Mamou, La.	D6-'22
79	Laremy Tunsil	OL	6-5	313	28	7	Mississippi	Lake City, Fla.	T-'19 (MIA)
83	Jimmy Morrissey	OL	6-3	303	24	2	Pittsburgh	Huntingdon Valley, Pa.	FA-'21
84	O.J. Howard	TE	6-6	251	27	6	Alabama	Prattville, Ala.	FA-'22
88	Teagan Quitoriano	TE	6-6	258	22	R	Oregon State	Salem, Ore.	D5b-'22
90	Jordan Akins	TE	6-4	243	30	6	Central Florida	Locust Grove, Ga.	FA-'22
91	Jaleel Johnson	DL	6-3	316	28	6	Iowa	Brooklyn, N.Y.	FA-'22
92	Roy Lopez	DL	6-2	318	25	2	Arizona	Tempe, Ariz.	D6-'21
93	Rasheem Green	DL	6-4	279	25	5	USC	Los Angeles, Calif.	UFA-'22 (SEA)
96	Kurt Hinish	DL	6-2	300	23	R	Notre Dame	Pittsburgh, Pa.	CFA-'22
97	Malik Collins	DL	6-2	310	27	7	Nebraska	Kansas City, Mo.	UFA-'21 (LV)
97	Mario Addison	DL	6-3	260	35	12	Troy	Tarrant City, Ala.	FA-'22

Practice Squad (17)

6	Jeff Driskel	QB	6-4	235	29	7	Louisiana Tech	Oviedo, Fla.	FA-'21
14	Michael Young	WR	5-10	190	23	R	Cincinnati	Saint Rose, La.	FA-'22
16	Davion Davis	WR	5-11	190	26	4	Sam Houston	Hutto, Texas	FA-'22
17	Jalen Camp	WR	6-2	220	24	1	Georgia Tech	Cumming, Ga.	FA-'21
26	Royce Freeman	RB	6-0	238	26	5	Oregon	Imperial, Calif.	W-'21 (CAR)
27	Gerrid Doaks	RB	5-11	228	24	1	Cincinnati	Indianapolis, Ind.	FA-'22
38	Jacobi Francis	DB	5-11	193	24	R	Memphis	Covington, Ga.	CFA-'22
39	Tristin McCollum	DB	6-3	195	23	R	Sam Houston	Galveston, Texas	CFA-'22
41	Buddy Johnson	LB	6-2	240	23	2	Texas A&M	Dallas, Texas	FA-'22
62	KC McDermott	OL	6-5	311	26	4	Miami (Fla.)	Palm Beach, Fla.	FA-'22
70	Jordan Steckler	OL	6-5	305	26	1	Northern Illinois	Two Rivers, Wis.	FA-'21
73	Tre'Vour Wallace-Simms	OL	6-5	330	25	1	Missouri	St. Louis, Ill.	FA-'22
75	Adedayo Odeleye*	DL	6-5	271	25	R	Loughborough (U.K.)	Kent, United Kingdom	CFA-'22
86	Mason Schreck	TE	6-5	252	28	3	Buffalo	Medina, Ohio	FA-'22
89	Johnny Johnson III	WR	6-1	199	23	R	Oregon	Chandler, Ariz.	CFA-'22
94	Demone Harris	DL	6-4	272	26	3	Buffalo	Buffalo, N.Y.	FA-'21
98	Brandin Bryant	DL	6-2	305	29	1	Florida Atlantic	Omaha, Neb.	FA-'22

Reserve/Injured (5)

35	Grayland Arnold	DB	5-10	187	25	3	Baylor	Beaumont, Texas	FA-'21
50	Michael Dwumfour	DL	6-1	296	24	1	Rutgers	Scotch Plains, N.J.	FA-'21
52	Jonathan Greenard	DL	6-3	263	25	3	Florida	Hiram, Ga.	D3-'20
57	Kevin Pierre-Louis	LB	6-0	231	31	9	Boston College	Norwalk, Conn.	UFA-'21 (WAS)
95	Derek Rivers	DL	6-5	250	28	6	Youngstown State	Kinston, N.C.	UFA-'21 (LAR)

Practice Squad - Injured (1)

81	Drew Estrada	WR	6-0	196	25	R	Baylor	Argyle, Texas	CFA-'22
----	--------------	----	-----	-----	----	---	--------	---------------	---------

Reserve/Non-Football Illness List (2)

8	John Metchie III	WR	5-11	187	22	R	Alabama	Brampton, Ontario, Canada	D2b-'22
68	Justin Britt	OL	6-6	315	31	8	Missouri	Lebanon, Mo.	FA-'21

HOUSTON TEXANS ALPHA ROSTER



COACHING STAFF

COACH	TITLE
Lovie Smith	Head Coach
Pep Hamilton	Offensive Coordinator
Frank Ross	Special Teams Coordinator
Sean Baker	Assistant Special Teams
Danny Barrett	Running Backs
Tim Berbenich	Tight Ends
Ben Bolling	Defensive Assistant
Jacques Cesaire	Defensive Line
Joe Danna	Safeties
Ilir Emini	Defensive Assistant / Nickels
Dele Harding	Defensive Assistant
Hal Hunter	Assistant Offensive Line
Kenyon Jackson	Assistant Defensive Line
Ben McDaniels	Wide Receivers / Passing Game Coordinator
DeNarius McGhee	Offensive Assistant
Robbie Picazo	Offensive Assistant
Miles Smith	Linebackers
Dino Vasso	Cornerbacks
George Warhop	Offensive line
Ted White	Offensive Assistant / Quarterbacks

PRONUNCIATION GUIDE

PLAYER	PRONUNCIATION
Jordan Akins	AYE-kins
Maliek Collins	mah-LEEK
Davion Davis	DAY-vee-ughn
Austin Deculus	DECK-you-lus
Gerrid Doaks	Jared
Michael Dwumfour	DWUM-fore
Ka'imi Fairbairn	kuh-EE-me FAIR-bairn
Kenyon Green	ken-yun
Jonathan Greenard	gruh-NARD
Demone Harris	deh-MONE
Adedayo Odeleye	AH-deh-DIE-oh OH-deh-lay
Dare Ogunbowale	DARR-ay oh-GOON-bo-WALL-aye
Ogbonnia "Ogbo" Okoronkwo	oh-BO-knee-uh "Oh-boe" oh-kor-RON-kwo
Kevin Pierre-Louis	PEA-air Lewis
Jalen Pitre	PEE-tree
Scott Quessenberry	KWES-sin-bear-ee
Teagan Quitoriano	Kwi-tore-ee-on-o
Derrick Roberson	ROW-ber-son
Tremont Smith	TRAY-mon
Tavierre Thomas	TAV-ee-air
Tre'Vour Wallace-Simms	TREY-vore
Isaac Yiadom	YEAH-dum

HOW ACQUIRED KEY

CFA	College Free Agent
D	Draft Pick
FA	Free Agent
T	Trade
UFA	Unrestricted Free Agent
W	Waivers
(I)	Previous Team

*International Pathway Program Designation

NO.	NAME	POS	HT	WT	AGE	EXP	COLLEGE	HOMETOWN	ACQUIRED
97	Addison, Mario	DL	6-3	260	35	12	Troy	Tarrant City, Ala.	FA-'22
88	Akins, Jordan	TE	6-4	243	30	6	Central Florida	Locust Grove, Ga.	FA-'22
3	Allen, Kyle	QB	6-3	210	26	4	Houston	Scottsdale, Ari.	FA-'22
56	Booker, Thomas	DL	6-3	301	22	R	Stanford	Ellicott City, Md.	D5a-'22
28	Burkhead, Rex	RB	5-10	215	32	10	Nebraska	Plano, Texas	FA-'21
60	Cann, A.J.	OL	6-3	320	31	8	South Carolina	Bamberg, S.C.	UFA-'22 (JAX)
53	Cashman, Blake	LB	6-1	237	26	4	Minnesota	Eden Prairie, Minn.	T-'22 (NYJ)
96	Collins, Maliek	DL	6-2	310	27	7	Nebraska	Kansas City, Mo.	UFA-'21 (LV)
12	Collins, Nico	WR	6-4	215	23	2	Michigan	Birmingham, Ala.	D3b-'21
13	Cooks, Brandin	WR	5-10	183	29	9	Oregon State	Stockton, Calif.	T-'20 (LAR)
76	Deculus, Austin	OL	6-5	321	23	R	LSU	Mamou, La.	D6-'22
4	Dorsett, Phillip	WR	5-10	192	29	8	Miami	Fort Lauderdale, Fla.	FA-'21
7	Fairbairn, Ka'imi	K	6-0	183	28	7	UCLA	Kailua, Hawaii	CFA-'16
59	Green, Kenyon	OL	6-4	323	21	R	Texas A&M	Humble, Texas	D1b-'22
92	Green, Rasheem	DL	6-4	279	25	5	USC	Los Angeles, Calif.	UFA-'22 (SEA)
34	Hairston, Troy	FB	5-11	245	23	R	Central Michigan	Birmingham, Mich.	CFA-'22
49	Hansen, Jake	LB	6-1	235	24	R	Illinois	Tarpon Springs, Fla.	CFA-'22
48	Harris, Christian	LB	6-1	226	21	R	Alabama	Baton Rouge, La.	D3-'22
67	Heck, Charlie	OL	6-8	311	25	3	North Carolina	Kansas City, Mo.	D4a-'20
43	Hewitt, Neville	LB	6-2	234	29	8	Marshall	Conyers, Ga.	FA-'21
93	Hinish, Kurt	DL	6-2	300	23	R	Notre Dame	Pittsburgh, Pa.	CFA-'22
83	Howard, O.J.	TE	6-6	251	27	6	Alabama	Prattville, Ala.	FA-'22
71	Howard, Tytus	OL	6-5	322	26	4	Alabama State	Monroeville, Ala.	D1-'19
55	Hughes, Jerry	DL	6-2	254	34	13	TCU	Sugar Land, Texas	FA-'22
90	Johnson, Jaleel	DL	6-3	316	28	6	Iowa	Brooklyn, N.Y.	FA-'22
18	Johnson, Tyron	WR	6-1	193	26	3	Oklahoma State	New Orleans, La.	FA-'22
11	Johnston, Cameron	P	5-11	194	30	5	Ohio State	Geelong, Australia	FA-'21
9	Jordan, Brevin	TE	6-3	245	22	2	Miami (Fla.)	Las Vegas, Nev.	D5a-'21
25	King II, Desmond	DB	5-10	200	27	6	Iowa	Detroit, Mich.	UFA-'21 (TEN)
58	Kirksey, Christian	LB	6-2	235	30	9	Iowa	St. Louis, Mo.	FA-'21
91	Lopez, Roy	DL	6-2	318	25	2	Arizona	Tempe, Ariz.	D6-'21
64	McCray, Justin	OL	6-3	315	30	6	Central Florida	Miami, Fla.	UFA-'21 (ATL)
10	Mills, Davis	QB	6-4	225	24	2	Stanford	Duluth, Ga.	D3a-'21
15	Moore, Chris	WR	6-1	200	29	7	Cincinnati	Tampa, Fla.	UFA-'21 (BAL)
79	Morrissey, Jimmy	OL	6-3	303	24	2	Pittsburgh	Huntingdon Valley, Pa.	FA-'21
23	Murray, Eric	DB	5-11	199	28	7	Minnesota	Milwaukee, Wis.	UFA-'20 (CLE)
21	Nelson, Steven	DB	5-11	194	29	8	Oregon State	Warner Robins, Ga.	UFA-'22 (PHI)
33	Ogunbowale, Dare	RB	5-11	205	28	4	Wisconsin	Milwaukee, Wis.	FA-'22
45	Okoronkwo, Ogbonnia	DL	6-2	253	27	5	Oklahoma	Houston, Texas	UFA-'22 (LAR)
36	Owens, Jonathan	DB	5-11	210	27	4	Missouri Western	St. Louis, Mo.	FA-'19
31	Pierce, Dameon	RB	5-10	218	22	R	Florida	Bainbridge, Ga.	D4a-'22
5	Pitre, Jalen	DB	5-11	198	23	R	Baylor	Stafford, Texas	D2a-'22
54	Quessenberry, Scott	OL	6-3	310	27	5	UCLA	La Costa, Calif.	UFA-'22 (LAC)
84	Quitoriano, Teagan	TE	6-6	258	22	R	Oregon State	Salem, Ore.	D5b-'22
44	Reeves-Maybin, Jalen	LB	6-1	230	27	6	Tennessee	Clarksville, Tenn.	UFA-'22 (DET)
1	Smith, Tremont	DB	5-11	190	26	5	Central Arkansas	Anniston, Ala.	FA-'21
29	Stewart, M.J.	DB	5-11	200	27	5	North Carolina	Arlington, Va.	UFA-'22 (CLE)
24	Stingley Jr., Derek	DB	6-0	190	21	R	LSU	Baton Rouge, La.	D1a-'22
2	Thomas, Tavierre	DB	5-10	205	26	5	Ferris State	Detroit, Mich.	FA-'21
78	Tunsil, Laremy	OL	6-5	313	28	7	Mississippi	Lake City, Fla.	T-'19 (MIA)
32	Wallow, Garret	LB	6-2	230	23	2	TCU	New Orleans, La.	D5b-'21
46	Weeks, Jon	LS	5-10	242	36	13	Baylor	Bethpage, N.Y.	FA-'10
20	Yiadam, Isaac	DB	6-1	188	26	5	Boston College	Worcester, Mass.	FA-'22
Practice Squad (17)									
98	Bryant, Brandin	DL	6-2	305	29	1	Florida Atlantic	Omaha, Neb.	FA-'22
17	Camp, Jalen	WR	6-2	220	24	1	Georgia Tech	Cumming, Ga.	FA-'21
16	Davis, Davion	WR	5-11	190	26	4	Sam Houston	Hutto, Texas	FA-'22
27	Doaks, Gerrid	RB	5-11	228	24	1	Cincinnati	Indianapolis, Ind.	FA-'22
6	Driskel, Jeff	QB	6-4	235	29	7	Louisiana Tech	Oviedo, Fla.	FA-'21
38	Francis, Jacobi	DB	5-11	193	24	R	Memphis	Covington, Ga.	CFA-'22
26	Freeman, Royce	RB	6-0	238	26	5	Oregon	Imperial, Calif.	W-'21 (CAR)
94	Harris, Demone	DL	6-4	272	26	3	Buffalo	Buffalo, N.Y.	FA-'21
41	Johnson, Buddy	LB	6-2	240	23	2	Texas A&M	Dallas, Texas	FA-'22
89	Johnson III, Johnny	WR	6-1	199	23	R	Oregon	Chandler, Ariz.	CFA-'22
39	McCollum, Tristin	DB	6-3	195	23	R	Sam Houston	Galveston, Texas	CFA-'22
62	McDermott, KC	OL	6-5	311	26	4	Miami (Fla.)	Palm Beach, Fla.	FA-'22
75	Odeleye, Adedayo*	DL	6-5	271	25	R	Loughborough (U.K.)	Kent, United Kingdom	CFA-'22
86	Schreck, Mason	TE	6-5	252	28	3	Buffalo	Medina, Ohio	FA-'22
70	Steckler, Jordan	OL	6-5	305	26	1	Northern Illinois	Two Rivers, Wis.	FA-'21
73	Wallace-Simms, Tre'Vour	OL	6-5	330	25	1	Missouri	St. Louis, Ill.	FA-'22
14	Young, Michael	WR	5-10	190	23	R	Cincinnati	Saint Rose, La.	FA-'22
Reserve/Injured (5)									
35	Arnold, Grayland	DB	5-10	187	25	3	Baylor	Beaumont, Texas	FA-'21
50	Dwumfour, Michael	DL	6-1	296	24	1	Rutgers	Scotch Plains, N.J.	FA-'21
52	Greenard, Jonathan	DL	6-3	263	25	3	Florida	Hiram, Ga.	D3-'20
57	Pierre-Louis, Kevin	LB	6-0	231	31	9	Boston College	Norwalk, Conn.	UFA-'21 (WAS)
95	Rivers, Derek	DL	6-5	250	28	6	Youngstown State	Kinston, N.C.	UFA-'21 (LAR)
Practice Squad - Injured (1)									
81	Estrada, Drew	WR	6-0	196	25	R	Baylor	Argyle, Texas	CFA-'22
Reserve/Non-Football Illness List (2)									
68	Britt, Justin	OL	6-6	315	31	8	Missouri	Lebanon, Mo.	FA-'21
8	Metchie III, John	WR	5-11	187	22	R	Alabama	Brampton, Ontario, Canada	D2b-'22

HOW THE 2022 TEXANS WERE BUILT



Season	NFL Draft (15)	Trades (3)	Free Agents/Waivers (35)
2010 6-10, 3rd, AFC South			LS Jon Weeks (CFA)
2011 10-6, AFC South Champions			
2012 12-4, AFC South Champions			
2013 2-14, 4th, AFC South			
2014 9-7, 2nd, AFC South			
2015 9-7, AFC South Champions			
2016 9-7, AFC South Champions			K Ka'imi Fairbairn (CFA)
2017 4-12, 4th, AFC South			
2018 11-5, AFC South Champions			
2019 10-6, AFC South Champions	OL Tytus Howard (1)	OL Laremy Tunsil (T-MIA)	DB Jonathan Owens (FA)
2020 4-12, 3rd, AFC South	OL Charlie Heck (4a)	WR Brandin Cooks (T-LAR)	DB Eric Murray (UFA-CLE)
2021 4-13, 3rd, AFC South	QB Davis Mills (3a) WR Nico Collins (3b) TE Brevin Jordan (5a) LB Garret Wallow (5b) DL Roy Lopez (6)		RB Rex Burkhead (FA) DL Maliek Collins (UFA-LV) WR Phillip Dorsett (FA) LB Neville Hewitt (FA) P Cameron Johnston (FA) DB Desmond King II (UFA-TEN) LB Christian Kirksey (FA) OL Justin McCray (UFA-ATL) WR Chris Moore (UFA-BAL) OL Jimmy Morrissey (FA) DB Tremon Smith (FA) DB Tavierre Thomas (FA)
2022 1-6-1, 4th, AFC South	DB Derek Stingley Jr. (1a) OL Kenyon Green (1b) DB Jalen Pitre (2a) LB Christian Harris (3) RB Dameon Pierce (4) DL Thomas Booker (5a) TE Teagan Quitoriano (5b) OL Austin Deculus (6)	LB Blake Cashman (T-NYJ)	DL Mario Addison (FA) TE Jordan Akins (FA) QB Kyle Allen (FA) OL A.J. Cann (UFA-JAX) DL Rasheem Green (UFA - SEA) DL Troy Hairston (UDFA) LB Jake Hansen (UDFA) DL Kurt Hinish (UDFA) TE O.J. Howard (FA) DL Jerry Hughes (FA) DL Jaleel Johnson (FA) WR Tyron Johnson (FA) DB Steven Nelson (UFA-PHI) RB Dare Ogunbowale (FA) LB Ogbonnia Okoronkwo (UFA-LAR) OL Scott Quessenberry (UFA-LAC) LB Jalen Reeves-Maybin (UFA-DET) DB M.J. Stewart (UFA-CLE) DB Isaac Yiadom (FA)



TEXANS ROSTER BY POSITION



NO.	NAME	POS.	HT.	WT.	AGE	EXP.	COLLEGE	HOMETOWN	HOW ACQ.
QUARTERBACKS (2)									
3	Allen, Kyle	QB	6-3	210	26	4	Houston	Scottsdale, Ari.	FA-'22
10	Mills, Davis	QB	6-4	225	24	2	Stanford	Duluth, Ga.	D3a-'21
RUNNING BACKS (4)									
28	Burkhead, Rex	RB	5-10	215	32	10	Nebraska	Plano, Texas	FA-'21
31	Pierce, Dameon	RB	5-10	218	22	R	Florida	Bainbridge, Ga.	D4a-'22
33	Ogunbowale, Dare	RB	5-11	205	28	4	Wisconsin	Milwaukee, Wis.	FA-'22
34	Hairston, Troy	FB	5-11	245	23	R	Central Michigan	Birmingham, Mich.	CFA-'22
WIDE RECEIVERS (5)									
4	Dorsett, Phillip	WR	5-10	192	29	8	Miami	Fort Lauderdale, Fla.	FA-'21
12	Collins, Nico	WR	6-4	215	23	2	Michigan	Birmingham, Ala.	D3b-'21
13	Cooks, Brandin	WR	5-10	183	29	9	Oregon State	Stockton, Calif.	T-'20 (LAR)
15	Moore, Chris	WR	6-1	200	29	7	Cincinnati	Tampa, Fla.	UFA-'21 (BAL)
18	Johnson, Tyron	WR	6-1	193	26	3	Oklahoma State	New Orleans, La.	FA-'22
TIGHT ENDS (4)									
9	Jordan, Brevin	TE	6-3	245	22	2	Miami (Fla.)	Las Vegas, Nev.	D5a-'21
83	Howard, O.J.	TE	6-6	251	27	6	Alabama	Prattville, Ala.	FA-'22
84	Quitoriano, Teagan	TE	6-6	258	22	R	Oregon State	Salem, Ore.	D5b-'22
88	Akins, Jordan	TE	6-4	243	30	6	Central Florida	Locust Grove, Ga.	FA-'22
OFFENSIVE LINE (9)									
54	Quessenberry, Scott	OL	6-3	310	27	5	UCLA	La Costa, Calif.	UFA-'22 (LAC)
59	Green, Kenyon	OL	6-4	323	21	R	Texas A&M	Humble, Texas	D1b-'22
60	Cann, A.J.	OL	6-3	320	31	8	South Carolina	Bamberg, S.C.	UFA-'22 (JAX)
64	McCray, Justin	OL	6-3	315	30	6	Central Florida	Miami, Fla.	UFA-'21 (ATL)
67	Heck, Charlie	OL	6-8	311	25	3	North Carolina	Kansas City, Mo.	D4a-'20
71	Howard, Tytus	OL	6-5	322	26	4	Alabama State	Monroeville, Ala.	D1-'19
76	Deculus, Austin	OL	6-5	321	23	R	LSU	Mamou, La.	D6-'22
78	Tunsil, Laremy	OL	6-5	313	28	7	Mississippi	Lake City, Fla.	T-'19 (MIA)
79	Morrissey, Jimmy	OL	6-3	303	24	2	Pittsburgh	Huntingdon Valley, Pa.	FA-'21
LINEBACKERS (7)									
32	Wallow, Garret	LB	6-2	230	23	2	TCU	New Orleans, La.	D5b-'21
43	Hewitt, Neville	LB	6-2	234	29	8	Marshall	Conyers, Ga.	FA-'21
44	Reeves-Maybin, Jalen	LB	6-1	230	27	6	Tennessee	Clarksville, Tenn.	UFA-'22 (DET)
48	Harris, Christian	LB	6-1	226	21	R	Alabama	Baton Rouge, La.	D3-'22
49	Hansen, Jake	LB	6-1	235	24	R	Illinois	Tarpon Springs, Fla.	CFA-'22
53	Cashman, Blake	LB	6-1	237	26	4	Minnesota	Eden Prairie, Minn.	T-'22 (NYJ)
58	Kirksey, Christian	LB	6-2	235	30	9	Iowa	St. Louis, Mo.	FA-'21
DEFENSIVE BACKS (10)									
1	Smith, Tremon	DB	5-11	190	26	5	Central Arkansas	Anniston, Ala.	FA-'21
2	Thomas, Tavierre	DB	5-10	205	26	5	Ferris State	Detroit, Mich.	FA-'21
5	Pitre, Jalen	DB	5-11	198	23	R	Baylor	Stafford, Texas	D2a-'22
20	Yiadam, Isaac	DB	6-1	188	26	5	Boston College	Worcester, Mass.	FA-'22
21	Nelson, Steven	DB	5-11	194	29	8	Oregon State	Warner Robins, Ga.	UFA-'22 (PHI)
23	Murray, Eric	DB	5-11	199	28	7	Minnesota	Milwaukee, Wis.	UFA-'20 (CLE)
24	Stingley Jr., Derek	DB	6-0	190	21	R	LSU	Baton Rouge, La.	D1a-'22
25	King II, Desmond	DB	5-10	200	27	6	Iowa	Detroit, Mich.	UFA-'21 (TEN)
29	Stewart, M.J.	DB	5-11	200	27	5	North Carolina	Arlington, Va.	UFA-'22 (CLE)
36	Owens, Jonathan	DB	5-11	210	27	4	Missouri Western	St. Louis, Mo.	FA-'19
DEFENSIVE LINE (9)									
45	Okoronkwo, Ogbornia	DL	6-2	253	27	5	Oklahoma	Houston, Texas	UFA-'22 (LAR)
55	Hughes, Jerry	DL	6-2	254	34	13	TCU	Sugar Land, Texas	FA-'22
56	Booker, Thomas	DL	6-3	301	22	R	Stanford	Ellicott City, Md.	D5a-'22
90	Johnson, Jaleel	DL	6-3	316	28	6	Iowa	Brooklyn, N.Y.	FA-'22
91	Lopez, Roy	DL	6-2	318	25	2	Arizona	Tempe, Ariz.	D6-'21
92	Green, Rasheem	DL	6-4	279	25	5	USC	Los Angeles, Calif.	UFA-'22 (SEA)
93	Hinish, Kurt	DL	6-2	300	23	R	Notre Dame	Pittsburgh, Pa.	CFA-'22
96	Collins, Maliek	DL	6-2	310	27	7	Nebraska	Kansas City, Mo.	UFA-'21 (LV)
97	Addison, Mario	DL	6-3	260	35	12	Troy	Tarrant City, Ala.	FA-'22
SPECIALISTS (3)									
7	Fairbairn, Ka'imi	K	6-0	183	28	7	UCLA	Kailua, Hawaii	CFA-'16
11	Johnston, Cameron	P	5-11	194	30	5	Ohio State	Geelong, Australia	FA-'21
46	Weeks, Jon	LS	5-10	242	36	13	Baylor	Bethpage, N.Y.	FA-'10

TEXANS ROSTER BY ROUND



The Texans have 39 players on their active 53-man roster who were drafted, including eight former first-round picks, two from the second round, 10 from the third round, six former fourth-round picks, eight former fifth-round picks, four former sixth-round picks and one former seventh-round. There are also 14 college free agents on the Texans roster, including three undrafted free agents added in 2022.

FIRST ROUND (8)

Pos.	Player	Year	Pick	Team
DB	Derek Stingley Jr.	2022	3	Texans
OL	Laremy Tunsil	2016	13	Dolphins
TE	O.J. Howard	2017	19	Buccaneers
OL	Kenyon Green	2022	15	Texans
WR	Brandin Cooks	2014	20	Saints
OL	Tytus Howard	2019	23	Texans
WR	Phillip Dorsett	2015	29	Colts
DL	Jerry Hughes	2010	31	Colts

SECOND ROUND (2)

Pos.	Player	Year	Pick	Team
DB	Jalen Pitre	2022	37	Texans
DB	M.J. Stewart	2018	53	Buccaneers

THIRD ROUND (10)

Pos.	Player	Year	Pick	Team
OL	A.J. Cann	2015	67	Jaguars
DL	Maliek Collins	2016	67	Cowboys
QB	Davis Mills	2021	67	Texans
LB	Christian Kirksey	2014	71	Browns
LB	Christian Harris	2022	75	Texans
DL	Rasheem Green	2018	79	Seahawks
WR	Nico Collins	2021	89	Texans
DB	Steven Nelson	2015	98	Chiefs
TE	Jordan Akins	2018	98	Texans
DB	Isaac Yiadom	2018	99	Broncos

FOURTH ROUND (6)

Pos.	Player	Year	Pick	Team
DB	Eric Murray	2016	106	Chiefs
WR	Chris Moore	2016	107	Ravens
RB	Dameon Pierce	2022	107	Texans
DL	Jaleel Johnson	2017	109	Vikings
LB	Jalen Reeves-Maybin	2017	124	Lions
OL	Charlie Heck	2020	126	Texans

FIFTH ROUND (8)

Pos.	Player	Year	Pick	Team
TE	Brevin Jordan	2021	147	Texans
DL	Thomas Booker	2022	150	Texans
DB	Desmond King II	2017	151	Chargers
OL	Scott Quessenberry	2018	155	Chargers
LB	Blake Cashman	2019	157	Jets
DL	Ogbonnia Okoronkwo	2018	160	Rams
LB	Garret Wallow	2021	170	Texans
TE	Teagan Quitoriano	2022	170	Texans

SIXTH ROUND (4)

Pos.	Player	Year	Pick	Team
RB	Rex Burkhead	2013	190	Bengals
DL	Roy Lopez	2021	195	Texans
DB	Tremon Smith	2018	196	Chiefs
OL	Austin Deculus	2022	205	Texans

SEVENTH ROUND (1)

Pos.	Player	Year	Pick	Team
OL	Jimmy Morrissey	2021	230	Raiders

COLLEGE FREE AGENTS (14)

Pos.	Player	Year	Team
LS	Jon Weeks	2010	Texans
DL	Mario Addison	2011	Bears
OL	Justin McCray	2014	Titans
LB	Neville Hewitt	2015	Dolphins
K	Ka'imi Fairbairn	2016	Texans
P	Cameron Johnston	2017	Eagles
RB	Dare Ogunbowale	2017	Texans
QB	Kyle Allen	2018	Panthers
DB	Jonathan Owens	2018	Cardinals
DB	Tavierre Thomas	2018	Cardinals
WR	Tyron Johnson	2019	Texans
FB	Troy Hairston	2022	Texans
LB	Jake Hansen	2022	Texans
DL	Kurt Hinish	2022	Texans



TEXANS UNOFFICIAL DEPTH CHART



Updated by Texans PR on Nov. 4, 2022.

OFFENSE

QB	10 Davis Mills	3 Kyle Allen	
RB	<u>31 Dameon Pierce</u>	28 Rex Burkhead	33 Dare Ogunbowale
FB	<u>34 Troy Hairston</u>		
WR	13 Brandin Cooks	4 Phillip Dorsett	18 Tyron Johnson
WR	12 Nico Collins	15 Chris Moore	
TE	83 O.J. Howard	9 Brevin Jordan	88 Jordan Akins <u>84 Teagan Quitoriano</u>
LT	78 Laremy Tunsil	67 Charlie Heck	
LG	<u>59 Kenyon Green</u>	64 Justin McCray	
C	54 Scott Quessenberry	79 Jimmy Morrissey	
RG	60 A.J. Cann		
RT	71 Tytus Howard	<u>76 Austin Deculus</u>	

DEFENSE

DE	92 Rasheem Green	97 Mario Addison	
DT	96 Maliek Collins	<u>56 Thomas Booker</u>	90 Jaleel Johnson
DT	91 Roy Lopez	<u>93 Kurt Hinish</u>	
DE	55 Jerry Hughes	45 Ogbornia Okoronkwo	
LB	<u>48 Christian Harris</u>	44 Jalen Reeves-Maybin	
LB	58 Christian Kirksey	53 Blake Cashman	43 Neville Hewitt
LB	32 Garret Wallow	<u>49 Jake Hansen</u>	
CB	21 Steven Nelson	20 Isaac Yiadom	2 Tavierre Thomas
CB	<u>24 Derek Stingley Jr.</u>	25 Desmond King II	1 Tremon Smith
S	36 Jonathan Owens	29 M.J. Stewart	
S	<u>5 Jalen Pitre</u>	23 Eric Murray	

SPECIAL TEAMS

P	11 Cameron Johnston	
K	7 Ka'imi Fairbairn	
LS	46 Jon Weeks	
H	11 Cameron Johnston	
PR	25 Desmond King II	1 Tremon Smith
KR	1 Tremon Smith	25 Desmond King II

2022 TEXANS STARTERS



2022 REGULAR SEASON

OFFENSE

DATE	OPPONENT	QB	FB	RB	WR	WR	WR	TE	TE	TE	OL	LT	LG	C	RG	RT
9/11	Indianapolis	D. Mills	--	<u>D. Pierce</u>	B. Cooks	N. Collins	--	P. Brown	--	--	C. Heck	L. Tunsil	J. McCray	J. Britt	A. Cann	T. Howard
9/18	at Denver	D. Mills	--	<u>D. Pierce</u>	B. Cooks	--	--	P. Brown	O. Howard	B. Jordan	--	L. Tunsil	<u>K. Green</u>	S. Quessenberry	A. Cann	T. Howard
9/25	at Chicago	D. Mills	<u>T. Hairston</u>	<u>D. Pierce</u>	B. Cooks	--	--	P. Brown	O. Howard	--	--	L. Tunsil	<u>K. Green</u>	S. Quessenberry	A. Cann	T. Howard
10/2	L.A. Chargers	D. Mills	--	<u>D. Pierce</u>	B. Cooks	N. Collins	C. Moore	--	O. Howard	--	--	L. Tunsil	<u>K. Green</u>	S. Quessenberry	A. Cann	T. Howard
10/9	at Jacksonville	D. Mills	--	<u>D. Pierce</u>	B. Cooks	N. Collins	--	M. Schreck	O. Howard	--	--	L. Tunsil	<u>K. Green</u>	S. Quessenberry	A. Cann	T. Howard
10/23	at Las Vegas	D. Mills	<u>T. Hairston</u>	<u>D. Pierce</u>	B. Cooks	N. Collins	--	--	O. Howard	--	--	L. Tunsil	<u>K. Green</u>	S. Quessenberry	A. Cann	T. Howard
10/30	Tennessee	D. Mills	<u>T. Hairston</u>	<u>D. Pierce</u>	B. Cooks	P. Dorsett	--	O. Howard	--	--	--	L. Tunsil	<u>K. Green</u>	S. Quessenberry	J. McCray	T. Howard
11/3	Philadelphia	D. Mills	--	<u>D. Pierce</u>	T. Johnson	P. Dorsett	C. Moore	O. Howard	--	--	--	L. Tunsil	<u>K. Green</u>	S. Quessenberry	A. Cann	T. Howard
11/13	at N.Y. Giants	--	--	--	--	--	--	--	--	--	--	--	--	--	--	--
11/20	Washington	--	--	--	--	--	--	--	--	--	--	--	--	--	--	--
11/27	at Miami	--	--	--	--	--	--	--	--	--	--	--	--	--	--	--
12/4	Cleveland	--	--	--	--	--	--	--	--	--	--	--	--	--	--	--
12/11	at Dallas	--	--	--	--	--	--	--	--	--	--	--	--	--	--	--
12/18	Kansas City	--	--	--	--	--	--	--	--	--	--	--	--	--	--	--
12/24	at Tennessee	--	--	--	--	--	--	--	--	--	--	--	--	--	--	--
1/1	Jacksonville	--	--	--	--	--	--	--	--	--	--	--	--	--	--	--
1/8	at Indianapolis	--	--	--	--	--	--	--	--	--	--	--	--	--	--	--

2022 REGULAR SEASON

DEFENSE

DATE	OPPONENT	DE	DT	DT	DE	LB	LB	LB	CB	CB	CB	S	S
9/11	Indianapolis	J. Hughes	R. Lopez	M. Collins	J. Greenard	K. Grugier-Hill	C. Kirksey	--	D. King II	<u>D. Stingley Jr.</u>	S. Nelson	<u>J. Pitre</u>	J. Owens
9/18	at Denver	J. Hughes	R. Lopez	M. Collins	J. Greenard	K. Grugier-Hill	C. Kirksey	--	D. King II	<u>D. Stingley Jr.</u>	S. Nelson	<u>J. Pitre</u>	J. Owens
9/25	at Chicago	J. Hughes	R. Lopez	M. Collins	J. Greenard	K. Grugier-Hill	C. Kirksey	--	D. King II	<u>D. Stingley Jr.</u>	S. Nelson	<u>J. Pitre</u>	J. Owens
10/2	L.A. Chargers	J. Hughes	R. Lopez	M. Collins	J. Greenard	K. Grugier-Hill	C. Kirksey	B. Cashman	--	<u>D. Stingley Jr.</u>	S. Nelson	<u>J. Pitre</u>	J. Owens
10/9	at Jacksonville	J. Hughes	R. Lopez	M. Collins	R. Green	K. Grugier-Hill	C. Kirksey	G. Wallow	--	<u>D. Stingley Jr.</u>	S. Nelson	<u>J. Pitre</u>	J. Owens
10/23	at Las Vegas	J. Hughes	R. Lopez	M. Collins	R. Green	K. Grugier-Hill	C. Kirksey	G. Wallow	--	<u>D. Stingley Jr.</u>	S. Nelson	<u>J. Pitre</u>	J. Owens
10/30	Tennessee	J. Hughes	<u>T. Booker</u>	<u>K. Hinish</u>	R. Green	<u>C. Harris</u>	C. Kirksey	--	D. King II	<u>D. Stingley Jr.</u>	S. Nelson	<u>J. Pitre</u>	J. Owens
11/3	Philadelphia	J. Hughes	J. Johnson	<u>K. Hinish</u>	R. Green	<u>C. Harris</u>	C. Kirksey	G. Wallow	--	<u>D. Stingley Jr.</u>	S. Nelson	<u>J. Pitre</u>	J. Owens
11/13	at N.Y. Giants	--	--	--	--	--	--	--	--	--	--	--	--
11/20	Washington	--	--	--	--	--	--	--	--	--	--	--	--
11/27	at Miami	--	--	--	--	--	--	--	--	--	--	--	--
12/4	Cleveland	--	--	--	--	--	--	--	--	--	--	--	--
12/11	at Dallas	--	--	--	--	--	--	--	--	--	--	--	--
12/18	Kansas City	--	--	--	--	--	--	--	--	--	--	--	--
12/24	at Tennessee	--	--	--	--	--	--	--	--	--	--	--	--
1/1	Jacksonville	--	--	--	--	--	--	--	--	--	--	--	--
1/8	at Indianapolis	--	--	--	--	--	--	--	--	--	--	--	--

Rookies underlined.

2022 TEXANS PARTICIPATION



2022 REGULAR SEASON HOUSTON TEXANS PLAYER PARTICIPATION																					
PLAYERS	IND 9/11	@ DEN 9/18	@ CHI 9/25	LAC 10/2	@ JAX 10/9	@ LV 10/23	TEN 10/30	PHI 11/3	@ NYG 11/13	WAS 11/20	@ MIA 11/27	CLE 12/4	@ DAL 12/11	KC 12/18	@ TEN 12/24	JAX 1/1	@ IND 1/8	GP	GS	DNP	IN
M. Addison	IR	IR	IR	IR	GP	GP	GP	GP	-	-	-	-	-	-	-	-	-	4	0	0	0
J. Akins	PS	PS	GP	GP	GP	GP	GP	GP	-	-	-	-	-	-	-	-	-	6	0	0	0
K. Allen	IA	IA	DNP	DNP	DNP	DNP	DNP	DNP	-	-	-	-	-	-	-	-	-	0	0	6	2
D. Anderson	IR	NOT	NOT	NOT	NOT	NOT	NOT	NOT	-	-	-	-	-	-	-	-	-	0	0	0	0
G. Arnold	PS	PS	GP	GP	GP	GP	GP	GP	-	-	-	-	-	-	-	-	-	5	0	0	0
T. Booker	IA	GP	GP	GP	IA	GP	GP	DT	GP	-	-	-	-	-	-	-	-	6	1	0	2
J. Britt	C	IA	NFILL	NFILL	R/NFILL	R/NFILL	R/NFILL	R/NFILL	-	-	-	-	-	-	-	-	-	1	1	0	1
P. Brown	TE	TE	TE	IA	NOT	NOT	NOT	NOT	-	-	-	-	-	-	-	-	-	3	3	0	1
R. Burkhead	GP	GP	GP	GP	GP	GP	GP	GP	-	-	-	-	-	-	-	-	-	8	0	0	0
J. Camp	PS	PS	PS	PS	PS	PS	PS	IA	GP	-	-	-	-	-	-	-	-	1	0	0	1
A. Cann	RG	RG	RG	RG	RG	RG	IA	RG	-	-	-	-	-	-	-	-	-	7	7	0	1
B. Cashman	GP	GP	GP	LB	IA	GP	GP	GP	-	-	-	-	-	-	-	-	-	7	1	0	1
M. Collins	DT	DT	DT	DT	DT	DT	IA	IA	-	-	-	-	-	-	-	-	-	6	6	0	2
N. Collins	WR	GP	GP	WR	WR	WR	IA	IA	-	-	-	-	-	-	-	-	-	6	4	0	2
C. Conley	GP	GP	PS	PS	NOT	NOT	GP	NOT	-	-	-	-	-	-	-	-	-	3	0	0	0
B. Cooks	WR	WR	WR	WR	WR	WR	WR	IA	-	-	-	-	-	-	-	-	-	7	7	0	1
D. Davis	NOT	NOT	NOT	NOT	PS	PS	PS	PS	-	-	-	-	-	-	-	-	-	0	0	0	0
A. Deculus	IA	DNP	IA	IA	IA	IA	IA	IA	-	-	-	-	-	-	-	-	-	0	0	1	7
G. Doaks	PS	PS	PS	PS	PS	PS	PS	PS	-	-	-	-	-	-	-	-	-	0	0	0	0
P. Dorsett	GP	IA	GP	GP	GP	GP	WR	WR	-	-	-	-	-	-	-	-	-	7	2	0	1
J. Driskel	GP	GP	PS	PS	PS	PS	PS	PS	-	-	-	-	-	-	-	-	-	2	0	0	0
M. Dwumfour	GP	GP	GP	IA	GP	IR	IR	IR	-	-	-	-	-	-	-	-	-	4	0	0	1
D. Estrada	PS	PS	PS	PS	PS	PS	PSI	PSI	-	-	-	-	-	-	-	-	-	0	0	0	0
K. Fairbairn	GP	GP	GP	GP	GP	GP	GP	GP	-	-	-	-	-	-	-	-	-	8	0	0	0
C. Francis	PS	PS	PS	PS	PS	PS	PS	PS	-	-	-	-	-	-	-	-	-	0	0	0	0
R. Freeman	PS	PS	PS	PS	PS	PS	PS	PS	-	-	-	-	-	-	-	-	-	0	0	0	0
J. Greenard	DE	DE	DE	DE	IA	IR	IR	IR	-	-	-	-	-	-	-	-	-	4	4	0	1
K. Green	GP	LG	LG	LG	LG	LG	LG	LG	-	-	-	-	-	-	-	-	-	8	7	0	0
R. Green	IA	GP	GP	GP	DE	DE	DE	DE	-	-	-	-	-	-	-	-	-	7	4	0	1
K. Grugier-Hill	LB	LB	LB	LB	LB	LB	NOT	^	-	-	-	-	-	-	-	-	-	6	6	0	0
T. Hairston	GP	GP	FB	GP	GP	FB	FB	GP	-	-	-	-	-	-	-	-	-	8	3	0	0
J. Hansen	IA	IA	IA	IA	GP	IA	IA	GP	-	-	-	-	-	-	-	-	-	2	0	0	6
C. Harris	IR	IR	IR	IR	IR	GP	LB	LB	-	-	-	-	-	-	-	-	-	3	2	0	0
D. Harris	GP	IA	GP	IA	IA	IA	GP	NOT	-	-	-	-	-	-	-	-	-	3	0	0	4
C. Heck	OL	GP	GP	GP	GP	GP	GP	GP	-	-	-	-	-	-	-	-	-	8	1	0	0
N. Hewitt	GP	GP	GP	GP	GP	GP	GP	IA	-	-	-	-	-	-	-	-	-	7	0	0	1
K. Hinish	GP	GP	IA	GP	GP	GP	DT	DT	-	-	-	-	-	-	-	-	-	7	2	0	1
O. Howard	GP	TE	TE	TE	TE	TE	TE	TE	-	-	-	-	-	-	-	-	-	8	7	0	0
T. Howard	RT	RT	RT	RT	RT	RT	RT	RT	-	-	-	-	-	-	-	-	-	8	8	0	0
J. Hughes	DE	DE	DE	DE	DE	DE	DE	DE	-	-	-	-	-	-	-	-	-	8	8	0	0
B. Johnson	^	^	^	^	^	^	^	PS	-	-	-	-	-	-	-	-	-	0	0	0	0
J. Johnson III	PS	PS	PS	PS	PS	PS	PS	PS	-	-	-	-	-	-	-	-	-	0	0	0	0
J. Johnson	^	^	^	^	^	^	GP	DT	-	-	-	-	-	-	-	-	-	2	1	0	0
Tyler Johnson	^	IA	IA	GP	GP	IA	NOT	NOT	-	-	-	-	-	-	-	-	-	2	0	0	3
Tyron Johnson	^	^	^	^	^	^	GP	WR	-	-	-	-	-	-	-	-	-	2	1	0	0
C. Johnston	GP	GP	GP	GP	GP	GP	GP	GP	-	-	-	-	-	-	-	-	-	8	0	0	0
B. Jordan	GP	TE	IA	IA	IA	GP	GP	GP	-	-	-	-	-	-	-	-	-	5	1	0	3
D. King II	CB	CB	CB	GP	GP	GP	CB	GP	-	-	-	-	-	-	-	-	-	8	4	0	0
C. Kirksey	LB	LB	LB	LB	LB	LB	LB	LB	-	-	-	-	-	-	-	-	-	8	8	0	0
R. Lopez	DT	DT	DT	DT	DT	DT	GP	GP	-	-	-	-	-	-	-	-	-	8	6	0	0
T. McCollum	PS	PS	PS	PS	PS	PS	PS	PS	-	-	-	-	-	-	-	-	-	0	0	0	0
J. McCray	LG	GP	GP	GP	GP	GP	LG	IA	-	-	-	-	-	-	-	-	-	7	2	0	1
J. Metchie III	R/NFILL	R/NFILL	R/NFILL	R/NFILL	R/NFILL	R/NFILL	R/NFILL	R/NFILL	-	-	-	-	-	-	-	-	-	0	0	0	0
D. Mills	QB	QB	QB	WR	IA	GP	GP	WR	-	-	-	-	-	-	-	-	-	8	8	0	0
C. Moore	GP	GP	GP	WR	IA	GP	GP	WR	-	-	-	-	-	-	-	-	-	7	2	0	1
J. Morrissey	PS	PS	GP	GP	DNP	DNP	DNP	DNP	-	-	-	-	-	-	-	-	-	3	0	3	0
E. Murray	GP	GP	GP	GP	GP	GP	GP	GP	-	-	-	-	-	-	-	-	-	8	0	0	0
S. Nelson	CB	CB	CB	CB	CB	CB	CB	CB	-	-	-	-	-	-	-	-	-	8	8	0	0
C. Ogbuehi	PSIR	PSIR	PSIR	NOT	NOT	NOT	NOT	NOT	-	-	-	-	-	-	-	-	-	0	0	0	0
D. Ogunbowale	GP	GP	GP	GP	GP	GP	GP	GP	-	-	-	-	-	-	-	-	-	8	0	0	0
O. Okoronkwo	GP	GP	GP	GP	GP	GP	GP	GP	-	-	-	-	-	-	-	-	-	8	0	0	0
J. Owens	S	S	S	S	S	S	S	S	-	-	-	-	-	-	-	-	-	8	8	0	0
D. Pierce	RB	RB	HB	RB	RB	RB	RB	RB	-	-	-	-	-	-	-	-	-	8	8	0	0
K. Pierre-Louis	GP	GP	IR	IR	IR	IR	IR	IR	-	-	-	-	-	-	-	-	-	2	0	0	0
J. Pitre	S	S	S	S	S	S	S	S	-	-	-	-	-	-	-	-	-	8	8	0	0
S. Quessenberry	DNP	C	C	C	C	C	C	C	-	-	-	-	-	-	-	-	-	7	7	1	0
T. Quitoriano	IR	IR	IR	IR	IR	IRD	IRD	GP	-	-	-	-	-	-	-	-	-	1	0	0	0
J. Reeves-Maybin	GP	GP	GP	GP	GP	GP	GP	GP	-	-	-	-	-	-	-	-	-	8	0	0	0
D. Rivers	IR	IR	IR	IR	IR	IR	IR	IR	-	-	-	-	-	-	-	-	-	0	0	0	0
M. Schreck	PS	PS	PS	GP	TE	PS	PS	PS	-	-	-	-	-	-	-	-	-	2	1	0	0
K. Sheffield	IR	IR	IR	IR	IR	IR	NOT	NOT	-	-	-	-	-	-	-	-	-	0	0	0	0
T. Smith	GP	GP	GP	GP	GP	GP	GP	GP	-	-	-	-	-	-	-	-	-	8	0	0	0
J. Steckler	PS	PS	PS	PS	PS	PS	PS	PS	-	-	-	-	-	-	-	-	-	0	0	0	0
M. Stewart	GP	GP	GP	GP	GP	GP	GP	GP	-	-	-	-	-	-	-	-	-	8	0	0	0
D. Stingley Jr.	CB	DB	CB	CB	CB	CB	CB	CB	-	-	-	-	-	-	-	-	-	8	8	0	0
T. Thomas	IR	IR	IR	IR	IR	IR	IRD	GP	-	-	-	-	-	-	-	-	-	1	0	0	0
L. Tunsil	LT	LT	LT	LT	LT	LT	LT	LT	-	-	-	-	-	-	-	-	-	8	8	0	0
T. Wallace-Simms	NOT	NOT	PS	PS	PS	PS	PS	PS	-	-	-	-	-	-	-	-	-	0	0	0	0
G. Wallow	IA	IA	GP	GP	LB	LB	GP	LB	-	-	-	-	-	-	-	-	-	6	3	0	2
J. Weeks	GP	GP	GP	GP	GP	GP	GP	GP	-	-	-	-	-	-	-	-	-	8	0	0	0
L. Viadom	GP	GP	IA	IA	GP	IA	IA	IA	-	-	-	-	-	-	-	-	-	3	0	0	5

PARTICIPATION KEY:

CAPS=Starter, GP=Games Played, IA=Inactive, DNP=Did Not Play, NOT=Not on Roster, IR=Reserve/Injured, IRD=Injured Reserve - Designated For Return, PS=Practice Squad, PSI=Practice Squad Injured, NOTT=Not on any Team, NFILL=Non-Football Illness, R/NFILL=Reserve/NFILL, PSIR=Practice Squad/Injured Reserve, ^=With Other Team



HOUSTON
TEXANS

MISCELLANEOUS STATISTICS

THE LAST TIME



BY TEXANS

BY OPPONENT

PASSING

527 yards, Matt Schaub vs. Jacksonville, 11/18/12	500 YARDS PASSING	* Never Has Happened *
41 att., Davis Mills @ Las Vegas, 10/23/22	40+ PASS ATTEMPTS	47 att., Trevor Lawrence @ Jacksonville, 10/09/22
50 att., Deshaun Watson vs. Denver, 12/08/19	50+ PASS ATTEMPTS	50 att., Matt Ryan vs. Indianapolis, 09/11/22
426 yards, Deshaun Watson vs. Atlanta, 10/06/19	400 YARDS PASSING	471 yards, Nick Foles @ Philadelphia, 12/23/18
302 yards, Davis Mills @ Las Vegas, 10/23/22	300 YARDS PASSING	340 yards, Justin Herbert vs. L.A. Chargers, 10/02/22
6 tds, Ryan Fitzpatrick: (8, 7, 58, 34, 4, 1) vs. Tennessee, 11/30/14	SIX TOUCHDOWN PASSES	6 tds, Aaron Rodgers: (41, 6, 21, 1, 48, 18) vs. Green Bay, 10/14/12
* Never Has Happened *	SEVEN TOUCHDOWN PASSES	* Never Has Happened *
5 tds, Deshaun Watson vs. Atlanta, 10/06/19	FIVE+ TOUCHDOWN PASSES	5 tds, Tom Brady @ New England, 09/24/17
5 tds, Deshaun Watson: (6, 33, 8, 12, 44) vs. Atlanta, 10/06/19	FIVE TOUCHDOWN PASSES	5 tds, Tom Brady: (5, 7, 47, 42, 25) @ New England, 09/24/17
4 tds, Deshaun Watson: (2, 33, 40, 34) @ Detroit, 11/26/20	FOUR TOUCHDOWN PASSES	4 tds, Ryan Tannehill: (5, 14, 4, 3) vs. Tennessee, 01/09/22
3 tds, Davis Mills: (28, 7, 26) vs. Tennessee, 01/09/22	THREE TOUCHDOWN PASSES	3 tds, Matthew Stafford: (3, 2, 11) vs. L.A. Rams, 10/31/21
* Never Has Happened *	FOUR OR MORE INTERCEPTION GAME	* Never Has Happened *
3 ints, Glover Quin vs. Tennessee, 11/28/10	THREE INTERCEPTION GAME	* Never Has Happened *
2 ints, Jalen Pitre @ Chicago, 09/25/22	TWO INTERCEPTION GAME	2 ints, Richard Sherman @ Seattle, 10/29/17
* Never Has Happened *	SEVEN+ INTERCEPTIONS THROWN	* Never Has Happened *
* Never Has Happened *	SIX INTERCEPTIONS THROWN	* Never Has Happened *
* Never Has Happened *	FIVE INTERCEPTIONS THROWN	* Never Has Happened *
4 ints, Davis Mills @ Buffalo, 10/03/21	FOUR INTERCEPTIONS THROWN	4 ints, Ryan Tannehill @ Tennessee, 11/21/21
3 ints, Tyrod Taylor @ Miami, 11/07/21	THREE INTERCEPTIONS THROWN	3 ints, Trevor Lawrence vs. Jacksonville, 09/12/21
2 ints, Davis Mills vs. Philadelphia, 11/03/22	TWO INTERCEPTIONS THROWN	2 ints, Trevor Lawrence @ Jacksonville, 10/09/22

RUSHING

* Never Has Happened *	300 YARDS RUSHING	* Never Has Happened *
231 yards, Arian Foster vs. Indianapolis, 09/12/10	200+ YARDS RUSHING	219 yards, Derrick Henry vs. Tennessee, 10/30/22
231 yards, Arian Foster vs. Indianapolis, 09/12/10	200 YARDS RUSHING	219 yards, Derrick Henry vs. Tennessee, 10/30/22
160 yards, Carlos Hyde @ Jacksonville, 11/03/19	150-199 YARDS RUSHING	157 yards, Khalil Herbert @ Chicago, 09/25/22
139 yards, Dameon Pierce vs. Philadelphia, 11/03/22	100 YARDS RUSHING	143 yards, Josh Jacobs @ Las Vegas, 10/23/22
139 yards, Dameon Pierce vs. Philadelphia, 11/03/22	100-149 YARDS RUSHING	143 yards, Josh Jacobs @ Las Vegas, 10/23/22
124 yards/115 yards, Arian Foster/Ben Tate vs. Cleveland, 11/06/11	TWO 100-YARD RUSHERS	126 yards/104 yards, Nick Chubb/Kareem Hunt @ Cleveland, 11/15/20
* Never Has Happened *	FIVE TOUCHDOWNS RUSHING	* Never Has Happened *
* Never Has Happened *	FOUR TOUCHDOWNS RUSHING	4 tds, Shaun Alexander: (4, 5, 1, 23) @ Seattle, 10/16/05
3 tds, Ben Tate: (8, 20, 10) vs. New England, 12/01/13	THREE TOUCHDOWNS RUSHING	3 tds, Josh Jacobs: (4, 7, 15) @ Las Vegas, 10/23/22
2 tds, Rex Burkhead: (25, 1) vs. L.A. Chargers, 12/26/21	TWO TOUCHDOWNS RUSHING	2 tds, Derrick Henry: (29, 1) vs. Tennessee, 10/30/22
* Never Has Happened *	TWO PLAYERS WITH TWO TD RUSHING	Derrick Henry: (52, 6)/Ryan Tannehill: (5, 5) vs. Tennessee, 01/03/21
Alfred Blue: (1)/Ryan Fitzpatrick: (4)/Arian Foster: (1) @ Jacksonville, 12/07/14	THREE PLAYERS WITH ONE TD RUSHING	Baker Mayfield: (5)/Andy Janovich: (1)/Nick Chubb: (26) @ Cleveland, 09/19/21
160 yards, Carlos Hyde @ Jacksonville, 11/03/19	150 YARDS RUSHING	219 yards, Derrick Henry vs. Tennessee, 10/30/22
31 att., Alfred Blue vs. Tampa Bay, 09/27/15	30+ RUSHING ATTEMPTS	32 att., Derrick Henry vs. Tennessee, 10/30/22
69 yards, Dameon Pierce @ Denver, 09/18/22	50-74 YARD RUSHING	71 yards, Travis Etienne Jr. @ Jacksonville, 10/09/22
139 yards, Dameon Pierce vs. Philadelphia, 11/03/22	75+ YARD RUSHING	93 yards, Miles Sanders vs. Philadelphia, 11/03/22
31 att., Alfred Blue vs. Tampa Bay, 09/27/15	30-39 RUSHING ATTEMPTS	32 att., Derrick Henry vs. Tennessee, 10/30/22
* Never Has Happened *	40+ RUSHING ATTEMPTS	43 att., Rudi Johnson @ Cincinnati, 11/09/03
* Never Has Happened *	400 YARDS RUSHING (TEAM)	* Never Has Happened *
* Never Has Happened *	300 YARDS RUSHING (TEAM)	314 yards, Tennessee 17, Houston 10 vs. Tennessee, 10/30/22

THE LAST TIME



216 yards, Houston 26, Jacksonville 3 @ Jacksonville, 11/03/19	200 YARDS RUSHING (TEAM)	281 yards, Chicago 23, Houston 20 @ Chicago, 09/25/22
216 yards, Houston 26, Jacksonville 3 @ Jacksonville, 11/03/19	200-299 YARDS RUSHING (TEAM)	281 yards, Chicago 23, Houston 20 @ Chicago, 09/25/22
216 yards, Houston 26, Jacksonville 3 @ Jacksonville, 11/03/19	200+ YARDS RUSHING (TEAM)	314 yards, Tennessee 17, Houston 10 vs. Tennessee, 10/30/22
* Never Has Happened *	300+ YARDS RUSHING (TEAM)	314 yards, Tennessee 17, Houston 10 vs. Tennessee, 10/30/22
RECEIVING		
141 yards/101 yards, Keke Coutee/Chad Hansen vs. Indianapolis, 12/06/20	TWO 100-YARD RECEIVERS	114 yards/103 yards, Adam Thielen/Justin Jefferson vs. Minnesota, 10/04/20
217 yards, Will Fuller V vs. Atlanta, 10/06/19	200 YARDS RECEIVING	223 yards, T.Y. Hilton vs. Indianapolis, 10/09/14
113 yards, Danny Amendola vs. Tennessee, 01/09/22	100 YARDS RECEIVING	100 yards, Dallas Goedert vs. Philadelphia, 11/03/22
* Never Has Happened *	FOUR TOUCHDOWN RECEPTIONS	* Never Has Happened *
* Never Has Happened *	FIVE TOUCHDOWN RECEPTIONS	* Never Has Happened *
3 tds, Will Fuller V: (6, 33, 44) vs. Atlanta, 10/06/19	THREE TOUCHDOWN RECEPTIONS	3 tds, T.Y. Hilton: (10, 58, 9) vs. Indianapolis, 11/03/13
2 tds, O.J. Howard: (16, 22) vs. Indianapolis, 09/11/22	TWO TOUCHDOWN RECEPTIONS	2 tds, Dawson Knox: (25, 1) @ Buffalo, 10/03/21
Jordan Thomas: (13, 2)/DeAndre Hopkins: (49, 2) vs. Miami, 10/25/18	TWO PLAYERS WITH TWO TD RECEPTIONS	Paul Richardson: (20, 7)/Jimmy Graham: (1, 18) @ Seattle, 10/29/17
166 yards, Brandin Cooks vs. Tennessee, 01/03/21	150 YARDS RECEIVING	151 yards, A.J. Brown vs. Tennessee, 01/03/21
11 , Brandin Cooks vs. Tennessee, 01/03/21	10 OR MORE RECEPTIONS	10 , A.J. Brown vs. Tennessee, 01/03/21
113 yards, Danny Amendola vs. Tennessee, 01/09/22	100-149 YARDS RECEIVING	100 yards, Dallas Goedert vs. Philadelphia, 11/03/22
166 yards, Brandin Cooks vs. Tennessee, 01/03/21	150-199 YARDS RECEIVING	151 yards, A.J. Brown vs. Tennessee, 01/03/21
217 yards, Will Fuller V vs. Atlanta, 10/06/19	200-299 YARDS RECEIVING	223 yards, T.Y. Hilton vs. Indianapolis, 10/09/14
* Never Has Happened *	300+ YARDS RECEIVING	* Never Has Happened *
COMBINED YARDS		
128 yards/324 yards, David Johnson/Deshaun Watson vs. Cincinnati, 12/27/20	100-YARD RUSHER AND 300-YARD PASSER	161 yards/352 yards, Jonathan Taylor/Matt Ryan vs. Indianapolis, 09/11/22
113 yards/301 yards, Danny Amendola/Davis Mills vs. Tennessee, 01/09/22	100-YARD RECEIVER AND 300-YARD PASSER	120 yards/340 yards, Mike Williams/Justin Herbert vs. L.A. Chargers, 10/02/22
128 yards/134 yards, David Johnson/Brandin Cooks vs. Cincinnati, 12/27/20	100-YARD RUSHER AND 100-YARD RECEIVER	161 yards/121 yards, Jonathan Taylor/Michael Pittman Jr. vs. Indianapolis, 09/11/22
128 yards/324 yards/134 yards, David Johnson/Deshaun Watson Brandin Cooks vs. Cincinnati, 12/27/20	100-YARD RUSHER, 300-YARD PASSER, 100-YARD RECEIVER	161 yards/352 yards/121 yards, Jonathan Taylor/Matt Ryan Michael Pittman Jr. vs. Indianapolis, 09/11/22
* Never Has Happened *	100-YARD RUSHER/TWO 100-YARD RECEIVERS	130 yards/114/103 yards, Dalvin Cook/Adam Thielen/Justin Jefferson vs. Minnesota, 10/04/20
141/101 yards/341 yards, Keke Coutee/Chad Hansen/Deshaun Watson vs. Indianapolis, 12/06/20	TWO 100-YARD RECEIVERS/300-YARD PASSER	123/101 yards/370 yards, Michael Thomas/Ted Ginn Jr./Drew Brees @ New Orleans, 09/09/19
DEFENSE		
48 yards, Tavierre Thomas: (1:59) (Shotgun) 10-J.Herbert pass short right intended for 87-J.Cook INTERCEPTED by 37-T.Thomas at LAC 48. 37-T.Thomas for 48 yards, TOUCHDOWN. vs. L.A. Chargers, 12/26/21	INTERCEPTED PASS RETURNED FOR A TOUCHDOWN	73 yards, Duron Harmon: (3:39) (No Huddle, Shotgun) 10-D.Mills pass short middle intended for 9-B.Jordan INTERCEPTED by 30-D.Harmon at LV 27. 30-D.Harmon for 73 yards, TOUCHDOWN. @ Las Vegas, 10/23/22
0 yards, Jadeveon Clowney: (5:30) (Shotgun) 12-A.Luck Aborted. 78-R.Kelly FUMBLES at IND 0, RECOVERED by HST-90-J.Clowney at IND 0. TOUCHDOWN. @ Indianapolis, 09/30/18	FUMBLE RETURNED FOR A TOUCHDOWN	0 yards, DaQuan Jones: (10:04) (Shotgun) 3-T.Savage sacked at HST 7 for -8 yards (55-S.Spence). FUMBLES (55-S.Spence) [55-S.Spence], RECOVERED by TEN-90-D.Jones at HST 0. TOUCHDOWN. @ Tennessee, 01/01/17
Jacob Martin: (3:06) (Shotgun) 1-K.Murray left end tackled in End Zone for -2 yards, SAFETY (54-J.Martin). @ Arizona, 10/24/21	SAFETY SCORED	Khalil Mack: (6:07) (Shotgun) 4-D.Watson sacked in End Zone for -9 yards, SAFETY (52-K.Mack). @ Chicago, 12/13/20
Houston 20, Tennessee 0 vs. Tennessee, 11/28/10	SHUTOUT	Indianapolis 31, Houston 0 vs. Indianapolis, 12/05/21
* Never Has Happened *	FIVE+ SACK GAME	* Never Has Happened *
* Never Has Happened *	SIX+ SACK GAME	* Never Has Happened *
* Never Has Happened *	FIVE SACK GAME	* Never Has Happened *
4.0 sk, Connor Barwin @ Jacksonville, 11/27/11	FOUR SACK GAME	4.0 sk, Calais Campbell vs. Jacksonville, 09/10/17
3.0 sk, J.J. Watt vs. N.Y. Giants, 09/23/18	THREE SACK GAME	3.0 sk, Javon Hargrave vs. Philadelphia, 11/03/22

THE LAST TIME



2.0 sk, Jerry Hughes vs. Philadelphia, 11/03/22	TWO SACK GAME	2.0 sk, Dre'Mont Jones @ Denver, 09/18/22
* Never Has Happened *	TWO INTERCEPTIONS BY TEAMMATES	* Never Has Happened *
2 fr, J.J. Watt @ Arizona, 11/10/13	TWO OPPONENT FUMBLE RECOVERIES	2 fr, Desmond Trufant @ Atlanta, 10/04/15
82 yards, Kamu Grugier-Hill @ Tennessee, 11/21/21	70+ YARD INTERCEPTION RETURN	73t yards, Duron Harmon @ Las Vegas, 10/23/22
2 ints, Jalen Pitre @ Chicago, 09/25/22	TWO INTERCEPTIONS	2 ints, Richard Sherman @ Seattle, 10/29/17
3 ints, Glover Quin vs. Tennessee, 11/28/10	THREE INTERCEPTIONS	* Never Has Happened *
* Never Has Happened *	FOUR INTERCEPTIONS	* Never Has Happened *
24 yards, N.Y. Giants 34, Houston 10 vs. N.Y. Giants, 10/10/10	LESS THAN 25 RUSHING YARDS	24 yards, Houston 20, Tennessee 0 vs. Tennessee, 11/28/10
43 yards, Tennessee 17, Houston 10 vs. Tennessee, 10/30/22	LESS THAN 50 RUSHING YARDS	47 yards, Miami 17, Houston 9 @ Miami, 11/07/21
81 yards, L.A. Chargers 34, Houston 24 vs. L.A. Chargers, 10/02/22	LESS THAN 100 RUSHING YARDS	43 yards, Tennessee 17, Houston 10 vs. Tennessee, 10/30/22
-5 yards, Houston 23, Las Vegas 14 @ Oakland, 12/03/06	LESS THAN 50 NET PASSING YARDS	40 yards, Tennessee 17, Houston 10 vs. Tennessee, 10/30/22
57 yards, Indianapolis 31, Houston 0 vs. Indianapolis, 12/05/21	LESS THAN 100 NET PASSING YARDS	40 yards, Tennessee 17, Houston 10 vs. Tennessee, 10/30/22
40 yards, Tennessee 17, Houston 10 vs. Tennessee, 10/30/22	LESS THAN 150 NET PASSING YARDS	135 yards, Philadelphia 29, Houston 17 vs. Philadelphia, 11/03/22
119 yards, Houston 20, Jacksonville 3 vs. Jacksonville, 12/30/18	LESS THAN 150 YARDS NET OFFENSE	141 yards, Indianapolis 31, Houston 0 vs. Indianapolis, 12/05/21
119 yards, Houston 20, Jacksonville 3 vs. Jacksonville, 12/30/18	LESS THAN 200 YARDS NET OFFENSE	161 yards, Tennessee 17, Houston 10 vs. Tennessee, 10/30/22
296 yards, Houston 30, Jacksonville 16 @ Jacksonville, 12/19/21	LESS THAN 300 YARDS NET OFFENSE	161 yards, Tennessee 17, Houston 10 vs. Tennessee, 10/30/22
4 to, Miami 17, Houston 9 @ Miami, 11/07/21	FORCED FOUR TURNOVERS	4 to, Houston 26, Jacksonville 3 @ Jacksonville, 11/03/19
5 to, Buffalo 40, Houston 0 @ Buffalo, 10/03/21	FORCED FIVE+ TURNOVERS	5 to, Houston 22, Tennessee 13 @ Tennessee, 11/21/21
2 to, Philadelphia 29, Houston 17 vs. Philadelphia, 11/03/22	AT LEAST ONE TURNOVER	1 to, Philadelphia 29, Houston 17 vs. Philadelphia, 11/03/22
3 to, Houston 41, L.A. Chargers 29 vs. L.A. Chargers, 12/26/21	FORCED THREE+ TURNOVERS	4 to, Miami 17, Houston 9 @ Miami, 11/07/21

SPECIAL TEAMS

98 yards, Tremon Smith: 15-M.Wright kicks 63 yards from JAX 35 to HST 2. 24-T.Smith for 98 yards, TOUCHDOWN. JAX-2-R.Jenkins was injured during the play. He is Out. @ Jacksonville, 12/19/21	KICKOFF RETURNED FOR A TOUCHDOWN	100 yards, Marqise Lee: 8-N.Novak kicks 65 yards from HST 35 to JAX 0. 11-M.Lee for 100 yards, TOUCHDOWN. PENALTY on JAX-11-M.Lee, Unsportsmanlike Conduct, 15 yards, enforced between downs. vs. Jacksonville, 12/18/16
67 yards, Will Fuller V: (1:12) 6-B.Kern punts 45 yards to HST 33, Center-48-B.Brinkley. 15-W.Fuller for 67 yards, TOUCHDOWN. (The Punt Hangtime Was 3.65 seconds.) vs. Tennessee, 10/02/16	PUNT RETURNED FOR A TOUCHDOWN	82 yards, Tyreek Hill: (7:41) 9-S.Lechler punts 52 yards to KC 18, Center-46-J.Weeks. 10-T.Hill for 82 yards, TOUCHDOWN. vs. Kansas City, 10/08/17
* Never Has Happened *	BLOCKED FIELD GOAL RETURNED FOR A TOUCHDOWN	* Never Has Happened *
Alfred Blue: (2:15) 5-T.Way punt is BLOCKED by 28-A.Blue, Center-57-N.Sundberg, RECOVERED by HST-28-A.Blue at WAS 5. 28-A.Blue for 5 yards, TOUCHDOWN. vs. Washington, 09/07/14	BLOCKED PUNT RETURNED FOR A TOUCHDOWN	* Never Has Happened *
55 yards, Ka'imi Fairbairn: (5:02) 7-K.Fairbairn 55 yard field goal is GOOD, Center-46-J.Weeks, Holder-11-C.Johnston. @ Las Vegas, 10/23/22	MADE FIELD GOAL OF 50 YARDS OR LONGER	50 yards, Daniel Carlson: (10:00) 2-D.Carlson 50 yard field goal is GOOD, Center-47-T.Sieg, Holder-6-A.Cole. @ Las Vegas, 10/23/22
41 yards, Joey Slye: (2:03) 16-J.Slye 41 yard field goal is BLOCKED (36-M.Stewart), Center-46-J.Weeks, Holder-11-C.Johnston. @ Cleveland, 09/19/21	BLOCKED FIELD GOAL	27 yards, Stephen Gostkowski: (8:57) 3-S.Gostkowski 27 yard field goal is BLOCKED (20-Ju.Reid), Center-48-B.Brinkley, Holder-6-B.Kern, RECOVERED by HST-28-M.Thomas at HST 21. 28-M.Thomas to HST 21 for no gain (75-J.Douglas). @ Tennessee, 10/18/20
Shane Lechler: (10:41) 9-S.Lechler punt is BLOCKED by 98-D.Moore, Center-46-J.Weeks, ball out of bounds at HST 29. HST-9-S.Lechler was injured during the play. @ N.Y. Giants, 09/21/14	BLOCKED PUNT	JK Scott: (12:17) 6-J.Scott punt is BLOCKED by 38-B.Howell, Center-43-H.Bradley, RECOVERED by HST-51-D.Cole at GB 32. PENALTY on GB-29-K.Hollman, Illegal Use of Hands, 10 yards, enforced at GB 32. vs. Green Bay, 10/25/20

THE LAST TIME



Ka'imi Fairbairn: 7-K.Fairbairn extra point is No Good, Wide Left, Center-46-J.Weeks, Holder-11-C.Johnston. @ Tennessee, 11/21/21	MISSED POINT AFTER TOUCHDOWN ATTEMPT	Jason Myers/Jason Myers: 5-J.Myers extra point is No Good, Wide Left, Center-69-T.Ott, Holder-4-M.Dickson.5-J.Myers extra point is No Good, Hit Right Upright, Center-69-T.Ott, Holder-4-M.Dickson. vs. Seattle, 12/12/21
Kai Forbath [J.J. Watt blocked]: 2-K.Forbath extra point is Blocked (99-J.Watt), Center-57-N.Sundberg, Holder-5-T.Way. vs. Washington, 09/07/14	POINT AFTER TOUCHDOWN ATTEMPT BLOCKED	Ka'imi Fairbairn [Cody Davis blocked]: 7-K.Fairbairn extra point is Blocked (22-C.Davis), Center-46-J.Weeks, Holder-9-B.Anger. DEFENSIVE TWO-POINT ATTEMPT. 53-M.Smith recovered the blocked kick. ATTEMPT FAILS. @ Jacksonville, 11/03/19
Chris Moore: 7-K.Fairbairn kicks onside 15 yards from HST 35 to 50. RECOVERED by HST-15-C.Moore. vs. L.A. Rams, 10/31/21	SUCCESSFUL ONSIDE KICK	Pat McAfee: 1-P.McAfee kicks onside 11 yards from IND 35 to IND 46. RECOVERED by IND-1-P.McAfee. vs. Indianapolis, 10/09/14
5 fg, Ka'imi Fairbairn: (41, 32, 53, 49, 40) @ N.Y. Jets, 12/15/18	FIVE FIELD GOALS	5 fg, Harrison Butker: (35, 42, 41, 35, 49) vs. Kansas City, 10/08/17
6 fg, Randy Bullock: (35, 25, 30, 20, 39, 33) vs. Baltimore, 12/21/14	SIX FIELD GOALS	8 fg, Rob Bironas: (52, 25, 21, 30, 28, 43, 29, 29) vs. Tennessee, 10/21/07
55 yards, Ka'imi Fairbairn: (11:04) 7-K.Fairbairn 35 yard field goal is GOOD, Center-46-J.Weeks, Holder-11-C.Johnston. @ Las Vegas, 10/23/22	50-59 YARD FIELD GOAL	50 yards, Daniel Carlson: (10:00) 2-D.Carlson 50 yard field goal is GOOD, Center-47-T.Sieg, Holder-6-A.Cole. @ Las Vegas, 10/23/22
4 fg, Ka'imi Fairbairn: (24, 43, 28, 51) vs. Tennessee, 01/03/21	FOUR FIELD GOALS	4 fg, Nick Folk: (52, 52, 32, 21) vs. New England, 10/10/21
61 yards, Ka'imi Fairbairn: (:04) 7-K.Fairbairn 61 yard field goal is GOOD, Center-46-J.Weeks, Holder-11-C.Johnston. vs. Seattle, 12/12/21	60+ YARD FIELD GOAL	* Never Has Happened *
3 fg, Ka'imi Fairbairn: (40, 44, 24) @ Denver, 09/18/22	THREE FIELD GOALS	3 fg, Cairo Santos: (47, 50, 30) @ Chicago, 09/25/22
57 yards, Tyler Ervin @ Jacksonville, 11/13/16	50-69 YARD PUNT RETURN	51 yards, Griff Whalen @ Indianapolis, 12/15/13
87t yards, Keshawn Martin vs. Oakland, 11/17/13	70-89 YARD PUNT RETURN	82t yards, Tyreek Hill vs. Kansas City, 10/08/17
67 yds, Cameron Johnston vs. Philadelphia, 11/03/22	60-69 YARD PUNT	62 yds, Logan Cooke @ Jacksonville, 10/09/22
* Never Has Happened *	90+ YARD PUNT RETURN	* Never Has Happened *
71 yds, Bryan Anger vs. Carolina, 09/29/19	70+ YARD PUNT	70 yds, Matt Haack vs. Indianapolis, 09/11/22
50 yards, Keshawn Martin vs. New England, 12/01/13	50-69 YARD KICKOFF RETURN	50 yards, Griff Whalen vs. Indianapolis, 10/08/15
11 punts, Shane Lechler @ Jacksonville, 12/17/17	PUNTED 10+ TIMES	11 punts, Marquette King vs. Oakland, 11/17/13
84t yards, Jerome Mathis vs. Indianapolis, 09/23/07	70-89 YARD KICKOFF RETURN	71 yards, Fred Jackson @ Buffalo, 11/01/09
98t yards, Tremon Smith @ Jacksonville, 12/19/21	90+ YARD KICKOFF RETURN	100t yards, Marqise Lee vs. Jacksonville, 12/18/16
TEAM/MISCELLANEOUS		
592 yards, Houston 592, Atlanta 373 vs. Atlanta, 10/06/19	500 TOTAL YARDS OF OFFENSE	517 yards, Indianapolis 517, Houston 299 vs. Indianapolis, 09/11/22
404 yards, Houston 404, Las Vegas 400 @ Las Vegas, 10/23/22	400 TOTAL YARDS OF OFFENSE	400 yards, Houston 404, Las Vegas 400 @ Las Vegas, 10/23/22
* Never Has Happened *	TOUCHDOWN ON OFFENSE, DEFENSE AND SPECIAL TEAMS	ST: (6:05) S.Bradford pass short right to C.Harkey for 2 yards, TOUCHDOWN.ST: (2:48) S.Bradford pass short left to L.Kendricks for 2 yards, TOUCHDOWN.ST: (7:46) S.Bradford pass short left to B.Quick for 4 yards, TOUCHDOWN.DEF: (:50) (Shotgun) T.Yates pass short right intended for G.Graham INTERCEPTED by A.Ogletree at SL 2. A.Ogletree for 98 yards, TOUCHDOWN.OFF: G.Zuerlein kicks 70 yards from SL 35 to HST -5. K.Martin to HST 10 for 15 yards (R.McLeod). FUMBLES (R.McLeod), RECOVERED by SL-D.Bates at HST 11. D.Bates for 11 yards, TOUCHDOWN. vs. St. Louis, 10/13/13
Davis Mills: TWO-POINT CONVERSION ATTEMPT. 10-D.Mills pass to 89-D.Amendola is complete. ATTEMPT SUCCEEDS. vs. Tennessee, 01/09/22	MADE TWO-POINT CONVERSION	Jalen Hurts: TWO-POINT CONVERSION ATTEMPT. 1-J.Hurts rushes up the middle. ATTEMPT SUCCEEDS. vs. Philadelphia, 11/03/22
Deshaun Watson: TWO-POINT CONVERSION ATTEMPT. 4-D.Watson pass to 17-C.Hansen is complete. ATTEMPT SUCCEEDS. The Replay Official reviewed the runner broke the plane ruling, and the play was REVERSED. TWO-POINT CONVERSION ATTEMPT. 4-D.Watson pass to 17-C.Hansen is complete. ATTEMPT FAILS. vs. Tennessee, 01/03/21	FAILED TWO-POINT CONVERSION	Justin Herbert/Justin Jackson: (Pass formation) TWO-POINT CONVERSION ATTEMPT. 10-J.Herbert pass to 27-J.Kelley is incomplete. ATTEMPT FAILS.(Run formation) TWO-POINT CONVERSION ATTEMPT. 22-J.Jackson rushes right end. ATTEMPT FAILS. vs. L.A. Chargers, 12/26/21
Houston 53, Atlanta 32 vs. Atlanta, 10/06/19	50 POINTS	* Never Has Happened *
Houston 41, L.A. Chargers 29 vs. L.A. Chargers, 12/26/21	40 POINTS	Buffalo 40, Houston 0 @ Buffalo, 10/03/21

THE LAST TIME



Houston 19, Dallas 16 vs. Dallas, 10/07/18	OVERTIME WIN	Tennessee 42, Houston 36 @ Tennessee, 10/18/20
Tennessee 42, Houston 36 @ Tennessee, 10/18/20	OVERTIME LOSS	Houston 19, Dallas 16 vs. Dallas, 10/07/18
Indianapolis 20, Houston 20 vs. Indianapolis, 09/11/22	OVERTIME TIE	Indianapolis 20, Houston 20 vs. Indianapolis, 09/11/22
* Never Has Happened *	20 FIRST-QUARTER POINTS	Miami 21, Houston 0 @ Miami, 10/25/15
Houston 20, Kansas City 0 @ Kansas City, 10/13/19	20 SECOND-QUARTER POINTS	L.A. Chargers 20, Houston 7 vs. L.A. Chargers, 10/02/22
* Never Has Happened *	20 THIRD-QUARTER POINTS	L.A. Rams 21, Houston 0 @ L.A. Rams, 11/12/17
Houston 24, L.A. Chargers 14 vs. L.A. Chargers, 12/26/21	20 FOURTH-QUARTER POINTS	Las Vegas 21, Houston 0 @ Las Vegas, 10/23/22
Houston 20, Tennessee 0 vs. Tennessee, 11/28/10	SHUTOUT AT HOME	Indianapolis 31, Houston 0 vs. Indianapolis, 12/05/21
Houston 21, Jacksonville 0 @ Jacksonville, 12/26/04	SHUTOUT ON THE ROAD	Buffalo 40, Houston 0 @ Buffalo, 10/03/21
Houston 19, Dallas 16 vs. Dallas, 10/07/18	OVERTIME WIN AT HOME	Seattle 23, Houston 20 vs. Seattle, 09/29/13
Houston 37, Indianapolis 34 @ Indianapolis, 09/30/18	OVERTIME WIN ON THE ROAD	Tennessee 42, Houston 36 @ Tennessee, 10/18/20
10 pen, Houston 41, L.A. Chargers 29 vs. L.A. Chargers, 12/26/21	10 PENALTIES	13 pen, Denver 16, Houston 9 @ Denver, 09/18/22
3 td, L.A. Chargers 34, Houston 24 (10:00) D.Pierce right end for 75 yards, TOUCHDOWN. (1:17) (Shotgun) D.Mills pass short left to R.Burkhead for 8 yards, TOUCHDOWN. (10:08) D.Mills pass deep right to B.Cooks for 18 yards, TOUCHDOWN. vs. L.A. Chargers, 10/02/22	THREE TOTAL TOUCHDOWNS	3 td, Houston 41, L.A. Chargers 29 (11:20) J.Jackson left end for 17 yards, TOUCHDOWN. (5:54) (No Huddle, Shotgun) J.Jackson right guard for 9 yards, TOUCHDOWN. (:38) (Shotgun) J.Herbert pass short middle to J.Palmer for 3 yards, TOUCHDOWN. vs. L.A. Chargers, 12/26/21
0 to, Houston 13, Jacksonville 6 @ Jacksonville, 10/09/22	NO TURNOVERS	0 to, Las Vegas 38, Houston 20 @ Las Vegas, 10/23/22
4 td, Houston 37, Jacksonville 21 (6:43) J.McCray reported in as eligible. M.Ingram left tackle for 1 yard, TOUCHDOWN. (2:30) (Shotgun) Ty.Taylor pass short left to D.Johnson for 7 yards, TOUCHDOWN. (:12) (Shotgun) Ty.Taylor pass short middle to D.Amendola for 8 yards, TOUCHDOWN. (3:28) (Shotgun) Direct snap to M.Ingram. P.Lindsay left end for 5 yards, TOUCHDOWN. vs. Jacksonville, 09/12/21	FOUR TOTAL TOUCHDOWNS	4 td, Philadelphia 29, Houston 17 (1:36) (Shotgun) M.Sanders left guard for 2 yards, TOUCHDOWN. (4:37) (Shotgun) K.Gainwell up the middle for 4 yards, TOUCHDOWN. (8:10) (Shotgun) J.Hurts pass deep left to A.Brown for 17 yards, TOUCHDOWN. (11:26) (Shotgun) J.Hurts pass short right to D.Goedert for 4 yards, TOUCHDOWN. vs. Philadelphia, 11/03/22
43:17 TOP, Houston 27, Jacksonville 7 @ Jacksonville, 09/16/12	OVER 40:00 TIME OF POSSESSION (NON-OT)	41:35 TOP, Indianapolis 31, Houston 0 vs. Indianapolis, 12/05/21
@ Tennessee, 11/21/21	NO SACKS/NO INTERCEPTIONS ALLOWED	vs. Seattle, 12/12/21
(7, 7, 7, 7 Points), Houston 28, New England 22 vs. New England, 12/01/19	SCORE TOUCHDOWN IN EACH QUARTER	(7, 7, 7, 8 Points), Philadelphia 29, Houston 17 vs. Philadelphia, 11/03/22
37 (second half), Houston 53, Atlanta 32 vs. Atlanta, 10/06/19	30 ONE-HALF POINTS	30 (first half), Chicago 36, Houston 7 @ Chicago, 12/13/20
Houston 26, Jacksonville 3 @ Jacksonville, 11/03/19	WON GAME BY 20+ POINTS	Seattle 33, Houston 13 vs. Seattle, 12/12/21

TEXANS HIGHS & LOWS



TEXANS : BY SEASON			(AS OF NOV 9, 2022, 3:15 AM PST)			2022 : REGULAR SEASON	
	HIGH	DATE	OPPONENT	LOW	DATE	OPPONENT	
Points	24	10/2	vs. L.A. Chargers	9	9/18	at Denver	
Points in a Quarter	10	9/11	vs. Indianapolis	0	9/11 9/18 9/25 10/2 10/9 10/23 10/30 11/3	vs. Indianapolis at Denver at Chicago vs. L.A. Chargers at Jacksonville at Las Vegas vs. Tennessee vs. Philadelphia	
Points in a Half	17	10/2	vs. L.A. Chargers	3	9/18 10/30 11/3	at Denver vs. Tennessee vs. Philadelphia	
Total Touchdowns	3	10/2	vs. L.A. Chargers	0	9/18	at Denver	
Total Plays	68	9/11	vs. Indianapolis	51	10/30	vs. Tennessee	
Total Net Yards	404	10/23	at Las Vegas	161	10/30	vs. Tennessee	
Total First Downs	21	10/23	at Las Vegas	10	10/30	vs. Tennessee	
First Downs Rushing	10	11/3	vs. Philadelphia	2	10/2	vs. L.A. Chargers	
First Downs Passing	12	9/11	vs. Indianapolis	5	10/30	vs. Tennessee	
First Down Penalties	4	9/11	vs. Indianapolis	0	10/23	at Las Vegas	
Third Down Efficiency	60.0%	10/23	at Las Vegas	14.3%	10/30	vs. Tennessee	
Average Yards Per Play	6.5	10/2	vs. L.A. Chargers	3.2	10/30	vs. Tennessee	
Total Net Yards Rushing	168	11/3	vs. Philadelphia	43	10/30	vs. Tennessee	
Rushing Attempts	32	11/3	vs. Philadelphia	14	10/2	vs. L.A. Chargers	
Rushing Average Yards	9.4	10/2	vs. L.A. Chargers	2.4	10/30	vs. Tennessee	
Rushing Touchdowns	1	9/25	at Chicago	0	9/11 9/18 10/23 10/30 11/3	vs. Indianapolis at Denver at Las Vegas vs. Tennessee vs. Philadelphia	
Total Net Yards Passing	296	10/23	at Las Vegas	118	10/30	vs. Tennessee	
Passing Attempts	41	10/23	at Las Vegas	22	11/3	vs. Philadelphia	
Passing Completions	28	10/23	at Las Vegas	13	11/3	vs. Philadelphia	
Passing Touchdowns	2	9/11	vs. Indianapolis	0	9/18 10/9	at Denver at Jacksonville	
Passing Yards Average	7.2	9/25	at Chicago	3.6	10/30	vs. Tennessee	
Passes Thrown for Interception	2	9/25	at Chicago	0	9/11 9/18 10/9	vs. Indianapolis at Denver at Jacksonville	
Times Sacked	4	10/2	vs. L.A. Chargers	1	9/25 10/9 10/23	at Chicago at Jacksonville at Las Vegas	
QB Sacks	4	10/2	vs. L.A. Chargers	1	9/25 10/9 10/23	at Chicago at Jacksonville at Las Vegas	
Sack Yards Lost	34	10/30	vs. Tennessee	6	10/23	at Las Vegas	
Total Punts	8	10/30	vs. Tennessee	1	10/23	at Las Vegas	
Total Punt Yards	374	10/30	vs. Tennessee	55	10/23	at Las Vegas	
Punt Gross Average Yards	55	10/23	at Las Vegas	45.4	9/11	vs. Indianapolis	
Punt Net Average Yards	55	10/23	at Las Vegas	40	11/3	vs. Philadelphia	
Punt Returns	3	10/30	vs. Tennessee	0	9/11	vs. Indianapolis	
Punt Return Yards	31	9/25	at Chicago	-2	11/3	vs. Philadelphia	
Punt Return Yards Average	31.0	9/25	at Chicago	-2.0	11/3	vs. Philadelphia	
Kickoff Returns	4	10/23	at Las Vegas	0	9/11 9/25 11/3	vs. Indianapolis at Chicago vs. Philadelphia	
Kickoff Return Yards	78	10/23	at Las Vegas	0	9/11 9/25 11/3	vs. Indianapolis at Chicago vs. Philadelphia	
Total Penalties	9	10/2	vs. L.A. Chargers	3	9/25 10/23	at Chicago at Las Vegas	
Penalty Yards	94	9/18	at Denver	14	10/23	at Las Vegas	

TEXANS HIGHS & LOWS



Total Fumbles	3	9/25	at Chicago	0	10/9 10/23 10/30 11/3	at Jacksonville at Las Vegas vs. Tennessee vs. Philadelphia
Fumbles Lost	1	9/11	vs. Indianapolis	0	9/18 9/25 10/2 10/9 10/23 10/30 11/3	at Denver at Chicago vs. L.A. Chargers at Jacksonville at Las Vegas vs. Tennessee vs. Philadelphia
Time of Possession	31:47	10/9	at Jacksonville	25:12	10/30	vs. Tennessee
Turnovers	2	9/25	at Chicago	0	9/18 10/9	at Denver at Jacksonville
Attendance	76,191	9/18	at Denver	60,018	10/9	at Jacksonville

OPPONENT HIGHS & LOWS



OPPONENTS : BY SEASON			(AS OF NOV 9, 2022, 3:15 AM PST)			2022 : REGULAR SEASON	
	HIGH	DATE	OPPONENT	LOW	DATE	OPPONENT	
Points	38	10/23	at Las Vegas	6	10/9	at Jacksonville	
Points in a Quarter	21	10/23	at Las Vegas	0	9/11 9/18 10/2 10/9 10/30	vs. Indianapolis at Denver vs. L.A. Chargers at Jacksonville vs. Tennessee	
Points in a Half	28	10/23	at Las Vegas	0	10/9	at Jacksonville	
Total Touchdowns	5	10/23	at Las Vegas	0	10/9	at Jacksonville	
Total Plays	90	9/11	vs. Indianapolis	55	10/23	at Las Vegas	
Total Net Yards	517	9/11	vs. Indianapolis	350	9/18	at Denver	
Total First Downs	33	9/11	vs. Indianapolis	16	10/30	vs. Tennessee	
First Downs Rushing	13	10/30	vs. Tennessee	5	9/18 10/2	at Denver vs. L.A. Chargers	
First Downs Passing	20	9/11	vs. Indianapolis	3	10/30	vs. Tennessee	
First Down Penalties	4	9/18	at Denver	0	9/25 10/30	at Chicago vs. Tennessee	
Third Down Efficiency	50.0%	10/2	vs. L.A. Chargers	25.0%	9/18	at Denver	
Average Yards Per Play	7.3	10/23	at Las Vegas	5.4	9/18	at Denver	
Total Net Yards Rushing	314	10/30	vs. Tennessee	81	10/2	vs. L.A. Chargers	
Rushing Attempts	45	10/30	vs. Tennessee	26	10/9	at Jacksonville	
Rushing Average Yards	7	9/25	at Chicago	3	10/2	vs. L.A. Chargers	
Rushing Touchdowns	3	10/23	at Las Vegas	0	9/18 10/9	at Denver at Jacksonville	
Total Net Yards Passing	340	9/11	vs. Indianapolis	40	10/30	vs. Tennessee	
Passing Attempts	50	9/11	vs. Indianapolis	10	10/30	vs. Tennessee	
Passing Completions	32	9/11	vs. Indianapolis	6	10/30	vs. Tennessee	
Passing Touchdowns	2	10/2	vs. L.A. Chargers	0	9/25 10/9 10/30	at Chicago at Jacksonville vs. Tennessee	
Passing Yards Average	8.5	10/2	vs. L.A. Chargers	3.1	10/30	vs. Tennessee	
Passes Thrown for Interception	2	9/25	at Chicago	0	10/2 10/23 11/3	vs. L.A. Chargers at Las Vegas vs. Philadelphia	
Times Sacked	5	9/25	at Chicago	0	10/9	at Jacksonville	
QB Sacks	5	9/25	at Chicago	0	10/9	at Jacksonville	
Sack Yards Lost	26	11/3	vs. Philadelphia	0	10/9	at Jacksonville	
Total Punts	5	9/18	at Denver	2	10/23	at Las Vegas	
Total Punt Yards	242	10/30	vs. Tennessee	93	10/23	at Las Vegas	
Punt Gross Average Yards	53	10/9	at Jacksonville	42.8	9/18	at Denver	
Punt Net Average Yards	50.3	11/3	vs. Philadelphia	33.4	9/18	at Denver	
Punt Returns	5	9/11	vs. Indianapolis	1	10/23 11/3	at Las Vegas vs. Philadelphia	
Punt Return Yards	59	9/18	at Denver	0	10/23	at Las Vegas	
Punt Return Yards Average	14.8	9/18	at Denver	0.0	10/23	at Las Vegas	
Kickoff Returns	4	10/2	vs. L.A. Chargers	0	9/11	vs. Indianapolis	
Kickoff Return Yards	73	10/23	at Las Vegas	0	9/11	vs. Indianapolis	
Total Penalties	13	9/18	at Denver	4	11/3	vs. Philadelphia	
Penalty Yards	100	9/18	at Denver	31	11/3	vs. Philadelphia	
Total Fumbles	5	9/11	vs. Indianapolis	0	9/18 10/9	at Denver at Jacksonville	
Fumbles Lost	1	9/11	vs. Indianapolis	0	9/18 9/25 10/9 10/23	at Denver at Chicago at Jacksonville at Las Vegas	
Time of Possession	39:37	9/11	vs. Indianapolis	28:13	10/9 11/3	at Jacksonville vs. Philadelphia	
Turnovers	2	9/11	vs. Indianapolis	0	10/23	at Las Vegas	
Attendance	76,191	9/18	at Denver	60,018	10/9	at Jacksonville	

INDIVIDUAL SINGLE-GAME HIGHS



TEXANS : OFFENSE : BY SEASON

(AS OF NOV 9, 2022, 3:15 AM PST)

2022 : REGULAR SEASON

	DATE	OPPONENT	VALUE	WHO
Rushing Yards	11/3	Philadelphia	139	Dameon Pierce
Rushing Attempts	11/3	Philadelphia	27	Dameon Pierce
Rushing Touchdowns	9/25	at Chicago	1	Dameon Pierce
	10/2	L.A. Chargers	1	Dameon Pierce
	10/9	at Jacksonville	1	Dameon Pierce
Longest Touchdown Run	10/2	L.A. Chargers	75	Dameon Pierce
Longest Run from Scrimmage	10/2	L.A. Chargers	75	Dameon Pierce
Passing Yards	10/23	at Las Vegas	302	Davis Mills
Passing Attempts	10/23	at Las Vegas	41	Davis Mills
Passing Completions	10/23	at Las Vegas	28	Davis Mills
Passing Yards per Attempt	9/25	at Chicago	7.7	Davis Mills
Longest Pass Completion	10/2	L.A. Chargers	58	Davis Mills
Passing Touchdowns	9/11	Indianapolis	2	Davis Mills
	10/2	L.A. Chargers	2	Davis Mills
	10/23	at Las Vegas	2	Davis Mills
	11/3	Philadelphia	2	Davis Mills
Longest Touchdown Pass	10/23	at Las Vegas	25	Davis Mills
Most Interceptions Thrown	9/25	at Chicago	2	Davis Mills
	10/2	L.A. Chargers	2	Davis Mills
	11/3	Philadelphia	2	Davis Mills
Times Sacked	10/2	L.A. Chargers	4	Davis Mills
Sacked Yards Lost	10/30	Tennessee	34	Davis Mills
Rating	9/11	Indianapolis	98.9	Davis Mills
Receptions	9/11	Indianapolis	7	Brandin Cooks
	10/2	L.A. Chargers	7	Brandin Cooks
Receiving Yards	9/11	Indianapolis	82	Brandin Cooks
	10/2	L.A. Chargers	82	Nico Collins
Receiving Touchdowns	9/11	Indianapolis	2	O.J. Howard
Longest Reception	10/2	L.A. Chargers	58	Nico Collins
Longest Reception Touchdown	10/23	at Las Vegas	25	Phillip Dorsett
Yards After Catch	10/23	at Las Vegas	54	Dare Ogunbowale
Pass Target	9/11	Indianapolis	12	Brandin Cooks

HOUSTON TEXANS RECORD WHEN...



TEXANS 2022 REGULAR SEASON RECORD WHEN...

CATEGORY	2022 SEASON W-L-T	ALL-TIME W-L-T	CATEGORY	2022 SEASON W-L-T	ALL-TIME W-L-T
TEXANS AT NRG STADIUM	0-3-1	81-83-1	TEXANS WEARING BLUE JERSEYS	0-0	56-60
TEXANS ON THE ROAD	1-3	59-105	TEXANS WEARING WHITE JERSEYS	0-0	63-104
TEXANS ON GRASS	1-3	96-112	TEXANS WEARING RED JERSEYS	0-0	11-12
TEXANS ON ARTIFICIAL TURF	0-3-1	44-76-1	TEXANS WEARING ALL-WHITE	0-0-1	9-8-1
TEXANS IN DOMES	0-0-1	8-23-1	TEXANS WEARING ALL-BLUE	0-0	8-7
TEXANS IN RETRACTABLE ROOF STADIUMS	0-0-1	84-94-1	TEXANS WEARING ALL-RED	0-0	2-2
TEXANS OUTDOORS	0-0	52-74	TEXANS WEARING COLOR RUSH	0-0	5-2
NRG STADIUM ROOF OPEN	0-0	25-26	IN SEPTEMBER	0-2-1	28-41-1
NRG STADIUM ROOF CLOSED	0-0-1	56-56-1	IN OCTOBER	1-3	37-46
			IN NOVEMBER	0-1	35-42
TEXANS SCORE FIRST	0-2	87-59	IN DECEMBER	0-0	37-52
OPPONENT SCORES FIRST	1-4-1	53-129-1	IN JANUARY	0-0	3-7
TEXANS SCORE ON FIRST POSSESSION	0-1	51-41			
TEXANS SCORE 20 OR MORE POINTS	0-3-1	114-77-1	ON SUNDAY NIGHT	0-0	5-8
TEXANS SCORE 19 OR LESS POINTS	1-3	26-111	ON THURSDAY NIGHT	0-1	4-9
TEXANS ALLOW 20 OR MORE	0-4-1	47-168-1	ON MONDAY NIGHT	0-0	5-9
TEXANS ALLOW 19 OR LESS POINTS	1-2	93-20	ON SATURDAY	0-0	3-1
TEXANS LEAD AFTER 1ST QUARTER	0-0	74-42	DAY GAMES	1-5-1	125-162-1
TEXANS TRAIL AFTER 1ST QUARTER	1-3-1	31-112-1	NIGHT GAMES	0-1	15-26
SCORE TIED AFTER 1ST QUARTER	0-3	35-34			
TEXANS LEAD AT HALFTIME	0-1-1	96-38-1	VS. AFC SOUTH OVERALL	1-1-1	55-67-1
TEXANS TRAIL AT HALFTIME	0-2	34-136	VS. AFC SOUTH AT HOME	0-1-1	31-30-1
SCORE TIED AT HALFTIME	1-3	10-14	VS. AFC SOUTH ON THE ROAD	1-0	24-37
TEXANS LEAD AFTER 3RD QUARTER	0-2-1	103-27-1			
TEXANS TRAIL AFTER 3RD QUARTER	0-3	24-146	VS. AFC	1-4-1	109-136-1
SCORE TIED AFTER 3RD QUARTER	1-1	13-15	VS. AFC NORTH	0-0	17-24
GAME GOES TO OVERTIME	0-0-1	7-10-1	VS. AFC EAST	0-0	19-22
			VS. AFC WEST	0-3	18-23
TEXANS HAVE + TURNOVER RATIO	1-2-1	86-27-1			
TEXANS HAVE - TURNOVER RATIO	0-3	25-116	VS. NFC	0-2	31-52
TURNOVER RATIO EVEN	0-1	29-45	VS. NFC EAST	0-1	6-15
			VS. NFC SOUTH	0-0	11-10
TEXANS HAVE 30:00+TOP	1-1-1	104-59-1	VS. NFC NORTH	0-1	9-12
TEXANS HAVE LESS THAN 30:00 TOP	0-5	36-129	VS. NFC WEST	0-0	5-15
TEXANS HAVE 100-YARD RUSHER	0-2	48-28			
TEXANS HAVE 300 NET PASSING YARDS	0-0	19-31			
TEXANS HAVE 1 100-YARD RECEIVER	0-0	52-55			
TEXANS HAVE 2 100-YARD RECEIVERS	0-0	4-9			
TEXANS WIN COIN TOSS	0-3-1	67-97-1			
TEXANS LOSE COIN TOSS	1-3	73-91			

TEAM SEASON TOTALS



TEXANS

(AS OF NOV 9, 2022, 3:15 AM PST)

2022 : REGULAR SEASON

TEXANS																									
		FIRST DOWNS				OFFENSE			NET PASSING					NET RUSHING					PEN			FUMBLES			
DATE	OPPONENT	T	R	P	PN	AT	YDS	AVG	A	C	I	YDS	TD	SK	YDS	AT	YDS	AVG	TD	NO	YD	NO	LST	TOP	
9/11	Indianapolis	20	4	12	4	68	299	4.40	37	23	0	222	2	3	18	28	77	2.80	0	6	40	1	1	30:23	
9/18	at Denver	15	7	6	2	59	234	4.00	38	19	0	154	0	3	23	18	80	4.40	0	8	94	2	0	27:27	
9/25	at Chicago	17	6	9	2	57	329	5.80	32	20	2	237	1	1	8	24	92	3.80	1	3	25	3	0	28:38	
10/2	L.A. Chargers	16	2	11	3	53	346	6.50	35	26	2	215	2	4	31	14	131	9.40	1	9	67	1	0	28:21	
10/9	at Jacksonville	15	7	6	2	56	248	4.40	24	16	0	132	0	1	8	31	116	3.70	1	4	25	0	0	31:47	
10/23	at Las Vegas	21	9	12	0	65	404	6.20	41	28	1	296	2	1	6	23	108	4.70	0	3	14	0	0	29:17	
10/30	Tennessee	10	4	5	1	51	161	3.20	30	17	1	118	1	3	34	18	43	2.40	0	6	45	0	0	25:12	
11/3	Philadelphia	20	10	8	2	57	303	5.30	22	13	2	135	2	3	19	32	168	5.30	0	4	28	0	0	31:47	
11/13	at N.Y. Giants	--	--	--	--	--	--	--	--	--	--	--	--	--	--	--	--	--	--	--	--	--	--	--	
11/20	Washington	--	--	--	--	--	--	--	--	--	--	--	--	--	--	--	--	--	--	--	--	--	--	--	
11/27	at Miami	--	--	--	--	--	--	--	--	--	--	--	--	--	--	--	--	--	--	--	--	--	--	--	
12/4	Cleveland	--	--	--	--	--	--	--	--	--	--	--	--	--	--	--	--	--	--	--	--	--	--	--	
12/11	at Dallas	--	--	--	--	--	--	--	--	--	--	--	--	--	--	--	--	--	--	--	--	--	--	--	
12/18	Kansas City	--	--	--	--	--	--	--	--	--	--	--	--	--	--	--	--	--	--	--	--	--	--	--	
12/24	at Tennessee	--	--	--	--	--	--	--	--	--	--	--	--	--	--	--	--	--	--	--	--	--	--	--	
1/1	Jacksonville	--	--	--	--	--	--	--	--	--	--	--	--	--	--	--	--	--	--	--	--	--	--	--	
1/8	at Indianapolis	--	--	--	--	--	--	--	--	--	--	--	--	--	--	--	--	--	--	--	--	--	--	--	
	2022 TOTALS	134	49	69	16	466	2,324	4.99	259	162	8	1,509	10	19	147	188	815	4.00	3	43	338	7	1	--	

OPPONENT SEASON TOTALS



OPPONENT		(AS OF NOV 9, 2022, 3:15 AM PST)																		2022 : REGULAR SEASON						
OPPONENT		FIRST DOWNS				OFFENSE			NET PASSING						NET RUSHING					PEN			FUMBLES			
DATE	OPPONENT	T	R	P	PN	AT	YDS	AVG	A	C	I	YDS	TD	SK	YDS	AT	YDS	AVG	TD	NO	YD	NO	LST	TOP		
9/11	Indianapolis	33	11	20	2	90	517	5.70	50	32	1	340	1	2	12	38	177	4.70	1	7	89	5	1	39:37		
9/18	at Denver	20	5	11	4	65	350	5.40	31	14	1	201	1	3	18	31	149	4.80	0	13	100	0	0	32:33		
9/25	at Chicago	17	12	5	0	62	363	5.90	17	8	2	82	0	5	24	40	281	7.00	2	6	32	2	0	31:22		
10/2	L.A. Chargers	22	5	15	2	67	419	6.30	39	27	0	338	2	1	2	27	81	3.00	2	6	61	2	1	31:39		
10/9	at Jacksonville	22	6	15	1	73	422	5.80	47	25	2	286	0	0	0	26	136	5.20	0	6	48	0	0	28:13		
10/23	at Las Vegas	25	11	13	1	55	400	7.30	27	21	0	236	1	1	5	27	164	6.10	3	5	44	2	0	30:43		
10/30	Tennessee	16	13	3	0	58	354	6.10	10	6	1	40	0	3	15	45	314	7.00	2	6	35	1	1	34:48		
11/3	Philadelphia	24	9	14	1	62	360	5.80	27	21	0	217	2	4	26	31	143	4.60	2	4	31	2	1	28:13		
11/13	at N.Y. Giants	--	--	--	--	--	--	--	--	--	--	--	--	--	--	--	--	--	--	--	--	--	--	--		
11/20	Washington	--	--	--	--	--	--	--	--	--	--	--	--	--	--	--	--	--	--	--	--	--	--	--		
11/27	at Miami	--	--	--	--	--	--	--	--	--	--	--	--	--	--	--	--	--	--	--	--	--	--	--		
12/4	Cleveland	--	--	--	--	--	--	--	--	--	--	--	--	--	--	--	--	--	--	--	--	--	--	--		
12/11	at Dallas	--	--	--	--	--	--	--	--	--	--	--	--	--	--	--	--	--	--	--	--	--	--	--		
12/18	Kansas City	--	--	--	--	--	--	--	--	--	--	--	--	--	--	--	--	--	--	--	--	--	--	--		
12/24	at Tennessee	--	--	--	--	--	--	--	--	--	--	--	--	--	--	--	--	--	--	--	--	--	--	--		
1/1	Jacksonville	--	--	--	--	--	--	--	--	--	--	--	--	--	--	--	--	--	--	--	--	--	--	--		
1/8	at Indianapolis	--	--	--	--	--	--	--	--	--	--	--	--	--	--	--	--	--	--	--	--	--	--	--		
	2022 TOTALS	179	72	96	11	532	3,185	5.99	248	154	7	1,740	7	19	102	265	1,445	5.00	12	53	440	14	4	--		

QUARTER-BY-QUARTER SCORING



(AS OF NOV 9, 2022, 3:15 AM PST)

2022 : REGULAR SEASON

DATE	OPPONENT	W/L/T	TEXANS						OPPONENTS						POINT DIFF	OVERALL RECORD
			1ST	2ND	3RD	4TH	OT	TOTAL	1ST	2ND	3RD	4TH	OT	TOTAL		
9/11	Indianapolis	T	0	10	10	0	0	20	3	0	0	17	0	20	0	0-0-1
9/18	at Denver	L	3	3	3	0	--	9	3	3	0	10	--	16	-7	0-1-1
9/25	at Chicago	L	7	7	6	0	--	20	10	3	7	3	--	23	-3	0-2-1
10/2	L.A. Chargers	L	0	7	7	10	--	24	7	20	0	7	--	34	-10	0-3-1
10/9	at Jacksonville	W	0	6	0	7	--	13	3	3	0	0	--	6	+7	1-3-1
10/23	at Las Vegas	L	0	10	10	0	--	20	3	7	7	21	--	38	-18	1-4-1
10/30	Tennessee	L	0	3	0	7	--	10	0	7	7	3	--	17	-7	1-5-1
11/3	Philadelphia	L	7	7	3	0	--	17	7	7	7	8	--	29	-12	1-6-1
11/13	at N.Y. Giants	--	--	--	--	--	--	--	--	--	--	--	--	--	--	--
11/20	Washington	--	--	--	--	--	--	--	--	--	--	--	--	--	--	--
11/27	at Miami	--	--	--	--	--	--	--	--	--	--	--	--	--	--	--
12/4	Cleveland	--	--	--	--	--	--	--	--	--	--	--	--	--	--	--
12/11	at Dallas	--	--	--	--	--	--	--	--	--	--	--	--	--	--	--
12/18	Kansas City	--	--	--	--	--	--	--	--	--	--	--	--	--	--	--
12/24	at Tennessee	--	--	--	--	--	--	--	--	--	--	--	--	--	--	--
1/1	Jacksonville	--	--	--	--	--	--	--	--	--	--	--	--	--	--	--
1/8	at Indianapolis	--	--	--	--	--	--	--	--	--	--	--	--	--	--	--
2022 TOTALS		1-6-1	17	53	39	24	0	133	36	50	28	69	0	183	-50	1-6-1
AVG/GAME			2.1	6.6	4.9	3.0	0.0	16.6	4.5	6.3	3.5	8.6	0.0	22.9	-6.3	

REDZONE POSSESSIONS



2022 REGULAR SEASON

DATE	OPPONENT	INSIDE THE 20		GOAL TO GO SITUATIONS	
		OFFENSE	DEFENSE	OFFENSE	DEFENSE
09/11	Indianapolis	TD - Pass	Downs FG - 27 yards TD - Run TD - Pass Missed FG	NONE	Lost on Downs FG - 27 yards TD - Run
09/18	at Denver	FG - 24 yards	FG - 20 yards FG - 24 yards	FG - 24 yards	FG - 20 yards FG - 24 yards
09/25	at Chicago	TD - Pass Interception TD - Run FG - 23 yards	TD - Run TD - Run FG - 30 yards	TD - Pass Interception TD - Run	TD - Run
10/02	L.A. Chargers	TD - Pass TD - Pass FG - 40 yards	TD - Pass TD - Run FG - 23 yards FG - 37 yards TD - Pass	TD - Pass	FG - 23 yards
10/09	at Jacksonville	TD - Run	FG - 26 yards FG - 45 yards Interception	TD - Run	FG - 26 yards
10/23	at Las Vegas	TD - Pass FG - 35 yards Downs	TD - Run TD - Run TD - Run	NONE	TD - Run TD - Run
10/30	Tennessee	FG - 43 yards TD - Pass	TD - Run FG - 29 yards	TD - Pass	TD - Run
11/03	Philadelphia	TD - Pass TD - Pass FG - 30 yards Interception	TD - Run TD - Run TD - Pass TD - Pass	TD - Pass	TD - Run TD - Run TD - Pass
11/13	at N.Y. Giants	--	--	--	--
11/20	Washington	--	--	--	--
11/27	at Miami	--	--	--	--
12/04	Cleveland	--	--	--	--
12/11	at Dallas	--	--	--	--
12/18	Kansas City	--	--	--	--
12/24	at Tennessee	--	--	--	--
01/01	Jacksonville	--	--	--	--
01/08	at Indianapolis	--	--	--	--

OFFENSE DEFENSE			OFFENSE DEFENSE		
Inside the 20	19	27	Goal-To-Go Situations	8	14
Scores	16	24	Scores	7	13
Touchdowns	10	15	Touchdowns	6	8
Field Goals	6	9	Field Goals	1	5
Total Points in 20	88	133	Total Points	45	72
Fumbles	0	0	Fumbles	0	0
Interceptions	2	1	Interceptions	1	0
Missed Field Goals	0	1	Missed Field Goals (G2G)	0	0
Lost on Downs	1	1	Lost on Downs	0	1
End of Half/Game	0	0	End of Half/Game	0	0
TDs Outside	3	4	Goal-to-Go Percentage	75.0	57.1
Red-Zone Percentage	52.6	55.6			



TEXANS		(AS OF NOV 9, 2022, 3:15 AM PST)														2022 : REGULAR SEASON						
TEXANS																						
DATE	OPPONENT	STARTING QB	POSS	TD	PAT	2-PT	M-2PT	FG	FGA	MFG	BK-FG	PUNT	INT	FUM	SAF	DWNS	HFG	GM	PTS	TD%	SCORE%	PTS/POSS
9/11	Indianapolis	D. Mills	14	2	2	0	0	2	2	0	0	7	0	1	0	0	2	0	20	14.3	28.6	1.43
9/18	at Denver	D. Mills	11	0	0	0	0	3	3	0	0	5	0	0	0	2	1	0	9	0.0	27.3	0.82
9/25	at Chicago	D. Mills	11	2	2	0	0	2	2	0	0	5	2	0	0	0	0	0	20	18.2	36.4	1.82
10/2	L.A. Chargers	D. Mills	12	3	3	0	0	1	2	1	0	3	2	0	0	1	0	1	24	25.0	33.3	2.00
10/9	at Jacksonville	D. Mills	10	1	1	0	0	2	2	0	0	6	0	0	0	0	1	0	13	10.0	30.0	1.30
10/23	at Las Vegas	D. Mills	9	2	2	0	0	2	3	1	0	1	1	0	0	1	1	0	20	22.2	44.4	2.22
10/30	Tennessee	D. Mills	12	1	1	0	0	1	1	0	0	8	1	0	0	0	1	0	10	8.3	16.7	0.83
11/3	Philadelphia	D. Mills	9	2	2	0	0	1	1	0	0	4	2	0	0	0	0	0	17	22.2	33.3	1.89
11/13	at N.Y. Giants	--	--	--	--	--	--	--	--	--	--	--	--	--	--	--	--	--	--	--	--	--
11/20	Washington	--	--	--	--	--	--	--	--	--	--	--	--	--	--	--	--	--	--	--	--	--
11/27	at Miami	--	--	--	--	--	--	--	--	--	--	--	--	--	--	--	--	--	--	--	--	--
12/4	Cleveland	--	--	--	--	--	--	--	--	--	--	--	--	--	--	--	--	--	--	--	--	--
12/11	at Dallas	--	--	--	--	--	--	--	--	--	--	--	--	--	--	--	--	--	--	--	--	--
12/18	Kansas City	--	--	--	--	--	--	--	--	--	--	--	--	--	--	--	--	--	--	--	--	--
12/24	at Tennessee	--	--	--	--	--	--	--	--	--	--	--	--	--	--	--	--	--	--	--	--	--
1/1	Jacksonville	--	--	--	--	--	--	--	--	--	--	--	--	--	--	--	--	--	--	--	--	--
1/8	at Indianapolis	--	--	--	--	--	--	--	--	--	--	--	--	--	--	--	--	--	--	--	--	--
	2022 TOTALS		88	13	13	0	0	14	16	2	0	39	8	1	0	4	6	1	133	14.8	30.7	1.51

OPPONENT DRIVE ENGINEERING



OPPONENT		(AS OF NOV 9, 2022, 3:15 AM PST)														2022 : REGULAR SEASON							
OPPONENTS																							
DATE	OPPONENT	STARTING QB	POSS	TD	PAT	2-PT	M-2PT	FG	FGA	MFG	BK-FG	PUNT	INT	FUM	SAF	DWNS	HFG	GM	PTS	TD%	SCORE%	PTS/POSS	
9/11	Indianapolis	M. Ryan	13	2	2	0	0	2	3	1	0	4	1	1	0	1	0	1	20	15.4	30.8	1.54	
9/18	at Denver	R. Wilson	11	1	1	0	0	3	3	0	0	5	1	0	0	0	0	1	16	9.1	36.4	1.45	
9/25	at Chicago	J. Fields	12	2	2	0	0	3	3	0	0	4	2	0	0	0	1	0	23	16.7	41.7	1.92	
10/2	L.A. Chargers	J. Herbert	12	4	4	0	0	2	2	0	0	4	0	1	0	1	0	0	34	33.3	50.0	2.83	
10/9	at Jacksonville	T. Lawrence	10	0	0	0	0	2	2	0	0	3	2	0	0	3	0	0	6	0.0	20.0	0.60	
10/23	at Las Vegas	D. Carr	8	4	5	0	0	1	1	0	0	2	0	0	0	0	0	1	31	50.0	62.5	3.88	
10/30	Tennessee	M. Willis	11	2	2	0	0	1	2	1	0	5	1	1	0	0	0	1	17	18.2	27.3	1.55	
11/3	Philadelphia	J. Hurts	10	4	4	1	1	0	1	1	0	3	0	1	0	0	0	1	29	40.0	40.0	2.90	
11/13	at N.Y. Giants	--	--	--	--	--	--	--	--	--	--	--	--	--	--	--	--	--	--	--	--	--	
11/20	Washington	--	--	--	--	--	--	--	--	--	--	--	--	--	--	--	--	--	--	--	--	--	
11/27	at Miami	--	--	--	--	--	--	--	--	--	--	--	--	--	--	--	--	--	--	--	--	--	
12/4	Cleveland	--	--	--	--	--	--	--	--	--	--	--	--	--	--	--	--	--	--	--	--	--	
12/11	at Dallas	--	--	--	--	--	--	--	--	--	--	--	--	--	--	--	--	--	--	--	--	--	
12/18	Kansas City	--	--	--	--	--	--	--	--	--	--	--	--	--	--	--	--	--	--	--	--	--	
12/24	at Tennessee	--	--	--	--	--	--	--	--	--	--	--	--	--	--	--	--	--	--	--	--	--	
1/1	Jacksonville	--	--	--	--	--	--	--	--	--	--	--	--	--	--	--	--	--	--	--	--	--	
1/8	at Indianapolis	--	--	--	--	--	--	--	--	--	--	--	--	--	--	--	--	--	--	--	--	--	
	2022 TOTALS		87	19	20	1	1	14	17	3	0	30	7	4	0	5	1	5	176	21.8	37.9	2.02	

3RD DOWN AND...



TEXANS		(AS OF NOV 9, 2022, 3:15 AM PST)										2022 : REGULAR SEASON	
DATE	OPPONENT	1	2	3	4	5	6	7	8	9	10	10+	TOTAL
9/11	Indianapolis	0-1	3-4	1-2	0-0	1-2	0-1	0-0	0-3	0-0	0-1	0-1	5-15
9/18	at Denver	1-2	0-1	0-0	1-1	0-2	0-2	0-1	0-0	0-0	0-1	0-3	2-13
9/25	at Chicago	0-4	0-0	0-0	0-1	0-0	0-1	2-2	0-1	0-0	1-1	0-2	3-12
10/2	L.A. Chargers	0-0	0-0	1-1	0-0	1-4	1-1	1-1	0-0	0-0	0-2	0-3	4-12
10/9	at Jacksonville	1-1	1-2	0-0	0-1	1-2	1-2	0-1	0-1	0-1	1-1	0-1	5-13
10/23	at Las Vegas	3-4	1-2	1-1	1-1	0-0	0-1	1-1	0-0	2-5	0-0	0-0	9-15
10/30	Tennessee	1-2	0-0	0-1	0-0	0-2	0-0	0-0	0-1	1-1	0-2	0-5	2-14
11/3	Philadelphia	1-1	0-0	0-0	0-0	1-1	0-1	0-0	0-0	0-2	0-1	0-3	2-9
11/13	at N.Y. Giants	--	--	--	--	--	--	--	--	--	--	--	--
11/20	Washington	--	--	--	--	--	--	--	--	--	--	--	--
11/27	at Miami	--	--	--	--	--	--	--	--	--	--	--	--
12/4	Cleveland	--	--	--	--	--	--	--	--	--	--	--	--
12/11	at Dallas	--	--	--	--	--	--	--	--	--	--	--	--
12/18	Kansas City	--	--	--	--	--	--	--	--	--	--	--	--
12/24	at Tennessee	--	--	--	--	--	--	--	--	--	--	--	--
1/1	Jacksonville	--	--	--	--	--	--	--	--	--	--	--	--
1/8	at Indianapolis	--	--	--	--	--	--	--	--	--	--	--	--
2022 TOTALS		7-15	5-9	3-5	2-4	4-13	2-9	4-6	0-6	3-9	2-9	0-18	32-103
PERCENTAGE		46.7%	55.6%	60.0%	50.0%	30.8%	22.2%	66.7%	0.0%	33.3%	22.2%	0.0%	31.1%



TEXANS		(AS OF NOV 9, 2022, 3:15 AM PST)									2022 : REGULAR SEASON		
DATE	OPPONENT	1	2	3	4	5	6	7	8	9	10	10+	TOTAL
9/11	Indianapolis												
9/18	at Denver	1-1										0-2	1-3
9/25	at Chicago	1-1											1-1
10/2	L.A. Chargers	0-1										0-1	0-2
10/9	at Jacksonville												
10/23	at Las Vegas						0-1			1-1			1-2
10/30	Tennessee	1-1					1-1						2-2
11/3	Philadelphia												
11/13	at N.Y. Giants	--	--	--	--	--	--	--	--	--	--	--	--
11/20	Washington	--	--	--	--	--	--	--	--	--	--	--	--
11/27	at Miami	--	--	--	--	--	--	--	--	--	--	--	--
12/4	Cleveland	--	--	--	--	--	--	--	--	--	--	--	--
12/11	at Dallas	--	--	--	--	--	--	--	--	--	--	--	--
12/18	Kansas City	--	--	--	--	--	--	--	--	--	--	--	--
12/24	at Tennessee	--	--	--	--	--	--	--	--	--	--	--	--
1/1	Jacksonville	--	--	--	--	--	--	--	--	--	--	--	--
1/8	at Indianapolis	--	--	--	--	--	--	--	--	--	--	--	--
2022 TOTALS		3-4					1-2			1-1		0-3	5-10
PERCENTAGE		75.0%					50.0%			100.0%		0.0%	50.0%

TAKEAWAY/GIVEAWAY CHART



2022 REGULAR SEASON TAKEAWAY/GIVEAWAY CHART

DATE	OPPONENT	HOU +/- RATIO	HOU TAKES	POINTS OFF TAKES	HOU GIVES	POINTS OFF GIVES	POINTS OFF TO RATIO
09/11	Indianapolis	+1	2 (1 FUM, 1 INT)	14	1 (1 FUM, 0 INT)	7	+7
09/18	at Denver	+1	1 (0 FUM, 1 INT)	3	0 (0 FUM, 0 INT)	0	+3
09/25	at Chicago	0	2 (0 FUM, 2 INT)	0	2 (0 FUM, 2 INT)	3	-3
10/02	L.A. Chargers	-1	1 (1 FUM, 0 INT)	3	2 (0 FUM, 2 INT)	7	-4
10/09	at Jacksonville	+2	2 (0 FUM, 2 INT)	0	0 (0 FUM, 0 INT)	0	0
10/23	at Las Vegas	-1	0 (0 FUM, 0 INT)	0	1 (0 FUM, 1 INT)	7	-7
10/30	Tennessee	+1	2 (1 FUM, 1 INT)	3	1 (0 FUM, 1 INT)	0	+3
11/03	Philadelphia	-1	1 (1 FUM, 0 INT)	0	2 (0 FUM, 2 INT)	7	-7
11/13	at N.Y. Giants	--	--	--	--	--	--
11/20	Washington	--	--	--	--	--	--
11/27	at Miami	--	--	--	--	--	--
12/04	Cleveland	--	--	--	--	--	--
12/11	at Dallas	--	--	--	--	--	--
12/18	Kansas City	--	--	--	--	--	--
12/24	at Tennessee	--	--	--	--	--	--
01/01	Jacksonville	--	--	--	--	--	--
01/08	at Indianapolis	--	--	--	--	--	--
TOTALS		+2	11 (4 FUM, 7 INT)	23	9 (1 FUM, 8 INT)	31	-8

DRIVE CHARTS



2022 REGULAR SEASON

WEEK 1: TEXANS 20, COLTS 20

SEPTEMBER 11, 2022

TEXANS													COLTS												
#	RECD	LOST	POSS	OBTAINED	BEGAN	PLAYS	YDS	PEN	NET	1ST	ENDED	GIVEN UP	#	RECD	LOST	POSS	OBTAINED	BEGAN	PLAYS	YDS	PEN	NET	1ST	ENDED	GIVEN UP
1	13:08	11:59	1:09	Punt	HOU 22	3	8	0	8	0	HOU 30	Punt	1	15:00	13:08	1:52	Kickoff	IND 25	3	9	0	9	0	IND 34	Punt
2	05:13	03:46	1:27	Kickoff	HOU 25	3	5	0	5	0	HOU 30	Punt	2	11:59	05:13	6:46	Punt	IND 26	12	47	0	47	3	HOU 27	Field Goal
3	14:10	07:50	6:20	Downs	HOU 4	14	69	0	69	5	IND 27	Field Goal	3	03:46	14:10	4:36	Punt	IND 30	10	66	0	66	4	HOU 2	Downs
4	04:26	02:37	1:49	Interception	HOU 42	4	25	33	58	3	IND 16	Touchdown	4	07:50	04:26	3:24	Kickoff	IND 25	6	53	0	53	2	HOU 22	Interception
5	00:38	00:00	0:38	Punt	HOU 14	6	37	0	37	2	HOU 43	End Half	5	02:37	00:38	1:59	Kickoff	IND 25	8	33	0	33	2	HOU 42	Punt
6	15:00	12:17	2:43	Kickoff	HOU 25	5	50	0	50	1	IND 25	Field Goal	6	12:17	08:56	3:21	Kickoff	IND 25	7	18	15	33	3	HOU 40	Fumble
7	08:56	07:16	1:40	Fumble	HOU 42	4	43	15	58	3	IND 22	Touchdown	7	07:16	06:16	1:00	Kickoff	IND 25	3	4	0	4	0	IND 29	Punt
8	06:16	14:46	6:30	Punt	HOU 1	12	37	21	58	4	IND 41	Punt	8	14:46	10:44	4:02	Punt	IND 15	11	81	-5	76	5	HOU 9	Field Goal
9	10:44	09:49	0:55	Kickoff	HOU 25	2	-3	0	-3	0	HOU 29	Fumble	9	09:49	07:42	2:07	Fumble	HOU 20	4	20	0	20	2	HOU 2	Touchdown
10	07:42	04:29	3:13	Kickoff	HOU 25	5	13	0	13	1	HOU 38	Punt	10	04:29	01:54	2:35	Punt	IND 20	7	80	0	80	5	HOU 15	Touchdown
11	01:54	01:16	0:38	Kickoff	HOU 40	3	4	0	4	0	HOU 44	Punt	11	01:16	00:11	1:05	Punt	IND 9	7	35	0	35	2	IND 44	Punt
12	00:11	00:00	0:11	Punt	HOU 19	1	-2	0	-2	0	HOU 19	End Half	12	08:27	01:57	6:30	Punt	IND 31	13	45	0	45	4	HOU 24	Missed FG
13	10:00	08:27	1:33	Kickoff	HOU 40	3	-11	-5	-16	0	HOU 24	Punt	13	00:20	00:00	0:20	Punt	IND 6	2	21	0	21	1	IND 7	End Game
14	01:57	00:20	1:37	Missed FG	HOU 32	5	24	-5	19	1	IND 49	Punt													

WEEK 2: TEXANS 9, BRONCOS 16

SEPTEMBER 18, 2022

TEXANS													BRONCOS												
#	RECD	LOST	POSS	OBTAINED	BEGAN	PLAYS	YDS	PEN	NET	1ST	ENDED	GIVEN UP	#	RECD	LOST	POSS	OBTAINED	BEGAN	PLAYS	YDS	PEN	NET	1ST	ENDED	GIVEN UP
1	15:00	13:29	1:31	Kickoff	HOU 25	3	8	0	8	0	HOU 33	Punt	1	13:29	10:46	2:43	Punt	DEN 8	6	34	10	44	2	HOU 48	Punt
2	10:46	07:48	2:58	Punt	HOU 20	6	16	0	16	1	HOU 36	Punt	2	07:48	05:30	2:18	Punt	DEN 35	8	31	32	63	3	HOU 2	Field Goal
3	05:30	02:19	3:11	Kickoff	HOU 24	10	49	5	54	3	DEN 22	Field Goal	3	02:19	12:52	4:27	Kickoff	DEN 25	8	16	10	26	2	HOU 49	Punt
4	12:52	07:20	5:32	Punt	HOU 20	10	64	-10	54	3	DEN 26	Field Goal	4	07:20	05:38	1:42	Kickoff	DEN 18	5	14	0	14	1	DEN 32	Punt
5	05:38	04:04	1:34	Punt	HOU 33	3	-1	-5	-6	0	HOU 27	Punt	5	04:04	00:20	3:44	Punt	DEN 24	9	83	-13	70	3	HOU 6	Field Goal
6	00:20	00:00	0:20	Kickoff	HOU 25	1	-1	0	-1	0	HOU 25	End Half	6	15:00	13:42	1:18	Kickoff	DEN 25	2	4	-10	-6	0	DEN 19	Interception
7	13:42	08:33	5:09	Interception	DEN 45	11	34	5	39	4	DEN 6	Field Goal	7	08:33	03:02	5:31	Kickoff	DEN 25	8	44	-10	34	2	HOU 41	Punt
8	03:02	01:33	1:29	Punt	HOU 9	3	4	0	4	0	HOU 13	Punt	8	01:33	12:37	3:56	Punt	DEN 38	6	77	-15	62	3	HOU 22	Touchdown
9	12:37	09:48	2:49	Kickoff	HOU 25	5	25	5	30	2	DEN 45	Punt	9	09:48	03:36	6:12	Punt	DEN 14	12	49	5	54	4	HOU 32	Field Goal
10	03:36	01:22	2:14	Kickoff	HOU 25	6	38	0	38	2	DEN 37	Downs	10	01:22	00:53	0:29	Downs	DEN 38	3	-1	-5	-6	0	DEN 32	Punt
11	00:53	00:13	0:40	Punt	HOU 25	4	-1	0	-1	0	HOU 24	Downs	11	00:13	00:00	0:13	Downs	HOU 24	1	-1	0	-1	0	HOU 24	End Game

WEEK 3: TEXANS 20, BEARS 23

SEPTEMBER 25, 2022

TEXANS													BEARS												
#	RECD	LOST	POSS	OBTAINED	BEGAN	PLAYS	YDS	PEN	NET	1ST	ENDED	GIVEN UP	#	RECD	LOST	POSS	OBTAINED	BEGAN	PLAYS	YDS	PEN	NET	1ST	ENDED	GIVEN UP
1	11:22	10:01	1:21	Kickoff	HOU 25	3	6	0	6	0	HOU 31	Punt	1	15:00	11:22	3:38	Kickoff	CHI 25	9	45	0	45	2	HOU 30	Field Goal
2	06:45	03:40	3:05	Kickoff	HOU 25	7	75	0	75	3	CHI 4	Touchdown	2	10:01	06:45	3:16	Punt	CHI 19	6	81	0	81	4	HOU 11	Touchdown
3	02:46	00:45	2:01	Interception	CHI 41	4	34	0	34	2	CHI 7	Interception	3	03:40	02:46	0:54	Kickoff	CHI 20	2	-1	0	-1	0	CHI 19	Interception
4	13:39	11:47	1:52	Punt	HOU 31	5	8	5	13	1	HOU 44	Punt	4	00:45	13:39	2:06	Interception	CHI 20	3	8	-5	3	0	CHI 23	Punt
5	09:39	07:32	2:07	Punt	CHI 41	4	41	0	41	3	CHI 1	Touchdown	5	11:47	09:39	2:08	Punt	CHI 10	3	6	0	6	0	CHI 16	Punt
6	01:48	01:04	0:44	Kickoff	HOU 25	3	9	0	9	0	HOU 34	Punt	6	07:32	01:48	5:44	Kickoff	CHI 18	12	50	0	50	3	HOU 32	Field Goal
7	15:00	11:25	3:35	Kickoff	HOU 25	7	49	5	54	3	CHI 21	Field Goal	7	01:04	00:00	1:04	Punt	CHI 10	5	25	-7	18	1	CHI 28	End Half
8	08:25	00:54	7:31	Kickoff	HOU 25	14	70	0	70	4	CHI 5	Field Goal	8	11:25	08:25	3:00	Kickoff	CHI 25	5	75	0	75	3	HOU 1	Touchdown
9	14:49	12:38	2:11	Interception	CHI 39	3	-9	0	-9	0	CHI 48	Punt	9	00:54	14:49	1:05	Kickoff	CHI 22	3	4	0	4	0	CHI 26	Interception
10	06:39	03:05	3:34	Punt	HOU 9	6	40	-10	30	1	HOU 39	Punt	10	12:38	06:39	5:59	Punt	CHI 8	9	49	-5	44	3	HOU 48	Punt
11	01:42	01:05	0:37	Punt	HOU 17	3	9	0	9	0	HOU 26	Interception	11	03:05	01:42	1:23	Punt	CHI 12	4	20	0	20	1	CHI 32	Punt
													12	01:05	00:00	1:05	Interception	HOU 12	4	0	0	0	0	HOU 12	Field Goal

WEEK 4: TEXANS 24, CHARGERS 34

OCTOBER 2, 2022

TEXANS													CHARGERS												
#	RECD	LOST	POSS	OBTAINED	BEGAN	PLAYS	YDS	PEN	NET	1ST	ENDED	GIVEN UP	#	RECD	LOST	POSS	OBTAINED	BEGAN	PLAYS	YDS	PEN	NET	1ST	ENDED	GIVEN UP
1	15:00	13:28	1:32	Kickoff	HOU 25	3	5	0	5	0	HOU 30	Interception	1	13:28	12:00	1:28	Interception	HOU 25	3	20	5	25	1	HOU 18	Touchdown
2	12:00	08:03	3:57	Kickoff	HOU 28	5	2	6	8	2	HOU 36	Punt	2	08:03	06:26	1:37	Punt	LAC 27	3	5	0	5	0	LAC 32	Punt
3	06:26	02:19	4:07	Punt	HOU 30	8	32	10	42	2	LAC 28	Missed FG	3	02:19	12:57	4:22	Missed FG	LAC 36	9	64	0	64	4	HOU 10	Touchdown
4	12:57	11:18	1:39	Kickoff	HOU 25	3	5	0	5	0	HOU 30	Punt	4	11:18	10:00	1:18	Punt	LAC 27	3	73	0	73	2	HOU 20	Touchdown
5	10:00	09:48	0:12	Kickoff	HOU 25	1	75	0	75	1	HOU 25	Touchdown	5	09:48	04:35	5:13	Kickoff	LAC 18	10	77	0	77	4	HOU 5	Field Goal
6	04:35	00:57	3:38	Kickoff	HOU 25	7	38	5	43	3	LAC 24	Downs	6	00:57	00:00	0:57	Downs	LAC 32	9	54	-5	49	2	HOU 19	Field Goal
7	13:27	09:55	3:32	Punt	HOU 27	6	17	-15	2	1	HOU 29	Punt	7	15:00	13:27	1:33	Kickoff	LAC 21	3	6	0	6	0	LAC 27	Punt
8	05:42	01:12	4:30	Punt	HOU 13	8	87	0	87	4	LAC 8	Touchdown	8	09:55	05:42	4:13	Punt	LAC 19	7	36	0	36	2	HOU 45	Punt
9	12:55	10:02	2:53	Punt	HOU 7	5	93	0	93	3	LAC 18	Touchdown	9	01:12	12:55	3:17	Kickoff	LAC 25	6	10	5	15	2	LAC 40	Punt
10	09:58	08:30	1:28	Fumble	LAC 16	4	-6	0	-6	0	LAC 22	Field Goal	10	10:02	09:58	0:04	Kickoff		0	0	0	0	0		Fumble
11	02:28	01:51	0:37	Kickoff	HOU 25	4	-6	0	-6	0	HOU 19	Interception	11	08:30	02:28	6:02	Kickoff	LAC 16	12	79	5	84	5	HOU 14	Touchdown
12	00:16	00:00	0:16	Downs	HOU 32	1	2	0	2	0	HOU 32	End Game	12	01:51	00:16	1:35	Interception	HOU 22	4	-5	-5	-10	0	HOU 31	Downs

DRIVE CHARTS



WEEK 5: TEXANS 13, JAGUARS 6

OCTOBER 9, 2022

TEXANS													JAGUARS												
#	RECD	LOST	POSS	OBTAINED	BEGAN	PLAYS	YDS	PEN	NET	1ST	ENDED	GIVEN UP	#	RECD	LOST	POSS	OBTAINED	BEGAN	PLAYS	YDS	PEN	NET	1ST	ENDED	GIVEN UP
1	15:00	13:58	1:02	Kickoff	HOU 25	3	4	0	4	0	HOU 29	Punt	1	13:58	12:21	1:37	Punt	JAX 20	3	1	0	1	0	JAX 21	Punt
2	12:21	10:13	2:08	Punt	HOU 31	4	21	0	21	1	JAX 48	Punt	2	10:13	07:10	3:03	Punt	JAX 3	6	54	0	54	2	HOU 43	Punt
3	07:10	05:25	1:45	Punt	HOU 4	4	22	0	22	1	HOU 26	Punt	3	05:25	01:22	4:03	Punt	JAX 32	11	60	0	60	4	HOU 8	Field Goal
4	01:22	12:24	3:58	Kickoff	HOU 25	8	44	0	44	2	JAX 31	Field Goal	4	12:24	08:07	4:17	Kickoff	JAX 8	8	55	0	55	2	HOU 37	Downs
5	08:07	03:23	4:44	Downs	HOU 37	8	30	0	30	3	JAX 33	Field Goal	5	03:23	00:06	3:17	Kickoff	JAX 23	9	66	-15	51	3	HOU 26	Field Goal
6	00:06	00:00	0:06	Kickoff	HOU 25	1	-1	0	-1	0	HOU 25	End Half	6	15:00	10:04	4:56	Kickoff	JAX 25	9	68	0	68	3	HOU 7	Interception
7	10:04	01:54	8:10	Interception	HOU 2	12	49	0	49	3	JAX 49	Punt	7	01:54	12:27	4:27	Punt	JAX 9	10	48	5	53	3	HOU 38	Downs
8	12:27	10:21	2:06	Downs	HOU 38	3	4	0	4	0	HOU 42	Punt	8	10:21	09:59	0:22	Punt	JAX 20	3	0	-5	-5	0	JAX 15	Punt
9	09:59	03:11	6:48	Punt	HOU 26	12	74	0	74	5	JAX 1	Touchdown	9	03:11	01:41	1:30	Kickoff	JAX 14	9	36	0	36	2		Downs
10	01:41	00:41	1:00	Downs		3	1	0	1	0	JAX 49	Punt	10	00:41	00:00	0:41	Punt	JAX 13	7	34	0	34	3	JAX 47	Interception

WEEK 7: TEXANS 20, RAIDERS 38

OCTOBER 23, 2022

TEXANS													RAIDERS												
#	RECD	LOST	POSS	OBTAINED	BEGAN	PLAYS	YDS	PEN	NET	1ST	ENDED	GIVEN UP	#	RECD	LOST	POSS	OBTAINED	BEGAN	PLAYS	YDS	PEN	NET	1ST	ENDED	GIVEN UP
1	09:54	04:40	5:14	Kickoff	HOU 25	9	54	0	54	3	LV 21	Missed FG	1	15:00	09:54	5:06	Kickoff	LV 24	11	54	-10	44	3	HOU 32	Field Goal
2	02:39	11:17	6:22	Punt	HOU 38	13	62	0	62	5	LV 13	Touchdown	2	04:40	02:39	2:01	Missed FG	LV 29	3	-6	-10	-16	0	LV 13	Punt
3	07:28	04:57	2:31	Punt	HOU 20	7	43	0	43	2	LV 37	Field Goal	3	11:17	07:28	3:49	Kickoff	LV 9	6	38	0	38	2	LV 47	Punt
4	00:25	00:00	0:25	Kickoff	HOU 25	1	-6	0	-6	0	HOU 25	End Half	4	04:57	00:25	4:32	Kickoff	LV 18	10	82	0	82	4	HOU 26	Touchdown
5	15:00	10:59	4:01	Kickoff	HOU 16	8	67	0	67	2	LV 17	Field Goal	5	10:59	05:48	5:11	Kickoff	LV 25	10	75	0	75	6	HOU 4	Touchdown
6	05:48	03:14	2:34	Kickoff	HOU 26	6	74	0	74	3	LV 25	Touchdown	6	03:14	13:32	4:42	Kickoff	LV 24	7	76	0	76	5	HOU 7	Touchdown
7	13:32	11:21	2:11	Kickoff	HOU 24	3	9	-4	5	0	HOU 29	Punt	7	11:21	07:06	4:15	Punt	LV 19	7	76	5	81	5	HOU 15	Touchdown
8	07:06	03:26	3:40	Kickoff	HOU 25	10	35	0	35	3	LV 40	Interception	8	01:07	00:00	1:07	Downs	LV 14	2	-1	0	-1	0	LV 14	End Game
9	03:26	01:07	2:19	Kickoff	HOU 20	11	66	0	66	3	LV 14	Downs													

WEEK 8: TEXANS 10, TITANS 17

OCTOBER 30, 2022

TEXANS													TITANS												
#	RECD	LOST	POSS	OBTAINED	BEGAN	PLAYS	YDS	PEN	NET	1ST	ENDED	GIVEN UP	#	RECD	LOST	POSS	OBTAINED	BEGAN	PLAYS	YDS	PEN	NET	1ST	ENDED	GIVEN UP
1	11:27	06:46	4:41	Missed FG	HOU 38	8	28	0	28	2	TEN 34	Interception	1	15:00	11:27	3:33	Kickoff	TEN 25	6	40	5	45	1	HOU 30	Missed FG
2	04:27	02:49	1:38	Punt	HOU 6	3	2	0	2	0	HOU 8	Punt	2	06:46	04:27	2:19	Interception	TEN 31	3	5	0	5	0	TEN 36	Punt
3	02:49	01:22	1:27	Fumble	TEN 42	3	-3	-10	-13	0	HOU 45	Punt	3	01:22	11:51	4:31	Punt	TEN 7	7	38	-15	23	2	TEN 30	Interception
4	11:51	10:40	1:11	Interception	TEN 11	4	-13	0	-13	0	TEN 24	Field Goal	4	10:40	06:57	3:43	Kickoff	TEN 18	5	23	0	23	1	TEN 41	Punt
5	06:57	05:13	1:44	Punt	HOU 10	3	0	0	0	0	HOU 10	Punt	5	05:13	04:20	0:53	Punt	HOU 37	3	37	0	37	1	HOU 29	Touchdown
6	04:20	01:53	2:27	Kickoff	HOU 18	4	22	0	22	1	HOU 40	Punt	6	01:53	00:14	1:39	Punt	TEN 17	8	40	0	40	3	HOU 43	Punt
7	00:14	00:00	0:14	Punt	HOU 20	1	-1	0	-1	0	HOU 20	End Half	7	12:50	06:31	6:19	Punt	TEN 35	9	80	-15	65	3	HOU 1	Touchdown
8	15:00	12:50	2:10	Kickoff	HOU 25	4	12	0	12	1	HOU 37	Punt	8	03:24	11:08	7:16	Punt	TEN 9	12	81	0	81	5	HOU 10	Field Goal
9	06:31	03:24	3:07	Kickoff	HOU 25	4	17	5	22	2	HOU 47	Punt	9	09:07	07:03	2:04	Punt	TEN 31	3	5	0	5	0	TEN 36	Punt
10	11:08	09:07	2:01	Kickoff	HOU 25	3	5	-10	-5	0	HOU 20	Punt	10	06:17	04:03	2:14	Punt		3	6	0	6	0	HOU 44	Punt
11	07:03	06:17	0:46	Punt	HOU 19	3	-3	0	-3	0	HOU 16	Punt	11	00:17	00:00	0:17	Kickoff		1	-1	0	-1	0		End Game
12	04:03	00:17	3:46	Punt	HOU 10	12	95	-5	90	4	TEN 3	Touchdown													

WEEK 9: TEXANS 17, EAGLES 29

NOVEMBER 3, 2022

TEXANS													EAGLES												
#	RECD	LOST	POSS	OBTAINED	BEGAN	PLAYS	YDS	PEN	NET	1ST	ENDED	GIVEN UP	#	RECD	LOST	POSS	OBTAINED	BEGAN	PLAYS	YDS	PEN	NET	1ST	ENDED	GIVEN UP
1	15:00	09:37	5:23	Kickoff	HOU 25	9	75	0	75	5	PHI 2	Touchdown	1	09:37	01:33	8:04	Kickoff	PHI 9	18	83	8	91	7	HOU 2	Touchdown
2	01:33	12:59	3:34	Kickoff	HOU 25	5	23	-5	18	1	HOU 43	Punt	2	12:59	12:09	0:50	Punt	PHI 20	3	46	0	46	2	HOU 27	Fumble
3	12:09	10:04	2:05	Fumble	HOU 35	4	9	0	9	1	HOU 44	Punt	3	10:04	04:32	5:32	Punt	PHI 21	10	79	0	79	5	HOU 4	Touchdown
4	04:32	00:37	3:55	Kickoff	HOU 25	7	75	0	75	4	PHI 13	Touchdown	4	00:37	00:00	0:37	Kickoff	PHI 25	5	39	0	39	2	HOU 36	Missed FG
5	12:49	11:21	1:28	Punt	HOU 36	3	7	-10	-3	0	HOU 33	Punt	5	15:00	12:49	2:11	Kickoff	PHI 17	3	-2	0	-2	0	PHI 15	Punt
6	09:49	08:13	1:36	Punt	HOU 20	3	4	0	4	0	HOU 24	Interception	6	11:21	09:49	1:32	Punt	PHI 20	3	8	0	8	0	PHI 28	Punt
7	08:04	01:15	6:49	Kickoff	HOU 25	12	63	0	63	4	PHI 12	Field Goal	7	08:13	08:04	0:09	Interception	HOU 17	2	17	0	17	1	HOU 17	Touchdown
8	11:22	08:15	3:07	Kickoff	HOU 25	6	9	15	24	2	HOU 49	Punt	8	01:15	11:22	4:53	Kickoff	PHI 25	10	75	0	75	6	HOU 4	Touchdown
9	05:58	02:08	3:50	Punt	HOU 38	9	38	3	41	3	PHI 21	Interception	9	08:15	05:58	2:17	Punt	PHI 10	3	2	0	2	0	PHI 12	Punt
													10	02:08	00:00	2:08	Interception	PHI 25	6	13	-5	8	1	PHI 34	End Game



HOUSTON
TEXANS

GAME SUMMARIES

GAME SUMMARIES



WEEK 1

Indianapolis Colts 20, Houston Texans 20 (OT)
69,415 NRG Stadium Sep 11, 2022



Indianapolis Colts	3	0	0	17	0	—	20
Houston Texans	0	10	10	0	0	—	20

SCORING DRIVES

TEAM	QTR	TIME	SCORING PLAY	IND	HOU
Colts	1	05:13	R.Blankenship 45 yd. Field Goal (12-47, 6:46)	3	0
Texans	2	07:50	K.Fairbairn 45 yd. Field Goal (14-69, 6:20)	3	3
Texans	2	02:37	O.Howard 16 yd. pass from D.Mills (K.Fairbairn kick) (4-58, 1:49)	3	10
Texans	3	12:17	K.Fairbairn 43 yd. Field Goal (5-50, 2:43)	3	13
Texans	3	07:16	O.Howard 22 yd. pass from D.Mills (K.Fairbairn kick) (4-58, 1:40)	3	20
Colts	4	10:44	R.Blankenship 27 yd. Field Goal (11-76, 4:02)	6	20
Colts	4	07:42	J.Taylor 2 yd. run (R.Blankenship kick) (4-20, 2:07)	13	20
Colts	4	01:54	M.Pittman 15 yd. pass from M.Ryan (R.Blankenship kick) (7-80, 2:35)	20	20

INDIANAPOLIS COLTS

PASSING	ATT	CP	YDS	SK/YD	TD	LG	INT	RTG
Matt Ryan	50	32	352	2/12	1	28	1	83.1
TOTAL	50	32	352	2/12	1	28	1	83.1

RUSHING	ATT	YDS	AVG	LG	TD
Jonathan Taylor	31	161	5.2	17	1
Matt Ryan	4	12	3.0	10	0
Nyheim Hines	3	4	1.3	3	0
TOTAL	38	177	4.7	17	1

RECEIVING	NO	YDS	AVG	LG	TD
Michael Pittman Jr.	9	121	13.4	28	1
Nyheim Hines	6	50	8.3	15	0
Jonathan Taylor	4	14	3.5	5	0
Ashton Dulin	3	46	15.3	23	0
Parris Campbell	3	37	12.3	20	0
Kylen Granson	3	22	7.3	12	0
Mike Strachan	2	36	18.0	20	0
Mo Alie-Cox	2	26	13.0	13	0
TOTAL	32	352	11.0	28	1

TOP DEFENSE	TOT	SOLO	AST	SCK	YDS	INT
Zaire Franklin	8	6	2	0.0	0.0	0
Kenny Moore II	7	6	1	0.0	0.0	0
Bobby Okereke	7	6	1	0.0	0.0	0

FIELD GOALS	FGM/FGA	PERCENT	RESULTS
Rodrigo Blankenship	2-3	66.7	45G, 27G, 42WR
TOTAL	2-3	66.0	

HOUSTON TEXANS

PASSING	ATT	CP	YDS	SK/YD	TD	LG	INT	RTG
Davis Mills	37	23	240	3/18	2	42	0	98.9
TOTAL	37	23	240	3/18	2	42	0	98.9

RUSHING	ATT	YDS	AVG	LG	TD
Rex Burkhead	14	40	2.9	8	0
Dameon Pierce	11	33	3.0	8	0
Jeff Driskel	1	5	5.0	5	0
Davis Mills	2	-1	-0.5	1	0
TOTAL	28	77	2.8	8	0

RECEIVING	NO	YDS	AVG	LG	TD
Brandin Cooks	7	82	11.7	42	0
Rex Burkhead	5	30	6.0	8	0
Chris Moore	3	31	10.3	11	0
O.J. Howard	2	38	19.0	22t	2
Nico Collins	2	26	13.0	18	0
Pharaoh Brown	1	17	17.0	17	0
Dameon Pierce	1	6	6.0	6	0
Troy Hairston	1	5	5.0	5	0
Brevin Jordan	1	5	5.0	5	0
TOTAL	23	240	10.4	42	2

TOP DEFENSE	TOT	SOLO	AST	SCK	YDS	INT
Kamu Grugier-Hill	18	14	4	0.0	0.0	0
Jonathan Owens	15	11	4	0.0	0.0	0
Jalen Pitre	10	5	5	0.0	0.0	0

FIELD GOALS	FGM/FGA	PERCENT	RESULTS
Ka'imi Fairbairn	2-2	100.0	45G, 43G
TOTAL	2-2	100.0	

Team Statistics

	Colts	Texans
First Downs	33	20
3rd-Down Eff. (Made/Att/Pct)	6/15/40%	5/15/33%
4th-Down Eff. (Made/Att/Pct)	0/1/0%	0/0/0%
Total Net Yards	517	299
Total Plays	90	68
Yards Per Play	5.7	4.4
Rushes/Net Yards	38/177	28/77
Net Passing	340	222
Pass Attempts/Completions	50/32	37/23
Had Intercepted	1	0
Sacked/Yards Lost	2/12	3/18
Punts/Average	4/44.8	7/45.4
Penalties/Yards	7/89	6/40
Fumbles/Lost	5/1	1/1
Possession Time	39:37	30:23

GAME SUMMARIES



WEEK 2

Houston Texans 9, Denver Broncos 16
76,191 Empower Field at Mile High Sep 18, 2022



Houston Texans 3 3 3 0 — 9
Denver Broncos 3 3 0 10 — 16

SCORING DRIVES

TEAM	QTR	TIME	SCORING PLAY	HOU	DEN
Broncos	1	05:30	B.McManus 20 yd. Field Goal (8-63, 2:18)	0	3
Texans	1	02:19	K.Fairbairn 40 yd. Field Goal (10-54, 3:11)	3	3
Texans	2	07:20	K.Fairbairn 44 yd. Field Goal (10-54, 5:32)	6	3
Broncos	2	00:20	B.McManus 24 yd. Field Goal (9-70, 3:44)	6	6
Texans	3	08:33	K.Fairbairn 24 yd. Field Goal (11-39, 5:09)	9	6
Broncos	4	12:37	E.Saubert 22 yd. pass from R.Wilson (B.McManus kick) (6-62, 3:56)	9	13
Broncos	4	03:36	B.McManus 50 yd. Field Goal (12-54, 6:12)	9	16

HOUSTON TEXANS

PASSING	ATT	CP	YDS	SK/YD	TD	LG	INT	RTG
Davis Mills	38	19	177	3/23	0	29	0	63.2
TOTAL	38	19	177	3/23	0	29	0	63.2

RUSHING	ATT	YDS	AVG	LG	TD
Dameon Pierce	15	69	4.6	12	0
Jeff Driskel	1	10	10.0	10	0
Davis Mills	2	1	0.5	2	0
TOTAL	18	80	4.4	12	0

RECEIVING	NO	YDS	AVG	LG	TD
Nico Collins	4	58	14.5	29	0
Brandin Cooks	4	54	13.5	25	0
Pharaoh Brown	3	24	8.0	18	0
Chris Moore	2	14	7.0	9	0
Rex Burkhead	2	9	4.5	5	0
Brevin Jordan	2	3	1.5	4	0
Dameon Pierce	1	8	8.0	8	0
O.J. Howard	1	7	7.0	7	0
TOTAL	19	177	9.3	29	0

TOP DEFENSE	TOT	SOLO	AST	SCK	YDS	INT
Jonathan Owens	10	6	4	0.0	0.0	0
Derek Stingley Jr.	8	8	0	0.0	0.0	0
Christian Kirksey	5	4	1	0.5	3.0	1

FIELD GOALS	FGM/FGA	PERCENT	RESULTS
Ka'imi Fairbairn	3-3	100.0	40G, 44G, 24G
TOTAL	3-3	100.0	

DENVER BRONCOS

PASSING	ATT	CP	YDS	SK/YD	TD	LG	INT	RTG
Russell Wilson	31	14	219	3/18	1	35	1	66.5
TOTAL	31	14	219	3/18	1	35	1	66.5

RUSHING	ATT	YDS	AVG	LG	TD
Javonte Williams	15	75	5.0	17	0
Melvin Gordon III	10	47	4.7	9	0
Montrell Washington	1	19	19.0	19	0
Courtland Sutton	1	5	5.0	5	0
Russell Wilson	2	3	1.5	4	0
Jerry Jeudy	1	1	1.0	1	0
Andrew Beck	1	-1	-1.0	-1	0
TOTAL	31	149	4.8	19	0

RECEIVING	NO	YDS	AVG	LG	TD
Courtland Sutton	7	122	17.4	35	0
Tyrie Cleveland	2	28	14.0	16	0
Eric Saubert	1	22	22.0	22t	1
Kendall Hinton	1	20	20.0	20	0
Jerry Jeudy	1	11	11.0	11	0
Javonte Williams	1	10	10.0	10	0
Melvin Gordon III	1	6	6.0	6	0
TOTAL	14	219	15.6	35	1

TOP DEFENSE	TOT	SOLO	AST	SCK	YDS	INT
Caden Sterns	6	5	1	0.0	0.0	0
Dre'Mont Jones	6	4	2	2.0	14.0	0
Kareem Jackson	6	3	3	0.0	0.0	0

FIELD GOALS	FGM/FGA	PERCENT	RESULTS
Brandon McManus	3-3	100.0	20G, 24G, 50G
TOTAL	3-3	100.0	

Team Statistics

	Texans	Broncos
First Downs	15	20
3rd-Down Eff. (Made/Att/Pct)	2/13/15%	3/12/25%
4th-Down Eff. (Made/Att/Pct)	1/3/33%	1/1/100%
Total Net Yards	234	350
Total Plays	59	65
Yards Per Play	4.0	5.4
Rushes/Net Yards	18/80	31/149
Net Passing	154	201
Pass Attempts/Completions	38/19	31/14
Had Intercepted	0	1
Sacked/Yards Lost	3/23	3/18
Punts/Average	5/53.6	5/42.8
Penalties/Yards	8/94	13/100
Fumbles/Lost	2/0	0/0
Possession Time	27:27	32:33

GAME SUMMARIES



WEEK 3

Houston Texans 20, Chicago Bears 23
60,592 Soldier Field Sep 25, 2022



Houston Texans	7	7	6	0	—	20
Chicago Bears	10	3	7	3	—	23

SCORING DRIVES

TEAM	QTR	TIME	SCORING PLAY	HOU	CHI
Bears	1	11:22	C.Santos 47 yd. Field Goal (9-45, 3:38)	0	3
Bears	1	06:45	K.Herbert 11 yd. run (C.Santos kick) (6-81, 3:16)	0	10
Texans	1	03:40	J.Akins 4 yd. pass from D.Mills (K.Fairbairn kick) (7-75, 3:05)	7	10
Texans	2	07:32	D.Pierce 1 yd. run (K.Fairbairn kick) (4-41, 2:07)	14	10
Bears	2	01:48	C.Santos 50 yd. Field Goal (12-50, 5:44)	14	13
Texans	3	11:25	K.Fairbairn 39 yd. Field Goal (7-54, 3:35)	17	13
Bears	3	08:25	K.Herbert 1 yd. run (C.Santos kick) (5-75, 3:00)	17	20
Texans	3	00:54	K.Fairbairn 23 yd. Field Goal (14-70, 7:31)	20	20
Bears	4	00:00	C.Santos 30 yd. Field Goal (4-0, 1:05)	20	23

HOUSTON TEXANS

PASSING	ATT	CP	YDS	SK/YD	TD	LG	INT	RTG
Davis Mills	32	20	245	1/8	1	52	2	70.4
TOTAL	32	20	245	1/8	1	52	2	70.4

RUSHING	ATT	YDS	AVG	LG	TD
Dameon Pierce	20	80	4.0	24	1
Rex Burkhead	3	9	3.0	4	0
M.J. Stewart	1	3	3.0	3	0
TOTAL	24	92	3.8	24	1

RECEIVING	NO	YDS	AVG	LG	TD
Rex Burkhead	4	21	5.3	8	0
Chris Moore	3	63	21.0	52	0
Jordan Akins	3	31	10.3	25	1
Pharaoh Brown	3	31	10.3	30	0
Nico Collins	2	41	20.5	22	0
Brandin Cooks	2	22	11.0	17	0
Dameon Pierce	2	21	10.5	12	0
Phillip Dorsett	1	15	15.0	15	0
TOTAL	20	245	12.3	52	1

TOP DEFENSE	TOT	SOLO	AST	SCK	YDS	INT
Jonathan Owens	11	6	5	0.0	0.0	0
Jalen Pitre	8	5	3	1.0	8.0	2
Desmond King II	7	7	0	0.0	0.0	0

FIELD GOALS	FGM/FGA	PERCENT	RESULTS
Ka'imi Fairbairn	2-2	100.0	39G, 23G
TOTAL	2-2	100.0	

CHICAGO BEARS

PASSING	ATT	CP	YDS	SK/YD	TD	LG	INT	RTG
Justin Fields	17	8	106	5/24	0	24	2	27.7
TOTAL	17	8	106	5/24	0	24	2	27.7

RUSHING	ATT	YDS	AVG	LG	TD
Khalil Herbert	20	157	7.9	52	2
Justin Fields	8	47	5.9	29	0
Equanimeous St. Brown	2	43	21.5	41	0
Trestan Ebner	7	23	3.3	7	0
David Montgomery	3	11	3.7	5	0
TOTAL	40	281	7.0	52	2

RECEIVING	NO	YDS	AVG	LG	TD
Cole Kmet	2	40	20.0	24	0
Darnell Mooney	2	23	11.5	18	0
Khalil Herbert	2	12	6.0	7	0
Equanimeous St. Brown	1	20	20.0	20	0
Byron Pringle	1	11	11.0	11	0
TOTAL	8	106	13.3	24	0

TOP DEFENSE	TOT	SOLO	AST	SCK	YDS	INT
Roquan Smith	16	6	10	0.0	0.0	1
Eddie Jackson	8	5	3	0.0	0.0	1
Jaquan Brisker	6	4	2	0.0	0.0	0

FIELD GOALS	FGM/FGA	PERCENT	RESULTS
Cairo Santos	3-3	100.0	47G, 50G, 30G
TOTAL	3-3	100.0	

Team Statistics

	Texans	Bears
First Downs	17	17
3rd-Down Eff. (Made/Att/Pct)	3/12/25%	6/14/43%
4th-Down Eff. (Made/Att/Pct)	1/1/100%	0/0/0%
Total Net Yards	329	363
Total Plays	57	62
Yards Per Play	5.8	5.9
Rushes/Net Yards	24/92	40/281
Net Passing	237	82
Pass Attempts/Completions	32/20	17/8
Had Intercepted	2	2
Sacked/Yards Lost	1/8	5/24
Punts/Average	5/48.4	4/45.5
Penalties/Yards	3/25	6/32
Fumbles/Lost	3/0	2/0
Possession Time	28:38	31:22

GAME SUMMARIES



WEEK 4

Los Angeles Chargers 34, Houston Texans 24
69,071 NRG Stadium Oct 2, 2022



Los Angeles Chargers 7 20 0 7 — 34
Houston Texans 0 7 7 10 — 24

SCORING DRIVES

TEAM	QTR	TIME	SCORING PLAY	LAC	HOU
Chargers	1	12:00	G.Everett 18 yd. pass from J.Herbert (D.Hopkins kick) (3-25, 1:28)	7	0
Chargers	2	12:57	A.Ekeler 10 yd. run (D.Hopkins kick) (9-64, 4:22)	14	0
Chargers	2	10:00	A.Ekeler 20 yd. run (D.Hopkins kick) (3-73, 1:18)	21	0
Texans	2	09:48	D.Pierce 75 yd. run (K.Fairbairn kick) (1-75, 0:12)	21	7
Chargers	2	04:35	D.Hopkins 23 yd. Field Goal (10-77, 5:13)	24	7
Chargers	2	00:00	D.Hopkins 37 yd. Field Goal (9-49, 0:57)	27	7
Texans	3	01:12	R.Burkhead 8 yd. pass from D.Mills (K.Fairbairn kick) (8-87, 4:30)	27	14
Texans	4	10:02	B.Cooks 18 yd. pass from D.Mills (K.Fairbairn kick) (5-93, 2:53)	27	21
Texans	4	08:30	K.Fairbairn 40 yd. Field Goal (4-6, 1:28)	27	24
Chargers	4	02:28	A.Ekeler 14 yd. pass from J.Herbert (D.Hopkins kick) (12-84, 6:02)	34	24

LOS ANGELES CHARGERS

PASSING	ATT	CP	YDS	SK/YD	TD	LG	INT	RTG
Justin Herbert	39	27	340	1/2	2	50	0	113.2
TOTAL	39	27	340	1/2	2	50	0	113.2

RUSHING	ATT	YDS	AVG	LG	TD
Austin Ekeler	13	60	4.6	20t	2
Joshua Kelley	4	15	3.8	6	0
Sony Michel	6	11	1.8	4	0
Justin Herbert	4	-5	-1.3	-1	0
TOTAL	27	81	3.0	20T	2

RECEIVING	NO	YDS	AVG	LG	TD
Mike Williams	7	120	17.1	50	0
Austin Ekeler	6	49	8.2	21	1
Gerald Everett	5	61	12.2	18t	1
Sony Michel	3	16	5.3	9	0
Michael Bandy	2	49	24.5	25	0
DeAndre Carter	2	16	8.0	14	0
Joshua Palmer	1	25	25.0	25	0
Tre' McKitty	1	4	4.0	4	0
TOTAL	27	340	12.6	50	2

TOP DEFENSE	TOT	SOLO	AST	SCK	YDS	INT
Drue Tranquill	11	5	6	0.0	0.0	0
Derwin James Jr.	7	3	4	0.0	0.0	0
Asante Samuel Jr.	5	5	0	0.0	0.0	0

FIELD GOALS	FGM/FGA	PERCENT	RESULTS
Dustin Hopkins	2-2	100.0	23G, 37G
TOTAL	2-2	100.0	

HOUSTON TEXANS

PASSING	ATT	CP	YDS	SK/YD	TD	LG	INT	RTG
Davis Mills	35	26	246	4/31	2	58	2	88.5
TOTAL	35	26	246	4/31	2	58	2	88.5

RUSHING	ATT	YDS	AVG	LG	TD
Dameon Pierce	14	131	9.4	75t	1
TOTAL	14	131	9.4	75T	1

RECEIVING	NO	YDS	AVG	LG	TD
Brandin Cooks	7	57	8.1	20	1
Dameon Pierce	6	8	1.3	8	0
Rex Burkhead	5	39	7.8	13	1
Nico Collins	3	82	27.3	58	0
Jordan Akins	2	33	16.5	30	0
O.J. Howard	2	27	13.5	22	0
Mason Schreck	1	0	0.0	0	0
TOTAL	26	246	9.5	58	2

TOP DEFENSE	TOT	SOLO	AST	SCK	YDS	INT
Kamu Grugier-Hill	7	6	1	0.0	0.0	0
Steven Nelson	7	6	1	0.0	0.0	0
Jalen Pitre	7	3	4	0.0	0.0	0

FIELD GOALS	FGM/FGA	PERCENT	RESULTS
Ka'imi Fairbairn	1-2	50.0	46WL, 40G
TOTAL	1-2	50.0	

Team Statistics

	Chargers	Texans
First Downs	22	16
3rd-Down Eff. (Made/Att/Pct)	8/16/50%	4/12/33%
4th-Down Eff. (Made/Att/Pct)	1/2/50%	0/2/0%
Total Net Yards	419	346
Total Plays	67	53
Yards Per Play	6.3	6.5
Rushes/Net Yards	27/81	14/131
Net Passing	338	215
Pass Attempts/Completions	39/27	35/26
Had Intercepted	0	2
Sacked/Yards Lost	1/2	4/31
Punts/Average	4/46.3	3/52.0
Penalties/Yards	6/61	9/67
Fumbles/Lost	2/1	1/0
Possession Time	31:39	28:21

GAME SUMMARIES



WEEK 5

Houston Texans 13, Jacksonville Jaguars 6
60,018 TIAA Bank Field Oct 9, 2022



Houston Texans 0 6 0 7 — 13
Jacksonville Jaguars 3 3 0 0 — 6

SCORING DRIVES

TEAM	QTR	TIME	SCORING PLAY	HOU	JAX
Jaguars	1	01:22	R.Patterson 26 yd. Field Goal (11-60, 4:03)	0	3
Texans	2	12:24	K.Fairbairn 50 yd. Field Goal (8-44, 3:58)	3	3
Texans	2	03:23	K.Fairbairn 51 yd. Field Goal (8-30, 4:44)	6	3
Jaguars	2	00:06	R.Patterson 45 yd. Field Goal (9-51, 3:17)	6	6
Texans	4	03:11	D.Pierce 1 yd. run (K.Fairbairn kick) (12-74, 6:48)	13	6

HOUSTON TEXANS

PASSING	ATT	CP	YDS	SK/YD	TD	LG	INT	RTG
Davis Mills	24	16	140	1/8	0	23	0	81.9
TOTAL	24	16	140	1/8	0	23	0	81.9

RUSHING	ATT	YDS	AVG	LG	TD
Dameon Pierce	26	99	3.8	20	1
Rex Burkhead	3	15	5.0	9	0
Davis Mills	2	2	1.0	3	0
TOTAL	31	116	3.7	20	1

RECEIVING	NO	YDS	AVG	LG	TD
Nico Collins	4	65	16.3	23	0
Brandin Cooks	4	20	5.0	7	0
Dameon Pierce	3	14	4.7	11	0
Jordan Akins	2	22	11.0	11	0
Rex Burkhead	2	13	6.5	9	0
Mason Schreck	1	6	6.0	6	0
TOTAL	16	140	8.8	23	0

TOP DEFENSE	TOT	SOLO	AST	SCK	YDS	INT
Jalen Pitre	8	6	2	0.0	0.0	0
Christian Kirksey	8	5	3	0.0	0.0	0
Derek Stingley Jr.	7	6	1	0.0	0.0	1

FIELD GOALS	FGM/FGA	PERCENT	RESULTS
Ka'imi Fairbairn	2-2	100.0	50G, 51G
TOTAL	2-2	100.0	

JACKSONVILLE JAGUARS

PASSING	ATT	CP	YDS	SK/YD	TD	LG	INT	RTG
Trevor Lawrence	47	25	286	0/0	0	37	2	54.0
TOTAL	47	25	286	0/0	0	37	2	54.0

RUSHING	ATT	YDS	AVG	LG	TD
Travis Etienne Jr.	10	71	7.1	30	0
Trevor Lawrence	4	29	7.3	12	0
James Robinson	10	27	2.7	9	0
JaMyca Hasty	1	6	6.0	6	0
Jamal Agnew	1	3	3.0	3	0
TOTAL	26	136	5.2	30	0

RECEIVING	NO	YDS	AVG	LG	TD
Marvin Jones Jr.	7	104	14.9	37	0
Evan Engram	6	69	11.5	28	0
Travis Etienne Jr.	3	43	14.3	20	0
Zay Jones	3	12	4.0	7	0
Chris Manhertz	2	15	7.5	12	0
James Robinson	2	12	6.0	10	0
Dan Arnold	1	20	20.0	20	0
Christian Kirk	1	11	11.0	6	0
TOTAL	25	286	11.4	37	0

TOP DEFENSE	TOT	SOLO	AST	SCK	YDS	INT
Rayshawn Jenkins	12	7	5	0.0	0.0	0
Devin Lloyd	11	6	5	0.0	0.0	0
Foyesade Oluokun	8	6	2	1.0	8.0	0

FIELD GOALS	FGM/FGA	PERCENT	RESULTS
Riley Patterson	2-2	100.0	26G, 45G
TOTAL	2-2	100.0	

Team Statistics

	Texans	Jaguars
First Downs	15	22
3rd-Down Eff. (Made/Att/Pct)	5/13/38%	6/14/43%
4th-Down Eff. (Made/Att/Pct)	0/0/0%	0/3/0%
Total Net Yards	248	422
Total Plays	56	73
Yards Per Play	4.4	5.8
Rushes/Net Yards	31/116	26/136
Net Passing	132	286
Pass Attempts/Completions	24/16	47/25
Had Intercepted	0	2
Sacked/Yards Lost	1/8	0/0
Punts/Average	6/48.8	3/53.0
Penalties/Yards	4/25	6/48
Fumbles/Lost	0/0	0/0
Possession Time	31:47	28:13

GAME SUMMARIES



WEEK 7

Houston Texans 20, Las Vegas Raiders 38
61,228 Allegiant Stadium Oct 23, 2022



Houston Texans	0	10	10	0	—	20
Las Vegas Raiders	3	7	7	21	—	38

SCORING DRIVES

TEAM	QTR	TIME	SCORING PLAY	HOU	LV
Raiders	1	09:54	D.Carlson 50 yd. Field Goal (11-44, 5:06)	0	3
Texans	2	11:17	C.Moore 13 yd. pass from D.Mills (K.Fairbairn kick) (13-62, 6:22)	7	3
Texans	2	04:57	K.Fairbairn 55 yd. Field Goal (7-43, 2:31)	10	3
Raiders	2	00:25	M.Hollins 26 yd. pass from D.Carr (D.Carlson kick) (10-82, 4:32)	10	10
Texans	3	10:59	K.Fairbairn 35 yd. Field Goal (8-67, 4:01)	13	10
Raiders	3	05:48	J.Jacobs 4 yd. run (D.Carlson kick) (10-75, 5:11)	13	17
Texans	3	03:14	P.Dorsett 25 yd. pass from D.Mills (K.Fairbairn kick) (6-74, 2:34)	20	17
Raiders	4	13:32	J.Jacobs 7 yd. run (D.Carlson kick) (7-76, 4:42)	20	24
Raiders	4	07:06	J.Jacobs 15 yd. run (D.Carlson kick) (7-81, 4:15)	20	31
Raiders	4	03:26	D.Harmon 73 yd. interception return (D.Carlson kick)	20	38

HOUSTON TEXANS

PASSING	ATT	CP	YDS	SK/YD	TD	LG	INT	RTG
Davis Mills	41	28	302	1/6	2	39	1	95.8
TOTAL	41	28	302	1/6	2	39	1	95.8

RUSHING	ATT	YDS	AVG	LG	TD
Dameon Pierce	20	92	4.6	22	0
Rex Burkhead	2	8	4.0	4	0
Dare Ogunbowale	1	8	8.0	8	0
TOTAL	23	108	4.7	22	0

RECEIVING	NO	YDS	AVG	LG	TD
Dare Ogunbowale	5	54	10.8	23	0
Rex Burkhead	5	11	2.2	5	0
Brandin Cooks	4	46	11.5	24	0
Dameon Pierce	4	25	6.3	11	0
Jordan Akins	3	68	22.7	39	0
Nico Collins	3	33	11.0	15	0
Phillip Dorsett	2	45	22.5	25t	1
Chris Moore	2	20	10.0	13t	1
TOTAL	28	302	10.8	39	2

TOP DEFENSE	TOT	SOLO	AST	SCK	YDS	INT
Jonathan Owens	10	9	1	0.0	0.0	0
Christian Kirksey	9	8	1	0.0	0.0	0
Desmond King II	5	5	0	0.0	0.0	0

FIELD GOALS	FGM/FGA	PERCENT	RESULTS
Ka'imi Fairbairn	2-3	66.7	39WR, 55G, 35G
TOTAL	2-3	66.0	

LAS VEGAS RAIDERS

PASSING	ATT	CP	YDS	SK/YD	TD	LG	INT	RTG
Derek Carr	27	21	241	1/5	1	27	0	116.2
TOTAL	27	21	241	1/5	1	27	0	116.2

RUSHING	ATT	YDS	AVG	LG	TD
Josh Jacobs	20	143	7.2	15t	3
DJ Turner	3	20	6.7	18	0
Zamir White	1	2	2.0	2	0
Derek Carr	3	-1	-0.3	0	0
TOTAL	27	164	6.1	18	3

RECEIVING	NO	YDS	AVG	LG	TD
Davante Adams	8	95	11.9	16	0
Hunter Renfrow	3	55	18.3	27	0
Foster Moreau	3	28	9.3	17	0
Josh Jacobs	3	12	4.0	5	0
Mack Hollins	2	44	22.0	26t	1
Ameer Abdullah	2	7	3.5	5	0
TOTAL	21	241	11.5	27	1

TOP DEFENSE	TOT	SOLO	AST	SCK	YDS	INT
Divine Deablo	11	6	5	0.0	0.0	0
Johnathan Abram	8	6	2	0.0	0.0	0
Duron Harmon	6	5	1	0.0	0.0	1

FIELD GOALS	FGM/FGA	PERCENT	RESULTS
Daniel Carlson	1-1	100.0	50G
TOTAL	1-1	100.0	

Team Statistics

	Texans	Raiders
First Downs	21	25
3rd-Down Eff. (Made/Att/Pct)	9/15/60%	4/9/44%
4th-Down Eff. (Made/Att/Pct)	1/2/50%	1/1/100%
Total Net Yards	404	400
Total Plays	65	55
Yards Per Play	6.2	7.3
Rushes/Net Yards	23/108	27/164
Net Passing	296	236
Pass Attempts/Completions	41/28	27/21
Had Intercepted	1	0
Sacked/Yards Lost	1/6	1/5
Punts/Average	1/55.0	2/46.5
Penalties/Yards	3/14	5/44
Fumbles/Lost	0/0	2/0
Possession Time	29:17	30:43

GAME SUMMARIES



WEEK 8

Tennessee Titans 17, Houston Texans 10
68,467 NRG Stadium Oct 30, 2022



Tennessee Titans	0	7	7	3	—	17
Houston Texans	0	3	0	7	—	10

SCORING DRIVES

TEAM	QTR	TIME	SCORING PLAY	TEN	HOU
Texans	2	10:40	K.Fairbairn 43 yd. Field Goal (4--13, 1:11)	0	3
Titans	2	04:20	D.Henry 29 yd. run (R.Bullock kick) (3-37, 0:53)	7	3
Titans	3	06:31	D.Henry 1 yd. run (R.Bullock kick) (9-65, 6:19)	14	3
Titans	4	11:08	R.Bullock 29 yd. Field Goal (12-81, 7:16)	17	3
Texans	4	00:17	D.Pierce 3 yd. pass from D.Mills (K.Fairbairn kick) (12-90, 3:46)	17	10

TENNESSEE TITANS

PASSING	ATT	CP	YDS	SK/YD	TD	LG	INT	RTG
Malik Willis	10	6	55	3/15	0	16	1	35.4
TOTAL	10	6	55	3/15	0	16	1	35.4

RUSHING	ATT	YDS	AVG	LG	TD
Derrick Henry	32	219	6.8	41	2
Dontrell Hilliard	8	83	10.4	30	0
Malik Willis	5	12	2.4	6	0
TOTAL	45	314	7.0	41	2

RECEIVING	NO	YDS	AVG	LG	TD
Robert Woods	2	26	13.0	16	0
Dontrell Hilliard	1	12	12.0	12	0
Derrick Henry	1	9	9.0	9	0
Austin Hooper	1	5	5.0	5	0
Chig Okonkwo	1	3	3.0	3	0
TOTAL	6	55	9.2	16	0

TOP DEFENSE	TOT	SOLO	AST	SCK	YDS	INT
David Long Jr.	8	6	2	0.0	0.0	0
Roger McCreary	6	4	2	0.0	0.0	0
Kevin Byard	4	3	1	0.0	0.0	0

FIELD GOALS	FGM/FGA	PERCENT	RESULTS
Randy Bullock	1-2	50.0	48WR, 29G
TOTAL	1-2	50.0	

HOUSTON TEXANS

PASSING	ATT	CP	YDS	SK/YD	TD	LG	INT	RTG
Davis Mills	29	17	152	3/34	1	44	1	69.9
Rex Burkhead	1	0	0	0/0	0	0	0	39.6
TOTAL	30	17	152	3/34	1	44	1	67.6

RUSHING	ATT	YDS	AVG	LG	TD
Dameon Pierce	15	35	2.3	16	0
Davis Mills	3	8	2.7	6	0
TOTAL	18	43	2.4	16	0

RECEIVING	NO	YDS	AVG	LG	TD
Brandin Cooks	4	73	18.3	44	0
Dameon Pierce	3	16	5.3	7	1
O.J. Howard	2	24	12.0	24	0
Brevin Jordan	2	19	9.5	16	0
Troy Hairston	2	7	3.5	5	0
Phillip Dorsett	1	6	6.0	6	0
Jordan Akins	1	5	5.0	5	0
Rex Burkhead	1	2	2.0	2	0
Dare Ogunbowale	1	0	0.0	0	0
TOTAL	17	152	8.9	44	1

TOP DEFENSE	TOT	SOLO	AST	SCK	YDS	INT
Christian Harris	7	5	2	0.0	0.0	0
Eric Murray	6	5	1	0.0	0.0	0
Jalen Pitre	6	5	1	0.0	0.0	0

FIELD GOALS	FGM/FGA	PERCENT	RESULTS
Ka'imi Fairbairn	1-1	100.0	43G
TOTAL	1-1	100.0	

Team Statistics

	Titans	Texans
First Downs	16	10
3rd-Down Eff. (Made/Att/Pct)	4/12/33%	2/14/14%
4th-Down Eff. (Made/Att/Pct)	1/1/100%	2/2/100%
Total Net Yards	354	161
Total Plays	58	51
Yards Per Play	6.1	3.2
Rushes/Net Yards	45/314	18/43
Net Passing	40	118
Pass Attempts/Completions	10/6	30/17
Had Intercepted	1	1
Sacked/Yards Lost	3/15	3/34
Punts/Average	5/48.4	8/46.8
Penalties/Yards	6/35	6/45
Fumbles/Lost	1/1	0/0
Possession Time	34:48	25:12

GAME SUMMARIES



WEEK 9

Philadelphia Eagles 29, Houston Texans 17
68,831 NRG Stadium Nov 3, 2022



Philadelphia Eagles	7	7	7	8	—	29
Houston Texans	7	7	3	0	—	17

SCORING DRIVES

TEAM	QTR	TIME	SCORING PLAY	PHI	HOU
Texans	1	09:37	T.Quitoriano 2 yd. pass from D.Mills (K.Fairbairn kick) (9-75, 5:23)	0	7
Eagles	1	01:33	M.Sanders 2 yd. run (J.Elliott kick) (18-91, 8:04)	7	7
Eagles	2	04:32	K.Gainwell 4 yd. run (J.Elliott kick) (10-79, 5:32)	14	7
Texans	2	00:37	C.Moore 13 yd. pass from D.Mills (K.Fairbairn kick) (7-75, 3:55)	14	14
Eagles	3	08:04	A.Brown 17 yd. pass from J.Hurts (J.Elliott kick) (2-17, 0:09)	21	14
Texans	3	01:15	K.Fairbairn 30 yd. Field Goal (12-63, 6:49)	21	17
Eagles	4	11:22	D.Goedert 4 yd. pass from J.Hurts (J.Hurts run) (10-75, 4:53)	27	17

PHILADELPHIA EAGLES

PASSING	ATT	CP	YDS	SK/YD	TD	LG	INT	RTG
Jalen Hurts	27	21	243	4/26	2	31	0	128.9
TOTAL	27	21	243	4/26	2	31	0	128.9

RUSHING	ATT	YDS	AVG	LG	TD
Miles Sanders	17	93	5.5	25	1
Jalen Hurts	9	23	2.6	14	0
Kenneth Gainwell	4	22	5.5	8	1
Boston Scott	1	5	5.0	5	0
TOTAL	31	143	4.6	25	2

RECEIVING	NO	YDS	AVG	LG	TD
Dallas Goedert	8	100	12.5	21	1
A.J. Brown	4	59	14.8	31	1
Kenneth Gainwell	3	16	5.3	8	0
Quez Watkins	2	25	12.5	23	0
DeVonta Smith	2	22	11.0	22	0
Jack Stoll	1	13	13.0	13	0
Zach Pascal	1	8	8.0	8	0
TOTAL	21	243	11.6	31	2

TOP DEFENSE	TOT	SOLO	AST	SCK	YDS	INT
Javon Hargrave	7	6	1	3.0	19.0	0
T.J. Edwards	7	5	2	0.0	0.0	0
Kyzir White	7	4	3	0.0	0.0	0

FIELD GOALS	FGM/FGA	PERCENT	RESULTS
Jake Elliott	0-1	0.0	54WR
TOTAL	0-1	0.0	

HOUSTON TEXANS

PASSING	ATT	CP	YDS	SK/YD	TD	LG	INT	RTG
Davis Mills	22	13	154	3/19	2	34	2	72.9
TOTAL	22	13	154	3/19	2	34	2	72.9

RUSHING	ATT	YDS	AVG	LG	TD
Dameon Pierce	27	139	5.1	36	0
Davis Mills	3	18	6.0	8	0
Rex Burkhead	1	9	9.0	9	0
Chris Moore	1	2	2.0	2	0
TOTAL	32	168	5.3	36	0

RECEIVING	NO	YDS	AVG	LG	TD
Chris Moore	4	43	10.8	25	1
Phillip Dorsett	3	69	23.0	34	0
O.J. Howard	1	14	14.0	14	0
Tyron Johnson	1	8	8.0	8	0
Jalen Camp	1	7	7.0	7	0
Rex Burkhead	1	6	6.0	6	0
Brevin Jordan	1	5	5.0	5	0
Teagan Quitoriano	1	2	2.0	2t	1
TOTAL	13	154	11.8	34	2

TOP DEFENSE	TOT	SOLO	AST	SCK	YDS	INT
Jonathan Owens	10	7	3	0.0	0.0	0
Jalen Pitre	9	7	2	0.0	0.0	0
Christian Kirksey	7	5	2	0.0	0.0	0

FIELD GOALS	FGM/FGA	PERCENT	RESULTS
Ka'imi Fairbairn	1-1	100.0	30G
TOTAL	1-1	100.0	

Team Statistics

	Eagles	Texans
First Downs	24	20
3rd-Down Eff. (Made/Att/Pct)	5/10/50%	2/9/22%
4th-Down Eff. (Made/Att/Pct)	2/2/100%	0/0/0%
Total Net Yards	360	303
Total Plays	62	57
Yards Per Play	5.8	5.3
Rushes/Net Yards	31/143	32/168
Net Passing	217	135
Pass Attempts/Completions	27/21	22/13
Had Intercepted	0	2
Sacked/Yards Lost	4/26	3/19
Punts/Average	3/49.7	4/52.0
Penalties/Yards	4/31	4/28
Fumbles/Lost	2/1	0/0
Possession Time	28:13	31:47

Texans vs. Eagles

National Football League Game Summary

NFL Copyright © 2022 by The National Football League. All rights reserved. This summary and play-by-play is for the express purpose of assisting media in their coverage of the game; any other use of this material is prohibited without the written permission of the National Football League.

Date: Thursday, 11/3/2022

Philadelphia Eagles at Houston Texans

Start Time: 7:15 PM CDT

at NRG Stadium, Houston, TX

Game Day Weather

Game Weather: Clear

Temp: 78° F (25.6° C) Humidity: 61%, Wind: SE 15 mph

Played Retractable Roof - Closed on Turf: Artificial

Outdoor Weather: Clear,

Officials

Referee: Wrolstad, Craig (4)

Umpire: Stritesky, Bruce (102)

Down Judge: Mello, Jim (48)

Line Judge: Sutter, Tripp (37)

Field Judge: Shears, Jeff (60)

Side Judge: Washington, Keith (7)

Back Judge: Bell, Grantis (27)

Replay Official: Stine, Kevin (0)

Lineups

Philadelphia Eagles				Houston Texans			
Offense		Defense		Offense		Defense	
RB	26 M.Sanders	DE	94 J.Sweat	WR	18 T.Johnson	DE	92 R.Green
WR	6 D.Smith	DT	97 J.Hargrave	WR	15 C.Moore	DL	93 K.Hinish
LT	68 J.Mailata	DT	91 F.Cox	WR	4 P.Dorsett	DL	90 J.Johnson
LG	69 L.Dickerson	SAM	7 H.Reddick	LT	78 L.Tunsil	DL	55 J.Hughes
C	62 J.Kelce	LB	43 K.White	LG	59 K.Green	LB	48 C.Harris
RG	56 I.Seumalo	MIKE	57 T.Edwards	C	54 S.Quessenberry	LB	58 C.Kirksey
RT	65 L.Johnson	CB	29 A.Maddox	RG	60 A.Cann	CB	21 S.Nelson
TE	88 D.Goedert	CB	24 J.Bradberry	RT	71 T.Howard	CB	24 D.Stingley
TE	89 J.Stoll	S	22 M.Epps	TE	83 O.Howard	S	36 J.Owens
WR	11 A.Brown	S	23 C.Gardner-Johnson	QB	10 D.Mills	S	5 J.Pitre
QB	1 J.Hurts	CB	2 D.Slay	RB	31 D.Pierce	LB	32 G.Wallow

Substitutions

WR 3 Z.Pascal, K 4 J.Elliott, P 8 A.Siposs, RB 14 K.Gainwell, WR 16 Q.Watkins, LB 17 N.Dean, WR 18 B.Covey, CB 27 Z.McPhearson, CB 28 J.Jobbe, S 32 R.Blankenship, RB 35 B.Scott, S 42 K.Wallace, LS 45 R.Lovato, LB 48 P.Johnson, C/G 51 C.Jurgens, LB 54 S.Bradley, DE 55 B.Graham, LB 58 K.Johnson, T/G 63 J.Driscoll, DT 73 M.Wilson, T 77 A.Dillard, TE 81 G.Calcaterra, DT 93 M.Williams, DT 95 M.Tuipulotu, DE 98 R.Quinn

Substitutions

DB 1 T.Smith, DB 2 T.Thomas, K 7 K.Fairbairn, TE 9 B.Jordan, P 11 C.Johnston, WR 17 J.Camp, DB 23 E.Murray, DB 25 D.King, RB 28 R.Burkhead, DB 29 M.Stewart, RB 33 D.Ogunbowale, FB 34 T.Hairston, LB 44 J.Reeves-Maybin, DL 45 O.Okoronkwo, LS 46 J.Weeks, LB 49 J.Hansen, LB 53 B.Cashman, DL 56 T.Booker, OL 62 K.McDermott, OL 67 C.Heck, TE 84 T.Quitoriano, TE 88 J.Akins, DL 91 R.Lopez, DL 97 M.Addison

Did Not Play

QB 10 G.Minshew

Did Not Play

QB 3 K.Allen, OL 79 J.Morrissey

Not Active

QB 19 I.Book, CB 33 J.Scott, RB 34 T.Sermon, G 61 J.Sills, G 78 I.Opeta

Not Active

WR 12 N.Collins, WR 13 B.Cooks, DB 20 I.Yiadom, LB 43 N.Hewitt, OL 64 J.McCray, OL 76 A.Deculus, DL 96 M.Collins

Field Goals (made () & missed)

J.Elliott	54WR	K.Fairbairn	(30)				
		1	2	3	4	OT	Total
VISITOR:	Philadelphia Eagles	7	7	7	8	0	29
HOME:	Houston Texans	7	7	3	0	0	17

Scoring Plays

Team	Qtr	Time	Play Description (Extra Point) (Drive Info)	Visitor	Home
Texans	1	9:37	T.Quitoriano 2 yd. pass from D.Mills (K.Fairbairn kick) (9-75, 5:23)	0	7
Eagles	1	1:33	M.Sanders 2 yd. run (J.Elliott kick) (18-91, 8:04)	7	7
Eagles	2	4:32	K.Gainwell 4 yd. run (J.Elliott kick) (10-79, 5:32)	14	7
Texans	2	0:37	C.Moore 13 yd. pass from D.Mills (K.Fairbairn kick) (7-75, 3:55)	14	14
Eagles	3	8:04	A.Brown 17 yd. pass from J.Hurts (J.Elliott kick) (2-17, 0:09)	21	14
Texans	3	1:15	K.Fairbairn 30 yd. Field Goal (12-63, 6:49)	21	17
Eagles	4	11:22	D.Goedert 4 yd. pass from J.Hurts (J.Hurts run) (10-75, 4:53)	29	17
Paid Attendance: 68,831				Time: 2:50	

Final Individual Statistics

Philadelphia Eagles

Houston Texans

RUSHING						RUSHING											
	ATT	YDS	AVG	LG	TD		ATT	YDS	AVG	LG	TD						
M.Sanders	17	93	5.5	25	1	D.Pierce	27	139	5.1	36	0						
J.Hurts	9	23	2.6	14	0	D.Mills	3	18	6.0	8	0						
K.Gainwell	4	22	5.5	8	1	R.Burkhead	1	9	9.0	9	0						
B.Scott	1	5	5.0	5	0	C.Moore	1	2	2.0	2	0						
Total	31	143	4.6	25	2	Total	32	168	5.3	36	0						
PASSING						PASSING											
	ATT	CMP	YDS	SK/YD	TD	LG	IN	RT		ATT	CMP	YDS	SK/YD	TD	LG	IN	RT
J.Hurts	27	21	243	4/26	2	31	0	128.9	D.Mills	22	13	154	3/19	2	34	2	72.9
Total	27	21	243	4/26	2	31	0	128.9	Total	22	13	154	3/19	2	34	2	72.9
PASS RECEIVING						PASS RECEIVING											
	TAR	REC	YDS	AVG	LG	TD		TAR	REC	YDS	AVG	LG	TD				
D.Goedert	9	8	100	12.5	21	1	C.Moore	5	4	43	10.8	25	1				
A.Brown	6	4	59	14.8	31	1	P.Dorsett	5	3	69	23.0	34	0				
K.Gainwell	3	3	16	5.3	8	0	O.Howard	2	1	14	14.0	14	0				
Q.Watkins	2	2	25	12.5	23	0	T.Johnson	1	1	8	8.0	8	0				
D.Smith	2	2	22	11.0	22	0	J.Camp	1	1	7	7.0	7	0				
J.Stoll	2	1	13	13.0	13	0	R.Burkhead	2	1	6	6.0	6	0				
Z.Pascal	1	1	8	8.0	8	0	B.Jordan	2	1	5	5.0	5	0				
							T.Quitoriano	1	1	2	2.0	2	1				
							T.Hairston	1	0	0	0.0	0	0				
							J.Akins	1	0	0	0.0	0	0				
Total	25	21	243	11.6	31	2	Total	21	13	154	11.8	34	2				
INTERCEPTIONS						INTERCEPTIONS											
	NO	YDS	AVG	LG	TD		NO	YDS	AVG	LG	TD						
C.Gardner-Johnson	1	25	25.0	25	0												
J.Bradberry	1	22	22.0	22	0												
Total	2	47	23.5	25	0	Total	0	0	0	0	0						
PUNTING						PUNTING											
	NO	YDS	AVG	NET	TB	IN20	LG		NO	YDS	AVG	NET	TB	IN20	LG		
A.Siposs	3	149	49.7	50.3	0	0	52	C.Johnston	4	208	52.0	40.0	2	1	67		
Total	3	149	49.7	50.3	0	0	52	Total	4	208	52.0	40.0	2	1	67		
PUNT RETURNS						PUNT RETURNS											
	NO	YDS	AVG	FC	LG	TD		NO	YDS	AVG	FC	LG	TD				
B.Covey	1	8	8.0	1	8	0	D.King	1	-2	-2.0	2	-2	0				
[TOUCHBACK]	2	0	0.0	0	0	0											
Total	1	8	8.0	1	8	0	Total	1	-2	-2.0	2	-2	0				
KICKOFF RETURNS						KICKOFF RETURNS											
	NO	YDS	AVG	FC	LG	TD		NO	YDS	AVG	FC	LG	TD				
B.Covey	2	30	15.0	0	16	0	[TOUCHBACK]	5	0	0.0	0	0	0				
[TOUCHBACK]	2	0	0.0	0	0	0											
Total	2	30	15.0	0	16	0	Total	0	0	0.0	0	0	0				

Philadelphia Eagles

FUMBLES	FUM	LOST	OWN-REC	YDS	TD	FORCED	OPP-REC	YDS	TD	OUT-BDS
J.Hurts	2	1	0	0	0	0	0	0	0	0
J.Kelce	0	0	1	0	0	0	0	0	0	0
Total	2	1	1	0	0	0	0	0	0	0

Houston Texans

FUMBLES	FUM	LOST	OWN-REC	YDS	TD	FORCED	OPP-REC	YDS	TD	OUT-BDS
C.Harris	0	0	0	0	0	1	0	0	0	0
S.Nelson	0	0	0	0	0	1	0	0	0	0
J.Johnson	0	0	0	0	0	0	1	0	0	0
Total	0	0	0	0	0	2	1	0	0	0

Final Team Statistics

	Visitor Eagles	Home Texans
TOTAL FIRST DOWNS	24	20
By Rushing	9	10
By Passing	14	8
By Penalty	1	2
THIRD DOWN EFFICIENCY	5-10-50.0%	2-9-22.2%
FOURTH DOWN EFFICIENCY	2-2-100.0%	0-0-0.0%
TOTAL NET YARDS	360	303
Total Offensive Plays (inc. times thrown passing)	62	57
Average gain per offensive play	5.8	5.3
NET YARDS RUSHING	143	168
Total Rushing Plays	31	32
Average gain per rushing play	4.6	5.3
Tackles for a loss-number and yards	4-9	3-5
NET YARDS PASSING	217	135
Times thrown - yards lost attempting to pass	4-26	3-19
Gross yards passing	243	154
PASS ATTEMPTS-COMPLETIONS-HAD INTERCEPTED	27-21-0	22-13-2
Avg gain per pass play (inc.# thrown passing)	7.0	5.4
KICKOFFS Number-In End Zone-Touchbacks	5-5-5	4-2-2
PUNTS Number and Average	3-49.7	4-52.0
Had Blocked	0	0
FGs - PATs Had Blocked	0-0	0-0
Net Punting Average	50.3	40.0
TOTAL RETURN YARDAGE (Not Including Kickoffs)	55	-2
No. and Yards Punt Returns	1-8	1--2
No. and Yards Kickoff Returns	2-30	0-0
No. and Yards Interception Returns	2-47	0-0
PENALTIES Number and Yards	4-31	4-28
FUMBLES Number and Lost	2-1	0-0
TOUCHDOWNS	4	2
Rushing	2	0
Passing	2	2
EXTRA POINTS Made-Attempts	4-4	2-2
Kicking Made-Attempts	3-3	2-2
Rushing Made-Attempts	1-1	0-0
FIELD GOALS Made-Attempts	0-1	1-1
RED ZONE EFFICIENCY	4-4-100%	2-4-50%
GOAL TO GO EFFICIENCY	3-3-100%	1-1-100%
SAFETIES	0	0
FINAL SCORE	29	17
TIME OF POSSESSION	28:13	31:47

Ball Possession And Drive Chart

Philadelphia Eagles

#	Time Recd	Time Lost	Time Poss	How Ball Obtained	Drive Began	# Play	Yds Gain	Yds Pen	Net Yds	1st Down	Last Scrm	How Given Up
1	9:37	1:33	8:04	Kickoff	PHI 9	18	83	8	91	7	* HST 2	Touchdown
2	12:59	12:09	0:50	Punt	PHI 20	3	46	0	46	2	HST 27	Fumble
3	10:04	4:32	5:32	Punt	PHI 21	10	79	0	79	5	* HST 4	Touchdown
4	0:37	0:00	0:37	Kickoff	PHI 25	5	39	0	39	2	HST 36	Missed FG
5	15:00	12:49	2:11	Kickoff	PHI 17	3	-2	0	-2	0	PHI 15	Punt
6	11:21	9:49	1:32	Punt	PHI 20	3	8	0	8	0	PHI 28	Punt
7	8:13	8:04	0:09	Interception	HST 17	2	17	0	17	1	* HST 17	Touchdown
8	1:15	11:22	4:53	Kickoff	PHI 25	10	75	0	75	6	* HST 4	Touchdown
9	8:15	5:58	2:17	Punt	PHI 10	3	2	0	2	0	PHI 12	Punt
10	2:08	0:00	2:08	Interception	PHI 25	6	13	-5	8	1	PHI 34	End of Game

(255) Average PHI 26

Houston Texans

#	Time Recd	Time Lost	Time Poss	How Ball Obtained	Drive Began	# Play	Yds Gain	Yds Pen	Net Yds	1st Down	Last Scrm	How Given Up
1	15:00	9:37	5:23	Kickoff	HST 25	9	75	0	75	5	* PHI 2	Touchdown
2	1:33	12:59	3:34	Kickoff	HST 25	5	23	-5	18	1	HST 43	Punt
3	12:09	10:04	2:05	Fumble	HST 35	4	9	0	9	1	HST 44	Punt
4	4:32	0:37	3:55	Kickoff	HST 25	7	75	0	75	4	* PHI 13	Touchdown
5	12:49	11:21	1:28	Punt	HST 36	3	7	-10	-3	0	HST 33	Punt
6	9:49	8:13	1:36	Punt	HST 20	3	4	0	4	0	HST 24	Interception
7	8:04	1:15	6:49	Kickoff	HST 25	12	63	0	63	4	* PHI 12	Field Goal
8	11:22	8:15	3:07	Kickoff	HST 25	6	9	15	24	2	HST 49	Punt
9	5:58	2:08	3:50	Punt	HST 38	9	38	3	41	3	* PHI 21	Interception

(254) Average HST 28

* inside opponent's 20

Time of Possession by Quarter

Visitor	Philadelphia Eagles	1st	2nd	3rd	4th	OT	Total
Home	Houston Texans	8:04	6:59	5:07	8:03		28:13
		6:56	8:01	9:53	6:57		31:47

Kickoff Drive No.-Start Average

Eagles: 4 - PHI 19

Texans: 5 - HST 25

Philadelphia Eagles vs Houston Texans
11/3/2022 at NRG Stadium

Final Defensive Statistics

Philadelphia Eagles

Regular Defensive Plays

Special Teams

Misc

	TKL	AST	COMB	SK	/ YDS	TFL	Q	IN	PD	FF	FR	TKL	AST	FF	FR	BL	TKL	AST	FF	FR
J.Hargrave	6	1	7	3	19	3	3	0	0	0	0	0	0	0	0	0	0	0	0	0
T.Edwards	5	2	7	0	0	1	0	0	0	0	0	0	0	0	0	0	0	0	0	0
K.White	4	3	7	0	0	0	0	0	0	0	0	0	0	0	0	0	0	0	0	0
M.Epps	2	3	5	0	0	0	0	0	0	0	0	0	0	0	0	0	0	0	0	0
J.Sweat	2	3	5	0	0	1	0	0	0	0	0	0	0	0	0	0	0	0	0	0
J.Bradberry	4	0	4	0	0	0	0	1	1	0	0	0	0	0	0	0	0	0	0	0
D.Slay	2	2	4	0	0	0	0	0	0	0	0	0	0	0	0	0	0	0	0	0
F.Cox	2	2	4	0	0	0	0	0	0	0	0	0	0	0	0	0	0	0	0	0
M.Wilson	2	2	4	0	0	0	0	0	0	0	0	0	0	0	0	0	0	0	0	0
A.Maddox	3	0	3	0	0	0	0	0	0	0	0	0	0	0	0	0	0	0	0	0
C.Gardner-Johnson	2	1	3	0	0	0	0	1	1	0	0	0	0	0	0	0	0	0	0	0
K.Wallace	2	1	3	0	0	0	0	0	0	0	0	0	0	0	0	0	0	0	0	0
M.Williams	2	0	2	0	0	0	0	0	0	0	0	0	0	0	0	0	0	0	0	0
H.Reddick	1	1	2	0	0	1	1	0	1	0	0	0	0	0	0	0	0	0	0	0
B.Graham	1	0	1	0	0	1	0	0	0	0	0	0	0	0	0	0	0	0	0	0
M.Tuipulotu	0	1	1	0	0	0	0	0	0	0	0	0	0	0	0	0	0	0	0	0
Z.McPhearson	0	0	0	0	0	0	0	0	0	0	0	1	0	0	0	0	0	0	0	0
J.Kelce	0	0	0	0	0	0	0	0	0	0	0	0	0	0	0	0	0	0	0	1
Total	40	22	62	3	19	7	4	2	3	0	0	1	0	0	0	0	0	0	0	1

TKL = Tackle AST = Assist COMB = Combined QH=QB Hit IN = Interception PD = Pass Defense FF = Forced Fumble FR = Fumble Recovery

Houston Texans

Regular Defensive Plays

Special Teams

Misc

	TKL	AST	COMB	SK	/ YDS	TFL	QH	IN	PD	FF	FR	TKL	AST	FF	FR	BL	TKL	AST	FF	FR
J.Owens	7	3	10	0	0	0	0	0	0	0	0	0	0	0	0	0	0	0	0	0
J.Pitre	7	2	9	0	0	0	0	0	0	0	0	0	0	0	0	0	0	0	0	0
C.Kirksey	5	2	7	0	0	1	1	0	0	0	0	0	0	0	0	0	0	0	0	0
S.Nelson	5	0	5	1	7	0	1	0	0	1	0	0	0	0	0	0	0	0	0	0
C.Harris	5	0	5	0	0	1	0	0	0	1	0	0	0	0	0	0	0	0	0	0
J.Hughes	4	1	5	2	15	2	2	0	0	0	0	0	0	0	0	0	0	0	0	0
D.King	4	0	4	0	0	2	0	0	0	0	0	0	0	0	0	0	0	0	0	0
K.Hinish	2	1	3	1	4	1	1	0	0	0	0	0	0	0	0	0	0	0	0	0
M.Stewart	1	2	3	0	0	0	0	0	0	0	0	0	0	0	0	0	0	0	0	0
T.Booker	2	0	2	0	0	0	0	0	0	0	0	0	0	0	0	0	0	0	0	0
J.Hansen	0	2	2	0	0	0	0	0	0	0	0	0	0	0	0	0	0	0	0	0
D.Stingley	1	0	1	0	0	0	0	0	0	0	0	0	0	0	0	0	0	0	0	0
M.Addison	1	0	1	0	0	0	0	0	0	0	0	0	0	0	0	0	0	0	0	0
O.Okoronkwo	1	0	1	0	0	0	0	0	0	0	0	0	0	0	0	0	0	0	0	0
J.Johnson	0	1	1	0	0	0	0	0	0	0	1	0	0	0	0	0	0	0	0	0
T.Thomas	0	1	1	0	0	0	0	0	0	0	0	1	0	0	0	0	0	0	0	0
G.Wallow	0	1	1	0	0	0	0	0	0	0	0	0	0	0	0	0	0	0	0	0
E.Murray	0	1	1	0	0	0	0	0	0	0	0	0	0	0	0	0	0	0	0	0
R.Green	0	0	0	0	0	0	0	0	1	0	0	0	0	0	0	0	0	0	0	0
D.Ogunbowale	0	0	0	0	0	0	0	0	0	0	0	1	0	0	0	0	0	0	0	0
B.Cashman	0	0	0	0	0	0	0	0	0	0	0	0	1	0	0	0	0	0	0	0
J.Reeves-Maybin	0	0	0	0	0	0	0	0	0	0	0	0	1	0	0	0	0	0	0	0
T.Quitoriano	0	0	0	0	0	0	0	0	0	0	0	0	0	0	0	0	1	0	0	0
D.Mills	0	0	0	0	0	0	0	0	0	0	0	0	0	0	0	0	1	0	0	0
Total	45	17	62	4	26	7	5	0	1	2	1	2	2	0	0	0	2	0	0	0

Philadelphia Eagles vs Houston Texans
11/3/2022 at NRG Stadium

First Half Summary

PERIOD SCORES

Eagles	7	7	=	14
Texans	7	7	=	14

TIME OF POSSESSION

Eagles	15:03
Texans	14:57

Scoring Plays

Team	Qtr	Time	Play Description (Extra Point) (Drive Info)	Visitor	Home
Texans	1	9:37	T.Quitoriano 2 yd. pass from D.Mills (K.Fairbairn kick) (9-75, 5:23)	0	7
Eagles	1	1:33	M.Sanders 2 yd. run (J.Elliott kick) (18-91, 8:04)	7	7
Eagles	2	4:32	K.Gainwell 4 yd. run (J.Elliott kick) (10-79, 5:32)	14	7
Texans	2	0:37	C.Moore 13 yd. pass from D.Mills (K.Fairbairn kick) (7-75, 3:55)	14	14

	Philadelphia Eagles	Houston Texans
TOTAL FIRST DOWNS	16	11
First Downs Rushing-Passing-by Penalty	6 - 9 - 1	6 - 5 - 0
THIRD DOWN EFFICIENCY	5-6-83.3%	2-4-50.0%
TOTAL NET YARDS	247	182
Total Offensive Plays	35	25
NET YARDS RUSHING	78	98
NET YARDS PASSING	169	84
Gross Yards Passing	176	90
Times thrown-yards lost attempting to pass	1-7	1-6
Pass Attempts-Completions-Had Intercepted	18 - 14 - 0	9 - 8 - 0
Punts-Number and Average	0 - 0-0	2 - 50-0
Penalties-Number and Yards	1 - 8	2 - 13
Fumbles-Number and Lost	1 - 1	0 - 0
Red Zone Efficiency	2-2-100%	2-2-100%
Average Drive Start	PHI 19	HST 28

Philadelphia Eagles										Houston Texans															
RUSHING					ATT	YDS	AVG	LG	TD	RUSHING					ATT	YDS	AVG	LG	TD						
M.Sanders					8	54	6.8	25	1	D.Pierce					13	88	6.8	36	0						
K.Gainwell					3	14	4.7	8	1	D.Mills					1	8	8.0	8	0						
J.Hurts					4	5	1.3	7	0	C.Moore					1	2	2.0	2	0						
B.Scott					1	5	5.0	5	0																
Total					16	78	4.9	25	2	Total					15	98	6.5	36	0						
PASSING					ATT	CMP	YDS	SK/YD	TD	LG	IN	RT	PASSING					ATT	CMP	YDS	SK/YD	TD	LG	IN	RT
J.Hurts					18	14	176	1/7	0	31	0	107.4	D.Mills					9	8	90	1/6	2	34	0	147.9
Total					18	14	176	1/7	0	31	0	107.4	Total					9	8	90	1/6	2	34	0	147.9
PASS RECEIVING					TAR	REC	YDS	AVG	LG	TD	PASS RECEIVING					TAR	REC	YDS	AVG	LG	TD				
D.Goedert					4	3	52	17.3	21	0	P.Dorsett					2	2	42	21.0	34	0				
K.Gainwell					3	3	16	5.3	8	0	O.Howard					2	1	14	14.0	14	0				
A.Brown					3	2	40	20.0	31	0	C.Moore					1	1	13	13.0	13	1				
Q.Watkins					2	2	25	12.5	23	0	T.Johnson					1	1	8	8.0	8	0				
D.Smith					2	2	22	11.0	22	0	R.Burkhead					1	1	6	6.0	6	0				
J.Stoll					2	1	13	13.0	13	0	B.Jordan					1	1	5	5.0	5	0				
Z.Pascal					1	1	8	8.0	8	0	T.Quitoriano					1	1	2	2.0	2	1				
Total					17	14	176	12.6	31	0	Total					9	8	90	11.3	34	2				

Philadelphia Eagles	Regular Defensive Plays												Special Teams					Misc			
	TKL	AST	COMB	SK	/ YDS	TFL	Q	IN	PD	FF	FR	TKL	AST	FF	FR	BL	TKL	AST	FF	FR	
J.Hargrave	3	1	4	1	6	1	1	0	0	0	0	0	0	0	0	0	0	0	0	0	
T.Edwards	2	2	4	0	0	0	0	0	0	0	0	0	0	0	0	0	0	0	0	0	
M.Wilson	2	2	4	0	0	0	0	0	0	0	0	0	0	0	0	0	0	0	0	0	
A.Maddox	3	0	3	0	0	0	0	0	0	0	0	0	0	0	0	0	0	0	0	0	
Total	10	5	15	1	6	1	1	0	0	0	0	0	0	0	0	0	0	0	0	0	

11/3/2022 at NRG Stadium[illegible]

Play By Play

First Quarter

11/3/2022

PHI wins the coin toss and elects to defer. HST elects to Receive, and PHI elects to defend the south goal.

J.Elliott kicks 65 yards from PHI 35 to end zone, Touchback.

Houston Texans at 15:00

1-10-HST 25	(15:00) (Shotgun) D.Pierce up the middle to HST 36 for 11 yards (C.Gardner-Johnson, D.Slay).	R1
<u>1-10-HST 36</u>	(14:28) D.Mills pass short right to P.Dorsett to HST 44 for 8 yards (D.Slay; M.Epps).	
2-2-HST 44	(13:52) (Shotgun) D.Pierce left tackle to HST 49 for 5 yards (T.Edwards; F.Cox).	R2
<u>1-10-HST 49</u>	(13:12) D.Pierce right end to PHI 48 for 3 yards (F.Cox).	
2-7-PHI 48	(12:36) C.Moore left end ran ob at PHI 46 for 2 yards (J.Bradberry).	
3-5-PHI 46	(11:56) (Shotgun) D.Mills pass short right to R.Burkhead to PHI 40 for 6 yards (C.Gardner-Johnson).	P3
<u>1-10-PHI 40</u>	(11:12) D.Mills pass deep left to P.Dorsett to PHI 6 for 34 yards (J.Bradberry).	P4
<u>1-6-PHI 6</u>	(10:24) D.Pierce left end to PHI 2 for 4 yards (T.Edwards, M.Wilson).	
2-2-PHI 2	(9:42) C.Heck reported in as eligible. D.Mills pass short left to T.Quitoriano for 2 yards, TOUCHDOWN.	P5
K.Fairbairn extra point is GOOD, Center-J.Weeks, Holder-C.Johnston.		

PHI 0 HST 7, 9 plays, 75 yards, 5:23 drive, 5:23 elapsed

K.Fairbairn kicks 62 yards from HST 35 to PHI 3. B.Covey to PHI 23 for 20 yards (D.Ogunbowale).

PENALTY on PHI-S.Bradley, Offensive Holding, 8 yards, enforced at PHI 17.

Philadelphia Eagles at 9:37, (1st play from scrimmage 9:33)

1-10-PHI 9	(9:33) (Shotgun) J.Hurts pass incomplete short right.	
2-10-PHI 9	(9:27) (Shotgun) J.Hurts pass incomplete short middle to D.Goedert.	
	PENALTY on HST-J.Pitre, Defensive Pass Interference, 8 yards, enforced at PHI 9 - No Play.	X1
<u>1-10-PHI 17</u>	(9:23) (Shotgun) M.Sanders left tackle to PHI 21 for 4 yards (C.Kirksey).	
2-6-PHI 21	(8:54) (No Huddle, Shotgun) J.Hurts pass incomplete deep middle to D.Goedert.	
3-6-PHI 21	(8:51) (Shotgun) J.Hurts pass short right to Q.Watkins to PHI 44 for 23 yards (J.Owens).	P2
<u>1-10-PHI 44</u>	(8:23) (No Huddle, Shotgun) J.Hurts pass short left to Q.Watkins ran ob at PHI 46 for 2 yards (D.Stingley).	
2-8-PHI 46	(7:49) (Shotgun) J.Hurts pass short left to D.Smith to PHI 46 for no gain (S.Nelson).	
3-8-PHI 46	(7:10) (Shotgun) J.Hurts pass short right to A.Brown to HST 45 for 9 yards (J.Owens).	P3
<u>1-10-HST 45</u>	(6:49) (No Huddle, Shotgun) J.Hurts pass short right to K.Gainwell to HST 37 for 8 yards (C.Kirksey).	
2-2-HST 37	(6:23) (No Huddle, Shotgun) K.Gainwell right tackle to HST 35 for 2 yards (K.Hinish).	R4
<u>1-10-HST 35</u>	(5:39) (Shotgun) J.Hurts pass incomplete deep left to A.Brown.	
2-10-HST 35	(5:32) (Shotgun) J.Hurts pass short right to J.Stoll to HST 22 for 13 yards (C.Kirksey).	P5
<u>1-10-HST 22</u>	(4:54) (No Huddle, Shotgun) J.Hurts pass incomplete short left to J.Stoll.	
2-10-HST 22	(4:49) (Shotgun) M.Sanders right tackle to HST 20 for 2 yards (T.Booker).	
3-8-HST 20	(4:05) (Shotgun) J.Hurts pass deep right to D.Goedert pushed ob at HST 4 for 16 yards (J.Pitre).	P6
<u>1-4-HST 4</u>	(3:44) (No Huddle, Shotgun) J.Hurts right tackle to HST 8 for -4 yards (D.King).	
2-8-HST 8	(3:04) (Shotgun) J.Hurts pass short right to K.Gainwell to HST 3 for 5 yards (C.Harris).	
3-3-HST 3	(2:17) (Shotgun) M.Sanders left guard to HST 2 for 1 yard (J.Pitre).	
4-2-HST 2	(1:36) (Shotgun) M.Sanders left guard for 2 yards, TOUCHDOWN.	R7
J.Elliott extra point is GOOD, Center-R.Lovato, Holder-A.Siposs.		

PHI 7 HST 7, 18 plays, 91 yards, 1 penalty, 8:04 drive, 13:27 elapsed

J.Elliott kicks 65 yards from PHI 35 to end zone, Touchback.

Houston Texans at 1:33

1-10-HST 25	(1:33) D.Pierce left guard to HST 30 for 5 yards (T.Edwards; J.Hargrave). HST-K.Green was injured during the play. His return is Probable.	
2-5-HST 30	(:58) (Shotgun) D.Pierce up the middle to HST 36 for 6 yards (J.Hargrave, F.Cox).	R6
<u>1-10-HST 36</u>	(:20) D.Pierce right end to HST 35 for -1 yards (H.Reddick).	

END OF QUARTER

	Score	Time Poss	First Downs				Efficiencies	
			R	P	X	T	3 Down	4 Down
Philadelphia Eagles	7	8:04	2	4	1	7	3/4	1/1
Houston Texans	7	6:56	3	3	0	6	1/1	0/0

Second Quarter

11/3/2022

Play By Play

Houston Texans continued.

- 2-11-HST 35 (15:00) (Shotgun) D.Mills pass short right to B.Jordan to HST 40 for 5 yards (J.Hargrave).
- 3-6-HST 40 (14:14) (Shotgun) *PENALTY on HST-L.Tunsil, False Start, 5 yards, enforced at HST 40 - No Play.*
- 3-11-HST 35 (13:48) (Shotgun) D.Mills scrambles left end to HST 43 for 8 yards (A.Maddox, K.Wallace).
- 4-3-HST 43 (13:07) C.Johnston punts 57 yards to end zone, Center-J.Weeks, Touchback.

Philadelphia Eagles at 12:59

- 1-10-PHI 20 (12:59) (Shotgun) J.Hurts pass short middle to A.Brown to HST 49 for 31 yards (J.Owens). P8
- 1-10-HST 49 (12:35) (No Huddle, Shotgun) J.Hurts pass short left to D.Smith pushed ob at HST 27 for 22 yards (S.Nelson) [C.Kirksey]. P9
- 1-10-HST 27 (12:16) (No Huddle, Shotgun) J.Hurts sacked at HST 35 for -8 yards (S.Nelson). FUMBLES (S.Nelson) [S.Nelson], touched at HST 34, RECOVERED by HST-J.Johnson at HST 35.

Houston Texans at 12:09

- 1-10-HST 35 (12:09) D.Mills pass short right to O.Howard ran ob at HST 49 for 14 yards (M.Epps). P7
- 1-10-HST 49 (11:34) (Shotgun) D.Mills pass incomplete short right to O.Howard.
- 2-10-HST 49 (11:30) D.Pierce left guard to 50 for 1 yard (K.White).
- 3-9-50 (10:52) (Shotgun) D.Mills sacked at HST 44 for -6 yards (J.Hargrave).
- 4-15-HST 44 (10:14) C.Johnston punts 43 yards to PHI 13, Center-J.Weeks. B.Covey to PHI 21 for 8 yards (T.Thomas).

Philadelphia Eagles at 10:04

- 1-10-PHI 21 (10:04) M.Sanders left end pushed ob at PHI 34 for 13 yards (J.Owens). R10
- 1-10-PHI 34 (9:28) M.Sanders left tackle pushed ob at HST 41 for 25 yards (J.Owens). R11
- 1-10-HST 41 (8:45) (Shotgun) B.Scott left end to HST 36 for 5 yards (J.Hansen; J.Pitre).
- 2-5-HST 36 (8:02) (Shotgun) J.Hurts pass short right to D.Goedert to HST 21 for 15 yards (T.Booker, J.Hansen). P12
- 1-10-HST 21 (7:36) (No Huddle, Shotgun) J.Hurts pass short left to Z.Pascal to HST 13 for 8 yards (J.Owens).
- 2-2-HST 13 (7:12) (No Huddle, Shotgun) M.Sanders up the middle to HST 12 for 1 yard (J.Hughes).
- 3-1-HST 12 (6:29) J.Hurts left end to HST 10 for 2 yards (C.Kirksey; J.Owens). R13
- 1-10-HST 10 (5:49) M.Sanders up the middle to HST 4 for 6 yards (J.Owens; K.Hinish).
- 2-4-HST 4 (5:22) (No Huddle, Shotgun) J.Hurts left end to HST 4 for no gain (J.Owens).
- 3-4-HST 4 (4:37) (Shotgun) **K.Gainwell up the middle for 4 yards, TOUCHDOWN.** R14
- J.Elliott extra point is GOOD, Center-R.Lovato, Holder-A.Siposs.

PHI 14 HST 7, 10 plays, 79 yards, 5:32 drive, 10:28 elapsed

J.Elliott kicks 65 yards from PHI 35 to end zone, Touchback.

Houston Texans at 4:32

- 1-10-HST 25 (4:32) D.Pierce left guard to HST 31 for 6 yards (M.Wilson).
- 2-4-HST 31 (3:53) D.Pierce right tackle to HST 34 for 3 yards (T.Edwards, M.Wilson). PHI-F.Cox was injured during the play.
- 3-1-HST 34 (3:22) (Shotgun) D.Pierce left guard to HST 37 for 3 yards (M.Williams). R8
- Timeout #1 by HST at 02:38.
- 1-10-HST 37 (2:38) (Shotgun) D.Pierce right tackle pushed ob at PHI 27 for 36 yards (A.Maddox). R9

Two-Minute Warning

- 1-10-PHI 27 (2:00) (Shotgun) D.Mills pass short left to T.Johnson to PHI 19 for 8 yards (A.Maddox).
- 2-2-PHI 19 (1:21) D.Pierce up the middle to PHI 13 for 6 yards (M.Wilson). R10
- 1-10-PHI 13 (:43) (Shotgun) **D.Mills pass incomplete short right to C.Moore.** P11
- The Replay Official reviewed the incomplete pass ruling, and the play was REVERSED.**
- (Shotgun) D.Mills pass short right to C.Moore for 13 yards, TOUCHDOWN.**
- K.Fairbairn extra point is GOOD, Center-J.Weeks, Holder-C.Johnston.

PHI 14 HST 14, 7 plays, 75 yards, 3:55 drive, 14:23 elapsed

K.Fairbairn kicks 65 yards from HST 35 to end zone, Touchback.

Philadelphia Eagles at 0:37

- 1-10-PHI 25 (:37) (Shotgun) K.Gainwell right guard to PHI 33 for 8 yards (S.Nelson, C.Kirksey).
- Timeout #1 by PHI at 00:31.
- 2-2-PHI 33 (:31) (Shotgun) J.Hurts pass short right to K.Gainwell to PHI 36 for 3 yards (S.Nelson). P15
- Timeout #2 by PHI at 00:24.
- 1-10-PHI 36 (:24) (Shotgun) J.Hurts pass deep right to D.Goedert ran ob at HST 43 for 21 yards (J.Pitre). P16
- 1-10-HST 43 (:19) (Shotgun) J.Hurts scrambles left guard to HST 36 for 7 yards (M.Addison).

Philadelphia Eagles vs Houston Texans at NRG Stadium

Timeout #3 by PHI at 00:03.

Timeout #2 by HST at 00:03.

2-3-HST 36 (:03) J.Elliott 54 yard field goal is No Good, Wide Right, Center-R.Lovato, Holder-A.Siposs.

END OF QUARTER

	Score	Time Poss	First Downs				Efficiencies	
			R	P	X	T	3 Down	4 Down
Philadelphia Eagles	14	6:59	4	5	0	9	2/2	0/0
Houston Texans	14	8:01	3	2	0	5	1/3	0/0

Third Quarter

11/3/2022

Play By Play

PHI elects to Receive, and HST elects to defend the South goal.

K.Fairbairn kicks 64 yards from HST 35 to PHI 1. B.Covey to PHI 17 for 16 yards (B.Cashman; J.Reeves-Maybin).

Philadelphia Eagles at 15:00, (1st play from scrimmage 14:56)

- 1-10-PHI 17 (14:56) (Shotgun) J.Hurts sacked at PHI 11 for -6 yards (J.Hughes).
- 2-16-PHI 11 (14:15) (Shotgun) M.Sanders left guard to PHI 24 for 13 yards (J.Owens; J.Pitre).
- 3-3-PHI 24 (13:36) (Shotgun) J.Hurts sacked at PHI 15 for -9 yards (J.Hughes).
- 4-12-PHI 15 (12:58) A.Siposs punts 47 yards to HST 38, Center-R.Lovato. D.King to HST 36 for -2 yards (Z.McPhearson).

Houston Texans at 12:49

- 1-10-HST 36 (12:49) D.Mills pass incomplete deep left to O.Howard (T.Edwards).
PENALTY on HST-B.Jordan, Offensive Holding, 10 yards, enforced at HST 36 - No Play.
- 1-20-HST 26 (12:42) D.Mills pass incomplete short left.
- 2-20-HST 26 (12:39) (Shotgun) D.Pierce up the middle to HST 24 for -2 yards (J.Sweat, C.Gardner-Johnson).
- 3-22-HST 24 (12:03) (Shotgun) D.Mills pass short right to C.Moore to HST 33 for 9 yards (D.Slay).
- 4-13-HST 33 (11:31) C.Johnston punts 67 yards to end zone, Center-J.Weeks, Touchback.

Philadelphia Eagles at 11:21

- 1-10-PHI 20 (11:21) M.Sanders right guard to PHI 29 for 9 yards (O.Okoronkwo, M.Stewart).
- 2-1-PHI 29 (10:45) M.Sanders up the middle to PHI 29 for no gain (C.Harris).
- 3-1-PHI 29 (10:05) (Shotgun) M.Sanders left guard to PHI 31 for 2 yards (E.Murray).
Houston challenged the runner was not down by contact ruling, and the play was REVERSED.
(Shotgun) M.Sanders left guard to PHI 28 for -1 yards (C.Kirksey).
- 4-2-PHI 28 (9:57) A.Siposs punts 52 yards to HST 20, Center-R.Lovato, fair catch by D.King.

Houston Texans at 9:49

- 1-10-HST 20 (9:49) D.Pierce left guard to HST 26 for 6 yards (J.Hargrave).
- 2-4-HST 26 (9:07) D.Pierce left tackle to HST 24 for -2 yards (B.Graham).
- 3-6-HST 24 (8:23) (Shotgun) D.Mills pass deep middle intended for C.Moore INTERCEPTED by C.Gardner-Johnson at HST 42. C.Gardner-Johnson ran ob at HST 17 for 25 yards (T.Quitioriano).

Philadelphia Eagles at 8:13

- 1-10-HST 17 (8:13) (Shotgun) J.Hurts pass incomplete short left to A.Brown (R.Green).
- 2-10-HST 17 (8:10) (Shotgun) J.Hurts pass deep left to A.Brown for 17 yards, TOUCHDOWN.
J.Elliott extra point is GOOD, Center-R.Lovato, Holder-A.Siposs.

P17

PHI 21 HST 14, 2 plays, 17 yards, 0:09 drive, 6:56 elapsed

J.Elliott kicks 65 yards from PHI 35 to end zone, Touchback.

Houston Texans at 8:04

- 1-10-HST 25 (8:04) D.Mills pass short right to C.Moore to HST 21 for -4 yards (T.Edwards, K.White) [H.Reddick].
- 2-14-HST 21 (7:22) (Shotgun) D.Mills pass short left to C.Moore to HST 46 for 25 yards (K.White).
- 1-10-HST 46 (6:42) D.Pierce left guard to HST 49 for 3 yards (K.White; M.Tuipulotu).
- 2-7-HST 49 (6:02) (Shotgun) D.Pierce up the middle to PHI 41 for 10 yards (M.Epps; J.Sweat).
- 1-10-PHI 41 (5:17) (Shotgun) D.Pierce right tackle to PHI 37 for 4 yards (K.White).
- 2-6-PHI 37 (4:40) D.Pierce left tackle to PHI 31 for 6 yards (J.Bradberry).
- 1-10-PHI 31 (4:01) D.Pierce right tackle to PHI 22 for 9 yards (D.Slay, M.Epps).
- 2-1-PHI 22 (3:18) R.Burkhead up the middle to PHI 13 for 9 yards (M.Epps).
- 1-10-PHI 13 (2:39) D.Pierce left tackle to PHI 13 for no gain (J.Sweat).
- 2-10-PHI 13 (2:06) (Shotgun) D.Pierce left guard to PHI 12 for 1 yard (J.Sweat; H.Reddick).
- 3-9-PHI 12 (1:24) (Shotgun) D.Mills pass incomplete short left to R.Burkhead.
- 4-9-PHI 12 (1:18) K.Fairbairn 30 yard field goal is GOOD, Center-J.Weeks, Holder-C.Johnston.

P12

R13

R14

R15

PHI 21 HST 17, 12 plays, 63 yards, 6:49 drive, 13:45 elapsed

K.Fairbairn kicks 65 yards from HST 35 to end zone, Touchback.

Philadelphia Eagles at 1:15

- 1-10-PHI 25 (1:15) J.Hurts pass short right to D.Goedert pushed ob at PHI 32 for 7 yards (J.Pitre).
- 2-3-PHI 32 (:34) J.Hurts scrambles left end ran ob at PHI 37 for 5 yards (J.Hughes).

R18

Philadelphia Eagles vs Houston Texans at NRG Stadium

END OF QUARTER

	Score	Time Poss	First Downs				Efficiencies	
			R	P	X	T	3 Down	4 Down
Philadelphia Eagles	21	5:07	1	1	0	2	0/2	0/0
Houston Texans	17	9:53	3	1	0	4	0/3	0/0

Fourth Quarter

11/3/2022

Play By Play

Philadelphia Eagles continued.

<u>1-10-PHI 37</u>	(15:00) M.Sanders right end pushed ob at PHI 43 for 6 yards (J.Pitre).	
2-4-PHI 43	(14:27) (No Huddle, Shotgun) J.Hurts pass short right to D.Goedert to HST 40 for 17 yards (D.King).	P19
<u>1-10-HST 40</u>	(13:50) (No Huddle, Shotgun) J.Hurts pass short right to D.Goedert to HST 30 for 10 yards (J.Pitre).	P20
<u>1-10-HST 30</u>	(13:12) (No Huddle, Shotgun) J.Hurts pass incomplete short right.	
2-10-HST 30	(13:05) (Shotgun) J.Hurts pass short middle to D.Goedert to HST 20 for 10 yards (C.Harris).	P21
<u>1-10-HST 20</u>	(12:36) (No Huddle, Shotgun) M.Sanders right tackle to HST 8 for 12 yards (J.Pitre).	R22
<u>1-8-HST 8</u>	(12:10) (No Huddle, Shotgun) M.Sanders left tackle to HST 4 for 4 yards (J.Johnson; T.Thomas).	
2-4-HST 4	(11:26) (Shotgun) J.Hurts pass short right to D.Goedert for 4 yards, TOUCHDOWN.	P23
	<i>(Kick formation) PENALTY on HST-K.Hinish, Neutral Zone Infraction, 5 yards, enforced at HST 15 - No Play.</i>	
	TWO-POINT CONVERSION ATTEMPT. J.Hurts rushes up the middle. ATTEMPT SUCCEEDS.	

PHI 29 HST 17, 10 plays, 75 yards, 4:53 drive, 3:38 elapsed
--

J.Elliott kicks 65 yards from PHI 35 to end zone, Touchback.

Houston Texans at 11:22

1-10-HST 25	(11:22) (Shotgun) D.Pierce left tackle to HST 27 for 2 yards (M.Williams, J.Sweat).	
2-8-HST 27	(10:44) D.Mills pass incomplete deep right to P.Dorsett.	
	<i>PENALTY on PHI-J.Hargrave, Roughing the Passer, 15 yards, enforced at HST 27 - No Play.</i>	X16
<u>1-10-HST 42</u>	(10:38) D.Pierce right end to HST 46 for 4 yards (F.Cox).	
2-6-HST 46	(9:54) (Shotgun) D.Mills scrambles up the middle to PHI 47 for 7 yards (T.Edwards).	R17
<u>1-10-PHI 47</u>	(9:12) (Shotgun) D.Mills pass incomplete short left to P.Dorsett.	
2-10-PHI 47	(9:08) D.Mills pass deep right to B.Jordan ran ob at PHI 28 for 19 yards. Philadelphia challenged the pass completion ruling, and the play was REVERSED. D.Mills pass incomplete deep right to B.Jordan.	
3-10-PHI 47	(9:03) (Shotgun) D.Mills sacked at HST 49 for -4 yards (J.Hargrave).	
4-14-HST 49	(8:22) C.Johnston punts 41 yards to PHI 10, Center-J.Weeks, fair catch by B.Covey.	

Philadelphia Eagles at 8:15

1-10-PHI 10	(8:15) M.Sanders left tackle to PHI 8 for -2 yards (C.Harris, G.Wallow).
2-12-PHI 8	(7:36) (Shotgun) J.Hurts sacked at PHI 4 for -4 yards (K.Hinish).
3-16-PHI 4	(6:50) (Shotgun) K.Gainwell up the middle to PHI 12 for 8 yards (M.Stewart, E.Murray).
4-8-PHI 12	(6:05) A.Siposs punts 50 yards to HST 38, Center-R.Lovato, fair catch by D.King.

Houston Texans at 5:58

1-10-HST 38	(5:58) D.Mills pass incomplete short left to T.Hairston.	
2-10-HST 38	(5:53) (Shotgun) D.Mills pass deep left to P.Dorsett to PHI 35 for 27 yards (K.Wallace).	P18
<u>1-10-PHI 35</u>	(5:27) (No Huddle, Shotgun) D.Pierce left tackle to PHI 28 for 7 yards (K.Wallace).	
2-3-PHI 28	(4:58) (No Huddle, Shotgun) D.Mills pass short left to J.Camp to PHI 21 for 7 yards (J.Bradberry).	P19
<u>1-10-PHI 21</u>	(4:25) (Shotgun) D.Pierce up the middle to PHI 18 for 3 yards (T.Edwards, K.White).	
2-7-PHI 18	(3:49) D.Mills scrambles up the middle to PHI 15 for 3 yards (K.White).	
3-4-PHI 15	(3:07) (Shotgun) D.Mills pass incomplete short left to R.Burkhead.	
	<i>PENALTY on PHI-K.White, Defensive Pass Interference, 3 yards, enforced at PHI 15 - No Play.</i>	X20
<u>1-10-PHI 12</u>	(3:03) (Shotgun) D.Mills pass incomplete short middle to J.Akins (H.Reddick).	
2-10-PHI 12	(2:59) (Shotgun) D.Mills sacked at PHI 21 for -9 yards (J.Hargrave).	
3-19-PHI 21	(2:17) (Shotgun) D.Mills pass deep left intended for P.Dorsett INTERCEPTED by J.Bradberry at PHI 3. J.Bradberry to PHI 25 for 22 yards (D.Mills).	
	<i>Penalty on HST-P.Dorsett, Illegal Shift, declined.</i>	

Philadelphia Eagles at 2:08

1-10-PHI 25	(2:08) M.Sanders left end to PHI 23 for -2 yards (D.King, J.Hughes).	
Two-Minute Warning		
2-12-PHI 23	(2:00) (Shotgun) J.Hurts pass short right to A.Brown to PHI 25 for 2 yards (D.King).	
	Timeout #1 by HST at 01:54.	
3-10-PHI 25	(1:54) (Shotgun) J.Hurts pass short right to D.Goedert pushed ob at PHI 40 for 15 yards (M.Stewart).	
	<i>PENALTY on PHI-J.Mailata, Ineligible Downfield Pass, 5 yards, enforced at PHI 25 - No Play.</i>	
3-15-PHI 20	(1:47) (Shotgun) J.Hurts right tackle to PHI 34 for 14 yards (C.Harris, M.Stewart). FUMBLES (C.Harris), recovered by PHI-J.Kelce at PHI 34.	

Philadelphia Eagles vs Houston Texans at NRG Stadium

Timeout #2 by HST at 01:36.

Timeout #1 by PHI at 01:36.

4-1-PHI 34 (1:36) J.Hurts up the middle to PHI 35 for 1 yard (C.Kirksey).

R24

1-10-PHI 35 (:55) J.Hurts kneels to PHI 34 for -1 yards.

2-11-PHI 34 (:30) J.Hurts kneels to PHI 33 for -1 yards.

END OF QUARTER

	Score	Time Poss	First Downs				Efficiencies	
			R	P	X	T	3 Down	4 Down
Philadelphia Eagles	29	8:03	2	4	0	6	0/2	1/1
Houston Texans	17	6:57	1	2	2	5	0/2	0/0

Miscellaneous Statistics Report

Philadelphia Eagles vs Houston Texans

11/3/2022 at NRG Stadium

Ten Longest Plays for Philadelphia Eagles

Yards	Qtr	Play Start	Play Description
31	2	1-10-PHI 20	(12:59) (Shotgun) J.Hurts pass short middle to A.Brown to HST 49 for 31 yards (J.Owens).
25	2	1-10-PHI 34	(9:28) M.Sanders left tackle pushed ob at HST 41 for 25 yards (J.Owens).
23	1	3-6-PHI 21	(8:51) (Shotgun) J.Hurts pass short right to Q.Watkins to PHI 44 for 23 yards (J.Owens).
22	2	1-10-HST 49	(12:35) (No Huddle, Shotgun) J.Hurts pass short left to D.Smith pushed ob at HST 27 for 22 yards (S.Nelson) [C.Kirksey].
21	2	1-10-PHI 36	(:24) (Shotgun) J.Hurts pass deep right to D.Goedert ran ob at HST 43 for 21 yards (J.Pitre).
17	3	2-10-HST 17	(8:10) (Shotgun) J.Hurts pass deep left to A.Brown for 17 yards, TOUCHDOWN.
17	4	2-4-PHI 43	(14:27) (No Huddle, Shotgun) J.Hurts pass short right to D.Goedert to HST 40 for 17 yards (D.King).
16	1	3-8-HST 20	(4:05) (Shotgun) J.Hurts pass deep right to D.Goedert pushed ob at HST 4 for 16 yards (J.Pitre).
15	2	2-5-HST 36	(8:02) (Shotgun) J.Hurts pass short right to D.Goedert to HST 21 for 15 yards (T.Booker, J.Hansen).
14	4	3-15-PHI 20	(1:47) (Shotgun) J.Hurts right tackle to PHI 34 for 14 yards (C.Harris, M.Stewart). FUMBLES (C.Harris), recovered by PHI-J.Kelce at PHI 34.

Ten Longest Plays for Houston Texans

Yards	Qtr	Play Start	Play Description
36	2	1-10-HST 37	(2:38) (Shotgun) D.Pierce right tackle pushed ob at PHI 27 for 36 yards (A.Maddox).
34	1	1-10-PHI 40	(11:12) D.Mills pass deep left to P.Dorsett to PHI 6 for 34 yards (J.Bradberry).
27	4	2-10-HST 38	(5:53) (Shotgun) D.Mills pass deep left to P.Dorsett to PHI 35 for 27 yards (K.Wallace).
25	3	2-14-HST 21	(7:22) (Shotgun) D.Mills pass short left to C.Moore to HST 46 for 25 yards (K.White).
14	2	1-10-HST 35	(12:09) D.Mills pass short right to O.Howard ran ob at HST 49 for 14 yards (M.Epps).
13	2	1-10-PHI 13	(:43) (Shotgun) D.Mills pass incomplete short right to C.Moore.
11	1	1-10-HST 25	(15:00) (Shotgun) D.Pierce up the middle to HST 36 for 11 yards (C.Gardner-Johnson, D.Slay).
10	3	2-7-HST 49	(6:02) (Shotgun) D.Pierce up the middle to PHI 41 for 10 yards (M.Epps; J.Sweat).
9	3	3-22-HST 24	(12:03) (Shotgun) D.Mills pass short right to C.Moore to HST 33 for 9 yards (D.Slay).
9	3	1-10-PHI 31	(4:01) D.Pierce right tackle to PHI 22 for 9 yards (D.Slay, M.Epps).

Touchdown Scoring Information

		Offense	Defense	Special Teams
VISITOR	Philadelphia Eagles	4	0	0
HOME	Houston Texans	2	0	0

Player Scoring Information

Club	Player	TD	Rush TD	Rec TD	KO TD	Punt TD	Int TD	Fum TD	Misc TD	FG	XP	2Pt Rush	2Pt Rec	Sfty	Points
PHI	M.Sanders	0	1	0	0	0	0	0	0	0	0	0	0	0	6
PHI	K.Gainwell	0	1	0	0	0	0	0	0	0	0	0	0	0	6
PHI	D.Goedert	0	0	1	0	0	0	0	0	0	0	0	0	0	6
PHI	A.Brown	0	0	1	0	0	0	0	0	0	0	0	0	0	6
PHI	J.Elliott	0	0	0	0	0	0	0	0	0	3	0	0	0	3
PHI	J.Hurts	0	0	0	0	0	0	0	0	0	0	1	0	0	2
HST	C.Moore	0	0	1	0	0	0	0	0	0	0	0	0	0	6
HST	T.Quitoriano	0	0	1	0	0	0	0	0	0	0	0	0	0	6
HST	K.Fairbairn	0	0	0	0	0	0	0	0	1	2	0	0	0	5

Possession Detail

	First Half		Second Half		Game	
	Visitor	Home	Visitor	Home	Visitor	Home
Largest Lead	7	7	12	0	12	7
Drives Leading	0	0	3	0	3	0
Time of Possession Leading	0:00	0:00	9:18	0:00	9:18	0:00
Largest Deficit	-7	-7	0	-12	-7	-12
Drives Trailing	1	1	0	3	1	4
Time of Possession Trailing	8:04	3:55	0:00	13:46	8:04	17:41
Times Score Tied Up		2		0		2
Lead Changes		2		1		3

Playtime Percentage

Percent of playtime per player on offense, defense and special teams (Unofficial)

Philadelphia Eagles

Houston Texans

		Offense		Defense		Special Teams				Offense		Defense		Special Teams	
I Seumalo	G	65	100%			4	17%	A Cann	G	60	100%			3	13%
J Mailata	T	65	100%			4	17%	L Tunsil	T	60	100%			3	13%
L Dickerson	G	65	100%			4	17%	T Howard	T	60	100%			3	13%
L Johnson	T	65	100%					S Quessenberry	C	60	100%				
J Kelce	C	65	100%					D Mills	QB	60	100%				
J Hurts	QB	65	100%					K Green	G	58	97%			3	13%
D Goedert	TE	59	91%					D Pierce	RB	47	78%				
D Smith	WR	58	89%					P Dorsett	WR	46	77%				
A Brown	WR	56	86%					C Moore	WR	44	73%				
M Sanders	RB	42	65%					B Jordan	TE	38	63%			1	4%
Q Watkins	WR	35	54%					O Howard	TE	26	43%			3	13%
J Stoll	TE	23	35%			11	48%	T Johnson	WR	25	42%				
Z Pascal	WR	20	31%			10	43%	T Quitoriano	TE	18	30%				
K Gainwell	RB	18	28%			2	9%	J Akins	TE	16	27%			4	17%
G Calcaterra	TE	7	11%			8	35%	J Camp	WR	15	25%				
B Scott	RB	5	8%					R Burkhead	RB	13	22%				
B Covey	WR	1	2%			8	35%	T Hairston	FB	10	17%			16	70%
C Jurgens	C	1	2%			4	17%	K McDermott	T	2	3%			3	13%
M Epps	SS			60	100%	10	43%	D Ogunbowale	RB	1	2%			16	70%
J Bradberry	CB			59	98%			C Heck	T	1	2%			3	13%
C Gardner-Johnson	SS			59	98%			D Stingley	CB			65	100%		
D Slay	CB			59	98%			S Nelson	CB			61	94%		
T Edwards	LB			56	93%	1	4%	C Harris	LB			57	88%		
K White	LB			53	88%	2	9%	C Kirksey	LB			57	88%		
F Cox	DT			42	70%	2	9%	J Pitre	FS			56	86%		
H Reddick	LB			41	68%	2	9%	J Owens	FS			50	77%	3	13%
J Hargrave	DT			41	68%	2	9%	R Green	DE			48	74%	4	17%
J Sweat	DE			35	58%	1	4%	J Hughes	DE			42	65%		
A Maddox	CB			29	48%	8	35%	D King	CB			41	63%	7	30%
M Tuipulotu	DT			26	43%	3	13%	J Johnson	DT			40	62%	4	17%
M Williams	DT			24	40%	3	13%	K Hinish	DT			40	62%	4	17%
B Graham	DE			23	38%	3	13%	M Addison	DE			28	43%		
M Wilson	DT			19	32%	3	13%	O Okoronkwo	DE			20	31%		
P Johnson	LB			14	23%	17	74%	R Lopez	DT			19	29%	7	30%
K Wallace	SS			12	20%	19	83%	G Wallow	LB			17	26%	9	39%
R Quinn	LB			7	12%	1	4%	T Booker	DT			17	26%		
N Dean	LB			1	2%	17	74%	M Stewart	SS			15	23%	20	87%
Z McPhearson	CB					19	83%	T Thomas	CB			11	17%	20	87%
S Bradley	LB					17	74%	E Murray	FS			9	14%	20	87%
K Johnson	LB					14	61%	J Reeves-Maybin	LB			8	12%	20	87%
J Jobe	CB					12	52%	J Hansen	LB			8	12%	16	70%
R Blankenship	SS					11	48%	B Cashman	LB			6	9%	20	87%
J Elliott	K					9	39%	T Smith	CB					20	87%
A Siposs	P					7	30%	C Johnston	P					7	30%
R Lovato	LS					7	30%								

A Dillard	T	4	17%	J Weeks	LS	7	30%
J Driscoll	T	4	17%	K Fairbairn	K	7	30%



HOUSTON
TEXANS

PLAYER BIOGRAPHIES



MARIO
ADDISON

97

DEFENSIVE LINEMAN

Ht: 6-3

DOB: 9/6/1987

Texans Season: 1

Acquired: FA-'22

Wt: 260

College: Troy

NFL Season: 12

TRANSACTIONS: Signed by the Chicago Bears as a college free agent on July 26, 2011...Released by the Bears on Nov. 21, 2011...Acquired via waivers by the Indianapolis Colts on Nov. 23, 2011...Released by the Colts on Oct. 1, 2012...Signed to the Colts practice squad on Oct. 2, 2012...Signed with Washington on Oct. 9, 2012...Released by Washington on Nov. 28, 2012...Signed to the Washington practice squad on Nov. 30, 2012...Signed with the Carolina Panthers on Dec. 4, 2012...Signed a contract extension with the Panthers on June 18, 2014...Signed a contract extension with the Panthers on Feb. 26, 2017...Signed with the Buffalo Bills as an unrestricted free agent on March 19, 2020...Signed with the Houston Texans on May 10, 2022...Placed on the reserve/injured list on Sept. 10, 2022...Placed on the reserve/injured - Designated for Return list on Oct. 5, 2022...Activated from the reserve/injured list on Oct. 8, 2022.

2022 (Houston 4/0):

- Placed on the reserve/injured list for the first four weeks of the season
- Made his Texans debut at Jacksonville (10/9) and has three tackles in four games

2021 (Buffalo 17/0, 2/0):

- Played in all 17 games and totaled 29 tackles (20 solo), 7.0 sacks, seven quarterback hits, eight tackles for loss and two forced fumbles
- Registered a sack and a forced fumble in the season opener vs. Pittsburgh (9/12)
- Notched three tackles (two solo), 1.0 sack, one quarterback hit and one tackle for loss vs. Miami (10/31)
- Recorded four tackles (two solo), 1.0 sack, one quarterback hit and two tackles for loss at New Orleans (11/25)
- Posted a season-high 2.0 sacks and tallied four tackles (all solo), one quarterback hit, one tackle for loss and one forced fumble vs. the N.Y. Jets (1/9/22)
- Logged one solo tackle in the Wild Card Round vs. New England (1/15/22)

2020 (Buffalo 15/7, 3/3):

- Appeared in 15 games (seven starts) and amassed 30 tackles (21 solo), 5.0 sacks, eight quarterback hits, seven tackles for loss and four passes defended
- Tallied three tackles (all solo), 1.0 sack, one quarterback hit and two tackles for loss in the season opener vs. the N.Y. Jets (9/13)

- Recorded a career-best two passes defended in addition to one tackle vs. the L.A. Rams (9/27)
- Logged four tackles (three solo), 1.0 sack, two quarterback hits and one tackle for loss vs. Kansas City (10/19)
- Notched four tackles (three solo), 1.0 sack, one quarterback hit and one tackle for loss vs. Seattle (11/8)
- Posted four tackles (two solo), 1.0 sack, one quarterback hit and one tackle for loss at Denver (12/19)
- Made three tackles (two solo) and one tackle for loss in the Wild Card Round vs. Indianapolis (1/9/21)
- Finished with two tackles (one solo), 1.0 sack, one quarterback hit and one forced fumble in the Divisional Round Game vs. Baltimore (1/16/21)
- Amassed a postseason single-game career-high five tackles (four solo) and two tackles for loss in the AFC Championship Game at Kansas City (1/24/21)

2019 (Carolina 15/15):

- Started all 15 games he appeared in and totaled 34 tackles (20 solo), 9.5 sacks, 14 quarterback hits, six tackles for loss and two forced fumbles
- Matched his single-game career high with 3.0 sacks and made three tackles (two solo), four quarterback hits and two tackles for loss at Arizona (9/22)
- Tallied four tackles (two solo) along with 2.0 sacks, two quarterback hits and two tackles for loss at Houston (9/29)
- Posted 1.0 sack, one forced fumble and two tackles (one solo) vs. Jacksonville (10/6)
- Amassed a single-game career-high seven tackles (four solo) as well as 1.5 sacks and three quarterback hits vs. Washington (12/1)

2018 (Carolina 16/16):

- Started all 16 games and finished with 35 tackles (20 solo), 9.0 sacks, 12 quarterback hits, 11 tackles for loss and two forced fumbles
- Made three tackles (one solo), 1.5 sacks, one quarterback hit and one forced fumble in the season opener vs. Dallas (9/9)
- Recorded four tackles (all solo), 1.0 sack, one quarterback hit and one tackle for loss at Washington (10/14)
- Set a single-game career high with 3.0 sacks along with a season-high five tackles (three solo), also tallying three quarterback hits, two tackles for loss and one forced fumble vs. Tampa Bay (11/4)



- ✦ Notched 1.0 sack in the season finale at New Orleans (12/30)

2017 (Carolina 16/16, 1/1):

- ✦ Started all 16 games and amassed career highs in tackles (44 total, 27 solo) and sacks (11.0), also posting 15 quarterback hits, 10 tackles for loss, two forced fumbles and one pass defended
- ✦ Notched four tackles (all solo), 1.0 sack, one quarterback hit and two tackles for loss vs. Buffalo (9/17)
- ✦ Made a season-high six tackles (two solo) along with 1.0 sack, one quarterback hit and one tackle for loss vs. New Orleans (9/24)
- ✦ Logged two tackles (one solo), 1.0 sack and one forced fumble at Detroit (10/8)
- ✦ Posted five tackles (three solo), 1.5 sacks, two quarterback hits and one tackle for loss at Tampa Bay (10/29)
- ✦ Finished with two tackles (both solo), 1.0 sack, three quarterback hits and one tackle for loss at New Orleans (12/3)
- ✦ Registered three tackles (two solo), 1.0 sack, one tackle for loss, one forced fumble and one pass defended vs. Minnesota (12/10)
- ✦ Made his first career postseason start in the Wild Card Round at New Orleans (1/7/18)

2016 (Carolina 14/1):

- ✦ Played in 14 games (one start) and totaled 26 tackles (22 solo), 9.5 sacks, 15 quarterback hits, 11 tackles for loss, two forced fumbles, one fumble recovery and one pass defended
- ✦ Notched three tackles (one solo), 1.0 sack and one quarterback hit vs. San Francisco (9/18)
- ✦ Posted three tackles (all solo), 2.0 sacks, two quarterback hits, three tackles for loss and one pass defended at the L.A. Rams (11/6)
- ✦ Made three tackles (two solo), 2.0 sacks, two quarterback hits, one tackle for loss, one forced fumble and one fumble recovery vs. New Orleans (11/17)
- ✦ Recorded a season-high four tackles (all solo) in addition to 1.0 sack, one quarterback hit and three tackles for loss

2015 (Carolina 14/0, 3/0):

- ✦ Appeared in 14 games and totaled 19 tackles (11 solo), 6.0 sacks, 17 quarterback hits, five tackles for loss and four special teams tackles
- ✦ Made a season-high 2.0 sacks and tallied two tackles (both solo), three quarterback hits, two tackles for loss and one special teams tackle at Jacksonville (9/13)
- ✦ Recorded two tackles (one solo), 1.5 sacks, two quarterback hits and one tackle for loss vs. Washington (11/22)
- ✦ Finished with a career-high five quarterback hits and notched 1.0 sack vs. Tampa Bay (1/3/16)
- ✦ Logged a quarterback hit in the Divisional Round Game vs. Seattle (1/17/16)
- ✦ Registered one solo tackle and one quarterback hit in the AFC Championship Game vs. Arizona (1/24/16)
- ✦ Made one special teams tackle in Super Bowl 50 vs. Denver (2/7/16), his first career Super Bowl appearance

2014 (Carolina 16/0, 2/0):

- ✦ Played in all 16 games and amassed 22 tackles (nine solo), 6.5 sacks, 14 quarterback hits, five tackles for loss, one forced fumble, two fumble recoveries and one special

teams tackle

- ✦ Posted a season-high 2.5 sacks as well as three tackles (two solo), four quarterback hits and two tackles for loss vs. Detroit (9/14)
- ✦ Logged 1.0 sack, two quarterback hits, one tackle for loss and two tackles (one solo) vs. Pittsburgh (9/21)
- ✦ Totaled a season-high four tackles (one solo) and recovered a fumble vs. New Orleans (10/30)
- ✦ Finished with three tackles (one solo), 1.0 sack, one quarterback hit and one tackle for loss in the Divisional Round Game at Seattle (1/10/15)

2013 (Carolina 16/2, 1/0):

- ✦ Played in all 16 games (two starts) for the first time in his career and made 13 tackles (seven solo), nine quarterback hits, one tackle for loss, one forced fumble, one fumble recovery and eight special teams tackles (six solo)
- ✦ Registered 0.5 sack and one special teams tackle at Arizona (10/6)
- ✦ Posted two tackles (both solo) and a forced fumble vs. Atlanta (11/3)
- ✦ Recovered a fumble and made two stops vs. New England (11/18)
- ✦ Notched a season-high four quarterback hits in addition to one solo tackle, 1.0 sack, one tackle for loss and one special teams tackle at Miami (11/24)
- ✦ Played in his first career postseason contest in the Divisional Round vs. San Francisco (1/12/14) and made one tackle

2012 (Indianapolis 3/0; Washington 5/0; Carolina 4/1):

- ✦ Played in three games for the Colts and totaled two special teams tackles
- ✦ Appeared in five games for Washington and registered three special teams stops
- ✦ Made four appearances including his first career start with the Panthers, finishing with four tackles (all solo), 1.0 sack, one quarterback hit, one forced fumble and one special teams tackle
- ✦ Logged his first career sack and forced a fumble at San Diego (12/16)
- ✦ Made three defensive tackles (all solo) and one special teams tackle vs. Oakland (12/23)

2011 (Chicago 3/0; Indianapolis 3/0):

- ✦ Appeared in three games for the Bears before being waived and acquired by the Colts, where he also played in three games and tallied five tackles (one solo)
- ✦ Played in his first NFL game with the Bears at New Orleans (9/18)
- ✦ Totaled a season-high four tackles in his first game with the Colts at New England (12/4)
- ✦ Made his first career solo tackle at Baltimore (12/11)

COLLEGE:

- ✦ Played two seasons (2009-10) at Troy (Ala.) University after playing two junior college seasons (2006-07) at Northeast Mississippi Community College in Booneville, Miss.
- ✦ Played in 25 games at Troy and totaled 70 tackles (48 solo), 12.0 sacks, 21.5 tackles for loss, three forced fumbles, one fumble recovery and one pass defended
- ✦ Had a breakout senior season (2010) and recorded 10.5 sacks, 15.5 tackles for loss, three forced fumbles and 47 tackles (35 solo)
- ✦ Redshirted his first season at Troy in 2008



✦ Played nine games as a sophomore at Northeast Mississippi and recorded 60 tackles (45 solo), 21.5 tackles for loss, 3.5 sacks, two forced fumbles and one pass defended

PERSONAL:

✦ Attended Tarrant (Ala.) High School, where he played running back, quarterback and defensive end and lettered

in varsity football and basketball all four years

✦ Initially played running back in high school but was moved to quarterback after an injury to the starting quarterback. After suffering a broken hand on his throwing arm, he changed positions to defensive end

✦ Was a two-time All-State, All-District, All-Area, All-Region and All-Metro selection

MARIO ADDISON'S NFL REGULAR SEASON DEFENSIVE STATISTICS

DATE	TEAM	GP	GS	TACKLES										INTERCEPTIONS					FUMBLES				ST					MISC	
				TK	S	A	TFL	YDS	SK	YDS	QBH	NO	YDS	LG	TD	PD	FF	FR	TD	YDS	TK	S	A	FF	FR	S	A		
2011	Bears	4	0	0	0	0	0	0	0.0	0.0	0	0	0	0	0	0	0	0	0	0	0	0	0	0	0	0			
Went from Chicago to Indianapolis.																													
2011	Colts	3	0	5	1	4	0	0	0.0	0.0	0	0	0	0	0	0	0	0	0	0	0	0	0	0	0	0			
2011	TOTAL	7	0	5	1	4	0	0	0.0	0.0	0	0	0	0	0	0	0	0	0	0	0	0	0	0	0	0			
2012	Colts	3	0	0	0	0	0	0	0.0	0.0	0	0	0	0	0	0	0	0	0	0	0	2	2	0	0	0			
Went from Indianapolis to Washington.																													
2012	Redskins	6	0	0	0	0	0	0	0.0	0.0	0	0	0	0	0	0	0	0	0	0	3	1	2	0	0	0			
Went from Washington to Carolina.																													
2012	Panthers	4	1	4	4	0	0	0	1.0	5.0	1	0	0	0	0	0	1	0	0	0	1	1	0	0	0	0			
2012	TOTAL	13	1	4	4	0	0	0	1.0	5.0	1	0	0	0	0	0	1	0	0	0	6	4	2	0	0	0			
2013	Panthers	16	2	13	7	6	1	12	2.5	20.5	9	0	0	0	0	0	1	1	0	0	8	6	2	0	0	0			
2014	Panthers	16	0	22	9	13	5	41	6.5	59.5	14	0	0	0	0	0	1	2	0	0	1	1	0	0	0	0			
2015	Panthers	14	0	19	11	8	5	27	6.0	35.0	17	0	0	0	0	0	0	0	0	4	4	0	0	0	0	0			
2016	Panthers	14	1	26	22	4	11	55	9.5	49.5	15	0	0	0	0	1	2	1	0	0	1	0	1	0	0	0			
2017	Panthers	16	16	44	27	17	10	60	11.0	70.5	15	0	0	0	0	1	2	0	0	0	0	0	0	0	0	0			
2018	Panthers	16	16	35	20	15	11	63	9.0	54.0	12	0	0	0	0	0	2	0	0	0	0	0	0	0	0	0			
2019	Panthers	15	15	34	20	14	6	34	9.5	53.5	14	0	0	0	0	0	2	0	0	0	0	0	0	0	0	0			
2020	Bills	15	7	30	21	9	7	24	5.0	24.0	8	0	0	0	0	4	0	0	0	0	0	0	0	0	0	0			
2021	Bills	17	0	29	20	9	8	40	7.0	44.0	7	0	0	0	0	0	2	0	0	0	0	0	0	0	0	0			
2022	Texans	4	0	3	1	2	0	0	0.0	0.0	0	0	0	0	0	0	0	0	0	0	0	0	0	0	0	0			
NFL TOTALS		163	58	264	163	101	64	356	67.0	415.5	112	0	0	0	0	6	13	4	0	0	20	15	5	0	0	0			

MARIO ADDISON'S NFL POSTSEASON DEFENSIVE STATISTICS

DATE	TEAM	GP	GS	TACKLES								INTERCEPTIONS						FUMBLES				ST						MISC	
				TK	S	A	TFL	YDS	SK	YDS	QBH	NO	YDS	LG	TD	PD	FF	FR	TD	YDS	TK	S	A	FF	FR	S	A		
2013	Panthers	1	0	1	0	1	0	0	0.0	0.0	0	0	0	0	0	0	0	0	0	0	0	0	0	0	0	0			
2014	Panthers	2	0	3	1	2	1	8	1.0	8.0	1	0	0	0	0	0	0	0	0	0	0	0	0	0	0	0			
2015	Panthers	3	0	1	0	1	0	0	0.0	0.0	2	0	0	0	0	0	0	0	0	0	1	1	0	0	0	0			
2017	Panthers	1	1	0	0	0	0	0	0.0	0.0	0	0	0	0	0	0	0	0	0	0	0	0	0	0	0	0			
2020	Bills	3	3	10	7	3	3	6	1.0	8.0	1	0	0	0	0	0	1	0	0	0	0	0	0	0	0	0			
2021	Bills	2	0	1	1	0	0	0	0.0	0.0	0	0	0	0	0	0	0	0	0	0	0	0	0	0	0	0			
NFL TOTALS		12	4	16	9	7	4	14	2.0	16.0	4	0	0	0	0	0	1	0	0	0	1	1	0	0	0	0			

SINGLE-GAME HIGHS: DEFENSIVE

Total Tackles 7 vs. Washington Redskins, Dec 01, 2019
Solo Tackles 4 vs. New York Jets, Jan 09, 2022
 ...4 more at 4.
Sacks 3.0 at Arizona Cardinals, Sep 22, 2019
 ...1 more at 3.0.
Passes Defensed 2 vs. Los Angeles Rams, Sep 27, 2020
Forced Fumbles 1 vs. New York Jets, Jan 09, 2022
 ...12 more at 1.

Fumble Recoveries 1 vs. New Orleans Saints, Nov 17, 2016
 ...3 more at 1.
Tackles For Loss 3 at Arizona Cardinals, Sep 22, 2019
 ...2 more at 3.
Safeties 1 vs. San Diego Chargers, Dec 11, 2016
Special Teams Tackles 2 at New York Giants, Dec 20, 2015
 ...3 more at 2.



SINGLE-GAME HIGHS - POSTSEASON: DEFENSIVE

Total Tackles	5 at Kansas City Chiefs, Jan 24, 2021	Forced Fumbles	1 vs. Baltimore Ravens, Jan 16, 2021
Solo Tackles	4 at Kansas City Chiefs, Jan 24, 2021	Tackles For Loss	2 at Kansas City Chiefs, Jan 24, 2021
Sacks	1.0 vs. Baltimore Ravens, Jan 16, 2021	Special Teams Tackles	1 at Denver Broncos, Feb 07, 2016
	...1 more at 1.0.		

2022 GAME-BY-GAME REGULAR-SEASON STATISTICS (TEXANS)

				TACKLES							INTERCEPTIONS					FUMBLES				ST				MISC					
W	DATE	OPPONENT	P/S	TK	S	A	SK	YDS	TFL	YDS	QBH	NO	YDS	LG	TD	PD	FF	FR	TD	YDS	TK	S	A	FF	FR	S	A	W/L	SCORE
01	09/11	Colts													RESERVE/INJURED												T	20-20	
02	09/18	at Broncos													RESERVE/INJURED												L	9-16	
03	09/25	at Bears													RESERVE/INJURED												L	20-23	
04	10/02	Chargers													RESERVE/INJURED												L	24-34	
05	10/09	at Jaguars	P	1	0	1	0.0	0.0	0	0	0	0	0	0	0	0	0	0	0	0	0	0	0	0	0	0	0	W	13-6
07	10/23	at Raiders	P	1	0	1	0.0	0.0	0	0	0	0	0	0	0	0	0	0	0	0	0	0	0	0	0	0	0	L	20-38
08	10/30	Titans	P	0	0	0	0.0	0.0	0	0	0	0	0	0	0	0	0	0	0	0	0	0	0	0	0	0	0	L	10-17
09	11/03	Eagles	P	1	1	0	0.0	0.0	0	0	0	0	0	0	0	0	0	0	0	0	0	0	0	0	0	0	0	L	17-29
2022 TOTALS			4-0	3	1	2	0.0	0.0	0	0	0	0	0	0	0	0	0	0	0	0	0	0	0	0	0	0	0	1-6-1	



JORDAN
AKINS

88
TIGHT END

Ht: 6-4

DOB: 4/19/1992

Texans Season: 5 NFL Season: 6

Acquired: FA-'22

Wt: 243

College: Central Florida

TRANSACTIONS: Selected by the Houston Texans with the 34th pick of the third round (98th overall) in the 2018 NFL Draft...Signed with the New York Giants on April 22, 2022...Released by the New York Giants on Aug. 24, 2022...Signed to the Texans practice squad on Aug. 31, 2022...Elevated from the practice squad to the active roster on Sept. 24, 2022...Elevated from the practice squad to the active roster on Oct. 1, 2022.

2022 (Houston 6/0):

- Has caught 11 passes for 159 yards (14.5 avg.) and one touchdown in 2022
- Started the season on the Texans practice squad
- Elevated to the active roster from the practice squad for the game at Chicago (9/25), where he caught a 4-yard touchdown pass from QB Davis Mills, the fourth touchdown reception of his career
- Posted a season-high 68 receiving yards at Las Vegas (10/23), which included a 39-yard reception, the second-longest of his career

2021 (Houston 13/3):

- Appeared in 13 games (three starts), hauling in 24 passes for 214 yards (8.9 avg.)
- Caught his first pass of the season for 17 yards at Cleveland (9/19)
- Recorded 41 receiving yards on four catches (10.3 avg.) at Indianapolis (10/17)
- Finished with a season-high 53 yards on five receptions (10.6 avg.) vs. the L.A. Rams (10/31), including a season-long catch of 31 yards that also marked the second-longest reception of his career

2020 (Houston 13/5):

- Saw action in 13 games (five starts) and totaled the most receptions (37) in a single season in his career
- Finished with two receptions for 39 yards (19.5 avg.) and one receiving touchdown, which was the third of his career, in Week 1 at Kansas City (9/10)
- Caught a career-high seven receptions for 55 yards (7.9 avg.) in Week 2 vs. Baltimore (9/20)
- Finished with five receptions for a career-high 83 yards (16.6 avg.) in Week 11 vs. New England (11/22) and became the first tight end to catch three passes of at least 20 yards in the first half of a game
- Finished with five receptions for 50 yards (10.0 avg.) in Week 15 at Indianapolis (12/20)

- Caught four passes for 39 yards in Week 16 vs. Cincinnati (12/27)

2019 (Houston 16/9, 0/0):

- Played in all 16 games (nine starts) and established new single-season career highs in receptions (36), receiving yards (418) and touchdowns (two)
- Set single-game career highs in receptions (three), receiving yards (73) and touchdowns (two) at the L.A. Chargers (9/22). He caught the first two receiving touchdowns of his NFL career: 15-yard reception in the third quarter a 53-yard touchdown catch in the fourth quarter that marked the longest reception of his NFL career and the third-longest reception by a tight end in franchise history
- Logged three receptions for 39 yards (13.0 avg.) in the win at Kansas City (10/13)
- Pulled in three catches for 24 yards (8.0 avg.) in the win over Jacksonville at Wembley Stadium (11/3)
- Posted four catches for 49 yards (12.3 avg.) vs. Denver (12/8)
- Finished second on the team with 54 receiving yards on a single-game career-high five catches (10.8 avg.), including a 20-yard catch, vs. Tennessee (12/29)

2018 (Houston 16/6, 1/0):

- Finished the season with 17 receptions for 225 yards (13.2 avg.) as a rookie
- Caught two passes for 11 yards (5.5 avg.) and contributed on special teams at New England (9/9) in his NFL debut
- Tallied two receptions for 21 yards (10.5 avg.) at Tennessee (9/16)
- Hauled in two passes for 24 yards (12.0 avg.) at Indianapolis (9/30)
- Started at tight end and contributed on offense and special teams at Jacksonville (10/21)
- Started at tight end and helped the Texans rush for a season-high 188 yards vs. Miami (10/25)
- Started at tight end for a third-consecutive game at Denver (11/4)
- Hauled in two passes for a career-high 42 yards (21.0 avg.), including a career-long 28-yard reception at Washington (11/18)
- Recorded two receptions for 40 yards (20.0 avg.) vs. Indianapolis (12/9). Notched the most first quarter receiving yards (40) by a Texans rookie since WR Will



- Fuller V in Week 4 of the 2017 season vs. Tennessee
- Started at tight end at the N.Y. Jets (12/15)
- Recorded two receptions for 33 yards (16.5 avg.) at Philadelphia (12/23)
- Started at tight end and contributed on special teams vs. Jacksonville (12/30)
- Caught two passes for eight yards (4.0 avg.) in the Wild Card Round vs. Indianapolis (1/5/19)

COLLEGE:

- Played four seasons (2014-17) at the University of Central Florida in Orlando, Fla.
- Amassed 1,149 yards receiving and eight touchdowns in 41 career games played
- Also returned punts and kicks for the Golden Knights during his four years at Central Florida
- Named to the John Mackey Award Preseason Watch List, honoring the nation's top tight ends as a senior after setting single-season career highs for catches (30), receiving yards (459) and touchdowns (four)
- Recorded 347 yards receiving and two touchdowns on 23 receptions in 13 games (seven starts) and led team in

- yards per reception (15.1) as a junior
- Posted 14 receptions for 152 yards and two touchdowns while returning six kickoffs for 149 yards and two punts for 15 yards in his sophomore season
- Logged 498 all-purpose yards with 135 yards on 12 catches in 13 games played as a freshman

PERSONAL:

- Prior to attending the University of Central Florida, was selected in the third round of the 2010 Major League Baseball Draft by the Texas Rangers
- Hit .218 as an outfielder in four seasons in the Texas farm system, including a .283 mark in 2011
- Hit 24 home runs and recorded 42 stolen bases in 321 minor league games played
- Was an all-state selection at Union Grove High School as a senior in 2009
- Earned all-state honors as a junior, leading Strong Rock Christian High School with 823 yards passing and 12 touchdowns, while rushing for 784 yards and 14 touchdowns
- Named all-conference as a sophomore in 2007

JORDAN AKINS' NFL REGULAR SEASON RUSHING/RECEIVING STATISTICS

DATE	TEAM	GP	GS	RECEIVING					RUSHING				
				NO.	YDS.	AVG.	LG	TD	NO.	YDS.	AVG.	LG	TD
2018	Texans	16	6	17	225	13.2	28	0	0	0	0.0	0	0
2019	Texans	16	9	36	418	11.6	53t	2	0	0	0.0	0	0
2020	Texans	13	5	37	403	10.9	26	1	1	4	4.0	4	0
2021	Texans	13	3	24	214	8.9	31	0	1	3	3.0	3	0
2022	Texans	6	0	11	159	14.5	39	1	0	0	0.0	0	0
NFL TOTALS		64	23	125	1,419	11.4	53T	4	2	7	3.5	4	0

JORDAN AKINS' NFL POSTSEASON RUSHING/RECEIVING STATISTICS

DATE	TEAM	GP	GS	RECEIVING					RUSHING				
				NO.	YDS.	AVG.	LG	TD	NO.	YDS.	AVG.	LG	TD
2018	Texans	1	0	2	8	4.0	7	0	0	0	0.0	0	0
2019	Texans	0	0	0	0	0.0	0	0	0	0	0.0	0	0
NFL TOTALS		1	0	2	8	4.0	7	0	0	0	0.0	0	0

SINGLE-GAME HIGHS: RUSHING/RECEIVING

Rush Attempts	1 at Buffalo Bills, Oct 03, 2021 ...1 more at 1.	Longest Receptions	53t at Los Angeles Chargers, Sep 22, 2019
Rushing Yards	4 at Detroit Lions, Nov 26, 2020	Receiving TDs	2 at Los Angeles Chargers, Sep 22, 2019
Longest Runs	4 at Detroit Lions, Nov 26, 2020	All-Purpose Yards	83 vs. New England Patriots, Nov 22, 2020
Receptions	7 vs. Baltimore Ravens, Sep 20, 2020	Most TDs	2 at Los Angeles Chargers, Sep 22, 2019
Receiving Yards	83 vs. New England Patriots, Nov 22, 2020	Miscellaneous Tackles	1 at Jacksonville Jaguars, Dec 19, 2021 ...1 more at 1.
Receiving Average	24.3 at Los Angeles Chargers, Sep 22, 2019		

SINGLE-GAME HIGHS - POSTSEASON: RECEIVING

Receptions	2 vs. Indianapolis Colts, Jan 05, 2019	Longest Receptions	7 vs. Indianapolis Colts, Jan 05, 2019
Receiving Yards	8 vs. Indianapolis Colts, Jan 05, 2019	All-Purpose Yards	8 vs. Indianapolis Colts, Jan 05, 2019



2022 GAME-BY-GAME REGULAR-SEASON STATISTICS (TEXANS)

W	DATE	OPPONENT	P/S	RECEIVING					RUSHING					W/L/T	SCORE
				NO.	YDS.	AVG.	LG	TD	NO.	YDS.	AVG.	LG	TD		
01	09/11	Colts							PRACTICE SQUAD					T	20-20
02	09/18	at Broncos							PRACTICE SQUAD					L	9-16
03	09/25	at Bears	P	3	31	10.3	25	1	0	0	0.0	0	0	L	20-23
04	10/02	Chargers	P	2	33	16.5	30	0	0	0	0.0	0	0	L	24-34
05	10/09	at Jaguars	P	2	22	11.0	11	0	0	0	0.0	0	0	W	13-6
07	10/23	at Raiders	P	3	68	22.7	39	0	0	0	0.0	0	0	L	20-38
08	10/30	Titans	P	1	5	5.0	5	0	0	0	0.0	0	0	L	10-17
09	11/03	Eagles	P	0	0	0.0	0	0	0	0	0.0	0	0	L	17-29
2022 TOTALS			6-0	11	159	14.5	39	1	0	0	0.0	0	0	1-6-1	



KYLE
ALLEN

3
QUARTERBACK

Ht: 6-3 Wt: 210
DOB: 3/8/1996 College: Houston
Texans Season: 1 NFL Season: 4
Acquired: FA-'22

TRANSACTIONS: Signed with the Carolina Panthers as a college free agent on April 30, 2018...Released by the Panthers on Sept. 1, 2018...Signed to the Panthers practice squad on Sept. 2, 2018...Released from the Panthers practice squad on Sept. 10, 2018...Signed to the Panthers practice squad on Oct. 30, 2018...Elevated to the active roster on Dec. 20, 2018...Signed an extension with the Panthers on March 10, 2020...Traded to the Washington Commanders on March 23, 2020...Signed an extension with the Commanders on March 18, 2021...Placed on the Reserve/COVID-19 List on Dec. 15, 2021...Activated from the Reserve/COVID-19 List on Dec. 24, 2021...Signed with the Houston Texans on March 23, 2022.

2022 (Houston 0/0):

- Active during Weeks 3-9 after being inactive for the two first games of the season

2021 (Washington 2/0):

- Added depth to the quarterback position and made two appearances late in the season, completing 12-of-19 passes (63.2 percent) for 120 yards, one touchdown and a passer rating of 98.6
- Made his first appearance of the season vs. Dallas (12/12) and completed four-of-nine passes for 53 yards
- Played at Dallas (12/26) and completed 8-of-10 passes for 67 yards and a touchdown

2020 (Washington 4/4):

- Started all four games he appeared in and completed 60-of-87 passes (69.0 percent) for 610 yards, four touchdowns, one interception and a passer rating of 99.3
- Posted his best completion percentage of the season at the N.Y. Giants (10/18), completing 31-of-42 passes for 280 yards, two touchdowns and a passer rating of 97.3
- Recorded a season-best passer rating of 111.1 vs. Dallas (10/25), completing 15-of-25 passes (60.0 percent) for 194 yards and two touchdowns

2019 (Carolina 13/12):

- Started 12 games in relief of injured QB Cam Newton, completing 303-of-489 passes (62.0 percent) for 3,322 yards, 17 touchdowns and a passer rating of 80.0
- Notched a career-high passer rating of 144.4 in his first start of the season at Arizona (9/22), completing 19-of-26 passes (73.1 percent) for 261 yards and a career-high four

touchdowns

- Connected on 20-of-32 passes for 227 yards with two touchdowns for a 104.6 passer rating in a win at Tampa Bay (10/13)
- Completed 28-of-43 passes (65.1 percent) for 307 yards, one touchdown and a passer rating of 84.2 at Green Bay (11/10)
- Passed for a career-high 325 yards and completed 31-of-50 passes (62.0 percent) vs. Atlanta (11/17)

2018 (Carolina 2/1):

- Made his first in-game NFL appearance vs. Atlanta (12/23), completing four-of-four passes for 38 yards
- Made his first career start in a win at New Orleans (12/30), becoming the seventh rookie quarterback with a start in Panthers history as he threw for 228 yards and two touchdowns for a 111.3 rating

COLLEGE:

- Played one season at the University of Houston (2017) after spending his first two seasons (2014-15) at Texas A&M University in College Station, Texas
- Played in five games (three starts) for Houston in 2017, throwing for 751 yards with four touchdowns in his only season with the Cougars
- Broke the Houston single-game completion percent age record at 93.9 on 31-33 passing in a win over Rice (9/16/17)
- Sat out the 2016 season due to NCAA transfer rules
- Led the Aggies in passing and total offense as a sophomore (2015), completing 160-of-283 passes for 2,210 yards and 17 touchdowns against seven interceptions, becoming the eighth quarterback in Texas A&M history to pass for 2,000 yards and 15 touchdowns in a season

PERSONAL:

- Attended Desert Mountain High School in Scottsdale, Ariz., where he was rated as the nation's top quarterback in 2014 by ESPN, Rivals, Scout and 247Sports after throwing for more than 8,000 yards and 86 touchdowns over his high school career
- Named a 2014 US Army All-American
- Completed 186-of-272 passes (68.3 percent) for 2,535 yards and 29 touchdowns as a senior



KYLE ALLEN'S NFL REGULAR SEASON PASSING/RUSHING STATISTICS

DATE	TEAM	GP	GS	PASSING											RUSHING				
				ATT.	CMP.	PCT.	YDS	AVG.	TD	INT.	LG	SK	LST	RATE	NO.	YDS.	AVG.	LG	TD
2018	Panthers	2	1	31	20	64.5	266	8.6	2	0	53t	0	0	113.1	5	19	3.8	10	1
2019	Panthers	13	12	489	303	62.0	3,322	6.8	17	16	52t	46	397	80.0	32	106	3.3	17t	2
2020	Football Team	4	4	87	60	69.0	610	7.0	4	1	52t	7	44	99.3	7	26	3.7	13	1
2021	Football Team	2	0	19	12	63.2	120	6.3	1	0	19	2	5	98.6	2	11	5.5	11	0
2022	Texans	0	0	0	0	0.0	0	0.0	0	0	0	0	0	0.0	0	0	0.0	0	0
TOTALS		21	17	626	395	63.1	4,318	6.9	24	17	53T	55	446	84.9	46	162	3.5	17T	4

SINGLE-GAME HIGHS: QUARTERBACK

Pass Attempts	50 vs. Atlanta Falcons, Nov 17, 2019	Passer Rating	144.4 at Arizona Cardinals, Sep 22, 2019
Pass Completions	31 at New York Giants, Oct 18, 2020 ...1 more at 31.	Rush Attempts	6 at Atlanta Falcons, Dec 08, 2019
Yards Passing	325 vs. Atlanta Falcons, Nov 17, 2019	Rushing Yards	25 vs. Seattle Seahawks, Dec 15, 2019
TD Passes	4 at Arizona Cardinals, Sep 22, 2019	Longest Runs	17t vs. Washington Redskins, Dec 01, 2019
Long Passes	53t at New Orleans Saints, Dec 30, 2018	Rushing TDs	1 vs. Los Angeles Rams, Oct 11, 2020 ...3 more at 1.
Completion Percentage	73.8 at New York Giants, Oct 18, 2020		

300-YARD PASSING GAMES (2): REGULAR SEASON

DATE	TEAM	NO.	YDS.	AVG.	LG	TD
11/10/19	at Packers	28	307	11.0	38	1
11/17/19	FALCONS	31	325	10.5	31	0

2022 GAME-BY-GAME REGULAR-SEASON STATISTICS (TEXANS)

W	DATE	OPPONENT	P/S	PASSING											RUSHING				W/L/T	SCORE
				ATT	CMP	YDS	PCT	Y/A	Y/C	TD	INT	LG	SK/YD	RATE	ATT	YDS	LG	TD		
01	09/11	Colts																	T	20-20
02	09/18	at Broncos																	L	9-16
03	09/25	at Bears																	L	20-23
04	10/02	Chargers																	L	24-34
05	10/09	at Jaguars																	W	13-6
07	10/23	at Raiders																	L	20-38
08	10/30	Titans																	L	10-17
09	11/03	Eagles																	L	17-29
2022 TOTALS			0-0	0	0	0	0.0	0.0	0.0	0	0	0	0/0	0.0	0	0	0	0	1-6-1	



THOMAS
BOOKER

56
DEFENSIVE LINEMAN

Ht: 6-3

DOB: 11/11/1999

Texans Season: R NFL Season: R

Acquired: D5a-'22

Wt: 301

College: Stanford

TRANSACTIONS: Selected by the Houston Texans in the fifth round (150th overall) of the 2022 NFL Draft.

2022 (Houston 6/1):

- Has nine tackles (six solo), one quarterback hit and 0.5 sack on the 2022 season
- Made his NFL and Texans debut while recording one solo tackle at Denver (9/18)
- Made his first career sack and quarterback hit vs. Los Angeles Chargers (10/2)
- Made his first career start and notched two tackles vs. Tennessee (10/30)

COLLEGE:

- Played four seasons (2018-21) at Stanford (Calif.) University, where he appeared in 43 games (27 starts) and finished with 158 tackles, 10.0 sacks, one interception, eight passes defended and one forced fumble

2021 (Stanford):

- Started all 12 games and totaled a career-high 59 tackles (28 solo), also notching 1.5 sacks and one pass defended
- Earned All-Pac-12 second-team defensive line recognition by the league's coaches and Phil Steele
- Named a finalist for the William V. Campbell Trophy
- Selected to the CoSIDA Academic All-America first team
- Recognized as a Lott IMPACT Trophy quarterfinalist
- Had half a tackle for loss, four tackles and a quarterback hit at Vanderbilt (9/18)
- Posted a career-high 10 tackles along with 1.5 sacks vs. UCLA (9/25)
- Blocked an extra point attempt, the third of his career, and made four tackles at Washington State (10/16)
- Made nine tackles, half a tackle for loss and two quarterback hits at Oregon State (11/13)

2020 (Stanford):

- Started all six games he appeared in and finished the season with 21 tackles, three tackles for loss, 1.0 sack, two passes defended, one fumble recovery and two blocked extra point attempts
- Named an All-Pac-12 first-team all-purpose/special teams selection by the league's coaches and an All-Pac-12 second-team defensive line honoree by the coaches and Phil Steele
- Earned a CoSIDA Academic All-America first-team selection

- Recipient of Stanford's Phill Moffatt Award and the Frank Rehm Award, given to the most outstanding special teams player and to the most outstanding player of the Big Game (California vs. Stanford), respectively
- Named a Lott IMPACT Trophy semifinalist
- Blocked what would have been the game-tying extra point in the final minute of the fourth quarter to seal a victory over California (11/27), also recording his second career fumble recovery

2019 (Stanford):

- Finished fourth on the team with 50 tackles, ranked third with 4.0 sacks and third with 8.5 tackles for loss in 12 games (six starts)
- Selected as an All-Pac-12 honorable mention and listed on the Pac-12 All-Academic Honor Roll
- Recorded a career-best 2.0 sacks in addition to eight tackles at Oregon State (9/28)
- Tallied a career-high nine tackles vs. UCLA (10/17)
- Posted five tackles, two tackles for loss, one quarterback hit and one forced fumble vs. Arizona (10/26)

2018 (Stanford):

- Played all 13 games (three starts) as a true freshman and finished with 28 tackles (14 solo), 3.5 sacks, 4.0 tackles for loss, one interception, one fumble recovery and two passes defended
- Named to the Pacific Takes Pac-12 All-Freshman Team
- Honored as the Jimmy Rogers, Jr. Most Valuable Lineman of the Sun Bowl
- Listed on the 247Sports True Freshman All-America Team
- Posted four tackles (two solo) and 1.0 sack in his collegiate debut vs. San Diego State (8/31)
- Logged his first career interception and tallied one tackle vs. UC Davis (9/15)

PERSONAL:

- Attended Gilman (Md.) High School where he was ranked as the No. 211 recruit in the nation by ESPN after posting 39 tackles, 5.0 sacks, 9.0 tackles for loss, one forced fumble and two passes defended as a senior
- Logged 77 tackles, 4.0 sacks, 14 tackles for loss, one interception and two blocked field goals as a junior
- Named to the 2016 USA Today All-State first-team
- Was a two-time All-Metro first team selection (2016-17)
- Led his team to the 2015 state title and to two football



- league titles
- Recognized as a National Football Foundation and College Hall of Fame Scholar Athlete nominee
- Also competed in basketball and track

- Ranked first in shot put at the Maryland Interscholastic Athletics Association Indoor Track Championships
- Father, Earl Thomas Booker III, played football at Wisconsin as an outside linebacker

THOMAS BOOKER'S NFL REGULAR SEASON DEFENSIVE STATISTICS

DATE	TEAM	GP	GS	TACKLES					QBH	INTERCEPTIONS					FUMBLES					ST					MISC	
				TK	S	A	TFL	YDS	SK	YDS	NO	YDS	LG	TD	PD	FF	FR	TD	YDS	TK	S	A	FF	FR	S	A
2022	Texans	6	1	9	6	3	0	0	0.5	1.0	1	0	0	0	0	0	0	0	0	0	0	0	0	0	0	0
NFL TOTALS		6	1	9	6	3	0	0	0.5	1.0	1	0	0	0	0	0	0	0	0	0	0	0	0	0	0	0

SINGLE-GAME HIGHS: DEFENSIVE


Total Tackles 2 vs. Philadelphia Eagles, Nov 03, 2022
...3 more at 2.

Sacks 0.5 vs. Los Angeles Chargers, Oct 02, 2022

Solo Tackles 2 vs. Philadelphia Eagles, Nov 03, 2022
...1 more at 2.

2022 GAME-BY-GAME REGULAR-SEASON STATISTICS (TEXANS)

				TACKLES										INTERCEPTIONS					FUMBLES					ST					MISC			
W	DATE	OPPONENT	P/S	TK	S	A	SK	YDS	TFL	YDS	QBH	NO	YDS	LG	TD	PD	FF	FR	TD	YDS	TK	S	A	FF	FR	S	A	W/L	SCORE			
01	09/11	Colts		INACTIVE																							T	20-20				
02	09/18	at Broncos	P	1	1	0	0.0	0.0	0	0	0	0	0	0	0	0	0	0	0	0	0	0	0	0	0	0	0	L	9-16			
03	09/25	at Bears	P	0	0	0	0.0	0.0	0	0	0	0	0	0	0	0	0	0	0	0	0	0	0	0	0	0	L	20-23				
04	10/02	Chargers	P	2	0	2	0.5	1.0	0	0	1	0	0	0	0	0	0	0	0	0	0	0	0	0	0	0	L	24-34				
05	10/09	at Jaguars		INACTIVE																							W	13-6				
07	10/23	at Raiders	P	2	1	1	0.0	0.0	0	0	0	0	0	0	0	0	0	0	0	0	0	0	0	0	0	0	L	20-38				
08	10/30	Titans	S	2	2	0	0.0	0.0	0	0	0	0	0	0	0	0	0	0	0	0	0	0	0	0	0	0	L	10-17				
09	11/03	Eagles	P	2	2	0	0.0	0.0	0	0	0	0	0	0	0	0	0	0	0	0	0	0	0	0	0	0	L	17-29				
2022 TOTALS			6-1	9	6	3	0.5	1.0	0	0	1	0	0	0	0	0	0	0	0	0	0	0	0	0	0	0	0	1-6-1				



REX
BURKHEAD

28
RUNNING BACK

Ht: 5-10

DOB: 7/2/1990

Texans Season: 2 NFL Season: 10

Acquired: FA-'21

Wt: 215

College: Nebraska

TRANSACTIONS: Selected by the Cincinnati Bengals with the 22nd pick of the sixth round (190th overall) in the 2013 NFL Draft...Signed by the New England Patriots as an unrestricted free agent on March 14, 2017...Re-signed by the Patriots on March 15, 2018...Signed with the Houston Texans as a free agent on June 1, 2021.

2022 (Houston 8/0):

- Has 23 rushes for 81 yards (3.5 avg.) and 25 catches for 131 yards (5.2 avg.) in 2022
- Led the team in carries during the 2022 opener, rushing 14 times for 40 yards vs. Indianapolis (9/11)
- Caught an 8-yard touchdown pass from QB Davis Mills vs. the Los Angeles Chargers (10/2)

2021 (Houston 16/5):

- Played in all 16 games with a career-high five starts in his first season as a Texan, recording a career-high 427 rushing yards on 122 carries (3.5 avg.) with three touchdowns and catching 25 passes for 186 yards (7.4 avg.)
- Caught his first pass as a Texan for six yards in the season opener vs. Jacksonville (9/12)
- Led the team with 21 rushing yards on four carries (5.1 avg.) and rushed for a one-yard touchdown vs. the L.A. Rams (10/31), his first score as a Texan and 23rd touchdown of his career. Also caught three passes for 27 yards (9.0 avg.)
- Made his first start as a Texan and led the team with eight carries for 30 yards (3.8 avg.) vs. Indianapolis (12/5)
- Paced the Texans with 40 yards on 11 carries (3.6 avg.) and caught four passes for 26 yards (6.5 avg.) vs. Seattle (12/12)
- Rushed for a career-high 149 yards on 22 carries (6.8 avg.) and scored two touchdowns vs. the L.A. Chargers (12/26). Recorded a career-long run of 36 yards in the fourth quarter

2020 (New England 10/0):

- Appeared in 10 games and totaled 67 rushes for 274 yards (4.1 avg.), three touchdowns to go along with 25 receptions for 192 yards (7.7 avg.) and three receiving touchdowns
- Set a career high with three total touchdowns by way of two rushing scores and one receiving vs. Las Vegas (9/27). Totaled 49 rushing yards and 49 receiving yards in the

contest

- Scored a one-yard touchdown as part of a Week 9 win at the N.Y. Jets (11/9). Also added 11 receiving yards and compiled 56 yards on the ground
- Caught two touchdown passes and ran for 31 yards on six carries (5.2 avg.) vs. Baltimore (11/15)
- Spent Weeks 12-17 on the Reserve/Injured list

2019 (New England 13/1, 1/0):

- Played in 13 games (one start), posting 65 rushing attempts for 302 yards (4.6 avg.) and three touchdowns and caught 27 passes for 279 yards (10.3 avg.)
- Logged eight rushes for 44 yards (5.5 avg.) and five receptions for 41 yards (8.2 avg.) vs. Pittsburgh (9/8)
- Was a key contributor on offense at Miami (9/15) with five rushes for 21 yards (4.2 avg.) while adding two catches for 47 yards (23.5 avg.), including a career-long 32-yard reception in the fourth quarter
- Notched his first start of the year and tallied 11 carries for 47 yards (4.3 avg.) and a touchdown while also adding six receptions for 22 yards (3.7 avg.) vs. the N.Y. Jets (9/22)
- Rushed six times for 53 yards (8.8 avg.) including a career-long 33-yard touchdown in the fourth quarter at Cincinnati (12/15)
- Logged five rushes for 20 yards (4.0 avg.) and the game-winning touchdown in the fourth quarter of Week 16 vs. Buffalo (12/21). Also caught four passes for a career-high 77 receiving yards (19.3 avg.) in the game

2018 (New England 8/4, 3/1):

- Saw action in eight games (four starts) and totaled 57 rushing attempts for 186 yards (3.3 avg.) and 14 receptions for 131 yards (9.4 avg.) and one touchdown while also notching two special teams tackles
- Played in all three postseason contests with one start and posted 23 rushing attempts for 96 yards (4.2 avg) and three touchdowns and seven receptions for 45 yards (6.4 avg.)
- Opened the season vs. Houston (9/9), finishing with a team-high 18 carries for 64 yards (3.6 avg.)
- Spent Weeks 4-12 on the Reserve/Injured list
- Scored his first touchdown of the season on an 18-yard touchdown pass from QB Tom Brady vs. the N.Y. Jets (12/30)
- Rushed four times for 12 yards (3.0 avg.), including a six-yard touchdown run in the AFC Divisional Round game vs.



the L.A. Chargers (1/13/19)

- ✦ Totaled four catches for 23 yards (5.8 avg.) and rushed 12 times for 41 yards (3.4 avg.), which included a go-ahead touchdown run late in the fourth quarter and the game-winning two-yard touchdown rush in overtime of the AFC Championship Game at Kansas City (1/20/19)
- ✦ Logged seven rushes for 43 yards (6.1 avg.) and also added two receptions for 15 yards (7.5 avg.) in the Super Bowl LIII victory vs. the L.A. Rams (2/3/19)

2017 (New England 10/3, 2/0):

- ✦ Appeared in 10 games (three starts), registering 64 rushing attempts for 264 yards (4.1 avg.) and five rushing touchdowns and caught 30 passes for 254 yards (8.5 avg.) with three touchdowns. Also tallied four special teams tackles and a blocked punt
- ✦ Caught three passes for 41 yards (13.7 avg.), including a 19-yard touchdown at New Orleans (9/17)
- ✦ Led the team in receptions when he caught all seven of his targets for 68 yards (9.7 avg.), while adding 15 rushing yards and a tackle on special teams vs. the L.A. Chargers (10/29)
- ✦ Contributed 10 rushes for 36 yards (3.6 yards) and three receptions for 27 yards (9.0 avg.), including a 14-yard touchdown reception at Denver (11/12). Also assisted on special teams with the first blocked punt of his career and the first by a Patriot since 2014
- ✦ Rushed 13 times for 50 yards (3.8 avg.) and scored his first rushing touchdown as a Patriot on a two-yard run in the first quarter vs. Miami (11/26). Also logged a one-yard touchdown reception in the contest
- ✦ Scored two touchdowns for the second straight game at Buffalo (12/3) after tallying two rushing scores and 103 yards from scrimmage (78 rushing yards and 25 receiving yards)
- ✦ Started and scored a touchdown for the third consecutive game on a three-yard run at Miami (12/11) while also posting five catches for 45 yards (9.0 avg.)
- ✦ Produced his fourth straight game with a touchdown when he scored on a one-yard rush at Pittsburgh (12/17)

2016 (Cincinnati 16/1):

- ✦ Played in all 16 games (one start) and accumulated 74 rushing attempts for 344 yards (4.6 avg.) and two touchdowns. Also posted 17 receptions for 145 yards (8.5 avg.) and made 12 special teams tackles
- ✦ Made his first career regular season start at running back vs. Baltimore (1/1/17) and had career highs with 27 rushing attempts for 119 yards (4.4 avg.) and two touchdowns

2015 (Cincinnati 16/0, 1/0):

- ✦ Saw action in all 16 games and registered 10 receptions for 94 yards (9.4 avg.), one receiving touchdown, four rushing yards and 11 special teams tackles

2014 (Cincinnati 9/0, 1/1):

- ✦ Appeared in nine games and registered nine rushing attempts for 27 yards (3.0 avg.) and a touchdown to go along with seven receptions for 49 yards (7.0 avg.). Also produced four special teams tackles

2013 (Cincinnati 1/0, 0/0):

- ✦ Inactive in Weeks 1-9 and 11-17
- ✦ Saw action in his first NFL game at Baltimore (11/10)

COLLEGE:

- ✦ Played four seasons (2009-12) at the University of Nebraska in Lincoln, Neb.
- ✦ Appeared in 44 games (22 starts), amassing 3,329 rushing yards, 30 rushing touchdowns, 507 receiving yards and five receiving touchdowns over his collegiate career
- ✦ Saw action in eight games as a senior (2012) and logged 98 rushing attempts for 675 yards (6.9 avg.) and five touchdowns with 11 receptions for 92 yards (8.4 avg.) and two touchdowns
- ✦ Earned First-Team All-Big Ten honors in his junior season (2011) after posting 1,534 yards from scrimmage (1,357 rushing and 177 receiving) with 17 total touchdowns (15 rushing and two receiving)
- ✦ Played in all 14 games (two starts) and earned honorable-mention All-Big 12 honors in his sophomore year (2010), as he finished with 951 rushing yards and seven touchdowns, while averaging 5.5 yards per carry
- ✦ Was one-of-six true freshmen to see action, finishing as the Cornhuskers' second-leading rusher with 346 yards and three touchdowns, despite playing in just nine games in 2009

PERSONAL:

- ✦ Attended Plano (Texas) High School
- ✦ Named Dallas Morning News' All-Area Offensive Player of the Year after helping Plano to a 10-2 record and the Class 5A state playoffs in 2008, rushing for 1,762 yards and 28 touchdowns. He also caught 42 passes for 594 yards (14.1 avg.) and five touchdowns
- ✦ Was also a basketball standout, earning first-team all-district honors as a junior and senior. Averaged 15.1 points, 5.2 rebounds and 2.6 assists as a senior and was part of a Class 5A state title in 2006
- ✦ Serves on the board of directors of the "Team Jack Foundation," named after Jack Hoffman, a massive Cornhusker fan who Burkhead formed a close bond with after Hoffman had been diagnosed with brain cancer in 2011 when he was five. The foundation has raised more than \$8 million dollars to fight pediatric brain cancer since 2013
- ✦ Named after 1980s University of Kentucky basketball star Rex Chapman. Rex was born in Kentucky and his father had played in high school against Chapman, who went on to a 13-year career in the NBA



REX BURKHEAD'S NFL REGULAR SEASON RUSHING/RECEIVING STATISTICS

DATE	TEAM	GP	GS	RUSHING					RECEIVING				
				NO.	YDS.	AVG.	LG	TD	NO.	YDS.	AVG.	LG	TD
2013	Bengals	1	0	0	0	0.0	0	0	0	0	0.0	0	0
2014	Bengals	9	0	9	27	3.0	10t	1	7	49	7.0	15	0
2015	Bengals	16	0	4	4	1.0	2	0	10	94	9.4	27	1
2016	Bengals	16	1	74	344	4.6	17	2	17	145	8.5	18	0
2017	Patriots	10	3	64	264	4.1	31	5	30	254	8.5	23	3
2018	Patriots	8	4	57	186	3.3	12	0	14	131	9.4	25	1
2019	Patriots	13	1	65	302	4.6	33t	3	27	279	10.3	32	0
2020	Patriots	10	0	67	274	4.1	18	3	25	192	7.7	24t	3
2021	Texans	16	5	122	427	3.5	36	3	25	186	7.4	20	0
2022	Texans	8	0	23	81	3.5	9	0	25	131	5.2	13	1
NFL TOTALS		107	14	485	1,909	3.9	36	17	180	1,461	8.1	32	9

REX BURKHEAD'S NFL POSTSEASON RUSHING/RECEIVING STATISTICS

DATE	TEAM	GP	GS	RUSHING					RECEIVING				
				NO.	YDS.	AVG.	LG	TD	NO.	YDS.	AVG.	LG	TD
2013	Bengals	0	0	0	0	0.0	0	0	0	0	0.0	0	0
2014	Bengals	1	1	1	23	23.0	23	0	3	34	11.3	26	0
2015	Bengals	1	0	1	4	4.0	4	0	1	5	5.0	5	0
2017	Patriots	2	0	4	23	5.8	9	0	1	46	46.0	46	0
2018	Patriots	3	1	23	96	4.2	26	3	7	45	6.4	8	0
2019	Patriots	1	0	3	4	1.3	4	0	3	32	10.7	12	0
NFL TOTALS		8	2	32	150	4.7	26	3	15	162	10.8	46	0

SINGLE-GAME HIGHS: RUSHING/RECEIVING

Rush Attempts	27 vs. Baltimore Ravens, Jan 01, 2017	Receiving TDs	2 vs. Baltimore Ravens, Nov 15, 2020
Rushing Yards	149 vs. Los Angeles Chargers, Dec 26, 2021	All-Purpose Yards	149 vs. Los Angeles Chargers, Dec 26, 2021
Rushing Average	6.8 vs. Los Angeles Chargers, Dec 26, 2021	Kickoff Returns	2 vs. Buffalo Bills, Nov 20, 2016
Longest Runs	36 vs. Los Angeles Chargers, Dec 26, 2021		...1 more at 2.
Rushing TDs	2 vs. Los Angeles Chargers, Dec 26, 2021	Kickoff Return Yards	40 vs. Denver Broncos, Sep 25, 2016
	...3 more at 2.	Longest Kickoff Return	26 vs. Buffalo Bills, Nov 20, 2016
Receptions	7 vs. Las Vegas Raiders, Sep 27, 2020	Fair Catches	1 vs. Dallas Cowboys, Nov 24, 2019
	...1 more at 7.	Special Teams Tackles	3 at New York Giants, Nov 14, 2016
Receiving Yards	77 vs. Buffalo Bills, Dec 21, 2019	Most TDs	3 vs. Las Vegas Raiders, Sep 27, 2020
Receiving Average	19.3 vs. Buffalo Bills, Dec 21, 2019	Miscellaneous Tackles	1 at Indianapolis Colts, Oct 17, 2021
Longest Receptions	32 at Miami Dolphins, Sep 15, 2019		...2 more at 1.

SINGLE-GAME HIGHS - POSTSEASON: RUSHING/RECEIVING

Rush Attempts	12 at Kansas City Chiefs, Jan 20, 2019	Receiving Yards	46 vs. Philadelphia Eagles, Feb 04, 2018
Rushing Yards	43 at Los Angeles Rams, Feb 03, 2019	Receiving Average	11.3 at Indianapolis Colts, Jan 04, 2015
Rushing Average	6.1 at Los Angeles Rams, Feb 03, 2019	Longest Receptions	46 vs. Philadelphia Eagles, Feb 04, 2018
Longest Runs	26 at Los Angeles Rams, Feb 03, 2019	All-Purpose Yards	64 at Kansas City Chiefs, Jan 20, 2019
Rushing TDs	2 at Kansas City Chiefs, Jan 20, 2019	Special Teams Tackles	1 vs. Tennessee Titans, Jan 04, 2020
Receptions	4 at Kansas City Chiefs, Jan 20, 2019		...2 more at 1.
		Most TDs	2 at Kansas City Chiefs, Jan 20, 2019

100-YARD RUSHING GAMES (2): REGULAR SEASON

DATE	TEAM	ATT.	YDS.	AVG.	LG	TD
01/01/17	RAVENS	27	119	4.4	17	2
12/26/21	CHARGERS	22	149	6.8	36	2



2022 GAME-BY-GAME REGULAR-SEASON STATISTICS (TEXANS)

W	DATE	OPPONENT	P/S	RUSHING					RECEIVING					W/L/T	SCORE
				NO.	YDS.	AVG.	LG	TD	NO.	YDS.	AVG.	LG	TD		
01	09/11	Colts	P	14	40	2.9	8	0	5	30	6.0	8	0	T	20-20
02	09/18	at Broncos	P	0	0	0.0	0	0	2	9	4.5	5	0	L	9-16
03	09/25	at Bears	P	3	9	3.0	4	0	4	21	5.3	8	0	L	20-23
04	10/02	Chargers	P	0	0	0.0	0	0	5	39	7.8	13	1	L	24-34
05	10/09	at Jaguars	P	3	15	5.0	9	0	2	13	6.5	9	0	W	13-6
07	10/23	at Raiders	P	2	8	4.0	4	0	5	11	2.2	5	0	L	20-38
08	10/30	Titans	P	0	0	0.0	0	0	1	2	2.0	2	0	L	10-17
09	11/03	Eagles	P	1	9	9.0	9	0	1	6	6.0	6	0	L	17-29
2022 TOTALS			8-0	23	81	3.5	9	0	25	131	5.2	13	1	1-6-1	



A.J.
CANN

60
OFFENSIVE LINEMAN

Ht: 6-3

DOB: 10/23/1991

Texans Season: 1

Acquired: UFA-'22 (JAX)

Wt: 320

College: South Carolina

NFL Season: 8

TRANSACTIONS: Selected by the Jacksonville Jaguars in the third round (67th overall) of the 2015 NFL Draft...Signed with the Jaguars as an unrestricted free agent on March 13, 2019...Placed on the Reserve/COVID-19 List on Aug. 27, 2021...Activated from the Reserve/COVID-19 List on Sept. 6, 2021...Placed on the Reserve/Injured List on Oct. 4, 2021...Signed with the Houston Texans as an unrestricted free agent on March 23, 2022.

2022 (Houston 7/7):

- Started the first six games of the 2022 season at right guard, including his Texans debut vs. Indianapolis (9/11)
- Blocked for RB Dameon Pierce's 131-yard performance vs. the Los Angeles Chargers (10/2), the second-most yards of his career
- Played in his 100th career game at Jacksonville (10/9), where he spent seven years prior to joining the Texans
- Started his 100th career game at Las Vegas (10/23)
- After missing Week 8, Cann helped block for RB Dameon Pierce, who set a career-high in rushing yards vs. Philadelphia (11/3)

2021 (Jacksonville 4/4):

- Started four games at right guard prior to being placed on the Reserve/Injured List with a knee injury
- Started at right guard and played all 74 offensive snaps at Houston (9/12)
- Helped the offense rush for 159 yards on 29 attempts (5.5 avg.) vs. Arizona (9/26)
- Started and played 21 of 56 offensive snaps at right guard before leaving the game in the second quarter due to a knee injury at Cincinnati (9/30)

2020 (Jacksonville 15/15):

- Started all 15 games in which he appeared at right guard
- Was part of an offensive line that helped rookie RB James Robinson tally the most scrimmage yards (1,414) and the second-most rushing yards (1,070) by an undrafted rookie in NFL history
- Helped the team rush for 165 yards at Tennessee (9/20)

2019 (Jacksonville 16/16):

- Served as part of an offensive line that helped RB Leonard Fournette gain 1,674 yards from scrimmage, becoming the only Jaguars player since 2011 to post at least 1,500 scrimmage yards in a single season
- Blocked for RB Leonard Fournette as he totaled a career-high 225 yards rushing at Denver (9/29), also helping the

team gain an average of 7.1 yards per carry for 269 total net rushing yards

- Helped RB Leonard Fournette rush for 108 yards at Carolina (10/6), eclipsing 100 yards rushing in back-to-back games

2018 (Jacksonville 15/15):

- Started all 15 games in which he appeared at right guard
- Helped pave the way for an offense that amassed 137 yards rushing on 28 carries (4.9 avg.) at the N.Y. Giants (9/9)
- Protected QB Blake Bortles as he completed 29-of-45 passes (64.4 percent) for 376 yards, four touchdowns, one interception and a passer rating of 111.0 vs. New England (9/16)
- Assisted in the offensive effort that totaled 503 net yards in the win vs. the N.Y. Jets (9/30)

2017 (Jacksonville 15/15, 3/3):

- Started 15 games in the regular season and all three postseason contests at right guard
- Was part of an offensive line that helped the team lead the league in rushing (141.1 yards per game) for the first time in franchise history and allowed a franchise-low 24 sacks
- Started his first postseason contest in the Wild Card Round vs. Buffalo (1/7/18), helping the team combine for 155 yards rushing on 34 carries (4.6 avg.)
- Helped a rushing attack that totaled 164 rushing yards in the Divisional Round at Pittsburgh (1/14/18)

2016 (Jacksonville 16/16):

- Started all 16 games at right guard without missing a snap, serving as part of a unit that surrendered 34 sacks, the team's fewest since 2007
- Helped open holes for a rushing attack that combined for 136 yards vs. Indianapolis (10/2)
- Protected QB Blake Bortles as he completed 20-of-33 passes (60.6 percent) for 271 yards and one touchdown at Chicago (10/16)
- Helped block for QB Blake Bortles as he threw for 325 yards, one touchdown and a passer rating of 103.5 in the win vs. Tennessee (12/24)

2015 (Jacksonville 14/13):

- Appeared in his first NFL game at New England (9/27), earning snaps on special teams



- ✦ Made his first NFL start at right guard at Indianapolis (10/4), helping the offense net 142 rushing yards and 431 yards total
- ✦ Helped the Jaguars rush for 120 yards and one touchdown vs. Buffalo (10/25)

COLLEGE:

- ✦ Started 51 games in four seasons (2011-14) at the University of South Carolina in Columbia, S.C., the second-most starts by a player in school history
- ✦ Three-time member of the SEC Fall Academic Honor Roll
- ✦ In 2014, named First-Team All-America by Sporting News, ESPN.com and CBSSportsline.com

- ✦ In 2013, was voted a permanent team captain as a junior

PERSONAL:

- ✦ Played on both sides of the ball for Head Coach Kevin Crosby at Bamberg-Ehrhardt (S.C.) High School
- ✦ Given name is Aaron
- ✦ Has a tattoo on the inside of his right forearm to honor his mother, Catherine, who passed in 2007 from throat cancer
- ✦ He and his wife, Kendal, have one daughter, Kennie Amelia, and one son, Artist Jamar (AJ)
- ✦ Represented the Humane Society during the NFL's My Cause My Cleats campaign in 2019
- ✦ His cat, Carol, is a rescue cat

A.J. CANN'S NFL REGULAR SEASON STATISTICS

DATE	TEAM	GP	GS
2015	Jaguars	14	13
2016	Jaguars	16	16
2017	Jaguars	15	15
2018	Jaguars	15	15
2019	Jaguars	16	16
2020	Jaguars	15	15
2021	Jaguars	4	4
2022	Texans	7	7
NFL TOTALS		102	101

A.J. CANN'S NFL POSTSEASON STATISTICS

DATE	TEAM	GP	GS
2017	Jaguars	3	3
NFL TOTALS		3	3

2022 GAME-BY-GAME REGULAR-SEASON STATISTICS (TEXANS)

W	DATE	OPPONENT	P/S		W/L/T	SCORE
01	09/11	Colts	S		T	20-20
02	09/18	at Broncos	S		L	9-16
03	09/25	at Bears	S		L	20-23
04	10/02	Chargers	S		L	24-34
05	10/09	at Jaguars	S		W	13-6
07	10/23	at Raiders	S		L	20-38
08	10/30	Titans		INACTIVE	L	10-17
09	11/03	Eagles	S		L	17-29
2022 TOTALS			7-7		1-6-1	



BLAKE
CASHMAN

53
LINEBACKER

Ht: 6-1

DOB: 5/10/1996

Texans Season: 1

Acquired: T-'22 (NYJ)

Wt: 237

College: Minnesota

NFL Season: 4

TRANSACTIONS: Selected by the New York Jets in the fifth round (157th overall) of the 2019 NFL Draft...Placed on the Reserve/COVID-19 List on Dec. 6, 2021...Activated from the Reserve/COVID-19 List on Dec. 24, 2021...Traded to the Houston Texans on March 18, 2022.

2022 (Houston 7/1):

- Has three solo tackles, two tackles for loss, one quarterback hit, one pass defended and six special teams tackles so far this season
- Recorded one special teams tackle in his debut with the Texans vs. Indianapolis (9/11)
- Made his first start with the Texans and totaled one solo tackle, one tackle for loss, one quarterback hit and two special teams tackles vs. Los Angeles Chargers (10/2)

2021 (N.Y. Jets 3/1):

- Played in three games (one start) and tallied two solo tackles and one special teams tackle on the season
- Made his first start of the season at linebacker and totaled two solo tackles and one special teams tackle at New England (10/24)

2020 (N.Y. Jets 4/1):

- Appeared in four games (one start) and logged six special teams tackles (four solo)
- Started the season opener at Buffalo (9/13) and notched one special teams tackle
- Posted a career-high three special teams tackles (two solo) vs. Buffalo (10/25)

2019 (N.Y. Jets 7/5):

- Recorded career highs in games played (seven), starts (five), tackles (40 total, 27 solo), quarterback hits (three), tackles for loss (three), as well as 0.5 sack, one fumble recovery and one pass defended as a rookie
- Appeared in his first NFL game vs. Buffalo (9/8), logging two tackles (one solo) and one tackle for loss
- Made his first NFL start and logged his first career half-sack in addition to six tackles (two solo), one quarterback hit, one tackle for loss and one pass defended vs. Cleveland (9/16)

- Totaled a career-high eight tackles (six solo) as well as one tackle for loss at New England (9/22)
- Matched his career high with eight tackles (six solo) in addition to one quarterback hit vs. New England (10/21)
- Tallied his first career fumble recovery and posted six tackles (four solo) at Jacksonville (10/27)

COLLEGE:

- Played four seasons (2015-18) at the University of Minnesota in Minneapolis, appearing in 50 games and totaling 183 tackles (116 solo), 12.0 sacks, 31 tackles for loss, six passes defended, two forced fumbles and one fumble recovered and returned for a touchdown
- Played in 12 games (11 starts) as a senior (2018) and led the team with 104 tackles (62 solo), 2.5 sacks and 15 tackles for loss, earning second team All-Big Ten recognition by the media and third team by the coaches
- Played in all 12 games as a junior (2017) with 30 tackles, five tackles for loss and 2.0 sacks and earned the team's Gary Tinsley Award for the second-straight year, given annually to the player who best embodies the underdog spirit of the late former Gopher Gary Tinsley
- Played in all 13 games as a sophomore (2016) and recorded 45 tackles with a team-leading 7.5 sacks and one forced fumble, earning one Big Ten Defensive Player of the Week Award, Holiday Bowl Defensive Most Valuable Player recognition and the Gary Tinsley Award. Was recognized as part of the Academic All-Big Ten team
- Played in 13 games on special teams as a freshman (2015) and made four tackles and half a tackle for loss

PERSONAL:

- Attended Eden Prairie (Minn.) High School and helped lead his team to a 13-0 record and a state championship as a senior (the team's fourth-straight state title), playing both cornerback and linebacker
- Named Associated Press First Team All-State as a senior and was named to the 2014 KARE11 All-Metro Defensive Team
- Also lettered in basketball
- Father, Steve, played football at St. Thomas University



BLAKE CASHMAN'S NFL REGULAR SEASON DEFENSIVE STATISTICS

		TACKLES										INTERCEPTIONS						FUMBLES				ST						MISC	
DATE	TEAM	GP	GS	TK	S	A	TFL	YDS	SK	YDS	QBH	NO	YDS	LG	TD	PD	FF	FR	TD	YDS	TK	S	A	FF	FR	S	A		
2019	Jets	7	5	40	27	13	3	7	0.5	4.0	3	0	0	0	0	1	0	1	0	0	0	0	0	0	0	0	0		
2020	Jets	4	1	0	0	0	0	0	0.0	0.0	0	0	0	0	0	0	0	0	0	0	6	4	2	0	0	0	0		
2021	Jets	3	1	2	2	0	0	0	0.0	0.0	0	0	0	0	0	0	0	0	0	0	1	1	0	0	0	0	0		
2022	Texans	7	1	3	2	1	2	0	0.0	0.0	1	0	0	0	0	1	0	0	0	0	6	3	3	0	0	0	0		
NFL TOTALS		21	8	45	31	14	5	7	0.5	4.0	4	0	0	0	0	2	0	1	0	0	13	8	5	0	0	0	0		

SINGLE-GAME HIGHS: DEFENSIVE

Total Tackles	8 vs. New England Patriots, Oct 21, 2019 ...1 more at 8.	Fumble Recoveries	1 at Jacksonville Jaguars, Oct 27, 2019
Solo Tackles	6 vs. New England Patriots, Oct 21, 2019 ...1 more at 6.	Tackles For Loss	1 vs. Los Angeles Chargers, Oct 02, 2022 ...4 more at 1.
Sacks	1.0 at Chicago Bears, Sep 25, 2022	Special Teams Tackles	3 vs. Buffalo Bills, Oct 25, 2020
Passes Defensed	1 vs. Los Angeles Chargers, Oct 02, 2022 ...1 more at 1.		

2022 GAME-BY-GAME REGULAR-SEASON STATISTICS (TEXANS)

			TACKLES								INTERCEPTIONS						FUMBLES				ST				MISC					
W	DATE	OPPONENT	P/S	TK	S	A	SK	YDS	TFL	YDS	QBH	NO	YDS	LG	TD	PD	FF	FR	TD	YDS	TK	S	A	FF	FR	S	A	W/L	SCORE	
01	09/11	Colts	P	0	0	0	0.0	0.0	0	0	0	0	0	0	0	0	0	0	0	0	2	1	1	0	0	0	0	T	20-20	
02	09/18	at Broncos	P	1	1	0	0.0	0.0	1	0	1	0	0	0	0	0	0	0	0	0	0	0	0	0	0	0	0	L	9-16	
03	09/25	at Bears	P	0	0	0	0.0	0.0	0	0	0	0	0	0	0	0	0	0	0	0	0	0	0	0	0	0	0	L	20-23	
04	10/02	Chargers	S	1	1	0	0.0	0.0	1	0	0	0	0	0	0	1	0	0	0	0	2	2	0	0	0	0	0	L	24-34	
05	10/09	at Jaguars		INACTIVE																								W	13-6	
07	10/23	at Raiders	P	0	0	0	0.0	0.0	0	0	0	0	0	0	0	0	0	0	0	0	0	0	0	0	0	0	0	L	20-38	
08	10/30	Titans	P	1	0	1	0.0	0.0	0	0	0	0	0	0	0	0	0	0	0	0	1	0	1	0	0	0	0	L	10-17	
09	11/03	Eagles	P	0	0	0	0.0	0.0	0	0	0	0	0	0	0	0	0	0	0	0	1	0	1	0	0	0	0	L	17-29	
2022 TOTALS			7-1	3	2	1	0.0	0.0	2	0	1	0	0	0	0	1	0	0	0	0	6	3	3	0	0	0	0	1-6-1		



MALIEK
COLLINS

96

DEFENSIVE LINEMAN

Ht: 6-2

DOB: 4/8/1995

Texans Season: 2 NFL Season: 7

Acquired: UFA-'21 (LV)

Wt: 310

College: Nebraska

TRANSACTIONS: Selected by the Dallas Cowboys with the fourth pick of the third round (67th overall) of the 2016 NFL Draft...Signed by the Las Vegas Raiders as an unrestricted free agent on March 22, 2020...Signed by the Houston Texans as an unrestricted free agent on March 23, 2021...Placed on the Reserve/COVID-19 List on Dec. 20, 2021...Activated from the Reserve/COVID-19 List on Dec. 31, 2021...Re-signed with the Texans on March 18, 2022.

2022 (Houston 6/6):

- Has 12 tackles (six solo), two tackles for loss, three quarterback hits and one pass defended so far on the season

2021 (Houston 15/15):

- Started all 15 games he played in during his first season as a Texan, amassing a career-high 28 tackles (18 solo) and nine tackles for loss and tallying 2.5 sacks, seven quarterback hits, one fumble recovery and his first career interception
- Made his first start as a Texan and recorded one solo tackle in the season opener vs. Jacksonville (9/12)
- Notched his first tackle for loss as a Texan and two solo tackles at Cleveland (9/19)
- Logged his first sack as a Texan at Arizona (10/24), dropping QB Kyler Murray for a loss of 10 yards
- Recorded two tackles, half a sack, one fumble recovery and his first career interception at Miami (11/7). Intercepted a pass from QB Jacoby Brissett near the line of scrimmage in the third quarter
- Finished with three tackles (two solo), a quarterback hit and a season-high two tackles for loss at Tennessee (11/21)
- Posted two tackles (one solo), 1.0 sack, two quarterback hits and one tackle for loss vs. Tennessee (1/9/22). Sacked QB Ryan Tannehill for a loss of six yards

2020 (Las Vegas 12/11):

- Appeared in 12 games (11 starts), recording 15 total tackles (eight solo) and one quarterback hit
- Started at defensive tackle in his Raiders debut and recorded two tackles (one solo) at Carolina (9/13)
- Spent three weeks (13-15) on the Reserve/Injured list

2019 (Dallas 16/16):

- Started all 16 games and recorded 20 total tackles (13 solo), 4.0 sacks, 10 quarterback hits, six tackles for loss and one fumble recovery

- Started and registered his first sack of the season for a loss of eight yards vs. Minnesota (9/22)
- Recorded a sack in consecutive games, taking down Saints QB Teddy Bridgewater for a loss of nine yards at New Orleans (9/29)
- Tallied a season-high five total tackles (two solo) and added one fumble recovery vs. Philadelphia (10/20)
- Registered a sack by taking down Patriots QB Tom Brady for a loss of six yards at New England (11/24)

2018 (Dallas 13/9, 2/2):

- Appeared in 13 games (nine starts), totaling 19 tackles (12 solo), 3.0 sacks, eight quarterback hits, five tackles for loss and one fumble recovery
- Notched his first sack of the season at Carolina (9/9)
- Added a sack for a loss of eight yards vs. Jacksonville (10/14) after returning from injury
- Recorded his second game of the season with multiple quarterback hits and logged 1.0 sack vs. Tampa Bay (12/23)
- Sacked Seahawks QB Russell Wilson for a seven-yard loss in the Wild Card Round game vs. Seattle (1/5/19)

2017 (Dallas 16/16):

- Started all 16 games for the first time in his career and notched 22 total tackles (10 solo), 2.5 sacks, nine quarterback hits, four tackles for loss and two fumble recoveries
- Contributed 2.0 sacks in a game for the second time in his career at Arizona (9/25)
- Logged two quarterback hits and a fumble recovery vs. Washington (11/30)

2016 (Dallas 16/14, 1/1):

- Saw action in all 16 regular season games (14 starts) and finished second on the team with a single-season career-high 5.0 sacks as a rookie. Also added 23 total tackles (17 solo), 13 quarterback hits, five tackles for loss, one forced fumble and one fumble recovery
- Tallied 2.0 sacks in a game for the first time in his career at Cleveland (11/6)
- Added one solo tackle, 1.0 sack, two quarterback hits, one forced fumble and one fumble recovery vs. Tampa Bay (12/18)
- Logged three quarterback hits and 1.0 sack vs. Detroit (12/26)



COLLEGE:

- Played three seasons (2013-15) at the University of Nebraska in Lincoln, Neb.
- Appeared in 38 contests (26 starts), totaling 86 tackles, 21.5 tackles for loss, 8.0 sacks, one pass defended and one forced fumble
- Named a two-time second-team All-Big Ten selection from 2014-15
- Played in 13 games with 12 starts as a junior (2015), totaling 29 tackles, seven tackles for loss and 2.5 sacks
- As a sophomore (2014), started 13 games and led the Cornhuskers in tackles for loss with 14, while ranking second on the team with 4.5 sacks while also adding 45

tackles

- Played in 12 games with one start as a freshman (2013) and recorded 12 tackles

PERSONAL:

- Attended Kansas City (Mo.) Center High School
- First-team Class 3A all-state pick by the Missouri High School Coaches Association as a senior
- Standout wrestler who won the Missouri Class 2A state championship with a perfect 48-0 record in his senior season
- Volunteered his time with Uplifting Athletes, Make-A-Wish, Mad Dads, Madonna Rehabilitation Center and made local hospital visits in college

MALIEK COLLINS' NFL REGULAR SEASON DEFENSIVE STATISTICS

DATE	TEAM	GP	GS	TACKLES							YDS	QBH	INTERCEPTIONS						FUMBLES				ST		MISC			
				TK	S	A	TFL	YDS	SK	YDS			NO	YDS	LG	TD	PD	FF	FR	TD	YDS	TK	S	A	FF	FR	S	A
2016	Cowboys	16	14	23	17	6	5	37	5.0	36.0	14	0	0	0	0	0	0	1	1	0	0	0	0	0	0	0	0	0
2017	Cowboys	16	16	22	10	12	4	13	2.5	15.0	25	0	0	0	0	0	0	0	2	0	6	0	0	0	0	0	0	0
2018	Cowboys	13	9	19	12	7	5	33	3.0	24.0	20	0	0	0	0	0	0	0	1	0	0	0	0	0	0	0	0	0
2019	Cowboys	16	16	20	15	5	6	40	4.0	32.0	26	0	0	0	0	0	0	0	1	0	0	0	0	0	0	0	0	0
2020	Raiders	12	11	15	8	7	0	0	0.0	0.0	1	0	0	0	0	0	0	0	0	0	0	0	0	0	0	0	0	0
2021	Texans	15	15	29	18	11	9	29	2.5	22.0	7	1	0	0	0	1	0	1	0	0	0	0	0	0	0	0	0	0
2022	Texans	6	6	12	6	6	2	1	0.0	0.0	3	0	0	0	0	1	0	0	0	0	0	0	0	0	0	0	0	0
NFL TOTALS		94	87	140	86	54	31	153	17.0	129.0	96	1	0	0	0	2	1	6	0	6	0	0	0	0	0	0	0	0

MALIEK COLLINS' NFL POSTSEASON DEFENSIVE STATISTICS

DATE	TEAM	GP	GS	TACKLES							YDS	QBH	INTERCEPTIONS						FUMBLES				ST		MISC			
				TK	S	A	TFL	YDS	SK	YDS			NO	YDS	LG	TD	PD	FF	FR	TD	YDS	TK	S	A	FF	FR	S	A
2016	Cowboys	1	1	0	0	0	0	0	0.0	0.0	1	0	0	0	0	0	0	0	0	0	0	0	0	0	0	0	0	0
2018	Cowboys	2	2	10	6	4	2	8	1.0	7.0	1	0	0	0	0	0	0	0	0	0	0	0	0	0	0	0	0	0
NFL TOTALS		3	3	10	6	4	2	8	1.0	7.0	2	0	0	0	0	0	0	0	0	0	0	0	0	0	0	0	0	0

SINGLE-GAME HIGHS: DEFENSIVE

Total Tackles 6 vs. Philadelphia Eagles, Oct 20, 2019
...1 more at 6.

Solo Tackles 5 vs. Tennessee Titans, Nov 05, 2018
Sacks 2.0 at Arizona Cardinals, Sep 25, 2017
...1 more at 2.0.

Passes Defensed 1 vs. Indianapolis Colts, Sep 11, 2022
...2 more at 1.

Forced Fumbles 1 vs. Tampa Bay Buccaneers, Dec 18, 2016

Fumble Recoveries

1 at Miami Dolphins, Nov 07, 2021
...5 more at 1.

Tackles For Loss

2 at Tennessee Titans, Nov 21, 2021

Interceptions

1 at Miami Dolphins, Nov 07, 2021

Longest Opponent's Fumble Return

6 at Denver Broncos, Sep 17, 2017

SINGLE-GAME HIGHS - POSTSEASON: DEFENSIVE

Total Tackles 3 at Los Angeles Rams, Jan 12, 2019
...1 more at 3.

Solo Tackles 3 at Los Angeles Rams, Jan 12, 2019

Sacks 1.0 vs. Seattle Seahawks, Jan 05, 2019

Tackles For Loss 1 at Los Angeles Rams, Jan 12, 2019



2022 GAME-BY-GAME REGULAR-SEASON STATISTICS (TEXANS)

			TACKLES								INTERCEPTIONS					FUMBLES					ST					MISC					
W	DATE	OPPONENT	P/S	TK	S	A	SK	YDS	TFL	YDS	QBH	NO	YDS	LG	TD	PD	FF	FR	TD	YDS	TK	S	A	FF	FR	S	A	W/L	SCORE		
01	09/11	Colts	S	4	2	2	0.0	0.0	0	0	0	0	0	0	0	1	0	0	0	0	0	0	0	0	0	0	0	T	20-20		
02	09/18	at Broncos	S	1	0	1	0.0	0.0	0	0	0	0	0	0	0	0	0	0	0	0	0	0	0	0	0	0	L	9-16			
03	09/25	at Bears	S	1	1	0	0.0	0.0	1	1	1	0	0	0	0	0	0	0	0	0	0	0	0	0	0	0	L	20-23			
04	10/02	Chargers	S	2	0	2	0.0	0.0	0	0	0	0	0	0	0	0	0	0	0	0	0	0	0	0	0	0	L	24-34			
05	10/09	at Jaguars	S	3	2	1	0.0	0.0	1	0	1	0	0	0	0	0	0	0	0	0	0	0	0	0	0	0	W	13-6			
07	10/23	at Raiders	S	1	1	0	0.0	0.0	0	0	1	0	0	0	0	0	0	0	0	0	0	0	0	0	0	0	L	20-38			
08	10/30	Titans		INACTIVE																								L	10-17		
09	11/03	Eagles		INACTIVE																								L	17-29		
2022 TOTALS			6-6	12	6	6	0.0	0.0	2	1	3	0	0	0	0	1	0	0	0	0	0	0	0	0	0	0	0	1-6-1			



NICO
COLLINS

12
WIDE RECEIVER

Ht: 6-4 Wt: 215
DOB: 3/19/1999 College: Michigan
Texans Season: 2 NFL Season: 2
Acquired: D3b-'21

TRANSACTIONS: Selected by the Houston Texans with the 26th pick of the third round (89th overall) of the 2021 NFL Draft...Placed on the Reserve/Injured List on Sept. 21, 2021...Designated for return to the active roster on Oct. 13, 2021...Activated on Oct. 16, 2021.

2022 (Houston 6/4):

- Has 18 receptions for 305 yards (16.9 avg.) in 2022 so far
- Started the Week 1 game vs. Indianapolis (9/11), catching two passes for 26 yards
- Caught four passes for 58 yards (13.0 avg.) at Denver (9/18), which ranks as the fourth-most receiving yards of his career
- Had a career-best 82 receiving yards vs. Los Angeles (10/2), which included his longest career reception of 58 yards

2021 (Houston 14/8):

- Played in 14 games (eight starts) as a rookie, amassing 33 receptions for 446 yards (13.5 avg.) and one receiving touchdown
- Recorded the fifth-most receiving yards by a rookie in Texans history
- Notched his first career reception for seven yards in the season opener vs. Jacksonville (9/12)
- Caught a career-long 32-yard pass at Cleveland (9/19)
- Made his second start of the season and caught four passes for 44 yards (11.0 avg.) at Indianapolis (10/17), the second-most receiving yards on the team
- Finished with 28 receiving yards on two catches at Arizona (10/24) to lead the team in receiving yards for the first time in his career
- Recorded four receptions for 55 yards vs. the L.A. Rams (10/31)

- Posted career highs with 69 receiving yards and five catches (13.8 avg.) vs. Seattle (12/12)
- Caught his first career touchdown pass from QB Davis Mills and recorded three receptions for 33 yards (11.0 avg.) vs. the L.A. Chargers (12/26)
- Finished second on the team with 67 receiving yards on three catches (22.3 avg.) vs. Tennessee (1/9/22)

COLLEGE:

- Played three seasons (2017-19) at the University of Michigan in Ann Arbor, Mich., before opting out of the 2020 season, totaling 78 receptions for 1,388 receiving yards (17.8 avg.) and 13 touchdowns in his career
- Opted out of the 2020 season
- Appeared in 12 games (10 starts) in 2019, catching 37 passes for 729 yards with a team-leading seven touchdowns and a Big Ten-leading 19.7 yards per catch. Also named the team's Offensive Player of the Year
- Played in all 13 games (11 starts) in 2018, with 38 receptions for 632 yards (16.6 avg.) and six touchdowns. Earned All-Big Ten honorable mention honors from the coaches
- Played in four games (one start) in 2017, totaling three catches for 27 yards (9.0 avg.)

PERSONAL:

- Attended Clay-Chalkville High School in Pinson, Ala.
- Helped lead the Cougars to the Alabama Division 6A state championship in 2014
- Totaled 103 receptions for 1,968 receiving yards (19.1 avg.) and 25 touchdowns over his final two high school seasons
- Was named to the Alabama Sports Writers Association All-State First Team in 2016

NICO COLLINS' NFL REGULAR SEASON RUSHING/RECEIVING STATISTICS

DATE	TEAM	GP	GS	RECEIVING					RUSHING				
				NO.	YDS.	AVG.	LG	TD	NO.	YDS.	AVG.	LG	TD
2021	Texans	14	8	33	446	13.5	32	1	0	0	0.0	0	0
2022	Texans	6	4	18	305	16.9	58	0	0	0	0.0	0	0
NFL TOTALS		20	12	51	751	14.7	58	1	0	0	0.0	0	0



SINGLE-GAME HIGHS: RECEIVING

Receptions	5 vs. Seattle Seahawks, Dec 12, 2021	Receiving TDs	1 vs. Los Angeles Chargers, Dec 26, 2021
Receiving Yards	82 vs. Los Angeles Chargers, Oct 02, 2022	All-Purpose Yards	82 vs. Los Angeles Chargers, Oct 02, 2022
Receiving Average	27.3 vs. Los Angeles Chargers, Oct 02, 2022	Most TDs	1 vs. Los Angeles Chargers, Dec 26, 2021
Longest Receptions	58 vs. Los Angeles Chargers, Oct 02, 2022	Miscellaneous Tackles	1 at Indianapolis Colts, Oct 17, 2021

2022 GAME-BY-GAME REGULAR-SEASON STATISTICS (TEXANS)

W	DATE	OPPONENT	P/S	RECEIVING					RUSHING					W/L/T	SCORE
				NO.	YDS.	AVG.	LG	TD	NO.	YDS.	AVG.	LG	TD		
01	09/11	Colts	S	2	26	13.0	18	0	0	0	0.0	0	0	T	20-20
02	09/18	at Broncos	P	4	58	14.5	29	0	0	0	0.0	0	0	L	9-16
03	09/25	at Bears	P	2	41	20.5	22	0	0	0	0.0	0	0	L	20-23
04	10/02	Chargers	S	3	82	27.3	58	0	0	0	0.0	0	0	L	24-34
05	10/09	at Jaguars	S	4	65	16.3	23	0	0	0	0.0	0	0	W	13-6
07	10/23	at Raiders	S	3	33	11.0	15	0	0	0	0.0	0	0	L	20-38
08	10/30	Titans						INACTIVE						L	10-17
09	11/03	Eagles						INACTIVE						L	17-29
2022 TOTALS			6-4	18	305	16.9	58	0	0	0	0.0	0	0	1-6-1	



BRANDIN
COOKS

13
WIDE RECEIVER

Ht: 5-10

DOB: 9/25/1993

Texans Season: 3

Acquired: T-'20 (LAR)

Wt: 183

College: Oregon State

NFL Season: 9

TRANSACTIONS: Selected by the New Orleans Saints in the first round (20th overall) of the 2014 NFL Draft...Traded to the New England Patriots on March 10, 2017...Traded to the Los Angeles Rams on April 5, 2018...Traded to the Houston Texans on April 10, 2020...Placed on the Reserve/COVID-19 List on Dec. 22, 2021...Activated from the Reserve/COVID-19 List on Dec. 29, 2021...Signed a contract extension with the Texans on April 14, 2022.

CAREER:

- ✦ Ninth-year receiver who has played in 126 career games (114 starts) with the Saints, Patriots, Rams and Texans, totaling 8,271 receiving yards and 47 touchdowns on 605 catches (13.7 avg.). Also owns 302 rushing yards and two rushing touchdowns on 48 carries (6.1 avg.)
- ✦ Became the 10th player to record 8,000 receiving yards before the age of 29, the first in NFL history to do it with playing for at least four different teams
- ✦ Has reached 1,000 receiving yards in six seasons since entering the league in 2014, tied for the second-most 1,000-yards-plus seasons in the NFL during that span
- ✦ Started all six postseason contests in his career, including back-to-back Super Bowl appearances (LII, LIII). Led the Rams in Super Bowl LIII with 120 receiving yards
- ✦ One of only eight players in NFL history to record at least three seasons of 1,000-plus receiving yards and seven touchdowns before turning 25 (Randy Moss, Lance Alworth, John Jefferson, Odell Beckham Jr., Mike Evans, Larry Fitzgerald and A.J. Green)
- ✦ Became the first player in NFL history to record three consecutive 1,000-yard seasons on three different teams (New Orleans, New England, L.A. Rams)
- ✦ Joined Brandon Marshall as the only players in NFL history to record at least 1,000 receiving yards in a season with four different teams
- ✦ Owns a 13.6 yards-per-reception average since entering the league in 2014, the fourth-highest mark in the NFL over that span (min. 500 receptions)
- ✦ Ranks fifth in the NFL in receptions of 25-or-more yards since entering the league in 2014 with 78, including eight in 2018, two in 2019, 12 in 2020, seven in 2021 and one in 2022
- ✦ One of six players in the NFL to average at least 10.0 yards per reception in each season since 2014 (min. 40 receptions)

- ✦ Reached 1,000 receiving yards for the sixth time of his career in 2021, joining Andre Johnson and DeAndre Hopkins as the only Texans to record consecutive seasons with 1,000 receiving yards

2022 (Houston 7/7):

- ✦ Has a team-high 32 receptions and 354 receiving yards (11.1 avg.) in 2022
- ✦ Caught a team-high seven passes for 82 yards (11.7 avg.) vs. Indianapolis in Week 1 (9/11)
- ✦ Hauled in four passes for 54 yards which helped him surpass the 8,000 career receiving yard mark at Denver (9/18)
- ✦ Caught his first touchdown pass of the season vs. Los Angeles (10/2) in addition to catching seven passes for 57 yards (8.1 avg.)
- ✦ Had his second-best receiving game vs. Tennessee (10/30), catching four passes for 74 yards

2021 (Houston 16/16):

- ✦ Started all 16 games he played in and totaled a career-high 90 receptions for 1,037 yards (11.5 avg.) and six receiving touchdowns, finishing as the team leader in receptions, receiving yards and receiving touchdowns
- ✦ Tallied five receptions for 132 yards (26.4 avg.) in the season opener vs. Jacksonville (9/12). Posted 128 receiving yards in the first half, the fifth-highest first-half total in Texans history and the highest first-half total of his career. Reached 30 career receptions of 40-plus yards
- ✦ Led the team in receptions (nine) and receiving yards (78) with a long of 22 yards and a touchdown at Cleveland (9/19)
- ✦ Posted nine receptions for 112 yards (12.4 avg.) vs. Carolina (9/23)
- ✦ Paced the Texans in catches (nine) and receiving yards (89) at Indianapolis (10/17)
- ✦ Led the team with six receptions for 83 yards (13.8 avg.) and a touchdown vs. the L.A. Rams (10/31). Caught a 45-yard touchdown pass from QB Davis Mills, his longest touchdown reception of the season
- ✦ Led the team with 45 receiving yards on three receptions vs. the N.Y. Jets (11/28). Caught a 40-yard touchdown pass from QB Tyrod Taylor, marking his 75th reception of 25-plus yards since entering the NFL in 2014
- ✦ Recorded 101 receiving yards on eight receptions (12.6 avg.) vs. Seattle (12/12)



- ✦ Led the team with seven receptions for 102 yards (14.6 avg.) at Jacksonville (12/19), his fourth game of the season with 100-plus receiving yards. Tied a career high with two receiving touchdowns, his eighth career multi-score game
- ✦ Paced the Texans with 66 receiving yards on seven receptions (9.4 avg.) and a touchdown at San Francisco (1/2/22). Eclipsed 1,000 yards on the season for the sixth time in his career, becoming the third Texans player to record consecutive seasons with 1,000 receiving yards

2020 (Houston 15/15):

- ✦ Started 15 games in his first season with the Texans and became the third player in franchise history with at least 1,000 receiving yards in a single season
- ✦ Caught two passes for 20 yards (10.0 avg.) in his first game with the franchise at Kansas City (9/10)
- ✦ Totaled five receptions for 95 yards (19.0 avg.) vs. Baltimore (9/20), which was the most receiving yards in a game for him since Week 3 of the 2019 season at Cleveland (112)
- ✦ Finished with eight receptions for 161 yards (20.1 avg.) and one touchdown vs. Jacksonville (10/11), which was his first 100-yard receiving game as a member of the Texans and the 16th of his NFL career
- ✦ Finished with nine receptions for 68 yards (7.6 avg.) and one touchdown at Tennessee (10/18), which tied for the third-most receptions in a game in his career and the most since Week 10 of 2018 (10) when he was a member of the L.A. Rams
- ✦ Finished with three receptions for 83 yards (27.7 avg.), including a 57-yard touchdown pass at Jacksonville (11/8). He became the ninth player in NFL history with a 50-plus yard reception in each of his first seven seasons
- ✦ Finished with four receptions for 85 yards (21.3 avg.), including a long of 44 yards vs. New England (11/22)
- ✦ Logged five receptions for 85 yards (17.0 avg.) at Detroit (11/26) and recorded consecutive games with at least 80 receiving yards for the first time since Weeks 10-11 of 2018
- ✦ Totaled six receptions for 59 yards (9.8 avg.) at Indianapolis (12/20)
- ✦ Recorded seven receptions for 141 yards (20.1 avg.), including a game-long 50-yard reception vs. Cincinnati (12/27), which marked his second 100-yard receiving game of the season
- ✦ Posted a career-high 11 receptions and a season-high 166 receiving yards (15.1 avg.) while adding two touchdowns vs. Tennessee (1/3/21)

2019 (L.A. Rams 14/14):

- ✦ Played in 14 games (14 starts) and finished the season with 42 receptions for 583 yards (13.9 avg.) and two touchdowns. Added six carries for 52 yards (8.7 avg.)
- ✦ Notched a season-long 57-yard reception on the opening drive vs. New Orleans (9/15) and finished with 74 yards and one touchdown on three receptions (24.7 avg.)
- ✦ Logged his first 100-yard performance of the season at Cleveland (9/22) with a season-high 112 yards on eight catches (14.0 avg.) with one touchdown

2018 (L.A. Rams 16/16, 3/3):

- ✦ Started all 16 games in his first season with the Rams and finished with a career-best 1,204 receiving yards, his fourth-consecutive season with 1,000-plus receiving yards

- ✦ Recorded five receiving touchdowns on the season and added 68 yards and one touchdown on 10 carries (6.8 avg.)
- ✦ Logged five games of 100-or-more receiving yards, including three-consecutive 100-yard performances from Weeks 9-11, which is tied for the sixth-longest streak in franchise history
- ✦ Led the team in receptions (seven) and receiving yards (159) vs. Arizona (9/16)
- ✦ Registered a team-best 114 yards receiving on six receptions (19.0 avg.) at New Orleans (11/4), his third 100-yard performance of the season

2017 (New England 16/15, 3/3):

- ✦ Played in all 16 games (15 starts) and totaled 65 receptions for 1,082 yards (16.6 avg.) and seven touchdowns. Added 40-yards rushing on nine attempts (4.4 avg.)
- ✦ His single-season career-high average of 16.6 yards per reception ranked fourth in the NFL among receivers with at least 50 receptions
- ✦ Started in all three postseason contests including Super Bowl LII and registered 10 receptions for 155 yards (15.5 avg.)
- ✦ Joined WR Antonio Brown as the only wide receivers with at least 1,000 receiving yards and seven touchdowns in each season from 2015-17
- ✦ Led the team in receiving with 131 yards and two touchdowns on five catches (26.2 avg.) vs. Houston (9/24)
- ✦ Registered six catches for a season-high 149 yards (24.8 avg.) and a touchdown against Oakland in Mexico City (11/19)
- ✦ Led the team in receiving vs. Miami (11/26) with 83 yards on six receptions (13.8 avg.), including a five-yard touchdown
- ✦ Tallied six catches for 100 yards (16.7 avg.) in the AFC Championship Game vs. Jacksonville (1/21/18)

2016 (New Orleans 16/12):

- ✦ Appeared in all 16 games (12 starts) and recorded 78 catches for 1,173 yards (15.0 avg.) and eight touchdown receptions, notching his second-consecutive season of at least 1,000 yards. Added six rushing attempts for 30 yards (5.0 avg.) and fielded one punt return for two yards
- ✦ Caught six passes for 143 yards (23.8 avg.) and two touchdowns vs. Oakland (9/11), including a career-long 98-yard touchdown grab
- ✦ Pulled in seven passes for a season-high 173 yards (24.7 avg.) and one touchdown vs. Carolina (10/16), including an 87-yard touchdown grab. Became the first player in NFL history to have two touchdown receptions of 85-plus yards in his team's first five games
- ✦ Notched a career-high 186 receiving yards and added two touchdowns on seven receptions (26.6 avg.) at Arizona (12/8)

2015 (New Orleans 16/12):

- ✦ Played in all 16 games (12 starts) and led the Saints in receptions (84) receiving yards (1,138) and receiving touchdowns (nine). Added eight carries for 18 yards and returned two punts for 12 yards
- ✦ His 84 receptions on the season were the most by a Saints receiver since 2010
- ✦ Notched his first career 100-yard game, pulling in five passes for 107 yards (21.4 avg.) at Philadelphia (10/11)



- Established a single-game career high in receptions with 10 catches for a season-high 124 yards (12.4 avg.) and one touchdown vs. Detroit (12/21)
- Notched a second-consecutive 100-yard performance and a season-high 24.6 yards per reception, pulling in five catches for 123 yards vs. Jacksonville (12/27)

2014 (New Orleans 10/7):

- Played in 10 games (six starts) as a rookie and finished with 53 receptions for 550 yards (10.4 avg.) and three touchdowns. Added seven carries for 73 yards (10.4 avg.) and one touchdown, 10 punt returns for 35 yards (3.5 avg.) and one kickoff return for 12 yards
- Made his NFL debut vs. Atlanta (9/7) and caught seven passes for 77 yards (11.0 avg.) and a touchdown, while adding one carry for 18 yards. His seven receptions tied the most by a Saints rookie in their debut
- Registered a season-high 94 receiving yards and one touchdown on six catches (15.7 avg.) vs. Green Bay (10/6)

COLLEGE:

- Played three seasons (2011-13) at Oregon State University in Beaverton, Ore., where he played in 38 career games

(29 starts) before declaring for the NFL Draft after his junior season

- Amassed a career total of 3,863 all-purpose yards, consisting of 3,272 receiving yards and 24 touchdowns on 226 receptions, 340 rushing yards on 61 carries, 72 yards on 12 punt returns and 179 yards on eight kickoff returns
- In his final season in 2013, won the Biletnikoff Award was named a consensus first-team All-American and an All-Pac 12 selection after setting school and conference single-season receiving records with 128 receptions for 1,730 yards (13.5 avg.) and scoring a school-record 16 touchdowns. His 2,019 all-purpose yards ranked second in school history

PERSONAL:

- Attended Lincoln High School in Stockton, Calif., where he was a three-sport athlete, earning letters in football, track and basketball
- As a wide receiver, was a two-time Section Offensive Player of the Year, All-Area selection and team MVP, finishing with 1,525 all-purpose yards as a senior, including 66 receptions for 1,125 yards and 11 touchdowns

BRANDIN COOKS' NFL REGULAR SEASON RUSHING/RECEIVING STATISTICS

DATE	TEAM	GP	GS	RECEIVING					RUSHING				
				NO.	YDS.	AVG.	LG	TD	NO.	YDS.	AVG.	LG	TD
2014	Saints	10	7	53	550	10.4	50t	3	7	73	10.4	28	1
2015	Saints	16	12	84	1,138	13.5	71t	9	8	18	2.3	11	0
2016	Saints	16	12	78	1,173	15.0	98t	8	6	30	5.0	11	0
2017	Patriots	16	15	65	1,082	16.6	64t	7	9	40	4.4	13	0
2018	Rams	16	16	80	1,204	15.1	57	5	10	68	6.8	17	1
2019	Rams	14	14	42	583	13.9	57	2	6	52	8.7	27	0
2020	Texans	15	15	81	1,150	14.2	57t	6	0	0	0.0	0	0
2021	Texans	16	16	90	1,037	11.5	52	6	2	21	10.5	16	0
2022	Texans	7	7	32	354	11.1	44	1	0	0	0.0	0	0
NFL TOTALS		126	114	605	8,271	13.7	98T	47	48	302	6.3	28	2

BRANDIN COOKS' NFL POSTSEASON RUSHING/RECEIVING STATISTICS

DATE	TEAM	GP	GS	RECEIVING					RUSHING				
				NO.	YDS.	AVG.	LG	TD	NO.	YDS.	AVG.	LG	TD
2017	Patriots	3	3	10	155	15.5	31	0	1	1	1.0	1	0
2018	Rams	3	3	19	292	15.4	36	0	1	5	5.0	5	0
NFL TOTALS		6	6	29	447	15.4	36	0	2	6	3.0	5	0



BRANDIN COOKS' NFL REGULAR SEASON RETURN STATISTICS

DATE	TEAM	KICKOFF RETURNS					PUNT RETURNS					
		RET.	YDS.	AVG.	LG	TD	NO.	FC	YDS.	AVG.	LG	TD
2014	Saints	1	12	12.0	12	0	10	15	35	3.5	15	0
2015	Saints	0	0	0.0	0	0	2	0	12	6.0	6	0
2016	Saints	1	10	10.0	10	0	1	0	2	2.0	2	0
2017	Patriots	0	0	0.0	0	0	0	0	0	0.0	0	0
2018	Rams	0	0	0.0	0	0	0	0	0	0.0	0	0
2019	Rams	0	0	0.0	0	0	0	0	0	0.0	0	0
2020	Texans	0	0	0.0	0	0	0	0	0	0.0	0	0
2021	Texans	0	0	0.0	0	0	0	0	0	0.0	0	0
2022	Texans	0	0	0.0	0	0	0	0	0	0.0	0	0
NFL TOTALS		2	22	11.0	12	0	13	15	49	3.8	15	0

SINGLE-GAME HIGHS: RUSHING/RECEIVING

Rush Attempts	4 vs. Jacksonville Jaguars, Dec 27, 2015
Rushing Yards	31 at Cleveland Browns, Sep 14, 2014
Longest Runs	28 at Cleveland Browns, Sep 14, 2014
Rushing TDs	1 vs. Seattle Seahawks, Nov 11, 2018 ...1 more at 1.
Receptions	11 vs. Tennessee Titans, Jan 03, 2021
Receiving Yards	186 at Arizona Cardinals, Dec 18, 2016
Receiving Average	32.7 vs. Denver Broncos, Nov 13, 2016
Longest Receptions	98t vs. Oakland Raiders, Sep 11, 2016
Receiving TDs	2 at Jacksonville Jaguars, Dec 19, 2021 ...7 more at 2.
All-Purpose Yards	186 at Arizona Cardinals, Dec 18, 2016

Kickoff Returns	1 vs. Tampa Bay Buccaneers, Dec 24, 2016 ...1 more at 1.
Kickoff Return Yards	12 vs. Tampa Bay Buccaneers, Oct 05, 2014
Longest Kickoff Return	12 vs. Tampa Bay Buccaneers, Oct 05, 2014
Fair Catches	4 at Carolina Panthers, Oct 30, 2014
Punt Return Yards	15 at Detroit Lions, Oct 19, 2014 ...1 more at 15.
Longest Punt Return	15 at Detroit Lions, Oct 19, 2014
Punt Returns	2 vs. Detroit Lions, Dec 21, 2015 ...2 more at 2.
Most TDs	2 at Jacksonville Jaguars, Dec 19, 2021 ...8 more at 2.
Miscellaneous Tackles	2 vs. San Francisco 49ers, Nov 09, 2014

SINGLE-GAME HIGHS - POSTSEASON: RUSHING/RECEIVING

Rush Attempts	1 vs. Dallas Cowboys, Jan 12, 2019 ...1 more at 1.
Rushing Yards	5 vs. Dallas Cowboys, Jan 12, 2019
Longest Runs	5 vs. Dallas Cowboys, Jan 12, 2019
Receptions	8 vs. New England Patriots, Feb 03, 2019
Receiving Yards	120 vs. New England Patriots, Feb 03, 2019

Receiving Average	16.7 vs. Jacksonville Jaguars, Jan 21, 2018
Longest Receptions	36 at New Orleans Saints, Jan 20, 2019
All-Purpose Yards	120 vs. New England Patriots, Feb 03, 2019
Miscellaneous Tackles	1 vs. New England Patriots, Feb 03, 2019



100-YARD RECEIVING GAMES (22): REGULAR SEASON

DATE	TEAM	NO.	YDS.	AVG.	LG	TD
10/11/15	at Eagles	5	107	21.4	46	1
12/06/15	PANTHERS	6	104	17.3	54t	1
12/21/15	LIONS	10	124	12.4	28	1
12/27/15	JAGUARS	5	123	24.6	71t	1
09/11/16	RAIDERS	6	143	23.8	98t	2
10/16/16	PANTHERS	7	173	24.7	87t	1
12/18/16	at Cardinals	7	186	26.6	65t	2
09/24/17	TEXANS	5	131	26.2	44	2
11/19/17	at Raiders	6	149	24.8	64t	1
09/16/18	CARDINALS	7	159	22.7	57	0
09/27/18	VIKINGS	7	116	16.6	47t	1
11/04/18	at Saints	6	114	19.0	48	1
11/11/18	SEAHAWKS	10	100	10.0	17	0
11/19/18	CHIEFS	8	107	13.4	30	0
09/22/19	at Browns	8	112	14.0	23	0
10/11/20	JAGUARS	8	161	20.1	36	1
12/27/20	BENGALS	7	141	20.1	50	1
01/03/21	TITANS	11	166	15.1	38t	2
09/12/21	JAGUARS	5	132	26.4	52	0
09/23/21	PANTHERS	9	112	12.4	30	0
12/12/21	SEAHAWKS	8	101	12.6	19	0
12/19/21	at Jaguars	7	102	14.6	43t	2

100-YARD RECEIVING GAMES (3): POSTSEASON

DATE	TEAM	NO.	YDS.	AVG.	LG	TD
01/21/18	JAGUARS	6	100	16.7	31	0
01/20/19	at Saints	7	107	15.3	36	0
02/03/19	PATRIOTS	8	120	15.0	24	0

2022 GAME-BY-GAME REGULAR-SEASON STATISTICS (TEXANS)

W	DATE	OPPONENT	P/S	RECEIVING					RUSHING					W/L/T	SCORE
				NO.	YDS.	AVG.	LG	TD	NO.	YDS.	AVG.	LG	TD		
01	09/11	Colts	S	7	82	11.7	42	0	0	0	0.0	0	0	T	20-20
02	09/18	at Broncos	S	4	54	13.5	25	0	0	0	0.0	0	0	L	9-16
03	09/25	at Bears	S	2	22	11.0	17	0	0	0	0.0	0	0	L	20-23
04	10/02	Chargers	S	7	57	8.1	20	1	0	0	0.0	0	0	L	24-34
05	10/09	at Jaguars	S	4	20	5.0	7	0	0	0	0.0	0	0	W	13-6
07	10/23	at Raiders	S	4	46	11.5	24	0	0	0	0.0	0	0	L	20-38
08	10/30	Titans	S	4	73	18.3	44	0	0	0	0.0	0	0	L	10-17
09	11/03	Eagles							INACTIVE					L	17-29
2022 TOTALS			7-7	32	354	11.1	44	1	0	0	0.0	0	0	1-6-1	



AUSTIN DECULUS

76
OFFENSIVE LINEMAN

Ht: 6-5 **Wt:** 321
DOB: 3/12/1999 **College:** LSU
Texans Season: R **NFL Season:** R
Acquired: D6-'22

TRANSACTIONS: Selected by the Houston Texans in the sixth round (205th overall) of the 2022 NFL Draft.

2022 (Houston 0/0)

- ✦ Made the 53-man roster but was inactive for Week 1 of the NFL season
- ✦ Active for the first time in his career but did not play at Denver (9/18)

COLLEGE:

- ✦ Played five seasons (2017-21) at LSU in Baton Rouge, La., where he played in more games than any player in school history (61) with 46 starts

2021 (LSU):

- ✦ Started 12 games at right tackle and played 829 snaps in his fifth year that was granted due to COVID-19
- ✦ Did not miss a single snap in SEC-play
- ✦ Helped pave the way for a record-setting 287-yard rushing performance vs. Florida (10/16)
- ✦ Played a season-high 86 snaps vs. Arkansas (11/13)
- ✦ Played 74 snaps in the win vs. Texas A&M on Senior Night (11/27), helping the Tigers become bowl eligible

2020 (LSU):

- ✦ Started all 10 games at right tackle, playing every offensive snap in seven games
- ✦ Named to the 2020 SEC Academic Honor Roll
- ✦ Blocked for a 276-yard rushing effort vs. South Carolina (10/24)
- ✦ Helped the Tigers rack up a season-high 593 yards of total offense and allowed only 1.0 sack on 51 passing attempts vs. Ole Miss (12/19)

2019 (LSU):

- ✦ Played and started in 13 games during LSU's national championship season, all at right tackle, when he was named the team's most improved offensive lineman
- ✦ Was a part of the offensive line that was named the Joe Moore Award winner as the top unit in the nation
- ✦ Helped pave the way for 1,000-yard rusher RB Clyde Edwards-Helaire and Heisman Trophy Award winner QB

Joe Burrow

- ✦ Was a key member of the offensive line that helped the Tigers to 500-plus yards of total offense vs. Texas A&M (11/30)
- ✦ Blocked for LSU as the team put up 37 points and 450-plus yards of total offense vs. Georgia in the SEC Championship Game (12/7)
- ✦ Assisted the LSU offense as it racked up 692 yards of total offense and allowed just 1.0 sack in the CFP Semifinal vs. Oklahoma (12/28)
- ✦ Played all 81 offensive snaps in the CFP National Championship vs. Clemson (1/13/20)

2018 (LSU):

- ✦ Was a starter at right tackle for LSU's final 11 games, appearing in 13 total games with 827 snaps
- ✦ Made his first career start at left tackle vs. Southeastern Louisiana (9/9)
- ✦ Shifted to right tackle the following week at Auburn (9/15), where he remained for the rest of the season
- ✦ Played every offensive snap in six consecutive games beginning with the win vs. Southeastern Louisiana and continued through the victory vs. Georgia (10/13)
- ✦ Played all 86 offensive snaps vs. UCF in the Fiesta Bowl (1/1/19)

2017 (LSU):

- ✦ Played in all 13 games on special teams and saw action on the offensive line in two games as a true freshman
- ✦ Played extensively on the road at Florida (10/7) following two injuries to linemen in the game

PERSONAL:

- ✦ Attended Cy-Fair High School in Cypress, Texas, where he was an honorable mention 6A All-State selection in 2016
- ✦ Regarded as the nation's 14th-best overall prospect and the No. 5 offensive tackle by ESPN
- ✦ Ranked as the No. 3 prospect in Texas by ESPN
- ✦ A member of the VYPE/Houston Chronicle Greater Houston first team
- ✦ Participated in the 2016 Under Armour All-America Game



AUSTIN DECULUS' NFL REGULAR SEASON STATISTICS

DATE	TEAM	GP	GS
2022	Texans	0	0
NFL TOTALS		0	0

2022 GAME-BY-GAME REGULAR-SEASON STATISTICS (TEXANS)

W	DATE	OPPONENT	P/S		W/L/ T	SCORE
01	09/11	Colts		INACTIVE	T	20-20
02	09/18	at Broncos		DID NOT PLAY	L	9-16
03	09/25	at Bears		INACTIVE	L	20-23
04	10/02	Chargers		INACTIVE	L	24-34
05	10/09	at Jaguars		INACTIVE	W	13-6
07	10/23	at Raiders		INACTIVE	L	20-38
08	10/30	Titans		INACTIVE	L	10-17
09	11/03	Eagles		INACTIVE	L	17-29
2022 TOTALS		0-0			1-6-1	



PHILLIP
DORSETT

4

WIDE RECEIVER

Ht: 5-10

DOB: 1/5/1993

Texans Season: 2 NFL Season: 8

Acquired: FA-'21

Wt: 192

College: Miami

TRANSACTIONS: Selected by the Indianapolis Colts in the first round (29th overall) of the 2015 NFL Draft...Traded to the New England Patriots on Sept. 2, 2017...Signed an extension with the Patriots on March 19, 2019...Signed with the Seattle Seahawks as an unrestricted free agent on March 30, 2020...Placed on the Reserve/Injured List on Sept. 22, 2020...Signed with the Jacksonville Jaguars as an unrestricted free agent on March 22, 2021...Released by the Jaguars on Aug. 31, 2021...Signed to the Jaguars practice squad on Sept. 1, 2021...Elevated to the Jaguars active roster on Sept. 25, 2021...Reverted back to the Jaguars practice squad on Sept. 27, 2021...Released by the Jaguars on Sept. 28, 2021...Signed to the Seahawks practice squad on Sept. 29, 2021...Elevated to the Seahawks active roster on Oct. 7, 2021...Reverted back to the Seahawks practice squad on Oct. 8, 2021...Elevated to the Seahawks active roster on Oct. 16, 2021...Reverted back to the Seahawks practice squad on Oct. 18, 2021...Released from the Seahawks practice squad on Nov. 30, 2021...Signed to the Houston Texans practice squad on Dec. 4, 2021...Signed to the Texans active roster on Dec. 11, 2021...Placed on the Reserve/Injured List on Dec. 29, 2021.

2022 (Houston 7/2):

- Has caught seven passes for 135 yards (19.3 avg.) and one touchdown in 2022
- Inactive for the Week 2 game at Denver (9/18)
- Caught two passes for 45 yards (22.5 avg.) and a touchdown at Las Vegas (10/23), his first touchdown reception since Week 11 in 2019
- Hauled in three passes for 69 yards (23.0 avg.) vs. Philadelphia (11/3), the third-most receiving yard output of his career

2021 (Jacksonville 1/0; Seattle 2/0; Houston 3/0):

- Played in six total contests between the Jaguars, Seahawks and Texans, recording seven catches for 110 yards (15.7 avg.) on the season, including six catches for 107 yards (17.8 avg.) in three games as a Texan prior to being placed on the Reserve/Injured List due to a leg injury
- Caught his first pass of the season for a three-yard gain at Pittsburgh (10/17), his first reception as a Seahawk
- Made his Texans debut vs. Seattle (12/12), recording one reception for nine yards and a rushing attempt
- Finished second on the Texans with 43 receiving yards on two receptions (21.5 avg.) at Jacksonville (12/19)

- Tallied a season-high 55 receiving yards on three catches (18.3 avg.) vs. the L.A. Chargers (12/26)

2019 (New England 14/4, 1/1):

- Totaled 29 receptions for 397 yards (13.7 avg.) and five touchdowns along with three rushes for 21 yards (7.0 avg.) on the season
- Logged a season-high 95 receiving yards on four receptions (23.8 avg.) and two touchdowns in the opener vs. Pittsburgh (9/8)
- Notched a season-high six catches for 53 yards (8.8 avg.) and a touchdown vs. the N.Y. Jets (9/23)
- Recorded three receptions for 46 yards (15.3 avg.) and a touchdown at the N.Y. Jets (10/21)

2018 (New England 16/2, 3/0):

- Logged 32 receptions for 290 yards (9.1 avg.) and three touchdowns in addition to four carries for 29 yards (7.3 avg.) on the season
- Recorded a season-high seven receptions for 66 yards (9.4 avg.) and scored a touchdown in the opener vs. Houston (9/9)
- Caught four passes for 55 yards (13.8 avg.) and a touchdown vs. Miami (9/30)
- Scored his third touchdown of the season vs. the N.Y. Jets (12/30), tallying five receptions for 34 yards (6.8 avg.)
- Tallied four receptions for 41 yards (10.3 avg.) and a touchdown in the Divisional Round game vs. the L.A. Chargers (1/13/19)
- Caught a 29-yard touchdown pass in the AFC Championship at Kansas City (1/20/19)

2017 (New England 15/2, 2/0):

- Recorded 12 receptions for 194 yards for a career-high 16.2 yards per reception on the season
- Caught three passes for a season-high 68 yards (22.7 avg.) at New Orleans (9/17)
- Notched a season-long 39-yard reception vs. Miami (11/26)

2016 (Indianapolis 15/7):

- Started a career-high seven games and tallied a career high in receiving yards (528) on 33 receptions (16.0 avg.), scoring two touchdowns on the season
- Caught four passes for 94 yards (23.5 avg.) in the opener vs. Detroit (9/11)
- Notched a career-long 64-yard touchdown pass at



Jacksonville (10/2)

- ✎ Hauled in a 50-yard touchdown pass at Minnesota (12/18)

2015 (Indianapolis 11/0):

- ✎ Posted 18 receptions for 225 yards (12.5 avg.) and one touchdown as a rookie
- ✎ Logged a season-high 45 receiving yards on two catches (22.5 avg.) in his first career game at Buffalo (9/13)
- ✎ Notched two receptions for 43 yards (21.5 avg.) and his first career touchdown at Tennessee (9/27)

COLLEGE:

- ✎ Played four seasons at the University of Miami (2011-14) in Miami, Fla., recording 121 receptions for 2,132 yards (17.6 avg.) and 17 touchdowns
- ✎ Totaled a career-high 871 receiving yards on 36 receptions (24.2 avg.), scoring 10 touchdowns as a senior in 2014
- ✎ Logged 13 receptions for 272 yards (20.9 avg.) and two

touchdowns as a junior in 2013

- ✎ Posted a career-high 58 receptions for 842 yards (14.5 avg.) and four touchdowns, earning Third Team All-ACC recognition by Phil Steele as a sophomore in 2012
- ✎ Notched 14 receptions for 147 yards (10.5 avg.) and a touchdown as a true freshman in 2011

PERSONAL:

- ✎ Attended St. Thomas Aquinas High School in Fort Lauderdale, Fla., where he was a two-sport star in football and track
- ✎ As a senior, tallied 35 receptions for 806 yards and 12 touchdowns in an undefeated season, winning the Florida 5A state football championship as well as finishing first in the Powerade Fab 50 ESPN Rise national poll
- ✎ As a senior in track, placed second in the 100 meters (10.51 s) and third in the 200 meters (21.26 s) at the 2011 FHSAA District Meet

PHILLIP DORSETT'S NFL REGULAR SEASON RUSHING/RECEIVING STATISTICS

DATE	TEAM	GP	GS	RECEIVING					RUSHING				
				NO.	YDS.	AVG.	LG	TD	NO.	YDS.	AVG.	LG	TD
2015	Colts	11	0	18	225	12.5	35t	1	3	17	5.7	11	0
2016	Colts	15	7	33	528	16.0	64t	2	2	10	5.0	7	0
2017	Patriots	15	2	12	194	16.2	39	0	1	7	7.0	7	0
Went from New England to Indianapolis .													
2017	Colts	0	0	0	0	0.0	0	0	0	0	0.0	0	0
2017	TOTAL	15	2	12	194	16.2	39	0	1	7	7.0	7	0
2018	Patriots	16	2	32	290	9.1	20	3	4	29	7.3	17	0
2019	Patriots	14	4	29	397	13.7	58t	5	3	21	7.0	9	0
2020	Seahawks	0	0	0	0	0.0	0	0	0	0	0.0	0	0
2021	Jaguars	1	0	0	0	0.0	0	0	0	0	0.0	0	0
Went from Jacksonville to Seattle .													
2021	Seahawks	2	0	1	3	3.0	3	0	0	0	0.0	0	0
Went from Seattle to Houston .													
2021	Texans	3	0	6	107	17.8	36	0	1	0	0.0	0	0
2021	TOTAL	6	0	7	110	15.7	36	0	1	0	0.0	0	0
2022	Texans	7	2	7	135	19.3	34	1	0	0	0.0	0	0
NFL TOTALS		84	17	138	1,879	13.6	64T	12	14	84	6.0	17	0

PHILLIP DORSETT'S NFL POSTSEASON RUSHING/RECEIVING STATISTICS

DATE	TEAM	GP	GS	RECEIVING					RUSHING				
				NO.	YDS.	AVG.	LG	TD	NO.	YDS.	AVG.	LG	TD
2017	Patriots	2	0	2	50	25.0	31	0	0	0	0.0	0	0
2018	Patriots	3	0	5	70	14.0	29t	2	0	0	0.0	0	0
2019	Patriots	1	1	1	6	6.0	6	0	0	0	0.0	0	0
2020	Seahawks	0	0	0	0	0.0	0	0	0	0	0.0	0	0
NFL TOTALS		6	1	8	126	15.8	31	2	0	0	0.0	0	0



SINGLE-GAME HIGHS: RUSHING/RECEIVING

Rush Attempts	2 vs. New York Jets, Sep 22, 2019 ...2 more at 2.	Kickoff Returns	1 vs. Jacksonville Jaguars, Oct 04, 2015
Rushing Yards	16 vs. New York Jets, Dec 30, 2018	Kickoff Return Yards	12 vs. Jacksonville Jaguars, Oct 04, 2015
Longest Runs	17 vs. Buffalo Bills, Dec 23, 2018	Longest Kickoff Return	12 vs. Jacksonville Jaguars, Oct 04, 2015
Receptions	7 vs. Houston Texans, Sep 09, 2018	Fair Catches	1 vs. Kansas City Chiefs, Oct 30, 2016 ...1 more at 1.
Receiving Yards	95 vs. Pittsburgh Steelers, Sep 08, 2019	Punt Return Yards	1 at Buffalo Bills, Sep 13, 2015
Receiving Average	23.8 vs. Pittsburgh Steelers, Sep 08, 2019	Longest Punt Return	1 at Buffalo Bills, Sep 13, 2015
Longest Receptions	64t at Jacksonville Jaguars, Oct 02, 2016	Punt Returns	2 at Buffalo Bills, Sep 13, 2015
Receiving TDs	2 vs. Pittsburgh Steelers, Sep 08, 2019	Most TDs	2 vs. Pittsburgh Steelers, Sep 08, 2019
All-Purpose Yards	95 vs. Pittsburgh Steelers, Sep 08, 2019	Miscellaneous Tackles	1 vs. Miami Dolphins, Sep 30, 2018 ...3 more at 1.

SINGLE-GAME HIGHS - POSTSEASON: RECEIVING

Receptions	4 vs. Los Angeles Chargers, Jan 13, 2019	Receiving TDs	1 at Kansas City Chiefs, Jan 20, 2019 ...1 more at 1.
Receiving Yards	41 vs. Los Angeles Chargers, Jan 13, 2019	All-Purpose Yards	41 vs. Los Angeles Chargers, Jan 13, 2019
Receiving Average	10.3 vs. Los Angeles Chargers, Jan 13, 2019	Most TDs	1 at Kansas City Chiefs, Jan 20, 2019 ...1 more at 1.
Longest Receptions	31 vs. Jacksonville Jaguars, Jan 21, 2018		

2022 GAME-BY-GAME REGULAR-SEASON STATISTICS (TEXANS)

W	DATE	OPPONENT	P/S	RECEIVING					RUSHING					W/L/T	SCORE
				NO.	YDS.	AVG.	LG	TD	NO.	YDS.	AVG.	LG	TD		
01	09/11	Colts	P	0	0	0.0	0	0	0	0	0.0	0	0	T	20-20
02	09/18	at Broncos							INACTIVE					L	9-16
03	09/25	at Bears	P	1	15	15.0	15	0	0	0	0.0	0	0	L	20-23
04	10/02	Chargers	P	0	0	0.0	0	0	0	0	0.0	0	0	L	24-34
05	10/09	at Jaguars	P	0	0	0.0	0	0	0	0	0.0	0	0	W	13-6
07	10/23	at Raiders	P	2	45	22.5	25t	1	0	0	0.0	0	0	L	20-38
08	10/30	Titans	S	1	6	6.0	6	0	0	0	0.0	0	0	L	10-17
09	11/03	Eagles	S	3	69	23.0	34	0	0	0	0.0	0	0	L	17-29
2022 TOTALS			7-2	7	135	19.3	34	1	0	0	0.0	0	0	1-6-1	



KA'IMI
FAIRBAIRN

7
KICKER

Ht: 6-0

DOB: 1/29/1994

Texans Season: 7

Acquired: CFA-'16

Wt: 183

College: UCLA

NFL Season: 7

TRANSACTIONS: Signed by the Houston Texans as a college free agent on May 6, 2016...Signed a contract extension with the Texans on March 10, 2020...Placed on the Texans Reserve/Injured List on Sept. 8, 2021...Activated from the Texans Reserve/Injured List on Oct. 2, 2021...Placed on the Reserve/COVID-19 List on Dec. 22, 2021...Activated from the Reserve/COVID-19 List on Dec. 29, 2021.

CAREER:

- Has totaled the second-most points in franchise history (573) behind K Kris Brown
- Owens the most 50-plus yard field goals made in Texans history (21)
- Set franchise records and led the NFL in points scored (150) and field goals made (37) in 2018

2022 (Houston 8/0):

- Has connected on 14-of-16 field goal attempts (87.5 percent) and 13-of-13 extra point attempts (100.0 percent) for 55 points so far this season

2021 (Houston 13/0):

- Played in 13 games after returning from the Reserve/Injured List and connected on 15-of-19 field goal attempts (78.9 percent) on the season, including a franchise-record 61-yard kick, and converted 13-of-16 extra point attempts (81.3 percent), totaling 58 points on the season
- Made his season debut at Buffalo (10/3) after spending the first three weeks on the Reserved/Injured List
- Connected on his first field goal attempt of the season, a 33-yarder, vs. New England (10/10)
- Set the franchise record for career 50-yards-plus field goals made, connecting on the 15th of his career, a 53-yarder, at Arizona (10/24)
- Scored nine points and connected on three-of-three field goal attempts at Miami (11/7)
- Scored 10 points and connected on three-of-three field goal attempts (long of 43 yards) and one-of-two extra point attempts at Tennessee (11/21)
- Connected on two-of-two field goal attempts and made one extra point attempt vs. Seattle (12/12). Converted a 61-yard field goal in the second quarter, establishing a new career long, franchise record and NRG Stadium record for longest made field goal. Reached 500 career

points, joining K Kris Brown as the only players to score 500-plus points as a Texan

- Scored a season-high 12 points on three made field goals and three made extra point attempts at Jacksonville (12/19). Converted a season-high two field goals from 50 yards-plus

2020 (Houston 16/0):

- Notched the second-most points (118), field goals made (27) and second-best field goal percentage (87.1) in a single season in his career
- Converted two extra points at Kansas City (9/10)
- Scored 10 points on three made field goals and one made extra point to post his 14th career game with at least 10 points scored
- Totaled 11 points on three made field goals and two made extra point attempts, including a season-long 50-yard field goal vs. Minnesota (10/4)
- Scored a season-best 12 points on three made field goals and three made extra point attempts vs. Jacksonville (10/11)
- Scored eight points on two made field goals and two made extra point attempts vs. Green Bay (10/25), passing Andre Johnson (388) for third-most points scored in franchise history
- Scored nine points and eclipsed 400 points scored in his career, becoming the third Texan to do so (Kris Brown and Arian Foster) at Jacksonville (11/8)
- Notched the second punt of his NFL career at Cleveland (11/15) on a 26-yarder that pinned the Browns at the four-yard line
- Scored nine points on two made field goals and three made extra point attempts vs. New England (11/22) and passed Arian Foster (410) for the second-most points scored in franchise history
- Totaled nine points on two made field goals and three made extra point attempts at Detroit (11/26)
- Scored eight points on two made field goals and two made extra point attempts vs. Indianapolis (12/6) and joined Kris Brown as the only kickers in franchise history with 20 made field goals in four straight seasons
- Totaled eight points on two made field goals and two made extra point attempts at Indianapolis (12/20) and became the first player in Texans history with at least 90 points in four consecutive seasons



- ✦ Scored a season-high 14 points on four made field goals and two made extra point attempts vs. Tennessee (1/3/21)

2019 (Houston 16/0, 2/0):

- ✦ Scored 100 points on the season, connecting on 20-of-25 field goal attempts (80.0 percent) and 40-of-45 extra point attempts (88.9 percent)
- ✦ Went 2-for-2 on field goal attempts and added an extra point in the win vs. Jacksonville (9/15). Extended his streak to 17 field goals made without a miss, dating back to Week 12 of the 2018 season, which marked the second-longest streak in team history (Neil Rackers: 18, 2010-11)
- ✦ Scored four points on one made field goal and one made extra point attempt vs. Carolina (9/29). Passed Neil Rackers (259) for fifth on the franchise's all-time scoring list with 260 and also passed Neil Rackers (59) for the third-most field goals made in franchise history with his 60th
- ✦ Scored 11 points on two made field goals and five made extra point attempts vs. Atlanta (10/6). Passed Randy Bullock (61) for the second-most career field goals made in franchise history
- ✦ Connected on 3-of-3 field goal attempts and added two made extra points, scoring 11 points at Indianapolis (10/20). Notched his 10th career game with three-or-more made field goals
- ✦ Scored nine points on two made field goals (33, 40) and three made extra point attempts vs. Oakland (10/27)
- ✦ Scored six points on one made field goal and three made extra point attempts vs. Denver (12/8), including a season-long 54-yard field goal
- ✦ Connected on a 29-yard field goal attempt in the fourth quarter to extend Houston's lead to 24-14 and added three made extra point attempts at Tennessee (12/15)
- ✦ Went 3-for-3 on field goal attempts and added two extra points at Tampa Bay (12/21). Logged his first career punt for 26 yards and landed it on the Buccaneers' 10-yard line
- ✦ Scored six points on two made field goal attempts in the Wild Card Round vs. Buffalo (1/4/20), including a 28-yard game-winning field goal in overtime, notching the first game-winning field goal in the postseason in Texans history

2018 (Houston 16/0, 1/0):

- ✦ Set franchise records and led the NFL in points scored (150) and field goals made (37) in 2018
- ✦ Connected on his final 15 field goal attempts of the season
- ✦ Connected on both field goal attempts, two extra points and recorded touchbacks on four of his five kickoffs at New England (9/9)
- ✦ Made all three field goal attempts, including a season-long 54-yarder, and one extra point vs. the N.Y. Giants (9/23)
- ✦ Connected on 3-of-4 field goals including a 29-yarder to tie the game in overtime and his first career game-winning field goal, a 37-yarder, at Indianapolis (9/30)
- ✦ Scored 13 total points on four made field goals and one made extra point attempt vs. Dallas (10/7). Made a game-winning 36-yard field goal in overtime, becoming the first kicker to hit game-winning field goals in overtime in consecutive games since Eagles K David Akers in Weeks 10-11 of the 2000 season
- ✦ Scored eight total points on two made field goals and two

made extra points at Jacksonville (10/21)

- ✦ Scored 11 total points on three made field goals and two made extra point attempts at Washington (11/18)
- ✦ Made two field goals and three extra points vs. Tennessee (11/26). Set the franchise record for the most points scored through 12 weeks of a season
- ✦ Scored 17 total points on five made field goals and two made extra point attempts vs. Cleveland (12/2). Set new single-game career highs with five made field goals and 17 points scored and broke the franchise record for the most points scored through 13 weeks of a season with 116
- ✦ Connected on all five field goal attempts and two extra point attempts at the N.Y. Jets (12/15). Tied his season high for points scored (17) and field goals made (five)
- ✦ Scored six total points on one made field goal and three made extra point attempts at Philadelphia (12/23). Passed Shayne Graham (138 in 2012) for the most points scored in a single season in franchise history
- ✦ Scored eight total points on two made field goals and two made extra point attempts and passed Nick Novak (35 in 2016) for the most field goals made in a single season in Texans history (37) vs. Jacksonville (12/30)
- ✦ Connected on one extra point attempt in his postseason debut in the Wild Card Round vs. Indianapolis (1/5/19)

2017 (Houston 16/0):

- ✦ Made 11 straight field goal attempts to start the 2017 season, the most consecutive field goals made to start a Texans career in franchise history
- ✦ Recorded 49 touchbacks, which set a single-season franchise record and tied for the seventh-most touchbacks in the NFL in 2017
- ✦ Produced 92 points, which is the most by a first-year player in Texans history and the third-most by a rookie in 2017
- ✦ Added one extra point while recording touchbacks on both his kicks in his NFL debut vs. Jacksonville (9/10)
- ✦ Attempted and made his first two career field goals while accounting for over half of the team's points at Cincinnati (9/14)
- ✦ Converted all four field goals and three extra point attempts to produce 15 points at New England (9/24)
- ✦ Tallied three field goal conversions and six extra points to produce 15 total points of offense for the second consecutive week vs. Tennessee (10/1)
- ✦ Extended his franchise record by converting his 11th straight kick to start his Texans career at Seattle (10/29)
- ✦ Scored 10 total points on three made field goal attempts and one extra point conversion at Baltimore (11/27)
- ✦ Connected on a 55-yard field goal and added an extra point vs. San Francisco (12/10)
- ✦ Launched a 52-yard field goal, converted on another kick and added on successfully extra point try at Indianapolis (12/31)

2016 (Houston 0/0, 0/0):

- ✦ Placed on the Reserve/Injured List on Aug. 30

COLLEGE:

- ✦ Played four seasons (2012-15) at the University of California, Los Angeles
- ✦ Lou Groza Award winner in 2015
- ✦ Became the all-time leading scorer for the Pac-12 Conference and UCLA during the 2015 season
- ✦ A consensus first-team All-America selection (AP, FWAA,



- AFCA, Walter Camp, SI.com) following his senior season
- Finished his career by connecting on 41 straight field goal attempts from 35 yards
- Tied a UCLA record by connecting on a 60-yard field goal in 2015
- Handled all of the Bruins' placekicking duties in his four seasons with the program
- Added kickoff duty during his last three seasons at UCLA
- First Bruin to score more than 100 points in four straight seasons

PERSONAL:

- Full name is John Christian Ka'iminoeauloameka'ikeokekumupa'a Fairbairn
- Attended Punahou School in Honolulu
- Name is pronounced Ka'imi (Kuh-EE-me) Fairbairn (Fair-Bairn)
- Two-star recruit according to Rivals.com and Scout.com
- As a senior, put 95 percent of his kickoffs into the end

- zone, and hit 13-of-18 field goal tries, including one from 55 yards
- Named first-team All-State as a senior and junior and to the All-ILH Division Team
- Earned second-team all-state honors as a sophomore
- Three-year winner of the Special Team MVP Award
- Also played soccer (central defender) for coach Dave Trifonovitch
- Named first-team all-state as a senior and junior for the two-time state champs
- ILH Defensive Player of the Year his last two seasons.
- Born in Kailua, Hawaii
- Parents are John and Rochelle Fairbairn
- Has one younger brother, Kona, and one younger sister, Kiara
- Earned a spot on the UCLA Athletic Director's Honor Roll in Fall 2012, Spring 2015
- Hobbies include playing golf

KA'IMI FAIRBAIRN'S NFL REGULAR SEASON KICKING STATISTICS

DATE	TEAM	GP	FGM	FGA	PCT.	LG	XP	XPA	PCT.	BLK	PTS
2016	Texans	0	0	0	0.0	0	0	0	0.0	0	0
2017	Texans	16	20	25	80.0	55	32	35	91.4	0	92
2018	Texans	16	37	42	88.1	54	39	41	95.1	0	150
2019	Texans	16	20	25	80.0	54	40	45	88.9	0	100
2020	Texans	16	27	31	87.1	54	37	40	92.5	0	118
2021	Texans	13	15	19	78.9	61	13	16	81.3	0	58
2022	Texans	8	14	16	87.5	55	13	13	100.0	0	55
NFL TOTALS		85	133	158	84.2	61	174	190	91.6	0	573

KA'IMI FAIRBAIRN'S NFL POSTSEASON KICKING STATISTICS

DATE	TEAM	GP	FGM	FGA	PCT.	LG	XP	XPA	PCT.	BLK	PTS
2018	Texans	1	0	0	0.0	0	1	1	100.0	0	1
2019	Texans	2	3	4	75.0	41	4	4	100.0	0	13
NFL TOTALS		3	3	4	75.0	41	5	5	100.0	0	14

KA'IMI FAIRBAIRN'S NFL REGULAR SEASON FIELD-GOAL ACCURACY STATISTICS

DATE	TEAM	1-19	PCT.	20-29	PCT.	30-39	PCT.	40-49	PCT.	50+	PCT.
2016	Texans	0-0	0.0	0-0	0.0	0-0	0.0	0-0	0.0	0-0	0.0
2017	Texans	0-0	0.0	3-4	75.0	8-10	80.0	6-7	85.7	3-4	75.0
2018	Texans	1-1	100.0	9-9	100.0	11-11	100.0	12-15	80.0	4-6	66.7
2019	Texans	0-0	0.0	5-5	100.0	8-8	100.0	4-6	66.7	3-6	50.0
2020	Texans	0-0	0.0	8-8	100.0	9-9	100.0	6-8	75.0	4-6	66.7
2021	Texans	0-0	0.0	4-4	100.0	5-5	100.0	2-4	50.0	4-6	66.7
2022	Texans	0-0	0.0	2-2	100.0	3-4	75.0	6-7	85.7	3-3	100.0
NFL TOTALS		1-1	100.0	31-32	96.9	44-47	93.6	36-47	76.6	21-31	67.7



KA'IMI FAIRBAIRN'S NFL POSTSEASON FIELD-GOAL ACCURACY STATISTICS

DATE	TEAM	1-19	PCT.	20-29	PCT.	30-39	PCT.	40-49	PCT.	50+	PCT.
2018	Texans	0-0	0.0	0-0	0.0	0-0	0.0	0-0	0.0	0-0	0.0
2019	Texans	0-0	0.0	1-1	100.0	1-1	100.0	1-1	100.0	0-1	0.0
NFL TOTALS		0-0	0.0	1-1	100.0	1-1	100.0	1-1	100.0	0-1	0.0

SINGLE-GAME HIGHS: KICKER

Field Goals Made	5 at New York Jets, Dec 15, 2018 ...1 more at 5.	Points	17 at New York Jets, Dec 15, 2018 ...1 more at 17.
Field Goal Attempts	5 at New York Jets, Dec 15, 2018 ...3 more at 5.	Special Teams Tackles	1 vs. Denver Broncos, Dec 08, 2019 ...2 more at 1.
Longest Field Goals Made	61 vs. Seattle Seahawks, Dec 12, 2021	Kickoff Average	66.8 vs. Indianapolis Colts, Dec 06, 2020
Longest Field Goals Attempt	61 vs. Seattle Seahawks, Dec 12, 2021	Extra Point Attempt Percentage	100.0 vs. Miami Dolphins, Oct 25, 2018 ...1 more at 100.0.
PATs Made	6 vs. Miami Dolphins, Oct 25, 2018 ...1 more at 6.	Field Goal Percentage	100.0 vs. Tennessee Titans, Jan 03, 2021 ...3 more at 100.0.
PAT Attempts	7 vs. Atlanta Falcons, Oct 06, 2019 ...1 more at 7.		

SINGLE-GAME HIGHS - POSTSEASON: KICKER

Field Goals Made	2 vs. Buffalo Bills, Jan 04, 2020	PATs Made	4 at Kansas City Chiefs, Jan 12, 2020
Field Goal Attempts	2 at Kansas City Chiefs, Jan 12, 2020 ...1 more at 2.	PAT Attempts	4 at Kansas City Chiefs, Jan 12, 2020
Longest Field Goals Made	41 vs. Buffalo Bills, Jan 04, 2020	Points	7 at Kansas City Chiefs, Jan 12, 2020
Longest Field Goals Attempt	51 at Kansas City Chiefs, Jan 12, 2020	Kickoff Average	62.7 at Kansas City Chiefs, Jan 12, 2020

2022 GAME-BY-GAME REGULAR-SEASON STATISTICS (TEXANS)

W	DATE	OPPONENT	P	FIELD GOALS				EXTRA POINTS				PTS	W/L/T	SCORE
				FGM	FGA	PCT	LG	XP	XPA	PCT	BLK			
01	09/11	Colts	P	2	2	100.0	45	2	2	100.0	0	8	T	20-20
02	09/18	at Broncos	P	3	3	100.0	44	0	0	0.0	0	9	L	9-16
03	09/25	at Bears	P	2	2	100.0	39	2	2	100.0	0	8	L	20-23
04	10/02	Chargers	P	1	2	50.0	40	3	3	100.0	0	6	L	24-34
05	10/09	at Jaguars	P	2	2	100.0	51	1	1	100.0	0	7	W	13-6
07	10/23	at Raiders	P	2	3	66.7	55	2	2	100.0	0	8	L	20-38
08	10/30	Titans	P	1	1	100.0	43	1	1	100.0	0	4	L	10-17
09	11/03	Eagles	P	1	1	100.0	30	2	2	100.0	0	5	L	17-29
2022 TOTALS				8	14	16	87.5	55	13	13	100.0	0	55	1-6-1



KENYON
GREEN

59
OFFENSIVE LINEMAN

Ht: 6-4 Wt: 323
DOB: 3/15/2001 College: Texas A&M
Texans Season: R NFL Season: R
Acquired: DTB-'22

TRANSACTIONS: Selected by the Houston Texans in the first round (15th overall) of the 2022 NFL Draft.

2022 (Houston 8/7)

- Made his NFL debut vs. Indianapolis (9/11)
- Earned his first career start at left guard at Denver (9/18)
- Blocked for RB Dameon Pierce's 99-yard effort at Jacksonville (10/9), the team's first win of the 2022 season
- Helped RB Dameon Pierce to his fourth consecutive 100-plus scrimmage yard effort at Las Vegas (10/23)

COLLEGE:

- Played three seasons (2019-21) at Texas A&M in College Station, Texas, where he started 35 games along the offensive line

2021 (Texas A&M):

- Started all 12 games at four different positions on the offensive line, earning first-team All-America honors from the Associated Press and Sporting News and second-team All-America honors from Walter Camp and the FWAA
- Selected as Texas A&M's Offensive MVP and earned the team's Leadership Award at the annual team banquet
- Named SEC Offensive Lineman of the Week after Texas A&M compiled 595 yards of total offense in a season-opening win vs. Kent State (9/4)
- Helped the Aggies rush for 283 yards in a win at Missouri (10/16), earning SEC Offensive Lineman of the Week honors again
- Selected as SEC Offensive Lineman of the Week (his third time this season) for his performance in a win vs. South Carolina (10/23)

2020 (Texas A&M):

- Started all 10 games at left guard, earning first-team All-America selections from the FWAA and Sporting News and second-team All-America honors from NFCA, the

Associated Press and Walter Camp

- Earned second-team All-SEC honors and was named a semifinalist for the Outland Trophy
- Was a part of an offensive line unit that was named a finalist for the Joe Moore Award after leading the SEC in sacks allowed (0.7), tackles for loss allowed (3.8) and yards per carry (5.45)
- Helped the Aggies total 450 yards of total offense at Alabama (10/3)
- Blocked for the Aggies as they racked up 543 yards of offense in the win vs. Florida (10/10), including 205 yards rushing
- Helped Texas A&M tally 457 yards of total offense in the 41-27 Orange Bowl victory vs. North Carolina (1/2/21)

2019 (Texas A&M):

- Started all 13 games and was named to the SEC All-Freshman Team, voted on by the league's head coaches
- Earned the Offensive Top Newcomer Award at the annual team banquet
- Earned the start at right guard in his collegiate debut vs. Texas State (8/29), helping clear the way for a pair of 100-yard rushers
- Blocked for the Aggies as they totaled over 200 rushing yards, four rushing touchdowns and 441 yards of total offense vs. Mississippi State (10/26)

PERSONAL:

- Attended Atascocita High School in Humble, Texas, where he helped the team average over 460 yards of offense per game as a senior
- Named to Dave Campbell's Texas Football Tops in Texas First Team and was named the Houston area UIL Offensive Player of the Year by the Houston Touchdown Club
- Was an Under Armour and Army All-American

KENYON GREEN'S NFL REGULAR SEASON STATISTICS

DATE	TEAM	GP	GS
2022	Texans	8	7
NFL TOTALS		8	7



2022 GAME-BY-GAME REGULAR-SEASON STATISTICS (TEXANS)

W	DATE	OPPONENT	P/S		W/L/ T	SCORE
01	09/11	Colts	P		T	20-20
02	09/18	at Broncos	S		L	9-16
03	09/25	at Bears	S		L	20-23
04	10/02	Chargers	S		L	24-34
05	10/09	at Jaguars	S		W	13-6
07	10/23	at Raiders	S		L	20-38
08	10/30	Titans	S		L	10-17
09	11/03	Eagles	S		L	17-29
2022 TOTALS			8-7		1-6-1	



RASHEEM
GREEN

92

DEFENSIVE LINEMAN

Ht: 6-4

DOB: 5/15/1997

Texans Season: 1

Acquired: UFA-'22 (SEA)

Wt: 279

College: USC

NFL Season: 5

TRANSACTIONS: Selected by the Seattle Seahawks in the third round (79th overall) of the 2018 NFL Draft...Placed on the Reserve/Injured List on Sept. 25, 2020...Activated from the Reserve/Injured List on Nov. 7, 2020...Signed with the Houston Texans as an unrestricted free agent on May 2, 2022.

2022 (Houston 7/4):

- ✦ Has 21 tackles (16 solo), 3.5 sacks, four tackles for loss, six quarterback hits and two passes defended so far this season
- ✦ Made his Texans debut and recorded the 15th sack of his career, also notching five tackles (three solo), one tackle for loss and two quarterback hits at Denver (9/18)
- ✦ Sacked QB Derek Carr for a loss of five yards while also notching two tackles for loss and a quarterback hit at Las Vegas (10/23) in his second start with the Texans

2021 (Seattle 17/16):

- ✦ Posted career highs in games started (16), tackles (48 total, 27 solo), sacks (6.5), passes defended (four), quarterback hits (15) and tackles for loss (six)
- ✦ Tied a career high with six tackles (five solo) vs. the L.A. Rams (10/7)
- ✦ Notched two tackles (one solo), one sack, two quarterback hits and one tackle for loss at Green Bay (11/14)
- ✦ Blocked K Joey Slye's extra point attempt before halftime and returned it for two points at Washington (11/29)
- ✦ Logged five tackles (two solo), one sack, one quarterback hit and one tackle for loss at the L.A. Rams (12/21)
- ✦ Tallied a career-high 2.0 sacks and four passes defended in addition to two tackles (both solo) and two tackles for loss vs. Chicago (12/26)

2020 (Seattle 10/0, 1/0):

- ✦ Finished with 10 tackles (seven solo), 2.0 sacks, six quarterback hits, two tackles for loss and one fumble recovery in 10 games played
- ✦ Opened the season with two tackles (one solo) at Atlanta (9/13)
- ✦ Notched his first sack, quarterback hit and tackle for loss of the season at Philadelphia (11/30)
- ✦ Tallied a season-high three tackles (two solo) and posted one sack, two quarterback hits, one tackle for loss and one fumble recovery at San Francisco (1/3/21)
- ✦ Notched one tackle in the Wild Card Round vs. the L.A.

Rams (1/9/21)

2019 (Seattle 16/8, 2/0):

- ✦ Amassed 27 tackles (15 solo), 4.0 sacks, five quarterback hits, three tackles for loss, three forced fumbles, one fumble recovery, two passes defended and two blocked field goals
- ✦ Made his first career start in the season opener vs. Cincinnati (9/8) and posted two tackles (one solo), one sack and one forced fumble
- ✦ Notched one solo tackle, one sack, one quarterback hit and one tackle for loss at Arizona (9/29)
- ✦ Posted his only fumble recovery of the season and one quarterback hit as a starter vs. Tampa Bay (11/3)
- ✦ Recorded a season-high two quarterback hits in addition to three solo tackles, one sack, one tackle for loss and one forced fumble at Philadelphia (11/24)
- ✦ Blocked a 37-yard field goal attempt by K Greg Zuerlein and finished with one tackle at the L.A. Rams (12/8)
- ✦ Tallied his fourth sack of the season as well as two solo tackles, one quarterback hit and one tackle for loss at Carolina (12/15)
- ✦ Made a season-high six tackles (one solo) and also notched one pass defended vs. Arizona (12/22)
- ✦ Played in his first career postseason game in the Wild Card Round at Philadelphia (1/5/20) and tallied two solo tackles, one sack, one quarterback hit and one tackle for loss
- ✦ Made his first Divisional Round appearance at Green Bay (1/12/20), earning snaps on defense and special teams

2018 (Seattle 10/0, 0/0):

- ✦ Finished his rookie season with nine tackles (seven solo), one sack, one quarterback hit and one tackle for loss
- ✦ Played in his first career NFL game at Denver (9/9) and made one solo tackle
- ✦ Tallied two solo tackles at Chicago (9/17)
- ✦ Matched his season high with two tackles (one solo) and posted his first career sack, quarterback hit and tackle for loss vs. Green Bay (11/15)

COLLEGE:

- ✦ Played three seasons (2015-17) at the University of Southern California in Los Angeles, where he appeared in 41 career games (26 starts) and finished with 117 tackles, 20 tackles for loss, 16.5 sacks, eight passes defended, two



- blocked field goals, a fumble recovery, fumble return for a touchdown and three forced fumbles
- Played 11 games as a junior (2017) and notched 41 tackles (18 solo), 12.5 tackles for loss, 10.0 sacks, four passes defended and one forced fumble. Earned first-team All-Pac-12 honors as a defensive lineman
- Appeared in all 13 games as a sophomore (2016) and finished with 55 tackles, 6.5 tackles for loss, four passes defended, two blocked field goals and two forced fumbles, earning a 2016 Campus Insiders Sophomore All-American honorable mention and All-Pac-12 honorable mention recognition
- Played defensive tackle and defensive end as a freshman (2015), appearing in all 15 games and posting 19 tackles, one tackle for loss, half a sack and one fumble recovery for a touchdown

PERSONAL:

- Attended Serra High School in Gardena, Calif., where he made 2014 USA Today All-USA first team, Prep Star All-American Dream Team, Cal-Hi Sports All-State first team, Max Preps All-State Division I first team, Orange County Register Fab 15 first team, Tacoma News Tribune Western 100, All-CIF Pac 5 Division, Los Angeles Times All-Area first team, South Bay Daily Breeze All-South Bay first team and All-Mission League Co-Defensive MVP
- Registered 46 tackles, 23 tackles for loss, 8.0 sacks, a forced fumble and a pass breakup as a senior in 2014
- As a junior in 2013, he made Max Preps Junior All-American first team, Student Sports Junior All-American second team, Cal-Hi Sports All-State Junior first team, All-CIF Western Division, South Bay Daily Breeze All-South Bay first team and All-Mission League Lineman MVP as he had 57 tackles, 26 tackles for loss, 14.0 sacks, plus a pass breakup and a forced fumble

RASHEEM GREEN'S NFL REGULAR SEASON DEFENSIVE STATISTICS

DATE	TEAM	GP	GS	TACKLES								INTERCEPTIONS						FUMBLES				ST						MISC	
				TK	S	A	TFL	YDS	SK	YDS	QBH	NO	YDS	LG	TD	PD	FF	FR	TD	YDS	TK	S	A	FF	FR	S	A		
2018	Seahawks	10	0	9	7	2	1	6	1.0	6.0	1	0	0	0	0	0	0	0	0	0	0	0	0	0	0	0			
2019	Seahawks	16	8	27	15	12	3	17	4.0	19.0	5	0	0	0	0	2	3	1	0	36	0	0	0	0	0	0	0		
2020	Seahawks	10	0	10	7	3	2	20	2.0	20.0	6	0	0	0	0	0	0	1	0	0	0	0	0	0	0	0			
2021	Seahawks	17	16	48	27	21	6	39	6.5	46.5	15	0	0	0	0	4	0	0	0	0	0	0	0	0	0	0			
2022	Texans	7	4	22	16	6	4	16	3.5	15.0	6	0	0	0	0	2	0	0	0	0	0	0	0	0	0	0			
NFL TOTALS		60	28	116	72	44	16	98	17.0	106.5	33	0	0	0	0	8	3	2	0	36	0	0	0	0	0	0	0		

RASHEEM GREEN'S NFL POSTSEASON DEFENSIVE STATISTICS

DATE	TEAM	GP	GS	TACKLES								QBH	INTERCEPTIONS						FUMBLES				ST						MISC	
				TK	S	A	TFL	YDS	SK	YDS			NO	YDS	LG	TD	PD	FF	FR	TD	YDS	TK	S	A	FF	FR	S	A		
2018	Seahawks	0	0	0	0	0	0	0	0.0	0.0	0	0	0	0	0	0	0	0	0	0	0	0	0	0	0	0	0			
2019	Seahawks	2	0	2	2	0	1	4	1.0	4.0	1	0	0	0	0	0	0	0	0	0	0	0	0	0	0	0	0			
2020	Seahawks	1	0	1	0	1	0	0	0.0	0.0	0	0	0	0	0	0	0	0	0	0	0	0	0	0	0	0	0			
NFL TOTALS		3	0	3	2	1	1	4	1.0	4.0	1	0	0	0	0	0	0	0	0	0	0	0	0	0	0	0	0			

SINGLE-GAME HIGHS: DEFENSIVE

Total Tackles	7 at Chicago Bears, Sep 25, 2022	Forced Fumbles	1 vs. Minnesota Vikings, Dec 02, 2019
Solo Tackles	5 at Chicago Bears, Sep 25, 2022	Fumble Recoveries	...2 more at 1.
Sacks	2.0 vs. Chicago Bears, Dec 26, 2021	Tackles For Loss	1 at San Francisco 49ers, Jan 03, 2021
Passes Defensed	2 at Indianapolis Colts, Sep 12, 2021		...1 more at 1.
		Longest Opponent's Fumble Return	2 at Las Vegas Raiders, Oct 23, 2022
			...1 more at 2.
			36 vs. Tampa Bay Buccaneers, Nov 03, 2019

SINGLE-GAME HIGHS - POSTSEASON: DEFENSIVE

Total Tackles	2 at Philadelphia Eagles, Jan 05, 2020	Sacks	1.0 at Philadelphia Eagles, Jan 05, 2020
Solo Tackles	2 at Philadelphia Eagles, Jan 05, 2020	Tackles For Loss	1 at Philadelphia Eagles, Jan 05, 2020



2022 GAME-BY-GAME REGULAR-SEASON STATISTICS (TEXANS)

			TACKLES								INTERCEPTIONS					FUMBLES				ST				MISC					
W	DATE	OPPONENT	P/S	TK	S	A	SK	YDS	TFL	YDS	QBH	NO	YDS	LG	TD	PD	FF	FR	TD	YDS	TK	S	A	FF	FR	S	A	W/L	SCORE
01	09/11	Colts		INACTIVE																			T	20-20					
02	09/18	at Broncos	P	5	3	2	1.5	9.0	1	6	2	0	0	0	0	0	0	0	0	0	0	0	0	0	0	0	0	L	9-16
03	09/25	at Bears	P	7	5	2	0.5	0.0	0	0	2	0	0	0	0	0	0	0	0	0	0	0	0	0	0	0	0	L	20-23
04	10/02	Chargers	P	3	2	1	0.5	1.0	1	5	1	0	0	0	0	0	0	0	0	0	0	0	0	0	0	0	0	L	24-34
05	10/09	at Jaguars	S	3	3	0	0.0	0.0	0	0	0	0	0	0	0	1	0	0	0	0	0	0	0	0	0	0	0	W	13-6
07	10/23	at Raiders	S	2	2	0	1.0	5.0	2	5	1	0	0	0	0	0	0	0	0	0	0	0	0	0	0	0	0	L	20-38
08	10/30	Titans	S	2	1	1	0.0	0.0	0	0	0	0	0	0	0	0	0	0	0	0	0	0	0	0	0	0	0	L	10-17
09	11/03	Eagles	S	0	0	0	0.0	0.0	0	0	0	0	0	0	0	1	0	0	0	0	0	0	0	0	0	0	0	L	17-29
2022 TOTALS			7-4	22	16	6	3.5	15.0	4	16	6	0	0	0	0	2	0	0	0	0	0	0	0	0	0	0	0	1-6-1	



TROY
HAIRSTON

34
FULLBACK

Ht: 5-11 Wt: 245
DOB: 12/8/1998 College: Central Michigan
Texans Season: R NFL Season: R
Acquired: CFA-'22

TRANSACTIONS: Signed with the Houston Texans as a college free agent on May 13, 2022.

2022 (Houston 8/3)

- ✦ Made his NFL debut with the Houston Texans vs. Indianapolis (9/11)
- ✦ Earned the first start of his career at Chicago (9/25)
- ✦ Helped pave the way for RB Dameon Pierce's 131-yard effort vs. the Los Angeles Chargers (10/2)
- ✦ Started the second game of his career at Las Vegas (10/23), guiding RB Dameon Pierce to his fourth consecutive 100-plus scrimmage yard effort

COLLEGE:

- ✦ Played five seasons (2017-21) at Central Michigan University in Mount Pleasant, Mich., where he played in 54 games and totaled 129 tackles (71 solo), 34.0 tackles for loss, 16.5 sacks, four forced fumbles and one fumble recovery

2021 (Central Michigan):

- ✦ Appeared in 13 games and recorded a collegiate career-high 55 tackles, 17 tackles for loss, nine sacks and one forced fumble
- ✦ Received first-team All-MAC honors
- ✦ Registered nine tackles (seven solo) and 1.5 tackles for loss to open the season at Missouri (9/4)
- ✦ Tallied nine tackles (five solo), three tackles for loss and 2.0 sacks vs. FIU (9/25)
- ✦ Posted 14 tackles (10 solo) and 1.5 tackles for loss at Miami (OH) (10/2)
- ✦ Finished with 12 tackles (seven solo), one tackle for loss, one forced fumble and one fumble recovery vs. Kent State (11/10)
- ✦ Recorded a collegiate career-high 17 tackles (10 solo), six

tackles for loss and 3.5 sacks vs. Washington State (12/31)

2020 (Central Michigan):

- ✦ Saw action in six games and led the MAC with 5.5 sacks, also amassing 41 tackles (22 solo), 12 tackles for loss, one forced fumble and one fumble recovery
- ✦ Named the co-MAC Defensive Player of the Year and first-team All-MAC as a defensive lineman
- ✦ Made seven tackles (all solo), 3.0 sacks and one forced fumble vs. Ohio (11/4)
- ✦ Totaled 11 tackles, 1.5 tackles for loss and a fumble recovery at Eastern Michigan (11/27)
- ✦ Finished with seven tackles, 2.0 sacks and three tackles for loss at Toledo (12/12)

2019 (Central Michigan):

- ✦ Played in all 14 games (two starts) and totaled 28 tackles, five tackles for loss, 2.0 sacks and one forced fumble
- ✦ Tallied four tackles and one tackle for loss vs. Toledo (11/29)
- ✦ Had five tackles (four solo) and two tackles for loss as a starter vs. San Diego State in the New Mexico Bowl (12/21)

2018 (Central Michigan):

- ✦ Played in 11 games and recorded five tackles (four solo) and one forced fumble
- ✦ Forced a fumble and made one solo tackle at Kentucky (9/1)

2017 (Central Michigan):

- ✦ Saw action in 10 games, mostly appearing on special teams

PERSONAL:

- ✦ Attended Birmingham (Mich.) Seaholm High School, where he played on both offense and defense

TROY HAIRSTON'S NFL REGULAR SEASON RUSHING/RECEIVING STATISTICS

DATE	TEAM	GP	GS	RUSHING					RECEIVING				
				NO.	YDS.	AVG.	LG	TD	NO.	YDS.	AVG.	LG	TD
2022	Texans	8	3	0	0	0.0	0	0	3	12	4.0	5	0
NFL TOTALS		8	3	0	0	0.0	0	0	3	12	4.0	5	0



TROY HAIRSTON'S NFL REGULAR SEASON RETURN STATISTICS

DATE	TEAM	KICKOFF RETURNS					PUNT RETURNS					
		RET.	YDS.	AVG.	LG	TD	NO.	FC	YDS.	AVG.	LG	TD
2022	Texans	0	0	0.0	0	0	0	0	0	0.0	0	0
NFL TOTALS		0	0	0.0	0	0	0	0	0	0.0	0	0

SINGLE-GAME HIGHS: RECEIVING

Receptions	2 vs. Tennessee Titans, Oct 30, 2022	All-Purpose Yards	7 vs. Tennessee Titans, Oct 30, 2022
Receiving Yards	7 vs. Tennessee Titans, Oct 30, 2022	Special Teams Tackles	1 at Las Vegas Raiders, Oct 23, 2022
Longest Receptions	5 vs. Tennessee Titans, Oct 30, 2022		...1 more at 1.
	...1 more at 5.		

2022 GAME-BY-GAME REGULAR-SEASON STATISTICS (TEXANS)

W	DATE	OPPONENT	P/S	RUSHING					RECEIVING					W/L/T	SCORE
				NO.	YDS.	AVG.	LG	TD	NO.	YDS.	AVG.	LG	TD		
01	09/11	Colts	P	0	0	0.0	0	0	1	5	5.0	5	0	T	20-20
02	09/18	at Broncos	P	0	0	0.0	0	0	0	0	0.0	0	0	L	9-16
03	09/25	at Bears	S	0	0	0.0	0	0	0	0	0.0	0	0	L	20-23
04	10/02	Chargers	P	0	0	0.0	0	0	0	0	0.0	0	0	L	24-34
05	10/09	at Jaguars	P	0	0	0.0	0	0	0	0	0.0	0	0	W	13-6
07	10/23	at Raiders	S	0	0	0.0	0	0	0	0	0.0	0	0	L	20-38
08	10/30	Titans	S	0	0	0.0	0	0	2	7	3.5	5	0	L	10-17
09	11/03	Eagles	P	0	0	0.0	0	0	0	0	0.0	0	0	L	17-29
2022 TOTALS			8-3	0	0	0.0	0	0	3	12	4.0	5	0	1-6-1	



JAKE
HANSEN

49
LINEBACKER

Ht: 6-1

DOB: 6/19/1998

Texans Season: R NFL Season: R

Acquired: CFA-'22

Wt: 235

College: Illinois

TRANSACTIONS: Signed with the Houston Texans as a college free agent on May 13, 2022.

2022 (Houston 2/0):

- ✦ Made the initial 53-man roster as an undrafted free agent but was inactive for the first four weeks of the season
- ✦ Logged three special teams snaps and one tackle at Jacksonville (10/9) in his first career game
- ✦ Recorded his first two defensive tackles vs. Philadelphia (11/3)

COLLEGE:

- ✦ Played five seasons (2016; 2018-21) at the University of Illinois in Champaign, Ill., where he finished with 276 tackles, 28.5 tackles for loss, seven forced fumbles, seven fumble recoveries, three interceptions and six passes defended
- ✦ Was a three-time team captain
- ✦ Led the nation in takeaways over the span of two seasons with 14 from 2019-20
- ✦ Paced the Fighting Illini in tackles in 2018 and 2020

2021 (Illinois):

- ✦ Registered 32 tackles, 2.5 tackles for loss, 1.0 sack, one fumble recovery and two forced fumbles in six games played as a fifth-year senior before missing the rest of the season due to knee surgery
- ✦ Recipient of the Illinois Athletics Spirit Award, given annually to the male and female student-athletes who best exemplify the spirit, courage, effort and dedication of the Fighting Illini
- ✦ Forced two fumbles and made six tackles and half a tackle for loss at Virginia (9/11)
- ✦ Recorded a team-high 12 tackles and 1.0 sack vs. Maryland (9/17)

2020 (Illinois):

- ✦ Amassed 68 tackles, 10 tackles for loss, 2.5 sacks, two forced fumbles, two fumble recoveries and two interceptions in eight games played as a senior
- ✦ Earned All-Big Ten second-team honors from the media and All-Big Ten third-team recognition by the league's coaches
- ✦ Posted the No. 3 tackling grade in the nation according to PFF (90.8)
- ✦ Tallied 14 tackles, two tackles for loss, one forced fumble and one fumble recovery vs. Purdue (10/31)

- ✦ Matched his career high and led the team with 15 tackles along with 1.0 sack, one interception and one pass defended at Rutgers (11/14)

2019 (Illinois):

- ✦ Played and started nine games as a junior and posted 72 tackles, 7.5 tackles for loss, 3.5 sacks, seven forced fumbles, three fumble recoveries and one interception. He missed the final four games with an injury
- ✦ Named a semifinalist for the Butkus Award
- ✦ Earned an All-Big Ten honorable mention from the media and the league's coaches
- ✦ Led the nation in forced fumbles (seven) and forced fumbles per game (0.78)
- ✦ Ranked sixth in the nation with three fumbles recovered
- ✦ Made the PFF Big Ten Team of the Week after tallying seven tackles, a forced fumble and an interception in the season opener vs. Akron (8/31)
- ✦ Was named the Walter Camp National Defensive Player of the Week and Big Ten Defensive Player of the Week after two forced fumbles vs. Wisconsin (10/19)

2018 (Illinois):

- ✦ Started all 12 games as a sophomore and registered 95 tackles, 8.5 tackles for loss, 1.0 sack, one pass defended, one forced fumble, one fumble recovery and one quarterback hit
- ✦ Tied for the team lead in total tackles (95) and led Illinois in solo tackles (48)
- ✦ Finished second on the team with 8.5 tackles for loss
- ✦ Won the team's Bruce Capel Award for courage
- ✦ Earned PFF National Team of the Week and Big Ten Co-Defensive Player of the Week honors after logging 15 tackles and six tackles for loss vs. Kent State (9/1)
- ✦ Posted his first collegiate career sack vs. Minnesota (11/3)

2017 (Illinois):

- ✦ Did not play in 2017 after suffering a season-ending injury during training camp

2016 (Illinois):

- ✦ Played in all 12 games, primarily on special teams, with one start at linebacker and finished with eight tackles and one quarterback hit his freshman campaign
- ✦ Made his first career start and recorded two tackles vs. Minnesota (10/29)
- ✦ Logged two tackles and one quarterback hit at



Northwestern (11/26)

PERSONAL:

- Attended East Lake High School in Tarpon Springs, Fla., where he totaled 103 tackles (75 solo) and 2.0 sacks as a senior
- Earned Class 7A Associated Press All-State second-team

honors in 2015

- Ranked as the No. 60 inside linebacker in the nation by ESPN
- Also played basketball and ran track and field in high school
- Father, Shad, played football at BYU from 1989-92 and is the school's all-time leading tackler (408)

JAKE HANSEN'S NFL REGULAR SEASON DEFENSIVE STATISTICS

DATE	TEAM	GP	GS	TACKLES							QBH	INTERCEPTIONS					FUMBLES				ST					MISC	
				TK	S	A	TFL	YDS	SK	YDS		NO	YDS	LG	TD	PD	FF	FR	TD	YDS	TK	S	A	FF	FR	S	A
2022	Texans	2	0	2	0	2	0	0	0.0	0.0	0	0	0	0	0	0	0	0	0	0	1	0	1	0	0	0	0
NFL TOTALS		2	0	2	0	2	0	0	0.0	0.0	0	0	0	0	0	0	0	0	0	0	1	0	1	0	0	0	0

SINGLE-GAME HIGHS: DEFENSIVE

Total Tackles

2 vs. Philadelphia Eagles, Nov 03, 2022

2022 GAME-BY-GAME REGULAR-SEASON STATISTICS (TEXANS)

2022 DATE BY DATE REGULAR SEASON STATISTICS (YEARS)																														
				TACKLES								INTERCEPTIONS					FUMBLES				ST					MISC				
W	DATE	OPPONENT	P/S	TK	S	A	SK	YDS	TFL	YDS	QBH	NO	YDS	LG	TD	PD	FF	FR	TD	YDS	TK	S	A	FF	FR	S	A	W/L	SCORE	
01	09/11	Colts		INACTIVE																									T	20-20
02	09/18	at Broncos		INACTIVE																									L	9-16
03	09/25	at Bears		INACTIVE																									L	20-23
04	10/02	Chargers		INACTIVE																									L	24-34
05	10/09	at Jaguars	P	0	0	0	0.0	0.0	0	0	0	0	0	0	0	0	0	0	0	0	1	0	1	0	0	0	0	W	13-6	
07	10/23	at Raiders		INACTIVE																									L	20-38
08	10/30	Titans		INACTIVE																									L	10-17
09	11/03	Eagles	P	2	0	2	0.0	0.0	0	0	0	0	0	0	0	0	0	0	0	0	0	0	0	0	0	0	0	L	17-29	
2022 TOTALS			2-0	2	0	2	0.0	0.0	0	0	0	0	0	0	0	0	0	0	0	0	1	0	1	0	0	0	0	1-6-1		



CHRISTIAN
HARRIS

48
LINEBACKER

Ht: 6-1

DOB: 1/13/2001

Texans Season: R NFL Season: R

Acquired: 03-'22

Wt: 226

College: Alabama

TRANSACTIONS: Selected by the Houston Texans in the third round (75th overall) of the 2022 NFL Draft...Placed on the Texans reserve/injured list on Sept. 1, 2022...Placed on the reserve/injured - Designated for Return list on Oct. 5, 2022...Activated from the reserve/injured list to the active roster on Oct. 22, 2022.

2022 (Houston 3/2):

- Has 13 tackles (11 solo), one tackle for loss and one forced fumble so far this season
- Made the initial 53-man roster but was placed on the reserve/injured list for the first six weeks
- Made his NFL and Texans debut while recording one tackle at Las Vegas (10/23)
- Made his first NFL start and had a team-high seven tackles (five solo) vs. Tennessee (10/30)

COLLEGE:

- Played in 41 career games at the University of Alabama in Tuscaloosa, Ala., where he amassed 221 tackles (126 solo), 27.0 tackles for loss, 10.0 sacks, one interception, seven passes defended, three forced fumbles and two fumble recoveries

2021 (Alabama):

- Appeared in 15 games and matched his career high with 79 tackles (45 solo), 12.5 tackles for loss, 5.5 sacks, three passes defended and two forced fumbles
- Ranked fifth on the team with 79 tackles and second with 12.5 tackles for loss
- Named a semifinalist for the Butkus and Lombardi awards
- Notched five tackles, two tackles for loss and 1.0 sack vs. Miami (9/4)
- Led the team with eight tackles and one tackle for loss vs. Mercer (9/11)
- Totaled four tackles, 0.5 sack and one quarterback hit in the CFP Semifinal vs. Cincinnati (12/31)
- Tied for the team lead in tackles with seven, including a game-high and career-best 4.0 tackles for loss and 3.0 sacks (-34 yards) in the CFP National Championship vs.

Georgia (1/10/22)

2020 (Alabama):

- Played in 13 games and totaled 79 tackles (52 solo), seven tackles for loss, 4.5 sacks, one interception and three passes defended
- Ranked second on the Crimson Tide with 79 tackles and was named a semifinalist for the Butkus Award
- Started the season opener vs. Missouri (9/26) and finished with six tackles, 2.0 tackles for loss, 1.0 sack and one quarterback hit
- Paced the team with 10 tackles, one tackle for loss and two passes defended at Tennessee (10/24)
- Led the team in tackles with 11 and tallied 1.0 sack vs. Kentucky (11/21)

2019 (Alabama):

- Appeared in 13 games and notched 63 tackles (29 solo), 7.5 tackles for loss, one pass defended, one forced fumble and two fumble recoveries
- Selected to USA Today and ESPN.com's Freshman All-America teams
- Named to the Freshman All-SEC squad by the league's coaches
- Led all SEC freshman defenders in tackles for loss (7.5)
- Totaled 63 tackles to rank seventh among first-year defenders in the league
- Ranked second on the Crimson Tide defense with six tackles and 1.5 tackles for loss vs. Southern Miss (9/21)
- Led the team with eight tackles and one tackle for loss vs. Tennessee (10/19)

PERSONAL:

- Played on offense, defense and special teams at University Lab School in Baton Rouge, La.
- Listed as a consensus four-star recruit and the No. 3 player in Louisiana by 247Sports
- Selected to play in the All-American Bowl in San Antonio
- Played wide receiver, safety and kick returner for University Lab's back-to-back state championship teams in 2017 and 2018



CHRISTIAN HARRIS' NFL REGULAR SEASON DEFENSIVE STATISTICS


2022 TEXANS																														
DATE	TEAM	GP	GS	TACKLES								INTERCEPTIONS						FUMBLES				ST						MISC		
				TK	S	A	TFL	YDS	SK	YDS	QBH	NO	YDS	LG	TD	PD	FF	FR	TD	YDS	TK	S	A	FF	FR	S	A	FF	FR	S
2022	Texans	3	2	13	11	2	1	0	0.0	0.0	0	0	0	0	0	0	1	0	0	0	0	0	0	0	0	0	0	0	0	0
NFL TOTALS		3	2	13	11	2	1	0	0.0	0.0	0	0	0	0	0	0	1	0	0	0	0	0	0	0	0	0	0	0	0	0

SINGLE-GAME HIGHS: DEFENSIVE

Total Tackles	7 vs. Tennessee Titans, Oct 30, 2022	Forced Fumbles	1 vs. Philadelphia Eagles, Nov 03, 2022
Solo Tackles	5 vs. Philadelphia Eagles, Nov 03, 2022	Tackles For Loss	1 vs. Philadelphia Eagles, Nov 03, 2022
...1 more at 5.			

2022 GAME-BY-GAME REGULAR-SEASON STATISTICS (TEXANS)

			TACKLES								INTERCEPTIONS					FUMBLES				ST				MISC						
W	DATE	OPPONENT	P/S	TK	S	A	SK	YDS	TFL	YDS	QBH	NO	YDS	LG	TD	PD	FF	FR	TD	YDS	TK	S	A	FF	FR	S	A	W/L	SCORE	
01	09/11	Colts										RESERVE/INJURED																	T	20-20
02	09/18	at Broncos										RESERVE/INJURED																	L	9-16
03	09/25	at Bears										RESERVE/INJURED																	L	20-23
04	10/02	Chargers										RESERVE/INJURED																	L	24-34
05	10/09	at Jaguars										RESERVE/INJURED																	W	13-6
07	10/23	at Raiders	P	1	1	0	0.0	0.0	0	0	0	0	0	0	0	0	0	0	0	0	0	0	0	0	0	0	0	L	20-38	
08	10/30	Titans	S	7	5	2	0.0	0.0	0	0	0	0	0	0	0	0	0	0	0	0	0	0	0	0	0	0	0	L	10-17	
09	11/03	Eagles	S	5	5	0	0.0	0.0	1	0	0	0	0	0	0	0	1	0	0	0	0	0	0	0	0	0	0	L	17-29	
2022 TOTALS			3-2	13	11	2	0.0	0.0	1	0	0	0	0	0	0	0	1	0	0	0	0	0	0	0	0	0	0	1-6-1		



CHARLIE
HECK

67
OFFENSIVE LINEMAN

Ht: 6-8

DOB: 11/20/1996

Texans Season: 3

Acquired: D4a-'20

Wt: 311

College: North Carolina

NFL Season: 3

TRANSACTIONS: Selected by the Houston Texans in the fourth round (126th overall) of the 2020 NFL Draft...Placed on the Reserve/COVID-19 List on Sept. 6, 2021...Activated from the Reserve/COVID-19 List on Sept. 16, 2021.

2022 (Houston 8/1):

- Started Week 1 vs. Indianapolis (9/11) serving as the extra lineman during the opening play of the game
- Played in a season-high six offensive snaps at Las Vegas (10/23)

2021 (Houston 15/13):

- Played in a career-high 15 games making 13 starts at right tackle
- Earned his first snaps of the season on offense and special teams at Cleveland (9/19)
- Made his first start of the season vs. New England (10/10) and blocked for QB Davis Mills, helping him become the first rookie quarterback in NFL history to finish a game with 300-plus passing yards, three-plus passing touchdowns and a passer rating of 140.0 or higher
- Helped pave the way for a rushing attack that combined for 124 yards on the ground and averaged 4.3 yards per carry at Indianapolis (10/17)
- Blocked for QB Davis Mills vs. the L.A. Rams (10/31) as he threw for 310 yards and completed 29-of-38 passes (76.3 percent), the best completion percentage of his career
- Helped protect QB Davis Mills as he threw for a career-high 331 yards vs. Seattle (12/13)
- Blocked for a rushing attack that gained a season-high 189 yards and two touchdowns on the ground, averaging 5.3 yards per carry vs. the L.A. Chargers (12/26)
- Helped protect QB Davis Mills vs. Tennessee (1/9/22) as he completed 23-of-33 passes (69.7 percent) for 301 yards, three touchdowns and a passer rating of 128.5

2020 (Houston 3/1):

- Appeared in three games (one start) as a rookie
- Inactive in Weeks 1-10 and 12-15
- Made his first NFL appearance vs. New England (11/22)

COLLEGE:

- Saw extended action at right tackle after Laremy Tunsil was injured and was part of an offensive line that helped the Texans offense average a franchise record 9.6 yards per play vs. Cincinnati (12/27)
- Made his first start at right tackle vs. Tennessee (1/3/21)
- Spent four seasons (2016-19) at the University of North Carolina at Chapel Hill, appearing in 43 games (34 starts) at both left and right tackle
- Started in 12 games at left tackle as a senior in 2019 and led the team with 43 knockdowns while only surrendering one half-sack all year long, earning him second-team All-ACC honors. Helped pave the way for an offense that averaged 474.0 yards per game, which ranked second in the ACC and 12th in the nation
- Started in all 11 games his junior season in 2018 as part of an offensive line that allowed just 10 sacks on the season, which ranked second in the ACC and seventh nationally. Earned the team's Lineman of the Week honors twice during the season with five knockdowns at Eastern Carolina (9/8) and three vs. Virginia (10/27)
- Played in all 12 games as a sophomore in 2017, starting the final 11 games of the season
- Played in eight games as a redshirt freshman in 2016, including the Tar Heels Sun Bowl appearance against Stanford (12/30)
- Redshirted in his first season at North Carolina in 2015

PERSONAL:

- Attended Rockhurst High School in Kansas City, Mo., where he played a variety of positions, including tight end, offensive tackle and defensive end
- As a team captain in his senior season, helped lead Rockhurst to a 12-2 record and the Missouri Class 6A state championship game
- Earned first-team All-District and All-Metro honors and was named second-team All-State
- His father, Andy Heck, is currently the offensive line coach for the Kansas City Chiefs, where he's coached since 2013
- His brother, Jon, was also a four-year starter on the offensive line at North Carolina (2013-16)



2022 GAME-BY-GAME REGULAR-SEASON STATISTICS (TEXANS)

W	DATE	OPPONENT	P/S		W/L/ T	SCORE
01	09/11	Colts	S		T	20-20
02	09/18	at Broncos	P		L	9-16
03	09/25	at Bears	P		L	20-23
04	10/02	Chargers	P		L	24-34
05	10/09	at Jaguars	P		W	13-6
07	10/23	at Raiders	P		L	20-38
08	10/30	Titans	P		L	10-17
09	11/03	Eagles	P		L	17-29
2022 TOTALS			8-1		1-6-1	



NEVILLE
HEWITT

43
LINEBACKER

Ht: 6-2 Wt: 234
DOB: 4/6/1993 College: Marshall
Texans Season: 2 NFL Season: 8
Acquired: FA-'21

TRANSACTIONS: Signed by the Miami Dolphins as a college free agent on May 8, 2015...Waived by the Dolphins on Sept. 2, 2017...Signed to the Dolphins practice squad on Oct. 9, 2017...Signed to the Dolphins active roster from the practice squad on Nov. 22, 2017...Signed by the New York Jets as an unrestricted free agent on March 28, 2018...Re-signed by the Jets on March 18, 2019...Re-signed by the Jets on March 20, 2020...Signed by the Houston Texans as a free agent on May 7, 2021...Placed on the Reserve/COVID-19 List on Dec. 27, 2021...Activated from the Reserve/COVID-19 List on Dec. 29, 2021...Re-signed with the Texans as an unrestricted free agent on March 30, 2022.

2022 (Houston 7/0):

- Has four total tackles (three solo), two special teams tackles and one tackle for loss so far this season

2021 (Houston 17/5):

- Played in all 17 games with five starts, totaling 51 defensive tackles (32 solo), one tackle for loss, one quarterback hit and a team-leading nine special teams tackles (five solo)
- Appeared in his first game as a Texan on special teams in the season opener vs. Jacksonville (9/12)
- Recorded his first tackle as a Texan on special teams at Cleveland (9/19)
- Made his first start as a Texan at Miami (11/7) and led the team in tackles with nine (five solo), also notching one special teams tackle
- Logged three tackles (two solo) and his first quarterback hit as a Texan at Tennessee (11/21)
- Notched four tackles (all solo) and his first tackle for loss as a Texan vs. the N.Y. Jets (11/28)
- Finished third on the team with nine tackles (four solo) and tallied one special teams tackle at Jacksonville (12/19)
- Led the team with 11 tackles (eight solo), tied for the third-highest total of his NFL career vs. the L.A. Chargers (12/26)

2020 (N.Y. Jets 16/16):

- Started all 16 games for the first time in his career and finished ninth in the NFL in total tackles (131). Also added 2.0 sacks, six tackles for loss, four passes defended, four quarterback hits, one forced fumble and one fumble recovery
- Notched a season-high 13 total tackles (10 solo) vs. Buffalo (10/25)

- Sacked QB Ryan Fitzpatrick and forced a fumble on the play vs. Miami (11/29). Also recovered a fumble at the end of the third quarter
- Posted a sack in consecutive games when he totaled 12 tackles (nine solo) and brought down QB Derek Carr in the second quarter for an eight-yard loss vs. Las Vegas (12/6)

2019 (N.Y. Jets 12/12):

- Started all 12 games he played in and notched 72 total tackles (42 solo), 3.0 sacks, eight quarterback hits, six tackles for loss, five passes defended and two interceptions
- Finished as one-of-seven players in the league with at least 3.0 sacks and two interceptions
- Intercepted QB Josh Allen with 1:06 left in the second quarter in the season-opener vs. Buffalo (9/8)
- Logged a sack in consecutive games in Weeks 2-3 vs. Cleveland (9/16) and vs. New England (9/22)
- Tallied a season-high 11 total tackles (seven solo) at Philadelphia (10/6)
- Recorded his second interception of the season at Washington (11/17) after intercepting QB Dwayne Haskins and returning it to the five-yard line to set up a Jets touchdown
- Notched eight total tackles (two solo), 1.0 sack, one quarterback hit and one tackle for loss vs. Pittsburgh (12/22)

2018 (N.Y. Jets 16/4):

- Appeared in all 16 games (four starts) for the third time in his career and registered 28 total tackles (18 solo), 1.5 sacks and 12 special teams tackles, which was the second most on the team
- Posted seven total tackles (five solo), 0.5 sack, one quarterback hit and a special teams tackle in his first start of the season at Buffalo (12/9)
- Contributed a season-high nine total tackles (six solo), 1.0 sack, three quarterback hits and one tackle for loss vs. Green Bay (12/23)

2017 (Miami 6/0):

- Signed to the Dolphins practice squad prior to Week 6
- Elevated to the active roster from the practice squad in Week 11 and appeared in six games, registering one special teams tackle

2016 (Miami 16/5, 1/0):



- ✦ Played in 16 games (five starts) and logged 57 total tackles (35 solo), 1.0 sack, four tackles for loss, one fumble recovery, one quarterback hit, one pass defended and seven special teams tackles
- ✦ Notched six total tackles (five solo), one tackle for loss and a special teams tackle vs. Cleveland (9/25)
- ✦ Added his first sack of the season vs. the N.Y. Jets (12/17) when he brought down QB Bryce Petty for a nine-yard loss
- ✦ Logged a season-high nine total tackles (six solo) and two tackles for loss at Buffalo (12/24)

2015 (Miami 16/2):

- ✦ Saw action in 16 games (two starts), totaling 32 tackles (22 solo), three passes defended, three tackles for loss, one interception and one quarterback hit
- ✦ Made his NFL debut at Washington (9/13)
- ✦ Tallied the first interception of his career when he picked off QB Tony Romo in the third quarter vs. Dallas (11/22)
- ✦ Tied a season-best with six total tackles (four solo), one tackle for loss and one pass defended in his second start of the season vs. New England (1/3/16)

COLLEGE:

- ✦ Played two seasons at Marshall University in Huntington, W.Va. (2013-14) after transferring from Georgia Military College (2011-12) in Milledgeville, Ga. where he played two seasons
- ✦ Voted as the 2014 Conference USA Defensive Player of the Year by league coaches as he led the Herd defense to a 13-1 season, making a conference-high 123 tackles
- ✦ Ranked second on the team with 85 total tackles (30 solo), including 3.5 tackles for loss and 2.5 sacks. Also made an interception, had one pass breakup, a fumble recovery and a forced fumble on the year
- ✦ Saw action in two seasons at Georgia Military College (2011-12) and notched 65 tackles, five tackles for loss and five pass breakups as a sophomore (2012) when he played as a hybrid safety and linebacker

PERSONAL:

- ✦ Attended Rockdale County High School in Conyers, Ga.
- ✦ Graduated with a degree in business management from Marshall

NEVILLE HEWITT'S NFL REGULAR SEASON DEFENSIVE STATISTICS

2015-2022																											
DATE	TEAM	GP	GS	TACKLES								INTERCEPTIONS						FUMBLES				ST				MISC	
				TK	S	A	TFL	YDS	SK	YDS	QBH	NO	YDS	LG	TD	PD	FF	FR	TD	YDS	TK	S	A	FF	FR	S	A
2015	Dolphins	16	2	32	22	10	3	8	0.0	0.0	1	1	0	0	3	0	0	0	0	7	5	2	0	0	0	0	
2016	Dolphins	16	5	57	35	22	4	24	1.0	9.0	1	0	0	0	1	0	1	0	0	7	5	2	0	0	0	0	
2017	Dolphins	6	0	0	0	0	0	0	0.0	0.0	0	0	0	0	0	0	0	0	0	1	1	0	0	0	0	0	
2018	Jets	16	4	28	18	10	1	9	1.5	12.0	4	0	0	0	0	0	0	0	0	11	8	3	0	0	0	0	
2019	Jets	12	12	72	42	30	6	23	3.0	18.0	8	2	13	9	0	5	0	0	0	3	2	1	0	0	0	0	
2020	Jets	16	16	131	89	42	6	16	2.0	14.0	4	0	0	0	0	4	1	1	0	17	3	2	1	0	0	0	
2021	Texans	17	5	51	32	19	1	3	0.0	0.0	1	0	0	0	0	0	0	0	0	9	5	4	0	0	0	0	
2022	Texans	7	0	4	3	1	1	2	0.0	0.0	0	0	0	0	0	0	0	0	0	2	2	0	0	0	0	0	
NFL TOTALS		106	44	375	241	134	22	85	7.5	53.0	19	3	13	9	0	13	1	2	0	17	43	30	13	0	0	0	0

NEVILLE HEWITT'S NFL POSTSEASON DEFENSIVE STATISTICS

DATE	TEAM	GP	GS	TACKLES								INTERCEPTIONS						FUMBLES				ST					MISC	
				TK	S	A	TFL	YDS	SK	YDS	QBH	NO	YDS	LG	TD	PD	FF	FR	TD	YDS	TK	S	A	FF	FR	S	A	
2016	Dolphins	1	0	5	3	2	0	0	0.0	0.0	0	0	0	0	0	0	0	0	0	0	0	0	0	0	0			
NFL TOTALS		1	0	5	3	2	0	0	0.0	0.0	0	0	0	0	0	0	0	0	0	0	0	0	0	0	0			

SINGLE-GAME HIGHS: DEFENSIVE

Total Tackles	13 vs. Buffalo Bills, Oct 25, 2020	Tackles For Loss	2 at Seattle Seahawks, Dec 13, 2020
Solo Tackles	10 vs. Buffalo Bills, Oct 25, 2020		...1 more at 2.
Sacks	1.0 vs. Las Vegas Raiders, Dec 06, 2020	Interceptions	1 at Washington Redskins, Nov 17, 2019
	...6 more at 1.0.		...2 more at 1.
Passes Defensed	2 vs. Cleveland Browns, Dec 27, 2020	Interception Return Yards	9 at Washington Redskins, Nov 17, 2019
Forced Fumbles	1 vs. Miami Dolphins, Nov 29, 2020	Special Teams Tackles	3 vs. New York Jets, Oct 04, 2015
Fumble Recoveries	1 vs. Miami Dolphins, Nov 29, 2020	Longest Opponent's Fumble Return	17 vs. Miami Dolphins, Nov 29, 2020
	...1 more at 1.		

SINGLE-GAME HIGHS - POSTSEASON: DEFENSIVE

Total Tackles	5 at Pittsburgh Steelers, Jan 08, 2017	Solo Tackles	3 at Pittsburgh Steelers, Jan 08, 2017
----------------------	--	---------------------	--



2022 GAME-BY-GAME REGULAR-SEASON STATISTICS (TEXANS)

W	DATE	OPPONENT	P/S	TACKLES								INTERCEPTIONS					FUMBLES					ST					MISC				W/L	SCORE
				TK	S	A	SK	YDS	TFL	YDS	QBH	NO	YDS	LG	TD	PD	FF	FR	TD	YDS	TK	S	A	FF	FR	S	A					
01	09/11	Colts	P	0	0	0	0.0	0.0	0	0	0	0	0	0	0	0	0	0	0	1	1	0	0	0	0	0	T	20-20				
02	09/18	at Broncos	P	0	0	0	0.0	0.0	0	0	0	0	0	0	0	0	0	0	0	0	0	0	0	0	0	L	9-16					
03	09/25	at Bears	P	0	0	0	0.0	0.0	0	0	0	0	0	0	0	0	0	0	0	1	1	0	0	0	0	L	20-23					
04	10/02	Chargers	P	0	0	0	0.0	0.0	0	0	0	0	0	0	0	0	0	0	0	0	0	0	0	0	0	L	24-34					
05	10/09	at Jaguars	P	3	3	0	0.0	0.0	1	2	0	0	0	0	0	0	0	0	0	0	0	0	0	0	0	W	13-6					
07	10/23	at Raiders	P	0	0	0	0.0	0.0	0	0	0	0	0	0	0	0	0	0	0	0	0	0	0	0	0	L	20-38					
08	10/30	Titans	P	1	0	1	0.0	0.0	0	0	0	0	0	0	0	0	0	0	0	0	0	0	0	0	0	L	10-17					
09	11/03	Eagles		INACTIVE																								L	17-29			
2022 TOTALS			7-0	4	3	1	0.0	0.0	1	2	0	0	0	0	0	0	0	0	0	2	2	0	0	0	0	0	1-6-1					



KURT
HINISH

93
DEFENSIVE LINEMAN

Ht: 6-2 Wt: 300
DOB: 4/27/1999 College: Notre Dame
Texans Season: R NFL Season: R
Acquired: CFA-'22

TRANSACTIONS: Signed by the Houston Texans as a college free agent on May 13, 2022.

2022 (Houston 7/2):

- Has 10 tackles (five solo), 1.0 sack, two tackles for loss and one quarterback hit on the season so far
- Made his NFL debut and notched one tackle vs. Indianapolis (9/11)
- Made his first NFL start and recorded one solo tackle vs. Tennessee (10/30)
- Recorded his first career sack, taking down QB Jalen Hurts for a four-yard loss vs. Philadelphia (11/3)

COLLEGE:

- Played five seasons (2017-21) at the University of Notre Dame in South Bend, Ind., where he played in 61 games (35 starts) and amassed 81 tackles (42 solo), 20 tackles for loss, 7.5 sacks and one forced fumble

2021 (Notre Dame):

- Started all 11 games he appeared in as a fifth-year senior and totaled 28 tackles (15 solo), 2.0 sacks and 5.5 tackles for loss
- Opened the season with a sack at Florida State (9/5)
- Registered five tackles (one solo) and 1.5 tackles for loss at Virginia Tech (10/9)
- Logged a season-high 10 tackles (eight solo), 1.0 sack and two tackles for loss vs. Navy (11/6)
- Made three tackles (two solo) and one tackle for loss in the Fiesta Bowl vs. Oklahoma State (1/1/22)

2020 (Notre Dame):

- Appeared in all 12 games (11 starts) as a senior and finished with 19 tackles (13 solo), 2.0 sacks and 7.5 tackles for loss
- Earned All-ACC honorable mention recognition by the Associated Press
- Posted two tackles, 1.0 sack and two tackles for loss in the season opener vs. Duke (9/12)
- Logged three tackles, one tackle for loss and one quarterback hit vs. Clemson (11/7)
- Selected to the PFF National Team of the Week after

- posting three tackles at North Carolina (11/27)
- Totaled two tackles and half a tackle for loss in the ACC Championship vs. Clemson (12/19)
- Made two tackles in the CFP Semifinal at the Rose Bowl Game vs. Alabama (1/1/21)

2019 (Notre Dame):

- Started all 13 games and totaled 15 tackles, 2.0 sacks, 4.5 tackles for loss and one quarterback hit as a junior
- Recorded a sack in the season-opening victory at Louisville (9/2)
- Notched three tackles (one solo), 0.5 sack and two tackles for loss vs. Virginia (9/28)
- Forced a fumble and finished with one tackle and 0.5 sack vs. USC (10/12)

2018 (Notre Dame):

- Played in all 13 games as a sophomore and amassed 13 tackles and 1.5 sacks
- Made 1.5 sacks, 1.5 tackles for loss and three tackles (two solo) in the win vs. Syracuse (11/17)

2017 (Notre Dame):

- Played 12 games as a freshman and notched eight tackles and half a tackle for loss
- Recorded a season-high three tackles and half a tackle for loss vs. USC (10/21)

PERSONAL:

- Attended Central Catholic High School in Pittsburgh, Pa., where he registered 27 tackles and 3.0 sacks as a senior in 2016, leading his team to a 14-2 record and the 2016 Pennsylvania Interscholastic Athletic Association Class-AAAAAA state championship game
- Helped Central Catholic to a 15-1 mark and 2015 Pennsylvania Interscholastic Athletic Association Class-AAAA state championship, recording 32 tackles as a junior
- Named 2016 first team Pennsylvania Football Writers All-State
- Earned Pittsburgh Post-Gazette Fabulous 22 recognition
- Selected to the Pittsburgh Tribune-Review Terrific 25
- Rated as the No. 26 defensive tackle in the nation by ESPN



KURT HINISH'S NFL REGULAR SEASON DEFENSIVE STATISTICS

DATE	TEAM	GP	GS	TACKLES								INTERCEPTIONS						FUMBLES					ST					MISC	
				TK	S	A	TFL	YDS	SK	YDS	QBH	NO	YDS	LG	TD	PD	FF	FR	TD	YDS	TK	S	A	FF	FR	S	A		
2022	Texans	7	2	10	5	5	2	4	1.0	4.0	1	0	0	0	0	0	0	0	0	0	0	0	0	0	0	0	0	0	0
NFL TOTALS		7	2	10	5	5	2	4	1.0	4.0	1	0	0	0	0	0	0	0	0	0	0	0	0	0	0	0	0	0	0

SINGLE-GAME HIGHS: DEFENSIVE

Total Tackles 2 vs. Los Angeles Chargers, Oct 02, 2022
...1 more at 2.

Solo Tackles 1 vs. Tennessee Titans, Oct 30, 2022
...2 more at 1.

Sacks 1.0 vs. Philadelphia Eagles, Nov 03, 2022

Tackles For Loss 1 vs. Philadelphia Eagles, Nov 03, 2022
...1 more at 1.

2022 GAME-BY-GAME REGULAR-SEASON STATISTICS (TEXANS)

			2022 Stats - Game Record (by Week)																	2022 Stats - Team Totals									
W	DATE	OPPONENT	P/S	TACKLES								INTERCEPTIONS					FUMBLES				ST				MISC		W/L	SCORE	
				TK	S	A	SK	YDS	TFL	YDS	QBH	NO	YDS	LG	TD	PD	FF	FR	TD	YDS	TK	S	A	FF	FR	S			A
01	09/11	Colts	P	1	0	1	0.0	0.0	0	0	0	0	0	0	0	0	0	0	0	0	0	0	0	0	0	T	20-20		
02	09/18	at Broncos	P	2	1	1	0.0	0.0	1	0	0	0	0	0	0	0	0	0	0	0	0	0	0	0	0	L	9-16		
03	09/25	at Bears		INACTIVE																								L	20-23
04	10/02	Chargers	P	2	0	2	0.0	0.0	0	0	0	0	0	0	0	0	0	0	0	0	0	0	0	0	0	L	24-34		
05	10/09	at Jaguars	P	0	0	0	0.0	0.0	0	0	0	0	0	0	0	0	0	0	0	0	0	0	0	0	0	W	13-6		
07	10/23	at Raiders	P	1	1	0	0.0	0.0	0	0	0	0	0	0	0	0	0	0	0	0	0	0	0	0	0	L	20-38		
08	10/30	Titans	S	1	1	0	0.0	0.0	0	0	0	0	0	0	0	0	0	0	0	0	0	0	0	0	0	L	10-17		
09	11/03	Eagles	S	3	2	1	1.0	4.0	1	4	1	0	0	0	0	0	0	0	0	0	0	0	0	0	0	L	17-29		
2022 TOTALS			7-2	10	5	5	1.0	4.0	2	4	1	0	0	0	0	0	0	0	0	0	0	0	0	0	0	1-6-1			



O.J.
HOWARD

83
TIGHT END

Ht: 6-6

DOB: 11/19/1994

Texans Season:

Acquired: FA-'22

Wt: 251

College: Alabama

NFL Season: 6

TRANSACTIONS: Selected in the first round (19th overall) of the 2017 NFL Draft by the Tampa Bay Buccaneers...Placed on Reserve/Injured on 10/20/17 by the Buccaneers...Placed on Reserve/Injured on 11/21/18 by the Buccaneers...Placed on Reserve/Injured on 10/6/20 by the Buccaneers...Signed with the Buffalo Bills on 3/18/22...Signed by the Houston Texans on 9/2/22.

CAREER

- Super Bowl LV Champion
- Has started 53-of-67 career games, catching 127 passes for 1,847 yards (14.5 avg.) and 17 touchdowns

2022 (Houston 8/7):

- Has caught eight passes for 110 yards (13.8 avg.) and two touchdowns during the season
- Caught two touchdowns in Week 1 vs. Indianapolis (9/11), becoming the third tight end in NFL history to catch two or more touchdown passes in their first game with a new team (Alex Smith - TB, 2005/Jared Cook - STL, 2013)
- Brought in two passes for 27 yards (13.5 avg.) vs. the Los Angeles Chargers (10/2)

2021 (Tampa Bay 17/9):

- Played in a career high 17 games catching 14 passes for 135 yards and a touchdown
- Caught six passes for 49 yards and a touchdown against the Eagles (10/14)

2020 (Tampa Bay 4/1):

- Had four receptions for 36 yards and one touchdown at New Orleans (9/13). The touchdown reception came from Tom Brady - the first touchdown pass from Brady as a Buccaneer
- Hauled in an 11-yard reception against Carolina (9/20)
- Caught three passes for 49 yards (16.3 avg.) at Denver (9/27)
- Against L.A. Chargers (10/4), caught three passes for 50 yards and a touchdown before exiting the game with an Achilles injury

2019 (Tampa Bay 14/14):

- Caught a career high 34 passes for 459 yards and one

touchdown

- Had three games of recording at least 60 receiving yards: 73 vs. Indianapolis (12/8), 66 vs. New York Giants (9/22), 61 at Jacksonville (12/1)

- Lone touchdown came against Arizona (11/10)

2018 (Tampa Bay 10/8)

- Brought in 34 passes for a career high 565 receiving yards and five touchdowns
- Recorded at least 50 yards receiving in eight of his 10 games played, highlighted by a 96-yard receiving effort against Philadelphia (9/16), which included a score
- Was put on Reserve/Injured following Week 10

2017 (Tampa Bay 14/14):

- During his rookie season, Howard caught 26 passes for 432 receiving yards and career high six touchdowns
- Brought in two touchdown passes in Week 6 against Buffalo (10/22)
- Posted a career high receiving effort against Buffalo (10/22)

COLLEGE:

- Played in 57 games, with 37 starts, including 28 of the final 30 of his collegiate career
- Finished his career with 114 receptions for 1,726 yards and seven touchdowns
- In two College Football Playoff National Championship Games against Clemson, totaled nine receptions for 314 yards and three touchdowns.
- A first-team All-American selection by Pro Football Focus and a third-team selection by the Associated Press, as a senior (2016), Howard started 13-of-15 games, recording 45 catches for 595 yards and three touchdowns.

PERSONAL:

- Attended Autauga Academy (Prattville, Alabama)
- Participated in the 2013 Under Armour All-America Game
- Top tight end prospect in the country, rated as a five-star prospect and the No. 7 prospect nationally in the Rivals 100
- Born O'Terrius Jabari Howard on November 19, 1994.



O.J. HOWARD'S NFL REGULAR SEASON RUSHING/RECEIVING STATISTICS

DATE	TEAM	GP	GS	RECEIVING					RUSHING				
				NO.	YDS.	AVG.	LG	TD	NO.	YDS.	AVG.	LG	TD
2017	Buccaneers	14	14	26	432	16.6	58t	6	0	0	0.0	0	0
2018	Buccaneers	10	8	34	565	16.6	75t	5	0	0	0.0	0	0
2019	Buccaneers	14	14	34	459	13.5	33	1	0	0	0.0	0	0
2020	Buccaneers	4	1	11	146	13.3	33	2	0	0	0.0	0	0
2021	Buccaneers	17	9	14	135	9.6	21	1	0	0	0.0	0	0
2022	Texans	8	7	8	110	13.8	24	2	0	0	0.0	0	0
NFL TOTALS		67	53	127	1,847	14.5	75T	17	0	0	0.0	0	0

O.J. HOWARD'S NFL POSTSEASON RUSHING/RECEIVING STATISTICS

DATE	TEAM	GP	GS	RECEIVING					RUSHING				
				NO.	YDS.	AVG.	LG	TD	NO.	YDS.	AVG.	LG	TD
2020	Buccaneers	0	0	0	0	0.0	0	0	0	0	0.0	0	0
2021	Buccaneers	2	1	2	10	5.0	7	0	0	0	0.0	0	0
NFL TOTALS		2	1	2	10	5.0	7	0	0	0	0.0	0	0

O.J. HOWARD'S NFL REGULAR SEASON RETURN STATISTICS

DATE	TEAM	RET.	KICKOFF RETURNS					PUNT RETURNS				
			YDS.	AVG.	LG	TD	NO.	FC	YDS.	AVG.	LG	TD
2017	Buccaneers	0	0	0.0	0	0	0	0	0	0.0	0	0
2018	Buccaneers	0	0	0.0	0	0	0	0	0	0.0	0	0
2019	Buccaneers	0	0	0.0	0	0	0	0	0	0.0	0	0
2020	Buccaneers	0	0	0.0	0	0	0	0	0	0.0	0	0
2021	Buccaneers	0	0	0.0	0	0	0	0	0	0.0	0	0
2022	Texans	0	0	0.0	0	0	0	0	0	0.0	0	0
NFL TOTALS		0	0	0.0	0	0	0	0	0	0.0	0	0

O.J. HOWARD'S NFL POSTSEASON RETURN STATISTICS

DATE	TEAM	RET.	KICKOFF RETURNS					PUNT RETURNS				
			YDS.	AVG.	LG	TD	NO.	FC	YDS.	AVG.	LG	TD
2020	Buccaneers	0	0	0.0	0	0	0	0	0	0.0	0	0
2021	Buccaneers	0	0	0.0	0	0	0	0	0	0.0	0	0
NFL TOTALS		0	0	0.0	0	0	0	0	0	0.0	0	0

SINGLE-GAME HIGHS: RECEIVING

Receptions 6 at Philadelphia Eagles, Oct 14, 2021
...2 more at 6.

Receiving Yards 98 at Buffalo Bills, Oct 22, 2017

Receiving Average 32.0 vs. Philadelphia Eagles, Sep 16, 2018

Longest Receptions 75t vs. Philadelphia Eagles, Sep 16, 2018

Receiving TDs 2 vs. Indianapolis Colts, Sep 11, 2022
...2 more at 2.

All-Purpose Yards 98 at Buffalo Bills, Oct 22, 2017

Most TDs 2 vs. Indianapolis Colts, Sep 11, 2022
...2 more at 2.

Miscellaneous Tackles 2 vs. San Francisco 49ers, Sep 08, 2019
...1 more at 2.

SINGLE-GAME HIGHS - POSTSEASON: RECEIVING

Receptions 1 vs. Los Angeles Rams, Jan 23, 2022
...1 more at 1.

Receiving Yards 7 vs. Los Angeles Rams, Jan 23, 2022

Longest Receptions 7 vs. Los Angeles Rams, Jan 23, 2022

All-Purpose Yards 7 vs. Los Angeles Rams, Jan 23, 2022



2022 GAME-BY-GAME REGULAR-SEASON STATISTICS (TEXANS)

W	DATE	OPPONENT	P/S	RECEIVING					RUSHING					W/L/ T	SCORE
				NO.	YDS.	AVG.	LG	TD	NO.	YDS.	AVG.	LG	TD		
01	09/11	Colts	P	2	38	19.0	22	2	0	0	0.0	0	0	T	20-20
02	09/18	at Broncos	S	1	7	7.0	7	0	0	0	0.0	0	0	L	9-16
03	09/25	at Bears	S	0	0	0.0	0	0	0	0	0.0	0	0	L	20-23
04	10/02	Chargers	S	2	27	13.5	22	0	0	0	0.0	0	0	L	24-34
05	10/09	at Jaguars	S	0	0	0.0	0	0	0	0	0.0	0	0	W	13-6
07	10/23	at Raiders	S	0	0	0.0	0	0	0	0	0.0	0	0	L	20-38
08	10/30	Titans	S	2	24	12.0	24	0	0	0	0.0	0	0	L	10-17
09	11/03	Eagles	S	1	14	14.0	14	0	0	0	0.0	0	0	L	17-29
2022 TOTALS			8-7	8	110	13.8	24	2	0	0	0.0	0	0	1-6-1	

2021 GAME-BY-GAME POSTSEASON STATISTICS (BUCCANEERS)

W	DATE	OPPONENT	P/S	RECEIVING					RUSHING					W/L	SCORE
				NO.	YDS.	AVG.	LG	TD	NO.	YDS.	AVG.	LG	TD		
01	01/16	Eagles	P	1	3	3.0	3	0	0	0	0.0	0	0	W	31-15
02	01/23	Rams	S	1	7	7.0	7	0	0	0	0.0	0	0	L	27-30
2021 TOTALS			2-1	2	10	5.0	7	0	0	0	0.0	0	0	1-1	



TYTUS
HOWARD

71
OFFENSIVE LINEMAN

Ht: 6-5

DOB: 5/23/1996

Texans Season: 4 NFL Season: 4

Acquired: 01-'19

Wt: 322

College: Alabama State

TRANSACTIONS: Selected by the Houston Texans with the 23rd pick in the first round (23rd overall) of the 2019 NFL Draft...Placed on the Reserve/COVID-19 List on Aug. 13, 2021... Activated from the Reserve/COVID-19 List on Aug. 18, 2021...Placed on the Reserve/COVID-19 List on Dec. 23, 2021...Activated from the Reserve/COVID-19 List on Jan. 5, 2022...Fifth-year option exercised by the Texans on May 2, 2022.

HONORS:

- 2019 PFWA All-Rookie Team

2022 (Houston 8/8):

- Has started at right tackle for the first eight games of the season
- Blocked for RB Dameon Pierce at Chicago (9/25), helping him garner his first career rushing touchdown
- Helped RB Dameon Pierce rush for 99 yards in the team's first win of the season at Jacksonville (10/2)
- Blocked for RB Dameon Pierce's career-high 139-yard performance vs. Philadelphia (11/3)

2021 (Houston 15/15):

- Started all 15 games he played, a career high, with 11 starts at left guard and four starts at left tackle. Rated as Pro Football Focus' highest-graded pass-blocking tackle among the four weeks he started at left tackle with a grade of 89.9
- Started vs. Jacksonville (9/12) and helped the offense score 37 points, the highest Week 1 point total in franchise history
- Blocked for QB Davis Mills vs. New England (10/10), helping him become the first rookie quarterback in NFL history to finish a game with 300-plus passing yards, three-plus passing touchdowns and a passer rating of 140.0 or higher
- Helped pave the way for a rushing attack that combined for 124 yards on the ground and averaged 4.3 yards per carry at Indianapolis (10/17)
- Blocked for QB Davis Mills vs. the L.A. Rams (10/31) as he threw for 310 yards and completed 29-of-38 passes (76.3 percent), the best completion percentage of his career
- Made his first career start at left tackle, helping pave the way for a rushing attack that totaled 96 yards on 24 attempts, averaging 4.0 yards per carry vs. the N.Y. Jets (11/28)
- Helped protect QB Davis Mills as he threw for a career-

high 331 yards vs. Seattle (12/13)

- Blocked for QB Davis Mills as he threw for 209 yards, two touchdowns and a passer rating of 92.2 in the win at Jacksonville (12/19)
- Helped protect QB Davis Mills vs. Tennessee (1/9/22) as he completed 23-of-33 passes (69.7 percent) for 301 yards, three touchdowns and a passer rating of 128.5

2020 (Houston 14/14):

- Started at right tackle in all 14 games he played in before being placed on the Reserve/Injured list on Dec. 23 and helped the team average an NFL-best 8.31 yards per passing play
- Started at right tackle at Kansas City (9/10) in which the Texans rushed for 5.4 yards per attempt
- Blocked for QB Deshaun Watson at right tackle as Watson threw for 300 passing yards and two touchdowns vs. Minnesota (10/4)
- Started at right tackle vs. Jacksonville (10/11) and helped the Texans record 486 net yards and an average of 8.4 yards per play, which was the third highest average in franchise history
- Started at right tackle as part of an offensive line that did not allow a sack and helped QB Deshaun Watson pass for 344 yards and two touchdowns vs. New England (11/22)
- Blocked for QB Deshaun Watson at right tackle as Watson passed for 318 yards and four passing touchdowns at Detroit (11/26)

2019 (Houston 8/8, 0/0):

- Played in eight games (eight starts) at right tackle before being placed on the Reserve/Injured list on Nov. 30
- Blocked for 396 total net yards of offense vs. Indianapolis (11/21), the Texans eighth game on the season with over 350 total net yards
- Started at right tackle in the win over Jacksonville (11/3) at Wembley Stadium in London as part of an offensive line that paved the way for 216 total rushing yards, the most rushing yards in a single game since Week 12 of the 2018 season vs. Tennessee (281) and the second-most yards in a game under Head Coach Bill O'Brien
- Started at right tackle at Kansas City (10/13) and was part of an offensive line that did not allow a sack on QB Deshaun Watson for a second-consecutive week, the first time the Texans had accomplished the feat since Weeks 1-2 of 2014



- Started at right tackle vs. Atlanta (10/6) and protected QB Deshaun Watson, who threw for 426 yards and five touchdowns
- Made his second-career start and first at right tackle, playing every snap in the Week 3 win over the L.A. Chargers (9/22)
- Started at left guard in his NFL debut vs. Jacksonville (9/15) and played every snap of the Texans' first win of the season

COLLEGE:

- Played four seasons (2015-18) at Alabama State University in Montgomery, Ala. after redshirting the 2014 campaign
- Three-year starter and three-year captain along the offensive line
- Began his career as a walk-on tight end before transitioning to offensive line

- Started 10 games along the offensive line as a senior in 2018, earning FCS First-Team All-America honors from HERO Sports
- Played and started all 11 games at tackle in 2017, allowing just one sack
- Started in seven games on the offensive line in 2016
- Appeared in eight games with six starts in 2015, helping Alabama State average 373.5 yards per game on offense
- Redshirted as a freshman in 2014

PERSONAL:

- Attended Monroe County High School in Monroeville, Ala.
- Played quarterback in high school and rushed for 315 yards in a single game as a senior
- Lettered in basketball in high school as well
- Son of Tyran Rivers and Nathaniel Howard
- Majored in criminal justice at Alabama State

2022 GAME-BY-GAME REGULAR-SEASON STATISTICS (TEXANS)

W	DATE	OPPONENT	P/S	W/L/T	SCORE
01	09/11	Colts	S	T	20-20
02	09/18	at Broncos	S	L	9-16
03	09/25	at Bears	S	L	20-23
04	10/02	Chargers	S	L	24-34
05	10/09	at Jaguars	S	W	13-6
07	10/23	at Raiders	S	L	20-38
08	10/30	Titans	S	L	10-17
09	11/03	Eagles	S	L	17-29
2022 TOTALS			8-8	1-6-1	



JERRY
HUGHES

55
DEFENSIVE LINEMAN

Ht: 6-2 Wt: 254
DOB: 8/13/1988 College: TCU
Texans Season: 1 NFL Season: 13
Acquired: FA-'22

TRANSACTIONS: Selected by the Indianapolis Colts in the first round (31st overall) of the 2010 NFL Draft...Traded to the Buffalo Bills on April 29, 2013...Signed a two-year contract extension with the Bills on May 21, 2019...Placed on the non-football injury list on July 28, 2021...Activated from the non-football injury list on Aug. 10, 2021...Signed with the Houston Texans on May 11, 2022.

2022 (Houston 8/8):

- Has 19 tackles (13 solo), 7.0 sacks, seven tackles for loss, seven quarterback hits, one pass defended, one forced fumble and one interception so far this season
- Made his first start and appearance as a Texan and totaled three tackles (all solo), 2.0 sacks for a loss of 12 yards, one tackle for loss, two quarterback hits, one pass defended and one interception vs. Indianapolis (9/11)
- Became just the third player in Texans history to record an interception, a forced fumble and a sack in the same game and the first player to do it all in the first half
- Recorded his third multi-sack game of the season, taking down QB Jalen Hurts twice in the same drive vs. Philadelphia (11/3)

2021 (Buffalo 17/16, 2/2):

- Appeared in 17 games (16 starts) and totaled 18 tackles (eight solo), 2.0 sacks, seven quarterback hits, one tackle for loss, two forced fumbles and three passes defended
- Registered one tackle, 0.5 sack and one quarterback hit at Kansas City (10/10)
- Tallied one tackle, 1.0 sack, two quarterback hits and a forced fumble vs. Miami (10/31)
- Recorded a forced fumble for the second consecutive game at Jacksonville (11/7)
- Had 1.0 sack, one tackle, one tackle for loss and three quarterback hits in two postseason starts

2020 (Buffalo 15/15, 3/3):

- Started all 15 games he appeared in and recorded 29 tackles (19 solo), 4.5 sacks, one interception, three passes defended, 11 quarterback hits, four tackles for loss, two forced fumbles and two fumble recoveries
- Notched two tackles (two solo) and one fumble recovery in the season opener vs. the N.Y. Jets (9/13)
- Recorded his first career interception and six tackles (five solo), 2.0 sacks, one tackle for loss and one forced fumble at the N.Y. Jets (10/25)
- Posted four tackles (one solo), 0.5 sack and two

quarterback hits vs. the L.A. Chargers (11/29)

- Registered 2.0 sacks, three tackles, two tackles for loss and two quarterback hits in the AFC Divisional Round vs. Baltimore (1/16/21)

2019 (Buffalo 16/16, 1/1):

- Started all 16 games and finished with 23 tackles (14 solo), 4.5 sacks, nine quarterback hits and six tackles for loss
- Made three tackles (one solo), 1.5 sacks, two quarterback hits and two passes defended in the season opener at the N.Y. Jets (9/8)
- Registered five tackles (three solo) and one tackle for loss at Tennessee (10/6)
- Notched two tackles (two solo), 1.0 sack, two quarterback hits and one tackle for loss vs. Baltimore (12/8)
- Logged a postseason career-high 3.0 sacks and four tackles in the Wild Card Round at Houston (1/4/20)

2018 (Buffalo 16/16):

- Started all 16 games and totaled 37 tackles (30 solo), a team-leading 7.0 sacks, 18 quarterback hits, a career-high 13 tackles for loss and three forced fumbles
- Notched six tackles, 1.0 sack, three quarterback hits and one tackle for loss vs. the L.A. Chargers (9/16)
- Posted three tackles, 1.5 sacks and three quarterback hits at Houston (10/14)

2017 (Buffalo 16/16, 1/1):

- Started all 16 games and amassed 44 tackles (28 solo), 4.0 sacks, 11 quarterback hits, 12 tackles for loss and one forced fumble
- Registered six tackles (four solo), 2.0 sacks and three tackles for loss at Carolina (9/17)
- Made four tackles (two solo) and two tackles for loss at Kansas City (11/26)
- Posted three tackles in the Wild Card Round at Jacksonville (1/7/18)

2016 (Buffalo 16/15):

- Appeared in all 16 games (15 starts) and finished with 48 tackles (31 solo), 6.0 sacks, 11 quarterback hits, eight tackles for loss and one forced fumble
- Recorded six tackles (five solo) and 2.0 sacks at Baltimore (9/11)
- Logged five tackles (three solo), one quarterback hit and one tackle for loss vs. the N.Y. Jets (9/15)
- Notched three tackles (three solo), 1.0 sack and one tackle



for loss at Seattle (11/7)

2015 (Buffalo 16/16):

- ✦ Started all 16 games and tied for the team lead with 5.0 sacks, also amassing 52 tackles (37 solo), 12 quarterback hits, eight tackles for loss, two forced fumbles and one fumble recovery
- ✦ Registered three tackles (two solo), 1.0 sack, one forced fumble and one pass defended vs. New England (9/20)
- ✦ Posted three tackles (three solo), four quarterback hits, one tackle for loss, one forced fumble and one fumble recovery vs. Miami (11/8)
- ✦ Made seven tackles (four solo), 1.0 sack, one quarterback hit and two tackles for loss at Washington (12/20)

2014 (Buffalo 16/16):

- ✦ Started all 16 games and recorded career highs in tackles (53 total, 36 solo), sacks (10.0), quarterback hits (20) and forced fumbles (three)
- ✦ Amassed five tackles (three solo), 1.0 sack and one tackle for loss vs. Miami (9/14)
- ✦ Notched five tackles (four solo), 2.0 sacks, three quarterback hits, three tackles for loss and a forced fumble at Detroit (10/5)
- ✦ Logged seven tackles (five solo), 1.0 sack and three quarterback hits vs. New England (10/12)
- ✦ Made four tackles (three solo), 2.0 sacks and three tackles for loss vs. Kansas City (11/9)

2013 (Buffalo 16/1):

- ✦ Appeared in 16 games (one start) and finished with 42 tackles (30 solo), 10.0 sacks, 18 quarterback hits, nine tackles for loss and two forced fumbles
- ✦ Opened the season with three tackles (two solo), 0.5 sack and two quarterback hits vs. New England (9/8)
- ✦ Registered five tackles (two solo), 1.5 sacks and one forced fumble at Cleveland (10/3)
- ✦ Recorded a single-game career-high nine tackles (five solo) in addition to one pass defended vs. Cincinnati (10/13)
- ✦ Finished with four tackles (all solo), 2.0 sacks and two tackles for loss at Pittsburgh (11/10)
- ✦ Posted two tackles (both solo), 2.0 sacks, three quarterback hits and two tackles for loss vs. Atlanta (12/1)

2012 (Indianapolis 16/6, 1/0):

- ✦ Saw action in all 16 games (six starts) and totaled 34 tackles (23 solo), 4.0 sacks, one pass defended, 10 quarterback hits and seven tackles for loss

- ✦ Notched eight tackles (three solo), 1.0 sack, three quarterback hits and one tackle for loss at the N.Y. Jets (10/14)
- ✦ Logged three tackles (one solo), 1.5 sacks, one quarterback hit and one tackle for loss vs. Cleveland (10/21)
- ✦ Made four tackles (all solo) and one tackle for loss at Kansas City (12/23)

2011 (Indianapolis 12/1):

- ✦ Appeared in 12 games (one start) and recorded nine tackles (four solo), 1.0 sack and one quarterback hit
- ✦ Registered one tackle and his first NFL sack at Tampa Bay (10/3)
- ✦ Posted two tackles (one solo) at Jacksonville (1/1/12)

2010 (Indianapolis 12/0):

- ✦ Played in 12 games and finished with six tackles, one quarterback hit and one tackle for loss
- ✦ Recorded his first career tackle and quarterback hit vs. Houston (11/1)
- ✦ Finished with two tackles vs. Cincinnati (11/14)
- ✦ Logged three tackles (all solo) and one tackle for loss vs. Tennessee (1/2/11)

COLLEGE:

- ✦ Played four seasons (2006-09) at Texas Christian University in Fort Worth, Texas, where he appeared in 49 games (27 starts) and recorded 143 tackles (83 solo), 40.5 tackles for loss, 28.5 sacks, three interceptions, eight forced fumbles and four fumble recoveries
- ✦ Led the Horned Frogs with 16.5 tackles for loss and 11.5 sacks as a senior in 2009. Finished fifth on the team with a collegiate career-high 58 tackles and became the second player in TCU history to become a two-time consensus first-team All-American
- ✦ Registered a career-high 19.5 tackles for loss and 15.0 sacks as a junior (2008)
- ✦ Saw actions in 13 games (one start) and finished with 30 tackles (18 solo), 3.5 tackles for loss and one sack as a sophomore (2007)

PERSONAL:

- ✦ Attended Stephen F. Austin High School in Sugar Land, Texas, where he played running back as a senior and rushed for 1,412 yards and 19 touchdowns
- ✦ Named a unanimous first-team All-District 20-5A selection as a senior
- ✦ Was a three-year letterman in football and baseball



JERRY HUGHES' NFL REGULAR SEASON DEFENSIVE STATISTICS

DATE	TEAM	GP	GS	TACKLES								INTERCEPTIONS						FUMBLES				ST				MISC	
				TK	S	A	TFL	YDS	SK	YDS	QBH	NO	YDS	LG	TD	PD	FF	FR	TD	YDS	TK	S	A	FF	FR	S	A
2010	Colts	12	0	6	6	0	1	0	0.0	0.0	1	0	0	0	0	0	0	0	0	0	0	0	0	0	0	0	
2011	Colts	12	1	9	4	5	0	0	1.0	5.0	1	0	0	0	0	0	0	0	0	0	6	2	4	0	0	0	0
2012	Colts	16	6	34	23	11	7	0	4.0	18.0	10	0	0	0	0	1	0	0	0	0	7	6	1	0	0	0	0
2013	Bills	16	1	42	30	12	9	59	10.0	65.5	18	0	0	0	0	2	2	0	0	0	4	2	2	0	0	0	0
2014	Bills	16	16	53	36	17	13	70	10.0	64.0	20	0	0	0	0	0	3	1	1	18	0	0	0	0	0	0	0
2015	Bills	16	16	52	37	15	8	53	5.0	63.0	12	0	0	0	0	4	2	1	0	2	0	0	0	0	0	0	0
2016	Bills	16	15	48	31	17	8	60	6.0	56.0	11	0	0	0	0	3	1	0	0	0	0	0	0	0	0	0	0
2017	Bills	16	16	44	28	16	12	48	4.0	24.0	11	0	0	0	0	0	1	0	0	0	0	0	0	0	0	0	0
2018	Bills	16	16	37	30	7	13	52	7.0	42.5	18	0	0	0	0	1	3	0	0	0	0	0	0	0	0	0	0
2019	Bills	16	16	23	14	9	6	30	4.5	27.5	9	0	0	0	0	3	0	1	0	11	0	0	0	0	0	0	0
2020	Bills	15	15	29	19	10	4	13	4.5	20.0	11	1	-3	0	0	3	2	2	1	21	0	0	0	0	0	0	0
2021	Bills	17	16	18	8	10	1	4	2.0	8.5	7	0	0	0	0	3	2	0	0	0	0	0	0	0	0	0	0
2022	Texans	8	8	19	13	6	7	45	7.0	51.0	7	1	14	14	0	1	1	0	0	0	0	0	0	0	0	0	0
NFL TOTALS		192	142	414	279	135	89	434	65.0	445.0	136	2	11	14	0	21	17	5	2	52	17	10	7	0	0	0	0

JERRY HUGHES' NFL POSTSEASON DEFENSIVE STATISTICS

DATE	TEAM	GP	GS	TACKLES								INTERCEPTIONS						FUMBLES				ST						MISC	
				TK	S	A	TFL	YDS	SK	YDS	QBH	NO	YDS	LG	TD	PD	FF	FR	TD	YDS	TK	S	A	FF	FR	S	A		
2010	Colts	1	0	0	0	0	0	0	0.0	0.0	0	0	0	0	0	0	0	0	0	0	0	0	0	0	0	0			
2012	Colts	1	0	1	1	0	0	0	0.0	0.0	0	0	0	0	0	0	0	0	0	0	0	0	0	0	0	0			
2017	Bills	1	1	3	1	2	0	0	0.0	0.0	0	0	0	0	0	0	0	0	0	0	0	0	0	0	0	0			
2019	Bills	1	1	4	3	1	3	6	3.0	6.0	4	0	0	0	0	0	0	0	0	0	0	0	0	0	0	0			
2020	Bills	3	3	6	5	1	3	15	3.0	13.0	3	0	0	0	0	0	0	0	0	0	0	0	0	0	0	0			
2021	Bills	2	2	1	1	0	1	4	1.0	4.0	3	0	0	0	0	0	0	0	0	0	0	0	0	0	0	0			
NFL TOTALS		9	7	15	11	4	7	25	7.0	23.0	10	0	0	0	0	0	0	0	0	0	0	0	0	0	0	0			

SINGLE-GAME HIGHS: DEFENSIVE

Total Tackles	9 vs. Cincinnati Bengals, Oct 13, 2013	Tackles For Loss	3 at Green Bay Packers, Sep 30, 2018
Solo Tackles	5 at New York Jets, Oct 25, 2020		...3 more at 3.
	...5 more at 5.	Interceptions	1 vs. Indianapolis Colts, Sep 11, 2022
Sacks	2.0 vs. Philadelphia Eagles, Nov 03, 2022		...1 more at 1.
	...11 more at 2.0.	Interception Return Yards	14 vs. Indianapolis Colts, Sep 11, 2022
Passes Defensed	2 at New York Jets, Sep 08, 2019	Special Teams Tackles	3 vs. Green Bay Packers, Oct 07, 2012
	...1 more at 2.	Longest Opponent's Fumble Return	21 at Denver Broncos, Dec 19, 2020
Forced Fumbles	1 vs. Indianapolis Colts, Sep 11, 2022		
	...16 more at 1.		
Fumble Recoveries	1 at Denver Broncos, Dec 19, 2020		
	...4 more at 1.		

SINGLE-GAME HIGHS - POSTSEASON: DEFENSIVE

Total Tackles	4 at Houston Texans, Jan 04, 2020	Sacks	3.0 at Houston Texans, Jan 04, 2020
Solo Tackles	3 at Houston Texans, Jan 04, 2020	Tackles For Loss	3 at Houston Texans, Jan 04, 2020



2022 GAME-BY-GAME REGULAR-SEASON STATISTICS (TEXANS)

			TACKLES										INTERCEPTIONS					FUMBLES					ST					MISC					
W	DATE	OPPONENT	P/S	TK	S	A	SK	YDS	TFL	YDS	QBH	NO	YDS	LG	TD	PD	FF	FR	TD	YDS	TK	S	A	FF	FR	S	A	W/L	SCORE				
01	09/11	Colts	S	3	3	0	2.0	12.0	1	5	2	1	14	14	0	1	1	0	0	0	0	0	0	0	0	0	0	0	T	20-20			
02	09/18	at Broncos	S	1	0	1	0.0	0.0	0	0	0	0	0	0	0	0	0	0	0	0	0	0	0	0	0	0	0	L	9-16				
03	09/25	at Bears	S	4	3	1	2.0	16.0	2	16	2	0	0	0	0	0	0	0	0	0	0	0	0	0	0	0	0	L	20-23				
04	10/02	Chargers	S	3	1	2	0.0	0.0	0	0	0	0	0	0	0	0	0	0	0	0	0	0	0	0	0	0	0	L	24-34				
05	10/09	at Jaguars	S	1	0	1	0.0	0.0	0	0	0	0	0	0	0	0	0	0	0	0	0	0	0	0	0	0	0	W	13-6				
07	10/23	at Raiders	S	0	0	0	0.0	0.0	0	0	0	0	0	0	0	0	0	0	0	0	0	0	0	0	0	0	0	L	20-38				
08	10/30	Titans	S	2	2	0	1.0	8.0	2	9	1	0	0	0	0	0	0	0	0	0	0	0	0	0	0	0	0	L	10-17				
09	11/03	Eagles	S	5	4	1	2.0	15.0	2	15	2	0	0	0	0	0	0	0	0	0	0	0	0	0	0	0	0	L	17-29				
2022 TOTALS			8-8	19	13	6	7.0	51.0	7	45	7	1	14	14	0	1	1	0	0	0	0	0	0	0	0	0	0	1-6-1					

2021 GAME-BY-GAME POSTSEASON STATISTICS (BILLS)

W	DATE	OPPONENT	P/S	TACKLES								INTERCEPTIONS					FUMBLES				ST					MISC		W/L	SCORE
				TK	S	A	SK	YDS	TFL	YDS	QBH	NO	YDS	LG	TD	PD	FF	FR	TD	YDS	TK	S	A	FF	FR	S	A		
01	01/15	Patriots	S	1	1	0	1.0	4.0	1	4	1	0	0	0	0	0	0	0	0	0	0	0	0	0	0	0	0	W	47-17
02	01/23	at Chiefs	S	0	0	0	0.0	0.0	0	0	2	0	0	0	0	0	0	0	0	0	0	0	0	0	0	0	0	L	36-42+
2021 TOTALS				2-2	1	1	0	1.0	4.0	1	4	3	0	0	0	0	0	0	0	0	0	0	0	0	0	0	0	1-1	

+ - Overtime



JALEEL
JOHNSON

90

DEFENSIVE LINEMAN

Ht: 6-3

DOB: 7/12/1994

Texans Season: 2 NFL Season: 6

Acquired: FA-'22

Wt: 316

College: Iowa

TRANSACTIONS: Selected by the Minnesota Vikings with the second pick of the fourth round (109th overall) of the 2017 NFL Draft...Signed by the Houston Texans as an unrestricted free agent on April 8, 2021...Released by the Texans on Aug. 31, 2021...Signed to the New Orleans Saints practice squad on Sept. 6, 2021...Signed by the Texans off Saints practice squad on Sept. 15, 2021...Placed on the Reserve/COVID-19 List on Dec. 21, 2021...Activated from the Reserve/COVID-19 List on Dec. 29, 2021...Signed with the Saints on April 4, 2022...Released on Aug. 11, 2022...Re-signed with the Saints on Aug. 15, 2022...Placed on reserve/injured list on Aug. 17, 2022...Released on Aug. 23, 2022 with an injury settlement...Signed to the Atlanta Falcons practice squad on Oct. 5, 2022...Signed to the Texans active roster on Oct. 27, 2022.

2022 (Atlanta 0/0, Houston 2/1):

- Has four tackles (three solo), 1.0 sack, one quarterback hit and one fumble recovery in two games with the Texans this season

2021 (Houston 12/0):

- Played in 12 games in his first season as a Texan, totaling 23 tackles (11 solo), two tackles for loss, one quarterback hit and his first career fumble recovery
- Appeared in his first game as a Texan at Cleveland (9/19)
- Logged his first tackle as a Texan vs. Carolina (9/23)
- Tallied three tackles (all solo) and recorded his first career fumble recovery vs. New England (10/10)
- Recorded three tackles and his first quarterback hit as a Texan at Tennessee (11/21)
- Notched a season-high four tackles (two solo) vs. the N.Y. Jets (11/28)
- Posted one solo tackle and one tackle for loss at Jacksonville (12/19)

2020 (Minnesota 16/16):

- Started all 16 games for the first time in his career and notched a single-season career-high 44 total tackles (22 solo), while also adding 1.5 sacks, three tackles for loss and two quarterback hits
- Recorded six total tackles (four solo) and one tackle for loss at Indianapolis (9/20)
- Tallied three total tackles, 0.5 sack and one quarterback hit vs. Atlanta (10/18)
- Logged a season-high seven total tackles (three solo) and his first full sack of the year vs. Dallas (11/22)

2019 (Minnesota 16/3, 2/0):

- Appeared in all 16 games (three starts) and set single-season career highs in sacks (3.5), quarterback hits (five) and tackles for loss (five)

Appeared in two postseason games, tallying two total tackles

- Made his second start of the season and contributed a season-best six total tackles (three solo) while also adding 1.0 sack, two tackles for loss and one quarterback hit vs. Denver (11/17)
- Posted 1.0 sack, two quarterback hits and a tackle for loss vs. Detroit (12/8)
- Sacked L.A. Chargers QB Philip Rivers for a nine-yard loss in the second quarter of Week 15 (12/15), which marked consecutive games with a sack for the first time in his career

2018 (Minnesota 16/1):

- Saw action in all 16 games (one start) and logged 13 total tackles (six solo), 0.5 sack, two quarterback hits, one tackle for loss and one forced fumble
- Recorded a season-high four total tackles (two solo) and also added 0.5 sack and one quarterback hit in his lone start of the season at the N.Y. Jets (10/21)
- Forced his first career fumble on Bears RB Tarik Cohen in the fourth quarter of the Week 11 contest at Chicago (11/18)

2017 (Minnesota 5/0, 2/0):

- Played in five regular season games and two postseason contests as a rookie, contributing one total tackle in the regular season and two total tackles in the postseason
- Saw action in his first NFL game at Chicago (10/9)
- Logged one total tackle vs. Green Bay (10/15)

COLLEGE:

- Played four seasons (2013-16) at the University of Iowa in Iowa City after redshirting his freshman season (2012)
- Earned First-Team All-Big Ten honors his senior season (2016) after totaling 55 tackles (29 solo), 10 tackles for loss and 8.0 sacks
- Received Honorable Mention All-Big Ten honors by the league coaches and media following his junior season (2013) when he tallied 45 total tackles (22 solo), 5.5 tackles for and 4.0 sacks in 14 games
- Received an increased role during his sophomore campaign (2012) as he appeared in all 13 games and notched 11 total tackles (two solo), with 2.5 tackles for



- loss and 1.0 sack
- ✎ Appeared in seven games as a freshman (2013)
- ✎ Redshirted his first year as a Hawkeye in 2012

PERSONAL:

- ✎ Attended Montini Catholic High School in Lombard, Ill. for his senior year after spending his first three years at St.

Joseph's High School in Westchester, Ill.

- ✎ Earned prep All-American honors and First-Team All-State recognition as a senior. Was a team captain and played both offensive and defensive line as his team went 12-2 en route to winning the state championship
- ✎ Also wrestled at St. Joseph's, earning two letters

JALEEL JOHNSON'S NFL REGULAR SEASON DEFENSIVE STATISTICS

DATE	TEAM	GP	GS	TACKLES								INTERCEPTIONS						FUMBLES				ST				MISC	
				TK	S	A	TFL	YDS	SK	YDS	QBH	NO	YDS	LG	TD	PD	FF	FR	TD	YDS	TK	S	A	FF	FR	S	A
2017	Vikings	5	0	1	0	1	0	0	0.0	0.0	0	0	0	0	0	0	0	0	0	0	0	0	0	0	0	0	0
2018	Vikings	16	1	13	6	7	1	1	0.5	0.5	2	0	0	0	0	0	1	0	0	0	0	0	0	0	0	0	0
2019	Vikings	16	3	29	15	14	5	18	3.5	19.5	5	0	0	0	0	0	0	0	0	0	0	0	0	0	0	0	0
2020	Vikings	16	16	44	22	22	3	7	1.5	8.5	2	0	0	0	0	0	0	0	0	0	0	0	0	0	0	0	0
2021	Texans	12	0	23	11	12	2	3	0.0	0.0	1	0	0	0	0	0	0	1	0	0	0	0	0	0	0	0	0
2022	Falcons	0	0	0	0	0	0	0	0.0	0.0	0	0	0	0	0	0	0	0	0	0	0	0	0	0	0	0	0
Went from Atlanta to Houston.																											
2022	Texans	2	1	4	3	1	0	0	1.0	0.0	1	0	0	0	0	0	0	1	0	0	0	0	0	0	0	0	0
2022	TOTAL	2	1	4	3	1	0	0	1.0	0.0	1	0	0	0	0	0	0	1	0	0	0	0	0	0	0	0	0
NFL TOTALS		67	21	114	57	57	11	29	6.5	28.5	11	0	0	0	0	0	1	2	0	0	0	0	0	0	0	0	0

JALEEL JOHNSON'S NFL POSTSEASON DEFENSIVE STATISTICS

DATE	TEAM	GP	GS	TACKLES								INTERCEPTIONS						FUMBLES				ST				MISC	
				TK	S	A	TFL	YDS	SK	YDS	QBH	NO	YDS	LG	TD	PD	FF	FR	TD	YDS	TK	S	A	FF	FR	S	A
2017	Vikings	2	0	2	1	1	0	0	0.0	0.0	0	0	0	0	0	0	0	0	0	0	0	0	0	0	0	0	0
2019	Vikings	2	0	2	1	1	1	6	0.0	0.0	0	0	0	0	0	0	0	0	0	0	0	0	0	0	0	0	0
NFL TOTALS		4	0	4	2	2	1	6	0.0	0.0	0	0	0	0	0	0	0	0	0	0	0	0	0	0	0	0	0

SINGLE-GAME HIGHS: DEFENSIVE

Total Tackles	7 vs. Dallas Cowboys, Nov 22, 2020	Forced Fumbles	1 at Chicago Bears, Nov 18, 2018
Solo Tackles	4 at Indianapolis Colts, Sep 20, 2020	Fumble Recoveries	1 vs. New England Patriots, Oct 10, 2021
Sacks	1.0 vs. Tennessee Titans, Oct 30, 2022	Tackles For Loss	2 vs. Denver Broncos, Nov 17, 2019
	...4 more at 1.0.		

SINGLE-GAME HIGHS - POSTSEASON: DEFENSIVE

Total Tackles	2 at Philadelphia Eagles, Jan 21, 2018	Tackles For Loss	1 at New Orleans Saints, Jan 05, 2020
Solo Tackles	1 at New Orleans Saints, Jan 05, 2020		
	...1 more at 1.		



2021 GAME-BY-GAME REGULAR-SEASON STATISTICS (TEXANS)

W	DATE	OPPONENT	P/S	TACKLES								INTERCEPTIONS					FUMBLES				ST					MISC		W/L	SCORE
				TK	S	A	SK	YDS	TFL	YDS	QBH	NO	YDS	LG	TD	PD	FF	FR	TD	YDS	TK	S	A	FF	FR	S	A		
01	09/12	Jaguars										NOT ON ROSTER																W	37-21
02	09/19	at Browns	P	0	0	0	0.0	0.0	0	0	0	0	0	0	0	0	0	0	0	0	0	0	0	0	0	0	0	L	21-31
03	09/23	Panthers	P	1	0	1	0.0	0.0	0	0	0	0	0	0	0	0	0	0	0	0	0	0	0	0	0	0	0	L	9-24
04	10/03	at Bills	P	3	1	2	0.0	0.0	0	0	0	0	0	0	0	0	0	0	0	0	0	0	0	0	0	0	0	L	0-40
05	10/10	Patriots	P	3	3	0	0.0	0.0	0	0	0	0	0	0	0	0	0	1	0	0	0	0	0	0	0	0	0	L	22-25
06	10/17	at Colts	P	0	0	0	0.0	0.0	0	0	0	0	0	0	0	0	0	0	0	0	0	0	0	0	0	0	0	L	3-31
07	10/24	at Cardinals										INACTIVE																L	5-31
08	10/31	Rams										INACTIVE																L	22-38
09	11/07	at Dolphins	P	2	1	1	0.0	0.0	1	2	0	0	0	0	0	0	0	0	0	0	0	0	0	0	0	0	0	L	9-17
11	11/21	at Titans	P	3	0	3	0.0	0.0	0	0	1	0	0	0	0	0	0	0	0	0	0	0	0	0	0	0	0	W	22-13
12	11/28	Jets	P	4	2	2	0.0	0.0	0	0	0	0	0	0	0	0	0	0	0	0	0	0	0	0	0	0	0	L	14-21
13	12/05	Colts	P	2	2	0	0.0	0.0	0	0	0	0	0	0	0	0	0	0	0	0	0	0	0	0	0	0	0	L	0-31
14	12/12	Seahawks	P	2	0	2	0.0	0.0	0	0	0	0	0	0	0	0	0	0	0	0	0	0	0	0	0	0	0	L	13-33
15	12/19	at Jaguars	P	1	1	0	0.0	0.0	1	1	0	0	0	0	0	0	0	0	0	0	0	0	0	0	0	0	0	W	30-16
16	12/26	Chargers										RESERVE/COVID-19																W	41-29
17	01/02	at 49ers	P	2	1	1	0.0	0.0	0	0	0	0	0	0	0	0	0	0	0	0	0	0	0	0	0	0	0	L	7-23
18	01/09	Titans										INACTIVE																L	25-28
2021 TOTALS			12-0	23	11	12	0.0	0.0	2	3	1	0	0	0	0	0	0	1	0	0	0	0	0	0	0	0	0	4-13	

2022 GAME-BY-GAME REGULAR-SEASON STATISTICS (FALCONS/TEXANS)

				TACKLES								INTERCEPTIONS					FUMBLES				ST				MISC						
W	DATE	OPPONENT	P/S	TK	S	A	SK	YDS	TFL	YDS	QBH	NO	YDS	LG	TD	PD	FF	FR	TD	YDS	TK	S	A	FF	FR	S	A	W/L	SCORE		
01	09/11	Saints													NOT ON ANY TEAM													L	26-27		
02	09/18	at Rams													NOT ON ANY TEAM													L	27-31		
03	09/25	at Seahawks													NOT ON ANY TEAM													W	27-23		
04	10/02	Browns													NOT ON ANY TEAM													W	23-20		
05	10/09	at Buccaneers													PRACTICE SQUAD													L	15-21		
06	10/16	49ers													PRACTICE SQUAD													W	28-14		
07	10/23	at Bengals													PRACTICE SQUAD													L	17-35		
Went from Falcons to Texans .																															
08	10/30	Titans	P	3	3	0	1.0	0.0	0	0	1	0	0	0	0	0	0	0	0	0	0	0	0	0	0	0	0	L	10-17		
09	11/03	Eagles	S	1	0	1	0.0	0.0	0	0	0	0	0	0	0	0	0	1	0	0	0	0	0	0	0	0	L	17-29			
2022 TOTALS			2-1	4	3	1	1.0	0.0	0	0	1	0	0	0	0	0	0	1	0	0	0	0	0	0	0	0	0	3-6			



TYRON
JOHNSON

18
WIDE RECEIVER

Ht: 6-1

DOB: 1/8/1996

Texans Season: 1

Acquired: FA-'22

Wt: 193

College: Oklahoma State

NFL Season: 3

TRANSACTIONS: Signed by the Houston Texans as a college free agent on April 27, 2019 and waived on August 31, 2019...Signed to the Buffalo Bills practice squad on September 2, 2019 and released on September 18...Signed to the Texans practice squad on September 23, 2019 and release on September 25...Signed to the Carolina Panthers practice squad on October 2, 2019 and release on October 15...Signed to the Los Angeles Chargers practice squad on December 3, 2019...Signed a futures contract with the Chargers on December 30, 2019...Waived by the Chargers on September 5, 2020 and signed the practice squad the next day...Elevated to the active roster on October 3, 2020 and reverted to the practice squad on October 5...Promoted to the active roster on October 9, 2020...Waived by the Chargers on August 31, 2021...Claimed off waivers by the Jacksonville Jaguars on September 1, 2021...Waived by the Jaguars on November 16...Signed to the Las Vegas Raiders practice squad on November 18, 2021 and promoted to the active roster on January 8, 2022...Released by the Raiders on October 7, 2022 and re-signed to the practice squad...Released by the Raiders on October 22, 2022...Signed to the Houston Texans active roster on October 25, 2022.

2022 (Las Vegas 2/0, Houston 2/0):

- ✦ Appeared in two games for Las Vegas at the Chargers (9/11) and against Denver (10/2) before being released prior to Week 5
- ✦ Signed to the Texans active roster prior to Week 8
- ✦ Active for the Weeks 8-9

2021 (Jacksonville 1/0, Las Vegas 5/0):

- ✦ Appeared in one game for Jacksonville at Houston (9/12), catching two passes for 16 yards, before being released and signed by Las Vegas
- ✦ Appeared in five games for Las Vegas in the regular season, averaging 19.5 yards on eight kickoff returns
- ✦ Appeared in one postseason game at Cincinnati (1/15/22), averaging 24.3 yards on three kickoff returns

2020 (Los Angeles Chargers 12/0):

- ✦ Recorded 20 receptions for 398 yards (19.9 avg) and three touchdowns in 12 appearances
- ✦ Recorded his first career reception against Tampa Bay (10/3), a 53-yard touchdown pass from rookie quarterback Justin Herbert
- ✦ Averaged 18.5 yards on six kickoff returns in the regular season

2019 (Houston, Buffalo, Carolina, Chargers):

- ✦ Signed by the Houston as a college free agent on April 27, 2019 and waived on August 31, 2019
- ✦ Shuffled to various practice squads around the league, including Buffalo, Houston, Carolina and Los Angeles Chargers

COLLEGE CAREER:

- ✦ Played one season at LSU (2015) and two seasons at Oklahoma State (2017-18) over his college career, appearing in 27 games and totaling 80 receptions for 1,288 yards (16.1 avg.) and 12 touchdowns. He also added three rushes for 15 yards and a touchdown in his three seasons

2018 (Oklahoma State):

- ✦ Started in all 13 games
- ✦ Second Team Academic All-Big 12 selection
- ✦ Ranked second on the team in receiving after statistically the best season of his career, establishing career highs in receptions (53), receiving yards (845), receiving touchdowns (7) and rushing touchdowns (1)
- ✦ Recorded three games of 100+ yards on the season, the second-best mark on the team
- ✦ Finished the season strong in the AutoZone Liberty Bowl against Missouri (12/31) with his season-high performance of 142 yards and two touchdowns, his third game of 100+ yards on the season
- ✦ Recorded the second game of 100+ yards on the season with his performance of 128 yards and one touchdown at No. 4 Oklahoma (11/10)
- ✦ Posted multiple touchdowns for the second time on the season with three catches for 86 yards and two touchdowns at Kansas (9/29), including a 64-yard touchdown reception, the longest of the season by a Cowboy
- ✦ Recorded his first game of 100+ yards on the season vs. South Alabama (9/8) with five catches for 137 yards. Also added the first rushing touchdown of his career on a 1-yard carry

2017 (Oklahoma State):

- ✦ Played in 12 games as a reserve receiver, totaling 18 receptions for 293 yards and three touchdowns on the season
- ✦ Saw action as a returner on both kickoffs and punts and



- recorded 264 kick-return yards
- Had a highlight game vs. Oklahoma (11/4), hauling in four catches for a season-high 118 yards and two touchdowns
- In the season-opener vs. Tulsa (8/31), he pulled in his first target of the season and took it 44 yards for a touchdown

2016 (Oklahoma State):

- Transferred from LSU following his freshman season and redshirted his sophomore year due to NCAA transfer rules

2015 (LSU):

- Appeared in nine games as a true freshman at LSU and finished the season with nine receptions for 150 yards (16.7) and two touchdowns
- Led the team with 83 receiving yards on five catches at

- Ole Miss (11/21), including one 39-yard TD reception
- Recorded his first collegiate touchdown on a 61-yard grab vs. Western Kentucky (10/24)

PERSONAL:

- Attended Warren Easton (La.) High School
- Racked up 1,589 yards on 94 receptions as a senior, earning him an invitation to the Under Armour All-American Game, a Class 4A All-State Team selection, MaxPreps Medium Schools All-American Team selection, 2014 All-USA First Team by USA TODAY selection
- Ranked as the No. 11 overall prospect in the nation, No. 2 WR in the nation and No. 1 prospect in Louisiana coming out of high school

TYRON JOHNSON'S NFL REGULAR SEASON RUSHING/RECEIVING STATISTICS

DATE	TEAM	GP	GS	RECEIVING					RUSHING				
				NO.	YDS.	AVG.	LG	TD	NO.	YDS.	AVG.	LG	TD
2019	Bills	0	0	0	0	0.0	0	0	0	0	0.0	0	0
2020	Chargers	12	0	20	398	19.9	55	3	3	17	5.7	7	0
2021	Jaguars	1	0	2	16	8.0	10	0	0	0	0.0	0	0
Went from Jacksonville to Las Vegas.													
2021	Raiders	5	0	0	0	0.0	0	0	0	0	0.0	0	0
2021	TOTAL	6	0	2	16	8.0	10	0	0	0	0.0	0	0
2022	Raiders	2	0	0	0	0.0	0	0	0	0	0.0	0	0
Went from Las Vegas to Houston.													
2022	Texans	2	1	1	8	8.0	8	0	0	0	0.0	0	0
2022	TOTAL	4	1	1	8	8.0	8	0	0	0	0.0	0	0
NFL TOTALS		22	1	23	422	18.3	55	3	3	17	5.7	7	0

TYRON JOHNSON'S NFL POSTSEASON RUSHING/RECEIVING STATISTICS

DATE	TEAM	GP	GS	RECEIVING					RUSHING				
				NO.	YDS.	AVG.	LG	TD	NO.	YDS.	AVG.	LG	TD
2021	Raiders	1	0	0	0	0.0	0	0	0	0	0.0	0	0
NFL TOTALS		1	0	0	0	0.0	0	0	0	0	0.0	0	0

TYRON JOHNSON'S NFL REGULAR SEASON RETURN STATISTICS

KICKOFF RETURNS							PUNT RETURNS					
DATE	TEAM	RET.	YDS.	AVG.	LG	TD	NO.	FC	YDS.	AVG.	LG	TD
2019	Bills	0	0	0.0	0	0	0	0	0	0.0	0	0
2020	Chargers	6	111	18.5	26	0	0	0	0	0.0	0	0
2021	Jaguars	0	0	0.0	0	0	0	0	0	0.0	0	0
Went from Jacksonville to Las Vegas.												
2021	Raiders	8	156	19.5	34	0	0	0	0	0.0	0	0
2021	TOTAL	8	156	19.5	34	0	0	0	0	0.0	0	0
2022	Raiders	0	0	0.0	0	0	1	0	0	0.0	0	0
Went from Las Vegas to Houston.												
2022	Texans	0	0	0.0	0	0	0	0	0	0.0	0	0
2022	TOTAL	0	0	0.0	0	0	1	0	0	0.0	0	0
NFL TOTALS		14	267	19.1	34	0	1	0	0	0.0	0	0

KICKOFF RETURNS							PUNT RETURNS					
DATE	TEAM	RET.	YDS.	AVG.	LG	TD	NO.	FC	YDS.	AVG.	LG	TD
2021	Raiders	3	73	24.3	35	0	0	0	0	0.0	0	0
NFL TOTALS		3	73	24.3	35	0	0	0	0	0.0	0	0

Rush Attempts	2 vs. Jacksonville Jaguars, Oct 25, 2020	All-Purpose Yards	77 at New Orleans Saints, Oct 12, 2020
Rushing Yards	10 vs. Jacksonville Jaguars, Oct 25, 2020	Kickoff Returns	4 at Kansas City Chiefs, Dec 12, 2021
Longest Runs	7 at New Orleans Saints, Oct 12, 2020		...1 more at 4.
Receptions	6 vs. Atlanta Falcons, Dec 13, 2020	Kickoff Return Yards	73 at Kansas City Chiefs, Dec 12, 2021
Receiving Yards	63 at Buffalo Bills, Nov 29, 2020	Longest Kickoff Return	34 at Indianapolis Colts, Jan 02, 2022
Receiving Average	20.3 at Las Vegas Raiders, Dec 17, 2020	Kickoff Return Average	18.3 at Kansas City Chiefs, Dec 12, 2021
Longest Receptions	55 at Buffalo Bills, Nov 29, 2020	Special Teams Tackles	1 vs. Los Angeles Chargers, Jan 09, 2022
Receiving TDs	1 at Las Vegas Raiders, Dec 17, 2020	Most TDs	1 at Las Vegas Raiders, Dec 17, 2020
	...2 more at 1.		...2 more at 1.
		Miscellaneous Tackles	1 vs. New York Jets, Nov 22, 2020

All-Purpose Yards	73 at Cincinnati Bengals, Jan 15, 2022	Longest Kickoff Return	35 at Cincinnati Bengals, Jan 15, 2022
Kickoff Returns	3 at Cincinnati Bengals, Jan 15, 2022	Kickoff Return Average	24.3 at Cincinnati Bengals, Jan 15, 2022
Kickoff Return Yards	73 at Cincinnati Bengals, Jan 15, 2022		

				RECEIVING					RUSHING						
W	DATE	OPPONENT	P/S	NO.	YDS.	AVG.	LG	TD	NO.	YDS.	AVG.	LG	TD	W/L	SCORE
01	09/12	at Texans	P	1	6	6.0	6	0	0	0	0.0	0	0	L	21-37
06	10/17	Dolphins						INACTIVE						W	23-20
09	11/07	Bills						INACTIVE						W	9-6
Went from Jaguars to Raiders .															
11	11/21	Bengals						PRACTICE SQUAD						L	13-32
12	11/25	at Cowboys						PRACTICE SQUAD						W	36-33+
13	12/05	Football Team						PRACTICE SQUAD						L	15-17
14	12/12	at Chiefs	P	0	0	0.0	0	0	0	0	0.0	0	0	L	9-48
15	12/20	at Browns	P	0	0	0.0	0	0	0	0	0.0	0	0	W	16-14
16	12/26	Broncos	P	0	0	0.0	0	0	0	0	0.0	0	0	W	17-13
17	01/02	at Colts	P	0	0	0.0	0	0	0	0	0.0	0	0	W	23-20
18	01/09	Chargers	P	0	0	0.0	0	0	0	0	0.0	0	0	W	35-32+
2021 TOTALS			6-0	1	6	6.0	6	0	0	0	0.0	0	0	7-4	

 @TEXANSR



2022 GAME-BY-GAME REGULAR-SEASON STATISTICS (RAIDERS/TEXANS)

W	DATE	OPPONENT	P/S	RECEIVING					RUSHING					W/L	SCORE
				NO.	YDS.	AVG.	LG	TD	NO.	YDS.	AVG.	LG	TD		
01	09/11	at Chargers	P	0	0	0.0	0	0	0	0	0.0	0	0	L	19-24
02	09/18	Cardinals							DID NOT PLAY					L	23-29+
03	09/25	at Titans							DID NOT PLAY					L	22-24
04	10/02	Broncos	P	0	0	0.0	0	0	0	0	0.0	0	0	W	32-23
05	10/10	at Chiefs							PRACTICE SQUAD					L	29-30
07	10/23	Texans							NOT ON ROSTER					W	38-20
Went from Raiders to Texans.															
08	10/30	Titans	P	0	0	0.0	0	0	0	0	0.0	0	0	L	10-17
09	11/03	Eagles	S	1	8	8.0	8	0	0	0	0.0	0	0	L	17-29
2022 TOTALS			4-1	1	8	8.0	8	0	0	0	0.0	0	0	2-6	

+ - Overtime

2021 GAME-BY-GAME POSTSEASON STATISTICS (RAIDERS)

W	DATE	OPPONENT	P/S	RECEIVING					RUSHING					W/L	SCORE
				NO.	YDS.	AVG.	LG	TD	NO.	YDS.	AVG.	LG	TD		
01	01/15	at Bengals	P	0	0	0.0	0	0	0	0	0.0	0	0	L	19-26
2021 TOTALS			1-0	0	0	0.0	0	0	0	0	0.0	0	0	0-1	



CAMERON JOHNSTON

11

PUNTER

Ht: 5-11

DOB: 2/24/1992

Texans Season: 2 **NFL Season:** 5

Acquired: FA-'21

Wt: 194

College: Ohio State

TRANSACTIONS: Signed by the Philadelphia Eagles as a college free agent on May 11, 2017...Waived by the Eagles on Sept. 2, 2017...Signed by the Eagles on Jan. 3, 2018...Re-signed by the Eagles on March 12, 2020...Signed by the Houston Texans as a free agent on March 30, 2021.

2022 (Houston 8/0):

- Has punted 39 times for 1,914 yards (49.1 avg.) and 19 punts inside the 20 so far in 2022

2021 (Houston 17/0):

- Played in all 17 games and punted 88 times for 4,108 yards, both career highs, for an average of 46.7 yards per punt. Also posted a career-high 3,673 net punting yards (41.7 avg.)
- Pinned a franchise-record and career-high 37 punts inside the 20-yard line, finishing with the second-most punts inside the 20 in the NFL in 2021
- Recorded five punts for 251 yards (50.2 avg.) with one punt inside the 20 at Buffalo (10/3)
- Punted five times for 212 yards (42.4 avg.), including a long of 55 yards and four punts inside the 20 at Indianapolis (10/17)
- Logged seven punts for 344 yards (49.1 avg.) with a career-long punt of 69 yards at Arizona (10/24). Pinned a career-high two punts within the 5-yard line
- Punted seven times for 364 yards (52.0 avg.), including a long of 63 yards, and pinned two punts inside the 20 vs. the L.A. Rams (10/31). Set a single-game career high with 362 net punting yards
- Punted seven times for 307 yards (43.9 avg.), including a long of 52 yards, and tied a career high with five punts inside the 20 at Tennessee (11/21)
- Booted five punts for 236 yards (47.2 avg.), including a long of 56 yards vs. the N.Y. Jets (11/28). Notched his sixth consecutive game with multiple kicks within the 20, finishing with two
- Punted six times for 302 yards (50.3 avg.) with a long of 60 yards, pinning one punt inside the 20 vs. Indianapolis (12/5)
- Recorded four punts for 193 yards (48.3 avg.) with a long of 55 yards, pinning three punts inside the 20 at Jacksonville (12/19)
- Booted one punt for 53 yards, marking the first regular-season game appearance of his career with one-or-fewer punts vs. the L.A. Chargers (12/26)

- Punted seven times for 328 yards (46.9 avg.) with a long of 53 yards, pinning one punt inside the 20-yard line at San Francisco (1/2/22). Dropped a 39-yard punt at the 49ers 4-yard line, tying Shane Lechler (2013) for the second-most punts within the 5-yard line through 16 games in Texans history (six)
- Logged five punts for 213 yards (42.6 avg.) with a long of 50 yards vs. Tennessee (1/9/22), pinning four punts inside the 20-yard line

2020 (Philadelphia 16/0):

- Finished fourth in the NFL in both punting yards (3,318) and net punting yards (2,924), while also tying for sixth in the league in punts inside the 20-yard line (26)
- Logged a season-best 53.6 punting average and 50.2 net punting average at Washington (9/13)
- Notched a season-high 307 punt yards on six punts (47.3 avg.) at San Francisco (10/4)
- Tallied three punts inside the 20-yard line at Green Bay (12/6)

2019 (Philadelphia 16/0, 1/0):

- Punted 71 times for 3,292 yards (46.4 avg.) with 28 punts inside the 20-yard line and only four touchbacks on the season
- Recorded eight punts for a season-high 387 yards (48.4 avg.), including a season-long 61-yard punt vs. New England (11/17)
- Posted a career-high five punts inside the 20-yard line vs. the N.Y. Giants (12/9)

2018 (Philadelphia 16/0, 2/0):

- Set single-season franchise records in gross punting average (48.1) and net punting average (42.7). Also ranked third and fourth, respectively, in the NFL in those categories
- Finished tied for fifth in the NFL in punts over 60 yards (five)
- Amassed a season-high 313 punting yards on six punts (52.2 avg.) vs. Atlanta (9/6)
- Logged a season-long 68-yard punt at Tennessee (9/30)
- Appeared in the NFC Divisional Round matchup at New Orleans (1/13/19) and notched five punts for 241 yards (48.2 avg.) with three punts inside the 20-yard line

2017 (Philadelphia 0/0, 0/0):

- Signed by the Eagles as a college free agent and spent the



offseason with the team

COLLEGE:

- Played four seasons (2013-16) at Ohio State University in Columbus, Ohio
- Named Big Ten Eddleman-Fields Punter of the Year and was a second-team All-America selection as a senior (2016) after totaling 57 punts for 2,614 yards (46.7 avg.)
- Earned second-team all-Big Ten Conference in his junior season (2015) after ranking second in the Big Ten in punting average (43.9), punts inside the 20 (26) and 50-plus yard punts (18)

- Led the Big Ten with a 45.1-yard punting average on 48 punts as a sophomore (2014)
- Garnered second-team freshman All-American honors by College Football News in his true freshman season (2013) after leading all Big Ten punters with a 44.0 punting average

PERSONAL:

- Attended St. Joseph's College in Newtown, Australia
- Came out of the Melbourne-based punter/kicker training ground Prokick Australia and was a former Australian Rules football player for Melbourne Football Club

CAMERON JOHNSTON'S NFL REGULAR SEASON PUNTING STATISTICS

DATE	TEAM	GP	PUNTS	BLK	YDS.	AVG.	LG	TB	IN20	OPP. RET.	OPP. YDS.	NET YDS.	NET AVG.
2017	Eagles	0	0	0	0	0.0	0	0		0	0	0	0.0
2018	Eagles	16	61	0	2,937	48.1	68	7	24	29	194	2,603	42.7
2019	Eagles	16	71	0	3,292	46.4	61	4	28	32	207	3,005	42.3
2020	Eagles	16	71	1	3,318	46.7	66	6	26	41	274	2,924	40.6
2021	Texans	17	88	0	4,108	46.7	69	4	37	45	355	3,673	41.7
2022	Texans	8	39	0	1,914	49.1	67	3	19	21	187	1,667	42.7
NFL TOTALS		73	330	1	15,569	47.2	69	24	134	168	1,217	13,872	41.9

CAMERON JOHNSTON'S NFL POSTSEASON PUNTING STATISTICS

DATE	TEAM	GP	PUNTS	BLK	YDS.	AVG.	LG	TB	IN20	OPP. RET.	OPP. YDS.	NET YDS.	NET AVG.
2018	Eagles	2	10	0	467	46.7	54	0	4	3	8	459	45.9
2019	Eagles	1	3	0	136	45.3	46	0	1	1	5	131	43.7
NFL TOTALS		3	13	0	603	46.4	54	0	5	4	13	590	45.4

SINGLE-GAME HIGHS: PUNTER

Punts	8 vs. Tennessee Titans, Oct 30, 2022 ...2 more at 8.	Net Punting Avg	52.3 at Los Angeles Rams, Dec 16, 2018
Gross Punting Yards	387 vs. New York Giants, Dec 09, 2019 ...1 more at 387.	Longest Punts	69 at Arizona Cardinals, Oct 24, 2021
Gross Punting Avg	60.5 vs. Los Angeles Rams, Sep 20, 2020	Inside the 20	5 at Chicago Bears, Sep 25, 2022 ...2 more at 5.
Net Punting Yards	362 vs. Los Angeles Rams, Oct 31, 2021	Special Teams Tackles	1 vs. Chicago Bears, Nov 03, 2019 ...3 more at 1.

SINGLE-GAME HIGHS - POSTSEASON: PUNTER

Punts	5 at New Orleans Saints, Jan 13, 2019 ...1 more at 5.	Net Punting Avg	46.6 at New Orleans Saints, Jan 13, 2019
Gross Punting Yards	241 at New Orleans Saints, Jan 13, 2019	Longest Punts	54 at New Orleans Saints, Jan 13, 2019
Gross Punting Avg	48.2 at New Orleans Saints, Jan 13, 2019	Inside the 20	3 at New Orleans Saints, Jan 13, 2019
Net Punting Yards	233 at New Orleans Saints, Jan 13, 2019		



2022 GAME-BY-GAME REGULAR-SEASON STATISTICS (TEXANS)

W	DATE	OPPONENT		PUNTS	BLK	YDS.	AVG.	LG	TB	IN20	OPP. RET.	OPP. YDS.	NET YDS.	NET AVG.	W/L/ T	SCORE
01	09/11	Colts	P	7	0	318	45.4	52	0	3	5	34	284	40.6	T	20-20
02	09/18	at Broncos	P	5	0	268	53.6	64	0	2	4	59	209	41.8	L	9-16
03	09/25	at Bears	P	5	0	242	48.4	56	0	5	2	1	241	48.2	L	20-23
04	10/02	Chargers	P	3	0	156	52.0	55	0	1	2	24	132	44.0	L	24-34
05	10/09	at Jaguars	P	6	0	293	48.8	58	1	3	2	21	252	42.0	W	13-6
07	10/23	at Raiders	P	1	0	55	55.0	55	0	1	1	0	55	55.0	L	20-38
08	10/30	Titans	P	8	0	374	46.8	60	0	3	4	40	334	41.8	L	10-17
09	11/03	Eagles	P	4	0	208	52.0	67	2	1	1	8	160	40.0	L	17-29
2022 TOTALS			8	39	0	1,914	49.1	67	3	19	21	187	1,667	42.7	1-6-1	



BREVIN
JORDAN

9
TIGHT END

Ht: 6-3

DOB: 7/16/2000

Texans Season: 2 NFL Season: 2

Acquired: D5a-'21

Wt: 245

College: Miami (Fla.)

TRANSACTIONS: Selected by the Houston Texans with the third pick of the fifth round (147th overall) of the 2021 NFL Draft.

2022 (Houston 5/1):

- Has caught six passes for 32 yards (5.3 avg.) in five games this season
- Caught one pass for nine yards in the season opener vs. Indianapolis (9/11)
- After missing Week 3-5, Jordan returned at Las Vegas (10/23)

2021 (Houston 9/2):

- Played in nine games (two starts) and caught 20 passes for 178 receiving yards (8.9 avg.) and three touchdowns, tied for the second-most receiving touchdowns by a rookie tight end in Texans history
- Made his first NFL start and appearance vs. the L.A. Rams (10/31) and finished with 41 receiving yards on three catches, including the first touchdown of his career
- Finished with three receptions for 23 yards (7.7 avg.) and a touchdown vs. the N.Y. Jets (11/28). Caught a 13-yard touchdown pass from QB Tyrod Taylor
- Posted 26 receiving yards on four receptions (6.5 avg.) and one touchdown vs. Seattle (12/12). Caught a five-yard touchdown pass from QB Davis Mills
- Caught four passes for a career-high 56 yards (14.0 avg.) with a career-long 27-yard reception vs. the L.A. Chargers (12/26)

COLLEGE:

- Spent three seasons (2018-20) at the University of Miami (Fla.), where he played in 30 games (29 starts) and totaled 1,358 receiving yards on 105 receptions (12.9 avg.) with

13 touchdowns

- As a junior in 2020, named Second Team All-ACC after starting all eight games he played in and finishing second on the team in receptions (38) and receiving yards (576) while also tying for the team lead with seven touchdown receptions
- Was a semifinalist for the John Mackey Award, which honors the nation's top tight end
- Ended his collegiate career with a game-high eight receptions for 96 yards (12.0 avg.) and two receiving touchdowns in the 2020 Cheez-It Bowl against Oklahoma State (12/29)
- As a sophomore in 2019, garnered First Team All-ACC honors after starting all 10 games he played in and posted 35 receptions for 495 receiving yards (14.1 avg.) and two touchdowns
- Named a Mackey Award finalist, which honors the nation's top tight end
- Saw action in 12 games (11 starts) as a true freshman and notched 32 receptions for 287 yards (9.0 avg.) and four receiving touchdowns. Also earned 2018 All-ACC Second Team honors

PERSONAL:

- Attended Bishop Gorman High School in Las Vegas
- His father, Darrell, was drafted by the Atlanta Falcons in the ninth round of the 1990 NFL Draft
- Posted single season career highs in receiving yards (1,111), receptions (63) and touchdowns (13) during his senior year of high school
- Rated as the top-ranked tight end in the country by ESPN.com and 247Sports.com

BREVIN JORDAN'S NFL REGULAR SEASON RUSHING/RECEIVING STATISTICS

DATE	TEAM	GP	GS	RECEIVING					RUSHING				
				NO.	YDS.	AVG.	LG	TD	NO.	YDS.	AVG.	LG	TD
2021	Texans	9	2	20	178	8.9	27	3	0	0	0.0	0	0
2022	Texans	5	1	6	32	5.3	16	0	0	0	0.0	0	0
NFL TOTALS		14	3	26	210	8.1	27	3	0	0	0.0	0	0



SINGLE-GAME HIGHS: RECEIVING

Receptions	4 vs. Los Angeles Chargers, Dec 26, 2021 ...1 more at 4.	Receiving TDs	1 vs. Seattle Seahawks, Dec 12, 2021 ...2 more at 1.
Receiving Yards	56 vs. Los Angeles Chargers, Dec 26, 2021	All-Purpose Yards	56 vs. Los Angeles Chargers, Dec 26, 2021
Receiving Average	14.0 vs. Los Angeles Chargers, Dec 26, 2021	Most TDs	1 vs. Seattle Seahawks, Dec 12, 2021 ...2 more at 1.
Longest Receptions	27 vs. Los Angeles Chargers, Dec 26, 2021		

2022 GAME-BY-GAME REGULAR-SEASON STATISTICS (TEXANS)

W	DATE	OPPONENT	P/S	RECEIVING					RUSHING					W/L/T	SCORE
				NO.	YDS.	AVG.	LG	TD	NO.	YDS.	AVG.	LG	TD		
01	09/11	Colts	P	1	5	5.0	5	0	0	0	0.0	0	0	T	20-20
02	09/18	at Broncos	S	2	3	1.5	4	0	0	0	0.0	0	0	L	9-16
03	09/25	at Bears												L	20-23
04	10/02	Chargers												L	24-34
05	10/09	at Jaguars												W	13-6
07	10/23	at Raiders	P	0	0	0.0	0	0	0	0	0.0	0	0	L	20-38
08	10/30	Titans	P	2	19	9.5	16	0	0	0	0.0	0	0	L	10-17
09	11/03	Eagles	P	1	5	5.0	5	0	0	0	0.0	0	0	L	17-29
2022 TOTALS			5-1	6	32	5.3	16	0	0	0	0.0	0	0	1-6-1	



DESMOND
KING II

25
DEFENSIVE BACK

Ht: 5-10

DOB: 12/14/1994

Texans Season: 2 NFL Season: 6

Acquired: UFA-'21 (TEN)

Wt: 200

College: Iowa

TRANSACTIONS: Selected by the Los Angeles Chargers with the seventh pick of the fifth round (151st overall) of the 2017 NFL Draft...Traded to the Tennessee Titans on Nov. 2, 2020...Signed by the Houston Texans as an unrestricted free agent on March 30, 2021...Re-signed with the Texans on March 21, 2022.

HONORS:

- AP First Team All-Pro - Defensive Back (2018)
- AP Second Team All-Pro - Punt Returner (2018)
- AFC Defensive Player of the Week (Week 9, 2018)
- AFC Special Teams Player of the Week (Week 13, 2018)

CAREER:

- One of five defensive backs (Malcolm Jenkins, Jordan Poyer, Harrison Smith and Mike Hilton) with at least 8.0 sacks and seven interceptions since 2017
- Became just the sixth player in NFL history and second defensive back (Roy Williams, 2002-03) ever to post multiple pick-sixes and at least four sacks over the first two seasons of his career
- Was one of five players in 2017 (Carlos Dunlap, Cameron Jordan, Ryan Kerrigan and John Simon) to post an interception returned for a touchdown and at least 3.0 sacks

2022 (Houston 8/4):

- Has 37 tackles (30 solo), five tackles for loss, one quarterback hit, seven passes defended and one interception so far this season
- Notched six total tackles (five solo) and two passes defended vs. Indianapolis (9/11), marking the seventh game of his career with two or more passes defended
- Caught a punt returned it 31 yards at Chicago (9/25), the longest punt return for the Texans so far this season
- Had a career-high three passes defended and his eighth career interception, returning it for 29 yards to seal the Texans first victory of the season at Jacksonville (10/9)

2021 (Houston 16/12):

- Played in 16 games (12 starts) in his first season as a Texan, totaling a career-high 86 defensive tackles (62 solo) as well as one tackle for loss, three interceptions (tied his career high), six passes defended, one forced fumble and a career-high seven special teams tackles (six solo)
- Led the team with eight tackles (five solo) in his first game as a Texan in the season opener vs. Jacksonville (9/12)
- Started his first game as a Texan at Buffalo (10/3), leading

the team with nine tackles (eight solo), one tackle for loss and his third career forced fumble. His nine tackles in Week 4 were tied for second-most in a single game in his career

- Finished second on the team with eight tackles (five solo) vs. New England (10/10). Tied his career high with a team-leading two special teams tackles
- Posted six total tackles (five solo) and returned four punts for 51 yards (12.8 avg.) at Arizona (10/24)
- Tied for fourth on the team with eight tackles (seven solo) while posting two passes defended and two interceptions (tied for a career high) at Tennessee (11/21)
- Finished tied for second on the team with seven tackles (five solo) vs. Indianapolis (12/5)
- Finished third on the team with five tackles (three solo) vs. Seattle (12/12)
- Recorded seven tackles (all solo), tied for his second-highest total of the season vs. the L.A. Chargers (12/26)
- Tied for third on the team with seven tackles (five solo), also logging one interception, two passes defended and one special teams tackle at San Francisco (1/2/22). Intercepted a pass from QB Trey Lance, tying his career high with three interceptions on the season

2020 (L.A. Chargers 6/3; Tennessee 9/5, 1/0):

- Played six games (three starts) for the Chargers before being traded to the Titans prior to Week 9
- Totaled 54 tackles (39 solo), 2.0 sacks, two passes defended, two tackles for loss, two quarterback hits and a fumble recovery with both the Chargers and Titans
- Notched his first sack of the season for the Chargers vs. Jacksonville (10/25)
- Logged 1.0 sack at Houston (1/3/21)

2019 (L.A. Chargers 15/8):

- Appeared in 15 games (eight starts) and notched 50 total tackles (39 solo), 2.5 sacks, four tackles for loss, four quarterback hits, two passes defended, two fumble recoveries and one forced fumble. Also returned 21 punts for 118 yards (5.6 avg.) with one touchdown and 16 kickoffs for 331 yards (20.7 avg.)
- Posted four total tackles (three solo) and a career-high 2.5 sacks with one forced fumble at Miami (9/29)
- Returned a punt for a 68-yard touchdown vs. Denver (10/6), becoming the eighth player in Chargers history with multiple touchdowns on punt returns in their career



2018 (L.A. Chargers 16/8, 2/2):

- ✦ Earned AP First Team All-Pro honors as a defensive back and Second Team honors as a punt returner
- ✦ Saw action in all 16 games (eight starts) and posted 61 total tackles (46 solo), three interceptions with one returned for a touchdown, 10 passes defended, four tackles for loss, two quarterback hits, two fumble recoveries and one forced fumble
- ✦ Recorded 23 punt returns for 318 yards (13.8 avg.) with one touchdown and 22 kickoff returns for 522 yards (23.7 avg.)
- ✦ Intercepted QB Baker Mayfield twice at Cleveland (10/14) and added three passes defended in the contest
- ✦ Named AFC Defensive Player of the Week after intercepting QB Russell Wilson and returning it 42 yards for the second pick-six of his career at Seattle (11/4)
- ✦ Earned AFC Special Teams Player of the Week honors when he returned a punt 73 yards for a touchdown at Pittsburgh (12/2). Also logged a season-high 10 total tackles (nine solo) and contributed two passes defended in the game
- ✦ Totaled five tackles (three solo), one tackle for loss, one pass defended and one fumble recovery at Kansas City (12/13)
- ✦ Amassed six total tackles (four solo), one tackle for loss, one quarterback hit and a forced fumble at Denver (12/30)
- ✦ Recorded 1.0 sack, one special teams tackle and a 72-yard kickoff return in the Wild Card Round game at Baltimore (1/6/19)

2017 (L.A. Chargers 16/4):

- ✦ Played in 16 games (four starts) and posted 71 total tackles (61 solo), 4.0 sacks, one interception returned for a touchdown, six tackles for loss, six quarterback hits and five passes defended. Also contributed 17 kickoff returns for 353 yards (20.8 avg.)
- ✦ Logged 1.0 sack in consecutive games in Weeks 8 and 10
- ✦ Notched his first career interception when he picked off Cowboys QB Dak Prescott and returned it 90 yards for a touchdown at Dallas (11/23)
- ✦ Tallied six solo tackles, 1.0 sack, three quarterback hits

and two tackles for loss vs. Cleveland (12/3)

- ✦ Made his fourth career start vs. Washington (12/10) and logged a season-high 10 total tackles (seven solo), 1.0 sack, one quarterback hit, one tackle for loss and one pass defended

COLLEGE:

- ✦ Played four seasons (2013-16) at the University of Iowa in Iowa City
- ✦ Was the only Big Ten player in a 20-year stretch with at least 12 interceptions and 1,500 combined return yards
- ✦ Finished his career as one-of-two players in Hawkeyes history with three career interceptions returned for touchdowns
- ✦ Named an AP Second Team All-America selection in his senior season (2016) after starting all 13 games and notching three interceptions and seven pass breakups
- ✦ Earned the Jim Thorpe Award given to the nation's best defensive back in 2015 as a junior when he recorded 72 total tackles (46 solo), a school record eight interceptions, including a pick-six, and 21 pass breakups
- ✦ Garnered honorable mention All-Big Ten honors by league media after starting all 13 games and notching 64 total tackles (42 solo), three interceptions with one returned for a touchdown and five pass breakups as a sophomore (2014)
- ✦ Saw action in all 13 games (12 starts) and posted 69 total tackles (44 solo), eight pass breakups and two recovered fumbles in his true freshman season (2013)

PERSONAL:

- ✦ Attended East English Village Preparatory Academy in Detroit
- ✦ Established a Michigan high school record with 29 career interceptions and set a school record for career rushing yards
- ✦ Rushed for 2,360 yards and scored 33 touchdowns as a senior
- ✦ Was a four-year letterman in track, competing in sprint events and relays
- ✦ Founded the King Kares Foundation in 2017, which provides financial support to underprivileged families in the Detroit area

DESMOND KING II'S NFL REGULAR SEASON DEFENSIVE STATISTICS

SECOND YEAR IN THE PRESENT SEASON OF THE CHARGERS																													
DATE	TEAM	GP	GS	TACKLES								INTERCEPTIONS						FUMBLES				ST						MISC	
				TK	S	A	TFL	YDS	SK	YDS	QBH	NO	YDS	LG	TD	PD	FF	FR	TD	YDS	TK	S	A	FF	FR	S	A		
2017	Chargers	16	4	71	61	10	6	21	4.0	11.0	6	1	90	90t	1	5	0	0	0	0	5	5	0	0	0	0	0		
2018	Chargers	16	8	61	46	15	4	8	0.0	0.0	2	3	75	42t	1	10	0	1	0	0	1	1	0	1	1	0	0		
2019	Chargers	15	8	50	39	11	4	12	2.5	14.0	4	0	0	0	0	2	1	1	0	13	1	1	0	0	1	0	0		
2020	Chargers	6	3	23	18	5	0	0	1.0	0.0	1	0	0	0	0	0	0	0	0	1	1	0	0	0	0	0	0		
Went from L.A. Chargers to Tennessee.																													
2020	Titans	9	5	31	21	10	2	7	1.0	2.0	1	0	0	0	0	2	0	1	1	63	0	0	0	0	0	0	0		
2020	TOTAL	15	8	54	39	15	2	7	2.0	2.0	2	0	0	0	0	2	0	1	1	63	1	1	0	0	0	0	0		
2021	Texans	16	12	86	62	24	1	1	0.0	0.0	0	3	25	25	0	6	1	0	0	0	7	6	1	0	0	0	0		
2022	Texans	8	4	37	30	7	5	8	0.0	0.0	1	1	29	29	0	7	0	0	0	0	0	0	0	0	0	0	0		
NFL TOTALS		86	44	359	277	82	22	57	8.5	27.0	15	8	219	90T	2	32	2	3	1	76	15	14	1	1	2	0	0		



DESMOND KING II'S NFL POSTSEASON DEFENSIVE STATISTICS

DATE	TEAM	GP	GS	TACKLES								INTERCEPTIONS						FUMBLES				ST					MISC	
				TK	S	A	TFL	YDS	SK	YDS	QBH	NO	YDS	LG	TD	PD	FF	FR	TD	YDS	TK	S	A	FF	FR	S	A	
2018	Chargers	2	2	10	6	4	1	1	1.0	1.0	2	0	0	0	0	0	0	0	0	2	2	0	0	0	0	0		
2020	Titans	1	0	6	5	1	0	0	0.0	0.0	0	0	0	0	0	0	0	0	0	0	0	0	0	0	0			
NFL TOTALS		3	2	16	11	5	1	1	1.0	1.0	2	0	0	0	0	0	0	0	0	2	2	0	0	0	0	0		

DESMOND KING II'S NFL REGULAR SEASON RETURN STATISTICS

DATE	TEAM	RET.	KICKOFF RETURNS					PUNT RETURNS				
			YDS.	AVG.	LG	TD	NO.	FC	YDS.	AVG.	LG	TD
2017	Chargers	17	353	20.8	44	0	1	1	2	2.0	2	0
2018	Chargers	22	522	23.7	40	0	23	8	318	13.8	73t	1
2019	Chargers	15	311	20.7	43	0	21	11	118	5.6	68t	1
2020	Chargers	0	0	0.0	0	0	6	4	17	2.8	7	0
Went from L.A. Chargers to Tennessee.												
2020	Titans	0	0	0.0	0	0	0	0	0	0.0	0	0
2020	TOTAL	0	0	0.0	0	0	6	4	17	2.8	7	0
2021	Texans	1	27	27.0	27	0	17	7	154	9.1	20	0
2022	Texans	0	0	0.0	0	0	10	11	73	7.3	31	0
NFL TOTALS		55	1,213	22.1	44	0	78	42	682	8.7	73T	2

DESMOND KING II'S NFL POSTSEASON RETURN STATISTICS

KICKOFF RETURNS							PUNT RETURNS					
DATE	TEAM	RET.	YDS.	AVG.	LG	TD	NO.	FC	YDS.	AVG.	LG	TD
2018	Chargers	6	179	29.8	72	0	5	1	46	9.2	33	0
2020	Titans	0	0	0.0	0	0	0	0	0	0.0	0	0
NFL TOTALS		6	179	29.8	72	0	5	1	46	9.2	33	0

SINGLE-GAME HIGHS: DEFENSIVE

Total Tackles	10 at Pittsburgh Steelers, Dec 02, 2018 ...1 more at 10.	Interceptions	2 at Tennessee Titans, Nov 21, 2021 ...1 more at 2.
Solo Tackles	9 at Pittsburgh Steelers, Dec 02, 2018	Interception Return Yards	90 at Dallas Cowboys, Nov 23, 2017
Sacks	2.5 at Miami Dolphins, Sep 29, 2019	Special Teams Tackles	3 vs. Los Angeles Chargers, Dec 26, 2021
Passes Defensed	3 at Jacksonville Jaguars, Oct 09, 2022 ...1 more at 3.	Special Teams Forced Fumbles	1 at Denver Broncos, Dec 30, 2018
Forced Fumbles	1 at Buffalo Bills, Oct 03, 2021 ...1 more at 1.	Special Teams Fumble Recoveries	1 vs. Kansas City Chiefs, Nov 18, 2019 ...1 more at 1.
Fumble Recoveries	1 vs. Chicago Bears, Nov 08, 2020 ...2 more at 1.	Longest Opponent's Fumble Return	63 vs. Chicago Bears, Nov 08, 2020
Tackles For Loss	2 vs. Philadelphia Eagles, Nov 03, 2022 ...1 more at 2.		

SINGLE-GAME HIGHS - POSTSEASON: DEFENSIVE

Total Tackles	7 at New England Patriots, Jan 13, 2019	Tackles For Loss	1 at Baltimore Ravens, Jan 06, 2019
Solo Tackles	5 vs. Baltimore Ravens, Jan 10, 2021	Special Teams Tackles	1 at New England Patriots, Jan 13, 2019 ...1 more at 1.
Sacks	1.0 at Baltimore Ravens, Jan 06, 2019		



2022 GAME-BY-GAME REGULAR-SEASON STATISTICS (TEXANS)

			TACKLES								INTERCEPTIONS					FUMBLES					ST				MISC					
W	DATE	OPPONENT	P/S	TK	S	A	SK	YDS	TFL	YDS	QBH	NO	YDS	LG	TD	PD	FF	FR	TD	YDS	TK	S	A	FF	FR	S	A	W/L	SCORE	
01	09/11	Colts	S	6	5	1	0.0	0.0	1	2	1	0	0	0	0	2	0	0	0	0	0	0	0	0	0	0	0	T	20-20	
02	09/18	at Broncos	S	2	1	1	0.0	0.0	0	0	0	0	0	0	0	1	0	0	0	0	0	0	0	0	0	0	L	9-16		
03	09/25	at Bears	S	7	7	0	0.0	0.0	0	0	0	0	0	0	0	1	0	0	0	0	0	0	0	0	0	0	L	20-23		
04	10/02	Chargers	P	3	3	0	0.0	0.0	1	1	0	0	0	0	0	0	0	0	0	0	0	0	0	0	0	0	L	24-34		
05	10/09	at Jaguars	P	6	4	2	0.0	0.0	0	0	0	1	29	29	0	3	0	0	0	0	0	0	0	0	0	0	0	W	13-6	
07	10/23	at Raiders	P	5	5	0	0.0	0.0	1	1	0	0	0	0	0	0	0	0	0	0	0	0	0	0	0	0	L	20-38		
08	10/30	Titans	S	4	1	3	0.0	0.0	0	0	0	0	0	0	0	0	0	0	0	0	0	0	0	0	0	0	L	10-17		
09	11/03	Eagles	P	4	4	0	0.0	0.0	2	4	0	0	0	0	0	0	0	0	0	0	0	0	0	0	0	0	L	17-29		
2022 TOTALS			8-4	37	30	7	0.0	0.0	5	8	1	1	29	29	0	7	0	0	0	0	0	0	0	0	0	0	0	1-6-1		

2022 GAME-BY-GAME REGULAR-SEASON STATISTICS (TEXANS)

W	DATE	OPPONENT	P/S	KICKOFF RETURNS					PUNT RETURNS					TD	W/L	SCORE
				RET	YDS	AVG	LG	TD	NO	FC	YDS	AVG	LG			
01	09/11	Colts	S	0	0	0.0	0	0	0	1	0	0.0	0	0	T	20-20
02	09/18	at Broncos	S	0	0	0.0	0	0	1	1	7	7.0	7	0	L	9-16
03	09/25	at Bears	S	0	0	0.0	0	0	1	2	31	31.0	31	0	L	20-23
04	10/02	Chargers	P	0	0	0.0	0	0	2	2	8	4.0	4	0	L	24-34
05	10/09	at Jaguars	P	0	0	0.0	0	0	1	1	10	10.0	10	0	W	13-6
07	10/23	at Raiders	P	0	0	0.0	0	0	1	1	1	1.0	1	0	L	20-38
08	10/30	Titans	S	0	0	0.0	0	0	3	1	18	6.0	12	0	L	10-17
09	11/03	Eagles	P	0	0	0.0	0	0	1	2	-2	-2.0	-2	0	L	17-29
2022 TOTALS			8-4	0	0	0.0	0	0	10	11	73	7.3	31	0	1-6	



CHRISTIAN
KIRKSEY

58
LINEBACKER

Ht: 6-2 Wt: 235
DOB: 8/31/1992 College: Iowa
Texans Season: 2 NFL Season: 9
Acquired: FA-'21

TRANSACTIONS: Selected by the Cleveland Browns with the seventh pick of the third round (71st overall) of the 2014 NFL Draft...Signed a contract extension with the Browns on May 30, 2017...Released by the Browns on March 10, 2020...Signed by the Green Bay Packers as a free agent on March 16, 2020...Released by the Packers on Feb. 19, 2021...Signed by the Houston Texans as a free agent on March 24, 2021...Placed on the Reserve/Injured List on Nov. 6, 2021...Designated for return on Dec. 2, 2021...Activated on Dec. 4, 2021...Placed on the Reserve/COVID-19 List on Dec. 15, 2021...Activated on Dec. 25, 2021...Re-signed with the Texans on March 18, 2022.

CAREER:

- ✦ Totaled the most solo tackles (171) and the second-most total tackles (281) in the NFL from 2016-17
- ✦ Was the only player in the NFL to rank in the top five in the league in tackles in both 2016 and 2017
- ✦ Recorded the fifth-most total tackles in the NFL in 2016 after notching a single-season career-high 143 (93 solo)

2022 (Houston 8/8):

- ✦ Has 57 tackles (36 solo), three tackles for loss, three quarterback hits, one fumble recovery, two passes defended and one interception so far this season
- ✦ Finished with nine total tackles (two solo) and a fumble recovery vs. Indianapolis (9/11), his sixth career fumble recovery and third as a Texan
- ✦ Played in his 100th career game and logged seven total tackles (four solo) at Chicago (9/25)

2021 (Houston 13/12):

- ✦ Played in 13 games (12 starts) in his first season as a Texan and finished second on the team with 93 tackles (55 solo). Also logged six tackles for loss, two quarterback hits, one interception and eight passes defended
- ✦ Recorded his fifth career interception off of QB Trevor Lawrence in his first game as a Texan in the season opener vs. Jacksonville (9/12)
- ✦ Tied for second on the team with six tackles (four solo), one tackle for loss and one fumble recovery at Cleveland (9/19)
- ✦ Finished second on the Texans with 10 tackles (seven solo) vs. Carolina (9/23)
- ✦ Tallied seven tackles (four solo), one quarterback hit and one pass defended at Buffalo (10/3)
- ✦ Led the team with 10 tackles (four solo) and posted one

pass defended vs. New England (10/10)

- ✦ Finished second on the team with eight tackles (four solo) and notched one pass defended at Arizona (10/24)
- ✦ Tied for second on the team with seven tackles (five solo), also notching one quarterback hit, one pass defended and one fumble recovery vs. Indianapolis (12/5)
- ✦ Led the team with 10 tackles (five solo) vs. Seattle (12/12), his third game with double-digit tackles on the season
- ✦ Paced the Texans with nine tackles (five solo), also notching one pass defended at San Francisco (1/2/22)
- ✦ Tied for the team lead with eight tackles (four solo) while adding two tackles for loss (tying his season high) and a pass defended vs. Tennessee (1/9/22)

2020 (Green Bay 11/11, 2/1):

- ✦ Started 11 games in his lone season with the Packers and notched 77 total tackles (46 solo), 2.0 sacks, two interceptions, four passes defended, two tackles for loss and two quarterback hits
- ✦ Became the first Packers linebacker with multiple sacks and multiple interceptions in a season since Julius Peppers in 2014
- ✦ Made his first start for Green Bay at Minnesota (9/13) and notched 12 total tackles (six solo)
- ✦ Recorded a team-high 11 total tackles (six solo) and his first interception of the season at Indianapolis (11/22)
- ✦ Led the team with nine total tackles (five solo) vs. Carolina (12/19)
- ✦ Logged 1.0 sack, one tackle for loss, one pass defended and one interception vs. Tennessee (12/27)
- ✦ Totaled seven tackles (four solo) with 1.0 sack at Chicago (1/3/21)

2019 (Cleveland 2/2):

- ✦ Started two games before being placed on the Reserve/Injured list prior to Week 3

2018 (Cleveland 7/7):

- ✦ Started in all seven games that he played in and totaled 43 tackles (29 solo), two interceptions, five passes defended, one tackle for loss and one fumble recovery
- ✦ Notched a single-game career-high two passes defended and added one interception vs. the L.A. Chargers (10/14)
- ✦ Recorded 10 total tackles (seven solo), one interception, one fumble recovery and one pass defended vs. Tampa



Bay (10/21)

- Placed on the Reserve/Injured list prior to Week 10

2017 (Cleveland 16/16):

- Finished second on the Browns with 138 total tackles (86 solo) while also adding 3.5 sacks, five passes defended, six quarterback hits, six tackles for loss, two forced fumbles and one fumble recovery
- One of three Cleveland players (Joe Schobert and Demario Davis) to play every defensive snap on the season
- Contributed five games with double-digit tackles on the season
- Totaled a single-game career-high 17 tackles (eight solo), one tackle for loss, one forced fumble and one pass defended vs. Tennessee (10/22)
- Amassed 14 total tackles (eight solo), 1.0 sack and one forced fumble vs. Jacksonville (11/19). Strip-sacked Jaguars QB Blake Bortles in the third quarter, which was recovered by DE Myles Garrett

2016 (Cleveland 16/16):

- Recorded a single-season career-high 143 total tackles (93 solo), which ranked fifth in the NFL. Also contributed 2.5 sacks, seven quarterback hits, 11 tackles for loss, three passes defended and three special teams tackles
- Was one of four players (Bobby Wagner, Zach Brown and Kwon Alexander) with at least 140 total tackles and 2.5 sacks on the season
- Logged his first sack of the season for a loss of four yards at Philadelphia (9/11)
- Notched a season-high 16 total tackles (11 solo) vs. New England (10/9)
- Totaled 11 tackles (10 solo), 1.0 sack, two quarterback hits and a season-high three tackles for loss at Pittsburgh (1/1/17)

2015 (Cleveland 16/5):

- Appeared in all 16 games (five starts) and accumulated 53 total tackles (34 solo), 3.5 sacks, five quarterback hits, five tackles for loss, one pass defended, one forced fumble,

one fumble recovery and 10 special teams tackles

- Started his first game of the season and added 1.0 sack for a loss of seven yards at San Diego (10/4)
- Added four total tackles (three solo), 1.0 sack, one quarterback hit, two tackles for loss and one pass defended at Pittsburgh (11/15)

2014 (Cleveland 16/8):

- Saw action in all 16 games (eight starts) as a rookie and logged 75 total tackles (41 solo), 2.0 sacks, four quarterback hits, five tackles for loss, one forced fumble, two passes defended and six special teams tackles
- Notched a sack in his NFL debut at Pittsburgh (9/7)
- Posted seven total tackles (five solo), 1.0 sack, one quarterback hit, one tackle for loss and two special teams tackles at Jacksonville (10/19)
- Forced his first career fumble vs. Cincinnati (12/14)

COLLEGE:

- Played four seasons (2010-13) at the University of Iowa in Iowa City
- Appeared in 49 career games and registered 315 tackles, 5.5 sacks, four interceptions, seven fumble recoveries and five forced fumbles
- Also returned two interceptions for touchdowns and one fumble for a score, becoming the third player in school history to total at least three career defensive touchdowns
- Named honorable mention All-Big Ten by coaches and media as a senior (2013) after starting 13 games and ranking third on the team with 104 total tackles (47 solo)
- One of eight players in the nation with two interception returns for touchdowns in 2012

PERSONAL:

- Attended Hazelwood East High School in St. Louis
- Earned All-America and All-State honors after leading the conference with 163 tackles as a senior
- Also lettered in track as a member of the school's 2008 state championship team and played basketball

CHRISTIAN KIRKSEY'S NFL REGULAR SEASON DEFENSIVE STATISTICS

DATE	TEAM	GP	GS	TACKLES								INTERCEPTIONS						FUMBLES				ST						MISC	
				TK	S	A	TFL	YDS	SK	YDS	QBH	NO	YDS	LG	TD	PD	FF	FR	TD	YDS	TK	S	A	FF	FR	S	A		
2014	Browns	16	8	75	41	34	5	15	2.0	7.0	4	0	0	0	0	2	1	0	0	0	6	6	0	0	0	0	0		
2015	Browns	16	5	53	34	19	5	20	3.5	13.0	5	0	0	0	0	1	1	1	0	0	10	6	4	0	0	0	0		
2016	Browns	16	16	143	93	50	11	36	2.5	16.0	7	0	0	0	0	3	0	0	0	0	5	3	2	0	0	0	0		
2017	Browns	16	16	138	86	52	6	19	3.5	13.5	6	0	0	0	0	5	2	1	0	0	0	0	0	0	0	0	0		
2018	Browns	7	7	43	29	14	1	3	0.0	0.0	0	2	17	13	0	5	0	1	0	8	0	0	0	0	0	0	0		
2019	Browns	2	2	11	6	5	2	3	0.0	0.0	0	0	0	0	0	0	0	0	0	0	0	0	0	0	0	0			
2020	Packers	11	11	77	46	31	2	11	2.0	11.0	2	2	18	10	0	4	0	0	0	0	0	0	0	0	0	0	0		
2021	Texans	13	12	93	55	38	6	8	0.0	0.0	2	1	1	1	0	8	0	2	0	-1	0	0	0	0	0	0	0		
2022	Texans	8	8	57	36	21	3	4	0.5	3.0	3	1	0	0	0	2	0	1	0	0	0	0	0	0	0	0	0		
NFL TOTALS		105	85	690	426	264	41	119	14.0	63.5	29	6	36	13	0	30	4	6	0	7	21	15	6	0	0	0	0		

CHRISTIAN KIRKSEY'S NFL POSTSEASON DEFENSIVE STATISTICS

DATE	TEAM	GP	GS	TACKLES					QBH	INTERCEPTIONS					FUMBLES				ST				MISC			
				TK	S	A	TFL	YDS	SK	YDS	NO	YDS	LG	TD	PD	FF	FR	TD	YDS	TK	S	A	FF	FR	S	A
2020	Packers	2	1	6	4	2	1	1	0.0	0.0	0	0	0	0	0	0	0	0	0	0	0	0	0	0	0	0
NFL TOTALS		2	1	6	4	2	1	1	0.0	0.0	0	0	0	0	0	0	0	0	0	0	0	0	0	0	0	0



SINGLE-GAME HIGHS: DEFENSIVE


Total Tackles	17 vs. Tennessee Titans, Oct 22, 2017	Tackles For Loss	3 at Pittsburgh Steelers, Jan 01, 2017
Solo Tackles	11 vs. New England Patriots, Oct 09, 2016	Interceptions	1 at Denver Broncos, Sep 18, 2022
Sacks	1.0 at Chicago Bears, Jan 03, 2021		...5 more at 1.
	...11 more at 1.0.	Interception Return Yards	13 at Tampa Bay Buccaneers, Oct 21, 2018
Passes Defensed	2 vs. Jacksonville Jaguars, Sep 12, 2021	Special Teams Tackles	3 vs. Oakland Raiders, Sep 27, 2015
	...1 more at 2.	Longest Opponent's Fumble Return	8 at Tampa Bay Buccaneers, Oct 21, 2018
Forced Fumbles	1 vs. Jacksonville Jaguars, Nov 19, 2017		
	...3 more at 1.		
Fumble Recoveries	1 vs. Indianapolis Colts, Sep 11, 2022		
	...5 more at 1.		

SINGLE-GAME HIGHS - POSTSEASON: DEFENSIVE

Total Tackles	4 vs. Tampa Bay Buccaneers, Jan 24, 2021	Tackles For Loss	1 vs. Tampa Bay Buccaneers, Jan 24, 2021
Solo Tackles	2 vs. Tampa Bay Buccaneers, Jan 24, 2021		
	...1 more at 2.		

2022 GAME-BY-GAME REGULAR-SEASON STATISTICS (TEXANS)

			2022 SEASON STATISTICS (YEARS)																											
W	DATE	OPPONENT	P/S	TACKLES								INTERCEPTIONS					FUMBLES					ST					MISC		W/L	SCORE
				TK	S	A	SK	YDS	TFL	YDS	QBH	NO	YDS	LG	TD	PD	FF	FR	TD	YDS	TK	S	A	FF	FR	S	A			
01	09/11	Colts	S	9	2	7	0.0	0.0	1	2	1	0	0	0	0	0	1	0	0	0	0	0	0	0	0	0	0	0	T	20-20
02	09/18	at Broncos	S	5	4	1	0.5	3.0	0	0	1	1	0	0	0	1	0	0	0	0	0	0	0	0	0	0	0	L	9-16	
03	09/25	at Bears	S	7	4	3	0.0	0.0	0	0	0	0	0	0	0	0	0	0	0	0	0	0	0	0	0	0	L	20-23		
04	10/02	Chargers	S	6	4	2	0.0	0.0	0	0	0	0	0	0	0	0	0	0	0	0	0	0	0	0	0	0	L	24-34		
05	10/09	at Jaguars	S	8	5	3	0.0	0.0	0	0	0	0	0	0	0	1	0	0	0	0	0	0	0	0	0	0	0	W	13-6	
07	10/23	at Raiders	S	9	8	1	0.0	0.0	1	1	0	0	0	0	0	0	0	0	0	0	0	0	0	0	0	0	L	20-38		
08	10/30	Titans	S	6	4	2	0.0	0.0	0	0	0	0	0	0	0	0	0	0	0	0	0	0	0	0	0	0	L	10-17		
09	11/03	Eagles	S	7	5	2	0.0	0.0	1	1	1	0	0	0	0	0	0	0	0	0	0	0	0	0	0	0	L	17-29		
2022 TOTALS			8-8	57	36	21	0.5	3.0	3	4	3	1	0	0	0	2	0	1	0	0	0	0	0	0	0	0	1-6-1			



ROY
LOPEZ

91

DEFENSIVE LINEMAN

Ht: 6-2

DOB: 8/7/1997

Texans Season: 2 NFL Season: 2

Acquired: 06-'21

Wt: 318

College: Arizona

TRANSACTIONS: Selected by the Houston Texans with the 11th pick of the sixth round (195th overall) of the 2021 NFL Draft...Placed on the Reserve/COVID-19 List on Dec. 23, 2021...Activated from the Reserve/COVID-19 List on Dec. 29, 2021.

2022 (Houston 8/6):

- Has 13 tackles (seven solo), three quarterback hits, two tackles for loss and one pass defended so far this season

2021 (Houston 16/15):

- Played in 16 games (15 starts) and totaled 31 tackles (19 solo), four tackles for loss, 1.0 sack, two quarterback hits and one fumble recovery
- Appeared in his first NFL game vs. Jacksonville (9/12)
- Made the first start of his career at Cleveland (9/19)
- Registered his first NFL tackle vs. Carolina (9/23)
- Recorded his first career tackle for loss and posted two tackles (both solo) at Arizona (10/24)
- Notched a career-high three tackles vs. the L.A. Rams (10/31)
- Totaled three tackles (two solo), his first career sack and first career fumble recovery at Miami (11/7). Sacked QB Jacoby Brissett for a loss of two yards
- Posted two tackles (both solo) and one tackle for loss at Jacksonville (12/19)
- Notched a career-high five tackles (three solo) at San

Francisco (1/2/22)

COLLEGE:

- Played one season (2020) at the University of Arizona in Tucson, Ariz., after transferring from New Mexico State University in Las Cruces, N.M., where he played three seasons (2016-18) and redshirted in 2019
- Played in five games with Arizona totaling 18 tackles (10 solo), 4.0 tackles for loss and 1.0 sack
- Saw action in 40 games with New Mexico State, including four in his redshirt season (2019), accumulating 137 total tackles (43 solo), 20.0 tackles for loss, 8.0 sacks, four pass breakups and three fumble recoveries

PERSONAL:

- Attended Mesquite High School in Tempe, Ariz.
- Was a 2015 first team All-State selection and the 2015 Defensive Lineman of the Year by Arizona Varsity Rivals
- Lettered four years in wrestling as a heavy weight, amassing two State Championships and a career record of 113-3
- His father, also Roy, was hired as the head football coach for Mesa (Ariz.) Desert Ridge High School in January of 2021. He previously was twice named the Arizona High School Coach of the Year at Tempe (Ariz.) Marcos de Niza High School

ROY LOPEZ'S NFL REGULAR SEASON DEFENSIVE STATISTICS

2021-2022 TEXANS																													
DATE	TEAM	GP	GS	TACKLES								INTERCEPTIONS					FUMBLES				ST					MISC			
				TK	S	A	TFL	YDS	SK	YDS	QBH	NO	YDS	LG	TD	PD	FF	FR	TD	YDS	TK	S	A	FF	FR	S	A		
2021	Texans	16	15	31	19	12	4	5	1.0	2.0	2	0	0	0	0	0	0	1	0	0	0	0	0	0	0	0	0		
2022	Texans	8	6	13	7	6	2	8	1.0	7.0	3	0	0	0	0	1	0	0	0	0	0	0	0	0	0	0			
NFL TOTALS		24	21	44	26	18	6	13	2.0	9.0	5	0	0	0	0	1	0	1	0	0	0	0	0	0	0	0			

SINGLE-GAME HIGHS: DEFENSIVE

Total Tackles 5 at San Francisco 49ers, Jan 02, 2022
Solo Tackles 3 vs. Tennessee Titans, Jan 09, 2022
 ...1 more at 3.
Sacks 1.0 at Miami Dolphins, Nov 07, 2021

Fumble Recoveries 1 at Miami Dolphins, Nov 07, 2021
Tackles For Loss 1 vs. Tennessee Titans, Oct 30, 2022
 ...5 more at 1.



2022 GAME-BY-GAME REGULAR-SEASON STATISTICS (TEXANS)

W	DATE	OPPONENT	P/S	TACKLES								INTERCEPTIONS					FUMBLES				ST					MISC		W/L	SCORE
				TK	S	A	SK	YDS	TFL	YDS	QBH	NO	YDS	LG	TD	PD	FF	FR	TD	YDS	TK	S	A	FF	FR	S	A		
01	09/11	Colts	S	3	0	3	0.0	0.0	0	0	0	0	0	0	0	0	0	0	0	0	0	0	0	0	0	0	0	T	20-20
02	09/18	at Broncos	S	1	1	0	0.0	0.0	0	0	1	0	0	0	0	1	0	0	0	0	0	0	0	0	0	0	0	L	9-16
03	09/25	at Bears	S	2	1	1	0.0	0.0	0	0	0	0	0	0	0	0	0	0	0	0	0	0	0	0	0	0	0	L	20-23
04	10/02	Chargers	S	3	2	1	0.0	0.0	1	1	0	0	0	0	0	0	0	0	0	0	0	0	0	0	0	0	0	L	24-34
05	10/09	at Jaguars	S	2	1	1	0.0	0.0	0	0	0	0	0	0	0	0	0	0	0	0	0	0	0	0	0	0	0	W	13-6
07	10/23	at Raiders	S	0	0	0	0.0	0.0	0	0	0	0	0	0	0	0	0	0	0	0	0	0	0	0	0	0	0	L	20-38
08	10/30	Titans	P	2	2	0	1.0	7.0	1	7	2	0	0	0	0	0	0	0	0	0	0	0	0	0	0	0	0	L	10-17
09	11/03	Eagles	P	0	0	0	0.0	0.0	0	0	0	0	0	0	0	0	0	0	0	0	0	0	0	0	0	0	0	L	17-29
2022 TOTALS			8-6	13	7	6	1.0	7.0	2	8	3	0	0	0	0	1	0	0	0	0	0	0	0	0	0	0	0	1-6-1	



JUSTIN
MCCRAY

64

OFFENSIVE LINEMAN

Ht: 6-3

DOB: 5/31/1992

Texans Season: 2 NFL Season: 6

Acquired: UFA-'21 (ATL)

Wt: 315

College: Central Florida

TRANSACTIONS: Signed by the Tennessee Titans as a college free agent on May 12, 2014...Waived by the Titans on Aug. 30, 2014...Signed to the Titans practice squad on Aug. 31, 2014...Signed by the Titans on Dec. 29, 2014...Waived by the Titans on Aug. 30, 2015...Signed by the Green Bay Packers as an unrestricted free agent on March 29, 2017...Re-signed by the Packers on April 17, 2018...Re-signed by the Packers on April 2, 2019...Traded to the Cleveland Browns on Aug. 31, 2019...Signed by the Atlanta Falcons as an unrestricted free agent on March 22, 2020...Signed by the Houston Texans as an unrestricted free agent on March 22, 2021...Placed on the Reserve/COVID-19 List on Dec. 17, 2021...Activated from the Reserve/COVID-19 List on Dec. 25, 2021.

2022 (Houston 7/2):

- Started at left guard to open the season vs. Indianapolis (9/11)
- Rotated in at left guard in the fourth quarter at Las Vegas (10/23)
- Started at right guard for the second time this season vs. Tennessee (10/30)

2021 (Houston 15/8):

- Tied his career highs in games played (15) and starts (eight) with six starts and right guard and two starts at center
- Played in his first game as a Texan vs. Jacksonville (9/12), appearing on offense and special teams, helping the offense score 37 points, the highest Week 1 point total in franchise history
- Made his first start as a Texan at Indianapolis (10/17) in place of injured OL Justin Britt, blocking for a rushing attack that combined for 124 yards on the ground and averaged 4.3 yards per carry at Indianapolis (10/17)
- Blocked for QB Davis Mills vs. the L.A. Rams (10/31) as he threw for 310 yards and completed 29-of-38 passes (76.3 percent), the best completion percentage of his career
- Helped pave the way for a rushing attack that totaled 96 yards on 24 attempts, averaging 4.0 yards per carry vs. the N.Y. Jets (11/28)
- Helped protect QB Davis Mills as he threw for a career-high 331 yards vs. Seattle (12/12)
- Blocked for QB Davis Mills vs. Tennessee (1/9/22) as he completed 23-of-33 passes (69.7 percent) for 301 yards, three touchdowns and a passer rating of 128.5

2020 (Atlanta 10/2):

- Appeared in 10 games with two starts at left guard in his first season with the Falcons
- Helped the Falcons offense average the fifth-most passing yards per game (272.7) in the league

2019 (Cleveland 15/4):

- Played in 15 games and notched four total starts at both right and left tackle
- Blocked for a rushing attack that averaged the fourth-best yards per carry (4.84) in the NFL

2018 (Green Bay 12/5):

- Saw action in 12 games and made five starts at right guard for the Packers
- Assisted in blocking for a running game that recorded the second-best yards per carry average (5.02) in the league

2017 (Green Bay 13/8):

- Played a variety of positions across the offensive line, including right tackle, right guard and left guard in his 13 appearances (eight starts)
- Joined the Packers after playing with the Orlando Predators in the Arena Football League in 2016
- Helped an offense that had the third-best redzone efficiency (61.9 percent) in the NFL

COLLEGE:

- Played four seasons (2010-13) at the University of Central Florida in Orlando, Fla.
- Saw action in 31 games, making 16 starts during his collegiate career
- Named All-American Athletic Conference First Team as a senior in 2013 and was voted a team captain by his teammates
- Started seven games each at right guard and right tackle as a junior (2012)
- Appeared in 11 games (five starts) during his sophomore season (2011)
- Earned Conference USA All-Freshman Team honors in 2010

PERSONAL:

- Attended Southridge High School in Miami
- Has a twin brother, Jordan, who also played at Central Florida
- Was a district champion in wrestling as both a junior and



sophomore
 Joined the Arena Football League with the Orlando Predators and played alongside his brother, Jordan, in

2015. Was assigned to the Tampa Bay Storm during a dispersal draft, where he played football in 2016 before re-entering the NFL the following year

JUSTIN MCCRAY'S NFL REGULAR SEASON STATISTICS

DATE	TEAM	GP	GS
2017	Packers	13	8
2018	Packers	12	5
2019	Packers	0	0
Went from Green Bay to Cleveland .			
2019	Browns	15	4
2019	TOTAL	15	4
2020	Falcons	10	2
2021	Texans	15	8
2022	Texans	7	2
NFL TOTALS		72	29

2022 GAME-BY-GAME REGULAR-SEASON STATISTICS (TEXANS)

W	DATE	OPPONENT	P/S		W/L/T	SCORE
01	09/11	Colts	S		T	20-20
02	09/18	at Broncos	P		L	9-16
03	09/25	at Bears	P		L	20-23
04	10/02	Chargers	P		L	24-34
05	10/09	at Jaguars	P		W	13-6
07	10/23	at Raiders	P		L	20-38
08	10/30	Titans	S		L	10-17
09	11/03	Eagles		INACTIVE	L	17-29
2022 TOTALS			7-2		1-6-1	



DAVIS
MILLS

10
QUARTERBACK

Ht: 6-4

DOB: 10/21/1998

Texans Season: 2 NFL Season: 2

Acquired: D3a-'21

Wt: 225

College: Stanford

TRANSACTIONS: Selected by the Houston Texans with the third pick of the third round (67th overall) of the 2021 NFL Draft.

2022 (Houston 8/8):

- Has thrown for 1,656 yards and 10 touchdowns, completing 162-of-258 passes so far this season
- Started the season opener vs. Indianapolis, passing for 240 yards and two touchdowns (9/11)
- Surpassed the 3,000 yard passing mark at Denver, becoming the second fastest quarterback in franchise history to do so (9/18)
- Passed for 302 yards at Las Vegas (10/23), which marked the fifth time he's gone over 300 passing yards in his career

Also surpassed 4,000 career passing yards at Las Vegas (10/23) in his 19th career game

2021 (Houston 13/11):

- Played in 13 games (11 starts) and completed 263-of-394 passes (66.8 percent) for 2,664 yards, the most by a rookie in Texans history, 16 passing touchdowns, 10 interceptions and a passer rating of 88.8
- Ranks third in NFL history among all rookie quarterbacks with a completion percentage of 66.8 percent
- Recorded three games with a passer rating of 125.0 or higher, tied for the second-most among rookie quarterbacks since the 1970 AFL-NFL merger
- Made his NFL debut in place of injured QB Tyrod Taylor, completing 8-of-18 passes (44.4 percent) for 102 yards, one touchdown and one interception at Cleveland (9/19). Completed his first career touchdown pass to WR Brandin Cooks.
- Made his first career start vs. Carolina (9/23) and completed 19-of-28 passes (67.9 percent) for 168 yards and a touchdown, posting a 95.5 passer rating
- Completed 21-of-29 passes (72.4 percent) and threw for 313 yards, three touchdowns and a career-high passer rating of 141.7 vs. New England (10/10). Became the first rookie quarterback in NFL history to finish a game with 300-plus passing yards, three-plus passing touchdowns and a passer rating of 140.0 or higher
- Completed 29-of-38 passes (76.3 percent) and threw for 310 yards, two touchdowns and a passer rating of 106.2 vs. the L.A. Rams (10/31)
- Threw for a career-high 331 yards vs. Seattle (12/12). Completed 33-of-49 passes (67.3 percent) for one

touchdown and a 93.2 rating. Completed a franchise-record 14 consecutive passes to open the game, marking the most consecutive pass completions to start a game by a rookie quarterback since at least the 1991 season

- Passed for 254 yards, completing 21-of-27 passes (77.8 percent) for two touchdowns and a 130.6 passer rating, the second-highest rating of his career vs. the L.A. Chargers (12/26). Joined David Carr as the only rookie quarterbacks in Texans history to eclipse 2,000 single-season passing yards
- Completed 23-of-33 passes (69.7 percent) for 301 yards, three touchdowns and a 128.5 passer rating vs. Tennessee (1/9/22), posting his third game with a passer rating of at least 125.0, ranking first among all rookies

COLLEGE:

- Spent four seasons (2017-20) at Stanford (Calif.) University, where he played in 14 games (11 starts) and totaled 3,468 passing yards on 287-of-438 completions (65.5 percent) with 18 touchdowns and eight interceptions
- As a senior, rushed eight times and scored two touchdowns for his first career multi-touchdown rushing game at Oregon State (12/12)
- Passed for 428 yards on 32-of-47 completions (68.1 percent) for three touchdowns in a double-overtime victory at UCLA (12/19) his final year at Stanford
- Earned All-Pac-12 honorable mention honors from the coaches and was given the Irving S. Zeimer Award for Team MVP for the 2020 season
- In 2019, saw action in eight games (six starts) and threw for 1,960 yards on 158-of-241 passes (65.6%) with 11 touchdowns
- Made first collegiate start as a junior and completed 22-of-36 passes (61.1 percent) for 237 yards and a touchdown caught by WR Connor Wedington at USC (9/7). His 237 yards were the second-most for a Cardinal quarterback in his first career start since 2005 (Kevin Hogan, 254 in 2012)
- Set the single-game school record with 504 passing yards on career-highs of 33 completions and 50 attempts at Washington State (11/16/19)
- Earned the Allstate Sugar Bowl Manning Award Star of the Week after passing for 245 yards at Oregon State (9/28/19) and the Gundelach Award for being the Most



Outstanding Junior player for the Cardinals
 🏈 Made his collegiate debut in a victory vs. UC Davis (9/15/18) during his sophomore season

PERSONAL:

🏈 Attended Greater Atlanta Christian (Ga.) School
 🏈 Was the nation's top-ranked quarterback by Scout and Rivals and totaled 6,290 career passing yards and 66

touchdowns in his high school career
 🏈 Named a three-time All-State selection and left high school as the career leader in touchdown passes and passing yards
 🏈 Has two sisters, Erin and Ali, who both played tennis at Tusculum and South Carolina, respectively
 🏈 Also played basketball in high school

DAVIS MILLS' NFL REGULAR SEASON PASSING/RUSHING STATISTICS

DATE	TEAM	GP	GS	PASSING											RUSHING				
				ATT.	CMP.	PCT.	YDS	AVG.	TD	INT.	LG	SK	LST	RATE	NO.	YDS.	AVG.	LG	TD
2021	Texans	13	11	394	263	66.8	2,664	6.8	16	10	67t	31	206	88.8	18	44	2.4	11	0
2022	Texans	8	8	258	162	62.8	1,656	6.4	10	8	58	19	147	81.2	12	28	2.3	8	0
TOTALS		21	19	652	425	65.2	4,320	6.6	26	18	67T	50	353	85.8	30	72	2.4	11	0

SINGLE-GAME HIGHS: QUARTERBACK

Pass Attempts	49 vs. Seattle Seahawks, Dec 12, 2021	Completion Percentage	77.8 vs. Los Angeles Chargers, Dec 26, 2021
Pass Completions	33 vs. Seattle Seahawks, Dec 12, 2021	Passer Rating	141.7 vs. New England Patriots, Oct 10, 2021
Yards Passing	331 vs. Seattle Seahawks, Dec 12, 2021	Rush Attempts	4 vs. Tennessee Titans, Jan 09, 2022
TD Passes	3 vs. Tennessee Titans, Jan 09, 2022	Rushing Yards	18 vs. Philadelphia Eagles, Nov 03, 2022
Long Passes	67t vs. New England Patriots, Oct 10, 2021	Longest Runs	11 vs. Tennessee Titans, Jan 09, 2022
	...1 more at 3.		

300-YARD PASSING GAMES (5): REGULAR SEASON

DATE	TEAM	NO.	YDS.	AVG.	LG	TD
10/10/21	PATRIOTS	21	312	14.9	67t	3
10/31/21	RAMS	29	310	10.7	45t	2
12/12/21	SEAHAWKS	33	331	10.0	30	1
01/09/22	TITANS	23	301	13.1	37	3
10/23/22	at Raiders	28	302	10.8	39	2

2022 GAME-BY-GAME REGULAR-SEASON STATISTICS (TEXANS)

			PASSING												RUSHING				W/L/	
W	DATE	OPPONENT	P/S	ATT	CMP	YDS	PCT	Y/A	Y/C	TD	INT	LG	SK/YD	RATE	ATT	YDS	LG	TD	T	SCORE
01	09/11	Colts	S	37	23	240	62.2	6.5	10.4	2	0	42	3/18	98.9	2	-1	1	0	T	20-20
02	09/18	at Broncos	S	38	19	177	50.0	4.7	9.3	0	0	29	3/23	63.2	2	1	2	0	L	9-16
03	09/25	at Bears	S	32	20	245	62.5	7.7	12.3	1	2	52	1/8	70.4	0	0	0	0	L	20-23
04	10/02	Chargers	S	35	26	246	74.3	7.0	9.5	2	2	58	4/31	88.5	0	0	0	0	L	24-34
05	10/09	at Jaguars	S	24	16	140	66.7	5.8	8.8	0	0	23	1/8	81.9	2	2	3	0	W	13-6
07	10/23	at Raiders	S	41	28	302	68.3	7.4	10.8	2	1	39	1/6	95.8	0	0	0	0	L	20-38
08	10/30	Titans	S	29	17	152	58.6	5.2	8.9	1	1	44	3/34	69.9	3	8	6	0	L	10-17
09	11/03	Eagles	S	22	13	154	59.1	7.0	11.8	2	2	34	3/19	72.9	3	18	8	0	L	17-29
2022 TOTALS			8-8	258	162	1,656	62.8	6.4	10.2	10	8	58	19/147	81.2	12	28	8	0	1-6-1	



CHRIS
MOORE

15
WIDE RECEIVER

Ht: 6-1

DOB: 6/16/1993

Texans Season: 2 NFL Season: 7

Acquired: UFA-'21 (BAL)

Wt: 200

College: Cincinnati

TRANSACTIONS: Selected by the Baltimore Ravens with the ninth pick of the fourth round (107th overall) of the 2016 NFL Draft...Signed by the Ravens as a free agent on March 24, 2020...Signed by the Houston Texans as an unrestricted free agent on March 24, 2021...Released by the Texans on Aug. 31, 2021...Signed to the Texans practice squad on Sept. 1, 2021...Elevated to the Texans active roster on Sept. 23, 2021...Reverted back to the Texans practice squad on Sept. 24, 2021...Elevated to the Texans active roster on Oct. 9, 2021...Reverted back to the Texans practice squad on Oct. 11, 2021...Signed to the Texans active roster on Oct. 12, 2021...Placed on the Reserve/COVID-19 List on Dec. 29, 2021...Activated from the Reserve/COVID-19 List on Jan. 5, 2022...Re-signed with the Texans as an unrestricted free agent on March 24, 2022.

2022 (Houston 7/2):

- Has caught 14 passes for 171 yards (12.2 avg.) and two touchdowns so far this season
- Hauled in three passes for 63 yards (21.0 avg.) at Chicago (9/25), the second-most receiving output of his career
- Earned his first start of the season vs. Los Angeles (10/2)
- Caught a touchdown pass from QB Davis Mills for his first score of the season at Las Vegas (10/23)
- Reeled in a touchdown pass from QB Davis Mills on Thursday Night Football vs. Philadelphia (10/3)

2021 (Houston 12/1):

- Played in 12 games (one start) in his first season as a Texan, posting a career-high 21 catches and amassing 227 receiving yards (10.8 avg.) and two touchdowns
- Made his first appearance as a Texan vs. Carolina (9/23)
- Recorded five receptions for a season-high 109 yards (21.8 avg.), both career highs, vs. New England (10/10). Caught a 67-yard touchdown pass from QB Davis Mills, the longest reception of his career and his first score as a Texan
- Made his first start as a Texan at Arizona (10/24)
- Caught four passes for 40 yards (10.0 avg.) vs. the L.A. Chargers (12/26), his second-highest receiving yardage total of the season
- Tallied three receptions for 38 yards (12.7 avg.) and one touchdown vs. Tennessee (1/9/22), a 28-yard touchdown pass from QB Davis Mills

2020 (Baltimore 3/0, 1/0):

- Appeared in three regular season games and totaled two

special teams tackles

- Spent Weeks 9-15 on the Reserve/Injured List

2019 (Baltimore 14/1, 1/0):

- Played in 14 games (one start) and caught three passes for 21 yards (7.0 avg.), while also returning four kicks for 81 yards (20.3 avg.)

2018 (Baltimore 16/0, 1/0):

- Served as a key contributor on special teams appearing in 16 games and registering 22 kickoff returns for 491 yards (22.3 avg.). Also recorded a career-high 19 catches for 196 yards (10.3 avg.) and one touchdown
- Caught a five-yard touchdown pass and logged a season-high 92 kickoff return yards in Week 15 vs. Tampa Bay (12/16)

2017 (Baltimore 13/4):

- Played in 13 games (four starts) and posted single-season career highs in receiving yards (248) and touchdowns (three). Was also a key special teamer in which he returned 13 kickoffs for 346 yards (26.6 avg.)
- Contributed his first career touchdown reception in Week 7 at Minnesota (10/22)
- Posted a career-high 48 receiving yards on three receptions (16.0 avg.) and one touchdown in Week 14 at Pittsburgh (12/10)
- Caught a six-yard touchdown pass in Week 17 vs. Cincinnati (12/31) and also returned a kickoff 87 yards

2016 (Baltimore 15/0):

- Saw action in 15 games and totaled seven receptions for 46 yards (6.6 avg.) and seven kickoff returns for 162 yards (23.1 avg.) as a rookie
- Made his NFL debut in Week 1 vs. Buffalo (9/11) and caught one pass for 13 yards

COLLEGE:

- Played four seasons (2012-15) at the University of Cincinnati after redshirting in 2011
- Notched the eighth-best yards per reception average (21.1) in the country as a senior (2015) after compiling 39 receptions for 823 yards and seven touchdowns
- Posted 26 catches for 570 yards and six touchdowns as a junior (2014). Set the NCAA FBS record against Ohio State (9/27) for yards per reception average (73.7) when he totaled three receptions for 221 yards with all three



- catches scoring a touchdown (60, 83 and 78 yards)
- Caught 45 passes for 645 yards (14.3 avg.) and nine touchdowns in his sophomore year (2013)
- Totaled four receptions for 113 yards (28.3 avg.) and two touchdowns in his redshirt freshman season (2012)
- Redshirted his first year in 2011

PERSONAL:

- Attended Jefferson High School in Tampa, Fla.
- Led the school to an undefeated season and the Class 3A State Championship as a senior (2010) when he hauled in 49 catches for 1,500 yards (30.6 avg.) and 21 touchdowns
- Named Class 3A All-State Honorable Mention after his senior season

CHRIS MOORE'S NFL REGULAR SEASON RUSHING/RECEIVING STATISTICS

DATE	TEAM	GP	GS	RECEIVING					RUSHING				
				NO.	YDS.	AVG.	LG	TD	NO.	YDS.	AVG.	LG	TD
2016	Ravens	15	0	7	46	6.6	13	0	3	19	6.3	10	0
2017	Ravens	13	4	18	248	13.8	30t	3	2	-9	-4.5	-4	0
2018	Ravens	16	0	19	196	10.3	30	1	5	17	3.4	9	0
2019	Ravens	14	1	3	21	7.0	13	0	1	0	0.0	0	0
2020	Ravens	3	0	0	0	0.0	0	0	0	0	0.0	0	0
2021	Texans	12	1	21	227	10.8	67t	2	0	0	0.0	0	0
2022	Texans	7	2	14	171	12.2	52	2	1	2	2.0	2	0
NFL TOTALS		80	8	82	909	11.1	67T	8	12	29	2.4	10	0

CHRIS MOORE'S NFL POSTSEASON RUSHING/RECEIVING STATISTICS

DATE	TEAM	GP	GS	RECEIVING					RUSHING				
				NO.	YDS.	AVG.	LG	TD	NO.	YDS.	AVG.	LG	TD
2018	Ravens	1	0	0	0	0.0	0	0	0	0	0.0	0	0
2019	Ravens	1	0	0	0	0.0	0	0	0	0	0.0	0	0
2020	Ravens	1	0	0	0	0.0	0	0	0	0	0.0	0	0
NFL TOTALS		3	0	0	0	0.0	0	0	0	0	0.0	0	0

CHRIS MOORE'S NFL REGULAR SEASON RETURN STATISTICS

KICKOFF RETURNS							PUNT RETURNS					
DATE	TEAM	RET.	YDS.	AVG.	LG	TD	NO.	FC	YDS.	AVG.	LG	TD
2016	Ravens	7	162	23.1	34	0	0	0	0	0.0	0	0
2017	Ravens	13	346	26.6	87	0	0	0	0	0.0	0	0
2018	Ravens	22	491	22.3	39	0	0	0	0	0.0	0	0
2019	Ravens	4	81	20.3	26	0	0	0	0	0.0	0	0
2020	Ravens	0	0	0.0	0	0	0	0	0	0.0	0	0
2021	Texans	0	0	0.0	0	0	0	0	0	0.0	0	0
2022	Texans	0	0	0.0	0	0	0	0	0	0.0	0	0
NFL TOTALS		46	1,080	23.5	87	0	0	0	0	0.0	0	0

SINGLE-GAME HIGHS: RUSHING/RECEIVING

Rush Attempts 1 vs. Pittsburgh Steelers, Dec 29, 2019
...10 more at 1.

Rushing Yards 10 vs. Cleveland Browns, Nov 10, 2016

Longest Runs 10 vs. Cleveland Browns, Nov 10, 2016

Receptions 5 vs. New England Patriots, Oct 10, 2021

Receiving Yards 109 vs. New England Patriots, Oct 10, 2021

Receiving Average 21.8 vs. New England Patriots, Oct 10, 2021

Longest Receptions 67t vs. New England Patriots, Oct 10, 2021

Receiving TDs 1 at Las Vegas Raiders, Oct 23, 2022
...6 more at 1.

All-Purpose Yards 134 at Pittsburgh Steelers, Dec 10, 2017

Kickoff Returns 5 at Pittsburgh Steelers, Dec 10, 2017

Kickoff Return Yards 124 vs. Cincinnati Bengals, Dec 31, 2017

Longest Kickoff Return 87 vs. Cincinnati Bengals, Dec 31, 2017

Kickoff Return Average 41.3 vs. Cincinnati Bengals, Dec 31, 2017

Special Teams Tackles 2 at Jacksonville Jaguars, Dec 19, 2021
...1 more at 2.

Most TDs 1 vs. Philadelphia Eagles, Nov 03, 2022
...10 more at 1.

Miscellaneous Tackles 1 at Jacksonville Jaguars, Sep 25, 2016



SINGLE-GAME HIGHS - POSTSEASON: RUSHING/RECEIVING

Special Teams Tackles 2 vs. Los Angeles Chargers, Jan 06, 2019

Miscellaneous Tackles 1 vs. Los Angeles Chargers, Jan 06, 2019

100-YARD RECEIVING GAMES (1): REGULAR SEASON

DATE	TEAM	NO.	YDS.	AVG.	LG	TD
10/10/21	PATRIOTS	5	109	21.8	67t	1

2022 GAME-BY-GAME REGULAR-SEASON STATISTICS (TEXANS)

W	DATE	OPPONENT	P/S	RECEIVING					RUSHING					W/L/T	SCORE
				NO.	YDS.	AVG.	LG	TD	NO.	YDS.	AVG.	LG	TD		
01	09/11	Colts	P	3	31	10.3	11	0	0	0	0.0	0	0	T	20-20
02	09/18	at Broncos	P	2	14	7.0	9	0	0	0	0.0	0	0	L	9-16
03	09/25	at Bears	P	3	63	21.0	52	0	0	0	0.0	0	0	L	20-23
04	10/02	Chargers	S	0	0	0.0	0	0	0	0	0.0	0	0	L	24-34
05	10/09	at Jaguars							INACTIVE					W	13-6
07	10/23	at Raiders	P	2	20	10.0	13t	1	0	0	0.0	0	0	L	20-38
08	10/30	Titans	P	0	0	0.0	0	0	0	0	0.0	0	0	L	10-17
09	11/03	Eagles	S	4	43	10.8	25	1	1	2	2.0	2	0	L	17-29
2022 TOTALS			7-2	14	171	12.2	52	2	1	2	2.0	2	0	1-6-1	



JIMMY MORRISSEY

79
OFFENSIVE LINEMAN

Ht: 6-3

DOB: 6/9/1998

Texans Season: 2

Acquired: FA-'21

Wt: 303

College: Pittsburgh

NFL Season: 2

TRANSACTIONS: Selected by the Las Vegas Raiders with the second pick of the seventh round (230th overall) in the 2021 NFL Draft...Released by the Raiders on Aug. 31, 2021...Signed to the Raiders practice squad on Sept. 1, 2021...Released from the Raiders practice squad on Oct. 19, 2021...Signed with the Houston Texans on Oct. 20, 2021...Re-signed with the Texans on March 11, 2022...Waived by the Texans on the Aug. 30, 2022...Added to the Texans practice squad on Aug. 31, 2022...Signed to the Texans active roster on Sept. 21, 2022.

2022 (Houston 3/0):

- Started the season on the Texans practice squad
- Signed to the active roster before Week 3 and has appeared in two games

2021 (Houston 6/5):

- Played in six games (five starts) in his first season as a Texan, making five starts at center in place of injured OL Justin Britt
- Made his first career start and appearance on the offensive line at Miami (11/7)
- Was part of an offensive line that did not allow a sack as QB Tyrod Taylor completed 14-of-24 passes (58.3 percent) for 107 yards and a passer rating of 69.3, also recording two rushing touchdowns at Tennessee (11/21)
- Helped pave the way for a rushing attack that totaled 96 yards on 24 attempts, averaging 4.0 yards per carry vs. the N.Y. Jets (11/28)
- Earned his first career snaps on special teams at Jacksonville (12/19)
- Blocked for a rushing attack that gained a season-high 189 yards and two touchdowns on the ground, averaging 5.3 yards per carry vs. the L.A. Chargers (12/26)

COLLEGE:

- Played four seasons (2017-20) at the University of Pittsburgh in Pittsburgh, Pa., after redshirting as a true freshman walk-on in 2016
- Started all 47 games in his collegiate career, making 46 starts at center and one start at right guard
- As a redshirt senior, named recipient of the 2020 Burlsworth Trophy, annually presented to the most outstanding player in college football who began his career as a walk-on. Earned All-ACC honors for the third consecutive year, including first-team All-ACC recognition by the Associated Press and second-team All-ACC honors from the coaches and media
- In 2019, established himself as the top center in the ACC, not allowing a sack the entire season and was also rated as the Panthers' top run blocker. Earned first-team All-ACC honors and was a three-time Pro Football Focus ACC Team of the Week honoree
- Earned third-team All-ACC honors as a junior in 2018, becoming the first Pitt player at his position to earn such distinction
- Earned All-ACC Academic Football Team honors all four seasons that he played

PERSONAL:

- Attended La Salle College High School in Wyndmoor, Pa.
- Named a two-time All-Philadelphia Catholic League performer
- Named All-City by Philadelphia Daily News
- A three-year letterman, helping his high school to a 25-7 record during his varsity career, including a PCL title as a senior
- Selected to play in the Big 33 Football Classic

JIMMY MORRISSEY'S NFL REGULAR SEASON STATISTICS

DATE	TEAM	GP	GS
2021	Raiders	0	0
Went from Las Vegas to Houston.			
2021	Texans	6	5
2021	TOTAL	6	5
2022	Texans	3	0
NFL TOTALS		9	5



2022 GAME-BY-GAME REGULAR-SEASON STATISTICS (TEXANS)

W	DATE	OPPONENT	P/S		W/L/ T	SCORE
01	09/11	Colts		PRACTICE SQUAD	T	20-20
02	09/18	at Broncos		PRACTICE SQUAD	L	9-16
03	09/25	at Bears	P		L	20-23
04	10/02	Chargers	P		L	24-34
05	10/09	at Jaguars		DID NOT PLAY	W	13-6
07	10/23	at Raiders		DID NOT PLAY	L	20-38
08	10/30	Titans	P		L	10-17
09	11/03	Eagles		DID NOT PLAY	L	17-29
2022 TOTALS			3-0		1-6-1	



ERIC
MURRAY

23
DEFENSIVE BACK

Ht: 5-11
DOB: 1/7/1994

Wt: 199
College: Minnesota

Texans Season: 2 NFL Season: 7

Acquired: UFA-'20 (CLE)

TRANSACTIONS: Selected by the Kansas City Chiefs in the fourth round (106th overall) of the 2016 NFL Draft...Traded to the Cleveland Browns on April 1, 2019...Signed by the Houston Texans as an unrestricted free agent on March 21, 2020...Placed on the Reserve/COVID-19 List on Dec. 23, 2021...Activated from the Reserve/COVID-19 List on Dec. 29, 2021.

2022 (Houston 8/0):

- Has seven tackles (five solo) and seven special teams tackles (five solo) so far this season

2021 (Houston 16/11):

- Played in 16 games (11 starts) and totaled a career-high 73 defensive tackles (47 solo), also notching one interception, four passes defended and three special teams tackles (one solo)
- Started in the season opener vs. Jacksonville (9/12) and recorded six tackles (four solo)
- Notched five tackles (three solo) at Cleveland (9/19)
- Registered four tackles (three solo) vs. Carolina (9/23)
- Tied for second on the team in tackles with eight (five solo), also tallying his second career interception at Miami (11/7)
- Finished tied for second on the team with 11 tackles (six solo) while also tallying one pass defended at Tennessee (11/21). Broke up a pass intended for TE Anthony Firkser from QB Ryan Tannehill, forcing a turnover on downs in the fourth quarter
- Tied for first on the team with eight tackles (five solo) vs. the N.Y. Jets (11/28)
- Finished tied for fourth on the team with eight tackles (four solo), also notching one pass defended at Jacksonville (12/19)
- Placed second on the team with eight tackles (six solo), also tallying one pass defended at San Francisco (1/2/22)

2020 (Houston 14/14):

- Started 14 games in his first season with the Texans and notched his single-season high 71 total tackles (47 solo) while also adding 2.0 sacks, two tackles for loss, four quarterback hits, two passes defended and one forced fumble
- Started his first game as a Texan and totaled the second-most tackles in his career (seven) in the season opener at Kansas City (9/10)
- Recorded back-to-back games with at least seven total

tackles for the first time in his career vs. Baltimore (9/20)

- Totaled five solo tackles, one quarterback hit, one pass defended and the first forced fumble of his career at Pittsburgh (9/27)
- Finished with a career-high 11 total tackles (10 solo) and 2.0 sacks at Chicago (12/13). Became the fifth defensive back since 1994 with at least 11 total tackles and 2.0 sacks in a single game
- Notched five total tackles (three solo) and his second pass defended of the season at Indianapolis (12/20)

2019 (Cleveland 9/4):

- Saw action in nine games (four starts) with the Browns, finishing the season with 23 tackles (15 solo), three tackles for loss, 1.0 sack, one quarterback hit and one pass defended
- Missed Weeks 9-15 with an injury but returned in Week 16
- Played in every defensive snap and recorded a season-high five total tackles (three solo) and added one tackle for loss and one pass defended vs. the L.A. Rams (9/22)
- Logged the second sack of his career at New England (10/27), dropping Patriots QB Tom Brady for a loss of four yards to force a punt

2018 (Kansas City 15/9, 2/0):

- Appeared in 15 games and started in a career-high nine, notching a single-season career high in tackles with 55 and added his first career interception, one tackle for loss, one quarterback hit and two passes defended
- Posted a single-game career-high nine total tackles (four solo) at the L.A. Chargers (9/9)
- Registered six total tackles (five solo) and his first career interception at Denver (10/1), picking off Broncos QB Case Keenum in the third quarter

2017 (Kansas City 14/2, 1/0):

- Played in 14 games (two starts) and logged 30 total tackles (26 solo), 1.0 sack, two tackles for loss, one quarterback hit and a single-season career-high five passes defended. Added six special teams tackles
- Registered a single-game career high with two passes defended vs. Philadelphia (9/17), and added a season-high six total tackles
- Notched his first career tackle for loss and added four solo tackles vs. Washington (10/2)



- ✦ Made his first career start at Houston (10/8) and recorded one solo tackle on defense and one tackle on special teams
- ✦ Logged his first career sack against the L.A. Chargers (12/16), bringing down QB Philip Rivers for a loss of nine yards that forced a Chargers punt. Added two total tackles, one tackle for loss and one quarterback hit in the contest

2016 (Kansas City 16/0, 1/0):

- ✦ Appeared in all 16 games of his rookie season, primarily on special teams
- ✦ Notched three total tackles (three solo) and one fumble recovery on defense, while adding six solo tackles on special teams

COLLEGE:

- ✦ Played in 52 games (39 starts) at the University of Minnesota in Minneapolis and racked up 192 tackles, two

interceptions, 24 passes defended, three forced fumbles, three fumble recoveries and two blocked kicks

- ✦ Earned All-Big Ten second team honors as a junior and All-Big Ten third-team honors as a senior Received the Carl Eller Award (team's top defensive player) in 2015 and was named the team's Defensive Back of the Year

PERSONAL:

- ✦ Attended Riverside University High School in Milwaukee, where he played on both sides of the ball at running back and cornerback
- ✦ As a senior, rushed for 444 yards and six touchdowns, while tallying 434 receiving yards and five receiving touchdowns on offense and three interceptions on defense
- ✦ Earned first-team all-state honors as a defensive back, helping Riverside to an 11-2 record and a city championship in 2011

ERIC MURRAY'S NFL REGULAR SEASON DEFENSIVE STATISTICS

DATE	TEAM	GP	GS	TACKLES						QBH	INTERCEPTIONS					FUMBLES				ST					MISC	
				TK	S	A	TFL	YDS	SK	YDS	NO	YDS	LG	TD	PD	FF	FR	TD	YDS	TK	S	A	FF	FR	S	A
2016	Chiefs	16	0	3	3	0	0	0	0.0	0.0	0	0	0	0	0	0	1	0	0	6	6	0	0	0	0	0
2017	Chiefs	14	2	30	26	4	2	13	1.0	9.0	1	0	0	0	5	0	0	0	0	6	5	1	0	0	0	0
2018	Chiefs	15	9	55	43	12	1	11	0.0	0.0	1	1	0	0	2	0	0	0	0	0	0	0	0	0	0	0
2019	Browns	9	4	23	15	8	3	8	1.0	4.0	1	0	0	0	1	0	0	0	0	1	0	1	0	0	0	0
2020	Texans	14	14	71	47	24	2	18	2.0	18.0	4	0	0	0	2	1	0	0	0	0	0	0	0	0	0	0
2021	Texans	16	11	73	47	26	0	0	0.0	0.0	0	1	0	0	4	0	0	0	0	3	1	2	0	0	0	0
2022	Texans	8	0	7	5	2	0	0	0.0	0.0	0	0	0	0	0	0	0	0	0	7	5	2	0	0	0	0
NFL TOTALS		92	40	262	186	76	8	50	4.0	31.0	7	2	0	0	14	1	1	0	0	23	17	6	0	0	0	0

ERIC MURRAY'S NFL POSTSEASON DEFENSIVE STATISTICS

DATE	TEAM	GP	GS	TACKLES						QBH	INTERCEPTIONS					FUMBLES				ST					MISC	
				TK	S	A	TFL	YDS	SK	YDS	NO	YDS	LG	TD	PD	FF	FR	TD	YDS	TK	S	A	FF	FR	S	A
2016	Chiefs	1	0	0	0	0	0	0	0.0	0.0	0	0	0	0	0	0	0	0	0	1	1	0	0	0	0	0
2017	Chiefs	1	0	1	1	0	0	0	0.0	0.0	0	0	0	0	0	0	0	0	0	0	0	0	0	0	0	0
2018	Chiefs	2	0	7	5	2	0	0	0.0	0.0	0	0	0	0	0	0	0	0	0	3	2	1	0	0	0	0
NFL TOTALS		4	0	8	6	2	0	0	0.0	0.0	0	0	0	0	0	0	0	0	0	4	3	1	0	0	0	0

SINGLE-GAME HIGHS: DEFENSIVE

Total Tackles 11 at Tennessee Titans, Nov 21, 2021
...1 more at 11.

Solo Tackles 10 at Chicago Bears, Dec 13, 2020

Sacks 2.0 at Chicago Bears, Dec 13, 2020

Passes Defensed 2 vs. Philadelphia Eagles, Sep 17, 2017

Forced Fumbles 1 at Pittsburgh Steelers, Sep 27, 2020

Fumble Recoveries 1 vs. New York Jets, Sep 25, 2016

Tackles For Loss 2 at Chicago Bears, Dec 13, 2020
...1 more at 2.

Interceptions 1 at Miami Dolphins, Nov 07, 2021
...1 more at 1.

Special Teams Tackles 2 at Chicago Bears, Sep 25, 2022

SINGLE-GAME HIGHS - POSTSEASON: DEFENSIVE

Total Tackles 5 vs. Indianapolis Colts, Jan 12, 2019

Solo Tackles 3 vs. Indianapolis Colts, Jan 12, 2019

Special Teams Tackles 2 vs. Indianapolis Colts, Jan 12, 2019



2022 GAME-BY-GAME REGULAR-SEASON STATISTICS (TEXANS)

			TACKLES								INTERCEPTIONS					FUMBLES					ST					MISC				
W	DATE	OPPONENT	P/S	TK	S	A	SK	YDS	TFL	YDS	QBH	NO	YDS	LG	TD	PD	FF	FR	TD	YDS	TK	S	A	FF	FR	S	A	W/L	SCORE	
01	09/11	Colts	P	0	0	0	0.0	0.0	0	0	0	0	0	0	0	0	0	0	0	0	0	0	0	0	0	0	0	T	20-20	
02	09/18	at Broncos	P	0	0	0	0.0	0.0	0	0	0	0	0	0	0	0	0	0	0	0	0	1	0	1	0	0	0	L	9-16	
03	09/25	at Bears	P	0	0	0	0.0	0.0	0	0	0	0	0	0	0	0	0	0	0	0	0	2	2	0	0	0	0	L	20-23	
04	10/02	Chargers	P	0	0	0	0.0	0.0	0	0	0	0	0	0	0	0	0	0	0	0	0	0	0	0	0	0	0	L	24-34	
05	10/09	at Jaguars	P	0	0	0	0.0	0.0	0	0	0	0	0	0	0	0	0	0	0	0	0	1	1	0	0	0	0	W	13-6	
07	10/23	at Raiders	P	0	0	0	0.0	0.0	0	0	0	0	0	0	0	0	0	0	0	0	0	2	1	1	0	0	0	L	20-38	
08	10/30	Titans	P	6	5	1	0.0	0.0	0	0	0	0	0	0	0	0	0	0	0	0	0	1	1	0	0	0	0	L	10-17	
09	11/03	Eagles	P	1	0	1	0.0	0.0	0	0	0	0	0	0	0	0	0	0	0	0	0	0	0	0	0	0	0	L	17-29	
2022 TOTALS			8-0	7	5	2	0.0	0.0	0	0	0	0	0	0	0	0	0	0	0	0	0	7	5	2	0	0	0	0	1-6-1	



STEVEN
NELSON

21
DEFENSIVE BACK

Ht: 5-11

DOB: 1/22/1993

Texans Season: 1

Acquired: UFA-'22 (PHI)

Wt: 194

College: Oregon State

NFL Season: 8

TRANSACTIONS: Selected by the Kansas City Chiefs in the third round (98th overall) of the 2015 NFL Draft...Signed as an unrestricted free agent with the Pittsburgh Steelers on March 13, 2019...Released by the Steelers on March 23, 2021...Signed with the Philadelphia Eagles on July 25, 2021...Signed with the Houston Texans as an unrestricted free agent on April 14, 2022.

2022 (Houston 8/8):

- Has 36 tackles (28 solo), 1.0 sack, one tackle for loss, one quarterback hit, five passes defended, one forced fumble and one interception on the season
- Started and totaled five tackles (four solo) and two passes defended in his Texans debut vs. Indianapolis (9/11)
- Appeared in his 100th career NFL game, finishing with five tackles (four solo), one tackle for loss and one pass defended at Denver (9/18)
- Recorded the ninth interception of his career and returned it for 33 yards vs. Tennessee (10/30)
- Posted his first career sack and second career forced fumble vs. Philadelphia (11/3)

2021 (Philadelphia 16/16, 1/1):

- Started every game he appeared in and totaled 50 tackles (34 solo), one interception and seven passes defended
- Made a season-high seven tackles (three solo) in the season opener at Atlanta (9/12)
- Intercepted a pass from QB Sam Darnold to secure the win at Carolina (10/10). Also notched three tackles (two solo) and a season-high two passes defended
- Recorded six tackles (four solo) and one pass defended at the N.Y. Giants (11/28)
- Started in the Wild Card Round at Tampa Bay (1/16/22) and made four tackles (two solo) and one pass defended

2020 (Pittsburgh 15/15, 1/1):

- Started 15 games and amassed 54 tackles (48 solo), two interceptions, two tackles for loss, one fumble recovery and nine passes defended
- Recorded a single-game career-high two interceptions from Carson Wentz, also tallying six tackles (five solo) and two passes defended vs. Philadelphia (10/11)
- Recovered a fumble from Tee Higgins and made two tackles (both solo) and one pass defended vs. Cincinnati (11/15)
- Logged a season-high three passes defended and tallied six tackles (five solo) at Buffalo (12/13)

- Started in the Wild Card Round vs. Cleveland (1/10/21) and notched six tackles (five solo)

2019 (Pittsburgh 15/15):

- Totaled 61 tackles (52 solo), one interception, one fumble recovery and eight passes defended
- Logged seven tackles (six solo) and one pass defended vs. Seattle (9/15)
- Recovered a fumble from Mark Walton and made one solo tackle vs. Miami (10/28)
- Intercepted a pass from Josh Allen and returned it 33 yards, also making six tackles (all solo) and one pass defended vs. Buffalo (12/15)
- Notched a season-high two passes defended and posted four tackles (all solo) at Baltimore (12/29)

2018 (Kansas City 16/16, 2/2):

- Amassed a career-high 68 tackles (58 solo), four interceptions, two tackles for loss and 15 passes defended
- Posted eight tackles (four solo) and one pass defended in the season opener at the L.A. Chargers (9/9)
- Recorded his first interception of the season as well as three tackles (two solo) and two passes defended vs. Jacksonville (10/7)
- Logged eight tackles (all solo), one interception and one pass defended at Cleveland (11/4)
- Notched three passes defended and tallied an interception for a 35-yard return vs. Arizona (11/11)
- Started the Divisional Round contest vs. Indianapolis (1/12/19) and made two tackles (both solo) and one pass defended
- Started the AFC Championship Game vs. New England (1/20/19) and totaled three tackles (all solo) and one pass defended

2017 (Kansas City 9/7, 1/1):

- Finished with 41 tackles (33 solo), two tackles for loss, one forced fumble and four passes defended
- Posted five tackles (all solo) and a season-high two passes defended at the N.Y. Giants (11/19)
- Totaled a season-high nine tackles (seven solo) and made one tackle for loss at the N.Y. Jets (12/3)
- Posted four tackles (three solo), one tackle for loss, one forced fumble and one pass defended vs. Oakland (12/10)
- Started in the Wild Card Round vs. Tennessee (1/6/18) and made three tackles (two solo) and one pass defended



2016 (Kansas City 15/15, 1/1):

- ✎ Totaled 64 tackles (58 solo), one quarterback hit, four tackles for loss, two fumble recoveries and 16 passes defended
- ✎ Recorded eight tackles (all solo) and one tackle for loss in the season opener vs. San Diego (9/11)
- ✎ Notched a season-high nine tackles (eight solo) vs. New Orleans (10/23)
- ✎ Made two stops (both solo), one quarterback hit, one fumble recovery and three passes defended vs. Jacksonville (11/6)
- ✎ Posted six tackles (four solo), one tackle for loss and one pass defended at Carolina (11/13)
- ✎ Recovered a fumble, logged one pass defended and made seven tackles (all solo) vs. Tampa Bay (11/20)
- ✎ Notched eight tackles (seven solo), one tackle for loss and one pass defended vs. Tennessee (12/18)
- ✎ Made his first career postseason start in the Divisional Round vs. Pittsburgh (1/15/17) and tallied five tackles (four solo)

2015 (Kansas City 12/0, 2/0):

- ✎ Played in 12 regular season games and two postseason contests in his first NFL season, mostly appearing on special teams and amassing seven special teams tackles (all solo)
- ✎ Played in his first NFL game vs. Chicago (10/11)
- ✎ Recorded his first career special teams tackle at Minnesota (10/18)
- ✎ Logged his first career tackle on defense vs. Pittsburgh (10/25)
- ✎ Posted a season-high three special teams tackles (all solo) vs. Buffalo (11/29)
- ✎ Played in his first postseason game in the Wild Card Round at Houston (1/9/16) and notched his first career

pass defended

COLLEGE:

- ✎ Played two seasons (2013-14) at Oregon State University in Corvallis, Ore., following a two-year junior college stint (2011-12) at College of the Sequoias in Visalia, Calif.
- ✎ Earned Pac-12 All-Conference Second Team honors following his senior campaign (2014) in which he posted 60 tackles (37 solo), two interceptions, two tackles for loss and eight passes defended
- ✎ Started the final nine games of his first season at Oregon State (2013) and tallied 62 tackles (48 solo), six touchdowns including one pick-six and eight passes defended
- ✎ Played junior college football at College of the Sequoias and made 71 tackles, 19 passes defended and six interceptions through two seasons, earning All-Northern California Football Association recognition
- ✎ Was rated as the second-best junior college cornerback by 247Sports before arriving at Oregon State
- ✎ Also participated in track on the 4x100 relay team in junior college

PERSONAL:

- ✎ Attended Northside High School in Warner Robins, Ga., where he was an All-Middle Georgia selection as a returner as a senior after returning seven punts for touchdowns
- ✎ Also earned All-Middle Georgia honors as a defensive back his senior year with 30 tackles and seven interceptions
- ✎ Participated in track in high school as part of the 4x100 relay team that finished first place in the country
- ✎ Son of Steven Nelson, Sr. and Ylencia Jackson, and is the father of his son, Steven Nelson III

STEVEN NELSON'S NFL REGULAR SEASON DEFENSIVE STATISTICS

DATE	TEAM	GP	GS	TACKLES								QBH	INTERCEPTIONS					FUMBLES				ST					MISC	
				TK	S	A	TFL	YDS	SK	YDS			NO	YDS	LG	TD	PD	FF	FR	TD	YDS	TK	S	A	FF	FR	S	A
2015	Chiefs	12	0	1	1	0	0	0	0.0	0.0	0	0	0	0	0	0	0	0	0	7	7	0	0	0	0	0		
2016	Chiefs	15	15	64	58	6	4	5	0.0	0.0	1	0	0	0	0	16	0	2	0	0	1	1	0	0	0	0		
2017	Chiefs	9	6	41	33	8	2	2	0.0	0.0	0	0	0	0	0	4	1	0	0	0	0	0	0	0	0			
2018	Chiefs	16	16	68	58	10	2	4	0.0	0.0	0	4	53	35	0	15	0	0	0	0	0	0	0	0	0			
2019	Steelers	15	15	61	52	9	0	0	0.0	0.0	0	1	33	33	0	8	0	1	0	0	0	0	0	0	0			
2020	Steelers	15	15	48	43	5	2	1	0.0	0.0	0	2	3	3	0	9	0	1	0	0	0	0	0	0	0			
2021	Eagles	16	16	50	34	16	0	0	0.0	0.0	0	1	4	4	0	7	0	0	0	0	0	0	0	0	0			
2022	Texans	8	8	36	28	8	1	4	1.0	7.0	1	1	33	33	0	5	1	0	0	0	0	0	0	0	0			
NFL TOTALS		106	91	369	307	62	11	16	1.0	7.0	2	9	126	35	0	64	2	4	0	0	8	8	0	0	0	0		

STEVEN NELSON'S NFL POSTSEASON DEFENSIVE STATISTICS

DATE	TEAM	GP	GS	TACKLES								QBH	INTERCEPTIONS					FUMBLES				ST					MISC	
				TK	S	A	TFL	YDS	SK	YDS			NO	YDS	LG	TD	PD	FF	FR	TD	YDS	TK	S	A	FF	FR	S	A
2015	Chiefs	2	0	0	0	0	0	0.0	0.0	0	0	0	0	0	0	1	0	0	0	0	0	0	0	0	0	0	0	0
2016	Chiefs	1	1	5	4	1	0	0	0.0	0.0	0	0	0	0	0	0	0	0	0	0	0	0	0	0	0	0	0	0
2017	Chiefs	1	1	3	2	1	0	0	0.0	0.0	0	0	0	0	0	1	0	0	0	0	0	0	0	0	0	0	0	0
2018	Chiefs	2	2	5	5	0	0	0	0.0	0.0	0	0	0	0	0	2	0	0	0	0	0	0	0	0	0	0	0	0
2020	Steelers	1	1	6	5	1	0	0	0.0	0.0	0	0	0	0	0	0	0	0	0	0	0	0	0	0	0	0	0	0
2021	Eagles	1	1	4	2	2	0	0	0.0	0.0	0	0	0	0	0	1	0	0	0	0	0	0	0	0	0	0	0	0
NFL TOTALS		8	6	23	18	5	0	0	0.0	0.0	0	0	0	0	0	5	0	0	0	0	0	0	0	0	0	0	0	0



SINGLE-GAME HIGHS: DEFENSIVE

Total Tackles	9 at New York Jets, Dec 03, 2017 ...1 more at 9.	Fumble Recoveries	1 vs. Cincinnati Bengals, Nov 15, 2020 ...3 more at 1.
Solo Tackles	8 at Cleveland Browns, Nov 04, 2018 ...2 more at 8.	Tackles For Loss	1 at Denver Broncos, Sep 18, 2022 ...10 more at 1.
Sacks	1.0 vs. Philadelphia Eagles, Nov 03, 2022	Interceptions	2 vs. Philadelphia Eagles, Oct 11, 2020
Passes Defensed	3 at Buffalo Bills, Dec 13, 2020 ...5 more at 3.	Interception Return Yards	35 vs. Arizona Cardinals, Nov 11, 2018
Forced Fumbles	1 vs. Philadelphia Eagles, Nov 03, 2022 ...1 more at 1.	Special Teams Tackles	3 vs. Buffalo Bills, Nov 29, 2015

SINGLE-GAME HIGHS - POSTSEASON: DEFENSIVE

Total Tackles	6 vs. Cleveland Browns, Jan 10, 2021	Passes Defensed	1 at Tampa Bay Buccaneers, Jan 16, 2022 ...4 more at 1.
Solo Tackles	5 vs. Cleveland Browns, Jan 10, 2021		

2022 GAME-BY-GAME REGULAR-SEASON STATISTICS (TEXANS)

			TACKLES								INTERCEPTIONS					FUMBLES				ST				MISC					
W	DATE	OPPONENT	P/S	TK	S	A	SK	YDS	TFL	YDS	QBH	NO	YDS	LG	TD	PD	FF	FR	TD	YDS	TK	S	A	FF	FR	S	A	W/L	SCORE
01	09/11	Colts	S	5	4	1	0.0	0.0	0	0	0	0	0	0	0	2	0	0	0	0	0	0	0	0	0	0	0	T	20-20
02	09/18	at Broncos	S	5	4	1	0.0	0.0	1	4	0	0	0	0	0	1	0	0	0	0	0	0	0	0	0	0	0	L	9-16
03	09/25	at Bears	S	5	2	3	0.0	0.0	0	0	0	0	0	0	0	0	0	0	0	0	0	0	0	0	0	0	0	L	20-23
04	10/02	Chargers	S	7	6	1	0.0	0.0	0	0	0	0	0	0	0	0	0	0	0	0	0	0	0	0	0	0	0	L	24-34
05	10/09	at Jaguars	S	5	4	1	0.0	0.0	0	0	0	0	0	0	0	0	0	0	0	0	0	0	0	0	0	0	0	W	13-6
07	10/23	at Raiders	S	2	1	1	0.0	0.0	0	0	0	0	0	0	0	1	0	0	0	0	0	0	0	0	0	0	0	L	20-38
08	10/30	Titans	S	2	2	0	0.0	0.0	0	0	0	1	33	33	0	1	0	0	0	0	0	0	0	0	0	0	0	L	10-17
09	11/03	Eagles	S	5	5	0	1.0	7.0	0	0	1	0	0	0	0	0	1	0	0	0	0	0	0	0	0	0	0	L	17-29
2022 TOTALS			8-8	36	28	8	1.0	7.0	1	4	1	1	33	33	0	5	1	0	0	0	0	0	0	0	0	0	0	1-6-1	

2021 GAME-BY-GAME POSTSEASON STATISTICS (EAGLES)

W	DATE	OPPONENT	P/S	TACKLES								INTERCEPTIONS					FUMBLES				ST					MISC		W/L	SCORE
				TK	S	A	SK	YDS	TFL	YDS	QBH	NO	YDS	LG	TD	PD	FF	FR	TD	YDS	TK	S	A	FF	FR	S	A		
01	01/16	at Buccaneers	S	4	2	2	0.0	0.0	0	0	0	0	0	0	0	1	0	0	0	0	0	0	0	0	0	0	0	L	15-31
2021 TOTALS				1-1	4	2	2	0.0	0.0	0	0	0	0	0	0	1	0	0	0	0	0	0	0	0	0	0	0	0-1	



DARE OGUNBOWALE

33
RUNNING BACK

Ht: 5-11

DOB: 5/4/1994

Texans Season: 1

Acquired: FA-'22

Wt: 205

College: Wisconsin

NFL Season: 4

TRANSACTIONS: Signed with the Houston Texans as a college free agent on May 16, 2017...Released by the Texans on Sept. 2, 2017...Signed to the Texans practice squad on Sept. 3, 2017...Released from the Texans practice squad on Oct. 6, 2017...Signed to the Tampa Bay Buccaneers practice squad on Nov. 29, 2017...Released from the Buccaneers practice squad on Dec. 6, 2017...Signed to the Washington Commanders practice squad on Dec. 12, 2017...Elevated to the Commanders active roster on Dec. 22, 2017...Released by the Commanders on March 6, 2018...Signed by the Buccaneers on Aug. 2, 2018...Released by the Buccaneers on Sept. 1, 2018...Signed to the Buccaneers practice squad on Sept. 2, 2018...Released from the Buccaneers practice squad on Oct. 16, 2018...Signed to the Buccaneers practice squad on Oct. 30, 2018...Elevated to the Buccaneers active roster on Nov. 13, 2018...Released by the Buccaneers on Nov. 30, 2018...Signed to the Buccaneers practice squad on Dec. 4, 2018...Signed with the Buccaneers on Dec. 31, 2018...Released by the Buccaneers on Sept. 4, 2020...Signed by the Jacksonville Jaguars on Sept. 10, 2020...Signed an extension with the Jaguars on April 19, 2021...Signed with the Texans on March 23, 2022.

2022 (Houston 8/0):

- Has played in eight games thus far, appearing mostly on special teams
- Opened the season on the Texans active roster, playing 21 special teams snaps in Week 1 vs. Indianapolis (9/11)
- Rushed the ball one time for eight yards while catching five passes for 54 yards (10.8 avg.) at Las Vegas (10/23)
- Recovered a fumble forced by DB Tremon Smith while covering a Texans punt in the first quarter vs. Tennessee (10/3)

2021 (Jacksonville 17/2):

- Handled a career-high 43 carries and rushed for 137 yards (3.2 avg.) and one touchdown, also catching 13 passes for 114 yards (8.8 avg.) and a score
- Logged a career-high 17 carries and tallied 57 rushing yards (3.4 avg.) and one touchdown as well as two receptions for 15 yards at the N.Y. Jets (12/26)
- Made his first start of the season and rushed nine times for 36 yards (4.0 avg.) and caught two passes for 32 yards and his first career receiving touchdown at New England (1/2/22)
- Started at Indianapolis (1/9/22) and rushed 11 times for 30 yards (2.7 avg.) and notched three receptions for 25 yards (8.3 avg.)

2020 (Jacksonville 14/2):

- Totaled a career-high 145 rushing yards on 32 carries (4.5 avg.) and caught 10 passes for 54 yards (5.4 avg.)
- Logged his first carry of the season at Minnesota (12/6), rushing twice for seven yards (3.5 avg.)
- Made his first start of the season and rushed 14 times for a career-high 71 yards (5.1 avg.) and tallied three receptions for seven yards (2.3 avg.) vs. Chicago (12/27)
- Rushed 14 times for 50 yards (3.6 avg.) and tallied a season-high four receptions for 22 yards (5.5 avg.) at Indianapolis (1/3/21)

2019 (Tampa Bay 16/0):

- Played in all 16 games for the first time in his career and posted his first career rushing attempts and receptions, totaling 11 carries for 17 yards and two touchdowns and 35 receptions for 286 yards
- Served as the team's special teams captain

2018 (Tampa Bay 2/0):

- Spent time on the Buccaneers practice squad before appearing in two games, making his season debut at the N.Y. Giants (11/18)

2017 (Washington 2/0):

- Added depth on the Washington practice squad before making his NFL debut vs. Denver (12/24)
- Appeared in the season finale at the N.Y. Giants (12/31)

COLLEGE:

- Played four seasons (2013-16) at the University of Wisconsin in Madison, Wis.
- Lettered for the fourth consecutive year after appearing in all 14 games as a senior (2016), rushing 91 times for 506 yards and five touchdowns and catching 24 passes for 208 yards and a score
- Played in all 13 games with 10 starts as a junior (2015) and was the team's leading rusher with 194 carries for 819 yards and seven touchdowns, also catching 36 passes for 299 yards and a score
- Appeared in all 14 games as a sophomore (2014) and switched from cornerback to running back
- Played in eight games on special teams as a redshirt freshman (2013)

PERSONAL:

- Attended Marquette University High School in Milwaukee,



where he was a team captain and was named all-conference at defensive back as a senior after recording 38 tackles, two interceptions, two forced fumbles and two fumble recoveries

- Also lettered in basketball and track
- Was a two-time basketball defensive player of the year
- Sister, Arike, was a three-time Wisconsin state player of

the year in girls' basketball and a McDonald's All-American in high school who went on to play basketball at Notre Dame

- Cousin, Diamond Stone, was named Wisconsin state player of the year in boys' basketball and played at Maryland in 2015-16 before being selected in the 2016 NBA Draft

DARE OGUNBOWALE'S NFL REGULAR SEASON RUSHING/RECEIVING STATISTICS

DATE	TEAM	GP	GS	RUSHING					RECEIVING				
				NO.	YDS.	AVG.	LG	TD	NO.	YDS.	AVG.	LG	TD
2017	Texans	0	0	0	0	0.0	0	0	0	0	0.0	0	0
Went from Houston to Washington .													
2017	Redskins	2	0	0	0	0.0	0	0	0	0	0.0	0	0
2017	TOTAL	2	0	0	0	0.0	0	0	0	0	0.0	0	0
2018	Buccaneers	2	0	0	0	0.0	0	0	0	0	0.0	0	0
2019	Buccaneers	16	0	11	17	1.5	12	2	35	286	8.2	21	0
2020	Jaguars	14	2	32	145	4.5	25	0	10	54	5.4	12	0
2021	Jaguars	17	2	43	137	3.2	12	1	13	114	8.8	28t	1
2022	Texans	8	0	1	8	8.0	8	0	6	54	9.0	23	0
NFL TOTALS		59	4	87	307	3.5	25	3	64	508	7.9	28T	1

DARE OGUNBOWALE'S NFL REGULAR SEASON RETURN STATISTICS

KICKOFF RETURNS							PUNT RETURNS					
DATE	TEAM	RET.	YDS.	AVG.	LG	TD	NO.	FC	YDS.	AVG.	LG	TD
2017	Texans	0	0	0.0	0	0	0	0	0	0.0	0	0
Went from Houston to Washington .												
2017	Redskins	0	0	0.0	0	0	0	0	0	0.0	0	0
2017	TOTAL	0	0	0.0	0	0	0	0	0	0.0	0	0
2018	Buccaneers	7	137	19.6	25	0	0	0	0	0.0	0	0
2019	Buccaneers	12	223	18.6	26	0	0	0	0	0.0	0	0
2020	Jaguars	0	6	0.0	6	0	0	0	0	0.0	0	0
2021	Jaguars	0	0	0.0	0	0	0	0	0	0.0	0	0
2022	Texans	0	0	0.0	0	0	0	0	0	0.0	0	0
NFL TOTALS		19	366	19.3	26	0	0	0	0	0.0	0	0

SINGLE-GAME HIGHS: RUSHING/RECEIVING

Rush Attempts 17 at New York Jets, Dec 26, 2021
Rushing Yards 71 vs. Chicago Bears, Dec 27, 2020
Rushing Average 5.1 vs. Chicago Bears, Dec 27, 2020
Longest Runs 25 vs. Chicago Bears, Dec 27, 2020
Rushing TDs 1 at New York Jets, Dec 26, 2021
 ...2 more at 1.
Receptions 5 at Las Vegas Raiders, Oct 23, 2022
 ...1 more at 5.
Receiving Yards 54 at Las Vegas Raiders, Oct 23, 2022
Receiving Average 11.3 vs. Houston Texans, Dec 21, 2019
Longest Receptions 28t at New England Patriots, Jan 02, 2022

Receiving TDs 1 at New England Patriots, Jan 02, 2022
All-Purpose Yards 137 at New York Giants, Nov 18, 2018
Kickoff Returns 7 at New York Giants, Nov 18, 2018
Kickoff Return Yards 137 at New York Giants, Nov 18, 2018
Longest Kickoff Return 26 vs. Indianapolis Colts, Dec 08, 2019
Kickoff Return Average 20.3 vs. Atlanta Falcons, Dec 29, 2019
Special Teams Tackles 2 at Jacksonville Jaguars, Oct 09, 2022
 ...5 more at 2.
Most TDs 1 at New England Patriots, Jan 02, 2022
 ...3 more at 1.
Miscellaneous Tackles 1 vs. Pittsburgh Steelers, Nov 22, 2020
 ...1 more at 1.



2022 GAME-BY-GAME REGULAR-SEASON STATISTICS (TEXANS)

W	DATE	OPPONENT	P/S	RUSHING					RECEIVING					W/L/T	SCORE
				NO.	YDS.	AVG.	LG	TD	NO.	YDS.	AVG.	LG	TD		
01	09/11	Colts	P	0	0	0.0	0	0	0	0	0.0	0	0	T	20-20
02	09/18	at Broncos	P	0	0	0.0	0	0	0	0	0.0	0	0	L	9-16
03	09/25	at Bears	P	0	0	0.0	0	0	0	0	0.0	0	0	L	20-23
04	10/02	Chargers	P	0	0	0.0	0	0	0	0	0.0	0	0	L	24-34
05	10/09	at Jaguars	P	0	0	0.0	0	0	0	0	0.0	0	0	W	13-6
07	10/23	at Raiders	P	1	8	8.0	8	0	5	54	10.8	23	0	L	20-38
08	10/30	Titans	P	0	0	0.0	0	0	1	0	0.0	0	0	L	10-17
09	11/03	Eagles	P	0	0	0.0	0	0	0	0	0.0	0	0	L	17-29
2022 TOTALS			8-0	1	8	8.0	8	0	6	54	9.0	23	0	1-6-1	



OGBORNIA OKORONKWO

45

DEFENSIVE LINEMAN

Ht: 6-2

DOB: 4/24/1995

Texans Season: 1

Acquired: UFA-'22 (LAR)

Wt: 253

College: Oklahoma

NFL Season: 5

TRANSACTIONS: Selected by the Los Angeles Rams in the fifth round (160th overall) of the 2018 NFL Draft...Placed on the Physically Unable to Perform List (foot) on Sept. 1, 2018...Activated from the Physically Unable to Perform List on Nov. 5, 2018...Placed on the Reserve/COVID-19 List on Dec. 16, 2021...Activated from the Reserve/COVID-19 List on Dec. 22, 2021...Signed with the Houston Texans as an unrestricted free agent on March 23, 2022.

2022 (Houston 8/0):

- Has 12 tackles (eight solo) and three quarterback hits on the 2022 season
- Made his first career appearance as a Texan while recording one solo tackle and one quarterback hit vs. Indianapolis (9/11)

2021 (L.A. Rams 13/0, 4/0):

- Registered career highs in games played (13), tackles (15 total, nine solo), sacks (2.0), quarterback hits (six), tackles for loss (three) and forced fumbles (two)
- Logged a strip-sack on Daniel Jones for his first career forced fumble at the N.Y. Giants (10/17)
- Posted three tackles (one solo), half a sack and one quarterback hit at Houston (10/31)
- Forced a fumble from Mercedes Lewis for his second career forced fumble at Green Bay (11/28)
- Contributed three tackles (two solo) in the postseason en route to his first Super Bowl championship, including one quarterback hit and one pass defended in the Divisional Round at Tampa Bay (1/23/22)

2020 (L.A. Rams 10/0, 2/0):

- Appeared in 10 regular season contests and tallied 10 tackles (six solo), 1.0 sack, three quarterback hits, one tackle for loss and one pass defended
- Posted a season-high three tackles (one solo) at Philadelphia (9/20)
- Recorded his first sack of the season vs. the N.Y. Giants (10/4), also notching two solo tackles, one quarterback hit, one tackle for loss and one pass defended
- Played in his first career postseason contest in the Wild Card Round at Seattle (1/9/21) and posted one solo tackle and one quarterback hit

- Registered a quarterback hit in the Divisional Round at Green Bay (1/16/21)

2019 (L.A. Rams 10/0):

- Played in his first NFL game vs. San Francisco (10/13)
- Registered his first career tackle at Atlanta (10/20), finishing with two tackles (one solo) and one quarterback hit
- Posted two tackles (one solo), 1.5 sacks, two quarterback hits and one tackle for loss vs. Cincinnati (10/27)

2018 (L.A. Rams 0/0):

- Placed on the Physically Unable to Perform List to start the 2018 season due to foot surgery he had in the offseason

COLLEGE:

- Played four seasons (2014-17) at the University of Oklahoma in Norman, Okla., where he recorded 21.0 career sacks to rank second in Oklahoma history by a linebacker and tied for seventh overall
- Named first-team All-American by Walter Camp and second-team All-American by AP, FWAA and Sporting News, a semifinalist for the Bednarik Award, co-Big 12 Defensive Player of the Year recognition and first-team All-Big 12 as a senior (2017)
- Ranked second in the Big 12 with 17.5 tackles for loss and third with 8.0 sacks as a senior
- Named second-team All-Big 12 as a junior (2016) and posted 9.0 sacks, tied for the most in Oklahoma single-season history by a linebacker
- Played in nine games as a sophomore (2015) and posted 2.0 sacks
- Appeared in 11 games as a freshman (2014) and totaled eight tackles and 2.0 sacks
- Redshirted his first season (2013) at Oklahoma

PERSONAL:

- Attended Alief Taylor High School in Houston
- Was rated as the No. 15 defensive end in the country by 247Sports



OGBONNIA OKORONKWO'S NFL REGULAR SEASON DEFENSIVE STATISTICS

DATE	TEAM	GP	GS	TACKLES								INTERCEPTIONS					FUMBLES				ST					MISC	
				TK	S	A	TFL	YDS	SK	YDS	QBH	NO	YDS	LG	TD	PD	FF	FR	TD	YDS	TK	S	A	FF	FR	S	A
2018	Rams	0	0	0	0	0	0	0	0.0	0.0	0	0	0	0	0	0	0	0	0	0	0	0	0	0	0	0	0
2019	Rams	10	0	6	3	3	1	5	1.5	8.0	4	0	0	0	0	0	0	0	0	0	1	0	1	0	0	0	0
2020	Rams	10	0	10	6	4	1	7	1.0	7.0	3	0	0	0	0	1	0	0	0	0	2	2	0	0	0	0	0
2021	Rams	13	0	15	9	6	3	7	2.0	18.0	6	0	0	0	0	0	2	0	0	0	0	0	0	0	0	0	0
2022	Texans	8	0	12	8	4	0	0	0.0	0.0	3	0	0	0	0	0	0	0	0	0	0	0	0	0	0	0	0
NFL TOTALS		41	0	43	26	17	5	19	4.5	33.0	16	0	0	0	0	1	2	0	0	0	3	2	1	0	0	0	0

OGBONNIA OKORONKWO'S NFL POSTSEASON DEFENSIVE STATISTICS

DATE	TEAM	GP	GS	TACKLES								INTERCEPTIONS					FUMBLES				ST					MISC	
				TK	S	A	TFL	YDS	SK	YDS	QBH	NO	YDS	LG	TD	PD	FF	FR	TD	YDS	TK	S	A	FF	FR	S	A
2018	Rams	0	0	0	0	0	0	0	0.0	0.0	0	0	0	0	0	0	0	0	0	0	0	0	0	0	0	0	0
2020	Rams	2	0	1	1	0	0	0	0.0	0.0	2	0	0	0	0	0	0	0	0	0	0	0	0	0	0	0	0
2021	Rams	4	0	3	2	1	0	0	0.0	0.0	1	0	0	0	0	1	0	0	0	0	2	2	0	0	0	0	0
NFL TOTALS		6	0	4	3	1	0	0	0.0	0.0	3	0	0	0	0	1	0	0	0	0	2	2	0	0	0	0	0

SINGLE-GAME HIGHS: DEFENSIVE

Total Tackles	3 vs. Tennessee Titans, Oct 30, 2022 ...4 more at 3.	Forced Fumbles	1 at Green Bay Packers, Nov 28, 2021 ...1 more at 1.
Solo Tackles	2 at Denver Broncos, Sep 18, 2022 ...2 more at 2.	Tackles For Loss	1 vs. Jacksonville Jaguars, Dec 05, 2021 ...4 more at 1.
Sacks	1.5 vs. Cincinnati Bengals, Oct 27, 2019	Special Teams Tackles	1 vs. Arizona Cardinals, Jan 03, 2021 ...2 more at 1.
Passes Defensed	1 vs. New York Giants, Oct 04, 2020		

SINGLE-GAME HIGHS - POSTSEASON: DEFENSIVE

Total Tackles	1 at Cincinnati Bengals, Feb 13, 2022 ...3 more at 1.	Passes Defensed	1 at Tampa Bay Buccaneers, Jan 23, 2022
Solo Tackles	1 at Cincinnati Bengals, Feb 13, 2022 ...2 more at 1.	Special Teams Tackles	1 vs. San Francisco 49ers, Jan 30, 2022 ...1 more at 1.

2022 GAME-BY-GAME REGULAR-SEASON STATISTICS (TEXANS)

W	DATE	OPPONENT	P/S	TACKLES								INTERCEPTIONS					FUMBLES				ST					MISC		W/L	SCORE
				TK	S	A	SK	YDS	TFL	YDS	QBH	NO	YDS	LG	TD	PD	FF	FR	TD	YDS	TK	S	A	FF	FR	S	A		
01	09/11	Colts	P	1	1	0	0.0	0.0	0	0	1	0	0	0	0	0	0	0	0	0	0	0	0	0	0	0	0	T	20-20
02	09/18	at Broncos	P	3	2	1	0.0	0.0	0	0	0	0	0	0	0	0	0	0	0	0	0	0	0	0	0	0	0	L	9-16
03	09/25	at Bears	P	2	1	1	0.0	0.0	0	0	1	0	0	0	0	0	0	0	0	0	0	0	0	0	0	0	0	L	20-23
04	10/02	Chargers	P	1	1	0	0.0	0.0	0	0	0	0	0	0	0	0	0	0	0	0	0	0	0	0	0	0	0	L	24-34
05	10/09	at Jaguars	P	1	1	0	0.0	0.0	0	0	0	0	0	0	0	0	0	0	0	0	0	0	0	0	0	0	0	W	13-6
07	10/23	at Raiders	P	0	0	0	0.0	0.0	0	0	1	0	0	0	0	0	0	0	0	0	0	0	0	0	0	0	0	L	20-38
08	10/30	Titans	P	3	1	2	0.0	0.0	0	0	0	0	0	0	0	0	0	0	0	0	0	0	0	0	0	0	0	L	10-17
09	11/03	Eagles	P	1	1	0	0.0	0.0	0	0	0	0	0	0	0	0	0	0	0	0	0	0	0	0	0	0	0	L	17-29
2022 TOTALS		8-0		12	8	4	0.0	0.0	0	0	3	0	0	0	0	0	0	0	0	0	0	0	0	0	0	0	0	1-6-1	



JONATHAN
OWENS

36
DEFENSIVE BACK

Ht: 5-11

DOB: 7/22/1995

Texans Season: 3 NFL Season: 4

Acquired: FA-'19

Wt: 210

College: Missouri Western

TRANSACTIONS: Signed by the Arizona Cardinals as a college free agent on April 30, 2018...Waived by the Cardinals on Aug. 31, 2019...Signed to the Houston Texans practice squad on Sept. 30, 2019...Signed to the Texans active roster on Nov. 21, 2019...Waived by the Texans on Nov. 23, 2019...Signed to the Texans practice squad on Nov. 26, 2019...Signed by the Texans on Jan. 13, 2020...Waived by the Texans on Sept. 5, 2020...Signed to the Texans practice squad on Sept. 7, 2020...Elevated to the Texans active roster on Oct. 10, 2020 and reverted back to the practice squad on Oct. 11, 2020...Elevated to the Texans active roster on Oct. 17, 2020 and reverted back to the practice squad on Oct. 18, 2020...Signed to the Texans active roster on Dec. 12, 2020...Released by the Texans on Aug. 31, 2021...Signed to the Texans practice squad on Sept. 1, 2021...Elevated to the Texans active roster on Nov. 6, 2021...Reverted back to the Texans practice squad on Nov. 8, 2021...Elevated to the Texans active roster on Nov. 27, 2021...Reverted back to the Texans practice squad on Nov. 29, 2021...Signed to the Texans active roster on Dec. 4, 2021...Placed on the Reserve/Injured List on Jan. 3, 2022.

2022 (Houston 8/8):

- ✦ Has a team-high 68 tackles (48 solo) and two passes defended so far in 2022
- ✦ Was tied for player with the most tackles in the NFL (36) through the first three games of the season (23 solo), setting a new franchise record for most total tackles through the first three games of the season
- ✦ Made his third career start and finished the game with a career-high 15 total tackles (11 solo) and one pass defended vs. Indianapolis (9/11). Joined LB Kamu Grugier-Hill (18 tackles) in breaking the previous Texans record for most total tackles in a Week 1 game (13)

2021 (Houston 7/2):

- ✦ Posted career highs in games played (seven), starts (two), defensive tackles (16 total, eight solo), interceptions (one), passes defended (one), fumble recoveries (one) and special teams tackles (two solo)
- ✦ Appeared in his first game of the season at Miami (11/7), playing on defense and special teams
- ✦ Made the first special teams tackle of his NFL career vs. the N.Y. Jets (11/28)
- ✦ Recorded three tackles (two solo), including the first

defensive tackle of his NFL career vs. Indianapolis (12/5)

- ✦ Made his first career start and tallied a career-high eight tackles (four solo), tied for fourth-most on the team at Jacksonville (12/19)
- ✦ Finished with four tackles (one solo), one interception, a pass defended and a fumble recovery vs. the L.A. Chargers (12/26). Intercepted QB Justin Herbert for a five-yard return, marking his first career interception. Recovered a fumble forced by DL DeMarcus Walker from RB Justin Jackson and returned it for six yards, marking his first career fumble recovery

2020 (Houston 6/0):

- ✦ Signed to the Texans practice squad prior to Week 1
- ✦ Elevated to the active roster prior to Week 5 and saw his first game action of the season on special teams vs. Jacksonville (10/11)

2019 (Houston 1/0, 0/0):

- ✦ Spent the preseason with the Cardinals before being waived and signed to the Texans practice squad prior to Week 5
- ✦ Spent Weeks 5-11 on the Texans practice squad
- ✦ Promoted to the active roster and made his NFL debut vs. Indianapolis (11/21)

2018 (Arizona 0/0):

- ✦ Spent the entire season on the Reserve/Injured List

COLLEGE:

- ✦ Played four seasons (2014-17) at Missouri Western State University in St. Louis and appeared in 43 games with the Giffons, totaling 254 tackles (155 solo), 5.5 tackles for loss, 2.5 sacks, four forced fumbles, two fumble recoveries, seven interceptions and 16 passes defended
- ✦ Earned second team All-MIAA as a senior in 2017 as well as MWSU Male Athlete of the Year

PERSONAL:

- ✦ Attended Christian Brothers College High School in St. Louis where he played linebacker
- ✦ Earned all-conference and all-district honors as well as the CBC Linebacker of the Year award as a senior
- ✦ Fiancé of seven-time Olympic medalist gymnast Simone Biles



JONATHAN OWENS' NFL REGULAR SEASON DEFENSIVE STATISTICS

DATE	TEAM	GP	GS	TACKLES								INTERCEPTIONS					FUMBLES				ST					MISC	
				TK	S	A	TFL	YDS	SK	YDS	QBH	NO	YDS	LG	TD	PD	FF	FR	TD	YDS	TK	S	A	FF	FR	S	A
2019	Texans	1	0	0	0	0	0	0	0.0	0.0	0	0	0	0	0	0	0	0	0	0	0	0	0	0	0	0	0
2020	Texans	6	0	0	0	0	0	0	0.0	0.0	0	0	0	0	0	0	0	0	0	0	0	0	0	0	0	0	0
2021	Texans	7	2	16	8	8	0	0	0.0	0.0	0	1	7	7	0	1	0	1	0	6	2	2	0	0	0	0	0
2022	Texans	8	8	68	48	20	0	0	0.0	0.0	0	0	0	0	0	2	0	0	0	0	0	0	0	0	0	0	0
NFL TOTALS		22	10	84	56	28	0	0	0.0	0.0	0	1	7	7	0	3	0	1	0	6	2	2	0	0	0	0	0

JONATHAN OWENS' NFL POSTSEASON DEFENSIVE STATISTICS

DATE	TEAM	GP	GS	TACKLES								INTERCEPTIONS					FUMBLES				ST					MISC	
				TK	S	A	TFL	YDS	SK	YDS	QBH	NO	YDS	LG	TD	PD	FF	FR	TD	YDS	TK	S	A	FF	FR	S	A
2019	Texans	0	0	0	0	0	0	0	0.0	0.0	0	0	0	0	0	0	0	0	0	0	0	0	0	0	0	0	0
NFL TOTALS		0	0	0	0	0	0	0	0.0	0.0	0	0	0	0	0	0	0	0	0	0	0	0	0	0	0	0	0

SINGLE-GAME HIGHS: DEFENSIVE

Total Tackles	15 vs. Indianapolis Colts, Sep 11, 2022	Interceptions	1 vs. Los Angeles Chargers, Dec 26, 2021
Solo Tackles	11 vs. Indianapolis Colts, Sep 11, 2022	Interception Return Yards	7 vs. Los Angeles Chargers, Dec 26, 2021
Passes Defensed	1 vs. Los Angeles Chargers, Oct 02, 2022 ...2 more at 1.	Special Teams Tackles	1 vs. Seattle Seahawks, Dec 12, 2021 ...1 more at 1.
Fumble Recoveries	1 vs. Los Angeles Chargers, Dec 26, 2021	Longest Opponent's Fumble Return	6 vs. Los Angeles Chargers, Dec 26, 2021

2022 GAME-BY-GAME REGULAR-SEASON STATISTICS (TEXANS)

				TACKLES								INTERCEPTIONS					FUMBLES					ST					MISC			
W	DATE	OPPONENT	P/S	TK	S	A	SK	YDS	TFL	YDS	QBH	NO	YDS	LG	TD	PD	FF	FR	TD	YDS	TK	S	A	FF	FR	S	A	W/L	SCORE	
01	09/11	Colts	S	15	11	4	0.0	0.0	0	0	0	0	0	0	0	1	0	0	0	0	0	0	0	0	0	0	0	T	20-20	
02	09/18	at Broncos	S	10	6	4	0.0	0.0	0	0	0	0	0	0	0	0	0	0	0	0	0	0	0	0	0	0	0	L	9-16	
03	09/25	at Bears	S	11	6	5	0.0	0.0	0	0	0	0	0	0	0	0	0	0	0	0	0	0	0	0	0	0	0	L	20-23	
04	10/02	Chargers	S	6	5	1	0.0	0.0	0	0	0	0	0	0	0	1	0	0	0	0	0	0	0	0	0	0	0	L	24-34	
05	10/09	at Jaguars	S	4	3	1	0.0	0.0	0	0	0	0	0	0	0	0	0	0	0	0	0	0	0	0	0	0	0	W	13-6	
07	10/23	at Raiders	S	10	9	1	0.0	0.0	0	0	0	0	0	0	0	0	0	0	0	0	0	0	0	0	0	0	0	L	20-38	
08	10/30	Titans	S	2	1	1	0.0	0.0	0	0	0	0	0	0	0	0	0	0	0	0	0	0	0	0	0	0	0	L	10-17	
09	11/03	Eagles	S	10	7	3	0.0	0.0	0	0	0	0	0	0	0	0	0	0	0	0	0	0	0	0	0	0	0	L	17-29	
2022 TOTALS			8-8	68	48	20	0.0	0.0	0	0	0	0	0	0	0	2	0	0	0	0	0	0	0	0	0	0	0	1-6-1		



DAMEON
PIERCE

31
RUNNING BACK

Ht: 5-10

DOB: 2/19/2000

Texans Season: R NFL Season: R

Acquired: D4a-'22

Wt: 218

College: Florida

TRANSACTIONS: Selected by the Houston Texans in the fourth round (107th overall) of the 2022 NFL Draft.

2022 (Houston 8/8)

- Has carried the ball 148 times for 678 yards (4.6 avg.) and three touchdowns so far this season and caught 20 passes for 98 yards (4.9) and one touchdown
- Made his NFL debut as the starting running back for the Texans, rushing the ball 11 times for 33 yards (3.3 avg.) vs. Indianapolis (9/11)
- Posted an 80-yard effort which included his first career rushing touchdown at Chicago (9/25)
- Rushed for 131 yards vs. Los Angeles (10/2), which included a 75-yard touchdown run, the third longest rush in franchise history
- Carried the ball 26 times for 99 yards (3.8 avg.) and one touchdown in the team's first win of the season at Jacksonville (10/9)
- Tallied his fourth consecutive 100+ scrimmage yard game at Las Vegas (10/23), rushing for 92 yards and posting 25 receiving yards
- Posted a career-high 139 rushing yards vs. Philadelphia (10/3) on Thursday Night Football

COLLEGE:

- Played four seasons (2018-21) at the University of Florida in Gainesville, Fla., where he played in 50 games and amassed 1,806 yards and 23 touchdowns on 329 carries (5.49 avg.) and 422 yards and five touchdowns on 45 receptions (9.38 avg.)

2021 (Florida):

- Saw action in all 13 games and finished his senior campaign with 574 rushing yards and 13 touchdowns on 100 carries (5.74 avg.) while catching 19 passes for 216 yards (11.37 avg.) and three scores
- Carried the ball seven times for 24 yards while tying his career high with two rushing touchdowns vs. Alabama (9/18)
- Finished with five carries for 24 yards and two rushing touchdowns while catching four passes for 55 yards and one receiving touchdown at LSU (10/16)
- Found the end zone three times vs. Samford (11/13), rushing seven times for 78 yards and two touchdowns with three receptions for 48 yards and one receiving touchdown

- Rushed 13 times for 57 yards and one touchdown in the Gasparilla Bowl vs. UCF (12/23)

2020 (Florida):

- Played in all 12 games (10 starts) and led the team in rushing with 503 yards and four touchdowns, also catching 17 passes for 156 yards and one touchdown
- Went for 51 yards and a touchdown on nine carries vs. South Carolina (10/3)
- Started and carried the ball 15 times for 52 yards and a touchdown and had two catches for 41 yards at Georgia (11/7)
- Ran for a touchdown in the SEC Championship vs. Alabama (12/19)
- Had 11 rushes for 60 yards with two catches totaling 20 yards in the Cotton Bowl vs. Oklahoma (12/30)

2019 (Florida):

- Played in 12 games and totaled 54 carries for 305 rushing yards (5.65 avg.) and four touchdowns, also catching four passes for 30 yards
- Finished second on the team in rushing yards and rushing touchdowns on the season
- Tallied six tackles on special teams
- Scored a touchdown on 11 carries for 39 yards vs. Tennessee (9/21)
- Rushed for 84 yards and a touchdown on six carries vs. Towson (9/28)
- Matched a career-high performance with 87 rushing yards and a touchdown, including a career-long rush of 75 yards, on seven carries at South Carolina (10/19)
- Rushed for 34 yards on six carries in the Orange Bowl vs. Virginia (12/30)

2018 (Florida):

- Played all 13 games as a reserve running back and a key member of Florida's special teams unit, totaling 69 carries for 424 rushing yards (6.14 avg.) and two touchdowns while catching five passes out of the backfield for 20 yards and one score. Also notched four tackles on special teams
- Carried the ball nine times for 75 yards in his collegiate debut vs. Charleston Southern (9/1)
- Tallied a season-high 87 rushing yards vs. Colorado State (9/15), including a 68-yard touchdown run in the fourth quarter of the game
- Recorded seven carries for 63 yards at Tennessee (9/22),



including a 48-yard score to ice the game in the fourth quarter and garnered SEC Freshman of the Week honors

PERSONAL:

- Attended Bainbridge (Ga.) High School where he was a four-year starter who amassed 6,779 yards on the ground with 92 career touchdowns, including two receiving scores. Finished with the 10th-most rushing yards in

Georgia high school history

- Led his team to an 8-4 record and a berth in the 5A State Playoffs as a senior, rushing for 2,123 yards on 227 carries (9.35 avg.), averaging 193.0 yards per game while scoring 32 rushing touchdowns in addition to four receptions for 124 yards and a touchdown
- Named a 2016 and 2017 Class 5A All-State selection

DAMEON PIERCE'S NFL REGULAR SEASON RUSHING/RECEIVING STATISTICS

DATE	TEAM	GP	GS	RUSHING					RECEIVING				
				NO.	YDS.	AVG.	LG	TD	NO.	YDS.	AVG.	LG	TD
2022	Texans	8	8	148	678	4.6	75t	3	20	98	4.9	12	1
NFL TOTALS		8	8	148	678	4.6	75T	3	20	98	4.9	12	1

DAMEON PIERCE'S NFL REGULAR SEASON RETURN STATISTICS

KICKOFF RETURNS							PUNT RETURNS					
DATE	TEAM	RET.	YDS.	AVG.	LG	TD	NO.	FC	YDS.	AVG.	LG	TD
2022	Texans	0	0	0.0	0	0	0	0	0	0.0	0	0
NFL TOTALS		0	0	0.0	0	0	0	0	0	0.0	0	0

SINGLE-GAME HIGHS: RUSHING/RECEIVING

Rush Attempts	27 vs. Philadelphia Eagles, Nov 03, 2022	Receiving Yards	25 at Las Vegas Raiders, Oct 23, 2022
Rushing Yards	139 vs. Philadelphia Eagles, Nov 03, 2022	Receiving Average	6.3 at Las Vegas Raiders, Oct 23, 2022
Rushing Average	9.4 vs. Los Angeles Chargers, Oct 02, 2022	Longest Receptions	12 at Chicago Bears, Sep 25, 2022
Longest Runs	75t vs. Los Angeles Chargers, Oct 02, 2022	Receiving TDs	1 vs. Tennessee Titans, Oct 30, 2022
Rushing TDs	1 at Jacksonville Jaguars, Oct 09, 2022	All-Purpose Yards	139 vs. Philadelphia Eagles, Nov 03, 2022
	...2 more at 1.		...1 more at 139.
Receptions	6 vs. Los Angeles Chargers, Oct 02, 2022	Most TDs	1 vs. Tennessee Titans, Oct 30, 2022
			...3 more at 1.

100-YARD RUSHING GAMES (2): REGULAR SEASON

DATE	TEAM	ATT.	YDS.	AVG.	LG	TD
10/02/22	CHARGERS	14	131	9.4	75t	1
11/03/22	EAGLES	27	139	5.1	36	0

2022 GAME-BY-GAME REGULAR-SEASON STATISTICS (TEXANS)

W	DATE	OPPONENT	P/S	RUSHING					RECEIVING					W/L/T	SCORE
				NO.	YDS.	AVG.	LG	TD	NO.	YDS.	AVG.	LG	TD		
01	09/11	Colts	S	11	33	3.0	8	0	1	6	6.0	6	0	T	20-20
02	09/18	at Broncos	S	15	69	4.6	12	0	1	8	8.0	8	0	L	9-16
03	09/25	at Bears	S	20	80	4.0	24	1	2	21	10.5	12	0	L	20-23
04	10/02	Chargers	S	14	131	9.4	75t	1	6	8	1.3	8	0	L	24-34
05	10/09	at Jaguars	S	26	99	3.8	20	1	3	14	4.7	11	0	W	13-6
07	10/23	at Raiders	S	20	92	4.6	22	0	4	25	6.3	11	0	L	20-38
08	10/30	Titans	S	15	35	2.3	16	0	3	16	5.3	7	1	L	10-17
09	11/03	Eagles	S	27	139	5.1	36	0	0	0	0.0	0	0	L	17-29
2022 TOTALS		8-8		148	678	4.6	75T	3	20	98	4.9	12	1	1-6-1	



JALEN
PITRE

5

DEFENSIVE BACK

Ht: 5-11 Wt: 198
DOB: 6/3/1999 College: Baylor
Texans Season: R NFL Season: R
Acquired: D2a-'22

TRANSACTIONS: Selected by the Houston Texans in the second round (37th overall) of the 2022 NFL Draft.

2022 (Houston 8/8):

- Has 57 tackles (36 solo), 1.0 sack, five tackles for loss, one quarterback hit, two interceptions, two passes defended and one fumble recovery on the season so far
- Made his first career NFL start and appearance while totaling 10 total tackles (five solo) vs. Indianapolis (9/11)
- Became just the second rookie in Texans history to record two interceptions and 1.0 sack in the same game, the fourth rookie in NFL history to record two interceptions and 1.0 sack in the same game and the first ever rookie to do so in Texans history at Chicago (9/25)

COLLEGE:

- Appeared in 52 games in five seasons (2017-21) at Baylor University in Waco, Texas, where he recorded 196 tackles (141 solo), 23 tackles for loss, 5.0 sacks, four interceptions, 14 passes defended and four forced fumbles

2021 (Baylor):

- Started all 14 games and totaled 76 tackles (57 solo), 18 tackles for loss, 3.0 sacks, two interceptions, three forced fumbles and three fumble recoveries
- Earned consensus first-team All-America honors (Associated Press, AFCA, The Athletic, ESPN, FWAA, Walter Camp)
- Named Big 12 Defensive Player of the Year by the Associated Press and the league's coaches
- Selected to the All-Big 12 first team as a defensive back (Associated Press, coaches)
- Recognized as a 2021 Jim Thorpe Award finalist
- Recorded a season-high 10 tackles, one tackle for loss, 1.0 sack and one fumble recovery in a win vs. Texas (10/30)
- Helped Baylor to a Big 12 title with seven tackles, 2.0 tackles for loss and two pass breakups vs. Oklahoma State (12/4)
- Finished his Baylor career with five tackles, a tackle for loss and 1.0 sack to lead Baylor to a Sugar Bowl win vs. Ole Miss (1/1/22)

2020 (Baylor):

- Started all nine games and totaled a team-leading 60 tackles (41 solo), 13.0 tackles for loss, 2.5 sacks, two interceptions and one forced fumble

- Selected to the All-Big 12 first team as a safety by the Associated Press
- Tied his career high with seven tackles (four solo) to go along with 2.0 tackles for loss and one pass breakup in the win vs. Kansas (9/26)
- Set a new career high with 11 tackles (all solo) in addition to two tackles-for-loss and one forced fumble at West Virginia (10/3)
- Recorded his first career interception and returned it for a 30-yard touchdown, to go along with five tackles and 1.5 tackles for loss at Iowa State (11/7)

2019 (Baylor):

- Appeared in only four games and earned a medical redshirt, finishing with 12 tackles (nine solo), 1.5 tackles for loss and 1.0 sack
- Finished with three tackles (two solo) and one half tackle for loss vs. Texas Tech (10/5)
- Tallied a season-high five tackles (four solo) and 1.0 sack at Kansas State (10/5)

2018 (Baylor):

- Appeared in all 13 games (one start) and recorded 11 tackles (six solo) and 2.0 tackles for loss
- Notched his first tackle for loss of the season vs. Kansas State (10/6)
- Made his first start of the season vs. Kansas (9/22) and collected two tackles (one solo)

2017 (Baylor):

- Played in all 12 games (eight starts) as a true freshman, amassing 37 tackles (29 solo), 3.0 tackles for loss and 1.0 sack
- Made two tackles and one tackle for loss at Oklahoma State (10/14)
- Recorded four tackles and his first career pass defended vs. Iowa State (11/18)
- Started at TCU (11/24) and had five tackles

PERSONAL:

- Attended Stafford (Texas) High School, where he was an All-District defensive back
- Totaled 83 tackles (59 solo), seven tackles for loss, six interceptions, 1.0 sack, two quarterback hits, four fumble recoveries and four forced fumbles as a senior
- Named the 2016 District 12-4A Defensive MVP following his senior season, when he led his school to the 4A



Division I regionals

✎ Recognized on the 2016 All-Greater Houston second team by the Houston Chronicle

JALEN PITRE'S NFL REGULAR SEASON DEFENSIVE STATISTICS

2022 TEXANS																													
DATE	TEAM	GP	GS	TACKLES								INTERCEPTIONS						FUMBLES				ST					MISC		
				TK	S	A	TFL	YDS	SK	YDS	QBH	NO	YDS	LG	TD	PD	FF	FR	TD	YDS	TK	S	A	FF	FR	S	A		
2022	Texans	8	8	57	36	21	5	10	1.0	8.0	1	2	22	20	0	2	0	1	0	0	0	0	0	0	0	0	0	0	0
NFL TOTALS		8	8	57	36	21	5	10	1.0	8.0	1	2	22	20	0	2	0	1	0	0	0	0	0	0	0	0	0	0	0

SINGLE-GAME HIGHS: DEFENSIVE

Total Tackles	10 vs. Indianapolis Colts, Sep 11, 2022	Tackles For Loss	2 vs. Tennessee Titans, Oct 30, 2022
Solo Tackles	7 vs. Philadelphia Eagles, Nov 03, 2022		...1 more at 2.
Sacks	1.0 at Chicago Bears, Sep 25, 2022	Interceptions	2 at Chicago Bears, Sep 25, 2022
Fumble Recoveries	1 at Chicago Bears, Sep 25, 2022	Interception Return Yards	22 at Chicago Bears, Sep 25, 2022

2022 GAME-BY-GAME REGULAR-SEASON STATISTICS (TEXANS)

			TACKLES										INTERCEPTIONS						FUMBLES						ST						MISC					
W	DATE	OPPONENT	P/S	TK	S	A	SK	YDS	TFL	YDS	QBH	NO	YDS	LG	TD	PD	FF	FR	TD	YDS	TK	S	A	FF	FR	S	A	W/L	SCORE							
01	09/11	Colts	S	10	5	5	0.0	0.0	0	0	0	0	0	0	0	0	0	0	0	0	0	0	0	0	0	0	0	T	20-20							
02	09/18	at Broncos	S	5	2	3	0.0	0.0	0	0	0	0	0	0	0	0	0	0	0	0	0	0	0	0	0	0	0	L	9-16							
03	09/25	at Bears	S	8	5	3	1.0	8.0	2	8	1	2	22	20	0	2	0	1	0	0	0	0	0	0	0	0	0	L	20-23							
04	10/02	Chargers	S	7	3	4	0.0	0.0	1	0	0	0	0	0	0	0	0	0	0	0	0	0	0	0	0	0	0	L	24-34							
05	10/09	at Jaguars	S	8	6	2	0.0	0.0	0	0	0	0	0	0	0	0	0	0	0	0	0	0	0	0	0	0	0	W	13-6							
07	10/23	at Raiders	S	4	3	1	0.0	0.0	0	0	0	0	0	0	0	0	0	0	0	0	0	0	0	0	0	0	0	L	20-38							
08	10/30	Titans	S	6	5	1	0.0	0.0	2	2	0	0	0	0	0	0	0	0	0	0	0	0	0	0	0	0	0	L	10-17							
09	11/03	Eagles	S	9	7	2	0.0	0.0	0	0	0	0	0	0	0	0	0	0	0	0	0	0	0	0	0	0	0	L	17-29							
2022 TOTALS			8-8	57	36	21	1.0	8.0	5	10	1	2	22	20	0	2	0	1	0	0	0	0	0	0	0	0	0	1-6-1								



SCOTT QUESSENBERRY

54
OFFENSIVE LINEMAN

Ht: 6-3

DOB: 3/23/1995

Texans Season: 1

Acquired: UFA-'22 (LAC)

Wt: 310

College: UCLA

NFL Season: 5

TRANSACTIONS: Selected by the Los Angeles Chargers in the fifth round (155th overall) of the 2018 NFL Draft...Placed on the Reserve/COVID-19 List on Dec. 9, 2021...Activated from the Reserve/COVID-19 List on Dec. 16, 2021...Signed with the Houston Texans as an unrestricted free agent on March 23, 2022.

2022 (Houston 7/7):

- Was active for Week 1 vs. Indianapolis (9/11) but did not play
- Started at center in Weeks 2-9, helping block for RB Dameon Pierce's 131-yard effort vs. the Los Angeles Chargers (10/2)

2021 (L.A. Chargers 16/1):

- Appeared in 16 games (one start) and blocked for QB Justin Herbert as he set the franchise record for touchdown passes in a season (38) and recorded 5,014 passing yards, 302 rushing yards and three rushing touchdowns
- Helped protect Herbert as he completed 26-of-38 passes (68.4 percent) for 281 yards, four touchdowns and a passer rating of 125.0 at Kansas City (9/26)
- Paved the way for an offense that saw the rushing attack total 112 yards on 23 carries (4.9 avg.) and three touchdowns along with 398 passing yards from Herbert, who threw for four touchdowns and a passer rating of 122.0 vs. Cleveland (10/10)
- Made his first start of the season at center at Houston (12/26)

2020 (L.A. Chargers 16/3):

- Made his first start of the season vs. Kansas City (9/20)
- Started at New Orleans (10/12) and helped Herbert pass for 264 yards, four touchdowns and a passer rating of 122.7
- Helped pave the way for Herbert as he completed 22-of-32 passes (68.8 percent) for 314 yards, two touchdowns and a passer rating of 121.1 as a starter at Las Vegas (12/17)

2019 (L.A. Chargers 16/9):

- Started a career-high nine games and appeared in all 16 contests
- Made his first NFL start at Chicago (10/27) and anchored the offensive line that blocked for QB Philip Rivers as he completed 19-of-29 passes (65.5 percent) for 201 yards and one touchdown

- Opened holes for a rushing attack that combined for 159 yards on 38 carries (4.2 avg.) and two touchdowns vs. Green Bay (11/3)
- Blocked for Rivers as he completed 16-of-22 passes (72.7 percent) for 314 yards, three touchdowns and a career-high passer rating of 154.4

2018 (L.A. Chargers 15/0, 2/0):

- Made his first NFL appearance at Buffalo (9/16) and helped Philip Rivers achieve a passer rating of 143.2 as he completed 23-of-27 passes (85.2 percent) for 256 yards and three touchdowns
- Helped pave the way for a rushing attack that gained 246 yards on 36 carries (6.8 avg.) and three touchdowns at Cleveland (10/14)
- Blocked for Rivers as he completed 28-of-29 passes (96.6 percent) for 259 yards, three touchdowns and a passer rating of 138.4 vs. Arizona (11/25)
- Made his first career playoff appearance in the Wild Card Round at Baltimore (1/6/19)

COLLEGE:

- Played four seasons (2013-14; 2016-17) at the University of California, Los Angeles and finished his career with 44 starts
- Earned Honorable Mention All-Pac-12 recognition and was a member of the Rimington Trophy watch list and the Outland Trophy watch list as a senior (2017)
- Started all 12 games at center as a junior (2016) and was named to the first-team Pac-12 All-Conference squad
- Did not see game action in 2015
- Started all 13 games as a sophomore (2014) and earned an honorable mention All-Conference nod by the coaches
- Saw his first game action as a starter at Oregon in the seventh game of the season and went on to start five of the next six contests at left guard as a freshman (2013)

PERSONAL:

- Attended La Costa (Calif.) Canyon High School and started all 33 high school games
- Played in the Under Armour All-American Game in Orlando, Fla., and was ranked as the nation's No. 274 recruit, the No. 3 center and the No. 30 prospect in California by ESPN.com
- Served as a team captain for football and track
- Also lettered in basketball and track and field



👉 Brother, Paul, also plays for the Texans as a fullback and

his other brother, David, is a former Texans offensive lineman

SCOTT QUESSENBERRY'S NFL REGULAR SEASON STATISTICS

DATE	TEAM	GP	GS
2018	Chargers	15	0
2019	Chargers	16	9
2020	Chargers	16	0
2021	Chargers	16	1
2022	Texans	7	7
NFL TOTALS		70	17

SCOTT QUESSENBERRY'S NFL POSTSEASON STATISTICS

DATE	TEAM	GP	GS
2018	Chargers	2	0
NFL TOTALS		2	0

2022 GAME-BY-GAME REGULAR-SEASON STATISTICS (TEXANS)

W	DATE	OPPONENT	P/S		W/L/T	SCORE
01	09/11	Colts		DID NOT PLAY	T	20-20
02	09/18	at Broncos	S		L	9-16
03	09/25	at Bears	S		L	20-23
04	10/02	Chargers	S		L	24-34
05	10/09	at Jaguars	S		W	13-6
07	10/23	at Raiders	S		L	20-38
08	10/30	Titans	S		L	10-17
09	11/03	Eagles	S		L	17-29
2022 TOTALS			7-7		1-6-1	



TEAGAN QUITORIANO

84

TIGHT END



Ht: 6-6

DOB: 3/15/2000

Texans Season: R NFL Season: R

Acquired: D5b-'22

Wt: 258

College: Oregon State

TRANSACTIONS: Selected by the Houston Texans in the fifth round (170th overall) of the 2022 NFL Draft.

2022 (Houston 1/0):

- ✦ Made the initial 53-man roster but was placed on the reserve/injured list before Week 1
- ✦ In his first game active during the 2022 season, he caught a touchdown pass on his first career reception vs. Philadelphia (10/3)

COLLEGE:

- ✦ Played four seasons (2018-21) and appeared in 42 games (30 starts), totaling 40 receptions for 512 yards and six touchdowns

2021 (Oregon State):

- ✦ Started all 13 games and caught 19 passes for 214 yards and three touchdowns
- ✦ Earned All-Pac-12 Honorable Mention recognition by the league's coaches
- ✦ Named to Phil Steele's All-Pac-12 Fourth Team
- ✦ Posted three receptions for 14 yards and a touchdown vs. Idaho (9/18)
- ✦ Caught a five-yard touchdown pass and made three catches for 31 yards in the win vs. Stanford (11/13)
- ✦ Totaled three receptions for 36 yards vs. Utah State in the Jimmy Kimmel LA Bowl (12/19)

2020 (Oregon State):

- ✦ Started all seven games and totaled 14 receptions for 185 yards and a touchdown
- ✦ Caught a career-best four passes for 65 yards and a touchdown vs. California (11/21)
- ✦ Ended the year with three catches for 68 yards vs. Arizona State (12/19)

2019 (Oregon State):

- ✦ Played in all 12 games (six starts) and caught five passes for 100 yards and two touchdowns
- ✦ Tallied his first career touchdown reception, a 27-yard catch at UCLA (10/5)
- ✦ Scored his second career touchdown on a 28-yard reception at Washington State (11/23)

2018 (Oregon State):

- ✦ Played in 10 games (two starts) and caught two passes for 13 yards as a true freshman
- ✦ Recorded his first career reception at Arizona State (9/29)

PERSONAL:

- ✦ Attended Sprague High School in Salem, Ore., where he was a four-year letterwinner at tight end and defensive end
- ✦ Named an All-State and All-League selection in both football and basketball
- ✦ Rated a three-star prospect by 247Sports and the No. 3 prospect in the state of Oregon by OregonLive.com
- ✦ Also lettered four years in basketball

TEAGAN QUITORIANO'S NFL REGULAR SEASON RUSHING/RECEIVING STATISTICS

DATE	TEAM	GP	GS	RECEIVING					RUSHING				
				NO.	YDS.	AVG.	LG	TD	NO.	YDS.	AVG.	LG	TD
2022	Texans	1	0	1	2	2.0	2t	1	0	0	0.0	0	0
NFL TOTALS		1	0	1	2	2.0	2T	1	0	0	0.0	0	0

TEAGAN QUITORIANO'S NFL REGULAR SEASON RETURN STATISTICS

KICKOFF RETURNS							PUNT RETURNS					
DATE	TEAM	RET.	YDS.	AVG.	LG	TD	NO.	FC	YDS.	AVG.	LG	TD
2022	Texans	0	0	0.0	0	0	0	0	0	0.0	0	0
NFL TOTALS		0	0	0.0	0	0	0	0	0	0.0	0	0



SINGLE-GAME HIGHS: RECEIVING

Longest Receptions 2t vs. Philadelphia Eagles, Nov 03, 2022

Most TDs 1 vs. Philadelphia Eagles, Nov 03, 2022

2022 GAME-BY-GAME REGULAR-SEASON STATISTICS (TEXANS)

W	DATE	OPPONENT	P/S	RECEIVING					RUSHING					W/L/T	SCORE
				NO.	YDS.	AVG.	LG	TD	NO.	YDS.	AVG.	LG	TD		
01	09/11	Colts							RESERVE/INJURED					T	20-20
02	09/18	at Broncos							RESERVE/INJURED					L	9-16
03	09/25	at Bears							RESERVE/INJURED					L	20-23
04	10/02	Chargers							RESERVE/INJURED					L	24-34
05	10/09	at Jaguars							RESERVE/INJURED					W	13-6
07	10/23	at Raiders							INJURED RESERVE - DESIGNATED FOR RETURN					L	20-38
08	10/30	Titans							INJURED RESERVE - DESIGNATED FOR RETURN					L	10-17
09	11/03	Eagles	P	1	2	2.0	2t	1	0	0	0.0	0	0	L	17-29
2022 TOTALS			1-0	1	2	2.0	2T	1	0	0	0.0	0	0	1-6-1	



JALEN REEVES-MAYBIN

44
LINEBACKER

Ht: 6-1

DOB: 1/31/1995

Texans Season: 1

Acquired: UFA-'22 (DET)

Wt: 230

College: Tennessee

NFL Season: 6

TRANSACTIONS: Selected by the Detroit Lions in the 4th round (124th overall) of the 2017 NFL Draft...Signed an extension with the Lions on March 17, 2021...Placed on the Reserve/COVID-19 List on July 28, 2021...Activated from the Reserve/COVID-19 List on Aug. 9, 2021...Signed with the Houston Texans as an unrestricted free agent on March 23, 2022.

2022 (Houston 8/0):

- Has three total tackles (one solo) and three special teams tackles (one solo) so far this season
- Recovered a fumbled kick return in the fourth quarter vs. Los Angeles Chargers (10/2)

2021 (Detroit 15/11):

- Posted career highs in games started (11), tackles (72 total, 46 solo), passes defended (four), tackles for loss (four) and forced fumbles (two)
- Made his first start of the season and tallied five tackles (three solo), one forced fumble and one fumble recovery at Minnesota (10/10)
- Notched eight tackles (five solo) and one special teams tackle at the L.A. Rams (10/24)
- Totaled eight tackles (four solo) and a career-high two tackles for loss at Seattle (1/2/22)

2020 (Detroit 16/0):

- Finished with three tackles (all solo) and six special teams tackles
- Posted a season-high two special teams tackles at Minnesota (11/8)
- Recorded a season-high two tackles (both solo) vs. Tampa Bay (12/26)

2019 (Detroit 16/3):

- Amassed 24 tackles (17 solo), one quarterback hit, one tackle for loss, one forced fumble, one fumble recovery and 11 special teams tackles
- Posted one forced fumble and one fumble recovery vs. Kansas City (9/29) and led the team with a career-high four special teams tackles
- Made his first NFL start vs. Tampa Bay (12/15), notching six tackles (four solo)
- Posted a career-high nine tackles (six solo) and notched one tackle for loss as a starter at Denver (12/22)

2018 (Detroit 9/0):

- Totaled seven tackles (three solo) and five special teams

tackles

- Tallied a season-high two special teams tackles vs. Green Bay (10/7)

2017 (Detroit 14/0):

- Finished his rookie season with 25 tackles (21 solo), half a sack, one quarterback hit, three tackles for loss, one forced fumble, two passes defended and four special teams tackles
- Made his first NFL appearance in the season opener vs. Arizona (9/10)
- Made his first career tackle for loss in addition to four tackles (three solo) at New Orleans (10/15)
- Recorded a season-high five tackles (four solo) as well as one tackle for loss vs. Pittsburgh (10/29)
- Notched his first career half-sack along with four tackles (three solo), one quarterback hit, one pass defended and one special teams tackle at Tampa Bay (12/10)

COLLEGE:

- Played four seasons (2013-16) at the University of Tennessee in Knoxville, Tenn., where he played in 41 career games and totaled 240 tackles (149 solo), 27 tackles for loss, eight sacks, four fumble recoveries, four passes defended and two forced fumbles
- Entered his senior season (2016) as a member of the Athlon Sports Preseason First Team All-SEC but started four games before missing the rest of the season due to a shoulder injury
- Started all 13 games as a junior (2015) and totaled 105 tackles, 5.0 sacks and a team-leading 14.0 tackles for loss. Posted a career-high 21 tackles vs. Oklahoma, the most tackles by a player in NCAA FBS in 2015
- Started all 13 games as a sophomore (2014) and tied for first on the team with 101 tackles as well as 11.0 tackles for loss (third on team)
- Appeared in 11 games as a freshman (2013) and was a standout on special teams with a team-best 11 tackles

PERSONAL:

- Attended Northeast High School in Clarksville, Tenn., where he was an All-State selection on defense in 2012 by Tennessee Sports Writers, First Team All-State and Area Player of the Year as a junior and Area Offensive Player of the Year as a sophomore
- Gained more than 2,000 rushing yards as a senior,



including 1,000 yards in three postseason games with more than 300 yards in each game
 Cousin, Cameron Maybin, is a former MLB player and

member of the 2017 Houston Astros team that won the World Series

JALEN REEVES-MAYBIN'S NFL REGULAR SEASON DEFENSIVE STATISTICS

DATE	TEAM	GP	GS	TACKLES								INTERCEPTIONS						FUMBLES					ST					MISC	
				TK	S	A	TFL	YDS	SK	YDS	QBH	NO	YDS	LG	TD	PD	FF	FR	TD	YDS	TK	S	A	FF	FR	S	A		
2017	Lions	14	0	25	21	4	3	7	0.5	4.5	1	0	0	0	0	2	0	0	0	0	5	4	1	1	0	0	0		
2018	Lions	9	0	7	3	4	0	0	0.0	0.0	0	0	0	0	0	0	0	0	0	0	6	5	1	0	0	0	0		
2019	Lions	16	3	24	17	7	1	2	0.0	0.0	1	0	0	0	0	0	0	0	0	0	13	11	2	1	1	0	0		
2020	Lions	16	0	3	3	0	0	0	0.0	0.0	0	0	0	0	0	0	0	0	0	0	7	6	1	0	0	0	0		
2021	Lions	15	11	72	46	26	4	12	0.0	0.0	1	0	0	0	0	4	2	1	0	0	10	7	3	0	0	0	0		
2022	Texans	8	0	3	1	2	0	0	0.0	0.0	0	0	0	0	0	0	0	0	0	0	3	1	2	0	1	0	0		
NFL TOTALS		78	14	134	91	43	8	21	0.5	4.5	3	0	0	0	0	6	2	1	0	0	44	34	10	2	2	0	0		

SINGLE-GAME HIGHS: DEFENSIVE

Total Tackles	9 at Denver Broncos, Dec 22, 2019	Fumble Recoveries	1 at Minnesota Vikings, Oct 10, 2021
Solo Tackles	6 vs. Cincinnati Bengals, Oct 17, 2021 ...1 more at 6.	Tackles For Loss	2 at Seattle Seahawks, Jan 02, 2022
Sacks	0.5 at Tampa Bay Buccaneers, Dec 10, 2017	Special Teams Tackles	4 vs. Kansas City Chiefs, Sep 29, 2019
Passes Defensed	2 vs. Arizona Cardinals, Dec 19, 2021	Special Teams Forced Fumbles	1 vs. Kansas City Chiefs, Sep 29, 2019 ...1 more at 1.
Forced Fumbles	1 at Atlanta Falcons, Dec 26, 2021 ...1 more at 1.	Special Teams Fumble Recoveries	1 vs. Kansas City Chiefs, Sep 29, 2019

2022 GAME-BY-GAME REGULAR-SEASON STATISTICS (TEXANS)

			2022 Stats - 27 Games Played - 17 Wins - 10 Losses - 0 Ties (60%)																																		
W	DATE	OPPONENT	P/S	TACKLES								INTERCEPTIONS							FUMBLES							ST					MISC		W/L/T	SCORE			
				TK	S	A	SK	YDS	TFL	YDS	QBH	NO	YDS	LG	TD	PD	FF	FR	TD	YDS	TK	S	A	FF	FR	S	A										
01	09/11	Colts	P	0	0	0	0.0	0.0	0	0	0	0	0	0	0	0	0	0	0	0	0	0	0	0	0	0	0	0	0	0	0	0	0	0	0	T	20-20
02	09/18	at Broncos	P	0	0	0	0.0	0.0	0	0	0	0	0	0	0	0	0	0	0	0	0	0	0	0	0	0	0	0	0	0	0	0	0	0	0	L	9-16
03	09/25	at Bears	P	0	0	0	0.0	0.0	0	0	0	0	0	0	0	0	0	0	0	0	0	0	0	0	0	0	0	0	0	0	0	0	0	0	0	L	20-23
04	10/02	Chargers	P	1	0	1	0.0	0.0	0	0	0	0	0	0	0	0	0	0	0	0	1	1	0	0	1	0	0	0	0	0	0	0	0	0	L	24-34	
05	10/09	at Jaguars	P	2	1	1	0.0	0.0	0	0	0	0	0	0	0	0	0	0	0	0	1	0	1	0	0	0	0	0	0	0	0	0	0	0	W	13-6	
07	10/23	at Raiders	P	0	0	0	0.0	0.0	0	0	0	0	0	0	0	0	0	0	0	0	0	0	0	0	0	0	0	0	0	0	0	0	0	0	L	20-38	
08	10/30	Titans	P	0	0	0	0.0	0.0	0	0	0	0	0	0	0	0	0	0	0	0	0	0	0	0	0	0	0	0	0	0	0	0	0	0	L	10-17	
09	11/03	Eagles	P	0	0	0	0.0	0.0	0	0	0	0	0	0	0	0	0	0	0	0	1	0	1	0	0	0	0	0	0	0	0	0	0	0	L	17-29	
2022 TOTALS			8-0	3	1	2	0.0	0.0	0	0	0	0	0	0	0	0	0	0	0	0	3	1	2	0	1	0	0	0	0	0	0	0	0	0	1-6-1		



TREMON
SMITH

1

DEFENSIVE BACK

Ht: 5-11

DOB: 7/20/1996

Texans Season: 2 NFL Season: 5

Acquired: FA-'21

Wt: 190

College: Central Arkansas

TRANSACTIONS: Selected by the Kansas City Chiefs with the 22nd pick of the sixth round (196th overall) of the 2018 NFL Draft...Waived by the Chiefs on Sept. 14, 2019...Claimed off waivers by the Green Bay Packers on Sept. 16, 2019...Waived by the Packers on Oct. 14, 2019...Signed to the Packers practice squad on Oct. 16, 2019...Signed to the Packers active roster on Oct. 29, 2019...Waived by the Packers on Dec. 2, 2019...Signed to the Philadelphia Eagles practice squad on Dec. 4, 2019...Signed by the Eagles on Jan. 6, 2020...Waived by the Eagles on July 26, 2020...Signed by the Indianapolis Colts on Aug. 16, 2020...Waived by the Colts on Sept. 5, 2020...Signed to the Colts practice squad on Sept. 6, 2020...Signed to the Colts active roster on Sept. 22, 2020...Signed by the Houston Texans as a free agent on March 22, 2021...Signed an extension with the Texans on Dec. 4, 2021.

HONORS:

- ✦ AFC Special Teams Player of the Week (Week 15, 2021)

2022 (Houston 8/0):

- ✦ Has five special teams tackles (three solo) and two special teams forced fumbles so far in 2022

2021 (Houston 17/2):

- ✦ Appeared in all 17 games (two starts) and totaled 13 defensive tackles (eight solo), eight special teams tackles (all solo) and one fumble recovery
- ✦ Took over kick return duties at Arizona (10/24) and totaled 21 kick returns on the season for 533 yards (25.4 avg.), including a 98-yard kick return touchdown, his first career score
- ✦ Played in his first game as a Texan vs. Jacksonville (9/12) and recorded two special teams tackles
- ✦ Made his first start with the Texans vs. Carolina (9/23) and registered three tackles (two solo)
- ✦ Led the team with two special teams tackles at Buffalo (10/3)
- ✦ Paced the Texans with two special teams tackles and recorded a 44-yard kickoff return vs. the L.A. Rams (10/31)
- ✦ Recovered a muffed punt by PR Chester Rogers at the Titans five-yard line at Tennessee (11/21)
- ✦ Posted season highs with three kick returns for 52 yards, averaging 17.3 yards per return vs. Seattle (12/12)
- ✦ Recorded one solo tackle, one special teams tackle and had two kick returns for 121 yards (60.5 avg.) and one touchdown, the first score of his NFL career, at

Jacksonville (12/19). Returned a 98-yard kickoff for a touchdown, marking the first Texans kickoff return touchdown since Week 4 of the 2009 season vs. Oakland

- ✦ Started at cornerback and tied a career high with four tackles (three solo) vs. the L.A. Chargers (12/26). Lined up at running back and rushed for a seven-yard carry on offense, the first rushing attempt of his NFL career
- ✦ Returned five kicks for 98 yards (19.6 avg.), his second-most kick return yards of the season at San Francisco (1/2/22)

2020 (Indianapolis 10/0, 1/0):

- ✦ Played in 10 regular season games and one postseason contest for the Colts and contributed two special teams tackles

2019 (Kansas City 1/0; Green Bay 7/0; Philadelphia 0/0, 0/0):

- ✦ Played in the season opener for the Chiefs at Jacksonville (9/8)
- ✦ Joined the Packers and appeared in seven games for the team, returning 13 kickoffs for 303 yards (23.3 avg.)
- ✦ Spent the final four weeks of the regular season on the Eagles practice squad

2018 (Kansas City 14/1, 2/0):

- ✦ Saw action in 14 games (one start) as a rookie and recorded one solo tackle, one pass defended and one fumble recovery. Also tallied four special teams tackles and 33 kickoff returns for 886 yards (26.8 avg.)
- ✦ Returned a kickoff 97 yards at New England
- ✦ Logged his first start and added one pass defended and a fumble recovery at Seattle (12/23)
- ✦ Recovered a fumble in the AFC Divisional Round game vs. Indianapolis (1/12/19)

COLLEGE:

- ✦ Played four seasons (2014-17) at the University of Central Arkansas in Conway, Ark.
- ✦ Appeared in 48 games and accumulated 146 total tackles (113 solo), nine tackles for loss, 1.0 sack, 38 passes defended, 15 interceptions, two forced fumbles and one fumble recovery. Also recorded 38 punt returns for 290 yards (7.6 avg.) and one touchdown
- ✦ Saw action in 12 games as a senior (2017) and totaled 41 tackles (27 solo), 2.5 tackles for loss, 11 passes defended and five interceptions
- ✦ Selected First Team All-Southland Conference as a junior



(2016) after notching 35 total tackles (28 solo), 2.5 tackles for loss, 11 passes defended, two interceptions and a fumble recovery. Also earned All-Southland Conference honorable mention as a punt returner when he returned 24 punts for 219 yards (9.1 avg.) and one touchdown

- Named First Team All-Southland Conference in his sophomore season (2015) when he started 11 games and amassed 51 total tackles (42 solo), 3.0 tackles for loss, 1.0 sack, a career-high 12 passes defended, five interceptions

and two forced fumbles

- Notched a team-high three interceptions and added 19 total tackles (16 solo) as a freshman (2014)

PERSONAL:

- Attended Saks High School in Anniston, Ala.
- Played both quarterback and defensive back and was named to the all-region first team in 2013 and 2014
- Holds his high school's record for most career touchdowns
- Selected as the Player of the Year for District 8 in 2014

TREMON SMITH'S NFL REGULAR SEASON DEFENSIVE STATISTICS

2018-2022 Season Statistics																												
DATE	TEAM	GP	GS	TACKLES								INTERCEPTIONS						FUMBLES				ST					MISC	
				TK	S	A	TFL	YDS	SK	YDS	QBH	NO	YDS	LG	TD	PD	FF	FR	TD	YDS	TK	S	A	FF	FR	S	A	
2018	Chiefs	14	1	1	1	0	0	0	0.0	0.0	0	0	0	0	1	0	0	0	0	4	3	1	0	1	0	0		
2019	Chiefs	1	0	0	0	0	0	0	0.0	0.0	0	0	0	0	0	0	0	0	0	0	0	0	0	0	0			
Went from Kansas City to Green Bay.																												
2019	Packers	7	0	0	0	0	0	0	0.0	0.0	0	0	0	0	0	0	0	0	3	2	1	0	0	0	0			
2019	TOTAL	8	0	0	0	0	0	0	0.0	0.0	0	0	0	0	0	0	0	0	3	2	1	0	0	0	0			
2020	Colts	10	0	0	0	0	0	0	0.0	0.0	0	0	0	0	0	0	0	0	2	2	0	0	0	0	0			
2021	Texans	17	2	13	8	5	0	0	0.0	0.0	0	0	0	0	0	0	0	0	8	8	0	0	1	0	0			
2022	Texans	8	0	0	0	0	0	0	0.0	0.0	0	0	0	0	0	0	0	0	5	3	2	2	0	0	0			
NFL TOTALS		57	3	14	9	5	0	0	0.0	0.0	0	0	0	0	1	0	0	0	22	18	4	2	2	0	0			

TREMON SMITH'S NFL POSTSEASON DEFENSIVE STATISTICS

DATE	TEAM	GP	GS	TACKLES								QBH	INTERCEPTIONS						FUMBLES				ST					MISC	
				TK	S	A	TFL	YDS	SK	YDS			NO	YDS	LG	TD	PD	FF	FR	TD	YDS	TK	S	A	FF	FR	S	A	
2018	Chiefs	2	0	1	1	0	0	0	0.0	0.0	0	0	0	0	0	0	0	0	0	0	0	0	0	0	0	1	0	0	
2019	Packers	0	0	0	0	0	0	0	0.0	0.0	0	0	0	0	0	0	0	0	0	0	0	0	0	0	0	0	0		
2020	Colts	1	0	0	0	0	0	0	0.0	0.0	0	0	0	0	0	0	0	0	0	0	0	0	0	0	0	0	0		
NFL TOTALS		3	0	1	1	0	0	0	0.0	0.0	0	0	0	0	0	0	0	0	0	0	0	0	0	0	0	1	0	0	

TREMON SMITH'S NFL REGULAR SEASON RETURN STATISTICS

DATE	TEAM	RET.	KICKOFF RETURNS				PUNT RETURNS					
			YDS.	AVG.	LG	TD	NO.	FC	YDS.	AVG.	LG	TD
2018	Chiefs	33	886	26.8	97	0	0	0	0	0.0	0	0
2019	Chiefs	0	0	0.0	0	0	0	0	0	0.0	0	0
Went from Kansas City to Green Bay.												
2019	Packers	13	303	23.3	36	0	4	3	0	0.0	3	0
2019	TOTAL	13	303	23.3	36	0	4	3	0	0.0	3	0
2020	Colts	8	180	22.5	33	0	0	0	0	0.0	0	0
2021	Texans	21	537	25.6	98t	1	1	1	1	1.0	1	0
2022	Texans	9	187	20.8	25	0	1	0	3	3.0	3	0
NFL TOTALS		84	2,093	24.9	98T	1	6	4	4	0.7	3	0

TREMON SMITH'S NFL POSTSEASON RETURN STATISTICS

DATE	TEAM	RET.	KICKOFF RETURNS				PUNT RETURNS					
			YDS.	AVG.	LG	TD	NO.	FC	YDS.	AVG.	LG	TD
2018	Chiefs	6	138	23.0	29	0	0	0	0	0.0	0	0
2019	Packers	0	0	0.0	0	0	0	0	0	0.0	0	0
2020	Colts	0	0	0.0	0	0	0	0	0	0.0	0	0
NFL TOTALS		6	138	23.0	29	0	0	0	0	0.0	0	0



SINGLE-GAME HIGHS: DEFENSIVE

Total Tackles	4 vs. Los Angeles Chargers, Dec 26, 2021 ...1 more at 4.	Special Teams Tackles	2 vs. Indianapolis Colts, Sep 11, 2022 ...4 more at 2.
Solo Tackles	3 vs. Los Angeles Chargers, Dec 26, 2021	Special Teams Forced Fumbles	1 vs. Indianapolis Colts, Sep 11, 2022
Passes Defensed	1 at Seattle Seahawks, Dec 23, 2018	Special Teams Fumble Recoveries	1 at Tennessee Titans, Nov 21, 2021 ...1 more at 1.

SINGLE-GAME HIGHS - POSTSEASON: DEFENSIVE

Total Tackles	1 vs. Indianapolis Colts, Jan 12, 2019	Special Teams Fumble Recoveries	1 vs. Indianapolis Colts, Jan 12, 2019
Solo Tackles	1 vs. Indianapolis Colts, Jan 12, 2019		

SINGLE-GAME HIGHS: RETURNS

All-Purpose Yards	207 at Los Angeles Rams, Nov 19, 2018	Punt Return Yards	3 at New York Giants, Dec 01, 2019
Kickoff Returns	7 at Los Angeles Rams, Nov 19, 2018	Longest Punt Return	3 at Jacksonville Jaguars, Oct 09, 2022 ...1 more at 3.
Kickoff Return Yards	207 at Los Angeles Rams, Nov 19, 2018	Punt Returns	2 at San Francisco 49ers, Nov 24, 2019
Longest Kickoff Return	98t at Jacksonville Jaguars, Dec 19, 2021	Kickoff Return Average	45.0 at New England Patriots, Oct 14, 2018
Kickoff Return TDs	1 at Jacksonville Jaguars, Dec 19, 2021	Special Teams Tackles	2 vs. Indianapolis Colts, Sep 11, 2022 ...4 more at 2.
Fair Catches	2 at San Francisco 49ers, Nov 24, 2019	Most TDs	1 at Jacksonville Jaguars, Dec 19, 2021

SINGLE-GAME HIGHS - POSTSEASON: RETURNS

All-Purpose Yards	99 vs. New England Patriots, Jan 20, 2019	Longest Kickoff Return	29 vs. New England Patriots, Jan 20, 2019
Kickoff Returns	4 vs. New England Patriots, Jan 20, 2019	Kickoff Return Average	24.8 vs. New England Patriots, Jan 20, 2019
Kickoff Return Yards	99 vs. New England Patriots, Jan 20, 2019		

SINGLE-GAME HIGHS: QUARTERBACK

Rush Attempts	1 vs. Los Angeles Chargers, Dec 26, 2021	Longest Runs	7 vs. Los Angeles Chargers, Dec 26, 2021
Rushing Yards	7 vs. Los Angeles Chargers, Dec 26, 2021		

SINGLE-GAME HIGHS: KICKER

Special Teams Tackles	2 vs. Indianapolis Colts, Sep 11, 2022 ...4 more at 2.
------------------------------	---

2022 GAME-BY-GAME REGULAR-SEASON STATISTICS (TEXANS)

			TACKLES								INTERCEPTIONS					FUMBLES					ST				MISC					
W	DATE	OPPONENT	P/S	TK	S	A	SK	YDS	TFL	YDS	QBH	NO	YDS	LG	TD	PD	FF	FR	TD	YDS	TK	S	A	FF	FR	S	A	W/L	SCORE	
01	09/11	Colts	P	0	0	0	0.0	0.0	0	0	0	0	0	0	0	0	0	0	0	0	2	1	1	1	0	0	0	0	T	20-20
02	09/18	at Broncos	P	0	0	0	0.0	0.0	0	0	0	0	0	0	0	0	0	0	0	0	0	0	0	0	0	0	0	L	9-16	
03	09/25	at Bears	P	0	0	0	0.0	0.0	0	0	0	0	0	0	0	0	0	0	0	0	0	0	0	0	0	0	0	L	20-23	
04	10/02	Chargers	P	0	0	0	0.0	0.0	0	0	0	0	0	0	0	0	0	0	0	0	1	1	0	0	0	0	0	L	24-34	
05	10/09	at Jaguars	P	0	0	0	0.0	0.0	0	0	0	0	0	0	0	0	0	0	0	0	0	0	0	0	0	0	0	W	13-6	
07	10/23	at Raiders	P	0	0	0	0.0	0.0	0	0	0	0	0	0	0	0	0	0	0	0	1	0	1	0	0	0	0	L	20-38	
08	10/30	Titans	P	0	0	0	0.0	0.0	0	0	0	0	0	0	0	0	0	0	0	0	1	1	0	1	0	0	0	L	10-17	
09	11/03	Eagles	P	0	0	0	0.0	0.0	0	0	0	0	0	0	0	0	0	0	0	0	0	0	0	0	0	0	0	L	17-29	
2022 TOTALS			8-0	0	0	0	0.0	0.0	0	0	0	0	0	0	0	0	0	0	0	0	5	3	2	2	0	0	0	1-6-1		



2022 GAME-BY-GAME REGULAR-SEASON STATISTICS (TEXANS)

			KICKOFF RETURNS					PUNT RETURNS								
W	DATE	OPPONENT	P/S	RET	YDS	AVG	LG	TD	NO	FC	YDS	AVG	LG	TD	W/L	SCORE
01	09/11	Colts	P	0	0	0.0	0	0	0	0	0	0.0	0	0	T	20-20
02	09/18	at Broncos	P	1	22	22.0	22	0	0	0	0	0.0	0	0	L	9-16
03	09/25	at Bears	P	0	0	0.0	0	0	0	0	0	0.0	0	0	L	20-23
04	10/02	Chargers	P	1	24	24.0	24	0	0	0	0	0.0	0	0	L	24-34
05	10/09	at Jaguars	P	1	24	24.0	24	0	1	0	3	3.0	3	0	W	13-6
07	10/23	at Raiders	P	4	78	19.5	25	0	0	0	0	0.0	0	0	L	20-38
08	10/30	Titans	P	2	39	19.5	20	0	0	0	0	0.0	0	0	L	10-17
09	11/03	Eagles	P	0	0	0.0	0	0	0	0	0	0.0	0	0	L	17-29
2022 TOTALS			8-0	9	187	20.8	25	0	1	0	3	3.0	3	0	1-6	



M.J.
STEWART

29
DEFENSIVE BACK

Ht: 5-11

DOB: 9/16/1995

Texans Season: 1

Acquired: UFA-'22 (CLE)

Wt: 200

College: North Carolina

NFL Season: 5

TRANSACTIONS: Selected by the Tampa Bay Buccaneers in the second round (53rd overall) of the 2018 NFL Draft...Released by the Buccaneers on Aug. 6, 2020...Claimed off waivers by the Cleveland Browns on Aug. 8, 2020...Signed with the Houston Texans as an unrestricted free agent on March 24, 2022.

2022 (Houston 8/0):

- ✦ Has eight tackles (five solo) and a team-high and league-high eight special teams tackles (five solo) so far this season
- ✦ Completed the fake punt attempt and ran for three yards for a first down on fourth-and-1 at Chicago (9/25)
- ✦ Forced a fumble on a kick return in the fourth quarter vs. Los Angeles Chargers (10/2)

2021 (Cleveland 13/3):

- ✦ Tied his career-high with 28 tackles (10 solo), also notching four passes defended, two tackles for loss and his first career forced fumble
- ✦ Led the team with a career-high 11 tackles (eight solo) in addition to one pass defended and his first career forced fumble vs. Las Vegas (12/20)
- ✦ Paced the Browns with 10 tackles (nine solo) and two tackles for loss at Green Bay (12/25)
- ✦ Tallied five tackles (two solo) and two passes defended at Pittsburgh (1/3/22)

2020 (Cleveland 16/0, 2/1):

- ✦ Notched three tackles (two solo), 1.0 sack and a team-high two tackles for loss at Dallas (10/4). Dropped QB Dak Prescott for a six-yard loss and his first career sack
- ✦ Recorded his first career interception at Tennessee (12/6), also posting three tackles (two solo) and two passes defended
- ✦ Tied his season high with four tackles (three solo) and logged his second career interception vs. Pittsburgh (1/3/21)
- ✦ Made his first start of the season and first career postseason appearance in the Wild Card Round at Pittsburgh (1/10/21), notching nine tackles (all solo), one interception, one tackle for loss and one pass defended
- ✦ Appeared in the Divisional Round at Kansas City (1/17/21) and totaled four tackles (three solo)

2019 (Tampa Bay 10/1):

- ✦ Logged a career high-tying 28 tackles (seven solo) on the season as well as two passes defended

2018 (Tampa Bay 11/5):

- ✦ Posted a season-high nine tackles (eight solo) as well as one pass defended at the L.A. Rams (9/29)
- ✦ Recorded eight tackles (six solo) vs. Arizona (11/10)
- ✦ Tallied five tackles (four solo) and one pass defended in the season finale vs. Atlanta (12/29)

COLLEGE:

- ✦ Played four seasons (2014-17) at the University of North Carolina in Chapel Hill, N.C.
- ✦ Named honorable mention All-ACC in his final two seasons and second-team All-ACC as a sophomore
- ✦ Started all 12 games as a senior (2017) and tallied 45 tackles, five tackles for loss, 2.0 sacks, two quarterback hits and 12 passes defended, also returning 15 punts for 170 yards (11.3 avg.)
- ✦ Ranked sixth on the team with 66 tackles as a junior (2016) and had a team-high 11 passes defended, a team-best two forced fumbles and three fumble recoveries
- ✦ Tied for the ACC lead with 18 passes defended as a sophomore (2015), also recording 62 tackles, 2.5 tackles for loss, 1.0 sack, one forced fumble and four interceptions
- ✦ Appeared in 12 games as a freshman (2014) and finished with 26 tackles (14 solo), four passes defended, two interceptions and half a tackle for loss

PERSONAL:

- ✦ Attended Yorktown High School in Arlington, Va., where he played a variety of positions including running back, wide receiver, safety and cornerback
- ✦ Ran for 1,428 yards and 24 touchdowns as a senior
- ✦ Was twice named first-team All-Met by The Washington Post
- ✦ Earned his conference's offensive player of the year as a junior and also picked up All-Northeast Region and all-

TEXANS BIOS



district honors
 🏈 Totaled 77 tackles, 10 interceptions and returned three

punts for touchdowns as a junior
 🏈 Son of Marvin Sr. and Rhonda

M.J. STEWART'S NFL REGULAR SEASON DEFENSIVE STATISTICS

DATE	TEAM	GP	GS	TACKLES								INTERCEPTIONS					FUMBLES				ST					MISC	
				TK	S	A	TFL	YDS	SK	YDS	QBH	NO	YDS	LG	TD	PD	FF	FR	TD	YDS	TK	S	A	FF	FR	S	A
2018	Buccaneers	11	5	29	27	2	2	6	0.0	0.0	2	0	0	0	3	0	0	0	0	4	4	0	0	0	0	0	
2019	Buccaneers	10	1	35	28	7	0	0	0.0	0.0	0	0	0	0	2	0	0	0	0	0	0	0	0	0	0	0	
2020	Browns	16	0	17	13	4	2	8	1.0	6.0	1	2	51	30	0	3	0	0	0	0	5	5	0	0	0	0	0
2021	Browns	13	3	38	28	10	2	2	0.0	0.0	0	0	0	0	4	1	0	0	0	9	6	3	0	0	0	0	
2022	Texans	8	0	8	5	3	0	0	0.0	0.0	0	0	0	0	0	0	0	0	0	8	5	3	1	0	0	0	
NFL TOTALS		58	9	127	101	26	6	16	1.0	6.0	3	2	51	30	0	12	1	0	0	0	26	20	6	1	0	0	0

M.J. STEWART'S NFL POSTSEASON DEFENSIVE STATISTICS

DATE	TEAM	GP	GS	TACKLES								INTERCEPTIONS						FUMBLES				ST						MISC	
				TK	S	A	TFL	YDS	SK	YDS	QBH	NO	YDS	LG	TD	PD	FF	FR	TD	YDS	TK	S	A	FF	FR	S	A		
2020	Browns	2	1	13	12	1	1	2	0.0	0.0	0	1	3	3	0	1	0	0	0	0	1	1	0	0	0	0	0		
NFL TOTALS		2	1	13	12	1	1	2	0.0	0.0	0	1	3	3	0	1	0	0	0	0	1	1	0	0	0	0	0		

SINGLE-GAME HIGHS: DEFENSIVE

Total Tackles	11 vs. Las Vegas Raiders, Dec 20, 2021	Tackles For Loss	2 at Green Bay Packers, Dec 25, 2021
Solo Tackles	9 at Green Bay Packers, Dec 25, 2021	Interceptions	...1 more at 2. 1 vs. Pittsburgh Steelers, Jan 03, 2021
Sacks	1.0 at Dallas Cowboys, Oct 04, 2020	Interception Return Yards	...1 more at 1. 30 vs. Pittsburgh Steelers, Jan 03, 2021
Passes Defensed	2 at Pittsburgh Steelers, Jan 03, 2022	Special Teams Tackles	2 vs. Los Angeles Chargers, Oct 02, 2022
Forced Fumbles	...1 more at 2. 1 vs. Las Vegas Raiders, Dec 20, 2021	Special Teams Forced Fumbles	...7 more at 2. 1 vs. Los Angeles Chargers, Oct 02, 2022

SINGLE-GAME HIGHS - POSTSEASON: DEFENSIVE

Total Tackles	9 at Pittsburgh Steelers, Jan 10, 2021	Interceptions	1 at Pittsburgh Steelers, Jan 10, 2021
Solo Tackles	9 at Pittsburgh Steelers, Jan 10, 2021	Interception Return Yards	3 at Pittsburgh Steelers, Jan 10, 2021
Passes Defensed	1 at Pittsburgh Steelers, Jan 10, 2021	Special Teams Tackles	1 at Pittsburgh Steelers, Jan 10, 2021
Tackles For Loss	1 at Pittsburgh Steelers, Jan 10, 2021		

2022 GAME-BY-GAME REGULAR-SEASON STATISTICS (TEXANS)

			TACKLES								INTERCEPTIONS					FUMBLES				ST				MISC						
W	DATE	OPPONENT	P/S	TK	S	A	SK	YDS	TFL	YDS	QBH	NO	YDS	LG	TD	PD	FF	FR	TD	YDS	TK	S	A	FF	FR	S	A	W/L	SCORE	
01	09/11	Colts	P	0	0	0	0.0	0.0	0	0	0	0	0	0	0	0	0	0	0	0	0	2	2	0	0	0	0	T	20-20	
02	09/18	at Broncos	P	0	0	0	0.0	0.0	0	0	0	0	0	0	0	0	0	0	0	0	0	2	2	0	0	0	0	L	9-16	
03	09/25	at Bears	P	0	0	0	0.0	0.0	0	0	0	0	0	0	0	0	0	0	0	0	0	1	0	1	0	0	0	L	20-23	
04	10/02	Chargers	P	0	0	0	0.0	0.0	0	0	0	0	0	0	0	0	0	0	0	0	0	2	1	1	1	0	0	L	24-34	
05	10/09	at Jaguars	P	0	0	0	0.0	0.0	0	0	0	0	0	0	0	0	0	0	0	0	0	1	0	1	0	0	0	W	13-6	
07	10/23	at Raiders	P	0	0	0	0.0	0.0	0	0	0	0	0	0	0	0	0	0	0	0	0	0	0	0	0	0	0	L	20-38	
08	10/30	Titans	P	5	4	1	0.0	0.0	0	0	0	0	0	0	0	0	0	0	0	0	0	0	0	0	0	0	0	L	10-17	
09	11/03	Eagles	P	3	1	2	0.0	0.0	0	0	0	0	0	0	0	0	0	0	0	0	0	0	0	0	0	0	0	L	17-29	
2022 TOTALS			8-0	8	5	3	0.0	0.0	0	0	0	0	0	0	0	0	0	0	0	0	0	8	5	3	1	0	0	0	1-6-1	



DEREK STINGLEY JR.

24
DEFENSIVE BACK

Ht: 6-0

DOB: 6/20/2001

Texans Season: R **NFL Season:** R

Acquired: D1a-'22

Wt: 190

College: LSU

TRANSACTIONS: Selected by the Houston Texans in the first round (third overall) of the 2022 NFL Draft.

2022 (Houston 8/8):

- Has 41 tackles (33 solo), 1.0 sack, five passes defended and one interception on the season so far
- Made his first career NFL start and appearance while logging seven tackles (three solo) and one pass defended vs. Indianapolis (9/11)
- Recorded his first career interception picking off QB Trevor Lawrence in the end zone and finished with 7 tackles (six solo) at Jacksonville (10/9)

COLLEGE:

- Played three seasons (2019-21) at LSU in Baton Rouge, La., where he started 25 games and recorded 73 tackles, seven tackles for loss, six interceptions and 21 passes defended

2021 (LSU):

- Started the first three games of his junior season before being sidelined for the remainder of the year due to a foot injury
- Notched eight tackles, 3.5 tackles for loss and one forced fumble
- Tallied four tackles, 1.5 tackles for loss and a forced fumble vs. Central Michigan (9/18)

2020 (LSU):

- Started seven games at cornerback and tallied 27 tackles, 2.5 tackles for loss and five passes defended
- Named first-team All-America by the American Football Coaches Association for the second consecutive year
- Earned first-team All-SEC honors from the Associated Press and the league's coaches
- Tied his career high with six tackles (five solo) at Vanderbilt (10/3)
- Notched five tackles (four solo), a tackle for loss and a forced fumble at Auburn (10/31)
- Broke up a season-high three passes at Texas A&M (11/28)

2019 (LSU):

- Started all 15 games as a true freshman and registered 38 tackles and one tackle for loss
- Earned consensus first-team All-America honors from the

AFCA, Associated Press, ESPN, The Athletic, CBS, Sports Illustrated, Sporting News and USA Today

- Named first-team All-SEC and the unanimous selection for SEC Newcomer of the Year by the Associated Press
- Helped the Tigers to a 15-0 record and a win in the College Football Playoff National Championship
- Led the SEC and ranked No. 5 nationally with six interceptions while pacing the SEC and ranking No. 2 in the nation with 21 passes defended
- Grabbed his first career interception at Vanderbilt (9/21), adding five tackles (all solo) and a career-high four passes defended
- Wrapped up a career-high six tackles (five solo) vs. Florida (10/12) while defending two passes and recording an interception
- Recorded a season-high two interceptions, three passes defended and made five tackles in the SEC Championship Game vs. Georgia (12/7)

PERSONAL:

- Attended Dunham School in Baton Rouge, La., where he saw action at safety, cornerback, wide receiver and as a return specialist
- Was a consensus five-star prospect that Rivals rated as the nation's No. 1 player in the class of 2019
- Named a finalist for the 2018-19 Gatorade National Football Player of the Year and won Louisiana's Gatorade Player of the Year honors for 2018
- Led Dunham to the Louisiana Division III quarterfinals during his senior campaign, when he posted 24 receptions for 678 yards and eight touchdowns, rushed for 192 yards and four touchdowns and also notched four interceptions on defense, returning one for a touchdown
- Intercepted 14 passes over the final 20 games of his high school career
- Earned MVP honors on both offense and defense for his district as well as being first-team All-District on both sides of the ball
- Father, Derek, played cornerback in college at Purdue before transferring to Triton College to play baseball, and was later selected in the 1993 MLB Draft by the Philadelphia Phillies
- Grandfather, Darryl, was a first round draft pick of the New England Patriots out of Purdue in 1973



DEREK STINGLEY JR.'S NFL REGULAR SEASON DEFENSIVE STATISTICS

DATE	TEAM	GP	GS	TACKLES								INTERCEPTIONS						FUMBLES				ST						MISC		
				TK	S	A	TFL	YDS	SK	YDS	QBH	NO	YDS	LG	TD	PD	FF	FR	TD	YDS	TK	S	A	FF	FR	S	A	FF	FR	S
2022	Texans	8	8	41	33	8	0	0	1.0	0.0	0	1	9	9	0	5	0	0	0	0	0	0	0	0	0	0	0	0	0	0
NFL TOTALS		8	8	41	33	8	0	0	1.0	0.0	0	1	9	9	0	5	0	0	0	0	0	0	0	0	0	0	0	0	0	0

SINGLE-GAME HIGHS: DEFENSIVE

Total Tackles	8 at Denver Broncos, Sep 18, 2022	Interceptions	1 at Jacksonville Jaguars, Oct 09, 2022
Solo Tackles	8 at Denver Broncos, Sep 18, 2022	Interception Return Yards	9 at Jacksonville Jaguars, Oct 09, 2022
Passes Defensed	2 at Jacksonville Jaguars, Oct 09, 2022		
	...1 more at 2.		

2022 GAME-BY-GAME REGULAR-SEASON STATISTICS (TEXANS)

				TACKLES								INTERCEPTIONS					FUMBLES				ST				MISC					
W	DATE	OPPONENT	P/S	TK	S	A	SK	YDS	TFL	YDS	QBH	NO	YDS	LG	TD	PD	FF	FR	TD	YDS	TK	S	A	FF	FR	S	A	W/L	SCORE	
01	09/11	Colts	S	7	3	4	0.0	0.0	0	0	0	0	0	0	0	1	0	0	0	0	0	0	0	0	0	0	0	T	20-20	
02	09/18	at Broncos	S	8	8	0	0.0	0.0	0	0	0	0	0	0	0	2	0	0	0	0	0	0	0	0	0	0	0	L	9-16	
03	09/25	at Bears	S	3	3	0	1.0	0.0	0	0	0	0	0	0	0	0	0	0	0	0	0	0	0	0	0	0	0	L	20-23	
04	10/02	Chargers	S	5	4	1	0.0	0.0	0	0	0	0	0	0	0	0	0	0	0	0	0	0	0	0	0	0	0	L	24-34	
05	10/09	at Jaguars	S	7	6	1	0.0	0.0	0	0	0	1	9	9	0	2	0	0	0	0	0	0	0	0	0	0	0	W	13-6	
07	10/23	at Raiders	S	5	5	0	0.0	0.0	0	0	0	0	0	0	0	0	0	0	0	0	0	0	0	0	0	0	0	L	20-38	
08	10/30	Titans	S	5	3	2	0.0	0.0	0	0	0	0	0	0	0	0	0	0	0	0	0	0	0	0	0	0	0	L	10-17	
09	11/03	Eagles	S	1	1	0	0.0	0.0	0	0	0	0	0	0	0	0	0	0	0	0	0	0	0	0	0	0	0	L	17-29	
2022 TOTALS			8-8	41	33	8	1.0	0.0	0	0	0	1	9	9	0	5	0	0	0	0	0	0	0	0	0	0	0	1-6-1		



TAVIERRE
THOMAS

2

DEFENSIVE BACK

Ht: 5-10

DOB: 3/11/1996

Texans Season: 2 NFL Season: 5

Acquired: FA-'21

Wt: 205

College: Ferris State

TRANSACTIONS: Signed by the Arizona Cardinals as a college free agent on April 30, 2018...Waived by the Cardinals on Sept. 1, 2018...Claimed off waivers by the Cleveland Browns on Sept. 2, 2018...Signed by the Houston Texans as a free agent on March 22, 2021...Placed on the Texans reserve/injured list on Sept. 1, 2022...Activated from the reserve/injured list to the active roster on Nov. 3, 2022.

HONORS:

AFC Defensive Player of the Week (Week 16, 2021)

2022 (Houston 1/0):

- ✦ Made the initial 53-man roster but was placed on the reserve/injured list for Weeks 1-8
- ✦ Made his first appearance of the season and posted one tackle and one special teams tackle vs. Philadelphia (11/3)

2021 (Houston 17/8):

- ✦ Posted career-highs in games played (17), starts (eight), tackles (78 total, 46 solo), interceptions (two) and passes defended (four). Also tallied one tackle for loss, one quarterback hit, his first career pick-six, first career forced fumble and eight special teams tackles (five solo)
- ✦ Appeared in his first game as a Texan vs. Jacksonville (9/12), playing on special teams
- ✦ Registered his first tackle as a Texan at Cleveland (9/19)
- ✦ Made his first start as a Texan at Buffalo (10/3), tallying seven tackles (four solo)
- ✦ Logged four tackles (two solo) vs. New England (10/10)
- ✦ Made his second start of the season at Indianapolis (10/17), totaling five tackles (three solo) on defense and one tackle on special teams
- ✦ Finished tied for second on the team with seven tackles (two solo) along with one pass defended vs. the L.A. Rams (10/31)
- ✦ Tied for second-most tackles on the team with eight (six solo) at Miami (11/7)
- ✦ Led the team with three special teams tackles, also tallying five tackles on defense (three solo) at Tennessee (11/21)
- ✦ Finished with three tackles (all solo), a pass defended and one special teams tackle vs. the N.Y. Jets (11/28). Recorded his first career interception, picking off a pass from QB Zach Wilson
- ✦ Finished with four tackles (two solo), one tackle for loss and his first forced fumble of his career vs. Indianapolis

(12/5)

- ✦ Tied for the team lead with a career-high 11 tackles (seven solo) at Jacksonville (12/19)
- ✦ Placed second on the team with eight tackles (six solo), tied for the third-highest total of his career, vs. the L.A. Chargers (12/26). Intercepted a pass from QB Justin Herbert and returned it 48 yards for a touchdown, his second interception of the season and first career score
- ✦ Finished with seven tackles (five solo), a quarterback hit and two special teams tackles vs. Tennessee (1/9/22)

2020 (Cleveland 16/3, 2/0):

- ✦ Played in all 16 regular season games (three starts) and notched 20 total tackles (19 solo), 1.0 sack, two tackles for loss, one quarterback hit, one forced fumble and one fumble recovery. Also finished second on the Browns with 11 special teams tackles
- ✦ Recorded his first sack of the season at Baltimore (9/13) for a seven-yard loss
- ✦ Started his first game for the Browns and logged a season-high nine solo tackles vs. Cincinnati (9/17)
- ✦ Registered five special teams tackles at Dallas (10/4), which was the most by a Browns player since 2004

2019 (Cleveland 16/0):

- ✦ Saw action in all 16 games, primarily on special teams and accumulated nine special teams tackles and one fumble recovery

2018 (Cleveland 13/0):

- ✦ Appeared in 13 games, totaling seven special teams tackles and one solo tackle

COLLEGE:

- ✦ Played four seasons (2014-17) at Ferris State University in Big Rapids, Mich.
- ✦ Named Great Lakes Intercollegiate Athletic Conference (GLIAC) defensive back of the year as a senior when he led Ferris to a fourth-straight playoff appearance as a senior (2017). Tallied four interceptions and a team-high 18 pass breakups
- ✦ Earned consensus All-America accolades as a junior (2016) after finishing the year with 59 total tackles (36 solo), a team-high six interceptions and 15 pass breakups
- ✦ Notched 48 total tackles (28 solo), three interceptions and one forced fumble in his sophomore season (2015) for the Bulldogs



- Walked on as a freshman (2014), appearing in five games and logging one interception

PERSONAL:

Attended Detroit (Mich.) Allen High School



- Played against Texans DB Desmond King II in high school
- Went to Ferris State on an academic scholarship after posting a 3.8 GPA in high school

TAVIERRE THOMAS' NFL REGULAR SEASON DEFENSIVE STATISTICS

DATE	TEAM	GP	GS	TACKLES								INTERCEPTIONS						FUMBLES				ST					MISC	
				TK	S	A	TFL	YDS	SK	YDS	QBH	NO	YDS	LG	TD	PD	FF	FR	TD	YDS	TK	S	A	FF	FR	S	A	
2018	Browns	13	0	1	1	0	0	0	0.0	0.0	0	0	0	0	0	0	0	0	0	7	6	1	0	0	0	0		
2019	Browns	16	0	0	0	0	0	0	0.0	0.0	0	0	0	0	0	0	0	0	0	9	4	5	0	1	0	0		
2020	Browns	16	3	20	19	1	2	12	1.0	7.0	1	0	0	0	0	0	1	0	0	10	10	0	1	0	0	0		
2021	Texans	17	8	78	46	32	1	0	0.0	0.0	1	2	48	48t	1	4	1	0	0	0	8	5	3	0	0	0	0	
2022	Texans	1	0	1	0	1	0	0	0.0	0.0	0	0	0	0	0	0	0	0	0	1	1	0	0	0	0	0		
NFL TOTALS		63	11	100	66	34	3	12	1.0	7.0	2	2	48	48T	1	4	1	1	0	0	35	26	9	1	1	0	0	

TAVIERRE THOMAS' NFL POSTSEASON DEFENSIVE STATISTICS

		TACKLES										INTERCEPTIONS						FUMBLES				ST					MISC	
DATE	TEAM	GP	GS	TK	S	A	TFL	YDS	SK	YDS	QBH	NO	YDS	LG	TD	PD	FF	FR	TD	YDS	TK	S	A	FF	FR	S	A	
2020	Browns	2	0	1	1	0	0	0	0.0	0.0	0	0	0	0	0	0	0	0	0	0	3	1	2	0	0	0	0	
NFL TOTALS		2	0	1	1	0	0	0	0.0	0.0	0	0	0	0	0	0	0	0	0	0	3	1	2	0	0	0	0	

SINGLE-GAME HIGHS: DEFENSIVE

Total Tackles 11 at Jacksonville Jaguars, Dec 19, 2021
Solo Tackles 9 vs. Cincinnati Bengals, Sep 17, 2020
Sacks 1.0 at Baltimore Ravens, Sep 13, 2020
Passes Defensed 1 vs. Los Angeles Chargers, Dec 26, 2021
 ...3 more at 1.
Forced Fumbles 1 vs. Indianapolis Colts, Dec 05, 2021
Fumble Recoveries 1 vs. Washington Football Team, Sep 27, 2020

Tackles For Loss 1 vs. Indianapolis Colts, Dec 05, 2021
 ...2 more at 1.
Interceptions 1 vs. Los Angeles Chargers, Dec 26, 2021
 ...1 more at 1.
Interception Return Yards 48 vs. Los Angeles Chargers, Dec 26, 2021
Special Teams Tackles 5 at Dallas Cowboys, Oct 04, 2020
Special Teams Forced Fumbles 1 at New York Giants, Dec 20, 2020
Special Teams Fumble Recoveries 1 at New England Patriots, Oct 27, 2019

SINGLE-GAME HIGHS - POSTSEASON: DEFENSIVE

Total Tackles 1 at Pittsburgh Steelers, Jan 10, 2021
Solo Tackles 1 at Pittsburgh Steelers, Jan 10, 2021
Special Teams Tackles 3 at Pittsburgh Steelers, Jan 10, 2021

2022 GAME-BY-GAME REGULAR-SEASON STATISTICS (TEXANS)

			TACKLES									INTERCEPTIONS					FUMBLES				ST				MISC				
W	DATE	OPPONENT	P/S	TK	S	A	SK	YDS	TFL	YDS	QBH	NO	YDS	LG	TD	PD	FF	FR	TD	YDS	TK	S	A	FF	FR	S	A	W/L	SCORE
01	09/11	Colts		RESERVE/INJURED																			T	20-20					
02	09/18	at Broncos		RESERVE/INJURED																			L	9-16					
03	09/25	at Bears		RESERVE/INJURED																			L	20-23					
04	10/02	Chargers		RESERVE/INJURED																			L	24-34					
05	10/09	at Jaguars		RESERVE/INJURED																			W	13-6					
07	10/23	at Raiders		RESERVE/INJURED																			L	20-38					
08	10/30	Titans		INJURED RESERVE - DESIGNATED FOR RETURN																			L	10-17					
09	11/03	Eagles	P	1	0	1	0.0	0.0	0	0	0	0	0	0	0	0	0	0	0	0	1	1	0	0	0	0	0	L	17-29
2022 TOTALS			1-0	1	0	1	0.0	0.0	0	0	0	0	0	0	0	0	0	0	0	0	0	1	1	0	0	0	0	1-6-1	



LAREMY
TUNSIL

78
OFFENSIVE LINEMAN

Ht: 6-5

DOB: 8/2/1994

Texans Season: 4 NFL Season: 7

Acquired: T-'19 (MIA)

Wt: 313

College: Mississippi

TRANSACTIONS: Selected by the Miami Dolphins in the first round (13th overall) of the 2016 NFL Draft...Traded to the Houston Texans on Sept. 1, 2019...Signed a contract extension with the Texans on April 24, 2020...Placed on the Reserve/COVID-19 List on Aug. 13, 2021...Activated from the Reserve/COVID-19 List on Aug. 30, 2021...Placed on the Reserve/Injured List on Oct. 16, 2021.

HONORS:

- Pro Bowl selection (2x – 2019-20)
- 2016 PFWA All-Rookie Team

2022 (Houston 8/8):

- Posted a 86.4 PFF grade in Weeks 1-9, which was the fourth-highest among tackles in that time
- Started all eight games at left tackle
- Blocked for RB Dameon Pierce's 131-yard effort vs. the Los Angeles Chargers (10/2), the fourth-most rushing yards by a rookie in franchise history

2021 (Houston 5/5):

- Started all five games he played in at left tackle prior to being placed on the Reserve/Injured List
- Started in the season opener vs. Jacksonville (9/12) and helped the offense score 37 points, the highest Week 1 point total in franchise history
- Helped pave the way for an offense that averaged 6.4 yards per play vs. New England (10/10), the team's highest mark of the season

2020 (Houston 14/14):

- Earned Pro Bowl honors for the second-consecutive season after starting 14 games at left tackle for a team that recorded the highest passing yards per play in the NFL (8.31)
- Started at left tackle at Kansas City (9/10) in which the Texans rushed for 5.4 yards per attempt
- Blocked for QB Deshaun Watson at left tackle as Watson threw for 300 passing yards and two touchdowns vs. Minnesota (10/4)
- Started at left tackle vs. Jacksonville (10/11) and helped the Texans record 486 net yards and an average of 8.4 yards per play, which was the third-highest average in franchise history
- Blocked for QB Deshaun Watson at left tackle as Watson passed for 318 yards and four passing touchdowns at Detroit (11/26)
- Started at left tackle as part of an offensive line that

helped the Texans offense average a franchise record 9.6 yards per play vs. Cincinnati (12/27)

2019 (Houston 14/14, 2/2):

- Named to his first career Pro Bowl after being acquired via trade just eight days prior to Week 1
- Started in his Texans debut at New Orleans (9/9) and helped pave the way for a 7.83 rushing average, the second-best mark in a single game in franchise history
- Started at left tackle in the Week 3 win over the L.A. Chargers (9/22) and helped protect QB Deshaun Watson's 351-yard, three-touchdown passing performance
- Played in every offensive snap at Indianapolis (10/20) as part of an offensive line that paved the way for 391 yards of total offense
- Played in every offensive snap in his fourth consecutive start at left tackle vs. Atlanta (10/6), protecting QB Deshaun Watson who completed 84.8 percent of his passes for 426 yards and five touchdowns
- Started at left tackle at Kansas City (10/13) as part of an offensive line that did not allow a sack on QB Deshaun Watson for the second-consecutive week, the first time the Texans had accomplished the feat since Weeks 1-2 of the 2014 season
- Started at left tackle vs. Indianapolis (11/21) and helped block for 396 total net yards of offense, the eighth time on the season the Texans posted more than 350 total net yards
- Started at left tackle in the Wild Card Round vs. Buffalo (1/4/20), his second career playoff game and helped pave the way for the third most rushing yards in a postseason game in franchise history (141)
- Started at left tackle in the Divisional Round at Kansas City (1/12/20) and helped the offense gain the most total net yards (442) and most net passing yards (348) in a postseason game in franchise history

2018 (Miami 15/15):

- Started in 15 games for the Dolphins, paving the way for a run game that averaged 4.68 yards per play, the ninth-best average in the league
- Paved the way for a season-high 541 net yards of total offense in the Week 6 win vs. Chicago (10/14), including 380 yards and three touchdowns passing and 161 yards rushing on 31 carries (5.2 avg.)
- Blocked for an offense that produced 412 total net yards



vs. New England (12/9) with 265 yards and three touchdowns passing and 161 yards and three touchdowns rushing

2017 (Miami 15/15):

- Started in 15 games at left tackle as part of an offensive line that ranked 10th in the league in sacks per pass attempt with 5.48 percent
- Blocked for RB Jay Ajayi's 122 yards at L.A. Chargers (9/17), which snapped the Chargers' streak of 17-straight games without allowing a 100-yard rusher
- Started at left tackle and blocked for RB Kenyan Drake's first-career 100-yard performance with 120 yards and one touchdown vs. Denver (12/3)
- Paved the way for 114 yards rushing from RB Kenyan Drake vs. New England (12/11), his second-consecutive 100-yard performance

2016 (Miami 14/14, 1/1):

- Started 14 games in his rookie season, 12 at left guard and two at left tackle, becoming the first player in Dolphins history to start at least one game at guard and tackle in his rookie season
- Allowed just 0.5 sacks in his 12 starts at left guard
- Part of an offensive line that helped RB Jay Ajayi eclipse

the 1,000-yard rushing mark for the first time in his career, rushing the 1,272 yards, the third-best total in Dolphins history

- Paved the way for two straight 200-yard performances from RB Jay Ajayi with 204 yards vs. Pittsburgh (10/16) and 214 yards vs. Buffalo (10/23)

COLLEGE:

- Played three seasons (2013-15) at the University of Mississippi in Oxford, Miss., appearing in 29 games (26 starts) for the Rebels
- As a junior, helped the Rebels average 201.7 yards rushing and 514.0 total yards per game
- Earned second-team All-America and first-team All-SEC honors in back-to-back seasons (sophomore and junior)
- Played in 12 games (9 starts) as a true freshman and was named to the SEC All-Freshman team, earned freshman All-American honors and became only the second player in Ole Miss history to earn second-team All-SEC honors

PERSONAL:

- Attended Columbia (Fla.) High School, where he was a Class 6A All-State tackle and was ranked the fifth-best recruit in the nation by ESPN
- Son of Desiree Tunsil
- His brother, Alex Weber, was a wide receiver at Ole Miss

LAREMY TUNSIL'S NFL REGULAR SEASON STATISTICS

DATE	TEAM	GP	GS
2016	Dolphins	14	14
2017	Dolphins	15	15
2018	Dolphins	15	15
2019	Texans	14	14
2020	Texans	14	14
2021	Texans	5	5
2022	Texans	8	8
NFL TOTALS		85	85

LAREMY TUNSIL'S NFL POSTSEASON STATISTICS

DATE	TEAM	GP	GS
2016	Dolphins	1	1
2019	Texans	2	2
NFL TOTALS		3	3



2022 GAME-BY-GAME REGULAR-SEASON STATISTICS (TEXANS)

W	DATE	OPPONENT	P/S		W/L/ T	SCORE
01	09/11	Colts	S		T	20-20
02	09/18	at Broncos	S		L	9-16
03	09/25	at Bears	S		L	20-23
04	10/02	Chargers	S		L	24-34
05	10/09	at Jaguars	S		W	13-6
07	10/23	at Raiders	S		L	20-38
08	10/30	Titans	S		L	10-17
09	11/03	Eagles	S		L	17-29
2022 TOTALS			8-8		1-6-1	



**GARRET
WALLOW**

32
LINEBACKER

Ht: 6-2 **Wt:** 230
DOB: 1/25/1999 **College:** TCU
Texans Season: 2 **NFL Season:** 2
Acquired: D5b-'21

TRANSACTIONS: Selected by the Houston Texans with the 26th pick of the fifth round (170th overall) of the 2021 NFL Draft.

2022 (Houston 6/3):

- Has 10 tackles (four solo), one tackle for loss, one pass defended and three special teams tackles (two solo) so far in the 2022 season

2021 (Houston 17/2):

- Played in all 17 games and made two starts, totaling 20 defensive tackles (13 solo), two tackles for loss, 1.0 sack, one quarterback hit and three special teams tackles (two solo)
- Made his NFL debut in the season opener vs. Jacksonville (9/12), appearing on special teams
- Recorded his first career tackle on special teams vs. Carolina (9/23)
- Logged a career-high two tackles (both solo) vs. Indianapolis (12/5)
- Tallied two tackles (both solo) and his first career tackle for loss vs. Seattle (12/12)
- Made his first career start and tied for the team lead with a career-high 11 tackles (six solo), also notching 1.0 sack, one quarterback hit and one tackle for loss at Jacksonville (12/19). Sacked QB Trevor Lawrence for a one-yard loss in the fourth quarter, his first career sack
- Logged four tackles (two solo) vs. the L.A. Chargers (12/26)

COLLEGE:

- Played four seasons (2017-20) at Texas Christian University in Fort Worth, Texas, where he appeared in 49 games over his collegiate career and totaled 295 tackles (177 solo), 32.5 tackles for loss, 9.5 sacks, five passes defended, three forced fumbles and one interception
- Earned First Team All-Big 12 honors in 2020 after logging 90 total tackles (50 solo), which was the second most in the Big 12 on the year. Also contributed 9.0 tackles for loss, 3.0 sacks, three forced fumbles and five quarterback hits
- Ranked tied for ninth nationally at 10.4 tackles per game in 2019
- Made seven starts while seeing action in all 13 contests and placed third on the team with 72 tackles (46 solo) on the 2018 season
- Appeared in all 14 games as a true freshman and recorded eight total tackles on the season (four solo) while leading the team in special teams tackles with seven in 2017

PERSONAL:

- Attended John Curtis Christian School in New Orleans
- Totaled 67 stops, including a sack, with an interception and forced fumble his senior year
- Was named First Team All-State twice as a safety
- Lettered in basketball and also ran track as a senior at John Curtis, clocking personal bests in the 100 meters (11.30) and 400 meters (52.36)

GARRET WALLOW'S NFL REGULAR SEASON DEFENSIVE STATISTICS

DATE	TEAM	GP	GS	TACKLES								INTERCEPTIONS					FUMBLES					ST					MISC	
				TK	S	A	TFL	YDS	SK	YDS	QBH	NO	YDS	LG	TD	PD	FF	FR	TD	YDS	TK	S	A	FF	FR	S	A	
2021	Texans	17	2	20	13	7	2	4	1.0	1.0	1	0	0	0	0	0	0	0	3	2	1	0	0	0	0			
2022	Texans	6	3	10	4	6	1	3	0.0	0.0	0	0	0	0	0	1	0	0	0	3	2	1	0	0	0	0		
NFL TOTALS		23	5	30	17	13	3	7	1.0	1.0	1	0	0	0	0	1	0	0	0	6	4	2	0	0	0	0		



SINGLE-GAME HIGHS: DEFENSIVE

Total Tackles 11 at Jacksonville Jaguars, Dec 19, 2021
Solo Tackles 6 at Jacksonville Jaguars, Dec 19, 2021
Sacks 1.0 at Jacksonville Jaguars, Dec 19, 2021

Passes Defensed 1 at Jacksonville Jaguars, Oct 09, 2022
Tackles For Loss 1 vs. Philadelphia Eagles, Nov 03, 2022
 ...3 more at 1.
Special Teams Tackles 1 vs. Tennessee Titans, Oct 30, 2022
 ...5 more at 1.

2022 GAME-BY-GAME REGULAR-SEASON STATISTICS (TEXANS)

				TACKLES								INTERCEPTIONS					FUMBLES				ST				MISC				
W	DATE	OPPONENT	P/S	TK	S	A	SK	YDS	TFL	YDS	QBH	NO	YDS	LG	TD	PD	FF	FR	TD	YDS	TK	S	A	FF	FR	S	A	W/L	SCORE
01	09/11	Colts		INACTIVE																							T	20-20	
02	09/18	at Broncos		INACTIVE																							L	9-16	
03	09/25	at Bears	P	0	0	0	0.0	0.0	0	0	0	0	0	0	0	0	0	0	0	0	1	1	0	0	0	0	0	L	20-23
04	10/02	Chargers	P	3	0	3	0.0	0.0	0	0	0	0	0	0	0	0	0	0	0	0	0	0	0	0	0	0	0	L	24-34
05	10/09	at Jaguars	S	3	3	0	0.0	0.0	1	3	0	0	0	0	0	1	0	0	0	0	1	0	1	0	0	0	0	W	13-6
07	10/23	at Raiders	S	0	0	0	0.0	0.0	0	0	0	0	0	0	0	0	0	0	0	0	0	0	0	0	0	0	0	L	20-38
08	10/30	Titans	P	3	1	2	0.0	0.0	0	0	0	0	0	0	0	0	0	0	0	0	1	1	0	0	0	0	0	L	10-17
09	11/03	Eagles	S	1	0	1	0.0	0.0	0	0	0	0	0	0	0	0	0	0	0	0	0	0	0	0	0	0	0	L	17-29
2022 TOTALS			6-3	10	4	6	0.0	0.0	1	3	0	0	0	0	0	1	0	0	0	0	3	2	1	0	0	0	0	1-6-1	



JON
WEEKS

46
LONG SNAPPER

Ht: 5-10

DOB: 2/17/1986

Texans Season: 13 NFL Season: 13

Acquired: FA-'10

Wt: 242

College: Baylor

TRANSACTIONS: Signed by the Houston Texans as a free agent on April 28, 2010...Re-signed with the Texans on March 5, 2012...Signed a contract extension with the Texans on Sept. 7, 2015...Re-signed with the Texans on March 21, 2020...Released by the Texans on Sept. 5, 2020...Signed by the Texans on Sept. 7, 2020...Re-signed by the Texans on March 29, 2021...Re-signed with the Texans on March 1, 2022.

CAREER:

- Named to the 2015 Pro Bowl
- Signed by the Texans during the 2010 offseason and made the roster out of training camp
- Has handled every extra point, field goal and punt snaps and has contributed with 37 special teams tackles over 13 seasons with the team
- Holds the record for the most games played in Texans franchise history (198), having played in every game since 2010
- Owens a streak of 201 consecutive regular season games played, the longest streak in Texans history and the NFL's third-longest active streak
- The only Texan to play in every postseason game in team history
- One of only 10 players across the NFL to play in every game of the 2010s decade

2022 (Houston 8/0):

- Led the team with three assisted special team tackles at Denver (9/18)
- Has appeared in all seven games of the season and reached his 200th consecutive career game vs. Tennessee (10/30)

2021 (Houston 17/0):

- Played in all 17 games for the Texans, extending his franchise record of both consecutive and total games played with 193 appearances
- Logged a season-high 13 special teams snaps in the season opener vs. Jacksonville (9/12)
- Made his first special teams tackle of the season at Indianapolis (10/17)
- Handled the snap for K Ka'imi Fairbairn's franchise-record 61-yard field goal vs. Seattle (12/12)
- Posted his second special teams tackle of the season at San Francisco (1/2/22)

2020 (Houston 16/0):

- Snapped for every punt and kick in 16 regular season games (126 total snaps)
- Appeared in the season opener at Kansas City (9/10)
- Notched his first special teams tackle of the season at Pittsburgh (9/27)
- Tied Andre Johnson for the most games played in franchise history (169) at Cleveland (11/15)
- Set the record for the most games played in Texans franchise history (170) vs. New England (11/22)
- Handled eight total kicks vs. Tennessee (1/3/21)

2019 (Houston 16/0, 2/0):

- Snapped for every punt and kick in 16 regular season games and two postseason contests
- Handled nine total kicks in the Wild Card Round vs. Buffalo (1/4/20), including the game-winning field goal in overtime
- Handled 10 total kicks including six punts, three field goals and one extra point at Tampa Bay (12/21)
- Snapped for 10 total kicks, including seven punts, two field goals and one extra point vs. Jacksonville (9/25)

2018 (Houston 16/0, 1/0):

- Snapped on all punts and kicks in all 16 games, helping K Ka'imi Fairbairn score 150 points, the most points in a single season in franchise history
- Handled Fairbairn's 37 made field goals, which set a single-season franchise record
- Set a new Texans franchise record by playing in his 129th consecutive game (2010-18), passing K Kris Brown (123 straight games from 2002-09)

2017 (Houston 16/0):

- Served as long snapper on extra points, field goals and punts in all 16 regular season games
- Notched a special teams tackle at Cincinnati (9/14)
- Played in his 115th straight game at New England (9/24), passing Chester Pitts for the second-longest streak in Texans history
- Handled seven extra points, three field goals and two punts vs. Tennessee (10/1)
- Handled five punts, five extra points and one field goal at Seattle (10/29)
- Recorded his second special teams tackle of the season vs. Indianapolis (11/5)
- Handled three field goal attempts, one extra point attempt and four punts at Baltimore (11/27)



- Notched two special teams tackles vs. Pittsburgh (12/25)

2016 (Houston 16/0, 2/0):

- Served as long snapper on extra points, field goals and punts in all 16 regular season games and both postseason contests
- Helped K Nick Novak set the franchise single-season record with 35 made field goals
- Played in the 100th regular season game of his career vs. Tennessee (10/2)
- Logged special teams tackles at New England (9/22) and vs. Tennessee (10/2)

2015 (Houston 16/0, 1/0):

- Named to his first Pro Bowl
- Served as long snapper on extra points, field goal and punts in all 16 games
- Notched a career-high eight special teams tackles
- Recovered a fumble on a punt return by Titans WR Harry Douglas in the first quarter at Tennessee (12/27). RB Alfred Blue forced the fumble on the play, which led to a 22-yard field goal by K Nick Novak
- Served as the long snapper in Wild Card Game vs. Kansas City (1/9/16), his fifth career postseason game

2014 (Houston 16/0):

- Served as long snapper on extra points, field goal and punts in all 16 games
- Made a special teams tackle at N.Y. Giants (9/21)
- Recorded a special teams tackle at Dallas (10/5)

2013 (Houston 16/0):

- Saw action on special teams in all 16 games and made a career-high six special teams tackles

2012 (Houston 16/0, 2/0):

- Served as long snapper on extra points, field goal and punts in all 16 games plus both playoff games
- Helped K Shayne Graham set the team scoring record with 138 points
- Helped P Donnie Jones set the team punting record with a net average of 40.5 yards
- Recorded a special teams tackle at Denver (9/30)

2011 (Houston 16/0, 2/0):

- Served as long snapper on extra points, field goal and

punts for all 16 games of the season

- Helped K Neil Rackers set then-team records for field goals made (32) and points in a season (135)
- Made his postseason debut and saw action on special teams in AFC Wild Card Playoff vs. Cincinnati (1/7/12)

2010 (Houston 16/0):

- Served as long snapper on extra points, field goal and punts in all 16 contests
- Efforts helped K Neil Rackers convert 27-of-30 field goal attempts and 43-of-43 extra point opportunities
- Made his professional debut long snapping in the season opener vs. Indianapolis (9/12)
- Snapped on punt and field goal attempts at Washington (9/19) including Rackers' game-winning 35-yard field goal
- Contributed to Rackers hitting all three field goal attempts including a career long of 57 yards at Denver (12/26)

COLLEGE:

- Played four seasons (2004-07) at Baylor University in Waco, Texas
- Originally attended Baylor as an invited walk-on
- Earned a scholarship after his freshman season
- Was discovered at a special teams camp by the Baylor special teams coach
- Snapped for two-time Ray Guy Award winner Daniel Sepulveda
- Handled the long-snapping chores for Baylor from 2004-07 and earned four varsity letters

PERSONAL:

- Was in training to be an EMT when called by the Texans for a tryout
- An all-region offensive and defensive lineman for Mountain Ridge High School in Glendale, Ariz.
- Two-way player of the year selection
- Friday Night Fever Defensive Line Player of the Year
- Received the Curley Culp Award as Arizona's best defensive lineman
- Mountain Ridge recorded four straight winning records during his prep career and captured regional titles in both 2000 and 2002
- Mountain Lions went 24-2 during Weeks' last two seasons, which included a 14-1 mark and a state semifinal appearance as a junior in 2002

JON WEEKS' NFL REGULAR SEASON SPECIAL TEAMS STATISTICS

DATE	TEAM	GP	GS	TK	S	A	FF	FR
2010	Texans	16	0	3	1	2	0	0
2011	Texans	16	0	0	0	0	0	0
2012	Texans	16	0	2	0	2	0	0
2013	Texans	16	0	6	2	4	0	0
2014	Texans	16	0	2	2	0	0	0
2015	Texans	16	0	8	6	2	0	1
2016	Texans	16	0	2	2	0	0	0
2017	Texans	16	0	4	1	3	0	0
2018	Texans	16	0	1	0	1	0	0
2019	Texans	16	0	2	0	2	0	0
2020	Texans	16	0	1	1	0	0	0
2021	Texans	17	0	2	1	1	0	0
2022	Texans	8	0	4	0	4	0	0
NFL TOTALS		201	0	37	16	21	0	1



JON WEEKS' NFL POSTSEASON SPECIAL TEAMS STATISTICS

DATE	TEAM	GP	GS	TK	S	A	FF	FR
2011	Texans	2	0	1	1	0	0	0
2012	Texans	2	0	0	0	0	0	0
2015	Texans	1	0	0	0	0	0	0
2016	Texans	2	0	0	0	0	0	0
2018	Texans	1	0	0	0	0	0	0
2019	Texans	2	0	0	0	0	0	0
NFL TOTALS		10	0	1	1	0	0	0

2019 GAME-BY-GAME POSTSEASON STATISTICS (TEXANS)

W	DATE	OPPONENT	P	W/L	SCORE
01	01/04	Bills	P	W	22-19+
02	01/12	at Chiefs	P	L	31-51
2019 TOTALS			2	1-1	

+ - Overtime

2022 GAME-BY-GAME REGULAR-SEASON STATISTICS (TEXANS)

				TACKLES																INTERCEPTIONS					FUMBLES					ST				MISC			
W	DATE	OPPONENT	P/S	TK	S	A	SK	YDS	TFL	YDS	QBH	NO	YDS	LG	TD	PD	FF	FR	TD	YDS	TK	S	A	FF	FR	S	A	W/L	SCORE								
01	09/11	Colts	P	0	0	0	0.0	0.0	0	0	0	0	0	0	0	0	0	0	0	0	0	0	0	0	0	0	0	T	20-20								
02	09/18	at Broncos	P	0	0	0	0.0	0.0	0	0	0	0	0	0	0	0	0	0	0	0	0	3	0	3	0	0	0	L	9-16								
03	09/25	at Bears	P	0	0	0	0.0	0.0	0	0	0	0	0	0	0	0	0	0	0	0	0	0	0	0	0	0	0	L	20-23								
04	10/02	Chargers	P	0	0	0	0.0	0.0	0	0	0	0	0	0	0	0	0	0	0	0	0	0	0	0	0	0	0	L	24-34								
05	10/09	at Jaguars	P	0	0	0	0.0	0.0	0	0	0	0	0	0	0	0	0	0	0	0	0	0	0	0	0	0	0	W	13-6								
07	10/23	at Raiders	P	0	0	0	0.0	0.0	0	0	0	0	0	0	0	0	0	0	0	0	0	0	0	0	0	0	0	L	20-38								
08	10/30	Titans	P	0	0	0	0.0	0.0	0	0	0	0	0	0	0	0	0	0	0	0	0	1	0	1	0	0	0	L	10-17								
09	11/03	Eagles	P	0	0	0	0.0	0.0	0	0	0	0	0	0	0	0	0	0	0	0	0	0	0	0	0	0	0	L	17-29								
2022 TOTALS			8-0	0	0	0	0.0	0.0	0	0	0	0	0	0	0	0	0	0	0	0	0	4	0	4	0	0	0	1-6-1									



ISAAC
YIADOM

20
DEFENSIVE BACK

Ht: 6-1

DOB: 2/20/1996

Texans Season: 1

Acquired: FA-'22

Wt: 188

College: Boston College

NFL Season: 5

TRANSACTIONS: Selected by the Denver Broncos in the third round (99th overall) of the 2018 NFL Draft...Traded to the New York Giants on Sept. 3, 2020...Traded to the Green Bay Packers on Aug. 17, 2021...Placed on the Reserve/COVID-19 List on Nov. 3, 2021...Activated from the Reserve/COVID-19 List on Nov. 3, 2021...Released by the Packers on Jan. 21, 2022...Signed with the Houston Texans on March 24, 2022...Released by the Texans on Aug. 30, 2022...Signed with the Texans as a free agent on Sept. 1, 2022.

2022 (Houston 3/0):

- ✦ Appeared in the season opener vs. Indianapolis (9/11), at Denver (9/18) and at Jacksonville (10/9)

2021 (Green Bay 16/1):

- ✦ Made his first appearance as a Packer at New Orleans (9/12) and made one solo tackle
- ✦ Logged a season-high three tackles (two solo) in addition to two special teams tackles vs. Pittsburgh (10/3)
- ✦ Made his only start of the season at Chicago (10/17)

2020 (N.Y. Giants 16/10):

- ✦ Started a career-high 10 games and posted 28 tackles, half a sack, five passes defended, one quarterback hit and one forced fumble
- ✦ Posted a eight tackles (four solo) with one pass defended vs. San Francisco (9/27)
- ✦ Recorded his first career forced fumble in addition to two tackles (one solo) at the L.A. Rams (10/4)
- ✦ Matched his season high with eight tackles (four solo) and one pass defended vs. Tampa Bay (11/2)
- ✦ Credited with his first career half-sack in addition to six tackles (four solo) and one quarterback hit at Washington (11/8)

2019 (Denver 16/8):

- ✦ Totaled a season-high eight tackles (all solo) in the season opener at Oakland (9/9)
- ✦ Posted three tackles (all solo) and one tackle for loss vs.

Chicago (9/15)

- ✦ Tallied seven tackles (five solo) vs. the L.A. Chargers (12/1)

2018 (Denver 13/1):

- ✦ Played in his first NFL game at Baltimore (9/23), notching a season-high four tackles (three solo)
- ✦ Made his first NFL start and logged his first career pass defended at San Francisco (12/9)
- ✦ Notched his first career interception on a pass from QB Philip Rivers in the season finale vs. the L.A. Chargers (12/30), also posting two solo tackles

COLLEGE:

- ✦ Played four seasons (2014-17) at Boston College in Newton, Mass., appearing in 48 games (28 starts) and totaling 110 tackles (75 solo), three interceptions, one forced fumble and 24 passes defended
- ✦ Started all 13 games as a senior (2017) and finished with a career-high 53 tackles (36 solo), two interceptions and seven passes defended
- ✦ Presented with the Jay McGillis Memorial Scholarship Award at the conclusion of spring practice in 2017
- ✦ Played in 13 games (eight starts) as a junior (2016) and amassed 26 tackles (17 solo), one interception, one forced fumble and a career-best 10 passes defended
- ✦ Played in nine games (seven starts) as a sophomore (2015) and had 18 tackles (15 solo) and six passes defended
- ✦ Played in all 13 games as a freshman (2014), primarily on special teams, and tallied 13 tackles

PERSONAL:

- ✦ Attended Doherty Memorial High School in Worcester, Mass., where he was a member of the 2013 Division 4 State Championship Team
- ✦ As a senior, recorded 107 tackles, two interceptions and one forced fumble to earn Massachusetts High School Football Coaches Association All-State Super 26 honors



ISAAC YIADOM'S NFL REGULAR SEASON DEFENSIVE STATISTICS

DATE	TEAM	GP	GS	TACKLES								INTERCEPTIONS							FUMBLES					ST					MISC	
				TK	S	A	TFL	YDS	SK	YDS	QBH	NO	YDS	LG	TD	PD	FF	FR	TD	YDS	TK	S	A	FF	FR	S	A			
2018	Broncos	13	1	17	14	3	0	0	0.0	0.0	0	1	4	4	0	3	0	0	0	0	3	3	0	0	0	0	0			
2019	Broncos	16	8	38	28	10	1	9	0.0	0.0	0	0	0	0	0	4	0	0	0	0	5	4	1	0	0	0	0			
2020	Giants	16	10	45	28	17	0	0	0.5	7.5	1	0	0	0	0	5	1	0	0	0	1	1	0	0	0	0	0			
2021	Packers	16	1	7	6	1	0	0	0.0	0.0	0	0	0	0	0	0	0	0	0	0	3	3	0	0	0	0	0			
2022	Texans	3	0	0	0	0	0	0	0.0	0.0	0	0	0	0	0	0	0	0	0	0	0	0	0	0	0	0	0			
NFL TOTALS		64	20	107	76	31	1	9	0.5	7.5	1	1	4	4	0	12	1	0	0	0	12	11	1	0	0	0	0			

ISAAC YIADOM'S NFL POSTSEASON DEFENSIVE STATISTICS

		TACKLES										INTERCEPTIONS						FUMBLES				ST					MISC	
DATE	TEAM	GP	GS	TK	S	A	TFL	YDS	SK	YDS	QBH	NO	YDS	LG	TD	PD	FF	FR	TD	YDS	TK	S	A	FF	FR	S	A	
2021	Packers	0	0	0	0	0	0	0	0.0	0.0	0	0	0	0	0	0	0	0	0	0	0	0	0	0	0	0	0	
NFL TOTALS		0	0	0	0	0	0	0	0.0	0.0	0	0	0	0	0	0	0	0	0	0	0	0	0	0	0	0	0	

SINGLE-GAME HIGHS: DEFENSIVE

Total Tackles	8 vs. Tampa Bay Buccaneers, Nov 02, 2020 ...2 more at 8.	Tackles For Loss	1 vs. Chicago Bears, Sep 15, 2019
Solo Tackles	8 at Oakland Raiders, Sep 09, 2019	Interceptions	1 vs. Los Angeles Chargers, Dec 30, 2018
Sacks	0.5 at Washington Football Team, Nov 08, 2020	Interception Return Yards	4 vs. Los Angeles Chargers, Dec 30, 2018
Passes Defensed	2 at Seattle Seahawks, Dec 06, 2020 ...1 more at 2.	Special Teams Tackles	2 vs. Pittsburgh Steelers, Oct 03, 2021
Forced Fumbles	1 at Los Angeles Rams, Oct 04, 2020		

2022 GAME-BY-GAME REGULAR-SEASON STATISTICS (TEXANS)

			TACKLES								INTERCEPTIONS							FUMBLES					ST					MISC				
W	DATE	OPPONENT	P/S	TK	S	A	SK	YDS	TFL	YDS	QBH	NO	YDS	LG	TD	PD	FF	FR	TD	YDS	TK	S	A	FF	FR	S	A	W/L	SCORE			
01	09/11	Colts	P	0	0	0	0.0	0.0	0	0	0	0	0	0	0	0	0	0	0	0	0	0	0	0	0	0	0	T	20-20			
02	09/18	at Broncos	P	0	0	0	0.0	0.0	0	0	0	0	0	0	0	0	0	0	0	0	0	0	0	0	0	0	0	L	9-16			
03	09/25	at Bears		INACTIVE																								L	20-23			
04	10/02	Chargers		INACTIVE																								L	24-34			
05	10/09	at Jaguars	P	0	0	0	0.0	0.0	0	0	0	0	0	0	0	0	0	0	0	0	0	0	0	0	0	0	0	W	13-6			
07	10/23	at Raiders		INACTIVE																								L	20-38			
08	10/30	Titans		INACTIVE																								L	10-17			
09	11/03	Eagles		INACTIVE																								L	17-29			
2022 TOTALS			3-0	0	0	0	0.0	0.0	0	0	0	0	0	0	0	0	0	0	0	0	0	0	0	0	0	0	0	1-6-1				