



HOUSTON
TEXANS



X



WEEK 8

HOUSTON TEXANS vs TENNESSEE TITANS

SUNDAY, OCTOBER 30, 2022 | NRG STADIUM



Sunday, October 30, 2022 • 3:05 p.m. CT

NRG Stadium • Houston, Texas



HOUSTON TEXANS (1-4-1) VS TENNESSEE TITANS (4-2)



GAME PREVIEW

The Houston Texans will host the Tennessee Titans for the Week 8 matchup at NRG Stadium with kickoff scheduled for 3:05 p.m. CT.

The Texans offense had its most productive game of the season in Week 7, tallying season-highs in total net yards (404), first downs (21) and third-down efficiency (60 percent). QB Davis Mills threw for 302 passing yards and two scores, the first time he's passed for over 300 yards this season and the fifth time in his career, which leads all quarterbacks from the 2021 Draft Class.

RB **Dameon Pierce** finished with 117 scrimmage yards (92 rushing yards, 25 receiving yards), going over 100 yards from scrimmage for the fourth consecutive game. Pierce also upped his season rushing total to 504 yards, which ranks sixth in the NFL. Furthermore, Pierce is just the sixth rookie drafted in the fourth round or later since 1970 to eclipse 500 rushing yards in their first six NFL games.

Eight different pass catchers hauled in two or more passes at Las Vegas in Week 7, with both WR **Chris Moore** and WR **Phillip Dorsett** posting their first touchdowns of 2022. Moore's touchdown marked the second time he's connected with Mills and Dorsett's touchdown reception was his first since Week 11 of 2019.

On defense, the 2022 third-round pick LB **Christian Harris** made his debut finishing with one tackle. On special teams, K **Ka'imi Fairbairn** booted a 55-yard field goal at Las Vegas, which tied the second-longest field goal of his career against San Francisco on Dec. 10, 2017.

Following the game against the Titans, the Texans will host the Philadelphia Eagles on Thursday Night Football at NRG Stadium, which marks the 15th time the team has played a Thursday game.

BROADCAST INFORMATION

©CBS SPORTS NATIONAL TELEVISION: CBS (KHOU, Ch. 11)

Greg Gumbel Play-By-Play
Adam Archuleta Color Analyst
AJ Ross Sideline



LOCAL RADIO: SportsRadio610 (610 AM, 100.3 FM)

Marc Vandermeer Play-By-Play
Andre Ware Color Analyst
John Harris Sideline



SPANISH RADIO: Mega 101 FM (101.1 FM)

Enrique Vasquez Play-By-Play
Gustavo Rangel Color Analyst

2022 SCHEDULE

| Day | Date | Opponent | TV/Result | Time/Result |
|----------|----------|-------------------------|-----------|-------------|
| Sunday | Sept. 11 | INDIANAPOLIS COLTS | T | 20-20 OT |
| Sunday | Sept. 18 | at Denver Broncos | L | 16-9 |
| Sunday | Sept. 25 | at Chicago Bears | L | 23-20 |
| Sunday | Oct. 2 | LOS ANGELES CHARGERS | L | 34-24 |
| Sunday | Oct. 9 | at Jacksonville Jaguars | W | 13-6 |
| | | BYE | | |
| Sunday | Oct. 23 | at Las Vegas Raiders | L | 38-20 |
| Sunday | Oct. 30 | TENNESSEE TITANS | CBS | 3:05 p.m. |
| Thursday | Nov. 3 | PHILADELPHIA EAGLES | Prime | 7:15 p.m. |
| Sunday | Nov. 13 | at New York Giants | CBS | Noon |
| Sunday | Nov. 20 | WASHINGTON COMMANDERS | FOX | Noon |
| Sunday | Nov. 27 | at Miami Dolphins | CBS | Noon |
| Sunday | Dec. 4 | CLEVELAND BROWNS | CBS | Noon |
| Sunday | Dec. 11 | at Dallas Cowboys | FOX | Noon |
| Sunday | Dec. 18 | KANSAS CITY CHIEFS | CBS | Noon |
| Saturday | Dec. 24 | at Tennessee Titans | CBS | Noon |
| Sunday | Jan. 1 | JACKSONVILLE JAGUARS | CBS | Noon |
| Sat/Sun | Jan. 7/8 | at Indianapolis Colts | TBD | TBD |

All kickoff times are Central; Home Games in **BOLD**
All games are broadcast live on Texans Radio on SportsRadio610,
100.3 The Bull and in Spanish on Mega 101 FM.

TABLE OF CONTENTS

| | |
|--|--------|
| Game Information..... | 2 |
| Media Services & Schedule | 3 |
| Media Policy..... | 4 |
| Texans Care | 5 |
| By The Numbers..... | 6-7 |
| Offensive & Defensive Stats..... | 8-9 |
| Team Notes | 10-18 |
| The Coaches..... | 19-21 |
| Texans-Titans Matchup Information & Connections..... | 22-24 |
| Player Quick Notes..... | 25-31 |
| 2022 NFL Standings | 32 |
| 2022 Texans Transactions | 33-34 |
| Texans Rosters & Unofficial Depth Chart..... | 35-40 |
| 2021 Texans Starters & Participation..... | 41-42 |
| 2021 Miscellaneous Stats | 43-64 |
| 2022 Game Summaries | 65-89 |
| Texans Bios | 85-225 |

HOUSTON TEXANS MEDIA SERVICES



HOUSTON TEXANS ON NFL OMG

The Texans' media website is www.NFLOMG.com. Please follow the link and click on the Texans logo to access the team's page. It is an easy-to-use, one-stop shop for all media needs and information regarding the Texans.

For customized access to the NFL OMG site, please utilize your email address as your username and "TexansMedia" as your password. If you have any issues accessing the site, please contact **Tim Wiemann** at tim.wiemann@houstontexans.com or 847-452-6617. For generic access, please utilize the username "HoustonTexans" and password "TexansMedia".

The Texans' interactive site will contain the complete 2022 Media Guide, all weekly game releases, player bios and rosters, Texans staff information and bios, weekly flip cards, a game tracker, all Texans team and individual records and statistics, Texans historical information, daily press releases, transcripts and much more.

The game releases are updated weekly during the season and available in a PDF format. Team notes, player bios, team and individual records, miscellaneous stats and game summaries are updated following each game and posted on the site.

In an effort to significantly reduce paper waste at NRG Stadium, the Texans will digitally provide live statistics, updated player notes, postgame quotes and more during the 2022 season.

NFLOMG.COM

Username: (your email address)

Password: TexansMedia

HOUSTONTEXANS.COM

Fans can access coverage on www.HoustonTexans.com throughout the season on Texans TV. The Texans stream live video of press conferences as well as game highlights, interviews, in-depth team features, community recaps, NFL Network footage and much more.

HOUSTON TEXANS FTP FOOTAGE

The Texans regularly distribute press conference footage and b-roll packages via Dropbox. If you would like to be added to the distribution list, members of which receive emails when new content is uploaded, please contact **Tim Wiemann** at tim.wiemann@houstontexans.com.

TRANSCRIPTS

The Texans communications staff sends out transcripts of press conferences, open locker room interviews and postgame interviews throughout the season. To be added to the Texans email list, please contact **Rachel Richards** at rachel.richards@houstontexans.com. All transcripts will also be posted on the Houston Texans NFL OMG website at www.NFLOMG.com.

TEXANS PR ON TWITTER

For up-to-the-second news, press releases, transcripts, game information, bios, notes and a variety of other information on the Houston Texans, follow the Texans PR Department on Twitter: [@TexansPR](https://twitter.com/TexansPR).

WEEKLY MEDIA SCHEDULE

WEDNESDAY, OCTOBER 26

9 a.m. Practice*
11 a.m. Head Coach **Lovie Smith** media availability in the media workroom
11:15 a.m. **QB Davis Mills** and **WR Brandin Cooks** media availability in the media workroom
12:45 a.m. **Texans Players** media availability in open locker room

THURSDAY, OCTOBER 27

9 a.m. Practice*
11 a.m. Offensive Coordinator **Pep Hamilton**, Special Teams Coordinator **Frank Ross** and offensive assistant coaches media availability in the media workroom
12:30 a.m. **Texans Players** media availability in open locker room and media workroom

FRIDAY, OCTOBER 28

9 a.m. Practice*
10:30 a.m. Head Coach **Lovie Smith** media availability in the media workroom
10:45 a.m. **Texans Players** media availability in open locker room and media workroom

SATURDAY, OCTOBER 29

Walkthrough No availability

SUNDAY, OCTOBER 30

3:05 p.m. CT Houston Texans vs. Tennessee Titans (NRG Stadium)
Postgame Head Coach **Lovie Smith** and **Texans Players** available in team auditorium and open locker room

**Media will be able to watch and shoot the first 30 minutes of practice*

TEXANS COMMUNICATIONS STAFF



Omar Majzoub
Director of
Communications



Lindsey Fox
Business & Internal
Communications
Manager



Evert Geerlings
Football
Communications
Manager



Jack Holmes
Communications
Intern



Rachel Richards
Communications
Intern



Tim Wiemann
Communications
Intern

CONTACTING THE TEXANS COMMUNICATIONS STAFF

| Staff Member | Email | Phone |
|-----------------|--|--------------|
| Omar Majzoub | omar.majzoub@houstontexans.com | 281-900-5708 |
| Lindsey Fox | lindsey.fox@houstontexans.com | 346-646-2599 |
| Evert Geerlings | evert.geerlings@houstontexans.com | 346-455-7742 |
| Jack Holmes | jack.holmes@houstontexans.com | 281-760-7657 |
| Rachel Richards | rachel.richards@houstontexans.com | 717-480-2788 |
| Tim Wiemann | tim.wiemann@houstontexans.com | 847-452-6617 |

TEXANS REGULAR SEASON MEDIA POLICY



In accordance with NFL guidelines, the Houston Texans have implemented the below rules and regulations to accommodate media access. The Texans PR staff will communicate the schedule for practices and media availabilities via email. If you have any questions about the policy outlined below, please contact Omar Majzoub at omar.majzoub@houstontexans.com.

MEDIA AVAILABILITY:

- Head Coach Lovie Smith is available at the podium on Monday, Wednesday, Friday and Postgame.
- Offensive Coordinator Pep Hamilton and a rotation of defensive coaches are available on Thursday.
- Primary Assistant Coaches are available every other Thursday and upon request.
- Texans players are available on Tuesday, Wednesday, Thursday, Friday and Postgame. Open Locker Room is on Wednesday, Thursday, Friday and Postgame while select players are at the podium.

INTERVIEW REQUESTS:

- All interview requests for Houston Texans, executives, coaches and players should go through the Texans communications department. Members of the Texans organization, including players, should not be contacted directly for interview requests.
- Please give Evert Geerlings (evert.geerlings@houstontexans.com) at least a 24-hour notice for any 1-on-1 interview requests. Players who did not fully participate in practices or games will not be available for interviews.
- Interview requests for General Manager Nick Caserio and Head Coach Lovie Smith should be directed to Omar Majzoub at omar.majzoub@houstontexans.com.

ACCESS TO NRG PARK:

- The Texans communications staff will work with approved media to determine which players will be made available and send weekly availability schedules via email.
- Media will park in the Teal Lot on Murworth Dr. There is no parking pass required. Approved media will be on a security list.
- The media entrance and media will call at NRG Stadium is on the west side of the stadium at the corner of Kirby Drive and Murworth Drive.
- After practice, media has access to NRG Stadium as a working space with available bathrooms and WiFi.

REPORTING / SHOOTING / SOCIAL MEDIA:

- Practices are expected to start at 8 a.m. during the regular season and media will view the first 30 minutes.
- Media are permitted to shoot video and still photography of practice during designated shooting portions, which will be announced by a member of the Texans communications staff.
- Tweeting is also permitted during the designated shooting portions of practice but all media must follow the reporting / social media rules set forth by the team.
- Broadcasting live, including social media (Facebook Live, Instagram Live, etc.), is not permitted during practice. Additionally, media members are not permitted to take phone calls.
- Media members may only report on what is being viewed on the designated practice fields.
- Tweeting/reporting of non-strategy events & exceptional plays is allowed during practice
- A member of the Texans communications staff will be in the designated media areas to help answer questions.

POOL SERVICES:

- To get added to the Texans general email distribution list for media, which includes weekly schedules, transactions and more, please contact Tim Wiemann at tim.wiemann@houstontexans.com.
- The Texans will provide pool video and press conference footage within a reasonable timeframe. Please email Tim Wiemann at tim.wiemann@houstontexans.com to be added to the distribution list.
- The Texans will transcribe all podium availabilities and send them via email. Please email Rachel Richards at rachel.richards@houstontexans.com to be added to the distribution list.

OPEN LOCKER ROOM:

- Open locker room sessions may not be broadcast live, including on social media (Facebook Live, Instagram Live, etc.), by an individual or media outlet. Additionally, still photos are not permitted in the locker room.
- Signs, notes and other personal items posted around the locker room and inside of or at player's lockers may not be photographed, videotaped or reported on
- Videographers must shoot tight shots of players conducting interviews at their lockers and shooting is only allowed when a player is engaged in an interview
- Please wait for players to be dressed before approaching for interviews and make sure they are standing with their back to their locker during an interview unless otherwise permitted
- Work with a member of the Texans PR staff to ensure the locker room is a comfortable environment for all.

CREDENTIALS:

- The 2022 credential application is available online. The deadline for requesting single-game passes is Tuesday by 5 p.m. CT the week of each home game.
- If you are a regular member of the Houston media who would like to cover the Texans on the road, submit your request for credentials and parking passes to Omar Majzoub at omar.majzoub@houstontexans.com.
- For more gameday information regarding cover the Texans during the 2022 season, please contact Lindsey Fox at lindsey.fox@houstontexans.com.

TOPICS TO AVOID:

- Potential severity of an injury until it's addressed by Head Coach Lovie Smith.
- Game strategy – formations, plays, substitution packages, game plan, etc.
- Which players are practicing with individual units (first-team, second-team, goal line, nickel, etc.).
- Conversations that take place on field between players, coaches and/or staff.
- Players who line up in positions different from the one listed on the current roster.

VIOLATIONS:

- All media who cover the Houston Texans must comply with the media policy in order to be credentialed for games or practices during the 2022 season.
- Texans PR will issue a formal, written notice to media members each time there is a violation of the policy.
- Any violation of the Texans media policy could result in disciplinary action, including but not limited to:
 - Limited or No Open Locker Room Access
 - Limited or No Gameday/Practice Access
 - Suspension of 2022 Credential



TEXANS VISIT TO TEXAS CHILDREN'S HOSPITAL



Texans LB **Kamu Grugier-Hill**, DB **Jonathan Owens** and OL **Kurt Hinish** visited Texas Children's to play bingo and spend time with patients. The Texans Cheerleaders also visited the hospital to teach patients a routine.



TEXANS ROOKIES HOST PLAY 60 DAY



On Monday, the Texans rookie class hosted a PLAY 60 Day for 100 4th and 5th grade students at Burnet Elementary School. The rookies spent time with the kids, helped them run through drills and encouraged them to stay active.



QUICK HITS

302

Passing yards by QB **Davis Mills** in Week 7 at Las Vegas Raiders, his highest single-game passing yards this year

4,014

Passing yards reached by QB Davis Mills on his 19th career game in Week 7 at Las Vegas Raiders, becoming just the fourth quarterback in franchise history to surpass 4,000 yards

17

Missed tackles forced by RB **Dameon Pierce** vs. Jacksonville (10/9), the most forced missed tackles PFF has ever recorded in a single game

75

Yard rushing touchdown by RB **Dameon Pierce** in Week 4 vs. the Los Angeles Chargers (10/2), the third-longest rushing touchdown in Texans history and the second touchdown of his career

504

Total rushing yards for RB **Dameon Pierce** through Week 7, the sixth most in the NFL and most by a rookie running back this season

8,000

Yards reached by WR **Brandin Cooks** in Week 2 at Denver (9/18), making him the 10th player in NFL history to reach that mark before turning 29 years old

58

Yard reception by WR **Nico Collins** in Week 4 vs. Los Angeles Chargers (10/2), the longest reception of his career

22

Yard touchdown catch by TE **O.J. Howard** in his Texans debut vs. Indianapolis (9/11), becoming the third player in franchise history with two touchdown catches in Week 1

6

Points allowed by the defense in a 13-6 victory over Jacksonville (10/9), the first time the Texans have held the opponent to single-digits since 2019

3

Players in Texans history to record an interception, a forced fumble and a sack in the same game, most recently accomplished by DL **Jerry Hughes** vs. Indianapolis (9/11)

18

Total tackles by LB **Kamu Grugier-Hill** in Week 1 of the 2022 season vs. Indianapolis (9/11), tied for the most by any NFL player in a Week 1 game

1

First career interception by DB **Derek Stingley Jr.** at Jacksonville (10/9) marking the third interception by a Texans rookie this season

11

Total tackles by rookie DB **Jalen Pitre** in Week 1 vs. Indianapolis (9/11), the second-most among rookies making their Texans debut

40

Solo tackles by DB **Jonathan Owens** so far in the 2022 season, which tied DeMeco Ryans (2007) for the most solo tackles in franchise history through Week 7

199

Consecutive games played by LS **Jon Weeks**, the third-longest active games-played streak in the NFL



TEXANS ROSTER QUICK FACTS

Oldest: LS **Jon Weeks** (36, born 2/7/86)

Youngest: DB **Derek Stingley Jr.** (21, born 6/20/01)

Tallest: OL **Charlie Heck** (6-8)

Shortest: DB **Grayland Arnold**, RB **Rex Burkhead**, WR **Brandin Cooks**, WR **Phillip Dorsett**, DB **Desmond King II**, RB **Dameon Pierce**, LS **Jon Weeks** (5-10)

Heaviest: OL **Kenyon Green** (323 lbs)

Lightest: WR **Brandin Cooks**, K **Ka'imi Fairbairn** (183 lbs)

Most NFL Seasons: LS **Jon Weeks**, DL **Jerry Hughes** (13)

State that produced the most Texans: Texas – 6 (DB **Grayland Arnold**, RB **Rex Burkhead**, OL **Kenyon Green**, DL **Jerry Hughes**, LB **Ogbonnia Okoronkwo**, DB **Jalen Pitre**)

College(s) that produced the most Texans: 3 – Minnesota (LB **Blake Cashman**, WR **Tyler Johnson**, DB **Eric Murray**), Baylor (DB **Grayland Arnold**, DB **Jalen Pitre**, LS **Jon Weeks**)

Texans with relatives in professional sports: 3 – FB **Troy Hairston** (father, Troy Sr., spent time with the Philadelphia Phillies organization), OL **Charlie Heck** (father, Andy, is an OL coach for the Kansas City Chiefs), RB **Dare Ogunbowale** (sister, Arike, plays for the WNBA Dallas Wings)

Texans from around the globe: 1 – P **Cameron Johnston** (Australia)



QB DAVIS MILLS

986 yards away from 5,000 career passing yards and seven touchdowns away from 30 career passing touchdowns.

RB DAMEON PIERCE

Averaging 84 rush yards per game and is on pace for 1,428 rushing yards his rookie season. Only 14 NFL rookies since 1970 have surpassed 1,400 rushing yards their first season (Last - Cowboys RB Ezekiel Elliot with 1,631 rushing yards in 2016).

Is on pace to pass 1,000 rushing yards in 12 games. Only five players in Texans history have rushed for over 1,000 in a season, including Arian Foster, Carlos Hyde, Domanick Williams, Lamar Miller, and Steve Slaton.

RB REX BURKHEAD

100 yards away from 2,000 career rushing yards and 47 yards away from 1,500 career receiving yards. If he passes both of those milestones this season, he would join just 12 other active players in the NFL to accomplish that feat.

WR BRANDIN COOKS

One touchdown away from 50 career touchdowns (47 receiving touchdowns and 2 rushing touchdowns).

532 yards away from 3,000 receiving yards with the Texans.

WR NICO COLLINS

249 yards away from 1,000 career receiving yards in just his second NFL season. Only four other wide receivers in franchise history have passed 1,000 receiving yards in just their second year (Andre Johnson, DeAndre Hopkins, Owen Daniels, Will Fuller).

WR PHILLIP DORSETT

196 yards away from 2,000 career receiving yards.

WR CHRIS MOORE


134 yards away from 1,000 career receiving yards.

TE JORDAN AKINS

77 yards away from passing Ryan Griffin (1,491) as the tight end with the second-most yards in franchise history.

TE O.J. HOWARD

191 receiving yards away from 2,000 career receiving yards.



DL MALIEK COLLINS

10 tackles away from 150 total tackles and four quarterback hits away from 100 career quarterback hits.

LB KAMU GRUGIER-HILL

15 tackles away from 250 career tackles.

DL JERRY HUGHES

6.0 sacks away from a season-high 10.0 sacks which he accomplished in 2013 and 2014 with the Bills

8.0 sacks away from 70.0 career sacks.

LB CHRISTIAN KIRKSEY

23 tackles away from 700 career tackles

DB STEVEN NELSON

38 tackles away from 400 career total tackles and two interceptions away from 10 career interceptions.

DB JONATHAN OWENS

With 56 total tackles over six games in the NFL, Owens is on pace to record 158 total tackles this season. Only one player in Texans history has recorded over 140 tackles in a single season (Zach Cunningham recorded 163 tackses in 2020).

DB JALEN PITRE

With 42 total tackles over six games in the NFL, Pitre is over half the way to breaking Zach Cunningham's single-season tackle record by a Texans rookie (82 tackles in 2017). He just needs 40 more tackles in the remaining 11 games of the 2022 season to break the record.

Four interceptions away from surpassing the rookie interception record set by Dunta Robinson (6) in 2004.

DB DESMOND KING II

Two interceptions away from reaching 10 career interceptions.

P CAMERON JOHNSTON

13 yards away from reaching 15,000 career gross punt yards. He would become one of three punters in the NFL since 1939 to surpass 15,000 gross punt yards in under 350 punts.

Currently has a 47.1 gross punting average, which is the tied for the seventh-highest average among all punters since 1939 (min. 100 punts). The record is currently 49.1 yards held by Detroit P Jack Fox.

LS JON WEEKS

One game away from 200 career NFL games. There are currently only 16 other active players in the NFL that have over 200 career NFL games.

K KA'IMI FAIRBAIRN

19 field goals away from passing 150 career field goals made and 36 points away from 600 career points. There are only 15 active kickers who reached over 150 field goals made in their careers.

2022 TEXANS OFFENSIVE STATISTICS



| WON 1, LOST 4, TIED 1 | | | | |
|-----------------------|---|------------|-----------------|--------|
| 09/11 | T | 20-20 (OT) | Indianapolis | 69,415 |
| 09/18 | L | 9-16 | at Denver | 76,191 |
| 09/25 | L | 20-23 | at Chicago | 60,592 |
| 10/02 | L | 24-34 | L.A. Chargers | 69,071 |
| 10/09 | W | 13-6 | at Jacksonville | 60,018 |
| 10/23 | L | 20-38 | at Las Vegas | 61,228 |

| 2022 TEAM STATISTICS | | | | |
|----------------------------------|--|---------|---------|--|
| | | HOU | OPP. | |
| FIRST DOWNS | | | | |
| Rushing | | 104 | 139 | |
| Passing | | 35 | 50 | |
| Penalty | | 56 | 79 | |
| Third Down-Made/Att | | 13 | 10 | |
| Third Down Efficiency | | 28/80 | 33/80 | |
| Fourth Down-Made/Att | | 35.0% | 41.3% | |
| Fourth Down Efficiency | | 3/8 | 3/8 | |
| TOTAL NET YARDS | | 37.5% | 37.5% | |
| Avg. Per Game | | 1,860 | 2,471 | |
| Total Plays | | 310.0 | 411.8 | |
| Avg. Per Play | | 358 | 412 | |
| NET YARDS RUSHING | | 5.2 | 6.0 | |
| Avg. Per Game | | 604 | 988 | |
| Total Rushes | | 100.7 | 164.7 | |
| Avg. Per Rush | | 138 | 189 | |
| NET YARDS PASSING | | 4.4 | 5.2 | |
| Avg. Per Game | | 1,256 | 1,483 | |
| Sacked/Yards Lost | | 209.3 | 247.2 | |
| Gross Yards | | 13/94 | 12/61 | |
| Attempts/Completions | | 1,350 | 1,544 | |
| Pct. of Completion | | 207/132 | 211/127 | |
| Had Intercepted | | 63.8% | 60.2% | |
| PUNTS/AVERAGE | | 5 | 6 | |
| Net Punting Average | | 27/49.3 | 22/46.0 | |
| PUNT RETURN/AVG. | | 43.4 | 41.5 | |
| KICKOFF RETURN/AVG. | | 7/8.6 | 16/8.7 | |
| INTERCEPTION RETURN/AVG. | | 7/21.1 | 15/18.1 | |
| PENALTIES/YARDS | | 6/12.3 | 5/26.0 | |
| FUMBLES/BALL LOST | | 33/265 | 43/374 | |
| TOUCHDOWNS | | 7/1 | 11/2 | |
| Rushing | | 10 | 14 | |
| Passing | | 3 | 8 | |
| Returns | | 7 | 5 | |
| EXTRA POINTS/ATTEMPTS | | 0 | 1 | |
| TWO POINT CONVERSION/ATT. | | 10/10 | 14/14 | |
| FIELD GOALS/ATTEMPTS | | 0/0 | 0/0 | |
| AVG. TIME OF POSSESSION | | 12/14 | 13/14 | |
| | | 28:36 | 31:24 | |

| SCORE BY PERIODS | | | | | | |
|------------------|----|----|----|----|-------|-------|
| | Q1 | Q2 | Q3 | Q4 | OT | PTS |
| Texans | 10 | 43 | 36 | 17 | 0 | 106 |
| OPPONENTS | 29 | 36 | 14 | 58 | 0 | 137 |
| SCORING | | | | | | |
| | TD | RU | PA | RT | K-PAT | FG |
| K. Fairbairn | 0 | 0 | 0 | 0 | 10/10 | 12/14 |
| D. Pierce | 3 | 3 | 0 | 0 | 0/0 | 0/0 |
| O. Howard | 2 | 0 | 2 | 0 | 0/0 | 0/0 |
| J. Akins | 1 | 0 | 1 | 0 | 0/0 | 0/0 |
| R. Burkhead | 1 | 0 | 1 | 0 | 0/0 | 0/0 |
| B. Cooks | 1 | 0 | 1 | 0 | 0/0 | 0/0 |
| P. Dorsett | 1 | 0 | 1 | 0 | 0/0 | 0/0 |
| C. Moore | 1 | 0 | 1 | 0 | 0/0 | 0/0 |
| TEXANS | 10 | 3 | 7 | 0 | 10/10 | 12/14 |
| OPPONENTS | 14 | 8 | 5 | 1 | 14/14 | 13/14 |

SACKS: J. Hughes 4.0, R. Green 3.5, J. Greenard 1.5, D. Stingley Jr. 1.0, J. Pitre 1.0, C. Kirksey 0.5, T. Booker 0.5, TM 12.0, OPP 13.0 FUM/LOST: D. Mills 4/1, D. Pierce 2/0, J. Pitre 1/0, TM 7/1, OPP 11/2

| PASSING | ATT | CMP | YDS | CMP% | YDS/ATT | TD | TD% | INT | INT% | LONG | SACK | LOST | RATING |
|-----------|-----|-----|-------|------|---------|----|-----|-----|------|------|------|------|--------|
| D. Mills | 207 | 132 | 1,350 | 63.8 | 6.5 | 7 | 3.4 | 5 | 2.4 | 58 | 13 | 94 | 83.6 |
| TEXANS | 207 | 132 | 1,350 | 63.8 | 6.5 | 7 | 3.4 | 5 | 2.4 | 58 | 13 | 94 | 83.6 |
| OPPONENTS | 211 | 127 | 1,544 | 60.2 | 7.3 | 5 | 2.4 | 6 | 2.8 | 50 | 12 | 61 | 78.8 |

| RUSHING | NO. | YDS | AVG | LONG | TD | | | |
|-----------------|------|-------|-------|-------|------|----|----|---|
| D. Pierce | 106 | 504 | 4.8 | 75t | 3 | | | |
| R. Burkhead | 22 | 72 | 3.3 | 9 | 0 | | | |
| J. Driskel | 2 | 15 | 7.5 | 10 | 0 | | | |
| D. Ogunbowale | 1 | 8 | 8.0 | 8 | 0 | | | |
| M. Stewart | 1 | 3 | 3.0 | 3 | 0 | | | |
| D. Mills | 6 | 2 | 0.3 | 3 | 0 | | | |
| TEXANS | 138 | 604 | 4.4 | 75t | 3 | | | |
| OPPONENTS | 189 | 988 | 5.2 | 52 | 8 | | | |
| RECEIVING | TAR | NO. | YDS | AVG | LONG | TD | | |
| B. Cooks | 47 | 28 | 281 | 10.0 | 42 | 1 | | |
| N. Collins | 30 | 18 | 305 | 16.0 | 58 | 0 | | |
| R. Burkhead | 30 | 23 | 123 | 5.0 | 13 | 1 | | |
| D. Pierce | 19 | 17 | 82 | 4.0 | 12 | 0 | | |
| C. Moore | 16 | 10 | 128 | 12.0 | 52 | 1 | | |
| J. Akins | 12 | 10 | 154 | 15.0 | 39 | 1 | | |
| P. Brown | 10 | 7 | 72 | 10.0 | 30 | 0 | | |
| O. Howard | 10 | 5 | 72 | 14.0 | 22t | 2 | | |
| B. Jordan | 10 | 3 | 8 | 2.0 | 5 | 0 | | |
| P. Dorsett | 7 | 3 | 60 | 20.0 | 25t | 1 | | |
| D. Ogunbowale | 7 | 5 | 54 | 10.0 | 23 | 0 | | |
| M. Schreck | 2 | 2 | 6 | 3.0 | 6 | 0 | | |
| C. Conley | 2 | 0 | 0 | 0.0 | 0 | 0 | | |
| T. Hairston | 1 | 1 | 5 | 5.0 | 5 | 0 | | |
| TEXANS | 203 | 132 | 1,350 | 10.2 | 58 | 7 | | |
| OPPONENTS | 200 | 127 | 1,544 | 12.2 | 50 | 5 | | |
| INTERCEPTIONS | NO. | YDS | AVG | LONG | TD | | | |
| J. Pitre | 2 | 22 | 11.0 | 20 | 0 | | | |
| D. King II | 1 | 29 | 29.0 | 29 | 0 | | | |
| J. Hughes | 1 | 14 | 14.0 | 14 | 0 | | | |
| D. Stingley Jr. | 1 | 9 | 9.0 | 9 | 0 | | | |
| C. Kirksey | 1 | 0 | 0.0 | 0 | 0 | | | |
| TEXANS | 6 | 74 | 12.3 | 29 | 0 | | | |
| OPPONENTS | 5 | 130 | 26.0 | 73t | 1 | | | |
| FUMBLES | FUM | LST | FF | REC | TD | | | |
| D. Mills | 4 | 1 | 0 | 0 | 0 | | | |
| D. Pierce | 2 | 0 | 0 | 0 | 0 | | | |
| T. Howard | 0 | 0 | 0 | 1 | 0 | | | |
| J. Pitre | 1 | 0 | 0 | 1 | 0 | | | |
| J. Akins | 0 | 0 | 0 | 1 | 0 | | | |
| A. Cann | 0 | 0 | 0 | 3 | 0 | | | |
| TEXANS | 7 | 1 | 0 | 6 | 0 | | | |
| OPPONENTS | 11 | 2 | 0 | 6 | 0 | | | |
| PUNTING | NO. | YDS | AVG | NET | TB | IN | LG | B |
| C. Johnston | 27 | 1,332 | 49.3 | 43.4 | 1 | 15 | 64 | 0 |
| TEXANS | 27 | 1,332 | 49.3 | 43.4 | 1 | 15 | 64 | 0 |
| OPPONENTS | 22 | 1,012 | 46.0 | 41.5 | 2 | 10 | 70 | 0 |
| PUNT RETURNS | RET | FC | YDS | AVG | LONG | TD | | |
| D. King II | 6 | 8 | 57 | 9.5 | 31 | 0 | | |
| T. Smith | 1 | 0 | 3 | 3.0 | 3 | 0 | | |
| TEXANS | 7 | 8 | 60 | 8.6 | 31 | 0 | | |
| OPPONENTS | 16 | 6 | 139 | 8.7 | 19 | 0 | | |
| KICKOFF RETURNS | NO. | YDS | AVG | LONG | TD | | | |
| T. Smith | 7 | 148 | 21.1 | 25 | 0 | | | |
| TEXANS | 7 | 148 | 21.1 | 25 | 0 | | | |
| OPPONENTS | 15 | 272 | 18.1 | 25 | 0 | | | |
| FIELD GOALS | 1-19 | 20-29 | 30-39 | 40-49 | 50+ | | | |
| K. Fairbairn | 0/0 | 2/2 | 2/3 | 5/6 | 3/3 | | | |
| TEXANS | 0/0 | 2/2 | 2/3 | 5/6 | 3/3 | | | |
| OPPONENTS | 0/0 | 5/5 | 2/2 | 3/4 | 3/3 | | | |

K. Fairbairn: (45G, 43G) (40G, 44G, 24G) (39G, 23G) (46WL, 40G) (50G, 51G) (39WR, 55G, 35G)
OPP: (45G, 27G, 42WR) (20G, 24G, 50G) (47G, 50G, 30G) (23G, 37G) (26G, 45G) (50G)

2-Pt Conv: TM 0-0, OPP 0-0

2022 TEXANS DEFENSIVE STATISTICS



2022 REGULAR SEASON HOUSTON TEXANS DEFENSIVE STATS
(THROUGH WEEK 7)

| POS. | PLAYER | TKL. | AST. | TOTAL | TFL | SACKS/YDS. | QBH | FR | FF | INT./YDS. | PD |
|---------------|------------------|------|------|-------|-----|------------|-----|----|----|-----------|----|
| DB | J. Owens | 40 | 16 | 56 | 0 | 0.0/0.0 | 0 | 0 | 0 | 0/0 | 2 |
| LB | C. Kirksey | 27 | 17 | 44 | 2 | 0.5/3.0 | 2 | 1 | 0 | 1/0 | 2 |
| DB | J. Pitre | 24 | 18 | 42 | 3 | 1.0/8.0 | 1 | 1 | 0 | 2/22 | 2 |
| LB | K. Grugier-Hill | 30 | 10 | 40 | 1 | 0.0/0.0 | 0 | 0 | 0 | 0/0 | 1 |
| DB | D. Stingley Jr. | 29 | 6 | 35 | 0 | 1.0/0.0 | 0 | 0 | 0 | 1/9 | 5 |
| DB | D. King II | 25 | 4 | 29 | 3 | 0.0/0.0 | 1 | 0 | 0 | 1/29 | 7 |
| DB | S. Nelson | 21 | 8 | 29 | 1 | 0.0/0.0 | 0 | 0 | 0 | 0/0 | 4 |
| DL | R. Green | 15 | 5 | 20 | 4 | 3.5/15.0 | 6 | 0 | 0 | 0/0 | 1 |
| DL | J. Hughes | 7 | 5 | 12 | 3 | 4.0/28.0 | 4 | 0 | 1 | 1/14 | 1 |
| DL | M. Collins | 6 | 6 | 12 | 2 | 0.0/0.0 | 3 | 0 | 0 | 0/0 | 1 |
| DL | R. Lopez | 5 | 6 | 11 | 1 | 0.0/0.0 | 1 | 0 | 0 | 0/0 | 1 |
| DL | J. Greenard | 6 | 3 | 9 | 5 | 1.5/6.0 | 3 | 0 | 0 | 0/0 | 0 |
| DL | O. Okoronkwo | 6 | 2 | 8 | 0 | 0.0/0.0 | 3 | 0 | 0 | 0/0 | 0 |
| LB | G. Wallow | 3 | 3 | 6 | 1 | 0.0/0.0 | 0 | 0 | 0 | 0/0 | 1 |
| DL | K. Hinish | 2 | 4 | 6 | 1 | 0.0/0.0 | 0 | 0 | 0 | 0/0 | 0 |
| DL | T. Booker | 2 | 3 | 5 | 0 | 0.5/1.0 | 1 | 0 | 0 | 0/0 | 0 |
| LB | N. Hewitt | 3 | 0 | 3 | 1 | 0.0/0.0 | 0 | 0 | 0 | 0/0 | 0 |
| LB | K. Pierre-Louis | 1 | 2 | 3 | 0 | 0.0/0.0 | 0 | 0 | 0 | 0/0 | 1 |
| LB | J. Reeves-Maybin | 1 | 2 | 3 | 0 | 0.0/0.0 | 0 | 0 | 0 | 0/0 | 0 |
| LB | B. Cashman | 2 | 0 | 2 | 2 | 0.0/0.0 | 1 | 0 | 0 | 0/0 | 1 |
| DL | M. Dwumfour | 2 | 0 | 2 | 0 | 0.0/0.0 | 1 | 0 | 0 | 0/0 | 0 |
| DL | M. Addison | 0 | 2 | 2 | 0 | 0.0/0.0 | 0 | 0 | 0 | 0/0 | 0 |
| DL | D. Harris | 0 | 2 | 2 | 0 | 0.0/0.0 | 1 | 0 | 0 | 0/0 | 1 |
| LB | C. Harris | 1 | 0 | 1 | 0 | 0.0/0.0 | 0 | 0 | 0 | 0/0 | 0 |
| TEXANS TOTALS | | 258 | 124 | 382 | 30 | 12.0/61.0 | 28 | 2 | 1 | 6/74 | 31 |
| OPP. TOTALS | | 223 | 128 | 351 | 27 | 13.0/94.0 | 38 | 1 | 6 | 5/130 | 22 |

Ast.=Assist, TFL=Tackle for a Loss, QBH=Quarterback Hits, Int.=Interception, FR=Fumble Recovery, FF=Forced Fumble, PD=Pass Defense

| 2022 TEXANS SPECIAL TEAMS | | | |
|---------------------------|------|------|-------|
| PLAYER | TKL. | AST. | COMB. |
| Stewart, M.J. | 5 | 3 | 8 |
| Murray, Eric | 4 | 2 | 6 |
| Ogunbowale, Dare | 5 | 0 | 5 |
| Cashman, Blake | 3 | 1 | 4 |
| Smith, Tremon | 2 | 2 | 4 |
| Weeks, Jon | 0 | 3 | 3 |
| Hairston, Troy | 2 | 0 | 2 |
| Hewitt, Neville | 2 | 0 | 2 |
| Reeves-Maybin, Jalen | 1 | 1 | 2 |
| Wallow, Garret | 1 | 1 | 2 |
| Arnold, Grayland | 1 | 0 | 1 |
| Hansen, Jake | 0 | 1 | 1 |
| Pierre-Louis, Kevin | 0 | 1 | 1 |
| TOTALS | 26 | 15 | 41 |

| SACKS | | INTERCEPTIONS | | TACKLES FOR LOSS | | PASSES DEFENSED | | QUARTERBACK HITS | |
|-----------------|-----|-----------------|-----|------------------|-----|-----------------|-----|------------------|-----|
| PLAYER | NO. | PLAYER | NO. | PLAYER | NO. | PLAYER | NO. | PLAYER | NO. |
| J. Hughes | 4.0 | J. Pitre | 2 | J. Greenard | 5 | D. King II | 7 | R. Green | 6 |
| R. Green | 3.5 | J. Hughes | 1 | R. Green | 4 | D. Stingley Jr. | 5 | J. Hughes | 4 |
| J. Greenard | 1.5 | D. King II | 1 | J. Hughes | 3 | S. Nelson | 4 | M. Collins | 3 |
| J. Pitre | 1.0 | C. Kirksey | 1 | D. King II | 3 | C. Kirksey | 2 | J. Greenard | 3 |
| D. Stingley Jr. | 1.0 | D. Stingley Jr. | 1 | J. Pitre | 3 | J. Owens | 2 | O. Okoronkwo | 3 |
| T. Booker | 0.5 | | | B. Cashman | 2 | J. Pitre | 2 | C. Kirksey | 2 |
| C. Kirksey | 0.5 | | | M. Collins | 2 | B. Cashman | 1 | T. Booker | 1 |
| | | | | C. Kirksey | 2 | M. Collins | 1 | B. Cashman | 1 |
| | | | | K. Grugier-Hill | 1 | R. Green | 1 | M. Dwumfour | 1 |
| | | | | N. Hewitt | 1 | K. Grugier-Hill | 1 | D. Harris | 1 |
| | | | | K. Hinish | 1 | D. Harris | 1 | D. King II | 1 |
| | | | | R. Lopez | 1 | J. Hughes | 1 | R. Lopez | 1 |
| | | | | S. Nelson | 1 | R. Lopez | 1 | J. Pitre | 1 |
| | | | | G. Wallow | 1 | K. Pierre-Louis | 1 | | |
| | | | | | | G. Wallow | 1 | | |

TEAM NOTES



NEW FACES

The Texans have 26 players on their active roster that are new to the team in 2022. That total includes 10 rookies (seven draft picks) and 16 veteran acquisitions.

2021 DRAFT PICKS (7)

| No. | Name | Pos. | Ht. | Wt. | Ex | School | How Acq. |
|-----|--------------------|------|------|-----|----|-----------|----------|
| 5 | Jalen Pitre | DB | 5-11 | 198 | R | Baylor | D2a-'22 |
| 24 | Derek Stingley Jr. | DB | 6-0 | 190 | R | LSU | D1a-'22 |
| 31 | Dameon Pierce | RB | 5-10 | 218 | R | Florida | D4-'22 |
| 48 | Christian Harris | LB | 6-1 | 226 | R | Alabama | D3-'22 |
| 56 | Thomas Booker | DL | 6-3 | 301 | R | Stanford | D5a-'22 |
| 59 | Kenyon Green | OL | 6-4 | 323 | R | Texas A&M | D1b-'22 |
| 76 | Austin Deculus | OL | 6-5 | 321 | R | LSU | D6-'22 |

ROOKIE ACQUISITIONS (3)

| No. | Name | Pos. | Ht. | Wt. | Ex | School | How Acq. |
|-----|---------------|------|------|-----|----|------------------|----------|
| 34 | Troy Hairston | FB | 5-11 | 245 | R | Central Michigan | UDFA-'22 |
| 49 | Jake Hansen | LB | 6-1 | 238 | R | Illinois | UDFA-'22 |
| 93 | Kurt Hinish | DL | 6-2 | 302 | R | Notre Dame | UDFA-'22 |

VETERAN ACQUISITIONS (16)

| No. | Name | Pos. | Ht. | Wt. | Ex | School | How Acq. |
|-----|---------------------|------|------|-----|----|-----------------|---------------|
| 3 | Kyle Allen | QB | 6-3 | 210 | 4 | Houston | FA-'22 |
| 14 | Tyler Johnson | WR | 6-1 | 206 | 3 | Minnesota | W-'22 (TB) |
| 20 | Isaac Yiadom | CB | 6-1 | 194 | 5 | Boston College | FA-'22 |
| 21 | Steven Nelson | DB | 5-11 | 194 | 8 | Oregon State | UFA-'22 (PHI) |
| 29 | M.J. Stewart | DB | 5-11 | 200 | 5 | North Carolina | UFA-'22 (CLE) |
| 33 | Dare Ogunbowale | RB | 5-11 | 205 | 4 | Wisconsin | FA-'22 |
| 44 | Jalen Reeves-Maybin | LB | 6-1 | 230 | 6 | Tennessee | UFA-'22 (DET) |
| 45 | Ogbonnia Okoronkwo | DL | 6-2 | 253 | 5 | Oklahoma | UFA-'22 (LAR) |
| 53 | Blake Cashman | LB | 6- | 237 | 4 | Minnesota | T-'22 (NYJ) |
| 54 | Scott Quessenberry | OL | 6-3 | 310 | 5 | UCLA | UFA-'22 (LAC) |
| 55 | Jerry Hughes | DL | 6-2 | 254 | 12 | TCU | FA-'22 |
| 60 | A.J. Cann | OL | 6-3 | 320 | 8 | South Carolina | UFA-'22 (JAX) |
| 83 | O.J. Howard | TE | 6-6 | 251 | 6 | Alabama | FA-'22 |
| 88 | Jordan Akins | TE | 6-4 | 243 | 6 | Central Florida | FA-'22 |
| 92 | Rasheem Green | DL | 6-4 | 279 | 4 | USC | UFA-'22 (SEA) |
| 97 | Mario Addison | DL | 6-3 | 260 | 12 | Troy | FA-'22 |

FAMILIAR FACES

RETURNING VETERANS (27)

| No. | Name | Pos. | Ht. | Wt. | Ex | School | How Acq. |
|-----|-------------------|------|------|-----|----|------------------|---------------|
| 1 | Tremon Smith | DB | 5-11 | 190 | 5 | Central Arkansas | FA-'21 |
| 4 | Phillip Dorsett | WR | 5-10 | 192 | 8 | Miami | FA-'21 |
| 7 | Ka'imi Fairbairn | K | 6-0 | 183 | 7 | UCLA | CFA-'16 |
| 9 | Brevin Jordan | TE | 6-3 | 245 | 2 | Miami (Fla.) | D5a-'21 |
| 10 | Davis Mills | QB | 6-4 | 225 | 2 | Stanford | D3a-'21 |
| 11 | Cameron Johnston | P | 5-11 | 194 | 5 | Ohio State | FA-'21 |
| 12 | Nico Collins | WR | 6-4 | 215 | 2 | Michigan | D3b-'21 |
| 13 | Brandin Cooks | WR | 5-10 | 183 | 9 | Oregon State | T-'20 (LAR) |
| 15 | Chris Moore | WR | 6-1 | 200 | 7 | Cincinnati | UFA-'21 (BAL) |
| 23 | Eric Murray | DB | 5-11 | 199 | 6 | Minnesota | UFA-'20 (CLE) |
| 25 | Deshaun King II | DB | 5-10 | 200 | 6 | Iowa | UFA-'21 (TEN) |
| 28 | Rex Burkhead | RB | 5-10 | 215 | 9 | Nebraska | FA-'21 |
| 32 | Garret Wallow | LB | 6-2 | 230 | 2 | TCU | D5b-'21 |
| 35 | Grayland Arnold | DB | 5-10 | 187 | 3 | Baylor | FA-'21 |
| 36 | Jonathan Owens | DB | 5-11 | 210 | 4 | Missouri Western | FA-'19 |
| 43 | Neville Hewitt | LB | 6-2 | 234 | 8 | Marshall | FA-'21 |
| 46 | Jon Weeks | LS | 5-10 | 242 | 13 | Baylor | FA-'10 |
| 51 | Kamu Grugier-Hill | LB | 6-2 | 230 | 7 | Eastern Illinois | UFA-'21 (MIA) |
| 58 | Christian Kirksey | LB | 6-2 | 235 | 9 | Iowa | FA-'21 |
| 64 | Justin McCray | OL | 6-3 | 315 | 6 | Central Florida | UFA-'21 (ATL) |
| 67 | Charlie Heck | OL | 6-8 | 311 | 3 | North Carolina | D4a-'20 |
| 71 | Tytus Howard | OL | 6-5 | 322 | 4 | Alabama State | D1-'19 |
| 78 | Laremy Tunsil | OL | 6-5 | 313 | 7 | Mississippi | T-'19 (MIA) |
| 79 | Jimmy Morrissey | OL | 6-3 | 303 | 2 | Pittsburgh | FA-'21 |
| 91 | Roy Lopez | DL | 6-2 | 318 | 2 | Arizona | D6-'21 |
| 94 | Demone Harris | DL | 6-4 | 272 | 3 | Buffalo | FA-'21 |
| 96 | Maliek Collins | DL | 6-2 | 310 | 7 | Nebraska | UFA-'21 (LV) |

TEXANS VS. 2022 OPPONENTS

REGULAR SEASON OPPONENTS

| Team | Overall Record | Last Time | Date |
|-----------------------|----------------|--------------|----------------|
| Indianapolis Colts | 9-31-1 | 20-20 (T) | Sept. 11, 2022 |
| Denver Broncos | 3-6 | 6-16 (L) | Sept. 18, 2022 |
| Chicago Bears | 4-2 | 20-23 (L) | Sept. 25, 2022 |
| Los Angeles Chargers | 3-6 | 24-34 (L) | Oct. 2, 2022 |
| Jacksonville Jaguars | 28-13 | 13-6 (W) | Oct. 9, 2022 |
| Las Vegas Raiders* | 8-5 | 38-20 (L) | Oct. 23, 2022 |
| Tennessee Titans* | 18-22 | 25-28 (L) | Jan. 9, 2022 |
| Philadelphia Eagles* | 0-5 | 30-32 (L) | Dec. 23, 2018 |
| New York Giants | 1-4 | 14-21 (L) | Sept. 23, 2018 |
| Washington Commanders | 3-2 | 23-21 (W) | Nov. 18, 2018 |
| Miami Dolphins | 8-2 | 9-17 (L) | Nov. 7, 2021 |
| Cleveland Browns | 7-5 | 21-31 (L) | Sept. 19, 2021 |
| Dallas Cowboys* | 2-3 | 19-16 (W-OT) | Oct. 7, 2018 |
| Kansas City Chiefs* | 5-8 | 20-34 (L) | Sept. 10, 2020 |


Regular season records

* Denotes 2021 playoff team





300-YARD PASSER



MILLS

QB **Davis Mills** threw for 302 passing yards at Las Vegas in Week 7, which was his largest passing output this season and the fifth time he has thrown for over 300 yards in his career. Among the quarterbacks from the 2021 NFL Draft class that have started a game, Mills paces that group with five 300-plus-yard passing games.

300-PLUS PASSING GAMES FROM THE 2021 DRAFT CLASS

| Rk | Player, Team | 300+ Games, Starts |
|----|-------------------------|--------------------|
| 1 | Davis Mills, HOU | 5/17 |
| 2t | Trevor Lawrence, JAX | 3/24 |
| 2t | Mac Jones, NE | 3/20 |
| 4t | Ian Book, NO | 0/1 |
| 4t | Justin Fields, CHI | 0/18 |
| 4t | Trey Lance, SF | 0/4 |
| 4t | Zach Wilson, NYJ | 0/17 |

GENERAL MILLS' 2021 CAMPAIGN

In 13 appearances (11 starts) as a rookie, QB **Davis Mills** completed 263-of-394 attempts for 2,664 yards, 16 touchdowns, 10 interceptions and a 88.8 passer rating, setting Texans rookie records for passing yards, passing first downs (118).

The eighth of 10 quarterbacks selected in the 2021 NFL Draft, Mills ranked at or near the top of nearly every major passing category when compared to his peers.

2021 ROOKIE QUARTERBACK PASSER RATING

| Rk | Player, Team | PsrRt. |
|----|-------------------------|-------------|
| 1 | Mac Jones, NE | 92.5 |
| 2 | Davis Mills, HOU | 88.8 |
| 3 | Justin Fields, CHI | 73.2 |
| 4 | Trevor Lawrence, JAX | 71.9 |
| 5 | Zach Wilson, NYJ | 69.7 |

2021 ROOKIE QUARTERBACK COMPLETION PERCENTAGE

| Rk | Player, Team | Comp% |
|----|-------------------------|-------------|
| 1 | Mac Jones, NE | 67.6 |
| 2 | Davis Mills, HOU | 66.8 |
| 3 | Trevor Lawrence, JAX | 59.6 |
| 4 | Justin Fields, CHI | 58.9 |
| 5 | Zach Wilson, NYJ | 55.6 |


2021 ROOKIE QUARTERBACK PASSING TOUCHDOWNS

| Rk | Player, Team | PsTD |
|----|-------------------------|-----------|
| 1 | Mac Jones, NE | 22 |
| 2 | Davis Mills, HOU | 16 |
| 3 | Trevor Lawrence, JAX | 12 |
| 4 | Zach Wilson, NYJ | 9 |
| 5 | Justin Fields, CHI | 7 |

2021 ROOKIE QUARTERBACK PASSING YARDS PER GAME

| Rk | Player, Team | PsYds/G |
|----|-------------------------|--------------|
| 1 | Mac Jones, NE | 223.6 |
| 3 | Trevor Lawrence, JAX | 214.2 |
| 2 | Davis Mills, HOU | 204.9 |
| 4 | Zach Wilson, NYJ | 179.5 |
| 5 | Justin Fields, CHI | 155.9 |

600 RECEPTIONS



COOKS

In Week 7 at Las Vegas, WR **Brandin Cooks** caught four passes for 46 yards. With his four receptions, he surpassed 600 career receptions, making him the eighth receiver since 2014 in the NFL to reach that mark before the age of 30.

PASS CATCHERS TO GO OVER 600 CAREER RECEPTIONS BEFORE TURNING 30 SINCE 2014

| Rk | Player, Team | Receptions |
|----|---------------------------|------------|
| 1 | DeAndre Hopkins, ARI | 747 |
| 2 | Davante Adams, LV | 706 |
| 3 | Jarvis Landry, NO | 703 |
| 4 | Keenan Allen, LAC | 665 |
| 5 | Stefon Diggs, BUF | 644 |
| 6 | Mike Evans, TB | 639 |
| 7 | Julio Jones, ATL | 623 |
| 8 | Brandin Cooks, HOU | 601 |

8,000 YARDS

In Week 2 against the Broncos, WR **Brandin Cooks** surpassed the 8,000 yard receiving mark, becoming the 10th player to do so before turning 29, the only player in NFL history to do it with at least four teams. Cooks is the eighth active player to go over 8,000 receiving yards in 121 games or fewer.

PASS CATCHERS TO GO OVER 8,000 CAREER RECEIVING YARDS IN 121 GAMES OR LESS

| Rk | Player, Team | Games |
|----|---------------------------|------------|
| 1 | Julio Jones, ATL | 85 |
| 2 | A.J. Green, CIN | 98 |
| 3 | DeAndre Hopkins, HOU | 103 |
| 4 | Mike Evans, TB | 104 |
| 5 | Keenan Allen, LAC | 109 |
| 6 | Travis Kelce, KC | 113 |
| 7 | Davante Adams, GB | 115 |
| 8 | Brandin Cooks, HOU | 121 |

DIVISIONAL DOMINANCE

Since joining the Texans before the 2020 season, WR **Brandin Cooks** has compiled 1,109 receiving yards against divisional opponents, trailing only **Justin Jefferson** (1,527), **Davante Adams** (1,470) and **Stefon Diggs** (1,153) for the highest receiving total in the NFL during that span. Cooks also has seven receiving touchdowns (tied for 16th) and 82 total receptions (seventh) against divisional opponents during that span.

Against AFC South teams, Cooks' per-game averages in receiving yards (89.2), receptions (6.2) and receiving touchdowns (0.5) all rank first in Texans history (min. five games played).

RECEIVING YARDS VS. DIVISIONAL OPPONENTS 2020-22 NFL SEASONS

| Rk | Player, Team | Rec. Yards |
|----|---------------------------|--------------|
| 1 | Justin Jefferson, MIN | 1,527 |
| 2 | Davante Adams, GB | 1,470 |
| 3 | Stefon Diggs, BUF | 1,153 |
| 4 | Brandin Cooks, HOU | 1,109 |



PIERCE DAMEON PIERCE



PIERCE

RB **Dameon Pierce** currently ranks sixth in rushing yards (504), fifth in yards after contact (270), tied for seventh in attempts (106), first in broken tackles (18) and seventh in first down rushing percentage (26.4%) among NFL rushers.

RUSHING LEADERS

| Rk | Player, Team | Yds. |
|----|---------------------------|------------|
| 1 | Nick Chubb, CLE | 740 |
| 2 | Saquon Barkley, NYG | 726 |
| 3 | Josh Jacobs, LV | 633 |
| 4 | Derrick Henry, TEN | 536 |
| 5 | Lamar Jackson, BAL | 510 |
| 6 | Dameon Pierce, HOU | 504 |

YARDS AFTER CONTACT LEADERS

| Rk | Player, Team | Rush YAC |
|----|---------------------------|------------|
| 1 | Saquon Barkley, NYG | 357 |
| 2 | Josh Jacobs, LV | 327 |
| 3 | Nick Chubb, CLE | 318 |
| 4 | Derrick Henry, TEN | 294 |
| 5 | Dameon Pierce, HOU | 270 |

RUSHING ATTEMPT LEADERS

| Rk | Player, Team | Att. |
|----|---------------------------|------------|
| 1 | Saquon Barkley, NYG | 143 |
| 2 | Derrick Henry, TEN | 134 |
| 3 | Nick Chubb, CLE | 126 |
| 4 | Joe Mixon, CIN | 121 |
| 5 | Josh Jacobs, LV | 111 |
| 6 | Ezekiel Elliott, DAL | 109 |
| 7 | Dameon Pierce, HOU | 106 |

BROKEN TACKLE LEADERS

| Rk | Player, Team | Brk Tack |
|----|---------------------------|-----------|
| 1 | Dameon Pierce, HOU | 18 |
| 2 | Rhamondre Stevenson, NE | 16 |
| 3t | Derrick Henry, TEN | 14 |
| 3t | Jonathan Taylor, IND | 14 |
| 5t | Leonard Fournette, TB | 13 |
| 5t | Josh Jacobs, LV | 13 |

FIRST DOWN PERCENTAGE LEADERS

| Rk | Player, Team | 1st Down % |
|----|---------------------------|-------------|
| 1 | Cordarrell Patterson, ATL | 32.8 |
| 2 | Josh Jacobs, LV | 32.4 |
| 3 | Aaron Jones, GB | 32.1 |
| 4 | James Conner, ARI | 29.6 |
| 5 | Nick Chubb, CLE | 27.0 |
| 7t | Dameon Pierce, HOU | 26.4 |
| 7t | Rhamondre Stevenson, NE | 26.4 |

ELITE GROUP OF ROOKIES

Through the first six games of his career, RB **Dameon Pierce** has registered 504 rushing yards. Since 2017, Pierce is one-of-six rookie running backs to record at least 400 yards rushing throughout their first six NFL games.

Additionally, Pierce is one-of-six running backs who was drafted in the fourth round or later or went undrafted since 1970 to eclipse 500 rushing yards in their first six games played in the NFL.

ROOKIE RUSHERS WITH AT LEAST 500 YARDS IN THE PLAYERS FIRST SIX CAREER GAMES

| Rk | Player, Team | Yds. |
|----|---------------------------|------------|
| 1 | Kareem Hunt, KC | 630 |
| 2 | Leonard Fournette, JAX | 596 |
| 3 | Elijah Mitchell, SF | 554 |
| 4 | Josh Jacobs, OAK | 505 |
| 5 | Dameon Pierce, HOU | 504 |

ROOKIE RUSHERS WITH AT LEAST 500 YARDS IN THE PLAYERS FIRST SIX CAREER GAMES THAT WERE SELECTED IN THE FOURTH ROUND OR LATER

| Rk | Player, Team, Year | Yds. |
|----|----------------------------------|------------|
| 1 | Don Woods, SD (1974) | 622 |
| 2 | Bo Jackson, RAI (1987) | 533 |
| 3 | Alfred Morris (2012) | 538 |
| 4 | Johnny Johnson, PHO (1990) | 531 |
| 5 | Olandis Gary, DEN (1999) | 530 |
| 6 | Dameon Pierce, HOU (2022) | 504 |





FRANCHISE LEADERBOARD

RB **Dameon Pierce** currently ranks fifth in Texans rookie rushing yards, trailing Steve Slaton (1,282), Domanick Williams (1,031), Jonathan Wells (529) and Alfred Blue (528).

TEXANS ROOKIE RUSHING LEADERS

| Rk | Player, Year | Yds. |
|----|----------------------------|------------|
| 1 | Steve Slaton, 2008 | 1,282 |
| 2 | Domanick Williams, 2008 | 1,031 |
| 3 | Jonathan Wells, 2002 | 529 |
| 4 | Alfred Blue, 2014 | 528 |
| 5 | Dameon Pierce, 2022 | 504 |

IN THE RECORD BOOKS

RB **Dameon Pierce** became the third Texans rookie running back to rush for at least 130 yards in a single game after his performance against the Los Angeles Chargers in Week 4, joining RB Alfred Blue and RB Steven Slaton.

SINGLE GAME RUSHING PERFORMANCES BY TEXANS ROOKIE RUSHERS

| Rk | Player, Year | Yds. |
|----|----------------------------|------------|
| 1 | Alfred Blue, 2014 | 156 |
| 2 | Steve Slaton, 2008 | 156 |
| 3 | Dameon Pierce, 2022 | 131 |

GUSHING FOR THE RUSH

RB **Dameon Pierce** recorded a 75-yard touchdown rush against the Los Angeles Chargers in Week 4, which marked the third-longest run in franchise history. With his 75-yard touchdown run, Pierce became just the 10th rookie since 1975 to record a rush of at least 75 yards within the first four weeks of the NFL season.

LONGEST RUSHES IN TEXANS FRANCHISE HISTORY

| Rk | Player, Year | Long |
|----|----------------------------|-----------|
| 1 | Lamar Miller, 2018 | 97 |
| 2 | Justin Forsett, 2012 | 81 |
| 3 | Dameon Pierce, 2022 | 75 |

ROOKIES WITH A RUSH OF AT LEAST 75 YARDS THROUGH WEEKS 1-4 SINCE 1975

| Player, Year | Long |
|----------------------------|-----------|
| Dameon Pierce, 2022 | 75 |
| Jalen Richard, 2016 | 75 |
| Jerious Norwood, 2006 | 78 |
| Byron Hanspard, 1997 | 77 |
| Eddie George, 1996 | 76 |
| Reggie Brooks, 1993 | 85 |
| Eric Dickerson, 1983 | 85 |
| Larry Moriarty, 1983 | 80 |
| Ottis Anderson, 1979 | 76 |
| Tony Dorsett, 1977 | 77 |

CAN'T IGNORE HIS STREAK OF FOUR

With his streak of recording 100-plus scrimmage yards in the last four consecutive games, RB **Dameon Pierce** trails only RB Steve Slaton for most consecutive games of 100-plus scrimmage yards among rookies in franchise history:

100-PLUS SCRIMMAGE YARDS STREAKS AMONG ROOKIES IN FRANCHISE HISTORY

| Rk | Player, Year | Games |
|----|-----------------------------|----------|
| 1 | Steve Slaton, 2008 | 5 |
| 2 | Dameon, Pierce, 2022 | 4 |
| 3 | Domanick Williams, 2003 | 3 |
| 4t | Tied with other players | 2 |





NICO'S DECEPTION ON YARDS PER RECEPTION



COLLINS

WR **Nico Collins** is averaging 16.94 yards per reception, which ranks fourth in the NFL behind WR Rashod Bateman (19.00), WR Corey Davis (18.47) and WR Jaylen Waddle (18.26), min. 15 receptions.

YARDS PER RECEPTIONS LEADERS (MIN. 15 REC)

| Rk | Player, Team | Yd/Rec |
|----|---------------------|--------|
| 1 | Rashod Bateman, BAL | 19.00 |
| 2 | Corey Davis, NYJ | 18.47 |
| 3 | Jaylen Waddle, MIA | 18.26 |
| 4 | Nico Collins, HOU | 16.94 |

SECOND-YEAR PASS CATCHERS

Currently, WR **Nico Collins** has 305 receiving yards on the year. His 305 receiving yards ranks fourth among second-year receivers in the NFL, trailing only WR Jaylen Waddle (621), WR Ja'Marr Chase (605) and WR DeVonta Smith (397).

RECEIVING YARDS AMONG SECOND-YEAR PASS CATCHERS

| Rk | Player | Yards |
|----|--------------------|-------|
| 1 | Jaylen Waddle, MIA | 621 |
| 2 | Ja'Marr Chase, CIN | 605 |
| 3 | DeVonta Smith, PHI | 397 |
| 4 | Nico Collins, HOU | 305 |

CAREER DAY

WR **Nico Collins** produced 82 receiving yards on three catches (27.3 avg.) in Week 4 vs. the Los Angeles Chargers. His 82 receiving yards were the most of his career in single game.


Collins also caught a 58-yard pass from QB Davis Mills, the longest reception of his career and the eighth longest reception by a Texans since 2015.

RECEPTION LONGS BY A TEXAN SINCE 2015

| Rk | Player, Year | Long |
|----|-----------------------|------|
| 1 | Will Fuller, 2020 | 77 |
| 2 | Will Fuller, 2018 | 73 |
| 3 | DeAndre Hopkins, 2017 | 72 |
| 4 | Chris Moore, 2021 | 67 |
| 5 | Keke Coutee, 2020 | 64 |
| 6 | DeAndre Hopkins, 2015 | 61 |
| 7 | Will Fuller, 2017 | 59 |
| 8 | Nico Collins, 2022 | 58 |



O-YAY HOWARD



HOWARD

TE **O.J. Howard** caught two touchdown passes in his first game as a Houston Texan, becoming the third NFL TE to record two-plus touchdown receptions in their first game with a new team.

Howard also became just the third Texan to haul in two touchdown passes in Week 1, joining WR DeAndre Hopkins (2015 & 2019) and TE Owen Daniels (2013).

PLAYERS WITH AT LEAST TWO TOUCHDOWN RECEPTIONS IN THEIR FIRST GAME WITH TEAM

| Player, Team | Year | TDs |
|------------------|------|-----|
| O.J. Howard, HOU | 2022 | 2 |
| Jared Cook, STL | 2013 | 2 |
| Alex Smith, TB | 2005 | 2 |

TEXANS WITH TWO TOUCHDOWN RECEPTIONS IN THE FIRST GAME OF THE SEASON (TEXANS)

| Player | Year | TDs |
|-----------------|-------------|-----|
| O.J. Howard | 2022 | 2 |
| DeAndre Hopkins | 2015 & 2019 | 2 |
| Owen Daniels | 2013 | 2 |

JORDAN AYEEEEEE-KINS




AKINS

Since being activated in Week 3, TE Jordan Akins ranks second in yards per reception among tight ends, min 10 receptions.

YARDS PER RECEPTION LEADERS SINCE WEEK 3 AMONG TIGHT ENDS (MIN. 10 REC.)

| Rk | Player, Team | Yards |
|----|---------------------|-------|
| 1 | T.J. Hockenson, DET | 15.69 |
| 2 | Jordan Akins, HOU | 15.40 |
| 3 | David Njoku, CLE | 12.63 |
| 4 | Hunter Henry, NE | 12.36 |
| 5 | Mark Andrews, BAL | 11.96 |

THE LT



TUNSIL

Throughout the first seven weeks of the NFL season, LT **Laremy Tunsil** ranks fourth in overall blocking on Pro Football Focus with a 81.9 grade. Tunsil is just one of two tackles in the NFL who have posted an pass blockin grade above 87.5 throughout the first seven weeks of the season.

PFF BLOCKING GRADES AMONG TACKLES WEEKS 1-7

| Rk | Player, Team, Position | GRADE |
|----|------------------------|-------|
| 1 | Andrew Thomas, NYG, T | 89.9 |
| 2 | Trent Williams, SF, T | 84.2 |
| 3 | Rashawn Slater, LAC, T | 84.0 |
| 4 | Laremy Tunsil, HOU, T | 81.9 |



DEFENSE DOMINATING THE RED ZONE

In Week 1 vs. Indianapolis, the defense only allowed two touchdowns on five red zone appearances and forced two turnovers (one interception and one forced fumble).

In Week 2, the unit held Denver without a touchdown on two red zone trips, marking the first perfect red zone percentage posted by Houston's defense since the 2018 season (min. two opponent red zone trips).

In Week 5, Jacksonville was held to 0-of-3 in the redzone, 0-of-1 on goal-to-goal attempts, and 0-of-3 on fourth downs. The Texans defense allowed just six points, the first time the unit held their opponent to single-digits since a 26-3 victory at Jacksonville in 2019.

After Week 7, the Texans defense ranks first in goal-to-go percentage and eight in redzone percentage.

DEFENSIVE GOAL-TO-GOAL PERCENTAGE

| Rk | Team | Goal-To-Go Pct. |
|----|-----------------------|-----------------|
| 1 | Houston Texans | 40.00% |
| 2 | Los Angeles Rams | 42.86% |
| 3t | Denver Broncos | 50.00% |
| 3t | Green Bay Packers | 50.00% |
| 3t | Washington Commanders | 50.00% |
| 6 | Los Angeles Chargers | 53.85% |
| 7 | Pittsburgh Steelers | 61.54% |
| 8 | Seattle Seahawks | 62.50% |
| 9 | Baltimore Ravens | 64.71% |

DEFENSIVE REDZONE PERCENTAGE

| Rk | Team | Red Zone Pct. |
|----|---------------------|---------------|
| 1 | Denver Broncos | 25.00% |
| 2 | Los Angeles Rams | 33.33% |
| 3 | Cincinnati Bengals | 38.89% |
| 4 | New York Giants | 40.00% |
| 5 | Dallas Cowboys | 42.86% |
| 6 | Green Bay Packers | 47.62% |
| 7 | Pittsburgh Steelers | 46.15% |
| 8 | Houston Texans | 47.62% |
| 9 | Buffalo Bills | 50.00% |



TALLYING UP THE TAKEAWAYS

The 2022 Texans defense currently has eight total takeaways (six interceptions and two fumble recoveries), which tied for the seventh-most interceptions in franchise history through the first seven weeks of the season. The last time the Texans defense recorded more than six interceptions in the first seven weeks was last season when the unit had seven.

DB **Derek Stingley Jr.** and DB **Desmond King II** both had an interception in the 13-6 victory over the Jacksonville Jaguars in Week 5. Those interceptions marked the first time since 2014 that the Texans have posted two multiple-pick games within the first five weeks of the season.

Of the Texans six interceptions, three have been recorded by rookies (one by Stingley in Week 5 at Jacksonville and two by DB **Jalen Pitre** in Week 3 at Chicago), tied for second most interceptions by rookies on a team in 2022.

The Texans have also protected the ball well this season, as they are one of five teams in the league to have less than two fumbles so far in 2022 and tied for fourth in least total giveaways on the season (six).

MOST INTERCEPTIONS WEEKS 1-7 IN FRANCHISE HISTORY

| Year | INT | FR | Total |
|------|-----|----|-------|
| 2012 | 9 | 4 | 13 |
| 2004 | 9 | 2 | 11 |
| 2011 | 8 | 4 | 12 |
| 2021 | 7 | 2 | 9 |
| 2017 | 7 | 3 | 10 |
| 2003 | 7 | 4 | 11 |
| 2022 | 6 | 2 | 8 |
| 2018 | 6 | 7 | 13 |
| 2014 | 6 | 9 | 15 |
| 2015 | 5 | 1 | 6 |
| 2009 | 4 | 9 | 13 |
| 2010 | 4 | 2 | 6 |
| 2007 | 4 | 9 | 13 |
| 2013 | 3 | 2 | 5 |
| 2002 | 3 | 6 | 9 |
| 2008 | 3 | 2 | 5 |
| 2019 | 3 | 7 | 10 |
| 2016 | 3 | 3 | 6 |
| 2005 | 2 | 1 | 3 |
| 2006 | 1 | 4 | 5 |
| 2020 | 1 | 3 | 4 |

2022 INTERCEPTIONS BY TEAM ROOKIES

| Rk | Team | Red Zone Pct. |
|----|----------------------|---------------|
| 1 | Seattle Seahawks | 4 |
| 2t | Houston Texans | 3 |
| 2t | Jacksonville Jaguars | 3 |
| 4t | New England Patriots | 2 |
| 4t | Buffalo Bills | 2 |
| 4t | Kansas City Chiefs | 2 |
| 7t | Indianapolis Colts | 1 |
| 7t | New York Jets | 1 |
| 7t | Los Angeles Rams | 1 |
| 7t | Dallas Cowboys | 1 |



ROUND ONE FACTOR




STINGLEY JR.

Rookie DB **Derek Stingley Jr.** recorded his first-career interception in Week 5 at Jacksonville, picking off Jaguars QB Trevor Lawrence in the end zone and marking the third interception by a Texans rookie in 2022. During that game, Stingley was targeted nine times on 51 coverage snaps and finished the game with two passes defended.

After Week 5, Stingley Jr. had 200 coverage snaps without allowing a touchdown, the most among rookie cornerbacks in the league through Week 5. He currently tied for most defensive targets among rookie DBs or CBs (44) and is targeted on 19.0 % of defensive snaps, the fifth most among rookies.

NELSON NEVER QUILTS



NELSON

DB **Steve Nelson** enters his first year with the Texans and posted a 81.2 Pro Football Focus coverage rating through Weeks 1-6, the highest mark of his eight year career. Nelson also has only allowed receivers to gain 9.8 yards per reception, the lowest mark of his career.

According to PFF, he currently has the seventh-best coverage rating among cornerbacks (min. 20 targets) and has not committed a single penalty this season.

PFF COVERAGE GRADES AMONG CORNERBACKS (MIN. 20 TARGETS)

| Rk | Player, Team | Grade |
|----|---------------------------|-------------|
| 1 | Jack Jones, NE | 91.7 |
| 2 | Patrick Surtain II, DEN | 86.8 |
| 3 | Sauce Gardener | 82.9 |
| 4 | Jalen Ramsey, LAR | 82.1 |
| 5 | Rasul Douglas | 80.9 |
| 6 | James Bradberry | 80.8 |
| 7 | Steven Nelson, HOU | 79.4 |
| 8 | Jamel Dean | 79.3 |

A+ REPORT CARD



KING II

In Week 5 at Jacksonville, the sixth-year veteran recorded the eighth interception of his career, picking off QB Trevor Lawrence at the end of the game and returning it for 29 yards to seal the Texans first victory of the season. He had three passes defended on the afternoon, which tied for his single-game high and allowed just 13 yards on six targets, and currently has seven passes defended on the season, a team-high


and fifth most in the NFL.

After the first seven weeks of the season, King II ranks among the top 15 cornerbacks in the league in rush defense grades and pass rush defense grades according to PFF.

DESMOND KING II'S PFF DEFENSIVE GRADES AMONG CORNERBACKS IN 2022

| PFF Grade | Grade | Rank |
|-------------------|-------|------|
| Overall Defense | 76.5 | 16th |
| Rush Defense | 79.7 | 12th |
| Tackling | 75.5 | 39th |
| Pass Rush Defense | 75.5 | 11th |
| Coverage | 72.2 | 29th |

THE BAYLOR BALL HAWK



PITRE

Texans rookie DB **Jalen Pitre** had a record-setting game in Week 3 at Chicago, finishing the game with two interceptions (first in his career), 1.0 sack (first in his career), eight total tackles (five solo) and two tackles for loss. Pitre became just the second rookie in Texans history to record two interceptions in the same game, joining CB Dunta Robinson, who did it in Week 4 (10/03/04) vs. Oakland.

His interception made Pitre the fourth rookie in NFL history and first rookie in franchise history to record two interceptions and 1.0 sack in the same game. It also marked the first time in franchise history the team has recorded a pick in each of the first three games of the season.

Pitre is one-of-three players in the NFL this season with at least 1.0 sack and multiple interceptions through seven weeks. Only five rookies this season have both an interception and a sack, including Pitre and **DB Derek Stingley Jr.**

Pitre is currently tied for 12th in interceptions and tied for second in interceptions by a rookie this season.

ROOKIES WITH BOTH AN INTERCEPTION AND A SACK THROUGH WEEK 7 OF THE 2022 SEASON

| Player | Team | Ints. | Sacks |
|---------------------------|------------|----------|------------|
| Jalen Pitre | HOU | 2 | 1.0 |
| Travon Walker | JAX | 1 | 2.0 |
| Derek Stingley Jr. | HOU | 1 | 1.0 |
| Cobie Durant | LAR | 1 | 1.0 |
| Jaquan Brisker | CHI | 1 | 2.0 |

ROOKIE LEADERS - INTERCEPTIONS

| Rk. | Player | Team | Int. |
|-----|---------------------------|------------|----------|
| 1 | Tariq Woolen | SEA | 4 |
| 2t | Jalen Pitre | HOU | 2 |
| 2t | Devin Lloyd | JAX | 2 |
| 2t | Jack Jones | NE | 2 |
| 2t | Kaiir Elam | BUF | 2 |
| 6t | Derek Stingley Jr. | HOU | 1 |
| 6t | Rodney Thomas | IND | 1 |
| 6t | Sauce Gardner | NYJ | 1 |
| 6t | Jaylen Watson | KC | 1 |
| 6t | Cobie Durant | LAR | 1 |
| 6t | Travon Walker | JAX | 1 |
| 6t | DaRon Bland | DAL | 1 |
| 6t | Joshua Williams | KC | 1 |





A HUGE START FOR HUGHES



HUGHES

DL **Jerry Hughes** currently has 12 tackles (seven solo), 4.0 sacks, four quarterback hits, one interception, one pass defended, three tackles for loss and one forced fumble through the first five games of the 2022 season.

In Week 3 at Chicago, Hughes posted his ninth career game where he recorded at least 2.0 sacks, brining his season total to 4.0 sacks. Hughes was tied for second in the NFL for most sacks from Weeks 1-3 and he was the only player among the top-45 who also had an interception on the season.

Hughes' 4.0 sacks was tied for second most in franchise history for sacks through the first three weeks of a season.

In Week 1 vs. Indianapolis, Hughes became the third player in Texans history to record an interception, a sack and forced fumble all in the same game. He also became the first player in franchise history to reach this feat in just the first half of a game.

PLAYERS WITH THE MOST SACKS IN WEEKS 1-3 OF THE 2022 SEASON

| Rank | Player | Team | Sacks | Int. |
|------|---------------------|------------|------------|----------|
| 1 | Alex Highsmith | PIT | 4.5 | 0 |
| 2t | Jerry Hughes | HOU | 4.0 | 1 |
| 2t | Deatrich Wise | NE | 4.0 | 0 |
| 2t | Michah Parsons | DAL | 4.0 | 0 |
| 2t | Nick Bosa | SF | 4.0 | 0 |
| 2t | Khalil Mack | LAC | 4.0 | 0 |
| 7 | Greg Rousseau | BUF | 2.5 | 0 |
| 8t | Fletcher Cox | PHI | 3.0 | 0 |
| 8t | Aidan Hutchinson | DET | 3.0 | 0 |
| 8t | Myles Garrett | CLE | 3.0 | 0 |
| 8t | Matt Judon | NE | 3.0 | 0 |

TEXANS WITH THE MOST SACKS IN WEEKS 1-3 OF THE 2022 SEASON

| Rank | Player | Year | Sacks |
|------|---------------------|------------------|------------|
| 1 | J.J. Watt | 2012 | 4.5 |
| 2t | Jerry Hughes | 2022 | 4.0 |
| 2t | Whitney Mercilus | 2019 | 4.0 |
| 2t | Mario Williams | 2010 | 4.0 |
| 5t | Amobi Okoye | 2007 | 3.0 |
| 5t | Jeff Posey | 2002 | 3.0 |
| 5t | J.J. Watt | 2013, 2015, 2018 | 3.0 |
| 5t | Antonio Smith | 2011 | 3.0 |

TEXANS WITH AT LEAST ONE INTERCEPTION, 1.0 SACK AND ONE FORCED FUMBLE IN A SINGLE GAME

| Player | Game | Int. | Sacks | FF |
|---------------------|------------------------|----------|------------|----------|
| Jerry Hughes | 9/11/22 vs. IND | 1 | 2.0 | 1 |
| DeMeco Ryans | 12/3/06 vs. OAK | 1 | 1.0 | 1 |
| Dunta Robinson | 12/19/04 vs. CHI | 1 | 1.0 | 1 |



KING OF THE (GRUGIER) HILL



GRUGIER-HILL

In the 2022 season opener against the Colts, Grugier-Hill finished the game with 18 total tackles (14 solo), the second-highest single-game total in franchise history behind his previous performance vs. Indianapolis.

This accomplishment set a new Texans franchise record for most tackles in a Week 1 game and tied the NFL record for most tackles player in a Week 1 game since the 1991 season.

LB **Kamu Grugier-Hill** recorded 13 tackles for loss in the 2021 season, tied for second in the NFL among inside linebackers. His 13 tackles for loss are tied for the highest total in Texans history by a linebacker in a season with **Connor Barwin** (2012).

PLAYERS WITH THE MOST TOTAL TACKLES IN WEEK 1 OF THE REGULAR SEASON SINCE 1991

| Year | Player, Team | TACKLES |
|-------------|-------------------------------|-----------|
| 2022 | Kamu Grugier-Hill, HOU | 18 |
| 2017 | B.J. Goodson, NYG | 18 |
| 2009 | London Fletcher, WAS | 18 |
| 2016 | Kwon Alexander, TB | 17 |
| 2016 | Jerrell Freeman, CHI | 17 |
| 2002 | Isaiah Kacyvenski, SEA | 17 |
| 2008 | London Fletcher, WAS | 17 |
| 2010 | LaRon Landry, WAS | 17 |



A SPECIAL PLAYER ON SPECIAL TEAMS



STEWART


Through the first seven weeks of the 2022 season, Texans DB **M.J. Stewart** has a team-high and league-high, eight special teams tackles (five solo). He has played 163 of the Texans 137 special teams snaps (84.0 percent) for the this season.

In Week 3 at Chicago (9/25), he completed the fake punt attempt and ran for three yards in the third quarter for a first down on fourth-and-1.

In Week 4, Stewart recorded his first special teams forced fumble on a kick return in the fourth quarter vs. Los Angeles Chargers (10/2). Through the first four weeks of the season, Stewart is the only player in the NFL with both a rushing attempt and a forced fumble.



199 WEEKS LATER...



WEEKS


LS **Jon Weeks** has appeared in a franchise-record 199 consecutive games. Weeks has snapped on every field goal, extra point and punt for Houston since he signed as a free agent in 2010 and has contributed with 36 special teams tackles. He remains the only Texan to play in every postseason game in team history and is one of only 10 NFL players to play in every game of the 2010s. He currently owns the NFL's third-longest active streak of games played, trailing only Green Bay's **Mason Crosby** (248 consecutive games) and Carolina's **JJ Jansen** (216 consecutive games).

MOST CAREER GAMES PLAYED IN TEXANS HISTORY

| Rank | Player | Seasons | GP |
|------|------------------|--------------|-----|
| 1 | Jon Weeks | 2010-22 (13) | 199 |
| 2 | Andre Johnson | 2003-14 (12) | 169 |
| 3 | Whitney Mercilus | 2012-21 (10) | 134 |
| 4t | Duane Brown | 2008-17 (10) | 133 |
| 4t | Johnathan Joseph | 2011-19 (9) | 133 |
| 6 | Kareem Jackson | 2010-18 (9) | 132 |



CAM'S CANNON




JOHNSTON

In Week 3 at Chicago, P **Cameron Johnston** landed 5-of-5 punts inside the 20-yard line, marking the first time in his career that 100 percent of his kicks landed inside the 20-yard line (min. three punts). Johnston has punted inside of the 20-yard line on 55.6 percent of his kicks in 2022, which is tied for first in the NFL this season and is the highest mark through Week 7 in Texans history (min. 24 punts). Johnston is averaging 43.4 net yards per punt this season, which ranks fourth in the NFL and second-highest in the AFC.

PUNTS INSIDE THE 20-YARD LINE 2022 NFL SEASON (MIN. OF 24 PUNTS)

| Rk | Player, Team | Punts | P20 |
|----|-------------------------|-------|-------|
| 1t | C. Johnston, HOU | 27 | 55.6% |
| 1t | Ryan Wright, MIN | 27 | 55.6% |
| 3 | M. Wishnowsky, SF | 24 | 54.2% |
| 4 | P. O'Donnell, GB | 31 | 51.6% |
| 5 | A. Siposs, PHI | 24 | 50.0% |
| 6 | C. Waitman, DEN | 39 | 46.2% |
| 7t | M. Haack, IND | 29 | 44.8% |
| 7t | T. Morstead, MIA | 29 | 44.8% |
| 9 | J. Hekker, CAR | 37 | 43.2% |
| 10 | J. Scott, LAC | 28 | 42.9% |

DREAMY KA'IMI



FAIRBAIRN

K **Ka'imi Fairbairn** owns 19 career games with three-or-more made field goals, which is the tied for most in team history with only **Kris Brown**. The UCLA Product ranked fourth in the NFL in total points scored from 2018-20 (368) and third in field goals made (84). He owns 18 games with 10-or-more points scored, which is the third-most in franchise history. Fairbairn became the first player in Texans history with at least 90 points in four consecutive seasons (2017-20) and joined Brown (2007-09) as the only players in franchise history to record at least 100 points scored in three consecutive seasons (2018-20). He is second in Texans history in career field goals made with 129 and second in points (564).

MOST POINTS SCORED IN THE NFL, 2018-20

| Rk | Player | Team | PTS |
|----|-------------------------|------|-----|
| 1 | Justin Tucker | BAL | 412 |
| 2 | Harrison Butker | KC | 407 |
| 3 | Wil Lutz | NO | 406 |
| 4 | Ka'imi Fairbairn | HOU | 368 |

LONG RANGE LEADER

Fairbairn has connected on 12-of-14 field goal attempts (85.7 percent) and 10-of-10 extra point attempts (100.0 percent) for 46 points so far this season.

Through Week 7 of the 2022 NFL season, Fairbairn has converted eight field goals of 40-plus yards, including two from 50-plus yards in Week 5 vs. Jacksonville. Those two field goals of 50-plus yards marked the second time he has done that in one game in his career, with the last occurrence coming vs. Jacksonville in Week 15 of last season.

50-PLUS YARD FGs, TEXANS HISTORY

| Rk | Player | Games | 50+FGs |
|----|-------------------------|-------|--------|
| 1 | Ka'imi Fairbairn | 83 | 21 |
| 2 | Kris Brown | 128 | 14 |
| 3 | Neil Rackers | 32 | 7 |
| 4t | Randy Bullock | 35 | 5 |
| 4t | Nick Novak | 29 | 5 |



TEXANS COACHING STAFF



**HEAD COACH
LOVIE SMITH**

QUICK HITS

OVERALL COACHING EXPERIENCE: 42 SEASONS

NFL EXPERIENCE: 21 SEASONS

TEXANS EXPERIENCE: TWO SEASONS

ALMA MATER: UNIVERSITY OF TULSA

HOMETOWN: BIG SANDY, TEXAS

8

Playoff appearances as an NFL coach

53

Pro Bowl nominations by players coached

171

Regular season wins as an NFL coach

CAREER JOURNEY

| | | |
|------------------|--|-----------------------|
| 2022 | Head Coach | Houston Texans |
| 2021 | Associate Head Coach / Defensive Coordinator | Houston Texans |
| 2016-20 | Head Coach | Illinois |
| 2014-15 | Head Coach | Tampa Bay Buccaneers |
| 2004-12 | Head Coach | Chicago Bears |
| 2003 | Assist. Head Coach/ Defensive Coordinator | St. Louis Rams |
| 2001-02 | Defensive Coordinator | St. Louis Rams |
| 1996-2000 | Linebackers | Tampa Bay Buccaneers |
| 1995 | Defensive Backs | Ohio State |
| 1993-94 | Defensive Backs | Tennessee |
| 1992 | Linebackers | Kentucky |
| 1988-91 | Linebackers | Arizona State |
| 1987 | Linebackers | Wisconsin |
| 1983-86 | Linebackers | Tulsa |
| 1981-82 | Assist. Coach / Defensive Backs / Receivers | Cascia Hall Prep HS |
| 1980 | Defensive Coordinator | Big Sandy HS |

TEXANS COORDINATORS




PEP HAMILTON

OFFENSIVE COORDINATOR

OVERALL COACHING EXPERIENCE: 25 SEASONS

NFL EXPERIENCE: 15 SEASONS

TEXANS EXPERIENCE: TWO SEASONS



FRANK ROSS

SPECIAL TEAMS COORDINATOR

OVERALL COACHING EXPERIENCE: 12 SEASONS

NFL EXPERIENCE: 10 SEASONS

TEXANS EXPERIENCE: TWO SEASONS

TEXANS COACHING STAFF

| | |
|-----------------|---|
| Sean Baker | Assistant Special Teams |
| Danny Barrett | Running Backs |
| Tim Berbenich | Tight Ends |
| Ben Bolling | Defensive Assistant |
| Jacques Cesaire | Defensive Line |
| Joe Danna | Safeties |
| Ilir Emini | Defensive Assistant / Nickles |
| Dele Harding | Defensive Assistant |
| Hal Hunter | Assistant Offensive Line |
| Kenyon Jackson | Assistant Defensive Line |
| Jarrod James | Offensive Assistant |
| Ben McDaniels | Wide Receivers / Passing Game Coordinator |
| DeNarius McGhee | Offensive Assistant |
| Robbie Picazo | Offensive Assistant |
| Miles Smith | Linebackers |
| Dino Vasso | Cornerbacks |
| George Warhop | Offensive Line |
| Ted White | Offensive Assistant / Quarterbacks |



TITANS COACHING STAFF



HEAD COACH MIKE VRABEL



QUICK HITS

OVERALL COACHING EXPERIENCE: 12 SEASONS

NFL EXPERIENCE: NINE SEASONS

JAGUARS EXPERIENCE: FIVE SEASONS

ALMA MATER: OHIO STATE UNIVERSITY

HOMETOWN: AKRON, OHIO

3

Three-time Super Bowl champion (XXXVI, XXXVIII, XXXIX) as a player with the New England Patriots

12

Led the Titans to a 12-5 regular-season record in 2021 to earn Associated Press NFL Coach of the Year honors

14

A 14-year NFL veteran linebacker, playing for the Steelers (1997-2000), Patriots (2001-08) and Chiefs (2009-10)

CAREER JOURNEY

| | | |
|---------|-----------------------|------------------|
| 2018- | Head Coach | Tennessee Titans |
| 2017 | Defensive Coordinator | Houston Texans |
| 2014-16 | Linebackers Coach | Houston Texans |
| 2012-13 | Defensive Line Coach | Ohio State |
| 2011 | Linebackers Coach | Ohio State |

TITANS COORDINATORS



TODD DOWNING OFFENSIVE COORDINATOR

OVERALL COACHING EXPERIENCE: 24 SEASONS

NFL EXPERIENCE: 22 SEASONS

TITANS EXPERIENCE: FOUR SEASONS




SHANE BOWEN DEFENSIVE COORDINATOR

OVERALL COACHING EXPERIENCE: 14 SEASONS

NFL EXPERIENCE: SEVEN SEASONS

TITANS EXPERIENCE: FIVE SEASONS



CRAIG AUKERMAN SPECIAL TEAMS COORDINATOR

OVERALL COACHING EXPERIENCE: 23 SEASONS

NFL EXPERIENCE: 13 SEASONS

TITANS EXPERIENCE: SIX SEASONS

TITANS COACHING STAFF

| | |
|-------------------|----------------------------|
| Chase Blackburn | Assistant Special Teams |
| Scott Booker | Safeties |
| Kylan Butler | Offensive Assistant |
| Keith Carter | Offensive Line |
| Ryan Crow | Outside Linebackers |
| Tony Dews | Running Backs |
| Erik Frazier | Offensive Skill Assistant |
| Jason Houghtaling | Offensive Line Assistant |
| Tim Kelly | Passing Game Coordinator |
| Bobby King | Inside Linebackers |
| Zak Kuhr | Outside Linebackers |
| Anthony Midget | Secondary |
| Rob Moore | Wide Receivers |
| Pat O'Hara | Quarterbacks |
| Jim Schwartz | Senior Defensive Assistant |
| Luke Steckel | Tight Ends |
| Mike Sullivan | Assistant Offensive Line |
| Terrell Williams | Defensive Line |



Opening Statement

"Another disappointing loss. There's no other way to put it. Another game that we had our opportunities. There are some good things happening behind the scenes that maybe don't show up in the win-loss column. The way we played offensively, I thought that was our most productive day as I said yesterday. The video said that. Running the ball, of course getting our passing game going. A lot of good things to like. We didn't finish still the way we would like to. Of course, the interception was big at the end, jumping offside. But there were too many positives things that happened throughout. Defensively, I thought we played pretty good right up until the last drive of the first half. Giving up that touchdown pass gave them momentum. We never really recovered. Of course, the fourth quarter was really bad ball for us, which leads to a loss. We missed a field goal early on. I thought for the most part, special teams kind of hung in there. That's where we are. I would like to be talking of course on a win, but when you are disappointed, you like going into the division. This will be the last division opponent we haven't played, so we're excited about playing them. I think they have a four-game winning streak going right now. Both of our games last year were pretty competitive."

After reviewing the film, what did you see from QB Davis Mills?

"My comments have been that Davis Mills is getting better and better each week. I mean maybe we haven't thrown for 500 yards each week, but we've seen growth from him. That continues throughout. He made some tough throws yesterday. I liked his pocket presence, checking the ball down. Just keeping us in the game, what an NFL quarterback should do. I like the way he led us on the offensive side. We didn't play a complete game. Most quarterbacks in the NFL don't. We have some issues we need to clean up, but the quarterback position is not it."

Do you have any injury updates on WR Nico Collins and DL Maliek Collins?

"I normally wait until Wednesday to talk on those things. You can probably see why. If a guy goes down, it's not a good thing. We had some injuries in the game, those guys that you mentioned. When we get to Wednesday, I'll talk more about injuries then. I think that's probably fair."

How crucial are WR Nico Collins and DL Maliek Collins to those position groups?

"That's a better question I can answer. Both are important positions. Nico's (Collins) position of course, he has become more and more of what we are doing offensively. That production has been important for some of the growth we've made offensively. For Maliek (Collins), he's our three-technique. Everything starts up front at the defensive line. The engine of the defensive line is the three-technique position. Playing without him, I think he only had 10 plays yesterday, it hurt us a lot. You can trace some of the problems we had yesterday to a player like that not being out there."

Where did DL Jonathan Greenard sustain his injury?

"In practice."

How has the absence of DL Jonathan Greenard negatively impacted your pass rush?

"We talk about Maliek (Collins), he's our three-technique. Jonathan (Greenard) is one of our best defensive linemen, defensive end, rushing. It affects everything, of course pass rush. You need pass rushers to get pressure on the quarterback. You need defensive ends to play the run too. If those guys aren't able to go, of course Jonathan wasn't able to go, we're not as good as football team without him, especially not as good as a defensive without him."

What do you think was the difference in this game was that allowed you to convert more third downs?

"I think we have to, like we normally do, start with the quarterback position. A lot of the things that's going wrong, we talk about that a little bit. Favorable third down situations too hasn't helped a little bit. Being more productive on first and second down has. Still, it comes down to in an ideal world, you want to be third-and-manageable. Gets to third down, you have to be able to convert on it. That does keep drives going. Yesterday, we were able to sustain and drive, third downs were part of it. All throughout, I thought we were in pretty good control. You get to third down and that's playmaker time too. Nico (Collins), Brandin (Cooks), guys have stepped up, Jordan Akins too. Our tight end (position) has really gotten involved and making plays for that also."

How do you explain the success that was found when OC Pep Hamilton's play call involved the three tight end look?

"Just looking at who do we need to get involved and we can lean a lot of different ways, three receivers, more. We've gone to our 22 package a little bit. That three tight end personnel grouping, looking at it from the defensive point of view, how

do you play it? Third downs, how do you play it? Just in general, a lot of times if you keep based people on the field defensively, we think our matchup is a little bit better because Jordan Akins, Brevin (Jordan), those guys are listed as tight ends but their skill set's a little bit different. I think it's a package that we'll continue to grow. It can be good. We've had a little success with it. We look for ways to be successful, that's for sure."

What positives did you see from LB Christian Harris on film?

"First game for any athlete, any professional player, I thought we saw a lot of that. It got better and better. There are some flash plays that we really liked. I go back to when I initially started talked about all the rookies that play for their first time. We talked about flash plays, some plays to give us hope later on. We had a lot of those for Christian Harris yesterday. Liked a lot of things he did, like he will grade out on later on. Saw him running around, being aggressive, being physical, taking on lead blockers, a few tackles. You'd like to have a couple tackles back. Then, just blending into the game. We gave him a limited package this past week and hopefully we'll continue to grow that."

What did the Raiders offense do that prevented the defense from maintaining gap integrity?

"If we talk about gap integrity, it's the same thing each week. You have to have good gap integrity, gap discipline, in your gaps. If you don't, one person being not in it can cause you to give up an explosive run in that case. Did we had some of those yesterday, yes. I've also talked about if that happens, just not one wave of defense that we have. We don't play zero coverage. There should be a second line of defense that also broke down a few times yesterday too. That's what it was and a great running back. You have to give him credit. It's not the first good game (Josh) Jacobs has had. He's a good running back. A few of those runs are kind of unacceptable for us."

Even with the defense playing differently on that last drive, what did you see from RB Dare Ogunbowale?

"You're right, they're playing differently, but they had 11 guys over there that were trying to stop us from moving the ball down the field. I think you had to go on with what we saw. What we did see is production from Dare (Ogunbowale). He's been waiting patiently for his opportunity, and he got it yesterday. He had some flash plays that caught all of our attention a little bit. We believe and we go on what we see out there once a player gets an opportunity for a few more carries and he took advantage of his yesterday."

Do you feel like OL Tytus Howard held up against DL Maxx Crosby?

"Yes I did. As a said offensively for the most part, we had a lot of winning performances on the offensive side of the football. Starting up front, yes, Tytus (Howard), we knew going in who had the toughest chore, our tackles against their defensive ends. I thought both of them held up pretty good throughout. They gave. As we talk about some of the things our running back did, Dameon (Pierce) did yesterday, some of the plays that Davis (Mills) was able to make, it kind of started up front first. I thought that we had pretty good protection."

How much of yesterday's game was QB Derek Carr getting the ball out quickly or you not getting to the quarterback like you wanted to?

"That's an easy question for me to answer. We knew going in what kind of quarterback he was. I think he's one of the better ones who's playing. We knew that. He does get rid of the ball. It's about the pass rush always, no matter who you're playing on the other side. Our pass rush hasn't lately been exactly what we need it to be and we're looking for way to improve that. Losing two of you better players doesn't help that case. It's an opportunity for some of our other players to step up inside. We're talking about Jonathan (Greenard) on the outside. Our defensive ends, Jerry (Hughes) Mario (Addison), Ogbo (Ogbonnia Okoronkwo), Rasheem (Green), we had our defensive ends playing. I think it's the inside, the guys closest to the quarterback can affect them as much as anything, especially when he's getting the ball out, and that wasn't good enough yesterday."

On finding LB Christian Harris' fit on the defense within a deep linebacker group

"It's pretty simple on how we do it. Who are our best options that we feel like we can be successful with defensively? If we think he's one of them, we'll find ways for him to get on the field. I would say Christian Harris is one of those guys and we found a way to start the process yesterday. He didn't do anything yesterday that said we should give him less. To me, he did things that said give him more."

TEXANS-TITANS MATCHUP INFORMATION



TEXANS BIG DAYS AGAINST THE TITANS

QB **Davis Mills** completed 23-of-33 passing attempts for 301 yards (fourth most in his career), three touchdowns, and a 128.5 passer rating (the third best of his career)

DB **Desmond King II** tied his career single-game high with two interceptions as well as eight tackles (seven solo) and two passes defended in a 22-13 victory over Tennessee on Nov. 21, 2021.

LB **Christian Kirksey** notched 17 total tackles (seven solo), one pass defended and one fumble recover in a 12-9 loss to Tennessee on Oct. 22, 2017 as a member of the Cleveland Browns.

DB **M.J. Stewart** caught his first career interception and also posted three tackles (two solo) and two passes defended in a 41-35 victory over Tennessee on Dec. 6, 2020 as a member of the Cleveland Browns.

WR **Brandin Cooks** hauled in 11 receptions for 166 yards (15.1 avg) and two receiving touchdowns in a 41-38 loss to Tennessee on Jan. 3, 2021.

2022 OFFENSIVE STATISTICAL COMPARISON

| | HOU | Rnk | TEN | Rnk |
|------------------------|--------|-----|---------|-----|
| Yards / Game | 310.0 | 25 | 274.2 | 31 |
| Yards / Play | 5.20 | 21 | 4.85 | 31 |
| Rushing Yards / Game | 100.7 | 24 | 108.7 | 20 |
| Rushing Yards / Play | 4.38 | 19 | 3.73 | 26 |
| Passing Yards / Game | 209.3 | 25 | 165.5 | 29 |
| Passing Yards / Play | 6.07 | 26 | 6.62 | 15 |
| Interception Rate | 2.42% | 19 | 2.00% | 16 |
| Sacks / Pass Attempt | 6.28% | 17 | 9.33% | 27 |
| First Downs / Game | 17.3 | 27 | 16.7 | 30 |
| Punt Return Avg | 8.6 | 14 | 10.4 | 9 |
| Kickoff Return Avg | 21.1 | 19 | 22.9 | 10 |
| Field Goals Made | 85.71% | 17t | 88.89% | 11t |
| 3rd Down Pct | 35.00% | 27 | 36.62% | 21 |
| 4th Down Pct | 37.50% | 24 | 66.67% | 5t |
| Red Zone Pct | 53.85% | 19 | 80.00% | 1 |
| Goal to Go Pct | 66.67% | 18t | 100.00% | 1 |
| Avg Time of Possession | 28:31 | 28 | 29:51 | 20 |
| Points/Game | 17.7 | 25t | 19.2 | 12 |

2022 DEFENSIVE STATISTICAL COMPARISON

| | HOU | Rnk | TEN | Rnk |
|---------------------------|--------|-----|--------|-----|
| Yards / Game | 411.8 | 31 | 374.3 | 26 |
| Yards / Play | 6.00 | 28 | 6.02 | 29 |
| Rushing Yards / Game | 164.7 | 32 | 96.8 | 4 |
| Rushing Yards / Play | 5.23 | 29 | 4.40 | 15 |
| Passing Yards / Game | 247.2 | 21 | 277.5 | 31 |
| Passing Yards / Play | 7.03 | 22 | 7.40 | 29 |
| Interception Rate | 2.84% | 10 | 2.67% | 14 |
| Sacks / Pass Attempt | 5.69% | 22 | 7.11% | 15 |
| First Downs / Game | 23.2 | 30 | 20.2 | 19 |
| Punt Return Avg | 8.7 | 16 | 10.6 | 25 |
| Kickoff Return Avg | 18.1 | 6 | 17.6 | 4 |
| 3rd Down Pct | 41.25% | 20 | 27.78% | 1 |
| 4th Down Pct | 37.50% | 8t | 80.00% | 32 |
| Red Zone Pct | 47.62% | 8 | 52.63% | 13t |
| Goal to Go Pct | 40.00% | 1 | 77.78% | 24t |
| Points / Game | 22.8 | 20 | 21.3 | 17 |
| Point Differential / Game | -5.2 | 30 | -2.2 | 18 |
| Yard Differential / Game | -101.8 | 32 | -100.2 | 31 |

TEXANS CAREER STATS VS. TITANS

PASSING

| Player | G | A-C-I | Pct. | Yds | TD | Sk/Lst | Rtg |
|----------|---|---------|-------|-----|----|--------|-------|
| D. Mills | 1 | 33-23-0 | 89.7% | 301 | 3 | 2/12 | 128.5 |

RUSHING

| Player | G | Att. | Yds | Avg. | Lg | TD |
|-------------|---|------|-----|------|----|----|
| R. Burkhead | 2 | 30 | 64 | 2.1 | 9 | 0 |
| D. Mills | 1 | 4 | 12 | 3.0 | 11 | 0 |
| P. Dorsett | 4 | 1 | 11 | 11.0 | 11 | 0 |

RECEIVING

| Player | G | Rec. | Yds | Avg. | Lg | TD |
|---------------|---|------|-----|------|----|----|
| B. Cooks | 5 | 29 | 349 | 12.0 | 38 | 4 |
| P. Dorsett | 4 | 9 | 139 | 15.4 | 50 | 1 |
| J. Akins | 5 | 11 | 99 | 9.0 | 20 | 0 |
| N. Collins | 2 | 4 | 76 | 19.0 | 30 | 0 |
| C. Moore | 4 | 8 | 76 | 9.5 | 28 | 1 |
| R. Burkhead | 2 | 3 | 42 | 14.0 | 20 | 0 |
| D. Ogunbowale | 5 | 5 | 39 | 7.8 | 19 | 0 |
| B. Jordan | 2 | 1 | 7 | 7.0 | 7 | 0 |

DEFENSE

| Player | G | S | A | Tot | Sk | Yds | INT | PD | FF | FR |
|-----------------|----|----|----|-----|-----|-----|-----|----|----|----|
| C. Kirksey | 7 | 24 | 21 | 46 | 1.0 | 7.0 | 1 | 3 | 1 | 1 |
| J. Hughes | 11 | 11 | 7 | 23 | 2.0 | 4.0 | 0 | 1 | 1 | 0 |
| D. King II | 4 | 17 | 6 | 23 | 0.0 | 0.0 | 2 | 2 | 0 | 0 |
| E. Murray | 5 | 14 | 7 | 22 | 0.0 | 0.0 | 0 | 1 | 0 | 0 |
| K. Grugier-Hill | 3 | 13 | 8 | 21 | 0.0 | 0.0 | 1 | 2 | 0 | 0 |
| M. Addison | 7 | 8 | 7 | 15 | 1.0 | 6.0 | 0 | 1 | 0 | 0 |
| N. Hewitt | 5 | 6 | 8 | 14 | 0.0 | 0.0 | 0 | 0 | 0 | 0 |
| S. Nelson | 2 | 9 | 2 | 12 | 0.0 | 0.0 | 0 | 1 | 0 | 0 |
| M. Collins | 3 | 6 | 5 | 11 | 1.0 | 6.0 | 0 | 0 | 0 | 0 |
| J. Greenard | 3 | 5 | 4 | 9 | 0.0 | 0.0 | 0 | 0 | 0 | 0 |
| R. Lopez | 2 | 4 | 3 | 7 | 0.0 | 0.0 | 0 | 0 | 0 | 0 |
| M. Stewart | 1 | 2 | 1 | 3 | 0.0 | 0.0 | 1 | 2 | 0 | 0 |
| O. Okoronkwo | 1 | 1 | 1 | 2 | 0.5 | 2.5 | 0 | 0 | 0 | 0 |
| R. Green | 1 | 1 | 1 | 2 | 0.0 | 0.0 | 0 | 0 | 0 | 0 |
| T. Smith | 3 | 0 | 0 | 0 | 0.0 | 0.0 | 0 | 0 | 0 | 1 |



TEXANS-TITANS MATCHUP INFORMATION



ALL TIME SERIES

REGULAR SEASON

Overall: 18-22 Home: 10-10 Road: 8-12

| Date | W/L | Score | H/A | Venue | Texans QB | Titans QB |
|----------|-----|------------|-----|-----------------|----------------|-----------------|
| 11/10/02 | L | 17-10 | A | The Coliseum | D. Carr | S. McNair |
| 12/29/02 | L | 13-3 | H | Reliant Stadium | D. Carr | S. McNair |
| 10/12/03 | L | 38-17 | A | The Coliseum | D. Carr | S. McNair |
| 12/21/03 | L | 27-24 | H | Reliant Stadium | D. Carr | S. McNair |
| 10/17/04 | W | 20-10 | A | The Coliseum | D. Carr | S. McNair |
| 11/28/04 | W | 31-21 | H | Reliant Stadium | D. Carr | S. McNair |
| 10/09/05 | L | 34-20 | H | Reliant Stadium | D. Carr | S. McNair |
| 12/11/05 | L | 13-10 | A | The Coliseum | D. Carr | S. McNair |
| 10/29/06 | L | 28-22 | A | LP Field | D. Carr | V. Young |
| 12/10/06 | L | 26-20 (OT) | H | Reliant Stadium | D. Carr | V. Young |
| 10/21/07 | L | 38-36 | H | Reliant Stadium | M. Schaub | K. Collins |
| 12/2/07 | L | 28-20 | A | LP Field | M. Schaub | V. Young |
| 9/21/08 | L | 31-12 | A | LP Field | M. Schaub | K. Collins |
| 12/14/08 | W | 13-12 | H | Reliant Stadium | M. Schaub | K. Collins |
| 9/20/09 | W | 34-31 | A | LP Field | M. Schaub | K. Collins |
| 11/23/09 | L | 20-17 | H | Reliant Stadium | M. Schaub | V. Young |
| 11/28/10 | W | 20-0 | H | Reliant Stadium | M. Schaub | R. Smith |
| 12/19/10 | L | 31-17 | A | LP Field | M. Schaub | K. Collins |
| 10/23/11 | W | 41-7 | A | LP Field | M. Schaub | M. Hasselback |
| 1/1/12 | L | 23-22 | H | Reliant Stadium | T. Yates | M. Hasselback |
| 9/30/12 | W | 38-14 | H | Reliant Stadium | M. Schaub | K. Wright |
| 12/2/12 | W | 24-10 | A | LP Field | M. Schaub | J. Locker |
| 9/15/13 | W | 30-24 (OT) | H | Reliant Stadium | M. Schaub | J. Locker |
| 12/29/13 | L | 16-10 | A | LP Field | M. Schaub | R. Fitzpatrick |
| 10/26/14 | W | 30-16 | A | LP Field | R. Fitzpatrick | Z. Mettenberger |
| 11/30/14 | W | 45-21 | H | NRG Stadium | R. Fitzpatrick | Z. Mettenberger |
| 11/1/15 | W | 20-6 | H | NRG Stadium | B. Hoyer | Z. Mettenberger |
| 12/27/15 | W | 34-6 | A | Nissan Stadium | B. Weeden | Z. Mettenberger |
| 10/2/16 | W | 27-20 | H | NRG Stadium | B. Osweiler | M. Mariota |
| 1/1/17 | L | 24-17 | A | Nissan Stadium | T. Savage | M. Cassel |
| 10/1/17 | W | 57-14 | H | NRG Stadium | D. Watson | M. Mariota |
| 12/3/17 | L | 24-13 | A | Nissan Stadium | T. Savage | M. Mariota |
| 9/16/18 | L | 20-17 | A | Nissan Stadium | D. Watson | B. Gabbert |
| 11/26/18 | W | 34-17 | H | NRG Stadium | D. Watson | M. Mariota |
| 12/15/19 | W | 24-21 | A | Nissan Stadium | D. Watson | R. Tannehill |
| 12/29/19 | L | 35-14 | H | NRG Stadium | A. McCarron | R. Tannehill |
| 10/18/20 | L | 42-36 (OT) | A | Nissan Stadium | D. Watson | R. Tannehill |
| 1/3/21 | L | 41-38 | H | NRG Stadium | D. Watson | R. Tannehill |
| 11/21/21 | W | 22-13 | A | Nissan Stadium | T. Taylor | R. Tannehill |
| 1/9/22 | L | 28-25 | H | NRG Stadium | D. Mills | R. Tannehill |

HOUSTON
TEXANS

2022

1-4-1

4th, AFC South

TENNESSEE
TITANS

2022

4-2

1st, AFC South

REGULAR SEASON SERIES BREAKDOWN

| | |
|---------------------------------------|--|
| Record vs. Titans..... | Texans trail, 18-22 |
| Last meeting..... | Titans 28, Texans 25 (1/9/22) |
| Texans largest margin of victory..... | 43 (Texans 57, Titans 14; 10/1/17) |
| Titans largest margin of victory..... | 21 (2x: last - Titans 35, Texans 14; 12/29/19) |
| Current win streak..... | Titans, 1 (2022-present) |
| Texans longest win streak..... | 5 (2014-16) |
| Titans longest win streak..... | 7 (2005-08) |
| Most points, Texans..... | 57 (Texans 57, Titans 14; 10/1/17) |
| Most points, Titans..... | 42 (Titans 42, Texans 36 (OT); 10/18/20) |
| Most points, both teams..... | 79 (Titans 41, Texans 38 (1/3/21)) |
| Fewest points, Texans..... | 3 (Titans 13, Texans 3; 12/29/02) |
| Fewest points, Titans..... | 0 (Texans 20, Titans 0; 11/28/10) |
| Fewest points, both teams..... | 16 (Titans 13, Texans 3; 12/29/02) |
| Most net yards, Texans..... | 518 (Texans 41, Titans 7; 10/23/11) |
| Most net yards, Titans..... | 607 (Titans 42, Texans 36 (OT); 10/18/20) |
| Most rushing yards, Texans..... | 281 (Texans 34, Titans 17; 11/26/18) |
| Most rushing yards, Titans..... | 288 (Titans 41, Texans 38 (1/3/21)) |
| Most passing yards, Texans..... | 385 (Titans 41, Texans 38 (1/3/21)) |
| Most passing yards, Titans..... | 421 (Titans 38, Texans 17; 10/12/03) |
| Fewest net yards, Texans..... | 190 (Texans 22, Titans 13 (11/21/21)) |
| Fewest net yards, Titans..... | 148 (Texans 41, Titans 7; 10/23/11) |
| Fewest rushing yards, Texans..... | 28 (Titans 13, Texans 3; 12/29/02) |
| Fewest rushing yards, Titans..... | 24 (Texans 20, Titans 0; 11/28/10) |
| Fewest net passing yards, Texans..... | 82 (Titans 13, Texans 10; 12/11/05) |
| Fewest net passing yards, Titans..... | 86 (Titans 26, Texans 20 (OT); 10/29/06) |
| Most sacks, Texans..... | 7 (Texans 20, Titans 6; 11/1/15) |
| Most sacks, Titans..... | 7 (Titans 34, Texans 20; 10/9/05) |
| Most interceptions, Texans..... | 4 (2x - last: Texans 57, Titans 14; 10/1/17) |
| Most interceptions, Titans..... | 4 (Texans 22, Titans 13 (11/21/21)) |
| Most turnovers, Texans..... | 6 (Titans 38, Texans 36; 10/21/07) |
| Most turnovers, Titans..... | 6 (Texans 24, Titans 10; 12/2/12) |
| Most penalties, Texans..... | 11-127 (Texans 13, Titans 12; 12/14/08) |
| Most penalties, Titans..... | 12-76 (Titans 31, Texans 17; 12/19/10) |

2022 INDIVIDUAL COMPARISON

TEXANS

TITANS

PASSING YARDS

Davis Mills 1,350 Ryan Tannehill 1,097

RUSHING YARDS

Dameon Pierce 504 Derrick Henry 536
Rex Burkhead 72 Hassan Haskins 37
Jeff Driskel 15 Ryan Tannehill 29

RECEIVING YARDS

Nico Collins 305 Robert Woods 230
Brandon Cooks 281 Nick Westbrook-Ikhine 138
Jordan Akins 154 Dontrell Hillard 132
Chris More 128 Derrick Hentry 131
Rex Burkhead 123 Treylon Burks 129
Dameon Pierce 82 Austin Hooper 111
O.J. Howard 72 Kyle Phillips 78

POINTS SCORED

Ka'imi Fairbairn 46 Randy Bullock 37
Dameon Pierce 18 Derrick Henry 30
O.J. Howard 12 Dontrell Hillard 18
Jordan Akins 6 Robert Woods 6
Brandin Cooks 6 Ryan Tannehill 6
Rex Burkhead 6 Geoff Swaim 6
Phillip Dorsett 6 Andrew Adams 6
Chris Moore 6 Chigoziem Okonkwo 6

INTERCEPTIONS

Jalen Pitre 2 David Long Jr. 2
Derek Stingley Jr. 1 Amani Hooker 1
Desmond King II 1 Teair Tart 1
Jerry Hughes 1 Kevin Byard 1
Christian Kirksey 1 Andrew Adams 1

SACKS

Jerry Hughes 4.0 Denico Autry 5.0
Rasheem Green 3.5 Jeffery Simmons 4.5
Jonathan Greenard 1.5 Rashad Weaver 4.0
Derek Stingley Jr. 1.0 Bud Dupree 2.0
Jalen Pitre 1.0 Sam Okuyinonu 0.5
Thomas Booker 0.5
Chrisitan Kirksey 0.5

DEFENSIVE TACKLES

Jonathan Owens 56 David Long Jr. 45
Christian Kirksey 44 Kevin Byard 41
Jalen Pitre 42 Roger McCreary 37
Kamu Grugier-Hill 40 Kristian Fulton 25
Derek Stingley Jr. 35 Jeffery Simmons 24
Steven Nelson 29 Amani Hooker 22
Desmond King II 29 Dylan Cole 21
Rasheem Green 20 Andrew Adams 18

SPECIAL TEAMS TACKLES

M.J. Stewart 8 Joe Jones 5
Eric Murray 6 Dylan Cole 5
Dare Ogunbowale 5 Kevin Rader 4
Blake Cashman 4 Dontrell Hillard 3
Tremont Smith 4
Jon Weeks 3

KICKOFF RETURNS (Avg.)

Tremont Smith 21.1 Hassan Haskins 24.3

PUNT RETURNS (Avg.)

Desmond King II 9.5 Kyle Phillips 12.4

FIELD GOALS

Ka'imi Fairbairn ... 12/14, 85.7% Randy Bullock 8/9, 88.9%

PUNTING (GROSS/NET Avg.)

Cameron Johnston 49.3/44.2 Ryan Stonehouse 54.9/47.8



TEXANS FROM TENNESSEE

- Clarksville, Tenn. - LB **Jalen Reeves-Maybin**

TITANS FROM TEXAS

- Big Spring - QB **Ryan Tannehill**
- Bryan - OL **Le'Raven Clark**
- Celina - OL **Jordan Roos**
- Cleveland - DL **Kevin Strong**
- Dallas - OL **Aaron Brewer**
- Denton - DL **Mario Edwards Jr.**
- Houston - DB **Joshua Kalu**
- Klein - K **Randy Bullock**
- Nacodoches - DB **Josh Thompson**

TEXANS COACHING CONNECTIONS

- No coaches from the Houston Texans have coached with the Tennessee Titans

TITANS COACHING CONNECTIONS

- Head coach **Mike Vrabel** coached with the Texans serving as the linebackers coach (2014-16) and defensive coordinator (2017)
- Inside linebackers coach **Bobby King** coached with the Texans serving as a defensive assistant (2011), assistant linebackers coach (2012-13), linebackers coach (2017), inside linebackers coach (2018-20) and defensive line coach (2021)
- Passing game coordinator **Tim Kelly** coaches with the Texans serving as offensive quality control coach (2014-15), offensive quality control coach & assistant (2016), offensive coordinator (2019), offensive coordinator & quarterbacks coach (2020), offensive coordinator (2021)
- Secondary coach **Anthony Midget** coached with the Texans serving as the assistant secondary coach (2014-17) and secondary coach (2018-19)
- Quarterbacks coach **Pat O'Hara** coached with the Texans serving as an offensive assistant (2015-17)
- Defensive coordinator **Shane Bowen** coached with the Texans as a defensive assistant (2016-17)



FORMER TITANS ON THE TEXANS

- DB **Desmond King II** (2020)

FORMER TEXANS ON THE TITANS

- OL **Ben Jones** (2012-15)
- DL **DeMarcus Walker** (2021)
- RB **Dontrell Hilliard** (2020)
- LB **Dylan Cole** (2017-20)
- DB **Lonnie Johnson Jr.** (2019-21)
- K **Randy Bullock** (2013-15)
- DB **Terrance Mitchell** (2021)

COLLEGE CONNECTIONS

- Alabama - TE **O.J. Howard** (2013-16) and Titans RB **Derrick Henry** (2013-15)
- Iowa - DB **Desmond King II** (2013-16) and Titans DB **Amani Hooker** (2016-18)
- Michigan - WB **Nico Collins** (2017-20) and Titans RB **Hassan Haskins** (2018-21)
- Nebraska - DL **Maliek Collins** (2013-15) and Titans DB **Josh Kalu** (2014-17)
- Pittsburgh - OL **Jimmy Morrissey** (2017-20) and Titans LB **Rashad Weaver** (2016-19)





QUARTERBACKS (2)

3 KYLE ALLEN 6-3 210 4th season Houston

Signed with the Houston Texans on March 23, 2022 as a free agent...Spent the 2021 season with Washington, adding depth to the quarterback position... Made two appearances late in the season, completing 12-of-19 passes (63.2 percent) for 120 yards one touchdown and a passer rating of 98.6...Started four games in 2020 with Washington, completing 60-of-87 passes for 610 yards, four touchdowns, one interception and a passer rating of 99.3...Was a 12-game starter with Carolina in 2019, starting in relief of QB Cam Newton, passing for 3,322 yards, 17 touchdowns and a passer rating of 80.0...Signed with the Carolina Panthers as a college free agent on April 30, 2018... Played one season at the University of Houston (2017) after spending his first two seasons (2014-15) at Texas A&M University in College Station, Texas... Attended Desert Mountain High School in Scottsdale, Ariz., where he was rated as the nation's top quarterback in 2014 by ESPN, Rivals, Scout and 247Sports after throwing for more than 8,000 yards and 86 touchdowns over his high school career.

10 DAVIS MILLS 6-4 225 2nd season Stanford

Selected by the Texans in the third round (67th overall) of the 2021 NFL Draft... Has passed for 1,350 yards on 132-of-207 (63.8 percent) passing and seven touchdowns in 2022...Completed 263-of-394 passes (66.8 percent) with 2,664 passing yards, 16 touchdowns and 10 interceptions for a passer rating of 88.8 in 13 games (11 starts) in 2021...Passed for 254 yards and two touchdowns for a passer rating of 130.6 vs. the L.A. Chargers (12/26/21), becoming the third rookie quarterback in NFL history with at least 250 passing yards, two touchdown passes and a rating of 130-or-higher in multiple games, joining Robert Griffin III (2012) and Justin Herbert (2020)...Became the first rookie quarterback in NFL history to finish a game with 300-plus passing yards, three-plus passing touchdowns and a passer rating of 140.0 or higher vs. New England (10/10)...Played in 14 games with 11 starts at Stanford and totaled 3,468 passing yards, 18 touchdowns, eight interceptions and a completion percentage of 65.5...Earned All-Pac 12 honorable mention honors as a season after completing 129-of-195 passes (66.2%) for 1,508 yards, seven touchdowns and three interceptions...Named Team MVP for Stanford with the Irving S. Zeimer Award as a senior.

RUNNING BACKS (3)

28 REX BURKHEAD 5-10 215 10th season Nebraska

Signed by the Texans as a free agent on June 1, 2021...Has rushed the ball 22 times for 72 yards (3.3 avg) and has caught 23 passes for 123 yards (5.3 avg.) and one touchdown in 2022...Amassed 427 rushing yards on 122 carries (3.5 avg.) with three touchdowns and 25 receptions for 186 yards (6.5 avg.) in 16 games (five starts) in 2021...Rushed for a career-high 149 yards on 22 carries (6.8 avg.) and scored two touchdowns vs. the L.A. Chargers (12/26/21)...Has totaled 1,824 rushing yards on 462 carries (4.0 avg.) with 17 rushing touchdowns and 1,330 receiving yards on 155 catches (8.5 avg.) with eight receiving touchdowns in nine seasons with the Bengals, Patriots and Texans...Appeared in 10 games in 2020 and totaled 67 rushes for 274 yards (4.1 avg.) and three touchdowns to go along with 25 receptions for 192 yards (7.7 avg.) and three receiving touchdowns...Originally selected by the Bengals in the sixth round (190th overall) of the 2013 NFL Draft.

31 DAMEON PIERCE 5-10 218 Rookie Florida

Selected by the Houston Texans in the fourth round (107th overall) of the 2022 NFL Draft...Through his first six games of the season, Pierce has recorded 504 rushing yards and three touchdowns...Rushed for 131 yards in Week 4 that included a 75-yard touchdown rush, the third-longest run in team history...Saw action in all 13 games in 2021 and finished his senior campaign with 574 rushing yards and 13 touchdowns on 100 carries (5.74 avg.) while catching 19 passes for 216 yards (11.37 avg.) and three scores...Played in all 12 games (10 starts) and led the team in rushing with 503 yards and four touchdowns, also catching 17 passes for 156 yards and one touchdown in 2020...Played in 12 games and totaled 54 carries for 305 rushing yards (5.65 avg.) and four touchdowns, also catching four passes for 30 yards in 2019...In 2018, Pierce played all 13 games as a reserve running back and a key member of Florida's special teams unit, totaling 69 carries for 424 rushing yards (6.14 avg.) and two touchdowns while catching five passes out of the backfield for 20 yards and one score. Also notched four tackles on special teams.

33 DARE OGUNBOWALE 5-11 205 4th Season Wisconsin

Making his second stint with the Texans after signing with the team on March 23, 2022...Has appeared mostly on special teams during the 2022 season...Caught five passes for 54 yards (10.8 avg.) at Las Vegas in Week 7...Has rushed the ball 87 times for 307 yards and three touchdowns during his NFL career, seeing time with Washington (2017), Tampa Bay (2018-19) and Jacksonville (2020-21)...Handled a career-high 43 carries and rushed for 137 yards (3.2 avg.) and one touchdown, also catching 13 passes for 114 yards (8.8 avg.) and a score in 2021...Played four seasons (2013-16) at the University of Wisconsin in Madison, Wis...Lettered for the fourth consecutive year after appearing in all 14 games as a senior (2016), rushing 91 times for 506 yards and five touchdowns and catching 24 passes for 208 yards and a score.

FULLBACKS (1)

34 TROY HAIRSTON 5-11 245 Rookie Central Michigan

Signed with the Houston Texans as a college free agent on May 13, 2022... Made his NFL debut against the Indianapolis Colts on Sept. 11, 2022...Played five seasons (2017-21) at Central Michigan University in Mount Pleasant, Mich., where he played in 54 games and totaled 129 tackles (71 solo), 34.0 tackles for loss, 16.5 sacks, four forced fumbles and one fumble recovery...Appeared in 13 games and recorded a collegiate career-high 55 tackles, 17 tackles for loss, nine sacks and one forced fumble while receiving first-team All-MAC honors in 2021.

WIDE RECEIVERS (5)

4 PHILLIP DORSETT 5-10 192 8th season Miami

Signed with the Houston Texans on Dec. 4, 2021, joining the team's practice squad...Caught two passes for 45 yards (22.5 avg.) and a touchdown at Las Vegas in Week 7, his first touchdown reception since Week 11 in 2019...Played with three different teams in 2021, spending time with the Jacksonville Jaguars, Seattle Seahawks and Houston Texans...Traded by the Colts to the Patriots in 2017 and spent 2017-19 with the New England Patriots, catching 73 passes for 881 yards and eight touchdowns...Dorsett caught a 29-yard touchdown pass in the 2018 AFC Championship at Kansas City, helping his team advance past the Chiefs and claim a Super Bowl LIII win over the Rams...Played two seasons with the Indianapolis Colts, making seven starts, catching 51 passes for 753 yards and three scores...Played four seasons at the University of Miami (2011-14) in Miami, Fla., recording 121 receptions for 2,132 yards (17.6 avg.) and 17 touchdowns...Selected by the Indianapolis Colts in the first round (29th overall) of the 2015 NFL Draft.

12 NICO COLLINS 6-4 215 2nd season Michigan

Drafted by the Texans in the third round (89th overall) of the 2021 NFL Draft... Has caught 15 passes for 272 yards (18.1 avg.) in 2022...Recorded 446 receiving yards on 33 catches (13.5 avg.) and one touchdown in 14 games (eight starts) in 2021...Caught his first NFL touchdown pass from QB Davis Mills vs. the L.A. Chargers (12/26)...Played three seasons (2017-19) at Michigan before opting out of the 2020 season, totaling 78 receptions for 1,388 receiving yards (17.8 avg.) and 13 touchdowns in his career...Led the Big Ten with 19.7 yards per catch as a junior in 2019, earning Michigan's Offensive Player of the Year honors... Named All-Big Ten honorable mention in 2018 after playing 13 games with 38 receptions for 632 yards (16.6 avg.) and six touchdowns.



13 BRANDIN COOKS 5-10 183 9th season Oregon State

Acquired by the Texans via trade with the Los Angeles Rams on April 10, 2020... Surpassed the 8,000 yard receiving mark in Week 2 becoming the 10th player to do so before turning 29...Has 28 catches for 292 yards (10.0 avg.) and one touchdown in 2022...Led the team with 90 receptions for 1,037 yards (11.5 avg.) and six touchdowns through 16 games (all starts) in 2021...Eclipsed 1,000 yards receiving on the season for the sixth time of his career at San Francisco (1/2/22), becoming the third Texans player to record consecutive seasons with 1,000 receiving yards... Is one of eight active players with at least six 1,000-yard receiving seasons...Has totaled 7,917 receiving yards and 46 touchdowns on 573 receptions (13.8 avg.) in his 119-game career...Started 15 games in his first season with the Texans in 2020 and became the third player in franchise history with at least 1,000 receiving yards in a single season...One of four players in NFL history to record at least three 1,000-plus receiving yard seasons prior to turning 25 (Randy Moss, John Jefferson and Odell Beckham Jr.)...Became the first player in NFL history to record three consecutive 1,000-yard seasons on three different teams (New Orleans, New England and L.A. Rams)...Appeared in back-to-back Super Bowls (LII, LIII) with the Patriots and Rams, totaling 143 receiving yards...Owns the fourth-highest yards-per-reception average (13.8) since entering the league in 2014 among active players (min. 500 receptions)...Originally drafted by the New Orleans Saints in the first round (20th overall) of the 2014 NFL Draft.

14 TYLER JOHNSON 6-1 206 3rd season Minnesota

Claimed by the Houston Texans off waivers from the Tampa Bay Buccaneers on Aug. 31, 2022...Was active for Weeks 4-5...Super Bowl LV Champion with the Tampa Bay Buccaneers...Has played in 31 games with six starts, catching 48 passes for 529 yards (11.0 avg.) and two touchdowns...Played in six postseason games with one start, catching seven passes for 76 yards...Set career highs with five receptions for 65 yards at New Orleans (10/31/21)...Played in all 17 games and earned three starts in 2021, recording 36 receptions for 360 yards...Tallied 50 or more receiving yards in three separate contests, posting 63 receiving yards against the Los Angeles Rams (9/26), 65 receiving yards against the New Orleans Saints (10/31) and 50 receiving yards against the New York Jets (1/2/22) in 2021... Played in 49 career games at Minnesota (2016-19), catching 213 passes for 3,305 yards and 33 touchdowns...Finished his career as the school's all-time leader in receiving yards and receiving touchdowns while ranking second in Gopher history in receptions.

15 CHRIS MOORE 6-1 200 7th season Cincinnati

Signed by the Houston Texans as an unrestricted free agent on March 24, 2021, shuffling from the practice squad to the active roster multiple times...Has caught 10 passes for 128 yards (12.8 avg.) and one touchdown in 2022...Played in 12 games (one start) in his first season as a Texan in 2021, posting a career-high 21 catches and amassing 227 receiving yards (10.8 avg.) and two touchdowns... Recorded five receptions for a season-high 109 yards (21.8 avg.), both career highs, vs. New England (10/10/21)...Prior to joining the Texans, Moore played with the Ravens from 2016-2020, playing in 61 games with five starts...Moore played at Cincinnati from 2012-15 and was selected by the Baltimore Ravens with the ninth pick of the fourth round (107th overall) of the 2016 NFL Draft.



TIGHT ENDS (3)

9 BREVIN JORDAN 6-3 245 2nd season Miami (Fla.)

Selected by the Texans in the fifth round (147th overall) of the 2021 NFL Draft... Has caught three passes for eight yards (2.7 avg.) in 2022...Had 20 catches for 178 yards (8.9 avg.) and three touchdowns in nine games (two starts) in 2021... Caught four passes for a career-high 56 yards (14.0 avg.) with a career-long 27-yard reception vs. the L.A. Chargers (12/26/21)...Spent three seasons (2018-20) at Miami (Fla.), where he played in 30 games (29 starts) and totaled 1,358 receiving yards on 105 receptions (12.9 avg.) with 13 touchdowns...Named Second-Team All-ACC after starting all eight games he played in and finishing second on the team in receptions (38) and receiving yards (57) while also tying for the team lead with seven touchdown catches in 2020...Was a semifinalist for the John Mackey Award, given to the nation's top tight end...Garnered First Team All-ACC honors and was named a Mackey Award finalist in 2019 after starting 10 games with 35 catches, 495 receiving yards and two touchdowns... Earned All-ACC Second Team honors as a true freshman.

83 O.J. HOWARD 6-6 251 6th Season Alabama

Signed by the Houston Texans on Sept. 2, 2022...Opened the season catching two touchdown passes from QB Davis Mills, becoming the third tight end in NFL history to catch at least two touchdowns in an opener with their new team (TE Alex Smith - 2006, TE Jared Cook - 2013)...Super Bowl LV Champion...Has started 51-of-65 career games, catching 119 passes for 1,737 yards (14.6 avg.) and 15 touchdowns...Recorded a career-long 75-yard touchdown catch against Philadelphia (9/16/18), the fourth-longest catch by a tight end in Tampa Bay history...Caught six touchdowns as a rookie, tied for the second-most among rookies and the fourth-most ever by a Buccaneers rookie...Had career highs in receptions (six), receiving yards (98) and receiving touchdowns (two) at Buffalo (10/22/17)...Recorded a 58-yard touchdown catch against New York Giants (10/1/17), the longest touchdown reception by a Tampa Bay rookie since 2012 (Doug Martin, 64 yards at Minnesota 10/25/12) and then the then fourth-longest touchdown reception by a tight end in team history...Made first career start NFL debut against Chicago (9/17/17)...Played in 57 games, with 37 starts, including 28 of the final 30 of his collegiate career...Finished his career with 114 receptions for 1,726 yards and seven touchdowns...Selected in the first round (19th overall) of the 2017 NFL Draft by the Tampa Bay Buccaneers.

88 JORDAN AKINS 6-4 243 6th season Central Florida

Signed to the Texans active roster from the practice squad on Oct. 12, 2022... Has played in four games during the 2022 season, catching 10 passes for 154 yards (15.4 avg.)...Played the previous five years with the Texans catching 121 passes for 1,346 yards and four touchdowns...Akins brought in a career-best 418 receiving yards during his second season in the NFL in 2019...Played four seasons at Central Florida, amassing 1,148 receiving yards and eight touchdowns...Prior to attending Central Florida, Akins was drafted in the third round of the 2010 Major League Baseball Draft by the Texas Rangers.





OFFENSIVE LINE (9)

54 SCOTT QUESSNBERRY 6-3 310 5th season UCLA

Signed with the Houston Texans as an unrestricted free agent on March 23, 2022...Earned his first start as a Texan in Week 2 at Denver (9/18)...Appeared in 16 games (one start) for the Chargers and blocked for QB Justin Herbert as he set the franchise record for touchdown passes in a season (38) and recorded 5,014 passing yards, 302 rushing yards and three rushing touchdowns in 2021... Has played in 68 games (15 starts) during his NFL career...Played four seasons (2013-14; 2016-17) at the University of California, Los Angeles and finished his career with 44 starts...Selected by the Los Angeles Chargers in the fifth round (155th overall) of the 2018 NFL Draft.

59 KENYON GREEN 6-4 323 Rookie Texas A&M

Selected by the Houston Texans in the first round (15th overall) of the 2022 NFL Draft...Made his first career start at Denver on Sept. 18, 2022...Made his NFL debut vs. Indianapolis on (9/18/22)...Played three seasons (2019-21) at Texas A&M in College Station, Texas, where he started 35 games along the offensive line...Started all 12 games at four different positions on the offensive line in 2021, earning first-team All-America honors from the Associated Press and Sporting News and second-team All-America honors from Walter Camp and the FWAA...Attended Atascocita High School in Humble, Texas, where he helped the team average over 460 yards of offense per game as a senior.

60 A.J. CANN 6-3 320 8th season South Carolina

Signed with the Houston Texans as an unrestricted free agent on March 23, 2022...Started a right guard in his first appearance with the club on 09/11/22, 2022...Has played in 101 games (100 starts) in his career (2015-21)...Cann started four games at right guard prior to being placed on the Reserve/Injured List with a knee injury in 2021...It was the first time in Cann's career he didn't start double-digit games in a season...Started 51 games in four seasons (2011-14) at the University of South Carolina in Columbia, S.C., the second-most starts by a player in school history...Selected by the Jacksonville Jaguars in the third round (67th overall) of the 2015 NFL Draft.

64 JUSTIN MCCRAY 6-3 315 6th season Central Florida

Signed by the Houston Texans as an unrestricted free agent on March 22, 2021... Earned the start a left guard in the opener vs. Indianapolis (9/11/22)...McCray has played in 71 games (29 starts) in his career, spending time with the Green Bay Packers (2017-18), Cleveland Browns (2019) and Atlanta Falcons (2020)... McCray tied his career highs in games played (15) and starts (eight) with six starts and right guard and two starts at center last year with the Texans...Played four seasons (2010-13) at the University of Central Florida in Orlando, Fla., seeing action in 31 games, making 16 starts during his collegiate career... Signed by the Tennessee Titans as a college free agent on May 12, 2014.

67 CHARLIE HECK 6-8 311 3rd season North Carolina

Selected by the Texans in the fourth round (126th overall) of the 2020 NFL Draft...Used as the team's extra lineman during the 2022 opener and was on the six-man offensive line to open the game vs. Indianapolis...Has played in 24 games (16 starts) through his first three seasons (2020-22) with the Texans... Appeared in 16 games (13 starts) in 2021...Appeared in three games (one start) as a rookie...Saw extended action at right tackle after Laremy Tunsil was injured in 2020 and was part of an offensive line that helped the Texans offense average a franchise record 9.6 yards per play in Week 16 vs. Cincinnati (12/27)...Spent four seasons at North Carolina, appearing in 43 games (34 starts) at both left and right tackle...Earned second-team All-ACC honors after surrendering only one half-sack in his entire senior season.

71 TYTUS HOWARD 6-5 322 4th season Alabama State

Selected with the 23rd pick of the first round in the 2019 NFL Draft by the Houston Texans...Has started six games at right tackle for the Texans during the 2022 season...Started 15 games on the offensive line in 2021...Started at right tackle in 14 games before being placed on the Reserve/Injured list on Dec. 23 in 2020 and helped the team average an NFL-best 8.31 yards per passing play...Started all eight games his rookie season before being placed on the Reserve/Injured list...Was the first offensive lineman drafted in the first round by the Texans since 2008...A three-year starter and three-year captain at Alabama State...Earned FCS First-Team All-America honors from HERO Sports during his senior season in 2018.

76 AUSTIN DECULUS 6-5 321 Rookie LSU

Selected by the Houston Texans in the sixth round (205th overall) of the 2022 NFL Draft...Was active during the Week 2 matchup at Denver (9/18/22) but has been inactive for every other game this season...Played five seasons (2017-21) at LSU in Baton Rouge, La., where he played in more games than any player in school history (61) with 46 starts...Started 12 games at right tackle and played 829 snaps in his fifth year that was granted due to COVID-19 in 2021...Did not miss a single snap in SEC-play last year... Attended Cy-Fair High School in Cypress, Texas, where he was an honorable mention 6A All-State selection in 2016.

78 LAREMY TUNSIL 6-5 313 7th Season Ole Miss

Traded to the Houston Texans on Sept. 1, 2019...Owns the fourth-highest grade on PFF among tackles (81.9)...Started the first six games of the 2022 season at left tackle...Is a two-time (2019-20) Pro Bowl Selection...Has started 82 games in his career...2021 was the first time in his career he didn't start at least 14 games in a single season...Started all five games he played in at left tackle prior to being placed on the Reserve/Injured List in 2020... Played three seasons (2013-15) at the University of Mississippi in Oxford, Miss., appearing in 29 games (26 starts) for the Rebels...Selected by the Miami Dolphins in the first round (13th overall) of the 2016 NFL Draft.

79 JIMMY MORRISSEY 6-3 303 2nd Season Pittsburgh

Signed with the Texans as a free agent on Oct. 20, 2021...Signed to the Houston Texans active roster on Sept. 21, 2022...Has played in nine games (five starts) in his NFL career...Initially drafted by the Las Vegas Raiders in the seventh round (230th overall) of the 2021 NFL Draft...Released by the Raiders on Aug. 31, 2021 and signed to the Las Vegas practice squad prior to being signed by the Texans...Played four seasons at Pittsburgh, starting all 47 games, starting 46 games at center and one at right guard...Named recipient of the 2020 Burlsworth Trophy, annually presented to the most outstanding player in college football who began his career as a walk-on...Didn't allow a sack in all of 2019... Selected by the Las Vegas Raiders with the second pick of the seventh round (230th overall) in the 2021 NFL Draft.





DEFENSIVE LINE (9)

45 OGBONNIA OKORONKWO 6-2 253 5th season Oklahoma

Signed with the Houston Texans as an unrestricted free agent on March 23, 2022... Has eight tackles (six solo) and three quarterback hits on the 2022 season...Spent the 2021 season with the Los Angeles Rams and totaled 15 tackles (nine solo), 2.0 sacks, three tackles for loss and six quarterback hits through 13 regular season games...Appeared in all four postseason games and contributed three tackles (two solo) en route to his first Super Bowl Championship with the Rams...Played in 33 games over four seasons with Los Angeles and recorded 31 tackles (18 solo), 4.5 sacks, five tackles for loss and 13 quarterback hits...Played in 10 games and contributed 10 tackles (six solo), 1.0 sack, one tackle for loss and three quarterback hits in 2020...Appeared in 10 games in 2019 and finished with six tackles (three solo), 1.5 sacks, one tackle for loss and four quarterback hits...Selected by the Rams in the fifth round (160th overall) of the 2018 NFL Draft.



55 JERRY HUGHES 6-2 254 13th season TCU

Signed with the Houston Texans on May 11, 2022...Has 12 tackles (seven solo), 4.0 sacks, three tackles for loss, four quarterback hits, one pass defended, one forced fumble and one interception so far this season...Made his Texans debut vs. Indianapolis and totaled three tackles (all solo), 2.0 sacks, one tackle for loss, two quarterback hits, one pass defended, one forced fumble and one interception... Appeared in 17 games (16 starts) and totaled 18 tackles (eight solo), 2.0 sacks, seven quarterback hits, one tackle for loss, two forced fumbles and three passes defended in 2021 with the Buffalo Bills...Also recorded one tackle, 1.0 sack, one tackle for loss and three quarterback hits in two postseason starts with the Bills...Has recorded 395 tackles (266 solo), 58.0 sacks, 82 tackles for loss and 129 quarterback hits in his 12 seasons with the Bills and the Colts (2010-2021)... Appeared and started in all 16 games with 23 tackles (14 solo), 4.5 sacks, nine quarterback hits and six tackles for loss in 2019...Logged 49 tackles (33 solo), 5.0 sacks, eight tackles for loss and 12 quarterback hits at Indianapolis through his first three seasons in the NFL...Selected by the Indianapolis Colts in the first round (31st overall) of the 2010 NFL Draft.

56 THOMAS BOOKER 6-3 301 Rookie Stanford

Selected by the Texans in the fifth round (150th overall) of the 2022 NFL Draft... Has five tackles (two solo) and 0.5 sack on the 2022 season...Made his NFL debut and recorded one solo tackle at Denver on Sept. 18, 2022...Played four seasons (2018-21) at Stanford (Calif.) University, where he appeared in 43 games (27 starts) and finished with 158 tackles, 10.0 sacks, one interception, eight passes defended and one forced fumble...Started all 12 games and totaled a career-high 59 tackles (28 solo), also notching 1.5 sacks and one pass defended during his senior season at Stanford...Selected to the CoSIDA Academic All-American first team and earned All-PAC 12 second-team defensive line in 2021.

91 ROY LOPEZ 6-2 318 2nd season Arizona

Selected by the Texans in the sixth round (195th overall) of the 2021 NFL Draft... Has 11 tackles (five solo), one quarterback hit, one tackle for loss and one pass defended on the 2022 season...Played in 16 games (15 starts) and tallied 31 tackles (19 solo), 1.0 sack, four tackles for loss, two quarterback hits and one fumble recovery in 2021...Played one season (2020) at Arizona after transferring from New Mexico State where he played three seasons (2016-18) and redshirted in 2019...Amassed 154 total tackles (53 solo), 23.5 tackles for loss, 9.0 sacks, four passes defended, two fumble recoveries and one forced fumble in five collegiate seasons...Named All-Pac-12 Honorable Mention after leading Arizona in tackles for loss (four) and sacks (1.0) in a COVID-19-shortened season of five games...Earned 2017 All-Sun Belt Conference Honorable Mention nod as a sophomore at New Mexico State.

92 RASHEEM GREEN 6-4 279 5th season USC

Signed with the Houston Texans as an unrestricted free agent on May 2, 2022... Has 20 tackles (15 solo), 3.5 sacks, four tackles for loss, six quarterback hits and one pass defended so far this season...Made his Texans debut and recorded the 15th sack of his career at Denver (9/18)...Posted career highs in games started (16), tackles (48 total, 27 solo), sacks (6.5), passes defended (four), quarterback hits (15) and tackles for loss (six) in 2021 with the Seattle Seahawks...Totaled 94 tackles (56 solo), 13.5 sacks, 12 tackles for loss and 27 quarterback hits over four seasons with the Seahawks (2018-2021)...Had 27 tackles (15 solo), 4.0 sacks, five quarterback hits, three tackles for loss, three forced fumbles, one fumble recovery, two passes defended and two blocked field goals in 2019... Selected by the Seattle Seahawks in the third round (79th overall) of the 2018 NFL Draft.

93 KURT HINISH 6-2 302 Rookie Notre Dame

Signed by the Houston Texans as a college free agent on May 13, 2022... Has six tackles (two solo) and one tackle for loss in 2022...Made his first NFL appearance vs. Indianapolis on Sept. 11, 2022 totaling one tackle...Played five seasons (2017-21) at the University of Notre Dame in South Bend, Ind., where he played in 61 games (35 starts) and amassed 81 tackles (42 solo), 20 tackles for loss, 7.5 sacks and one forced fumble...Started all 11 games he appeared in as a fifth-year and totaled 28 tackles (15 solo), 2.0 sacks and 5.5 tackles for loss in 2021...Appeared in all 12 games (11 starts) and finished with 19 tackles (13 solo), 2.0 sacks and 7.5 tackles for loss in 2020...Started all 13 games and totaled 15 tackles, 2.0 sacks, 4.5 tackles for loss and one quarterback hit in 2019

94 DEMONE HARRIS 6-4 272 3rd season Buffalo

Signed to the Houston Texans practice squad on Nov. 10, 2021...Has two tackles, one quarterback hit and one pass defended on the 2022 season...Played in two games for the Chiefs and recorded one quarterback hit before being released and signed to the Texans practice squad, later appearing in one game (one start) for the Texans in 2021...Tallied three tackles (one solo) for the Chiefs in one game during the 2020 season...Played in a career-high five games between the Buccaneers and Chiefs and logged four tackles (all solo), one quarterback hit and two tackles for loss in four games with the Chiefs in 2019...Signed with the Tampa Bay Buccaneers as a college free agent on April 30, 2018.

96 MALIEK COLLINS 6-2 310 7th season Nebraska

Signed by the Houston Texans as an unrestricted free agent on March 23, 2021...Has 12 tackles (six solo), two tackles for loss, three quarterback hits and one pass defended so far on the season...Had 29 tackles (18 solo), 2.5 sacks, nine tackles for loss, seven quarterback hits, one interception and one fumble recovery in 15 games (all starts) in 2021...Has played in 93 games (86 starts), amassing 139 tackles (85 solo), 31 tackles for loss, 17.0 sacks, 95 quarterback hits, one interception, one forced fumble and six fumble recoveries in seven seasons with the Cowboys, Raiders and Texans...Appeared in 12 games (11 starts), recording 15 total tackles (eight solo) and one quarterback hit with the Raiders in 2020...Played four seasons with the Cowboys (2016-19), where he played 61 games (55 starts) and amassed 81 total tackles (51 solo), 12 tackles for loss, 14.5 sacks, 85 quarterback hits, one pass defended, one forced fumble and five fumble recoveries...Selected by the Cowboys in the third round (67th overall) of the 2016 NFL Draft.

97 MARIO ADDISON 6-3 260 12th season Troy

Signed with the Houston Texans on May 10, 2022... Made his Texans debut at Jacksonville (10/9) and has two tackles in 2022...Played in all 17 games and totaled 29 tackles (20 solo), 7.0 sacks, seven quarterback hits, eight tackles for loss and two forced fumbles with the Buffalo Bills on the 2021 season...Played in 160 games (58 starts) amassing 262 tackles (162 solo), 67.0 sacks, 64 tackles for loss and 112 quarterback hits over 12 seasons in the NFL with the Bears, Colts, Commanders, Panthers, Bills and Texans (2021-2022)...Signed by the Chicago Bears as a college free agent on July 26, 2011.



LINEBACKERS (8)

32 GARRET WALLOW 6-2 230 2nd season TCU

Selected by the Texans in the fifth round (170th overall) of the 2021 NFL Draft... Has six tackles (three solo), one tackle for loss, one pass defended and two solo special teams tackles in his four appearances on the 2022 season... Played in all 17 games (two starts) in 2021, tallying 20 defensive tackles (13 solo), 1.0 sack, two tackles for loss in addition to three special teams tackles (two solo)... Played four seasons at TCU, where he appeared in 49 games and totaled 295 tackles (177 solo), 32.5 tackles for loss, 9.5 sacks, five passes defended, three forced fumbles and one interception... Earned First Team All-Big 12 honors after logging 90 total tackles (50 solo), which was the second most in the Big 12 in 2020... Named Honorable Mention Big 12 Defensive Player of the Year... Ranked tied for ninth nationally at 10.4 tackles per game in 2019... Made seven starts while seeing action in all 13 contests and placed third on the team with 72 tackles (46 solo) on the 2018 season... Appeared in all 14 games as a true freshman and recorded eight total tackles on the season (four solo) while leading the team in special teams tackles with seven in 2017.

43 NEVILLE HEWITT 6-2 234 8th season Marshall

Signed by the Texans as a free agent on May 7, 2021... Has three total tackles (all solo), two special teams tackles and one tackle for loss this season... Appeared in 17 games (five starts) with 51 tackles (32 solo), one tackle for loss, one quarterback hit and nine special teams tackles (four solo) in 2021... Has played in 104 games (44 starts), tallying 34 tackles (241 solo), 22 tackles for loss, 7.5 sacks, 19 quarterback hits, three interceptions and 13 passes defended in eight seasons with the Dolphins, Jets and Texans (2015-2021)... Started all 16 games for the first time in his career and finished ninth in the NFL in total tackles (131) with the Jets in 2020... Also added 2.0 sacks, six tackles for loss, four passes defended, four quarterback hits, one forced fumble and one fumble recovery... Started 12 games for the Jets in 2019 and notched 72 total tackles (42 solo), 3.0 sacks, eight quarterback hits, six tackles for loss, five passes defended and two interceptions... Signed by the Dolphins as a college free agent in May 2015.

44 JALEN REEVES-MAYBIN 6-1 230 6th season Tennessee

Signed with the Texans as an unrestricted free agent on March 23, 2022... Has three total tackles (one solo) and two special teams tackles (one solo) so far in 2022 and recovered a fumbled kick return in the fourth quarter vs. Los Angeles Chargers (10/2)... Posted career highs in games started (11), tackles (72 total, 46 solo), passes defended (four), tackles for loss (four) and forced fumbles (two) in 2021 with the Detroit Lions... Amassed 131 tackles (90 solo), 0.5 sack, eight tackles for loss and three quarterback hits over five seasons with the Lions (201-2021)... Finished the 2020 season with three tackles (all solo) and six special teams tackles... Finished his rookie season in 2017 with 25 tackles (21 solo), 0.5 sack, one quarterback hit, three tackles for loss, one forced fumble, two passes defended and four special teams tackles... Selected by the Detroit Lions in the 4th round (124th overall) of the 2017 NFL Draft.



48 CHRISTIAN HARRIS 6-1 226 Rookie Alabama

Selected by the Houston Texans in the third round (75th overall) of the 2022 NFL Draft... Made his NFL and Texans debut while recording one tackle at Las Vegas (10/23)... Played in 41 career games at the University of Alabama in Tuscaloosa, Ala., where he amassed 221 tackles (126 solo), 27.0 tackles for loss, 10.0 sacks, one interception, seven passes defended, three forced fumbles and two fumble recoveries... Appeared in 15 games and matched his career high with 79 tackles (45 solo), 12.5 tackles for loss, 5.5 sacks, three passes defended and two forced fumbles in 2021... Played in 13 games, totaled 79 tackles (52 solo), seven tackles for loss, 4.5 sacks, one interception and three passes defended and was named a semifinalist for the Butkus Award in 2020... Appeared in 13 games in 2019 and notched 63 tackles (29 solo), 7.5 tackles for loss, one pass defended, one forced fumble and two fumble recoveries.

49 JAKE HANSEN 6-1 238 Rookie Illinois

Signed with the Texans as a college free agent on May 13, 2022... Logged three special teams snaps and one tackle at Jacksonville (10/9) in his first career NFL game... Played five seasons (2016; 2018-21) at the University of Illinois in Champaign, Ill., where he finished with 276 tackles, 28.5 tackles for loss, seven forced fumbles, seven fumble recoveries, three interceptions and six passes defended... Registered 32 tackles, 2.5 tackles for loss, 1.0 sack, one fumble recovery and two forced fumbles in six games played as a fifth-year senior in 2021... Led the nation in takeaways over the span of two seasons (2019-2020) with 14... Amassed 68 tackles, 10 tackles for loss, 2.5 sacks, two forced fumbles, two fumble recoveries and two interceptions in eight games in 2020.

51 KAMU GRUGIER-HILL 6-2 230 7th season Eastern Illinois

Signed with the Texans as an unrestricted free agent on March 23, 2021... Has 40 tackles (30 solo), one tackle for loss and one pass defended so far this season... Totaled 18 total tackles (14 solo) vs. Indianapolis in Week 1 of 2022, the second-highest single-game tackle total in franchise history... Led the team in 2021 with 106 tackles (70 solo), having also notched 13 tackles for loss, 3.0 sacks, five quarterback hits, one interception, three passes defended and two forced fumbles in 14 games (all starts)... Set the Texans franchise record for tackles in a game with 19 vs. Indianapolis (12/5/21), also becoming the first NFL player since 1999 to log 19 tackles, three tackles for loss and 1.0 sack in a game... Has played in 88 games (36 starts), totaling 232 tackles (164 solo), 26 tackles for loss, 5.0 sacks, 10 quarterback hits, two interceptions and six passes defended in seven seasons with the Eagles, Dolphins and Texans (2016-2022)... Appeared in 15 games (one start) and totaled 23 tackles (17 solo), 1.0 sack, two quarterback hits, one tackle for loss, one fumble recovery and five special teams tackles with the Dolphins in 2020... Helped Philadelphia to a Super Bowl LII championship and saw action in 16 games and all three postseason games in 2017... Selected by the Patriots in the sixth round (208th overall) of the 2016 NFL Draft.

53 BLAKE CASHMAN 6-1 237 4th season Minnesota

Acquired by the Texans via trade from the New York Jets on March 18, 2022... Has two solo tackles, two tackles for loss, one quarterback hit, one pass defended and four special teams tackles in 2022... Recorded one special teams tackle in his debut with the Texans vs. Indianapolis on Sept. 11, 2022... Played in three games (one start) and tallied two solo tackles and one special teams tackle on the 2021 season with the N.Y. Jets... Appeared in four games (one start) and logged six special teams tackles (four solo) in 2020... Recorded career highs in games played (seven), starts (five), tackles (40 total, 27 solo), quarterback hits (three), tackles for loss (three), as well as 0.5 sack, one fumble recovery and one pass defended as a rookie in 2019... Played four seasons (2015-18) at the University of Minnesota in Minneapolis, appearing in 50 games and totaling 183 tackles (116 solo), 12.0 sacks, 31 tackles for loss, six passes defended, two forced fumbles and one fumble recovered returned for a touchdown over his collegiate career... Selected by the New York Jets in the fifth round (157th overall) of the 2019 NFL Draft.

58 CHRISTIAN KIRKSEY 6-2 235 9th season Iowa

Signed with the Texans as a free agent on March 24, 2021... Has 44 tackles (27 solo), two tackles for loss, two quarterback hits, one fumble recovery, two passes defended and one interception in 2022... Caught his sixth career interception in Week 2 at Denver on Sept. 18, 2022... Finished second on the team with 93 tackles (55 solo) and has six tackles for loss, two quarterback hits, one interception, eight passes defended and two fumble recoveries through 13 games (12 starts) in 2021... Has played in 102 games (82 starts), amassing 668 tackles (409 solo), 39 tackles for loss, 14.0 sacks, 28 quarterback hits, six interceptions and 30 passes defended in nine seasons with the Browns, Packers and Texans... Started 11 games and notched 77 total tackles (46 solo), 2.0 sacks, two interceptions, four passes defended, two tackles for loss and two quarterback hits in 2020 with the Packers, becoming the first Packers linebacker with multiple sacks and multiple interceptions in a season since Julius Peppers in 2014... Started two games before being placed on the Reserve/Injured list prior to Week 3 in 2019 with Cleveland... Finished second on the Browns with 138 total tackles (86 solo) in 2017... Recorded a single-season career-high 143 total tackles (93 solo), which ranked fifth in the NFL in 2016... Was one of four players with at least 140 total tackles and 2.5 sacks in the league that season... Selected by the Browns in the third round (71st overall) of the 2014 NFL Draft.



DEFENSIVE BACKS (10)

1 TREMON SMITH 5-11 190 5th season Central Arkansas

Signed by the Texans as a free agent on March 22, 2021...Has four special teams tackles (two solo) and one special teams forced fumble so far in 2022...Had 13 tackles on defense (eight solo) and eight special teams tackles (all solo), as well as one fumble recovery on special teams in 17 games (two starts) in 2021...Has appeared in 49 games (three starts), totaling 14 tackles (nine solo) and one pass defended in four seasons with the Chiefs, Packers, Colts and Texans (2018-2021)... Played in 10 regular season games and one postseason contest for the Colts in 2020 and contributed two special teams tackles...Played Week 1 for the Chiefs in 2019 and later joined the Packers, appearing in seven games where he returned 13 kickoffs for 303 yards (23.3 avg.)...Saw action in 14 games (one start) as a rookie and recorded one solo tackle, one pass defended and one fumble recovery...Also tallied four special teams tackles and 33 kickoff returns for 886 yards (26.8 avg.)... Selected by the Chiefs in the sixth round (196th overall) of the 2018 NFL Draft.



5 JALEN PITRE 5-11 198 Rookie Baylor

Selected by the Houston Texans in the second round (37th overall) of the 2022 NFL Draft...Has 42 tackles (24 solo), 1.0 sack, three tackles for loss, one quarterback hit, two interceptions, two passes defended and one fumble recovery on the 2022 season...Became only the third rookie in NFL history to have at least 1.0 sack and two interceptions in a single game at Chicago...Made his first career NFL appearance and start vs. Indianapolis in Week 1 of the 2022 season, also totaling 11 tackles (five solo), the second-most among rookies making their Texans debut... Appeared in 52 games in five seasons (2017-21) at Baylor University in Waco, Texas, where he recorded 196 tackles (141 solo), 23 tackles for loss, 5.0 sacks, four interceptions, 14 passes defended and four forced fumbles...Started all 14 games and totaled 76 tackles (57 solo), 18 tackles for loss, 3.0 sacks, two interceptions, three forced fumbles and three fumble recoveries in 2021 for Baylor...Started all nine games and totaled a team-leading 60 tackles (41 solo), 13.0 tackles for loss, 2.5 sacks, two interceptions and one forced fumble in 2020...Appeared in four games and earned a medical redshirt, finishing with 12 tackles (nine solo), 1.5 tackles for loss and 1.0 sack in 2019...Played all 25 games (nine starts) in his first two seasons and recorded 48 tackles (35 solo), 1.0 sack and five tackles for loss.

20 ISAAC YIADOM 6-1 188 5th season Boston College

Signed with the Houston Texans on March 24, 2022...Made appearances in three games of the 2022 season...Recorded seven tackles (six solo) in 16 games (one start) with the Green Bay Packers in 2021...Accumulated over 107 tackles (76 solo), 0.5 sack, one tackle for loss and one quarterback hit over four seasons in the NFL with the Packers, Giants and Broncos (2018-2021)...Started a career-high 10 games and posted 28 tackles, half a sack, five passes defended, one quarterback hit and one forced fumble in 2020 with the Giants...Totaled 55 tackles (42 solo) in his first two seasons with the Broncos (2018-2019)...Selected by the Denver Broncos in the third round (99th overall) of the 2018 NFL Draft.

21 STEVEN NELSON 5-11 194 8th season Oregon State

Signed with the Houston Texans as an unrestricted free agent on April 14, 2022... Has 26 tackles (21 solo), one tackle for loss and four passes defended in 2022... Has played in 103 games (88 starts), tallying 360 tackles (299 solo), 11 tackles for loss, one quarterback hit, eight interceptions and 62 passes defended over eight seasons with the Texans, Eagles, Steelers and Chiefs...Started in all 16 games and totaled 50 tackles (34 solo), one interception and seven passes defended for Philadelphia in 2021...Started 15 games and amassed 54 tackles (48 solo), two interceptions, two tackles for loss, one fumble recovery and nine passes defended in 2020...Totaled 61 tackles (52 solo), one interception, one fumble recovery and eight passes defended in his first season with the Steelers...Recorded 174 tackles (150 solo), eight tackles for loss and one quarterback hit over four seasons with the Chiefs...Selected by the Kansas City Chiefs in the third round (98th overall) of the 2015 NFL Draft.

23 ERIC MURRAY 5-11 199 7th season Minnesota

Sixth-year pro who signed with the Texans on March 21, 2020 as an unrestricted free agent...Has six special teams tackles (four solo) so far in 2022...Had 73 tackles (47 solo), one interception and four passes defended in 16 games (11 starts) in 2021...Has played in 89 games (40 starts), tallying 255 tackles (181 solo), eight tackles for loss, 4.0 sacks, seven quarterback hits, two interceptions and 14 passes defended in six seasons with the Chiefs, Browns and Texans (2016-2021)...Started 14 games in his first season with the Texans and notched a single-season high 71 total tackles (47 solo) while also adding 2.0 sacks, two tackles for loss, four quarterback hits, two passes defended and one forced fumble...Saw action in nine games (four starts) with the Browns in 2019 and finished the season with 23 total tackles (15 solo), three tackles for loss, 1.0 sack, one quarterback hit and one pass defended...In 2018, played 15 games (nine starts) with the Chiefs and added 55 total tackles (43 solo), two passes defended, one tackle for loss and the lone interception of his career...Originally selected by the Chiefs in the fourth round (106th overall) of the 2016 NFL Draft.



24 DEREK STINGLEY JR. 6-0 190 Rookie LSU

Selected by the Houston Texans in the first round (third overall) of the 2022 NFL Draft...Has 35 tackles (29 solo), 1.0 sack, five passes defended and one interception in 2022...Made his first career NFL start and appearance in Week 1 vs. Indianapolis, totaling seven tackles (three solo) and one pass defended...Recorded his first career interception picking off QB Trevor Lawrence in the end zone and finished with 7 tackles (six solo) at Jacksonville (10/9)...Played three seasons (2019-21) at LSU in Baton Rouge, La., where he started 25 games and recorded 73 tackles, seven tackles for loss, six interceptions and 21 passes defended...Started the first three games of his junior season and notched eight tackles, 3.5 tackles for loss and one forced fumble...Started seven games at cornerback and tallied 27 tackles, 2.5 tackles for loss and five passes defended in 2020...Earned first-team All-SEC and All-America honors for the 2020 season...Started all 15 games as a true freshman and registered 38 tackles and one tackle for loss in 2019...Recorded a season-high two interceptions, three passes defended and made five tackles in the 2019 SEC Championship Game.



25 DESMOND KING II 5-10 200 6th season Iowa

Signed by the Texans as an unrestricted free agent on March 30, 2021...Has 29 tackles (25 solo), three tackles for loss, one quarterback hit, seven passes defended and one interception in 2022...Ranked third on the team with 86 tackles (62 solo), one tackle for loss, three interceptions, six passes defended and one forced fumble in 16 games (12 starts) in 2021...Also had 17 punt returns for 154 yards (9.1 avg.) and seven fair catches on the season...Has appeared in 83 games (43 starts), amassing 346 tackles (267 solo), 19 tackles for loss, 8.5 sacks, 15 quarterback hits, eight interceptions (two returned for touchdowns) and 32 passes defended in six seasons with the Chargers, Titans and Texans (2017-2022)...Also has 56 kickoff returns for 1,233 yards (22.1 avg.) and 68 punt returns for 609 yards (8.9 avg.) and two scores in his career...Became just the sixth player in NFL history to post multiple pick-sixes and at least four sacks over the first two seasons of his career... Is one of four defensive backs with at least 8.0 sacks and seven interceptions since 2017...Earned AP First Team All-Pro honors as a defensive back and AP Second Team All-Pro honors as a punt returner in 2018...Selected by the Chargers in the fifth round (151st overall) of the 2017 NFL Draft.

29 M.J. STEWART 5-11 200 5th season North Carolina

Signed with the Houston Texans as an unrestricted free agent on March 24, 2022... Has a team-high and league-high eight special teams tackles so far in 2022... Completed the fake punt attempt and ran for three yards for a first down on fourth-and-1 in Week 3 at Chicago (9/25)...Forced a fumble on the punt return in the fourth quarter vs. Los Angeles Chargers (10/2)...Tied his career-high with 28 tackles (10 solo), also notching four passes defended, two tackles for loss and his first career forced fumble with the Cleveland Browns in 2021...Totaled 119 tackle (96 solo), 1.0 sack, six tackles for loss and three quarterback hits over four seasons in the NFL with the Browns and the Buccaneers (2018-2021)...Recorded 38 tackles (28 solo), 1.0 sack and two tackles for loss for Cleveland in the 2020 season... Played in 21 games (six starts) and notched 64 tackles (55 solo), two tackles for loss and two quarterback hits through his first two NFL seasons with the Buccaneers... Selected by the Tampa Bay Buccaneers in the second round (53rd overall) of the 2018 NFL Draft.

35 GRAYLAND ARNOLD 5-10 187 3rd season Baylor

Signed on the Houston Texans practice squad on Sept. 15, 2021...Has four special teams tackles on the season after starting the season on the practice squad...Appeared in four games for the Texans, mostly appearing on special teams during the 2021 season...Saw action in six games and compiled 10 tackles (five solo) as a rookie for the Philadelphia Eagles in 2020...Played four seasons (2016-19) at Baylor University in Waco, Texas, appearing in 37 games and compiling 107 tackles (82 solo) with seven interceptions... Signed with the Philadelphia Eagles as a college free agent on April 26, 2020.



36 JONATHAN OWENS 5-11 210 4th season Missouri Western

Signed to the Houston Texans practice squad on Sept. 30, 2019...Has a team-high 56 tackles (40 solo) and two passes defended so far in 2022...Recorded 15 tackles (11 solo) in Week 1 of the 2022 season vs. Indianapolis, breaking the previous Texans record for most tackles in a Week 1 game...Posted career highs in games played (seven), starts (two), defensive tackles (16 total, eight solo), interceptions (one), passes defended (one), fumble recoveries (one) and special teams tackles (two solo) with the Texans in 2021...Appeared in six games for the Texans on both defense and special teams during the 2020 season...Spent the 2019 preseason with the Arizona Cardinals before joining the Texans and making his first-career NFL start...Spent his entire rookie season on the Cardinal's reserve/injured list in 2018...Signed by the Arizona Cardinals as a college free agent on April 30, 2018.


SPECIALISTS (3)

7 KA'IMI FAIRBAIRN (K) 6-0 183 7th season UCLA

Signed by the Texans as a college free agent in May 2016...Has connected on 12-of-14 field goal attempts (85.7 percent) and 10-of-10 extra point attempts (100.0 percent) for 46 points in 2022...Connected on 15-of-19 field goal attempts (78.9 percent) along with 13-of-16 extra point attempts (81.3 percent) and 58 total points in 13 games played in 2021...Converted a 61-yard field goal attempt vs. Seattle (12/12), setting a new personal, franchise and NRG Stadium record for longest made field goal...Owns the franchise record of career 50-yard-plus field goals made (21)...Has totaled the second-most points in franchise history (564) behind K Kris Brown...Has played in 83 games, connecting on 131-of-156 field goal attempts (84 percent) and 171-of-187 extra point attempts (91.4 percent) in seven seasons with the Texans...Notched the second-most points (118), field goals made (27) and second-best field goal percentage (87.1) in a single season in his career in 2020...Connected on 27-of-31 field goal attempts and 37-of-40 extra point attempts...Became the first player in Texans history with at least 90 points in four consecutive seasons...Scored 100 points in 2019, connecting on 20-of-25 field goal attempts and 40-of-45 extra point attempts...Kicked the first postseason game-winning field goal in franchise history in the Wild Card Round vs. Buffalo (1/4/20)... Set franchise records and led the NFL in points scored (150) and field goals made (37) in 2018...Became the first NFL kicker since 2000 to hit game-winning field goals in overtime in consecutive games...Produced 92 points in 2017, which is the most by a first-year player in Texans history...Played four seasons at UCLA (2012-15) and was the winner of the Lou Groza Award in 2015.

11 CAMERON JOHNSTON (P) 5-11 194 5th season Ohio State

Signed with the Texans as an unrestricted free agent on March 29, 2021...Has punted 27 times for 1,332 yards (49.3 avg.) and 15 punts inside the 20 so far in 2022...Punted 88 times for 4,108 yards (46.6 avg.) and 37 punts inside the 20 through 17 games in 2021...Ranked second in the NFL with 37 punts pined inside the 20-yard line last season...Set a new career long with a punt of 69 yards at Arizona (10/25), tied for the third-longest punt in Texans history...Has played in 71 games, punting 318 times for 14,987 yards (47.1 avg.), pinning 120 punts inside the 20 in five seasons with the Eagles and Texans...Also owns 603 punting yards on 13 punts (46.4 avg.) and 590 net punting yards in postseason contests...Finished fourth in the NFL in both punting yards (3,318) and net punting yards (2,924), while also tying for sixth in the league in punts inside the 20-yard line (26) with the Eagles in 2020...Signed with the Eagles as a college free agent in May 2017.



46 JON WEEKS (LS) 5-10 242 13th season Ohio State

Signed by the Houston Texans as a free agent on April 28, 2010 and made the roster out of training camp...Has handled every extra point, field goal and punt snaps and has contributed with 36 special teams tackles over 13 seasons with the team...Holds the record for the most games played in Texans franchise history with 199 consecutive appearances, the NFL's third-longest active streak, having played in every game since 2010...Named to the 2015 Pro Bowl...The only player to appear in every postseason game in Texans history...One of only 10 players across the NFL to play in every game of the 2010s decade...Re-signed with the Texans on March 29, 2021.

2022 NFL STANDINGS



AMERICAN FOOTBALL CONFERENCE

EAST DIVISION

| TEAM | W | L | T | PCT | PF | PA | NET PTS | HOME | AWAY | CONF | DIV | STREAK |
|----------------------|---|---|---|------|-----|-----|---------|-------|-------|-------|-------|--------|
| Buffalo Bills | 5 | 1 | 0 | .833 | 176 | 81 | 95 | 2-0-0 | 3-1-0 | 4-1-0 | 0-1-0 | Won 3 |
| New York Jets | 5 | 2 | 0 | .714 | 159 | 137 | 22 | 1-2-0 | 4-0-0 | 4-2-0 | 1-0-0 | Won 4 |
| Miami Dolphins | 4 | 3 | 0 | .571 | 147 | 165 | -18 | 3-1-0 | 1-2-0 | 4-2-0 | 2-1-0 | Won 1 |
| New England Patriots | 3 | 4 | 0 | .429 | 155 | 146 | 9 | 1-2-0 | 2-2-0 | 2-2-0 | 0-1-0 | Lost 1 |

NORTH DIVISION

| TEAM | W | L | T | PCT | PF | PA | NET PTS | HOME | AWAY | CONF | DIV | STREAK |
|---------------------|---|---|---|------|-----|-----|---------|-------|-------|-------|-------|--------|
| Baltimore Ravens | 4 | 3 | 0 | .571 | 181 | 161 | 20 | 2-2-0 | 2-1-0 | 4-2-0 | 2-0-0 | Won 1 |
| Cincinnati Bengals | 4 | 3 | 0 | .571 | 173 | 132 | 41 | 2-1-0 | 2-2-0 | 2-2-0 | 0-2-0 | Won 2 |
| Cleveland Browns | 2 | 5 | 0 | .286 | 168 | 186 | -18 | 1-3-0 | 1-2-0 | 1-4-0 | 1-1-0 | Lost 4 |
| Pittsburgh Steelers | 2 | 5 | 0 | .286 | 107 | 162 | -55 | 1-2-0 | 1-3-0 | 1-5-0 | 1-1-0 | Lost 1 |

SOUTH DIVISION

| TEAM | W | L | T | PCT | PF | PA | NET PTS | HOME | AWAY | CONF | DIV | STREAK |
|----------------------|---|---|---|------|-----|-----|---------|-------|-------|-------|-------|--------|
| Tennessee Titans | 4 | 2 | 0 | .667 | 115 | 128 | -13 | 2-1-0 | 2-1-0 | 3-1-0 | 2-0-0 | Won 4 |
| Indianapolis Colts | 3 | 3 | 1 | .500 | 113 | 140 | -27 | 2-1-0 | 1-2-1 | 3-3-1 | 1-3-1 | Lost 1 |
| Jacksonville Jaguars | 2 | 5 | 0 | .286 | 155 | 137 | 18 | 1-2-0 | 1-3-0 | 2-2-0 | 1-2-0 | Lost 4 |
| Houston Texans | 1 | 4 | 1 | .250 | 106 | 137 | -31 | 0-1-1 | 1-3-0 | 1-3-1 | 1-0-1 | Lost 1 |

WEST DIVISION

| TEAM | W | L | T | PCT | PF | PA | NET PTS | HOME | AWAY | CONF | DIV | STREAK |
|----------------------|---|---|---|------|-----|-----|---------|-------|-------|-------|-------|--------|
| Kansas City Chiefs | 5 | 2 | 0 | .714 | 223 | 172 | 51 | 2-1-0 | 3-1-0 | 2-2-0 | 2-0-0 | Won 1 |
| Los Angeles Chargers | 4 | 3 | 0 | .571 | 164 | 189 | -25 | 2-2-0 | 2-1-0 | 4-2-0 | 2-1-0 | Lost 1 |
| Las Vegas Raiders | 2 | 4 | 0 | .333 | 163 | 150 | 13 | 2-1-0 | 0-3-0 | 2-3-0 | 1-2-0 | Won 1 |
| Denver Broncos | 2 | 5 | 0 | .286 | 100 | 115 | -15 | 2-2-0 | 0-3-0 | 1-4-0 | 0-2-0 | Lost 4 |

NATIONAL FOOTBALL CONFERENCE

EAST DIVISION

| TEAM | W | L | T | PCT | PF | PA | NET PTS | HOME | AWAY | CONF | DIV | STREAK |
|-----------------------|---|---|---|-------|-----|-----|---------|-------|-------|-------|-------|--------|
| Philadelphia Eagles | 6 | 0 | 0 | 1.000 | 161 | 105 | 56 | 3-0-0 | 3-0-0 | 5-0-0 | 2-0-0 | Won 6 |
| New York Giants | 6 | 1 | 0 | .857 | 150 | 130 | 20 | 3-1-0 | 3-0-0 | 3-1-0 | 0-1-0 | Won 4 |
| Dallas Cowboys | 5 | 2 | 0 | .714 | 134 | 104 | 30 | 3-1-0 | 2-1-0 | 4-2-0 | 2-1-0 | Won 1 |
| Washington Commanders | 3 | 4 | 0 | .429 | 125 | 156 | -31 | 2-2-0 | 1-2-0 | 2-3-0 | 0-2-0 | Won 2 |

NORTH DIVISION

| TEAM | W | L | T | PCT | PF | PA | NET PTS | HOME | AWAY | CONF | DIV | STREAK |
|-------------------|---|---|---|------|-----|-----|---------|-------|-------|-------|-------|--------|
| Minnesota Vikings | 5 | 1 | 0 | .833 | 139 | 118 | 21 | 3-0-0 | 2-1-0 | 4-1-0 | 3-0-0 | Won 4 |
| Green Bay Packers | 3 | 4 | 0 | .429 | 128 | 146 | -18 | 2-2-0 | 1-2-0 | 2-3-0 | 1-1-0 | Lost 3 |
| Chicago Bears | 3 | 4 | 0 | .429 | 126 | 132 | -6 | 2-1-0 | 1-3-0 | 1-4-0 | 0-2-0 | Won 1 |
| Detroit Lions | 1 | 5 | 0 | .167 | 146 | 194 | -48 | 1-2-0 | 0-3-0 | 1-4-0 | 0-1-0 | Lost 4 |

SOUTH DIVISION

| TEAM | W | L | T | PCT | PF | PA | NET PTS | HOME | AWAY | CONF | DIV | STREAK |
|----------------------|---|---|---|------|-----|-----|---------|-------|-------|-------|-------|--------|
| Tampa Bay Buccaneers | 3 | 4 | 0 | .429 | 124 | 124 | 0 | 1-2-0 | 2-2-0 | 3-2-0 | 2-1-0 | Lost 2 |
| Atlanta Falcons | 3 | 4 | 0 | .429 | 163 | 171 | -8 | 2-1-0 | 1-3-0 | 2-3-0 | 0-2-0 | Lost 1 |
| Carolina Panthers | 2 | 5 | 0 | .286 | 124 | 149 | -25 | 2-3-0 | 0-2-0 | 2-4-0 | 2-0-0 | Won 1 |
| New Orleans Saints | 2 | 5 | 0 | .286 | 175 | 200 | -25 | 1-3-0 | 1-2-0 | 2-4-0 | 1-2-0 | Lost 2 |

WEST DIVISION

| TEAM | W | L | T | PCT | PF | PA | NET PTS | HOME | AWAY | CONF | DIV | STREAK |
|---------------------|---|---|---|------|-----|-----|---------|-------|-------|-------|-------|--------|
| Seattle Seahawks | 4 | 3 | 0 | .571 | 183 | 186 | -3 | 2-1-0 | 2-2-0 | 2-3-0 | 1-1-0 | Won 2 |
| Los Angeles Rams | 3 | 3 | 0 | .500 | 104 | 126 | -22 | 2-2-0 | 1-1-0 | 3-2-0 | 1-1-0 | Won 1 |
| San Francisco 49ers | 3 | 4 | 0 | .429 | 145 | 133 | 12 | 2-1-0 | 1-3-0 | 3-2-0 | 2-0-0 | Lost 2 |
| Arizona Cardinals | 3 | 4 | 0 | .429 | 156 | 176 | -20 | 1-3-0 | 2-1-0 | 2-3-0 | 0-2-0 | Won 1 |



JANUARY

- 11 Signed RB **Darius Anderson** to a reserve/future contract.
- 11 Signed WR **Jalen Camp** to a reserve/future contract.
- 11 Signed DL **Michael Dwumfour** to a reserve/future contract.
- 11 Signed OL **Jake Eldrenkamp** to a reserve/future contract.
- 11 Signed OL **Carson Green** to a reserve/future contract.
- 11 Signed DL **Demone Harris** to a reserve/future contract.
- 11 Signed WR **Damon Hazelton** to a reserve/future contract.
- 11 Signed FB **Paul Quessenberry** to a reserve/future contract.
- 11 Signed OL **Jordan Steckler** to a reserve/future contract.
- 11 Signed LB **Connor Strachan** to a reserve/future contract.
- 11 Signed LB **Josh Watson** to a reserve/future contract.
- 11 Signed free agent OL **Sam Cooper**.
- 11 Released DB **Cre'von LeBlanc** from the practice squad.

MARCH

- 1 Re-signed LB **Tae Davis**.
- 1 Re-signed LS **Jon Weeks**.
- 11 Re-signed WR **Davion Davis**.
- 11 Re-signed OL **Carson Green**.
- 11 Re-signed OL **Jimmy Morrissey**.
- 11 Released DB **Terrance Mitchell**.
- 11 Released OL **Marcus Cannon**.
- 18 Re-signed DL **Maliek Collins**.
- 18 Re-signed QB **Jeff Driskel**.
- 18 Re-signed LB **Christian Kirksey**.
- 18 Signed free agent OL **Cedric Ogbuehi**.
- 18 Acquired LB **Blake Cashman** via a trade with the New York Jets.
- 19 Traded QB **Deshawn Watson** to the Cleveland Browns.
- 21 Re-signed OL **Justin Britt**.
- 21 Re-signed DB **Desmond King II**.
- 22 Waived OL **Jake Eldrenkamp**.
- 22 Waived LB **Connor Strachan**.
- 22 Released DB **T.J. Green**.
- 23 Signed free agent QB **Kyle Allen**.
- 23 Signed free agent RB **Dare Ogunbowale**.
- 23 Signed unrestricted free agent OL **A.J. Cann**.
- 23 Signed unrestricted free agent WR **Chris Conley**.
- 23 Signed unrestricted free agent DL **Ogbonnia Okoronkwo**.
- 23 Signed unrestricted free agent OL **Scott Quessenberry**.
- 23 Signed unrestricted free agent LB **Jalen Reeves-Maybin**.
- 23 Waived LB **Josh Watson**.
- 24 Signed unrestricted free agent TE **Pharaoh Brown**.
- 24 Signed unrestricted free agent LB **Kamu Grugier-Hill**.
- 24 Signed unrestricted free agent WR **Chris Moore**.
- 24 Signed unrestricted free agent DB **M.J. Stewart**.
- 24 Signed free agent DB **Isaac Yiadom**.
- 25 Signed unrestricted free agent RB **Royce Freeman**.
- 25 Signed unrestricted free agent FB **Andy Janovich**.
- 28 Signed free agent WR **DaeSean Hamilton**.
- 29 Signed unrestricted free agent DB **Terrence Brooks**.
- 30 Signed unrestricted free agent LB **Neville Hewitt**.
- 30 Signed unrestricted free agent TE **Antony Auclair**.

APRIL

- 11 Signed unrestricted free agent RB **Marlon Mack**.
- 14 Signed WR **Brandin Cooks** to a contract extension.
- 14 Signed unrestricted free agent DB **Steven Nelson**.
- 26 Waived DL **Ron'Dell Carter**.
- 28 Drafted DB **Derek Stingley Jr.** (first round) and OL **Kenyon Green** (first round) in the 2022 NFL Draft.
- 29 Drafted DB **Jalen Pitre** (second round), WR **John Metchie III** (second round) and LB **Christian Harris** (third round) in the 2022 NFL Draft.
- 30 Drafted RB **Dameon Pierce** (fourth round), DL **Thomas Booker** (fifth round), TE **Teagan Quitoriano** (fifth round) and OL **Austin Deculus** (sixth round) in the 2022 NFL Draft.

MAY

- 2 Waived/Injured RB **Scottie Phillips**.
- 2 Exercised the fifth-year option on OL **Tytus Howard**.
- 2 Signed unrestricted free agent DL **Rasheem Green**.
- 2 Traded DB **Lonnie Johnson Jr.** to the Kansas City Chiefs.
- 3 Waived OL **Sam Cooper**.
- 3 Waived DL **Kingsley Keke**.
- 4 Signed free agent QB **Kevin Hogan**.
- 10 Signed free agent DL **Mario Addison**.
- 11 Signed free agent DL **Jerry Hughes**.
- 13 Signed DL **Thomas Booker**, OL **Austin Deculus**, RB **Dameon Pierce**, DB **Jalen Pitre**, TE **Teagan Quitoriano** and DB **Derek Stingley Jr** to rookie contracts.
- 13 Signed college free agent OL **Myron Cunningham**, DL **Damion Daniels**, WR **Drew Estrada**, DB **Jacobi Francis**, TE **Seth Green**, LB **Troy Hairston**, LB **Jake Hansen**, DB **Kolby Harvell-Peel**, DL **Kurt Hinish**, WR **Johnny Johnson III** and DB **Tristin McCollum**.
- 16 Signed OL **Kenyon Green** and WR **John Metchie III** to rookie contracts.
- 16 Acquired DB **Kendall Sheffield** via waivers from the Atlanta Falcons.
- 16 Acquired WR **Connor Wedington** via waivers from the San Francisco 49ers.
- 16 Waived DB **Reggie Robinson**.
- 16 Waived/Injured DB **Kolby Harvell-Peel**.
- 22 Waived DB **Jimmy Moreland**.
- 23 Signed free agent TE **Darrell Daniels**.
- 31 Signed DB **Fabian Moreau**.
- 31 Waived WR **Damon Hazelton**.

JUNE

- 2 Signed LB **Christian Harris** to rookie contract.
- 3 Waived OL **Carson Green**.
- 8 Waived/Injured WR **DaeSean Hamilton**.
- 8 Signed free agent WR **Chad Beebe**.
- 10 Signed free agent TE **Mason Shreck**.
- 10 Released TE **Darrell Daniels**.



JULY

- 24 Placed WR **John Metchie III** on the active/non-football illness list.
- 27 Placed DL **Jordan Jenkins**, DB **Tristin McCollum** and TE **Teagan Quitoriano** on the Active/Physically Unable to Perform list.

AUGUST

- 1 Activated TE **Teagan Quitoriano** from the Physically Unable to Perform list and have released QB **Kevin Hogan**.
- 3 Activated DB **Tristin McCollum** from the Physically Unable to Perform list.
- 3 Signed WR **Chester Rogers** and LS **Harrison Elliott**.
- 3 Waived-injured WR **Davion Davis**.
- 4 WR **Davion Davis** reverted to reserve/injured list.
- 10 Placed RB **Darius Anderson** on reserve/injured list.
- 11 Signed free agent RB **B.J. Emmons**.
- 12 Reached injury settlement with WR **Davion Davis**.
- 15 Released WR **Chad Beebe** and DL **Jordan Jenkins**.
- 15 Waived LS **Harrison Elliott** and RB **B.J. Emmons**.
- 16 Waived DL **Damion Daniels**.
- 21 Released LB **Tae Davis** and FB **Andy Janovich**.
- 21 Waived OL **Myron Cunningham**.
- 21 Placed WR **Chester Rogers** on reserve/injured list.
- 21 Waived OL **Myron Cunningham**.
- 21 Placed WR **Chester Rogers** on reserve/injured list.
- 24 Released DB **Fabian Moreau**.
- 25 Signed free agent K **Matt Ammendola**.
- 27 Waived K **Matt Ammendola**.
- 29 Reached injury settlement with WR **Chester Rogers**.
- 30 Waived DB **Grayland Arnold**, WR **Jalen Camp**, WR **Drew Estrada**, DB **Jacobi Francis**, TE **Seth Green**, WR **Johnny Johnson III**, DB **Tristin McCollum**, OL **Jimmy Morrissey**, DL **Adedayo Odeleye**, FB **Paul Quessenberry**, OL **Max Scharping**, OL **Jordan Steckler**, OL **Tre'Vour Wallace-Simms** and WR **Connor Wedington**.
- 30 Released TE **Antony Auclair**, DB **Terrence Brooks**, WR **Chris Conley**, QB **Jeff Driskel**, DL **Demone Harris**, RB **Marlon Mack**, OL **Cedric Ogbuehi**, LB **Kevin Pierre-Louis**, TE **Mason Schreck** and DB **Isaac Yiadom**.
- 30 Waived-injured DB **Kendall Sheffield**.
- 30 Placed DL **Derek Rivers** on the reserve/injured list.
- 30 Agreed to terms to trade DL **Ross Blacklock** to the Minnesota Vikings.

SEPTEMBER

- 1 Signed free agent WR **Chris Conley**, RB **Royce Freeman** and DB **Isaac Yiadom**.
- 1 Placed LB **Christian Harris**, TE **Teagan Quitoriano** and DB **Tavierre Thomas** on the reserve/injured list.
- 1 Signed free agent FB **Paul Quessenberry** to the practice squad.
- 2 Signed free agent TE **O.J. Howard** to the active roster.
- 2 Released WR **Chris Conley**.
- 5 Signed free agent WR **Chris Conley** to the practice squad.
- 5 Released RB **Marlon Mack** from the practice squad.
- 7 Signed free agent RB **Gerrid Doaks** to the practice squad.
- 7 Released FB **Paul Quessenberry** from the practice squad.

- 8 Signed free agent DL **Derick Roberson** to the practice squad.
- 8 Placed OL **Cedric Ogbuehi** on practice squad/injured list.
- 9 Released RB **Royce Freeman** from the active roster.
- 10 Signed DL **Demone Harris** and LB **Kevin Pierre-Louis** to the active roster from the practice squad.
- 10 Placed DL **Mario Addison** on the reserve/injured list.
- 10 Elevated WR **Chris Conley** and QB **Jeff Driskel** to the active roster from the practice squad for gameday (Standard Elevation).
- 12 Signed free agent RB **Royce Freeman** to the practice squad.
- 13 Signed free agent DB **BoPete Keyes** to the practice squad.
- 17 Elevated WR **Chris Conley** and QB **Jeff Driskel** to the active roster from the practice squad for gameday (Standard Elevation).
- 20 Placed OL **Justin Britt** on the reserve/non-football illness list.
- 20 Placed LB **Kevin Pierre-Louis** on the reserve/injured list.
- 21 Signed OL **Jimmy Morrissey** to the active roster from the practice squad.
- 21 Signed free agent OL **Tre'Vour Wallace-Simms** to the practice squad.
- 24 Elevated TE **Jordan Akins** and DB **Grayland Arnold** to the active roster from the practice squad for gameday (Standard Elevations).

OCTOBER

- 1 Elevated TE **Jordan Akins** and TE **Mason Schreck** to the active roster from the practice squad for gameday (Standard Elevations).
- 1 Signed DB **Grayland Arnold** to the active roster from the practice squad.
- 4 Released TE **Pharaoh Brown**
- 4 Released WR **Chris Conley** from the practice squad.
- 5 Signed TE **Nick Eubanks** and WR **Davion Davis** to the practice squad.
- 5 Placed DL **Mario Addison** and LB **Christian Harris** on the Reserve/Injured - Designated for Return List.
- 8 Activated DL **Mario Addison** from reserve/injured list.
- 8 Elevated TE **Jordan Akins** and TE **Mason Schreck** to the active roster from the practice squad for gameday (Standard Elevations).
- 11 Signed OL **KC McDermott** to the practice squad.
- 11 Released TE **Nick Eubanks** from the practice squad.
- 11 Waived DB **Kendall Sheffield** from the Reserve/Injured list.
- 12 Signed TE **Jordan Akins** to the active roster from the practice squad.
- 12 Signed DL **Micah Dew-Treadway** to the practice squad.
- 12 Placed DL **Michael Dwumfour** on the Reserve/Injured list.
- 17 Placed TE **Teagan Quitoriano** on the Reserve/Injured - Designated for Return List.
- 22 Activated LB **Christian Harris** from the reserve/injured list.
- 22 Placed DL **Jonathan Greenard** on the reserve/injured list.

HOUSTON TEXANS NUMERIC ROSTER



COACHING STAFF

| COACH | TITLE |
|-----------------------|--|
| Lovie Smith | Head Coach |
| Pep Hamilton | Offensive Coordinator |
| Frank Ross | Special Teams Coordinator |
| Sean Baker | Assistant Special Teams |
| Danny Barrett | Running Backs |
| Tim Berbenich | Tight Ends |
| Ben Bolling | Defensive Assistant |
| Jacques Cesaire | Defensive Line |
| Joe Danna | Safeties |
| Ilir Emini | Defensive Assistant / Nickels |
| Dele Harding | Defensive Assistant |
| Hal Hunter | Assistant Offensive Line |
| Kenyon Jackson | Assistant Defensive Line |
| Ben McDaniels | Wide Receivers / Passing Game Coordinator |
| DeNarius McGhee | Offensive Assistant |
| Robbie Picazo | Offensive Assistant |
| Miles Smith | Linebackers |
| Dino Vasso | Cornerbacks |
| George Warhop | Offensive line |
| Ted White | Offensive Assistant / Quarterbacks |

PRONUNCIATION GUIDE

| PLAYER | PRONUNCIATION |
|---------------------------------|---------------------------------------|
| Jordan Akins | AYE-kins |
| Maliek Collins | mah-LEEK |
| Davion Davis | DAY-vee-ughn |
| Austin Deculus | DECK-you-lus |
| Gerrid Doaks | Jared |
| Michael Dwumfour | DWUM-fore |
| Ka'imi Fairbairn | kuh-EE-me FAIR-bairn |
| Kenyon Green | ken-yun |
| Jonathan Greenard | gruh-NARD |
| Kamu Grugier-Hill | KAH-moo GREW-jay HILL |
| Demone Harris | deh-MONE |
| Adedayo Odeleye | AH-deh-DIE-oh OH-deh-lay |
| Dare Ogunbowale | DARR-ay oh-GOON-bo-WALL-aye |
| Ogbonnia "Ogbo" Okoronkwo | oh-BO-knee-uh "Oh-boe" oh-kor-RON-kwo |
| Kevin Pierre-Louis | PEA-air Lewis |
| Jalen Pitre | PEE-tree |
| Scott Quessenberry | KWES-sin-bear-ee |
| Teagan Quitoriano | Kwi-tore-ee-on-o |
| Derick Roberson | ROW-ber-son |
| Tremont Smith | TRAY-mon |
| Tavierre Thomas | TAV-ee-air |
| Tre'Vour Wallace-Simms | TREY-vore |
| Isaac Yiadom | YEAH-dum |

HOW ACQUIRED KEY

| | |
|-----------|-------------------------|
| CFA | College Free Agent |
| D | Draft Pick |
| FA | Free Agent |
| T | Trade |
| UFA | Unrestricted Free Agent |
| W | Waivers |
| () | Previous Team |

| NO. | NAME | POS | HT | WT | AGE | EXP | COLLEGE | HOMETOWN | HOW ACQ. |
|-----|---------------------|-----|------|-----|-----|-----|------------------|------------------------|---------------|
| 1 | Tremont Smith | DB | 5-11 | 190 | 26 | 5 | Central Arkansas | Anniston, Ala. | FA-'21 |
| 3 | Kyle Allen | QB | 6-3 | 210 | 26 | 4 | Houston | Scottsdale, Ari. | FA-'22 |
| 4 | Phillip Dorsett | WR | 5-10 | 192 | 29 | 8 | Miami | Fort Lauderdale, Fla. | FA-'21 |
| 5 | Jalen Pitre | DB | 5-11 | 198 | 23 | R | Baylor | Stafford, Texas | D2a-'22 |
| 7 | Ka'imi Fairbairn | K | 6-0 | 183 | 28 | 7 | UCLA | Kailua, Hawaii | CFA-'16 |
| 9 | Brevin Jordan | TE | 6-3 | 245 | 22 | 2 | Miami (Fla.) | Las Vegas, Nev. | D5a-'21 |
| 10 | Davis Mills | QB | 6-4 | 225 | 24 | 2 | Stanford | Duluth, Ga. | D3a-'21 |
| 11 | Cameron Johnston | P | 5-11 | 194 | 30 | 5 | Ohio State | Geelong, Australia | FA-'21 |
| 12 | Nico Collins | WR | 6-4 | 215 | 23 | 2 | Michigan | Birmingham, Ala. | D3b-'21 |
| 13 | Brandin Cooks | WR | 5-10 | 183 | 29 | 9 | Oregon State | Stockton, Calif. | T-'20 (LAR) |
| 14 | Tyler Johnson | WR | 6-1 | 206 | 24 | 3 | Minnesota | Minneapolis, Minn. | W-'22 (TB) |
| 15 | Chris Moore | WR | 6-1 | 200 | 29 | 7 | Cincinnati | Tampa, Fla. | UFA-'21 (BAL) |
| 20 | Isaac Yiadom | DB | 6-1 | 188 | 26 | 5 | Boston College | Worcester, Mass. | FA-'22 |
| 21 | Steven Nelson | DB | 5-11 | 194 | 29 | 8 | Oregon State | Warner Robins, Ga. | UFA-'22 (PHI) |
| 23 | Eric Murray | DB | 5-11 | 199 | 28 | 7 | Minnesota | Milwaukee, Wis. | UFA-'20 (CLE) |
| 24 | Derek Stingley Jr. | DB | 6-0 | 190 | 21 | R | LSU | Baton Rouge, La. | D1a-'22 |
| 25 | Deshaun King II | DB | 5-10 | 200 | 27 | 6 | Iowa | Detroit, Mich. | UFA-'21 (TEN) |
| 28 | Rex Burkhead | RB | 5-10 | 215 | 32 | 10 | Nebraska | Plano, Texas | FA-'21 |
| 29 | M.J. Stewart | DB | 5-11 | 200 | 27 | 5 | North Carolina | Arlington, Va. | UFA-'22 (CLE) |
| 31 | Dameon Pierce | RB | 5-10 | 218 | 22 | R | Florida | Bainbridge, Ga. | D4a-'22 |
| 32 | Garret Wallow | LB | 6-2 | 230 | 23 | 2 | TCU | New Orleans, La. | D5b-'21 |
| 33 | Dare Ogunbowale | RB | 5-11 | 205 | 28 | 4 | Wisconsin | Milwaukee, Wis. | FA-'22 |
| 34 | Troy Hairston | FB | 5-11 | 245 | 23 | R | Central Michigan | Birmingham, Mich. | CFA-'22 |
| 35 | Grayland Arnold | DB | 5-10 | 187 | 25 | 3 | Baylor | Beaumont, Texas | FA-'21 |
| 36 | Jonathan Owens | DB | 5-11 | 210 | 27 | 4 | Missouri Western | St. Louis, Mo. | FA-'19 |
| 43 | Neville Hewitt | LB | 6-2 | 234 | 29 | 8 | Marshall | Conyers, Ga. | FA-'21 |
| 44 | Jalen Reeves-Maybin | LB | 6-1 | 230 | 27 | 6 | Tennessee | Clarksville, Tenn. | UFA-'22 (DET) |
| 45 | Ogbonnia Okoronkwo | DL | 6-2 | 253 | 27 | 5 | Oklahoma | Houston, Texas | UFA-'22 (LAR) |
| 46 | Jon Weeks | LS | 5-10 | 242 | 36 | 13 | Baylor | Bethpage, N.Y. | FA-'10 |
| 48 | Christian Harris | LB | 6-1 | 226 | 21 | R | Alabama | Baton Rouge, La. | D3-'22 |
| 49 | Jake Hansen | LB | 6-1 | 235 | 24 | R | Illinois | Tarpon Springs, Fla. | CFA-'22 |
| 51 | Kamu Grugier-Hill | LB | 6-2 | 230 | 28 | 7 | Eastern Illinois | Papakolea, Hawaii | UFA-'21 (MIA) |
| 53 | Blake Cashman | LB | 6-1 | 237 | 26 | 4 | Minnesota | Eden Prairie, Minn. | T-'22 (NYJ) |
| 54 | Scott Quessenberry | OL | 6-3 | 310 | 27 | 5 | UCLA | La Costa, Calif. | UFA-'22 (LAC) |
| 55 | Jerry Hughes | DL | 6-2 | 254 | 34 | 13 | TCU | Sugar Land, Texas | FA-'22 |
| 56 | Thomas Booker | DL | 6-3 | 301 | 22 | R | Stanford | Ellicott City, Md. | D5a-'22 |
| 58 | Christian Kirksey | LB | 6-2 | 235 | 30 | 9 | Iowa | St. Louis, Mo. | FA-'21 |
| 59 | Kenyon Green | OL | 6-4 | 323 | 21 | R | Texas A&M | Humble, Texas | D1b-'22 |
| 60 | A.J. Cann | OL | 6-3 | 320 | 31 | 8 | South Carolina | Bamberg, S.C. | UFA-'22 (JAX) |
| 64 | Justin McCray | OL | 6-3 | 315 | 30 | 6 | Central Florida | Miami, Fla. | UFA-'21 (ATL) |
| 67 | Charlie Heck | OL | 6-8 | 311 | 25 | 3 | North Carolina | Kansas City, Mo. | D4a-'20 |
| 71 | Tytus Howard | OL | 6-5 | 322 | 26 | 4 | Alabama State | Monroeville, Ala. | D1-'19 |
| 76 | Austin Deculus | OL | 6-5 | 321 | 23 | R | LSU | Mamou, La. | D6-'22 |
| 78 | Laremy Tunsil | OL | 6-5 | 313 | 28 | 7 | Mississippi | Lake City, Fla. | T-'19 (MIA) |
| 79 | Jimmy Morrissey | OL | 6-3 | 303 | 24 | 2 | Pittsburgh | Huntingdon Valley, Pa. | FA-'21 |
| 83 | O.J. Howard | TE | 6-6 | 251 | 27 | 6 | Alabama | Prattville, Ala. | FA-'22 |
| 88 | Jordan Akins | TE | 6-4 | 243 | 30 | 6 | Central Florida | Locust Grove, Ga. | FA-'22 |
| 91 | Roy Lopez | DL | 6-2 | 318 | 25 | 2 | Arizona | Tempe, Ariz. | D6-'21 |
| 92 | Rasheem Green | DL | 6-4 | 279 | 25 | 5 | USC | Los Angeles, Calif. | UFA-'22 (SEA) |
| 93 | Kurt Hinish | DL | 6-2 | 300 | 23 | R | Notre Dame | Pittsburgh, Pa. | CFA-'22 |
| 94 | Demone Harris | DL | 6-4 | 272 | 26 | 3 | Buffalo | Buffalo, N.Y. | FA-'21 |
| 96 | Maliek Collins | DL | 6-2 | 310 | 27 | 7 | Nebraska | Kansas City, Mo. | UFA-'21 (LV) |
| 97 | Mario Addison | DL | 6-3 | 260 | 35 | 12 | Troy | Tarrant City, Ala. | FA-'22 |

Practice Squad (17)

| | | | | | | | | | |
|----|------------------------|----|------|-----|----|---|---------------------|----------------------|-------------|
| 6 | Jeff Driskel | QB | 6-4 | 235 | 29 | 7 | Louisiana Tech | Oviedo, Fla. | FA-'21 |
| 16 | Davion Davis | WR | 5-11 | 190 | 26 | 4 | Sam Houston | Hutto, Texas | FA-'22 |
| 17 | Jalen Camp | WR | 6-2 | 220 | 24 | 1 | Georgia Tech | Cumming, Ga. | FA-'21 |
| 26 | Royce Freeman | RB | 6-0 | 238 | 26 | 5 | Oregon | Imperial, Calif. | W-'21 (CAR) |
| 27 | Gerrid Doaks | RB | 5-11 | 228 | 24 | 1 | Cincinnati | Indianapolis, Ind. | FA-'22 |
| 30 | C.J. Moore | DB | 5-11 | 199 | 26 | 3 | Mississippi | Bassfield, Miss. | FA-'22 |
| 38 | Jacobi Francis | DB | 5-11 | 193 | 24 | R | Memphis | Covington, Ga. | CFA-'22 |
| 39 | Tristin McCollum | DB | 6-3 | 195 | 23 | R | Sam Houston | Galveston, Texas | CFA-'22 |
| 42 | Derick Roberson | DL | 6-3 | 250 | 26 | 3 | Sam Houston | San Antonio, Texas | FA-'22 |
| 62 | KC McDermott | OL | 6-5 | 311 | 26 | 4 | Miami (Fla.) | Palm Beach, Fla. | FA-'22 |
| 70 | Jordan Steckler | OL | 6-5 | 305 | 26 | 1 | Northern Illinois | Two Rivers, Wis. | FA-'21 |
| 73 | Tre'Vour Wallace-Simms | OL | 6-5 | 330 | 25 | 1 | Missouri | St. Louis, Ill. | FA-'22 |
| 75 | Adedayo Odeleye* | DL | 6-5 | 271 | 25 | R | Loughborough (U.K.) | Kent, United Kingdom | CFA-'22 |
| 81 | Drew Estrada | WR | 6-0 | 196 | 25 | R | Baylor | Argyle, Texas | CFA-'22 |
| 86 | Mason Schreck | TE | 6-5 | 252 | 28 | 3 | Buffalo | Medina, Ohio | FA-'22 |
| 89 | Johnny Johnson III | WR | 6-1 | 199 | 23 | R | Oregon | Chandler, Ariz. | CFA-'22 |
| 98 | Micah Dew-Treadway | DL | 6-4 | 308 | 25 | R | Minnesota | Bolingbrook, Ill. | FA-'22 |

Reserve/Injured (5)

| | | | | | | | | | |
|----|--------------------|----|------|-----|----|---|------------------|---------------------|---------------|
| 2 | Tavierre Thomas | DB | 5-10 | 205 | 26 | 5 | Ferris State | Detroit, Mich. | FA-'21 |
| 50 | Michael Dwumfour | DL | 6-1 | 296 | 24 | 1 | Rutgers | Scotch Plains, N.J. | FA-'21 |
| 52 | Jonathan Greenard | DL | 6-3 | 263 | 25 | 3 | Florida | Hiram, Ga. | D3-'20 |
| 57 | Kevin Pierre-Louis | LB | 6-0 | 231 | 30 | 9 | Boston College | Norwalk, Conn. | UFA-'21 (WAS) |
| 95 | Derek Rivers | DL | 6-5 | 250 | 28 | 6 | Youngstown State | Kinston, N.C. | UFA-'21 (LAR) |

Reserve/Injured - Designated for Return (1)

| | | | | | | | | | |
|----|-------------------|----|-----|-----|----|---|--------------|-------------|---------|
| 84 | Teagan Quitoriano | TE | 6-6 | 258 | 22 | R | Oregon State | Salem, Ore. | D5b-'22 |
|----|-------------------|----|-----|-----|----|---|--------------|-------------|---------|

Reserve/Non-Football Illness List (2)

| | | | | | | | | | |
|----|------------------|----|------|-----|----|---|----------|---------------------------|---------|
| 8 | John Metchie III | WR | 5-11 | 187 | 22 | R | Alabama | Brampton, Ontario, Canada | D2b-'22 |
| 68 | Justin Britt | OL | 6-6 | 315 | 31 | 8 | Missouri | Lebanon, Mo. | FA-'21 |

*International Pathway Program Designation

HOUSTON TEXANS ALPHA ROSTER



COACHING STAFF

| COACH | TITLE |
|-----------------------|--|
| Lovie Smith | Head Coach |
| Pep Hamilton | Offensive Coordinator |
| Frank Ross | Special Teams Coordinator |
| Sean Baker | Assistant Special Teams |
| Danny Barrett | Running Backs |
| Tim Berbenich | Tight Ends |
| Ben Bolling | Defensive Assistant |
| Jacques Cesaire | Defensive Line |
| Joe Danna | Safeties |
| Ilir Emini | Defensive Assistant / Nickels |
| Dele Harding | Defensive Assistant |
| Hal Hunter | Assistant Offensive Line |
| Kenyon Jackson | Assistant Defensive Line |
| Ben McDaniels | Wide Receivers / Passing Game Coordinator |
| DeNarius McGhee | Offensive Assistant |
| Robbie Picazo | Offensive Assistant |
| Miles Smith | Linebackers |
| Dino Vasso | Cornerbacks |
| George Warhop | Offensive line |
| Ted White | Offensive Assistant / Quarterbacks |

PRONUNCIATION GUIDE

| PLAYER | PRONUNCIATION |
|---------------------------------|---------------------------------------|
| Jordan Akins | AYE-kins |
| Maliek Collins | mah-LEEK |
| Davion Davis | DAY-vee-ughn |
| Austin Deculus | DECK-you-lus |
| Gerrid Doaks | Jared |
| Michael Dwumfour | DWUM-fore |
| Ka'imi Fairbairn | kuh-EE-me FAIR-bairn |
| Kenyon Green | ken-yun |
| Jonathan Greenard | gruh-NARD |
| Kamu Grugier-Hill | KAH-moo GREW-jay HILL |
| Demone Harris | deh-MONE |
| Adedayo Odeleye | AH-deh-DIE-oh OH-deh-lay |
| Dare Ogunbowale | DARR-ay oh-GOON-bo-WALL-aye |
| Ogbonnia "Ogbo" Okoronkwo | oh-BO-knee-uh "Oh-boe" oh-kor-RON-kwo |
| Kevin Pierre-Louis | PEA-air Lewis |
| Jalen Pitre | PEE-tree |
| Scott Quessenberry | KWES-sin-bear-ee |
| Teagan Quitoriano | Kwi-tore-ee-on-o |
| Derick Roberson | ROW-ber-son |
| Tremon Smith | TRAY-mon |
| Tavierre Thomas | TAV-ee-air |
| Tre'Vour Wallace-Simms | TREY-vore |
| Isaac Yiadom | YEAH-dum |

HOW ACQUIRED KEY

| | |
|-----------|-------------------------|
| CFA | College Free Agent |
| D | Draft Pick |
| FA | Free Agent |
| T | Trade |
| UFA | Unrestricted Free Agent |
| W | Waivers |
| (I) | Previous Team |

| NO. | NAME | POS | HT | WT | AGE | EXP | COLLEGE | HOMETOWN | ACQUIRED |
|-----|----------------------|-----|------|-----|-----|-----|------------------|------------------------|---------------|
| 97 | Addison, Mario | DL | 6-3 | 260 | 35 | 12 | Troy | Tarrant City, Ala. | FA-'22 |
| 88 | Akins, Jordan | TE | 6-4 | 243 | 30 | 6 | Central Florida | Locust Grove, Ga. | FA-'22 |
| 3 | Allen, Kyle | QB | 6-3 | 210 | 26 | 4 | Houston | Scottsdale, Ari. | FA-'22 |
| 35 | Arnold, Grayland | DB | 5-10 | 187 | 25 | 3 | Baylor | Beaumont, Texas | FA-'21 |
| 56 | Booker, Thomas | DL | 6-3 | 301 | 22 | R | Stanford | Ellicott City, Md. | D5a-'22 |
| 28 | Burkhead, Rex | RB | 5-10 | 215 | 32 | 10 | Nebraska | Plano, Texas | FA-'21 |
| 60 | Cann, A.J. | OL | 6-3 | 320 | 31 | 8 | South Carolina | Bamberg, S.C. | UFA-'22 (JAX) |
| 53 | Cashman, Blake | LB | 6-1 | 237 | 26 | 4 | Minnesota | Eden Prairie, Minn. | T-'22 (NYI) |
| 96 | Collins, Maliek | DL | 6-2 | 310 | 27 | 7 | Nebraska | Kansas City, Mo. | UFA-'21 (LV) |
| 12 | Collins, Nico | WR | 6-4 | 215 | 23 | 2 | Michigan | Birmingham, Ala. | D3b-'21 |
| 13 | Cooks, Brandin | WR | 5-10 | 183 | 29 | 9 | Oregon State | Stockton, Calif. | T-'20 (LAR) |
| 76 | Deculus, Austin | OL | 6-5 | 321 | 23 | R | LSU | Mamou, La. | D6-'22 |
| 4 | Dorsett, Phillip | WR | 5-10 | 192 | 29 | 8 | Miami | Fort Lauderdale, Fla. | FA-'21 |
| 7 | Fairbairn, Ka'imi | K | 6-0 | 183 | 28 | 7 | UCLA | Kailua, Hawaii | CFA-'16 |
| 59 | Green, Kenyon | OL | 6-4 | 323 | 21 | R | Texas A&M | Humble, Texas | D1b-'22 |
| 92 | Green, Rasheem | DL | 6-4 | 279 | 25 | 5 | USC | Los Angeles, Calif. | UFA-'22 (SEA) |
| 51 | Grugier-Hill, Kamu | LB | 6-2 | 230 | 28 | 7 | Eastern Illinois | Papakolea, Hawaii | UFA-'21 (MIA) |
| 34 | Hairston, Troy | FB | 5-11 | 245 | 23 | R | Central Michigan | Birmingham, Mich. | CFA-'22 |
| 49 | Hansen, Jake | LB | 6-1 | 235 | 24 | R | Illinois | Tarpon Springs, Fla. | CFA-'22 |
| 48 | Harris, Christian | LB | 6-1 | 226 | 21 | R | Alabama | Baton Rouge, La. | D3-'22 |
| 94 | Harris, Demone | DL | 6-4 | 272 | 26 | 3 | Buffalo | Buffalo, N.Y. | FA-'21 |
| 67 | Heck, Charlie | OL | 6-8 | 311 | 25 | 3 | North Carolina | Kansas City, Mo. | D4a-'20 |
| 43 | Hewitt, Neville | LB | 6-2 | 234 | 29 | 8 | Marshall | Conyers, Ga. | FA-'21 |
| 93 | Hinish, Kurt | DL | 6-2 | 300 | 23 | R | Notre Dame | Pittsburgh, Pa. | CFA-'22 |
| 83 | Howard, O.J. | TE | 6-6 | 251 | 27 | 6 | Alabama | Prattville, Ala. | FA-'22 |
| 71 | Howard, Tytus | OL | 6-5 | 322 | 26 | 4 | Alabama State | Monroeville, Ala. | D1-'19 |
| 55 | Hughes, Jerry | DL | 6-2 | 254 | 34 | 13 | TCU | Sugar Land, Texas | FA-'22 |
| 14 | Johnson, Tyler | WR | 6-1 | 206 | 24 | 3 | Minnesota | Minneapolis, Minn. | W-'22 (TB) |
| 11 | Johnston, Cameron | P | 5-11 | 194 | 30 | 5 | Ohio State | Geelong, Australia | FA-'21 |
| 9 | Jordan, Brevin | TE | 6-3 | 245 | 22 | 2 | Miami (Fla.) | Las Vegas, Nev. | D5a-'21 |
| 25 | King II, Desmond | DB | 5-10 | 200 | 27 | 6 | Iowa | Detroit, Mich. | UFA-'21 (TEN) |
| 58 | Kirksey, Christian | LB | 6-2 | 235 | 30 | 9 | Iowa | St. Louis, Mo. | FA-'21 |
| 91 | Lopez, Roy | DL | 6-2 | 318 | 25 | 2 | Arizona | Tempe, Ariz. | D6-'21 |
| 64 | McCray, Justin | OL | 6-3 | 315 | 30 | 6 | Central Florida | Miami, Fla. | UFA-'21 (ATL) |
| 10 | Mills, Davis | QB | 6-4 | 225 | 24 | 2 | Stanford | Duluth, Ga. | D3a-'21 |
| 15 | Moore, Chris | WR | 6-1 | 200 | 29 | 7 | Cincinnati | Tampa, Fla. | UFA-'21 (BAL) |
| 79 | Morrissey, Jimmy | OL | 6-3 | 303 | 24 | 2 | Pittsburgh | Huntingdon Valley, Pa. | FA-'21 |
| 23 | Murray, Eric | DB | 5-11 | 199 | 28 | 7 | Minnesota | Milwaukee, Wis. | UFA-'20 (CLE) |
| 21 | Nelson, Steven | DB | 5-11 | 194 | 29 | 8 | Oregon State | Warner Robins, Ga. | UFA-'22 (PHI) |
| 33 | Ogunbowale, Dare | RB | 5-11 | 205 | 28 | 4 | Wisconsin | Milwaukee, Wis. | FA-'22 |
| 45 | Okoronkwo, Ogbonnia | DL | 6-2 | 253 | 27 | 5 | Oklahoma | Houston, Texas | UFA-'22 (LAR) |
| 36 | Owens, Jonathan | DB | 5-11 | 210 | 27 | 4 | Missouri Western | St. Louis, Mo. | FA-'19 |
| 31 | Pierce, Dameon | RB | 5-10 | 218 | 22 | R | Florida | Bainbridge, Ga. | D4a-'22 |
| 5 | Pitre, Jalen | DB | 5-11 | 198 | 23 | R | Baylor | Stafford, Texas | D2a-'22 |
| 54 | Quessenberry, Scott | OL | 6-3 | 310 | 27 | 5 | UCLA | La Costa, Calif. | UFA-'22 (LAC) |
| 44 | Reeves-Maybin, Jalen | LB | 6-1 | 230 | 27 | 6 | Tennessee | Clarksville, Tenn. | UFA-'22 (DET) |
| 1 | Smith, Tremon | DB | 5-11 | 190 | 26 | 5 | Central Arkansas | Anniston, Ala. | FA-'21 |
| 29 | Stewart, M.J. | DB | 5-11 | 200 | 27 | 5 | North Carolina | Arlington, Va. | UFA-'22 (CLE) |
| 24 | Stingley Jr., Derek | DB | 6-0 | 190 | 21 | R | LSU | Baton Rouge, La. | D1a-'22 |
| 78 | Tunisi, Laremy | OL | 6-5 | 313 | 28 | 7 | Mississippi | Lake City, Fla. | T-'19 (MIA) |
| 32 | Wallow, Garret | LB | 6-2 | 230 | 23 | 2 | TCU | New Orleans, La. | D5b-'21 |
| 46 | Weeks, Jon | LS | 5-10 | 242 | 36 | 13 | Baylor | Bethpage, N.Y. | FA-'10 |
| 20 | Yiadom, Isaac | DB | 6-1 | 188 | 26 | 5 | Boston College | Worcester, Mass. | FA-'22 |

Practice Squad (17)

| | | | | | | | | | |
|----|-------------------------|----|------|-----|----|---|---------------------|----------------------|-------------|
| 17 | Camp, Jalen | WR | 6-2 | 220 | 24 | 1 | Georgia Tech | Cumming, Ga. | FA-'21 |
| 16 | Davis, Davion | WR | 5-11 | 190 | 26 | 4 | Sam Houston | Hutto, Texas | FA-'22 |
| 98 | Dew-Treadway, Micah | DL | 6-4 | 308 | 25 | R | Minnesota | Bolingbrook, Ill. | FA-'22 |
| 27 | Doaks, Gerrid | RB | 5-11 | 228 | 24 | 1 | Cincinnati | Indianapolis, Ind. | FA-'22 |
| 6 | Driskel, Jeff | QB | 6-4 | 235 | 29 | 7 | Louisiana Tech | Oviedo, Fla. | FA-'21 |
| 81 | Estrada, Drew | WR | 6-0 | 196 | 25 | R | Baylor | Argyle, Texas | CFA-'22 |
| 38 | Francis, Jacobi | DB | 5-11 | 193 | 24 | R | Memphis | Covington, Ga. | CFA-'22 |
| 26 | Freeman, Royce | RB | 6-0 | 238 | 26 | 5 | Oregon | Imperial, Calif. | W-'21 (CAR) |
| 89 | Johnson III, Johnny | WR | 6-1 | 199 | 23 | R | Oregon | Chandler, Ariz. | CFA-'22 |
| 39 | McCollum, Tristin | DB | 6-3 | 195 | 23 | R | Sam Houston | Galveston, Texas | CFA-'22 |
| 62 | McDermott, KC | OL | 6-5 | 311 | 26 | 4 | Miami (Fla.) | Palm Beach, Fla. | FA-'22 |
| 30 | Moore, C.J. | DB | 5-11 | 199 | 26 | 3 | Mississippi | Bassfield, Miss. | FA-'22 |
| 75 | Odeleye, Adedayo* | DL | 6-5 | 271 | 25 | R | Loughborough (U.K.) | Kent, United Kingdom | CFA-'22 |
| 42 | Roberson, Derick | DL | 6-3 | 250 | 26 | 3 | Sam Houston | San Antonio, Texas | FA-'22 |
| 86 | Schreck, Mason | TE | 6-5 | 252 | 28 | 3 | Buffalo | Medina, Ohio | FA-'22 |
| 70 | Steckler, Jordan | OL | 6-5 | 305 | 26 | 1 | Northern Illinois | Two Rivers, Wis. | FA-'21 |
| 73 | Wallace-Simms, Tre'Vour | OL | 6-5 | 330 | 25 | 1 | Missouri | St. Louis, Ill. | FA-'22 |

Reserve/Injured (5)

| | | | | | | | | | |
|----|---------------------|----|------|-----|----|---|------------------|---------------------|---------------|
| 50 | Dwumfour, Michael | DL | 6-1 | 296 | 24 | 1 | Rutgers | Scotch Plains, N.J. | FA-'21 |
| 52 | Greenard, Jonathan | DL | 6-3 | 263 | 25 | 3 | Florida | Hiram, Ga. | D3-'20 |
| 57 | Pierre-Louis, Kevin | LB | 6-0 | 231 | 30 | 9 | Boston College | Norwalk, Conn. | UFA-'21 (WAS) |
| 95 | Rivers, Derek | DL | 6-5 | 250 | 28 | 6 | Youngstown State | Kinston, N.C. | UFA-'21 (LAR) |
| 2 | Thomas, Tavierre | DB | 5-10 | 205 | 26 | 5 | Ferris State | Detroit, Mich. | FA-'21 |

Reserve/Injured - Designated for Return (1)

| | | | | | | | | | |
|----|--------------------|----|-----|-----|----|---|--------------|-------------|---------|
| 84 | Quitoriano, Teagan | TE | 6-6 | 258 | 22 | R | Oregon State | Salem, Ore. | D5b-'22 |
|----|--------------------|----|-----|-----|----|---|--------------|-------------|---------|

Reserve/Non-Football Illness List (2)

| | | | | | | | | | |
|----|-------------------|----|------|-----|----|---|----------|---------------------------|---------|
| 68 | Britt, Justin | OL | 6-6 | 315 | 31 | 8 | Missouri | Lebanon, Mo. | FA-'21 |
| 8 | Metchie III, John | WR | 5-11 | 187 | 22 | R | Alabama | Brampton, Ontario, Canada | D2b-'22 |

*International Pathway Program Designation

HOW THE 2022 TEXANS WERE BUILT



| Season | NFL Draft (14) | Trades (3) | Free Agents/Waivers (35) |
|--|--|--------------------------|--|
| 2010 6-10, 3rd, AFC South | | | LS Jon Weeks (CFA) |
| 2011 10-6, AFC South Champions | | | |
| 2012 12-4, AFC South Champions | | | |
| 2013 2-14, 4th, AFC South | | | |
| 2014 9-7, 2nd, AFC South | | | |
| 2015 9-7, AFC South Champions | | | |
| 2016 9-7, AFC South Champions | | | K Ka'imi Fairbairn (CFA) |
| 2017 4-12, 4th, AFC South | | | |
| 2018 11-5, AFC South Champions | | | |
| 2019 10-6, AFC South Champions | OL Tytus Howard (1) | OL Laremy Tunsil (T-MIA) | DB Jonathan Owens (FA) |
| 2020 4-12, 3rd, AFC South | OL Charlie Heck (4a) | WR Brandin Cooks (T-LAR) | DB Eric Murray (UFA-CLE) |
| 2021 4-13, 3rd, AFC South | QB Davis Mills (3a) WR Nico Collins (3b) TE Brevin Jordan (5a) LB Garret Wallow (5b) DL Roy Lopez (6) | | DB Grayland Arnold (FA) RB Rex Burkhead (FA) DL Maliek Collins (UFA-LV) WR Phillip Dorsett (FA) LB Kamu Grugier-Hill (UFA-MIA) DL Demone Harris (FA) LB Neville Hewitt (FA) P Cameron Johnston (FA) DB Desmond King II (UFA-TEN) LB Christian Kirksey (FA) OL Justin McCray (UFA-ATL) WR Chris Moore (UFA-BAL) OL Jimmy Morrissey (FA) DB Tremon Smith (FA) |
| 2022 1-4-1, 4th, AFC South | DB Derek Stingley Jr. (1a) OL Kenyon Green (1b) DB Jalen Pitre (2a) LB Christian Harris (3) RB Dameon Pierce (4) DL Thomas Booker (5a) OL Austin Deculus (6) | LB Blake Cashman (T-NYJ) | DL Mario Addison (FA) TE Jordan Akins (FA) QB Kyle Allen (FA) OL A.J. Cann (UFA-JAX) DL Rasheem Green (UFA - SEA) DL Troy Hairston (UDFA) LB Jake Hansen (UDFA) DL Kurt Hinish (UDFA) TE O.J. Howard (FA) DL Jerry Hughes (FA) WR Tyler Johnson (W) DB Steven Nelson (UFA-PHI) RB Dare Ogunbowale (FA) LB Ogbonnika Okoronkwo (UFA-LAR) OL Scott Quessenberry (UFA-LAC) LB Jalen Reeves-Maybin (UFA-DET) DB M.J. Stewart (UFA-CLE) DB Isaac Yiadom (FA) |



TEXANS ROSTER BY POSITION



| NO. | NAME | POS. | HT. | WT. | AGE | EXP. | COLLEGE | HOMETOWN | HOW ACQ. |
|----------------------|----------------------|------|------|-----|-----|------|------------------|------------------------|---------------|
| QUARTERBACKS (2) | | | | | | | | | |
| 3 | Allen, Kyle | QB | 6-3 | 210 | 26 | 4 | Houston | Scottsdale, Ari. | FA-'22 |
| 10 | Mills, Davis | QB | 6-4 | 225 | 24 | 2 | Stanford | Duluth, Ga. | D3a-'21 |
| RUNNING BACKS (4) | | | | | | | | | |
| 28 | Burkhead, Rex | RB | 5-10 | 215 | 32 | 10 | Nebraska | Plano, Texas | FA-'21 |
| 31 | Pierce, Dameon | RB | 5-10 | 218 | 22 | R | Florida | Bainbridge, Ga. | D4a-'22 |
| 33 | Ogunbowale, Dare | RB | 5-11 | 205 | 28 | 4 | Wisconsin | Milwaukee, Wis. | FA-'22 |
| 34 | Hairston, Troy | FB | 5-11 | 245 | 23 | R | Central Michigan | Birmingham, Mich. | CFA-'22 |
| WIDE RECEIVERS (5) | | | | | | | | | |
| 4 | Dorsett, Phillip | WR | 5-10 | 192 | 29 | 8 | Miami | Fort Lauderdale, Fla. | FA-'21 |
| 12 | Collins, Nico | WR | 6-4 | 215 | 23 | 2 | Michigan | Birmingham, Ala. | D3b-'21 |
| 13 | Cooks, Brandin | WR | 5-10 | 183 | 29 | 9 | Oregon State | Stockton, Calif. | T-'20 (LAR) |
| 15 | Moore, Chris | WR | 6-1 | 200 | 29 | 7 | Cincinnati | Tampa, Fla. | UFA-'21 (BAL) |
| 18 | Johnson, Tyron | WR | 6-1 | 193 | 26 | 3 | Oklahoma State | New Orleans, La. | CFA-'19 |
| TIGHT ENDS (3) | | | | | | | | | |
| 9 | Jordan, Brevin | TE | 6-3 | 245 | 22 | 2 | Miami (Fla.) | Las Vegas, Nev. | D5a-'21 |
| 83 | Howard, O.J. | TE | 6-6 | 251 | 27 | 6 | Alabama | Prattville, Ala. | FA-'22 |
| 88 | Akins, Jordan | TE | 6-4 | 243 | 30 | 6 | Central Florida | Locust Grove, Ga. | FA-'22 |
| OFFENSIVE LINE (9) | | | | | | | | | |
| 54 | Quessenberry, Scott | OL | 6-3 | 310 | 27 | 5 | UCLA | La Costa, Calif. | UFA-'22 (LAC) |
| 59 | Green, Kenyon | OL | 6-4 | 323 | 21 | R | Texas A&M | Humble, Texas | D1b-'22 |
| 60 | Cann, A.J. | OL | 6-3 | 320 | 31 | 8 | South Carolina | Bamberg, S.C. | UFA-'22 (JAX) |
| 64 | McCray, Justin | OL | 6-3 | 315 | 30 | 6 | Central Florida | Miami, Fla. | UFA-'21 (ATL) |
| 67 | Heck, Charlie | OL | 6-8 | 311 | 25 | 3 | North Carolina | Kansas City, Mo. | D4a-'20 |
| 71 | Howard, Tytus | OL | 6-5 | 322 | 26 | 4 | Alabama State | Monroeville, Ala. | D1-'19 |
| 76 | Deculus, Austin | OL | 6-5 | 321 | 23 | R | LSU | Mamou, La. | D6-'22 |
| 78 | Tunsil, Laremy | OL | 6-5 | 313 | 28 | 7 | Mississippi | Lake City, Fla. | T-'19 (MIA) |
| 79 | Morrissey, Jimmy | OL | 6-3 | 303 | 24 | 2 | Pittsburgh | Huntingdon Valley, Pa. | FA-'21 |
| LINEBACKERS (8) | | | | | | | | | |
| 32 | Wallow, Garret | LB | 6-2 | 230 | 23 | 2 | TCU | New Orleans, La. | D5b-'21 |
| 43 | Hewitt, Neville | LB | 6-2 | 234 | 29 | 8 | Marshall | Conyers, Ga. | FA-'21 |
| 44 | Reeves-Maybin, Jalen | LB | 6-1 | 230 | 27 | 6 | Tennessee | Clarksville, Tenn. | UFA-'22 (DET) |
| 48 | Harris, Christian | LB | 6-1 | 226 | 21 | R | Alabama | Baton Rouge, La. | D3-'22 |
| 49 | Hansen, Jake | LB | 6-1 | 235 | 24 | R | Illinois | Tarpon Springs, Fla. | CFA-'22 |
| 51 | Grugier-Hill, Kamu | LB | 6-2 | 230 | 28 | 7 | Eastern Illinois | Papakolea, Hawaii | UFA-'21 (MIA) |
| 53 | Cashman, Blake | LB | 6-1 | 237 | 26 | 4 | Minnesota | Eden Prairie, Minn. | T-'22 (NYJ) |
| 58 | Kirksey, Christian | LB | 6-2 | 235 | 30 | 9 | Iowa | St. Louis, Mo. | FA-'21 |
| DEFENSIVE BACKS (10) | | | | | | | | | |
| 1 | Smith, Tremon | DB | 5-11 | 190 | 26 | 5 | Central Arkansas | Anniston, Ala. | FA-'21 |
| 5 | Pitre, Jalen | DB | 5-11 | 198 | 23 | R | Baylor | Stafford, Texas | D2a-'22 |
| 20 | Yiadam, Isaac | DB | 6-1 | 188 | 26 | 5 | Boston College | Worcester, Mass. | FA-'22 |
| 21 | Nelson, Steven | DB | 5-11 | 194 | 29 | 8 | Oregon State | Warner Robins, Ga. | UFA-'22 (PHI) |
| 23 | Murray, Eric | DB | 5-11 | 199 | 28 | 7 | Minnesota | Milwaukee, Wis. | UFA-'20 (CLE) |
| 24 | Stingley Jr., Derek | DB | 6-0 | 190 | 21 | R | LSU | Baton Rouge, La. | D1a-'22 |
| 25 | King II, Desmond | DB | 5-10 | 200 | 27 | 6 | Iowa | Detroit, Mich. | UFA-'21 (TEN) |
| 29 | Stewart, M.J. | DB | 5-11 | 200 | 27 | 5 | North Carolina | Arlington, Va. | UFA-'22 (CLE) |
| 35 | Arnold, Grayland | DB | 5-10 | 187 | 25 | 3 | Baylor | Beaumont, Texas | FA-'21 |
| 36 | Owens, Jonathan | DB | 5-11 | 210 | 27 | 4 | Missouri Western | St. Louis, Mo. | FA-'19 |
| DEFENSIVE LINE (9) | | | | | | | | | |
| 45 | Okoronkwo, Ogbornia | DL | 6-2 | 253 | 27 | 5 | Oklahoma | Houston, Texas | UFA-'22 (LAR) |
| 55 | Hughes, Jerry | DL | 6-2 | 254 | 34 | 13 | TCU | Sugar Land, Texas | FA-'22 |
| 56 | Booker, Thomas | DL | 6-3 | 301 | 22 | R | Stanford | Ellicott City, Md. | D5a-'22 |
| 91 | Lopez, Roy | DL | 6-2 | 318 | 25 | 2 | Arizona | Tempe, Ariz. | D6-'21 |
| 92 | Green, Rasheem | DL | 6-4 | 279 | 25 | 5 | USC | Los Angeles, Calif. | UFA-'22 (SEA) |
| 93 | Hinrich, Kurt | DL | 6-2 | 300 | 23 | R | Notre Dame | Pittsburgh, Pa. | CFA-'22 |
| 94 | Harris, Demone | DL | 6-4 | 272 | 26 | 3 | Buffalo | Buffalo, N.Y. | FA-'21 |
| 96 | Collins, Maliek | DL | 6-2 | 310 | 27 | 7 | Nebraska | Kansas City, Mo. | UFA-'21 (LV) |
| 97 | Addison, Mario | DL | 6-3 | 260 | 35 | 12 | Troy | Tarrant City, Ala. | FA-'22 |
| SPECIALISTS (3) | | | | | | | | | |
| 7 | Fairbairn, Ka'imi | K | 6-0 | 183 | 28 | 7 | UCLA | Kailua, Hawaii | CFA-'16 |
| 11 | Johnston, Cameron | P | 5-11 | 194 | 30 | 5 | Ohio State | Geelong, Australia | FA-'21 |
| 46 | Weeks, Jon | LS | 5-10 | 242 | 36 | 13 | Baylor | Bethpage, N.Y. | FA-'10 |

TEXANS ROSTER BY ROUND



The Texans have 39 players on their active 53-man roster who were drafted, including eight former first-round picks, two from the second round, 10 from the third round, five former fourth-round picks, eight former fifth-round picks, five former sixth-round picks and one former seventh-round. There are also 14 college free agents on the Texans roster, including three undrafted free agents added in 2022.

FIRST ROUND (8)

| Pos. | Player | Year | Pick | Team |
|------|--------------------|------|------|------------|
| DB | Derek Stingley Jr. | 2022 | 3 | Texans |
| OL | Laremy Tunsil | 2016 | 13 | Dolphins |
| TE | O.J. Howard | 2017 | 19 | Buccaneers |
| OL | Kenyon Green | 2022 | 15 | Texans |
| WR | Brandin Cooks | 2014 | 20 | Saints |
| OL | Tytus Howard | 2019 | 23 | Texans |
| WR | Phillip Dorsett | 2015 | 29 | Colts |
| DL | Jerry Hughes | 2010 | 31 | Colts |

SECOND ROUND (2)

| Pos. | Player | Year | Pick | Team |
|------|--------------|------|------|------------|
| DB | Jalen Pitre | 2022 | 37 | Texans |
| DB | M.J. Stewart | 2018 | 53 | Buccaneers |

THIRD ROUND (10)

| Pos. | Player | Year | Pick | Team |
|------|-------------------|------|------|----------|
| OL | A.J. Cann | 2015 | 67 | Jaguars |
| DL | Maliek Collins | 2016 | 67 | Cowboys |
| QB | Davis Mills | 2021 | 67 | Texans |
| LB | Christian Kirksey | 2014 | 71 | Browns |
| LB | Christian Harris | 2022 | 75 | Texans |
| DL | Rasheem Green | 2018 | 79 | Seahawks |
| WR | Nico Collins | 2021 | 89 | Texans |
| DB | Steven Nelson | 2015 | 98 | Chiefs |
| TE | Jordan Akins | 2018 | 98 | Texans |
| DB | Isaac Yiadom | 2018 | 99 | Broncos |

FOURTH ROUND (5)

| Pos. | Player | Year | Pick | Team |
|------|---------------------|------|------|--------|
| DB | Eric Murray | 2016 | 106 | Chiefs |
| WR | Chris Moore | 2016 | 107 | Ravens |
| RB | Dameon Pierce | 2022 | 107 | Texans |
| LB | Jalen Reeves-Maybin | 2017 | 124 | Lions |
| OL | Charlie Heck | 2020 | 126 | Texans |

FIFTH ROUND (8)

| Pos. | Player | Year | Pick | Team |
|------|--------------------|------|------|------------|
| TE | Brevin Jordan | 2021 | 147 | Texans |
| DL | Thomas Booker | 2022 | 150 | Texans |
| DB | Desmond King II | 2017 | 151 | Chargers |
| OL | Scott Quessenberry | 2018 | 155 | Chargers |
| LB | Blake Cashman | 2019 | 157 | Jets |
| DL | Ogbonnia Okoronkwo | 2018 | 160 | Rams |
| WR | Tyler Johnson | 2020 | 161 | Buccaneers |
| LB | Garret Wallow | 2021 | 170 | Texans |

SIXTH ROUND (5)

| Pos. | Player | Year | Pick | Team |
|------|-------------------|------|------|----------|
| RB | Rex Burkhead | 2013 | 190 | Bengals |
| DL | Roy Lopez | 2021 | 195 | Texans |
| DB | Tremont Smith | 2018 | 196 | Chiefs |
| OL | Austin Deculus | 2022 | 205 | Texans |
| LB | Kamu Grugier-Hill | 2016 | 208 | Patriots |

SEVENTH ROUND (1)

| Pos. | Player | Year | Pick | Team |
|------|-----------------|------|------|---------|
| OL | Jimmy Morrissey | 2021 | 230 | Raiders |

COLLEGE FREE AGENTS (14)

| Pos. | Player | Year | Team |
|------|------------------|------|------------|
| LS | Jon Weeks | 2010 | Texans |
| DL | Mario Addison | 2011 | Bears |
| OL | Justin McCray | 2014 | Titans |
| LB | Neville Hewitt | 2015 | Dolphins |
| K | Ka'imi Fairbairn | 2016 | Texans |
| P | Cameron Johnston | 2017 | Eagles |
| RB | Dare Ogunbowale | 2017 | Texans |
| QB | Kyle Allen | 2018 | Panthers |
| DL | Demone Harris | 2018 | Buccaneers |
| DB | Jonathan Owens | 2018 | Cardinals |
| DB | Grayland Arnold | 2020 | Eagles |
| FB | Troy Hairston | 2022 | Texans |
| LB | Jake Hansen | 2022 | Texans |
| DL | Kurt Hinish | 2022 | Texans |



TEXANS UNOFFICIAL DEPTH CHART



Updated by Texans PR on Oct. 22, 2022.

OFFENSE

| | | | |
|----|--------------------------------|---------------------------------|--------------------|
| QB | 10 Davis Mills | 3 Kyle Allen | |
| RB | <u>31 Dameon Pierce</u> | 28 Rex Burkhead | 33 Dare Ogunbowale |
| FB | <u>34 Troy Hairston</u> | | |
| WR | 13 Brandin Cooks | 4 Phillip Dorsett | 14 Tyler Johnson |
| WR | 12 Nico Collins | 15 Chris Moore | |
| TE | 9 Brevin Jordan | 83 O.J. Howard | 88 Jordan Akins |
| LT | 78 Laremy Tunsil | 67 Charlie Heck | |
| LG | <u>59 Kenyon Green</u> | 64 Justin McCray | |
| C | 54 Scott Quessenberry | 79 Jimmy Morrissey | |
| RG | 60 A.J. Cann | | |
| RT | 71 Tytus Howard | <u>76 Austin Deculus</u> | |

DEFENSE

| | | | |
|----|-------------------------------------|-----------------------------------|------------------------|
| DE | 92 Rasheem Green | 94 Demone Harris | |
| DT | 96 Maliek Collins | <u>56 Thomas Booker</u> | |
| DT | 91 Roy Lopez | <u>93 Kurt Hinish</u> | |
| DE | 55 Jerry Hughes | 97 Mario Addison | 45 Ogbonnia Okoronkwo |
| LB | 51 Kamu Grugier-Hill | <u>48 Christian Harris</u> | 44 Jalen Reeves-Maybin |
| LB | 58 Christian Kirksey | 53 Blake Cashman | 43 Neville Hewitt |
| LB | 32 Garret Wallow | <u>49 Jake Hansen</u> | |
| CB | 21 Steven Nelson | 20 Isaac Yiadom | |
| CB | <u>24 Derek Stingley Jr.</u> | 25 Desmond King II | 1 Tremon Smith |
| S | 36 Jonathan Owens | 29 M.J. Stewart | 35 Grayland Arnold |
| S | <u>5 Jalen Pitre</u> | 23 Eric Murray | |

SPECIAL TEAMS

| | | |
|----|---------------------|--------------------|
| P | 11 Cameron Johnston | |
| K | 7 Ka'imi Fairbairn | |
| LS | 46 Jon Weeks | |
| H | 11 Cameron Johnston | |
| PR | 25 Desmond King II | 1 Tremon Smith |
| KR | 1 Tremon Smith | 25 Desmond King II |

2022 TEXANS STARTERS



2022 REGULAR SEASON

OFFENSE

| DATE | OPPONENT | QB | FB | RB | WR | WR | WR | TE | TE | TE | OL | LT | LG | C | RG | RT |
|-------|-----------------|----------|--------------------|------------------|----------|------------|----------|------------|-----------|-----------|---------|-----------|-----------------|-----------------|---------|-----------|
| 9/11 | Indianapolis | D. Mills | -- | <u>D. Pierce</u> | B. Cooks | N. Collins | -- | P. Brown | -- | -- | C. Heck | L. Tunsil | J. McCray | J. Britt | A. Cann | T. Howard |
| 9/18 | at Denver | D. Mills | -- | <u>D. Pierce</u> | B. Cooks | -- | -- | P. Brown | O. Howard | B. Jordan | -- | L. Tunsil | <u>K. Green</u> | S. Quessenberry | A. Cann | T. Howard |
| 9/25 | at Chicago | D. Mills | <u>T. Hairston</u> | <u>D. Pierce</u> | B. Cooks | -- | -- | P. Brown | O. Howard | -- | -- | L. Tunsil | <u>K. Green</u> | S. Quessenberry | A. Cann | T. Howard |
| 10/2 | L.A. Chargers | D. Mills | -- | <u>D. Pierce</u> | B. Cooks | N. Collins | C. Moore | -- | O. Howard | -- | -- | L. Tunsil | <u>K. Green</u> | S. Quessenberry | A. Cann | T. Howard |
| 10/9 | at Jacksonville | D. Mills | -- | <u>D. Pierce</u> | B. Cooks | N. Collins | -- | M. Schreck | O. Howard | -- | -- | L. Tunsil | <u>K. Green</u> | S. Quessenberry | A. Cann | T. Howard |
| 10/23 | at Las Vegas | D. Mills | <u>T. Hairston</u> | <u>D. Pierce</u> | B. Cooks | N. Collins | -- | -- | O. Howard | -- | -- | L. Tunsil | <u>K. Green</u> | S. Quessenberry | A. Cann | T. Howard |
| 10/30 | Tennessee | -- | -- | -- | -- | -- | -- | -- | -- | -- | -- | -- | -- | -- | -- | -- |
| 11/3 | Philadelphia | -- | -- | -- | -- | -- | -- | -- | -- | -- | -- | -- | -- | -- | -- | -- |
| 11/13 | at N.Y. Giants | -- | -- | -- | -- | -- | -- | -- | -- | -- | -- | -- | -- | -- | -- | -- |
| 11/20 | Washington | -- | -- | -- | -- | -- | -- | -- | -- | -- | -- | -- | -- | -- | -- | -- |
| 11/27 | at Miami | -- | -- | -- | -- | -- | -- | -- | -- | -- | -- | -- | -- | -- | -- | -- |
| 12/4 | Cleveland | -- | -- | -- | -- | -- | -- | -- | -- | -- | -- | -- | -- | -- | -- | -- |
| 12/11 | at Dallas | -- | -- | -- | -- | -- | -- | -- | -- | -- | -- | -- | -- | -- | -- | -- |
| 12/18 | Kansas City | -- | -- | -- | -- | -- | -- | -- | -- | -- | -- | -- | -- | -- | -- | -- |
| 12/24 | at Tennessee | -- | -- | -- | -- | -- | -- | -- | -- | -- | -- | -- | -- | -- | -- | -- |
| 1/1 | Jacksonville | -- | -- | -- | -- | -- | -- | -- | -- | -- | -- | -- | -- | -- | -- | -- |
| 1/8 | at Indianapolis | -- | -- | -- | -- | -- | -- | -- | -- | -- | -- | -- | -- | -- | -- | -- |

2022 REGULAR SEASON

DEFENSE

| DATE | OPPONENT | DE | DT | DT | DE | LB | LB | LB | CB | CB | CB | S | S |
|-------|-----------------|-----------|----------|------------|-------------|-----------------|------------|------------|------------|------------------------|-----------|-----------------|----------|
| 9/11 | Indianapolis | J. Hughes | R. Lopez | M. Collins | J. Greenard | K. Grugier-Hill | C. Kirksey | -- | D. King II | <u>D. Stingley Jr.</u> | S. Nelson | <u>J. Pitre</u> | J. Owens |
| 9/18 | at Denver | J. Hughes | R. Lopez | M. Collins | J. Greenard | K. Grugier-Hill | C. Kirksey | -- | D. King II | <u>D. Stingley Jr.</u> | S. Nelson | <u>J. Pitre</u> | J. Owens |
| 9/25 | at Chicago | J. Hughes | R. Lopez | M. Collins | J. Greenard | K. Grugier-Hill | C. Kirksey | -- | D. King II | <u>D. Stingley Jr.</u> | S. Nelson | <u>J. Pitre</u> | J. Owens |
| 10/2 | L.A. Chargers | J. Hughes | R. Lopez | M. Collins | J. Greenard | K. Grugier-Hill | C. Kirksey | B. Cashman | -- | <u>D. Stingley Jr.</u> | S. Nelson | <u>J. Pitre</u> | J. Owens |
| 10/9 | at Jacksonville | J. Hughes | R. Lopez | M. Collins | R. Green | K. Grugier-Hill | C. Kirksey | G. Wallow | -- | <u>D. Stingley Jr.</u> | S. Nelson | <u>J. Pitre</u> | J. Owens |
| 10/23 | at Las Vegas | J. Hughes | R. Lopez | M. Collins | R. Green | K. Grugier-Hill | C. Kirksey | G. Wallow | -- | <u>D. Stingley Jr.</u> | S. Nelson | <u>J. Pitre</u> | J. Owens |
| 10/30 | Tennessee | -- | -- | -- | -- | -- | -- | -- | -- | -- | -- | -- | -- |
| 11/3 | Philadelphia | -- | -- | -- | -- | -- | -- | -- | -- | -- | -- | -- | -- |
| 11/13 | at N.Y. Giants | -- | -- | -- | -- | -- | -- | -- | -- | -- | -- | -- | -- |
| 11/20 | Washington | -- | -- | -- | -- | -- | -- | -- | -- | -- | -- | -- | -- |
| 11/27 | at Miami | -- | -- | -- | -- | -- | -- | -- | -- | -- | -- | -- | -- |
| 12/4 | Cleveland | -- | -- | -- | -- | -- | -- | -- | -- | -- | -- | -- | -- |
| 12/11 | at Dallas | -- | -- | -- | -- | -- | -- | -- | -- | -- | -- | -- | -- |
| 12/18 | Kansas City | -- | -- | -- | -- | -- | -- | -- | -- | -- | -- | -- | -- |
| 12/24 | at Tennessee | -- | -- | -- | -- | -- | -- | -- | -- | -- | -- | -- | -- |
| 1/1 | Jacksonville | -- | -- | -- | -- | -- | -- | -- | -- | -- | -- | -- | -- |
| 1/8 | at Indianapolis | -- | -- | -- | -- | -- | -- | -- | -- | -- | -- | -- | -- |

Rookies underlined.

2022 TEXANS PARTICIPATION



| 2022 REGULAR SEASON HOUSTON TEXANS PLAYER PARTICIPATION | | | | | | | | | | | | | | | | | | | | | | |
|---|-------------|---------------|---------------|-------------|---------------|---------------|--------------|-------------|----------------|--------------|----------------|-------------|----------------|-------------|----------------|------------|--------------|----|----|-----|----|--|
| PLAYERS | IND 9/11 | @ DEN 9/18 | @ CHI 9/25 | LAC 10/2 | @ JAX 10/9 | @ LV 10/23 | TEN 10/30 | PHI 11/3 | @ NYG 11/13 | WAS 11/20 | @ MIA 11/27 | CLE 12/4 | @ DAL 12/11 | KC 12/18 | @ TEN 12/24 | JAX 1/1 | @ IND 1/8 | GP | GS | DNP | IN | |
| M. Addison | IR | IR | IR | IR | GP | GP | - | - | - | - | - | - | - | - | - | - | - | 2 | 0 | 0 | 0 | |
| J. Akins | PS | PS | GP | GP | GP | GP | - | - | - | - | - | - | - | - | - | - | - | 4 | 0 | 0 | 0 | |
| K. Allen | IA | IA | DNP | DNP | DNP | DNP | - | - | - | - | - | - | - | - | - | - | - | 0 | 0 | 4 | 2 | |
| D. Anderson | IR | NOT | NOT | NOT | NOT | NOT | - | - | - | - | - | - | - | - | - | - | - | 0 | 0 | 0 | 0 | |
| G. Arnold | PS | PS | GP | GP | GP | GP | - | - | - | - | - | - | - | - | - | - | - | 4 | 0 | 0 | 0 | |
| T. Booker | IA | GP | GP | GP | GP | IA | - | - | - | - | - | - | - | - | - | - | - | 4 | 0 | 0 | 2 | |
| J. Britt | C | IA | NFILL | NFILL | R/NFILL | R/NFILL | - | - | - | - | - | - | - | - | - | - | - | 1 | 1 | 0 | 1 | |
| P. Brown | TE | TE | TE | IA | NOT | NOT | - | - | - | - | - | - | - | - | - | - | - | 3 | 3 | 0 | 1 | |
| R. Burkhead | GP | GP | GP | GP | GP | GP | - | - | - | - | - | - | - | - | - | - | - | 6 | 0 | 0 | 0 | |
| J. Camp | PS | PS | PS | PS | PS | PS | - | - | - | - | - | - | - | - | - | - | - | 0 | 0 | 0 | 0 | |
| A. Cann | RG | RG | RG | RG | RG | RG | - | - | - | - | - | - | - | - | - | - | - | 6 | 6 | 0 | 0 | |
| B. Cashman | GP | GP | GP | LB | IA | GP | - | - | - | - | - | - | - | - | - | - | - | 5 | 1 | 0 | 1 | |
| M. Collins | DT | DT | DT | DT | DT | DT | - | - | - | - | - | - | - | - | - | - | - | 6 | 6 | 0 | 0 | |
| N. Collins | WR | GP | GP | WR | WR | WR | - | - | - | - | - | - | - | - | - | - | - | 6 | 4 | 0 | 0 | |
| C. Conley | GP | GP | PS | PS | NOT | NOT | - | - | - | - | - | - | - | - | - | - | - | 2 | 0 | 0 | 0 | |
| B. Cooks | WR | WR | WR | WR | WR | WR | - | - | - | - | - | - | - | - | - | - | - | 6 | 6 | 0 | 0 | |
| D. Davis | NOT | NOT | NOT | NOT | PS | PS | - | - | - | - | - | - | - | - | - | - | - | 0 | 0 | 0 | 0 | |
| A. Deculus | IA | DNP | IA | IA | IA | IA | - | - | - | - | - | - | - | - | - | - | - | 0 | 0 | 1 | 5 | |
| G. Doaks | PS | PS | PS | PS | PS | PS | - | - | - | - | - | - | - | - | - | - | - | 0 | 0 | 0 | 0 | |
| P. Dorsett | GP | IA | GP | GP | GP | GP | - | - | - | - | - | - | - | - | - | - | - | 5 | 0 | 0 | 1 | |
| J. Driskel | GP | GP | PS | PS | PS | PS | - | - | - | - | - | - | - | - | - | - | - | 2 | 0 | 0 | 0 | |
| M. Dwumfour | GP | GP | GP | IA | GP | IR | - | - | - | - | - | - | - | - | - | - | - | 4 | 0 | 0 | 1 | |
| D. Estrada | PS | PS | PS | PS | PS | PS | - | - | - | - | - | - | - | - | - | - | - | 0 | 0 | 0 | 0 | |
| K. Fairbairn | GP | GP | GP | GP | GP | GP | - | - | - | - | - | - | - | - | - | - | - | 6 | 0 | 0 | 0 | |
| J. Francis | PS | PS | PS | PS | PS | PS | - | - | - | - | - | - | - | - | - | - | - | 0 | 0 | 0 | 0 | |
| R. Freeman | PS | PS | PS | PS | PS | PS | - | - | - | - | - | - | - | - | - | - | - | 0 | 0 | 0 | 0 | |
| J. Greenard | DE | DE | DE | DE | IA | IR | - | - | - | - | - | - | - | - | - | - | - | 4 | 4 | 0 | 1 | |
| K. Green | GP | LG | LG | LG | LG | LG | - | - | - | - | - | - | - | - | - | - | - | 6 | 5 | 0 | 0 | |
| R. Green | IA | GP | GP | GP | DE | DE | - | - | - | - | - | - | - | - | - | - | - | 5 | 2 | 0 | 1 | |
| K. Grugier-Hill | LB | LB | LB | LB | LB | LB | - | - | - | - | - | - | - | - | - | - | - | 6 | 6 | 0 | 0 | |
| T. Hairston | GP | GP | FB | GP | GP | FB | - | - | - | - | - | - | - | - | - | - | - | 6 | 2 | 0 | 0 | |
| J. Hansen | IA | IA | IA | IA | IA | GP | - | - | - | - | - | - | - | - | - | - | - | 1 | 0 | 0 | 5 | |
| C. Harris | IR | IR | IR | IR | IR | GP | - | - | - | - | - | - | - | - | - | - | - | 1 | 0 | 0 | 0 | |
| D. Harris | GP | IA | GP | IA | IA | IA | - | - | - | - | - | - | - | - | - | - | - | 2 | 0 | 0 | 4 | |
| C. Heck | OL | GP | GP | GP | GP | GP | - | - | - | - | - | - | - | - | - | - | - | 6 | 1 | 0 | 0 | |
| N. Hewitt | GP | GP | GP | GP | GP | GP | - | - | - | - | - | - | - | - | - | - | - | 6 | 0 | 0 | 0 | |
| K. Hinich | GP | GP | IA | GP | GP | GP | - | - | - | - | - | - | - | - | - | - | - | 5 | 0 | 0 | 1 | |
| O. Howard | GP | TE | TE | TE | TE | TE | - | - | - | - | - | - | - | - | - | - | - | 6 | 5 | 0 | 0 | |
| T. Howard | RT | RT | RT | RT | RT | RT | - | - | - | - | - | - | - | - | - | - | - | 6 | 6 | 0 | 0 | |
| J. Hughes | DE | DE | DE | DE | DE | DE | - | - | - | - | - | - | - | - | - | - | - | 6 | 6 | 0 | 0 | |
| J. Johnson III | PS | PS | PS | PS | PS | PS | - | - | - | - | - | - | - | - | - | - | - | 0 | 0 | 0 | 0 | |
| T. Johnson | ^ | IA | IA | GP | GP | IA | - | - | - | - | - | - | - | - | - | - | - | 2 | 0 | 0 | 3 | |
| C. Johnston | GP | GP | GP | GP | GP | GP | - | - | - | - | - | - | - | - | - | - | - | 6 | 0 | 0 | 0 | |
| B. Jordan | GP | TE | IA | IA | IA | GP | - | - | - | - | - | - | - | - | - | - | - | 3 | 1 | 0 | 3 | |
| D. King II | CB | CB | CB | GP | GP | GP | - | - | - | - | - | - | - | - | - | - | - | 6 | 3 | 0 | 0 | |
| C. Kirksey | LB | LB | LB | LB | LB | LB | - | - | - | - | - | - | - | - | - | - | - | 6 | 6 | 0 | 0 | |
| R. Lopez | DT | DT | DT | DT | DT | DT | - | - | - | - | - | - | - | - | - | - | - | 6 | 6 | 0 | 0 | |
| T. McCollum | PS | PS | PS | PS | PS | PS | - | - | - | - | - | - | - | - | - | - | - | 0 | 0 | 0 | 0 | |
| J. McCray | LG | GP | GP | GP | GP | GP | - | - | - | - | - | - | - | - | - | - | - | 6 | 1 | 0 | 0 | |
| J. Metchie III | R/NFILL | R/NFILL | R/NFILL | R/NFILL | R/NFILL | R/NFILL | - | - | - | - | - | - | - | - | - | - | - | 0 | 0 | 0 | 0 | |
| D. Mills | QB | QB | QB | QB | QB | QB | - | - | - | - | - | - | - | - | - | - | - | 6 | 6 | 0 | 0 | |
| C. Moore | GP | GP | GP | WR | IA | GP | - | - | - | - | - | - | - | - | - | - | - | 5 | 1 | 0 | 1 | |
| J. Morrissey | PS | PS | GP | GP | DNP | DNP | - | - | - | - | - | - | - | - | - | - | - | 2 | 0 | 2 | 0 | |
| E. Murray | GP | GP | GP | GP | GP | GP | - | - | - | - | - | - | - | - | - | - | - | 6 | 0 | 0 | 0 | |
| S. Nelson | CB | CB | CB | CB | CB | CB | - | - | - | - | - | - | - | - | - | - | - | 6 | 6 | 0 | 0 | |
| C. Ogbuehi | PSIR | PSIR | PSIR | NOT | NOT | NOT | - | - | - | - | - | - | - | - | - | - | - | 0 | 0 | 0 | 0 | |
| D. Ogunbowale | GP | GP | GP | GP | GP | GP | - | - | - | - | - | - | - | - | - | - | - | 6 | 0 | 0 | 0 | |
| O. Okoronkwo | GP | GP | GP | GP | GP | GP | - | - | - | - | - | - | - | - | - | - | - | 6 | 0 | 0 | 0 | |
| J. Owens | S | S | S | S | S | S | - | - | - | - | - | - | - | - | - | - | - | 6 | 6 | 0 | 0 | |
| D. Pierce | RB | RB | HB | RB | RB | RB | - | - | - | - | - | - | - | - | - | - | - | 6 | 6 | 0 | 0 | |
| K. Pierre-Louis | GP | GP | IR | IR | IR | IR | - | - | - | - | - | - | - | - | - | - | - | 2 | 0 | 0 | 0 | |
| J. Pitre | S | S | S | S | S | S | - | - | - | - | - | - | - | - | - | - | - | 6 | 6 | 0 | 0 | |
| S. Quessberry | DNP | C | C | C | C | C | - | - | - | - | - | - | - | - | - | - | - | 5 | 5 | 1 | 0 | |
| T. Quitoriano | IR | IR | IR | IR | IR | IR | - | - | - | - | - | - | - | - | - | - | - | 0 | 0 | 0 | 0 | |
| J. Reeves-Maybin | GP | GP | GP | GP | GP | GP | - | - | - | - | - | - | - | - | - | - | - | 6 | 0 | 0 | 0 | |
| D. Rivers | IR | IR | IR | IR | IR | IR | - | - | - | - | - | - | - | - | - | - | - | 0 | 0 | 0 | 0 | |
| M. Schreck | PS | PS | PS | GP | TE | PS | - | - | - | - | - | - | - | - | - | - | - | 2 | 1 | 0 | 0 | |
| K. Sheffield | IR | IR | IR | IR | IR | NOT | - | - | - | - | - | - | - | - | - | - | - | 0 | 0 | 0 | 0 | |
| T. Smith | GP | GP | GP | GP | GP | GP | - | - | - | - | - | - | - | - | - | - | - | 6 | 0 | 0 | 0 | |
| J. Steckler | PS | PS | PS | PS | PS | PS | - | - | - | - | - | - | - | - | - | - | - | 0 | 0 | 0 | 0 | |
| M. Stewart | GP | GP | GP | GP | GP | GP | - | - | - | - | - | - | - | - | - | - | - | 6 | 0 | 0 | 0 | |
| D. Stingley Jr. | CB | DB | CB | CB | CB | CB | - | - | - | - | - | - | - | - | - | - | - | 6 | 6 | 0 | 0 | |
| T. Thomas | IR | IR | IR | IR | IR | IR | - | - | - | - | - | - | - | - | - | - | - | 0 | 0 | 0 | 0 | |
| L. Tunsil | LT | LT | LT | LT | LT | LT | - | - | - | - | - | - | - | - | - | - | - | 6 | 6 | 0 | 0 | |
| T. Wallace-Simms | NOT | NOT | PS | PS | PS | PS | - | - | - | - | - | - | - | - | - | - | - | 0 | 0 | 0 | 0 | |
| G. Wallow | IA | IA | GP | GP | LB | LB | - | - | - | - | - | - | - | - | - | - | - | 4 | 2 | 0 | 2 | |
| J. Weeks | GP | GP | GP | GP | GP | GP | - | - | - | - | - | - | - | - | - | - | - | 6 | 0 | 0 | 0 | |
| I. Yiadom | GP | GP | IA | IA | GP | IA | - | - | - | - | - | - | - | - | - | - | - | 3 | 0 | 0 | 3 | |

PARTICIPATION KEY:

CAPS=Starter, GP=Games Played, IA=Inactive, DNP=Did Not Play, NOT=Not on Roster, IR=Reserve/Injured, IRD=Injured Reserve - Designated For Return, PS=Practice Squad, NOTT=Not on any Team, NFILL=Non-Football Illness, R/NFILL=Reserve/NFILL, PSIR=Practice Squad/Injured Reserve, ^=With Other Team



HOUSTON
TEXANS

MISCELLANEOUS STATISTICS



BY TEXANS

BY OPPONENT

PASSING

| | | |
|---|--------------------------------|--|
| 527 yards, Matt Schaub vs. Jacksonville, 11/18/12 | 500 YARDS PASSING | * Never Has Happened * |
| 41 att., Davis Mills @ Las Vegas, 10/23/22 | 40+ PASS ATTEMPTS | 47 att., Trevor Lawrence @ Jacksonville, 10/09/22 |
| 50 att., Deshaun Watson vs. Denver, 12/08/19 | 50+ PASS ATTEMPTS | 50 att., Matt Ryan vs. Indianapolis, 09/11/22 |
| 426 yards, Deshaun Watson vs. Atlanta, 10/06/19 | 400 YARDS PASSING | 471 yards, Nick Foles @ Philadelphia, 12/23/18 |
| 302 yards, Davis Mills @ Las Vegas, 10/23/22 | 300 YARDS PASSING | 340 yards, Justin Herbert vs. L.A. Chargers, 10/02/22 |
| 6 tds, Ryan Fitzpatrick: (8, 7, 58, 34, 4, 1) vs. Tennessee, 11/30/14 | SIX TOUCHDOWN PASSES | 6 tds, Aaron Rodgers: (41, 6, 21, 1, 48, 18) vs. Green Bay, 10/14/12 |
| * Never Has Happened * | SEVEN TOUCHDOWN PASSES | * Never Has Happened * |
| 5 tds, Deshaun Watson vs. Atlanta, 10/06/19 | FIVE+ TOUCHDOWN PASSES | 5 tds, Tom Brady @ New England, 09/24/17 |
| 5 tds, Deshaun Watson: (6, 33, 8, 12, 44) vs. Atlanta, 10/06/19 | FIVE TOUCHDOWN PASSES | 5 tds, Tom Brady: (5, 7, 47, 42, 25) @ New England, 09/24/17 |
| 4 tds, Deshaun Watson: (2, 33, 40, 34) @ Detroit, 11/26/20 | FOUR TOUCHDOWN PASSES | 4 tds, Ryan Tannehill: (5, 14, 4, 3) vs. Tennessee, 01/09/22 |
| 3 tds, Davis Mills: (28, 7, 26) vs. Tennessee, 01/09/22 | THREE TOUCHDOWN PASSES | 3 tds, Matthew Stafford: (3, 2, 11) vs. L.A. Rams, 10/31/21 |
| * Never Has Happened * | FOUR OR MORE INTERCEPTION GAME | * Never Has Happened * |
| 3 ints, Glover Quin vs. Tennessee, 11/28/10 | THREE INTERCEPTION GAME | * Never Has Happened * |
| 2 ints, Jalen Pitre @ Chicago, 09/25/22 | TWO INTERCEPTION GAME | 2 ints, Richard Sherman @ Seattle, 10/29/17 |
| * Never Has Happened * | SEVEN+ INTERCEPTIONS THROWN | * Never Has Happened * |
| * Never Has Happened * | SIX INTERCEPTIONS THROWN | * Never Has Happened * |
| * Never Has Happened * | FIVE INTERCEPTIONS THROWN | * Never Has Happened * |
| 4 ints, Davis Mills @ Buffalo, 10/03/21 | FOUR INTERCEPTIONS THROWN | 4 ints, Ryan Tannehill @ Tennessee, 11/21/21 |
| 3 ints, Tyrod Taylor @ Miami, 11/07/21 | THREE INTERCEPTIONS THROWN | 3 ints, Trevor Lawrence vs. Jacksonville, 09/12/21 |
| 2 ints, Davis Mills vs. L.A. Chargers, 10/02/22 | TWO INTERCEPTIONS THROWN | 2 ints, Trevor Lawrence @ Jacksonville, 10/09/22 |

RUSHING

| | | |
|---|-----------------------------------|---|
| * Never Has Happened * | 300 YARDS RUSHING | * Never Has Happened * |
| 231 yards, Arian Foster vs. Indianapolis, 09/12/10 | 200+ YARDS RUSHING | 250 yards, Derrick Henry vs. Tennessee, 01/03/21 |
| 231 yards, Arian Foster vs. Indianapolis, 09/12/10 | 200 YARDS RUSHING | 250 yards, Derrick Henry vs. Tennessee, 01/03/21 |
| 160 yards, Carlos Hyde @ Jacksonville, 11/03/19 | 150-199 YARDS RUSHING | 157 yards, Khalil Herbert @ Chicago, 09/25/22 |
| 131 yards, Dameon Pierce vs. L.A. Chargers, 10/02/22 | 100 YARDS RUSHING | 143 yards, Josh Jacobs @ Las Vegas, 10/23/22 |
| 131 yards, Dameon Pierce vs. L.A. Chargers, 10/02/22 | 100-149 YARDS RUSHING | 143 yards, Josh Jacobs @ Las Vegas, 10/23/22 |
| 124 yards/115 yards, Arian Foster/Ben Tate vs. Cleveland, 11/06/11 | TWO 100-YARD RUSHERS | 126 yards/104 yards, Nick Chubb/Kareem Hunt @ Cleveland, 11/15/20 |
| * Never Has Happened * | FIVE TOUCHDOWNS RUSHING | * Never Has Happened * |
| * Never Has Happened * | FOUR TOUCHDOWNS RUSHING | 4 tds, Shaun Alexander: (4, 5, 1, 23) @ Seattle, 10/16/05 |
| 3 tds, Ben Tate: (8, 20, 10) vs. New England, 12/01/13 | THREE TOUCHDOWNS RUSHING | 3 tds, Josh Jacobs: (4, 7, 15) @ Las Vegas, 10/23/22 |
| 2 tds, Rex Burkhead: (25, 1) vs. L.A. Chargers, 12/26/21 | TWO TOUCHDOWNS RUSHING | 2 tds, Austin Ekeler: (10, 20) vs. L.A. Chargers, 10/02/22 |
| * Never Has Happened * | TWO PLAYERS WITH TWO TD RUSHING | Derrick Henry: (52, 6)/Ryan Tannehill: (5, 5) vs. Tennessee, 01/03/21 |
| Alfred Blue: (1)/Ryan Fitzpatrick: (4)/Arian Foster: (1) @ Jacksonville, 12/07/14 | THREE PLAYERS WITH ONE TD RUSHING | Nick Chubb: (26)/Baker Mayfield: (5)/Andy Janovich: (1) @ Cleveland, 09/19/21 |
| 160 yards, Carlos Hyde @ Jacksonville, 11/03/19 | 150 YARDS RUSHING | 157 yards, Khalil Herbert @ Chicago, 09/25/22 |
| 31 att., Alfred Blue vs. Tampa Bay, 09/27/15 | 30+ RUSHING ATTEMPTS | 31 att., Jonathan Taylor vs. Indianapolis, 09/11/22 |
| 69 yards, Dameon Pierce @ Denver, 09/18/22 | 50-74 YARD RUSHING | 71 yards, Travis Etienne Jr. @ Jacksonville, 10/09/22 |
| 92 yards, Dameon Pierce @ Las Vegas, 10/23/22 | 75+ YARD RUSHING | 143 yards, Josh Jacobs @ Las Vegas, 10/23/22 |
| 31 att., Alfred Blue vs. Tampa Bay, 09/27/15 | 30-39 RUSHING ATTEMPTS | 31 att., Jonathan Taylor vs. Indianapolis, 09/11/22 |
| * Never Has Happened * | 40+ RUSHING ATTEMPTS | 43 att., Rudi Johnson @ Cincinnati, 11/09/03 |
| * Never Has Happened * | 400 YARDS RUSHING (TEAM) | * Never Has Happened * |
| * Never Has Happened * | 300 YARDS RUSHING (TEAM) | 320 yards, Seattle 42, Houston 10 @ Seattle, 10/16/05 |

THE LAST TIME



| | | |
|---|---|---|
| 216 yards, Houston 26, Jacksonville 3 @ Jacksonville, 11/03/19 | 200 YARDS RUSHING (TEAM) | 281 yards, Chicago 23, Houston 20 @ Chicago, 09/25/22 |
| 216 yards, Houston 26, Jacksonville 3 @ Jacksonville, 11/03/19 | 200-299 YARDS RUSHING (TEAM) | 281 yards, Chicago 23, Houston 20 @ Chicago, 09/25/22 |
| 216 yards, Houston 26, Jacksonville 3 @ Jacksonville, 11/03/19 | 200+ YARDS RUSHING (TEAM) | 281 yards, Chicago 23, Houston 20 @ Chicago, 09/25/22 |
| * Never Has Happened * | 300+ YARDS RUSHING (TEAM) | 320 yards, Seattle 42, Houston 10 @ Seattle, 10/16/05 |
| RECEIVING | | |
| 141 yards/101 yards, Keke Coutee/Chad Hansen vs. Indianapolis, 12/06/20 | TWO 100-YARD RECEIVERS | 114 yards/103 yards, Adam Thielen/Justin Jefferson vs. Minnesota, 10/04/20 |
| 217 yards, Will Fuller V vs. Atlanta, 10/06/19 | 200 YARDS RECEIVING | 223 yards, T.Y. Hilton vs. Indianapolis, 10/09/14 |
| 113 yards, Danny Amendola vs. Tennessee, 01/09/22 | 100 YARDS RECEIVING | 104 yards, Marvin Jones Jr. @ Jacksonville, 10/09/22 |
| * Never Has Happened * | FOUR TOUCHDOWN RECEPTIONS | * Never Has Happened * |
| * Never Has Happened * | FIVE TOUCHDOWN RECEPTIONS | * Never Has Happened * |
| 3 tds, Will Fuller V: (6, 33, 44) vs. Atlanta, 10/06/19 | THREE TOUCHDOWN RECEPTIONS | 3 tds, T.Y. Hilton: (10, 58, 9) vs. Indianapolis, 11/03/13 |
| 2 tds, O.J. Howard: (16, 22) vs. Indianapolis, 09/11/22 | TWO TOUCHDOWN RECEPTIONS | 2 tds, Dawson Knox: (25, 1) @ Buffalo, 10/03/21 |
| Jordan Thomas: (13, 2)/DeAndre Hopkins: (49, 2) vs. Miami, 10/25/18 | TWO PLAYERS WITH TWO TD RECEPTIONS | Jimmy Graham: (1, 18)/Paul Richardson: (20, 7) @ Seattle, 10/29/17 |
| 166 yards, Brandin Cooks vs. Tennessee, 01/03/21 | 150 YARDS RECEIVING | 151 yards, A.J. Brown vs. Tennessee, 01/03/21 |
| 11 , Brandin Cooks vs. Tennessee, 01/03/21 | 10 OR MORE RECEPTIONS | 10 , A.J. Brown vs. Tennessee, 01/03/21 |
| 113 yards, Danny Amendola vs. Tennessee, 01/09/22 | 100-149 YARDS RECEIVING | 104 yards, Marvin Jones Jr. @ Jacksonville, 10/09/22 |
| 166 yards, Brandin Cooks vs. Tennessee, 01/03/21 | 150-199 YARDS RECEIVING | 151 yards, A.J. Brown vs. Tennessee, 01/03/21 |
| 217 yards, Will Fuller V vs. Atlanta, 10/06/19 | 200-299 YARDS RECEIVING | 223 yards, T.Y. Hilton vs. Indianapolis, 10/09/14 |
| * Never Has Happened * | 300+ YARDS RECEIVING | * Never Has Happened * |
| COMBINED YARDS | | |
| 128 yards/324 yards, David Johnson/Deshaun Watson vs. Cincinnati, 12/27/20 | 100-YARD RUSHER AND 300-YARD PASSER | 161 yards/352 yards, Jonathan Taylor/Matt Ryan vs. Indianapolis, 09/11/22 |
| 113 yards/301 yards, Danny Amendola/Davis Mills vs. Tennessee, 01/09/22 | 100-YARD RECEIVER AND 300-YARD PASSER | 120 yards/340 yards, Mike Williams/Justin Herbert vs. L.A. Chargers, 10/02/22 |
| 128 yards/134 yards, David Johnson/Brandin Cooks vs. Cincinnati, 12/27/20 | 100-YARD RUSHER AND 100-YARD RECEIVER | 161 yards/121 yards, Jonathan Taylor/Michael Pittman Jr. vs. Indianapolis, 09/11/22 |
| 128 yards/324 yards/134 yards, David Johnson/Deshaun Watson Brandin Cooks vs. Cincinnati, 12/27/20 | 100-YARD RUSHER, 300-YARD PASSER, 100-YARD RECEIVER | 161 yards/352 yards/121 yards, Jonathan Taylor/Matt Ryan Michael Pittman Jr. vs. Indianapolis, 09/11/22 |
| * Never Has Happened * | 100-YARD RUSHER/TWO 100-YARD RECEIVERS | 130 yards/114/103 yards, Dalvin Cook/Adam Thielen/Justin Jefferson vs. Minnesota, 10/04/20 |
| 141/101 yards/341 yards, Keke Coutee/Chad Hansen/Deshaun Watson vs. Indianapolis, 12/06/20 | TWO 100-YARD RECEIVERS/300-YARD PASSER | 123/101 yards/370 yards, Michael Thomas/Ted Ginn Jr./Drew Brees @ New Orleans, 09/09/19 |
| DEFENSE | | |
| 48 yards, Tavierre Thomas: (1:59) (Shotgun) 10-J.Herbert pass short right intended for 87-J.Cook INTERCEPTED by 37-T.Thomas at LAC 48. 37-T.Thomas for 48 yards, TOUCHDOWN. vs. L.A. Chargers, 12/26/21 | INTERCEPTED PASS RETURNED FOR A TOUCHDOWN | 73 yards, Duron Harmon: (3:39) (No Huddle, Shotgun) 10-D.Mills pass short middle intended for 9-B.Jordan INTERCEPTED by 30-D.Harmon at LV 27. 30-D.Harmon for 73 yards, TOUCHDOWN. @ Las Vegas, 10/23/22 |
| 0 yards, Jadeveon Clowney: (5:30) (Shotgun) 12-A.Luck Aborted. 78-R.Kelly FUMBLES at IND 0, RECOVERED by HST-90-J.Clowney at IND 0. TOUCHDOWN. @ Indianapolis, 09/30/18 | FUMBLE RETURNED FOR A TOUCHDOWN | 0 yards, DaQuan Jones: (10:04) (Shotgun) 3-T.Savage sacked at HST 7 for -8 yards (55-S.Spence). FUMBLES (55-S.Spence) [55-S.Spence], RECOVERED by TEN-90-D.Jones at HST 0. TOUCHDOWN. @ Tennessee, 01/01/17 |
| Jacob Martin: (3:06) (Shotgun) 1-K.Murray left end tackled in End Zone for -2 yards, SAFETY (54-J.Martin). @ Arizona, 10/24/21 | SAFETY SCORED | Khalil Mack: (6:07) (Shotgun) 4-D.Watson sacked in End Zone for -9 yards, SAFETY (52-K.Mack). @ Chicago, 12/13/20 |
| Houston 20, Tennessee 0 vs. Tennessee, 11/28/10 | SHUTOUT | Indianapolis 31, Houston 0 vs. Indianapolis, 12/05/21 |
| * Never Has Happened * | FIVE+ SACK GAME | * Never Has Happened * |
| * Never Has Happened * | SIX+ SACK GAME | * Never Has Happened * |
| * Never Has Happened * | FIVE SACK GAME | * Never Has Happened * |
| 4.0 sk, Connor Barwin @ Jacksonville, 11/27/11 | FOUR SACK GAME | 4.0 sk, Calais Campbell vs. Jacksonville, 09/10/17 |
| 3.0 sk, J.J. Watt vs. N.Y. Giants, 09/23/18 | THREE SACK GAME | 3.0 sk, DeForest Buckner @ Indianapolis, 12/20/20 |
| 2.0 sk, Jerry Hughes @ Chicago, 09/25/22 | TWO SACK GAME | 2.0 sk, Dre'Mont Jones @ Denver, 09/18/22 |

THE LAST TIME



| | | |
|--|---------------------------------|--|
| * Never Has Happened * | TWO INTERCEPTIONS BY TEAMMATES | * Never Has Happened * |
| 2 fr, J.J. Watt @ Arizona, 11/10/13 | TWO OPPONENT FUMBLE RECOVERIES | 2 fr, Desmond Trufant @ Atlanta, 10/04/15 |
| 82 yards, Kamu Grugier-Hill @ Tennessee, 11/21/21 | 70+ YARD INTERCEPTION RETURN | 73t yards, Duron Harmon @ Las Vegas, 10/23/22 |
| 2 ints, Jalen Pitre @ Chicago, 09/25/22 | TWO INTERCEPTIONS | 2 ints, Richard Sherman @ Seattle, 10/29/17 |
| 3 ints, Glover Quin vs. Tennessee, 11/28/10 | THREE INTERCEPTIONS | * Never Has Happened * |
| * Never Has Happened * | FOUR INTERCEPTIONS | * Never Has Happened * |
| 24 yards, N.Y. Giants 34, Houston 10 vs. N.Y. Giants, 10/10/10 | LESS THAN 25 RUSHING YARDS | 24 yards, Houston 20, Tennessee 0 vs. Tennessee, 11/28/10 |
| 44 yards, L.A. Rams 38, Houston 22 vs. L.A. Rams, 10/31/21 | LESS THAN 50 RUSHING YARDS | 47 yards, Miami 17, Houston 9 @ Miami, 11/07/21 |
| 81 yards, L.A. Chargers 34, Houston 24 vs. L.A. Chargers, 10/02/22 | LESS THAN 100 RUSHING YARDS | 92 yards, Chicago 23, Houston 20 @ Chicago, 09/25/22 |
| -5 yards, Houston 23, Las Vegas 14 @ Oakland, 12/03/06 | LESS THAN 50 NET PASSING YARDS | 31 yards, Houston 21, Jacksonville 0 @ Jacksonville, 12/26/04 |
| 57 yards, Indianapolis 31, Houston 0 vs. Indianapolis, 12/05/21 | LESS THAN 100 NET PASSING YARDS | 82 yards, Chicago 23, Houston 20 @ Chicago, 09/25/22 |
| 82 yards, Chicago 23, Houston 20 @ Chicago, 09/25/22 | LESS THAN 150 NET PASSING YARDS | 132 yards, Houston 13, Jacksonville 6 @ Jacksonville, 10/09/22 |
| 119 yards, Houston 20, Jacksonville 3 vs. Jacksonville, 12/30/18 | LESS THAN 150 YARDS NET OFFENSE | 141 yards, Indianapolis 31, Houston 0 vs. Indianapolis, 12/05/21 |
| 119 yards, Houston 20, Jacksonville 3 vs. Jacksonville, 12/30/18 | LESS THAN 200 YARDS NET OFFENSE | 141 yards, Indianapolis 31, Houston 0 vs. Indianapolis, 12/05/21 |
| 296 yards, Houston 30, Jacksonville 16 @ Jacksonville, 12/19/21 | LESS THAN 300 YARDS NET OFFENSE | 248 yards, Houston 13, Jacksonville 6 @ Jacksonville, 10/09/22 |
| 4 to, Miami 17, Houston 9 @ Miami, 11/07/21 | FORCED FOUR TURNOVERS | 4 to, Houston 26, Jacksonville 3 @ Jacksonville, 11/03/19 |
| 5 to, Buffalo 40, Houston 0 @ Buffalo, 10/03/21 | FORCED FIVE+ TURNOVERS | 5 to, Houston 22, Tennessee 13 @ Tennessee, 11/21/21 |
| 1 to, Las Vegas 38, Houston 20 @ Las Vegas, 10/23/22 | AT LEAST ONE TURNOVER | 2 to, Houston 13, Jacksonville 6 @ Jacksonville, 10/09/22 |
| 3 to, Houston 41, L.A. Chargers 29 vs. L.A. Chargers, 12/26/21 | FORCED THREE+ TURNOVERS | 4 to, Miami 17, Houston 9 @ Miami, 11/07/21 |

SPECIAL TEAMS

| | | |
|---|---|--|
| 98 yards, Tremon Smith: 15-M.Wright kicks 63 yards from JAX 35 to HST 2. 24-T.Smith for 98 yards, TOUCHDOWN. JAX-2-R.Jenkins was injured during the play. He is Out. @ Jacksonville, 12/19/21 | KICKOFF RETURNED FOR A TOUCHDOWN | 100 yards, Marqise Lee: 8-N.Novak kicks 65 yards from HST 35 to JAX 0. 11-M.Lee for 100 yards, TOUCHDOWN. PENALTY on JAX-11-M.Lee, Unsportsmanlike Conduct, 15 yards, enforced between downs. vs. Jacksonville, 12/18/16 |
| 67 yards, Will Fuller V: (1:12) 6-B.Kern punts 45 yards to HST 33, Center-48-B.Brinkley. 15-W.Fuller for 67 yards, TOUCHDOWN. (The Punt Hangtime Was 3.65 seconds.) vs. Tennessee, 10/02/16 | PUNT RETURNED FOR A TOUCHDOWN | 82 yards, Tyreek Hill: (7:41) 9-S.Lechler punts 52 yards to KC 18, Center-46-J.Weeks. 10-T.Hill for 82 yards, TOUCHDOWN. vs. Kansas City, 10/08/17 |
| * Never Has Happened * | BLOCKED FIELD GOAL RETURNED FOR A TOUCHDOWN | * Never Has Happened * |
| Alfred Blue: (2:15) 5-T.Way punt is BLOCKED by 28-A.Blue, Center-57-N.Sundberg, RECOVERED by HST-28-A.Blue at WAS 5. 28-A.Blue for 5 yards, TOUCHDOWN. vs. Washington, 09/07/14 | BLOCKED PUNT RETURNED FOR A TOUCHDOWN | * Never Has Happened * |
| 55 yards, Ka'imi Fairbairn: (5:02) 7-K.Fairbairn 55 yard field goal is GOOD, Center-46-J.Weeks, Holder-11-C.Johnston. @ Las Vegas, 10/23/22 | MADE FIELD GOAL OF 50 YARDS OR LONGER | 50 yards, Daniel Carlson: (10:00) 2-D.Carlson 50 yard field goal is GOOD, Center-47-T.Sieg, Holder-6-A.Cole. @ Las Vegas, 10/23/22 |
| 41 yards, Joey Slye: (2:03) 16-J.Slye 41 yard field goal is BLOCKED (36-M.Stewart), Center-46-J.Weeks, Holder-11-C.Johnston. @ Cleveland, 09/19/21 | BLOCKED FIELD GOAL | 27 yards, Stephen Gostkowski: (8:57) 3-S.Gostkowski 27 yard field goal is BLOCKED (20-Ju.Reid), Center-48-B.Brinkley, Holder-6-B.Kern, RECOVERED by HST-28-M.Thomas at HST 21. 28-M.Thomas to HST 21 for no gain (75-J.Douglas). @ Tennessee, 10/18/20 |
| Shane Lechler: (10:41) 9-S.Lechler punt is BLOCKED by 98-D.Moore, Center-46-J.Weeks, ball out of bounds at HST 29. HST-9-S.Lechler was injured during the play. @ N.Y. Giants, 09/21/14 | BLOCKED PUNT | JK Scott: (12:17) 6-J.Scott punt is BLOCKED by 38-B.Howell, Center-43-H.Bradley, RECOVERED by HST-51-D.Cole at GB 32. PENALTY on GB-29-K.Hollman, Illegal Use of Hands, 10 yards, enforced at GB 32. vs. Green Bay, 10/25/20 |

THE LAST TIME



| | | |
|---|---|--|
| Ka'imi Fairbairn: 7-K.Fairbairn extra point is No Good, Wide Left, Center-46-J.Weeks, Holder-11-C.Johnston. @ Tennessee, 11/21/21 | MISSED POINT AFTER TOUCHDOWN ATTEMPT | Jason Myers/Jason Myers: 5-J.Myers extra point is No Good, Hit Right Upright, Center-69-T.Ott, Holder-4-M.Dickson.5-J.Myers extra point is No Good, Wide Left, Center-69-T.Ott, Holder-4-M.Dickson. vs. Seattle, 12/12/21 |
| Kai Forbath [J.J. Watt blocked]: 2-K.Forbath extra point is Blocked (99-J.Watt), Center-57-N.Sundberg, Holder-5-T.Way. vs. Washington, 09/07/14 | POINT AFTER TOUCHDOWN ATTEMPT BLOCKED | Ka'imi Fairbairn [Cody Davis blocked]: 7-K.Fairbairn extra point is Blocked (22-C.Davis), Center-46-J.Weeks, Holder-9-B.Anger. DEFENSIVE TWO-POINT ATTEMPT. 53-M.Smith recovered the blocked kick. ATTEMPT FAILS. @ Jacksonville, 11/03/19 |
| Chris Moore: 7-K.Fairbairn kicks onside 15 yards from HST 35 to 50. RECOVERED by HST-15-C.Moore. vs. L.A. Rams, 10/31/21 | SUCCESSFUL ONSIDE KICK | Pat McAfee: 1-P.McAfee kicks onside 11 yards from IND 35 to IND 46. RECOVERED by IND-1-P.McAfee. vs. Indianapolis, 10/09/14 |
| 5 fg, Ka'imi Fairbairn: (41, 32, 53, 49, 40) @ N.Y. Jets, 12/15/18 | FIVE FIELD GOALS | 5 fg, Harrison Butker: (35, 42, 41, 35, 49) vs. Kansas City, 10/08/17 |
| 6 fg, Randy Bullock: (35, 25, 30, 20, 39, 33) vs. Baltimore, 12/21/14 | SIX FIELD GOALS | 8 fg, Rob Bironas: (52, 25, 21, 30, 28, 43, 29, 29) vs. Tennessee, 10/21/07 |
| 55 yards, Ka'imi Fairbairn: (11:04) 7-K.Fairbairn 35 yard field goal is GOOD, Center-46-J.Weeks, Holder-11-C.Johnston. @ Las Vegas, 10/23/22 | 50-59 YARD FIELD GOAL | 50 yards, Daniel Carlson: (10:00) 2-D.Carlson 50 yard field goal is GOOD, Center-47-T.Sieg, Holder-6-A.Cole. @ Las Vegas, 10/23/22 |
| 4 fg, Ka'imi Fairbairn: (24, 43, 28, 51) vs. Tennessee, 01/03/21 | FOUR FIELD GOALS | 4 fg, Nick Folk: (52, 52, 32, 21) vs. New England, 10/10/21 |
| 61 yards, Ka'imi Fairbairn: (:04) 7-K.Fairbairn 61 yard field goal is GOOD, Center-46-J.Weeks, Holder-11-C.Johnston. vs. Seattle, 12/12/21 | 60+ YARD FIELD GOAL | * Never Has Happened * |
| 3 fg, Ka'imi Fairbairn: (40, 44, 24) @ Denver, 09/18/22 | THREE FIELD GOALS | 3 fg, Cairo Santos: (47, 50, 30) @ Chicago, 09/25/22 |
| 57 yards, Tyler Ervin @ Jacksonville, 11/13/16 | 50-69 YARD PUNT RETURN | 51 yards, Griff Whalen @ Indianapolis, 12/15/13 |
| 87t yards, Keshawn Martin vs. Oakland, 11/17/13 | 70-89 YARD PUNT RETURN | 82t yards, Tyreek Hill vs. Kansas City, 10/08/17 |
| 64 yds, Cameron Johnston @ Denver, 09/18/22 | 60-69 YARD PUNT | 62 yds, Logan Cooke @ Jacksonville, 10/09/22 |
| * Never Has Happened * | 90+ YARD PUNT RETURN | * Never Has Happened * |
| 71 yds, Bryan Anger vs. Carolina, 09/29/19 | 70+ YARD PUNT | 70 yds, Matt Haack vs. Indianapolis, 09/11/22 |
| 50 yards, Keshawn Martin vs. New England, 12/01/13 | 50-69 YARD KICKOFF RETURN | 50 yards, Griff Whalen vs. Indianapolis, 10/08/15 |
| 11 punts, Shane Lechler @ Jacksonville, 12/17/17 | PUNTED 10+ TIMES | 11 punts, Marquette King vs. Oakland, 11/17/13 |
| 84t yards, Jerome Mathis vs. Indianapolis, 09/23/07 | 70-89 YARD KICKOFF RETURN | 71 yards, Fred Jackson @ Buffalo, 11/01/09 |
| 98t yards, Tremon Smith @ Jacksonville, 12/19/21 | 90+ YARD KICKOFF RETURN | 100t yards, Marqise Lee vs. Jacksonville, 12/18/16 |
| TEAM/MISCELLANEOUS | | |
| 592 yards, Houston 592, Atlanta 373 vs. Atlanta, 10/06/19 | 500 TOTAL YARDS OF OFFENSE | 517 yards, Indianapolis 517, Houston 299 vs. Indianapolis, 09/11/22 |
| 404 yards, Houston 404, Las Vegas 400 @ Las Vegas, 10/23/22 | 400 TOTAL YARDS OF OFFENSE | 400 yards, Houston 404, Las Vegas 400 @ Las Vegas, 10/23/22 |
| * Never Has Happened * | TOUCHDOWN ON OFFENSE, DEFENSE AND SPECIAL TEAMS | ST: (7:46) S.Bradford pass short left to B.Quick for 4 yards, TOUCHDOWN.ST: (6:05) S.Bradford pass short right to C.Harkey for 2 yards, TOUCHDOWN.ST: (2:48) S.Bradford pass short left to L.Kendricks for 2 yards, TOUCHDOWN.DEF: (:50) (Shotgun) T.Yates pass short right intended for G.Graham INTERCEPTED by A.Ogletree at SL 2. A.Ogletree for 98 yards, TOUCHDOWN.OFF: G.Zuerlein kicks 70 yards from SL 35 to HST -5. K.Martin to HST 10 for 15 yards (R.McLeod). FUMBLES (R.McLeod), RECOVERED by SL-D.Bates at HST 11. D.Bates for 11 yards, TOUCHDOWN. vs. St. Louis, 10/13/13 |
| Davis Mills: TWO-POINT CONVERSION ATTEMPT. 10-D.Mills pass to 89-D.Amendola is complete. ATTEMPT SUCCEEDS. vs. Tennessee, 01/09/22 | MADE TWO-POINT CONVERSION | Justin Herbert: TWO-POINT CONVERSION ATTEMPT. 10-J.Herbert pass to 87-J.Cook is complete. ATTEMPT SUCCEEDS. vs. L.A. Chargers, 12/26/21 |
| Deshaun Watson: TWO-POINT CONVERSION ATTEMPT. 4-D.Watson pass to 17-C.Hansen is complete. ATTEMPT SUCCEEDS. The Replay Official reviewed the runner broke the plane ruling, and the play was REVERSED. TWO-POINT CONVERSION ATTEMPT. 4-D.Watson pass to 17-C.Hansen is complete. ATTEMPT FAILS. vs. Tennessee, 01/03/21 | FAILED TWO-POINT CONVERSION | Justin Herbert/Justin Jackson: (Pass formation) TWO-POINT CONVERSION ATTEMPT. 10-J.Herbert pass to 27-J.Kelley is incomplete. ATTEMPT FAILS.(Run formation) TWO-POINT CONVERSION ATTEMPT. 22-J.Jackson rushes right end. ATTEMPT FAILS. vs. L.A. Chargers, 12/26/21 |
| Houston 53, Atlanta 32 vs. Atlanta, 10/06/19 | 50 POINTS | * Never Has Happened * |
| Houston 41, L.A. Chargers 29 vs. L.A. Chargers, 12/26/21 | 40 POINTS | Buffalo 40, Houston 0 @ Buffalo, 10/03/21 |

THE LAST TIME



| | | |
|--|--|--|
| Houston 19, Dallas 16 vs. Dallas, 10/07/18 | OVERTIME WIN | Tennessee 42, Houston 36 @ Tennessee, 10/18/20 |
| Tennessee 42, Houston 36 @ Tennessee, 10/18/20 | OVERTIME LOSS | Houston 19, Dallas 16 vs. Dallas, 10/07/18 |
| Indianapolis 20, Houston 20 vs. Indianapolis, 09/11/22 | OVERTIME TIE | Indianapolis 20, Houston 20 vs. Indianapolis, 09/11/22 |
| * Never Has Happened * | 20 FIRST-QUARTER POINTS | Miami 21, Houston 0 @ Miami, 10/25/15 |
| Houston 20, Kansas City 0 @ Kansas City, 10/13/19 | 20 SECOND-QUARTER POINTS | L.A. Chargers 20, Houston 7 vs. L.A. Chargers, 10/02/22 |
| * Never Has Happened * | 20 THIRD-QUARTER POINTS | L.A. Rams 21, Houston 0 @ L.A. Rams, 11/12/17 |
| Houston 24, L.A. Chargers 14 vs. L.A. Chargers, 12/26/21 | 20 FOURTH-QUARTER POINTS | Las Vegas 21, Houston 0 @ Las Vegas, 10/23/22 |
| Houston 20, Tennessee 0 vs. Tennessee, 11/28/10 | SHUTOUT AT HOME | Indianapolis 31, Houston 0 vs. Indianapolis, 12/05/21 |
| Houston 21, Jacksonville 0 @ Jacksonville, 12/26/04 | SHUTOUT ON THE ROAD | Buffalo 40, Houston 0 @ Buffalo, 10/03/21 |
| Houston 19, Dallas 16 vs. Dallas, 10/07/18 | OVERTIME WIN AT HOME | Seattle 23, Houston 20 vs. Seattle, 09/29/13 |
| Houston 37, Indianapolis 34 @ Indianapolis, 09/30/18 | OVERTIME WIN ON THE ROAD | Tennessee 42, Houston 36 @ Tennessee, 10/18/20 |
| 10 pen, Houston 41, L.A. Chargers 29 vs. L.A. Chargers, 12/26/21 | 10 PENALTIES | 13 pen, Denver 16, Houston 9 @ Denver, 09/18/22 |
| 3 td, L.A. Chargers 34, Houston 24 (10:00) D.Pierce right end for 75 yards, TOUCHDOWN. (1:17) (Shotgun) D.Mills pass short left to R.Burkhead for 8 yards, TOUCHDOWN. (10:08) D.Mills pass deep right to B.Cooks for 18 yards, TOUCHDOWN. vs. L.A. Chargers, 10/02/22 | THREE TOTAL TOUCHDOWNS | 3 td, Houston 41, L.A. Chargers 29 (11:20) J.Jackson left end for 17 yards, TOUCHDOWN. (5:54) (No Huddle, Shotgun) J.Jackson right guard for 9 yards, TOUCHDOWN. (:38) (Shotgun) J.Herbert pass short middle to J.Palmer for 3 yards, TOUCHDOWN. vs. L.A. Chargers, 12/26/21 |
| 0 to, Houston 13, Jacksonville 6 @ Jacksonville, 10/09/22 | NO TURNOVERS | 0 to, Las Vegas 38, Houston 20 @ Las Vegas, 10/23/22 |
| 4 td, Houston 37, Jacksonville 21 (6:43) J.McCray reported in as eligible. M.Ingram left tackle for 1 yard, TOUCHDOWN. (2:30) (Shotgun) Ty.Taylor pass short left to D.Johnson for 7 yards, TOUCHDOWN. (:12) (Shotgun) Ty.Taylor pass short middle to D.Amendola for 8 yards, TOUCHDOWN. (3:28) (Shotgun) Direct snap to M.Ingram. P.Lindsay left end for 5 yards, TOUCHDOWN. vs. Jacksonville, 09/12/21 | FOUR TOTAL TOUCHDOWNS | 4 td, L.A. Chargers 34, Houston 24 (12:04) (Shotgun) J.Herbert pass deep middle to G.Everett for 18 yards, TOUCHDOWN. (13:02) (Shotgun) A.Ekeler right guard for 10 yards, TOUCHDOWN. (10:07) A.Ekeler up the middle for 20 yards, TOUCHDOWN. (2:34) J.Herbert pass short right to A.Ekeler for 14 yards, TOUCHDOWN. vs. L.A. Chargers, 10/02/21 |
| 43:17 TOP, Houston 27, Jacksonville 7 @ Jacksonville, 09/16/12 | OVER 40:00 TIME OF POSSESSION (NON-OT) | 41:35 TOP, Indianapolis 31, Houston 0 vs. Indianapolis, 12/05/21 |
| @ Tennessee, 11/21/21 | NO SACKS/NO INTERCEPTIONS ALLOWED | vs. Seattle, 12/12/21 |
| (7, 7, 7, 7 Points), Houston 28, New England 22 vs. New England, 12/01/19 | SCORE TOUCHDOWN IN EACH QUARTER | (7, 7, 7, 10 Points), Indianapolis 31, Houston 0 vs. Indianapolis, 12/05/21 |
| 37 (second half), Houston 53, Atlanta 32 vs. Atlanta, 10/06/19 | 30 ONE-HALF POINTS | 30 (first half), Chicago 36, Houston 7 @ Chicago, 12/13/20 |
| Houston 26, Jacksonville 3 @ Jacksonville, 11/03/19 | WON GAME BY 20+ POINTS | Seattle 33, Houston 13 vs. Seattle, 12/12/21 |

TEXANS HIGHS & LOWS



| TEXANS : BY SEASON | | | (AS OF OCT 26, 2022, 3:15 AM CDT) | | | 2022 : REGULAR SEASON |
|--------------------------------|-------|-------|-----------------------------------|-------|---|---|
| | HIGH | DATE | OPPONENT | LOW | DATE | OPPONENT |
| Points | 24 | 10/2 | vs. L.A. Chargers | 9 | 9/18 | at Denver |
| Points in a Quarter | 10 | 9/11 | vs. Indianapolis | 0 | 9/11 9/18 9/25 10/2 10/9 10/23 | vs. Indianapolis at Denver at Chicago vs. L.A. Chargers at Jacksonville at Las Vegas |
| Points in a Half | 17 | 10/2 | vs. L.A. Chargers | 3 | 9/18 | at Denver |
| Total Touchdowns | 3 | 10/2 | vs. L.A. Chargers | 0 | 9/18 | at Denver |
| Total Plays | 68 | 9/11 | vs. Indianapolis | 53 | 10/2 | vs. L.A. Chargers |
| Total Net Yards | 404 | 10/23 | at Las Vegas | 234 | 9/18 | at Denver |
| Total First Downs | 21 | 10/23 | at Las Vegas | 15 | 9/18 10/9 | at Denver at Jacksonville |
| First Downs Rushing | 9 | 10/23 | at Las Vegas | 2 | 10/2 | vs. L.A. Chargers |
| First Downs Passing | 12 | 9/11 | vs. Indianapolis | 6 | 9/18 10/9 | at Denver at Jacksonville |
| First Down Penalties | 4 | 9/11 | vs. Indianapolis | 0 | 10/23 | at Las Vegas |
| Third Down Efficiency | 60.0% | 10/23 | at Las Vegas | 15.4% | 9/18 | at Denver |
| Average Yards Per Play | 6.5 | 10/2 | vs. L.A. Chargers | 4 | 9/18 | at Denver |
| Total Net Yards Rushing | 131 | 10/2 | vs. L.A. Chargers | 77 | 9/11 | vs. Indianapolis |
| Rushing Attempts | 31 | 10/9 | at Jacksonville | 14 | 10/2 | vs. L.A. Chargers |
| Rushing Average Yards | 9.4 | 10/2 | vs. L.A. Chargers | 2.8 | 9/11 | vs. Indianapolis |
| Rushing Touchdowns | 1 | 9/25 | at Chicago | 0 | 9/11 9/18 10/23 | vs. Indianapolis at Denver at Las Vegas |
| Total Net Yards Passing | 296 | 10/23 | at Las Vegas | 132 | 10/9 | at Jacksonville |
| Passing Attempts | 41 | 10/23 | at Las Vegas | 24 | 10/9 | at Jacksonville |
| Passing Completions | 28 | 10/23 | at Las Vegas | 16 | 10/9 | at Jacksonville |
| Passing Touchdowns | 2 | 9/11 | vs. Indianapolis | 0 | 9/18 10/9 | at Denver at Jacksonville |
| Passing Yards Average | 7.2 | 9/25 | at Chicago | 3.8 | 9/18 | at Denver |
| Passes Thrown for Interception | 2 | 9/25 | at Chicago | 0 | 9/11 9/18 10/9 | vs. Indianapolis at Denver at Jacksonville |
| Times Sacked | 4 | 10/2 | vs. L.A. Chargers | 1 | 9/25 10/9 10/23 | at Chicago at Jacksonville at Las Vegas |
| QB Sacks | 4 | 10/2 | vs. L.A. Chargers | 1 | 9/25 10/9 10/23 | at Chicago at Jacksonville at Las Vegas |
| Sack Yards Lost | 31 | 10/2 | vs. L.A. Chargers | 6 | 10/23 | at Las Vegas |
| Total Punts | 7 | 9/11 | vs. Indianapolis | 1 | 10/23 | at Las Vegas |
| Total Punt Yards | 318 | 9/11 | vs. Indianapolis | 55 | 10/23 | at Las Vegas |
| Punt Gross Average Yards | 55 | 10/23 | at Las Vegas | 45.4 | 9/11 | vs. Indianapolis |
| Punt Net Average Yards | 55 | 10/23 | at Las Vegas | 40.6 | 9/11 | vs. Indianapolis |
| Punt Returns | 2 | 10/2 | vs. L.A. Chargers | 0 | 9/11 | vs. Indianapolis |
| Punt Return Yards | 31 | 9/25 | at Chicago | 0 | 9/11 | vs. Indianapolis |
| Punt Return Yards Average | 31.0 | 9/25 | at Chicago | 0.0 | 9/11 | vs. Indianapolis |
| Kickoff Returns | 4 | 10/23 | at Las Vegas | 0 | 9/11 9/25 | vs. Indianapolis at Chicago |
| Kickoff Return Yards | 78 | 10/23 | at Las Vegas | 0 | 9/11 9/25 | vs. Indianapolis at Chicago |
| Total Penalties | 9 | 10/2 | vs. L.A. Chargers | 3 | 9/25 10/23 | at Chicago at Las Vegas |
| Penalty Yards | 94 | 9/18 | at Denver | 14 | 10/23 | at Las Vegas |
| Total Fumbles | 3 | 9/25 | at Chicago | 0 | 10/9 10/23 | at Jacksonville at Las Vegas |
| Fumbles Lost | 1 | 9/11 | vs. Indianapolis | 0 | 9/18 9/25 10/2 10/9 10/23 | at Denver at Chicago vs. L.A. Chargers at Jacksonville at Las Vegas |
| Time of Possession | 31:47 | 10/9 | at Jacksonville | 27:27 | 9/18 | at Denver |

TEXANS HIGHS & LOWS



| | | | | | | |
|------------|--------|------|------------|--------|--------------|------------------------------|
| Turnovers | 2 | 9/25 | at Chicago | 0 | 9/18 10/9 | at Denver at Jacksonville |
| Attendance | 76,191 | 9/18 | at Denver | 60,018 | 10/9 | at Jacksonville |

OPPONENT HIGHS & LOWS



| OPPONENTS : BY SEASON | | | (AS OF OCT 26, 2022, 3:15 AM CDT) | | | 2022 : REGULAR SEASON | |
|--------------------------------|--------|-------|-----------------------------------|--------|-------------------------------|---|--|
| | HIGH | DATE | OPPONENT | LOW | DATE | OPPONENT | |
| Points | 38 | 10/23 | at Las Vegas | 6 | 10/9 | at Jacksonville | |
| Points in a Quarter | 21 | 10/23 | at Las Vegas | 0 | 9/11 9/18 10/2 10/9 | vs. Indianapolis at Denver vs. L.A. Chargers at Jacksonville | |
| Points in a Half | 28 | 10/23 | at Las Vegas | 0 | 10/9 | at Jacksonville | |
| Total Touchdowns | 5 | 10/23 | at Las Vegas | 0 | 10/9 | at Jacksonville | |
| Total Plays | 90 | 9/11 | vs. Indianapolis | 55 | 10/23 | at Las Vegas | |
| Total Net Yards | 517 | 9/11 | vs. Indianapolis | 350 | 9/18 | at Denver | |
| Total First Downs | 33 | 9/11 | vs. Indianapolis | 17 | 9/25 | at Chicago | |
| First Downs Rushing | 12 | 9/25 | at Chicago | 5 | 9/18 10/2 | at Denver vs. L.A. Chargers | |
| First Downs Passing | 20 | 9/11 | vs. Indianapolis | 5 | 9/25 | at Chicago | |
| First Down Penalties | 4 | 9/18 | at Denver | 0 | 9/25 | at Chicago | |
| Third Down Efficiency | 50.0% | 10/2 | vs. L.A. Chargers | 25.0% | 9/18 | at Denver | |
| Average Yards Per Play | 7.3 | 10/23 | at Las Vegas | 5.4 | 9/18 | at Denver | |
| Total Net Yards Rushing | 281 | 9/25 | at Chicago | 81 | 10/2 | vs. L.A. Chargers | |
| Rushing Attempts | 40 | 9/25 | at Chicago | 26 | 10/9 | at Jacksonville | |
| Rushing Average Yards | 7 | 9/25 | at Chicago | 3 | 10/2 | vs. L.A. Chargers | |
| Rushing Touchdowns | 3 | 10/23 | at Las Vegas | 0 | 9/18 10/9 | at Denver at Jacksonville | |
| Total Net Yards Passing | 340 | 9/11 | vs. Indianapolis | 82 | 9/25 | at Chicago | |
| Passing Attempts | 50 | 9/11 | vs. Indianapolis | 17 | 9/25 | at Chicago | |
| Passing Completions | 32 | 9/11 | vs. Indianapolis | 8 | 9/25 | at Chicago | |
| Passing Touchdowns | 2 | 10/2 | vs. L.A. Chargers | 0 | 9/25 10/9 | at Chicago at Jacksonville | |
| Passing Yards Average | 8.5 | 10/2 | vs. L.A. Chargers | 3.7 | 9/25 | at Chicago | |
| Passes Thrown for Interception | 2 | 9/25 | at Chicago | 0 | 10/2 10/23 | vs. L.A. Chargers at Las Vegas | |
| Times Sacked | 5 | 9/25 | at Chicago | 0 | 10/9 | at Jacksonville | |
| QB Sacks | 5 | 9/25 | at Chicago | 0 | 10/9 | at Jacksonville | |
| Sack Yards Lost | 24 | 9/25 | at Chicago | 0 | 10/9 | at Jacksonville | |
| Total Punts | 5 | 9/18 | at Denver | 2 | 10/23 | at Las Vegas | |
| Total Punt Yards | 214 | 9/18 | at Denver | 93 | 10/23 | at Las Vegas | |
| Punt Gross Average Yards | 53 | 10/9 | at Jacksonville | 42.8 | 9/18 | at Denver | |
| Punt Net Average Yards | 48.7 | 10/9 | at Jacksonville | 33.4 | 9/18 | at Denver | |
| Punt Returns | 5 | 9/11 | vs. Indianapolis | 1 | 10/23 | at Las Vegas | |
| Punt Return Yards | 59 | 9/18 | at Denver | 0 | 10/23 | at Las Vegas | |
| Punt Return Yards Average | 14.8 | 9/18 | at Denver | 0.0 | 10/23 | at Las Vegas | |
| Kickoff Returns | 4 | 10/2 | vs. L.A. Chargers | 0 | 9/11 | vs. Indianapolis | |
| Kickoff Return Yards | 73 | 10/23 | at Las Vegas | 0 | 9/11 | vs. Indianapolis | |
| Total Penalties | 13 | 9/18 | at Denver | 5 | 10/23 | at Las Vegas | |
| Penalty Yards | 100 | 9/18 | at Denver | 32 | 9/25 | at Chicago | |
| Total Fumbles | 5 | 9/11 | vs. Indianapolis | 0 | 9/18 10/9 | at Denver at Jacksonville | |
| Fumbles Lost | 1 | 9/11 | vs. Indianapolis | 0 | 9/18 9/25 10/9 10/23 | at Denver at Chicago at Jacksonville at Las Vegas | |
| Time of Possession | 39:37 | 9/11 | vs. Indianapolis | 28:13 | 10/9 | at Jacksonville | |
| Turnovers | 2 | 9/11 | vs. Indianapolis | 0 | 10/23 | at Las Vegas | |
| Attendance | 76,191 | 9/18 | at Denver | 60,018 | 10/9 | at Jacksonville | |

INDIVIDUAL SINGLE-GAME HIGHS



TEXANS : OFFENSE : BY SEASON

(AS OF OCT 26, 2022, 3:15 AM CDT)

2022 : REGULAR SEASON

| | DATE | OPPONENT | VALUE | WHO |
|-----------------------------|-------|-----------------|-------|-----------------|
| Rushing Yards | 10/2 | L.A. Chargers | 131 | Dameon Pierce |
| Rushing Attempts | 10/9 | at Jacksonville | 26 | Dameon Pierce |
| Rushing Touchdowns | 9/25 | at Chicago | 1 | Dameon Pierce |
| | 10/2 | L.A. Chargers | 1 | Dameon Pierce |
| | 10/9 | at Jacksonville | 1 | Dameon Pierce |
| Longest Touchdown Run | 10/2 | L.A. Chargers | 75 | Dameon Pierce |
| Longest Run from Scrimmage | 10/2 | L.A. Chargers | 75 | Dameon Pierce |
| Passing Yards | 10/23 | at Las Vegas | 302 | Davis Mills |
| Passing Attempts | 10/23 | at Las Vegas | 41 | Davis Mills |
| Passing Completions | 10/23 | at Las Vegas | 28 | Davis Mills |
| Passing Yards per Attempt | 9/25 | at Chicago | 7.7 | Davis Mills |
| Longest Pass Completion | 10/2 | L.A. Chargers | 58 | Davis Mills |
| Passing Touchdowns | 9/11 | Indianapolis | 2 | Davis Mills |
| | 10/2 | L.A. Chargers | 2 | Davis Mills |
| | 10/23 | at Las Vegas | 2 | Davis Mills |
| Longest Touchdown Pass | 10/23 | at Las Vegas | 25 | Davis Mills |
| Most Interceptions Thrown | 9/25 | at Chicago | 2 | Davis Mills |
| | 10/2 | L.A. Chargers | 2 | Davis Mills |
| Times Sacked | 10/2 | L.A. Chargers | 4 | Davis Mills |
| Sacked Yards Lost | 10/2 | L.A. Chargers | 31 | Davis Mills |
| Rating | 9/11 | Indianapolis | 98.9 | Davis Mills |
| Receptions | 9/11 | Indianapolis | 7 | Brandin Cooks |
| | 10/2 | L.A. Chargers | 7 | Brandin Cooks |
| Receiving Yards | 9/11 | Indianapolis | 82 | Brandin Cooks |
| | 10/2 | L.A. Chargers | 82 | Nico Collins |
| Receiving Touchdowns | 9/11 | Indianapolis | 2 | O.J. Howard |
| Longest Reception | 10/2 | L.A. Chargers | 58 | Nico Collins |
| Longest Reception Touchdown | 10/23 | at Las Vegas | 25 | Phillip Dorsett |
| Yards After Catch | 10/23 | at Las Vegas | 54 | Dare Ogunbowale |
| Pass Target | 9/11 | Indianapolis | 12 | Brandin Cooks |

HOUSTON TEXANS RECORD WHEN...



TEXANS 2022 REGULAR SEASON RECORD WHEN...

| CATEGORY | 2022 SEASON W-L-T | ALL-TIME W-L-T | CATEGORY | 2022 SEASON W-L-T | ALL-TIME W-L-T |
|-------------------------------------|----------------------|-------------------|------------------------------|----------------------|-------------------|
| TEXANS AT NRG STADIUM | 0-1-1 | 81-81-1 | TEXANS WEARING BLUE JERSEYS | 0-0 | 56-60 |
| TEXANS ON THE ROAD | 1-3 | 59-105 | TEXANS WEARING WHITE JERSEYS | 0-0 | 63-104 |
| TEXANS ON GRASS | 1-3 | 96-112 | TEXANS WEARING RED JERSEYS | 0-0 | 11-12 |
| TEXANS ON ARTIFICIAL TURF | 0-1-1 | 44-74-1 | TEXANS WEARING ALL-WHITE | 0-0-1 | 9-8-1 |
| TEXANS IN DOMES | 0-0-1 | 8-23-1 | TEXANS WEARING ALL-BLUE | 0-0 | 8-7 |
| TEXANS IN RETRACTABLE ROOF STADIUMS | 0-0-1 | 84-94-1 | TEXANS WEARING ALL-RED | 0-0 | 2-2 |
| TEXANS OUTDOORS | 0-0 | 52-74 | TEXANS WEARING COLOR RUSH | 0-0 | 5-2 |
| NRG STADIUM ROOF OPEN | 0-0 | 25-26 | IN SEPTEMBER | 0-2-1 | 28-41-1 |
| NRG STADIUM ROOF CLOSED | 0-0-1 | 56-56-1 | IN OCTOBER | 1-2 | 37-45 |
| | | | IN NOVEMBER | 0-0 | 35-41 |
| TEXANS SCORE FIRST | 0-0 | 87-57 | IN DECEMBER | 0-0 | 37-52 |
| OPPONENT SCORES FIRST | 1-4-1 | 53-129-1 | IN JANUARY | 0-0 | 3-7 |
| TEXANS SCORE ON FIRST POSSESSION | 0-0 | 51-40 | | | |
| TEXANS SCORE 20 OR MORE POINTS | 0-3-1 | 114-77-1 | ON SUNDAY NIGHT | 0-0 | 5-8 |
| TEXANS SCORE 19 OR LESS POINTS | 1-1 | 26-109 | ON THURSDAY NIGHT | 0-0 | 4-8 |
| TEXANS ALLOW 20 OR MORE | 0-3-1 | 47-167-1 | ON MONDAY NIGHT | 0-0 | 5-9 |
| TEXANS ALLOW 19 OR LESS POINTS | 1-1 | 93-19 | ON SATURDAY | 0-0 | 3-1 |
| | | | | | |
| TEXANS LEAD AFTER 1ST QUARTER | 0-0 | 74-42 | DAY GAMES | 1-4-1 | 125-161-1 |
| TEXANS TRAIL AFTER 1ST QUARTER | 1-3-1 | 31-112-1 | NIGHT GAMES | 0-0 | 15-25 |
| SCORE TIED AFTER 1ST QUARTER | 0-1 | 35-32 | | | |
| TEXANS LEAD AT HALFTIME | 0-1-1 | 96-38-1 | VS. AFC SOUTH OVERALL | 1-0-1 | 55-66-1 |
| TEXANS TRAIL AT HALFTIME | 0-1 | 34-135 | VS. AFC SOUTH AT HOME | 0-0-1 | 31-29-1 |
| SCORE TIED AT HALFTIME | 1-2 | 10-13 | VS. AFC SOUTH ON THE ROAD | 1-0 | 24-37 |
| TEXANS LEAD AFTER 3RD QUARTER | 0-2-1 | 103-27-1 | | | |
| TEXANS TRAIL AFTER 3RD QUARTER | 0-1 | 24-144 | VS. AFC | 1-3-1 | 109-135-1 |
| SCORE TIED AFTER 3RD QUARTER | 1-1 | 13-15 | VS. AFC NORTH | 0-0 | 17-24 |
| GAME GOES TO OVERTIME | 0-0-1 | 7-10-1 | VS. AFC EAST | 0-0 | 19-22 |
| | | | VS. AFC WEST | 0-3 | 18-23 |
| TEXANS HAVE + TURNOVER RATIO | 1-1-1 | 86-26-1 | | | |
| TEXANS HAVE - TURNOVER RATIO | 0-2 | 25-115 | VS. NFC | 0-1 | 31-51 |
| TURNOVER RATIO EVEN | 0-1 | 29-45 | VS. NFC EAST | 0-0 | 6-14 |
| | | | VS. NFC SOUTH | 0-0 | 11-10 |
| TEXANS HAVE 30:00+TOP | 1-0-1 | 104-58-1 | VS. NFC NORTH | 0-1 | 9-12 |
| TEXANS HAVE LESS THAN 30:00 TOP | 0-4 | 36-128 | VS. NFC WEST | 0-0 | 5-15 |
| | | | | | |
| TEXANS HAVE 100-YARD RUSHER | 0-1 | 48-27 | | | |
| TEXANS HAVE 300 NET PASSING YARDS | 0-0 | 19-31 | | | |
| TEXANS HAVE 1 100-YARD RECEIVER | 0-0 | 52-55 | | | |
| TEXANS HAVE 2 100-YARD RECEIVERS | 0-0 | 4-9 | | | |
| | | | | | |
| TEXANS WIN COIN TOSS | 0-2-1 | 67-96-1 | | | |
| TEXANS LOSE COIN TOSS | 1-2 | 73-90 | | | |

TEAM SEASON TOTALS



TEXANS (AS OF OCT 26, 2022, 3:15 AM CDT) 2022 : REGULAR SEASON

| TEXANS | | | | | | | | | | | | | | | | | | | | | | | | | | | |
|--------|-----------------|-------------|----|----|----|---------|-------|------|-------------|-----|----|-------|----|-------------|-----|-----|-----|------|----|----|-----|----|-----|---------|--|--|--|
| | | FIRST DOWNS | | | | OFFENSE | | | NET PASSING | | | | | NET RUSHING | | | | | | | PEN | | | FUMBLES | | | |
| DATE | OPPONENT | T | R | P | PN | AT | YDS | AVG | A | C | I | YDS | TD | SK | YDS | AT | YDS | AVG | TD | NO | YD | NO | LST | TOP | | | |
| 9/11 | Indianapolis | 20 | 4 | 12 | 4 | 68 | 299 | 4.40 | 37 | 23 | 0 | 222 | 2 | 3 | 18 | 28 | 77 | 2.80 | 0 | 6 | 40 | 1 | 1 | 30:23 | | | |
| 9/18 | at Denver | 15 | 7 | 6 | 2 | 59 | 234 | 4.00 | 38 | 19 | 0 | 154 | 0 | 3 | 23 | 18 | 80 | 4.40 | 0 | 8 | 94 | 2 | 0 | 27:27 | | | |
| 9/25 | at Chicago | 17 | 6 | 9 | 2 | 57 | 329 | 5.80 | 32 | 20 | 2 | 237 | 1 | 1 | 8 | 24 | 92 | 3.80 | 1 | 3 | 25 | 3 | 0 | 28:38 | | | |
| 10/2 | L.A. Chargers | 16 | 2 | 11 | 3 | 53 | 346 | 6.50 | 35 | 26 | 2 | 215 | 2 | 4 | 31 | 14 | 131 | 9.40 | 1 | 9 | 67 | 1 | 0 | 28:21 | | | |
| 10/9 | at Jacksonville | 15 | 7 | 6 | 2 | 56 | 248 | 4.40 | 24 | 16 | 0 | 132 | 0 | 1 | 8 | 31 | 116 | 3.70 | 1 | 4 | 25 | 0 | 0 | 31:47 | | | |
| 10/23 | at Las Vegas | 21 | 9 | 12 | 0 | 65 | 404 | 6.20 | 41 | 28 | 1 | 296 | 2 | 1 | 6 | 23 | 108 | 4.70 | 0 | 3 | 14 | 0 | 0 | 29:17 | | | |
| 10/30 | Tennessee | -- | -- | -- | -- | -- | -- | -- | -- | -- | -- | -- | -- | -- | -- | -- | -- | -- | -- | -- | -- | -- | -- | -- | | | |
| 11/3 | Philadelphia | -- | -- | -- | -- | -- | -- | -- | -- | -- | -- | -- | -- | -- | -- | -- | -- | -- | -- | -- | -- | -- | -- | -- | | | |
| 11/13 | at N.Y. Giants | -- | -- | -- | -- | -- | -- | -- | -- | -- | -- | -- | -- | -- | -- | -- | -- | -- | -- | -- | -- | -- | -- | -- | | | |
| 11/20 | Washington | -- | -- | -- | -- | -- | -- | -- | -- | -- | -- | -- | -- | -- | -- | -- | -- | -- | -- | -- | -- | -- | -- | -- | | | |
| 11/27 | at Miami | -- | -- | -- | -- | -- | -- | -- | -- | -- | -- | -- | -- | -- | -- | -- | -- | -- | -- | -- | -- | -- | -- | -- | | | |
| 12/4 | Cleveland | -- | -- | -- | -- | -- | -- | -- | -- | -- | -- | -- | -- | -- | -- | -- | -- | -- | -- | -- | -- | -- | -- | -- | | | |
| 12/11 | at Dallas | -- | -- | -- | -- | -- | -- | -- | -- | -- | -- | -- | -- | -- | -- | -- | -- | -- | -- | -- | -- | -- | -- | -- | | | |
| 12/18 | Kansas City | -- | -- | -- | -- | -- | -- | -- | -- | -- | -- | -- | -- | -- | -- | -- | -- | -- | -- | -- | -- | -- | -- | -- | | | |
| 12/24 | at Tennessee | -- | -- | -- | -- | -- | -- | -- | -- | -- | -- | -- | -- | -- | -- | -- | -- | -- | -- | -- | -- | -- | -- | -- | | | |
| 1/1 | Jacksonville | -- | -- | -- | -- | -- | -- | -- | -- | -- | -- | -- | -- | -- | -- | -- | -- | -- | -- | -- | -- | -- | -- | -- | | | |
| 1/8 | at Indianapolis | -- | -- | -- | -- | -- | -- | -- | -- | -- | -- | -- | -- | -- | -- | -- | -- | -- | -- | -- | -- | -- | -- | -- | | | |
| | 2022 TOTALS | 104 | 35 | 56 | 13 | 358 | 1,860 | 5.20 | 207 | 132 | 5 | 1,256 | 7 | 13 | 94 | 138 | 604 | 4.17 | 3 | 33 | 265 | 7 | 1 | -- | | | |

OPPONENT SEASON TOTALS



| OPPONENT | | (AS OF OCT 26, 2022, 3:15 AM CDT) | | | | | | | | | | | | | | | | | | 2022 : REGULAR SEASON | | | | | |
|----------|-----------------|-----------------------------------|----|----|----|---------|-------|------|-------------|-----|----|-------|----|----|-----|-------------|-----|------|-----|-----------------------|---------|----|-----|-------|--|
| OPPONENT | | FIRST DOWNS | | | | OFFENSE | | | NET PASSING | | | | | | | NET RUSHING | | | PEN | | FUMBLES | | | | |
| DATE | OPPONENT | T | R | P | PN | AT | YDS | AVG | A | C | I | YDS | TD | SK | YDS | AT | YDS | AVG | TD | NO | YD | NO | LST | TOP | |
| 9/11 | Indianapolis | 33 | 11 | 20 | 2 | 90 | 517 | 5.70 | 50 | 32 | 1 | 340 | 1 | 2 | 12 | 38 | 177 | 4.70 | 1 | 7 | 89 | 5 | 1 | 39:37 | |
| 9/18 | at Denver | 20 | 5 | 11 | 4 | 65 | 350 | 5.40 | 31 | 14 | 1 | 201 | 1 | 3 | 18 | 31 | 149 | 4.80 | 0 | 13 | 100 | 0 | 0 | 32:33 | |
| 9/25 | at Chicago | 17 | 12 | 5 | 0 | 62 | 363 | 5.90 | 17 | 8 | 2 | 82 | 0 | 5 | 24 | 40 | 281 | 7.00 | 2 | 6 | 32 | 2 | 0 | 31:22 | |
| 10/2 | L.A. Chargers | 22 | 5 | 15 | 2 | 67 | 419 | 6.30 | 39 | 27 | 0 | 338 | 2 | 1 | 2 | 27 | 81 | 3.00 | 2 | 6 | 61 | 2 | 1 | 31:39 | |
| 10/9 | at Jacksonville | 22 | 6 | 15 | 1 | 73 | 422 | 5.80 | 47 | 25 | 2 | 286 | 0 | 0 | 0 | 26 | 136 | 5.20 | 0 | 6 | 48 | 0 | 0 | 28:13 | |
| 10/23 | at Las Vegas | 25 | 11 | 13 | 1 | 55 | 400 | 7.30 | 27 | 21 | 0 | 236 | 1 | 1 | 5 | 27 | 164 | 6.10 | 3 | 5 | 44 | 2 | 0 | 30:43 | |
| 10/30 | Tennessee | -- | -- | -- | -- | -- | -- | -- | -- | -- | -- | -- | -- | -- | -- | -- | -- | -- | -- | -- | -- | -- | -- | -- | |
| 11/3 | Philadelphia | -- | -- | -- | -- | -- | -- | -- | -- | -- | -- | -- | -- | -- | -- | -- | -- | -- | -- | -- | -- | -- | -- | -- | |
| 11/13 | at N.Y. Giants | -- | -- | -- | -- | -- | -- | -- | -- | -- | -- | -- | -- | -- | -- | -- | -- | -- | -- | -- | -- | -- | -- | -- | |
| 11/20 | Washington | -- | -- | -- | -- | -- | -- | -- | -- | -- | -- | -- | -- | -- | -- | -- | -- | -- | -- | -- | -- | -- | -- | -- | |
| 11/27 | at Miami | -- | -- | -- | -- | -- | -- | -- | -- | -- | -- | -- | -- | -- | -- | -- | -- | -- | -- | -- | -- | -- | -- | -- | |
| 12/4 | Cleveland | -- | -- | -- | -- | -- | -- | -- | -- | -- | -- | -- | -- | -- | -- | -- | -- | -- | -- | -- | -- | -- | -- | -- | |
| 12/11 | at Dallas | -- | -- | -- | -- | -- | -- | -- | -- | -- | -- | -- | -- | -- | -- | -- | -- | -- | -- | -- | -- | -- | -- | -- | |
| 12/18 | Kansas City | -- | -- | -- | -- | -- | -- | -- | -- | -- | -- | -- | -- | -- | -- | -- | -- | -- | -- | -- | -- | -- | -- | -- | |
| 12/24 | at Tennessee | -- | -- | -- | -- | -- | -- | -- | -- | -- | -- | -- | -- | -- | -- | -- | -- | -- | -- | -- | -- | -- | -- | -- | |
| 1/1 | Jacksonville | -- | -- | -- | -- | -- | -- | -- | -- | -- | -- | -- | -- | -- | -- | -- | -- | -- | -- | -- | -- | -- | -- | -- | |
| 1/8 | at Indianapolis | -- | -- | -- | -- | -- | -- | -- | -- | -- | -- | -- | -- | -- | -- | -- | -- | -- | -- | -- | -- | -- | -- | -- | |
| | 2022 TOTALS | 139 | 50 | 79 | 10 | 412 | 2,471 | 6.00 | 211 | 127 | 6 | 1,483 | 5 | 12 | 61 | 189 | 988 | 4.83 | 8 | 43 | 374 | 11 | 2 | -- | |

QUARTER-BY-QUARTER SCORING



(AS OF OCT 26, 2022, 3:15 AM CDT)

2022 : REGULAR SEASON

| DATE | OPPONENT | W/L/T | TEXANS | | | | | | OPPONENTS | | | | | | POINT DIFF | OVERALL RECORD |
|-------------|-----------------|-------|--------|-----|-----|-----|-----|-------|-----------|-----|-----|-----|-----|-------|---------------|-------------------|
| | | | 1ST | 2ND | 3RD | 4TH | OT | TOTAL | 1ST | 2ND | 3RD | 4TH | OT | TOTAL | | |
| 9/11 | Indianapolis | T | 0 | 10 | 10 | 0 | 0 | 20 | 3 | 0 | 0 | 17 | 0 | 20 | 0 | 0-0-1 |
| 9/18 | at Denver | L | 3 | 3 | 3 | 0 | -- | 9 | 3 | 3 | 0 | 10 | -- | 16 | -7 | 0-1-1 |
| 9/25 | at Chicago | L | 7 | 7 | 6 | 0 | -- | 20 | 10 | 3 | 7 | 3 | -- | 23 | -3 | 0-2-1 |
| 10/2 | L.A. Chargers | L | 0 | 7 | 7 | 10 | -- | 24 | 7 | 20 | 0 | 7 | -- | 34 | -10 | 0-3-1 |
| 10/9 | at Jacksonville | W | 0 | 6 | 0 | 7 | -- | 13 | 3 | 3 | 0 | 0 | -- | 6 | +7 | 1-3-1 |
| 10/23 | at Las Vegas | L | 0 | 10 | 10 | 0 | -- | 20 | 3 | 7 | 7 | 21 | -- | 38 | -18 | 1-4-1 |
| 10/30 | Tennessee | -- | -- | -- | -- | -- | -- | -- | -- | -- | -- | -- | -- | -- | -- | -- |
| 11/3 | Philadelphia | -- | -- | -- | -- | -- | -- | -- | -- | -- | -- | -- | -- | -- | -- | -- |
| 11/13 | at N.Y. Giants | -- | -- | -- | -- | -- | -- | -- | -- | -- | -- | -- | -- | -- | -- | -- |
| 11/20 | Washington | -- | -- | -- | -- | -- | -- | -- | -- | -- | -- | -- | -- | -- | -- | -- |
| 11/27 | at Miami | -- | -- | -- | -- | -- | -- | -- | -- | -- | -- | -- | -- | -- | -- | -- |
| 12/4 | Cleveland | -- | -- | -- | -- | -- | -- | -- | -- | -- | -- | -- | -- | -- | -- | -- |
| 12/11 | at Dallas | -- | -- | -- | -- | -- | -- | -- | -- | -- | -- | -- | -- | -- | -- | -- |
| 12/18 | Kansas City | -- | -- | -- | -- | -- | -- | -- | -- | -- | -- | -- | -- | -- | -- | -- |
| 12/24 | at Tennessee | -- | -- | -- | -- | -- | -- | -- | -- | -- | -- | -- | -- | -- | -- | -- |
| 1/1 | Jacksonville | -- | -- | -- | -- | -- | -- | -- | -- | -- | -- | -- | -- | -- | -- | -- |
| 1/8 | at Indianapolis | -- | -- | -- | -- | -- | -- | -- | -- | -- | -- | -- | -- | -- | -- | -- |
| 2022 TOTALS | | 1-4-1 | 10 | 43 | 36 | 17 | 0 | 106 | 29 | 36 | 14 | 58 | 0 | 137 | -31 | 1-4-1 |
| AVG/GAME | | | 1.7 | 7.2 | 6.0 | 2.8 | 0.0 | 17.7 | 4.8 | 6.0 | 2.3 | 9.7 | 0.0 | 22.8 | -5.2 | |

REDZONE POSSESSIONS



2022 REGULAR SEASON

| DATE | OPPONENT | INSIDE THE 20 | | GOAL TO GO SITUATIONS | |
|-------|-----------------|--|--|---------------------------------------|--|
| | | OFFENSE | DEFENSE | OFFENSE | DEFENSE |
| 09/11 | Indianapolis | TD - Pass | Downs FG - 27 yards TD - Run TD - Pass Missed FG | NONE | Lost on Downs FG - 27 yards TD - Run |
| 09/18 | at Denver | FG - 24 yards | FG - 20 yards FG - 24 yards | FG - 24 yards | FG - 20 yards FG - 24 yards |
| 09/25 | at Chicago | TD - Pass Interception TD - Run FG - 23 yards | TD - Run TD - Run FG - 30 yards | TD - Pass Interception TD - Run | TD - Run |
| 10/02 | L.A. Chargers | TD - Pass TD - Pass FG - 40 yards | TD - Pass TD - Run FG - 23 yards FG - 37 yards TD - Pass | TD - Pass | FG - 23 yards |
| 10/09 | at Jacksonville | TD - Run | FG - 26 yards FG - 45 yards Interception | TD - Run | FG - 26 yards |
| 10/23 | at Las Vegas | TD - Pass FG - 35 yards Downs | TD - Run TD - Run TD - Run | NONE | TD - Run TD - Run |
| 10/30 | Tennessee | -- | -- | -- | -- |
| 11/03 | Philadelphia | -- | -- | -- | -- |
| 11/13 | at N.Y. Giants | -- | -- | -- | -- |
| 11/20 | Washington | -- | -- | -- | -- |
| 11/27 | at Miami | -- | -- | -- | -- |
| 12/04 | Cleveland | -- | -- | -- | -- |
| 12/11 | at Dallas | -- | -- | -- | -- |
| 12/18 | Kansas City | -- | -- | -- | -- |
| 12/24 | at Tennessee | -- | -- | -- | -- |
| 01/01 | Jacksonville | -- | -- | -- | -- |
| 01/08 | at Indianapolis | -- | -- | -- | -- |

| OFFENSE DEFENSE | | | OFFENSE DEFENSE | | |
|---------------------|------|------|--------------------------|------|------|
| Inside the 20 | 13 | 21 | Goal-To-Go Situations | 6 | 10 |
| Scores | 11 | 18 | Scores | 5 | 9 |
| Touchdowns | 7 | 10 | Touchdowns | 4 | 4 |
| Field Goals | 4 | 8 | Field Goals | 1 | 5 |
| Total Points in 20 | 61 | 94 | Total Points | 31 | 43 |
| Fumbles | 0 | 0 | Fumbles | 0 | 0 |
| Interceptions | 1 | 1 | Interceptions | 1 | 0 |
| Missed Field Goals | 0 | 1 | Missed Field Goals (G2G) | 0 | 0 |
| Lost on Downs | 1 | 1 | Lost on Downs | 0 | 1 |
| End of Half/Game | 0 | 0 | End of Half/Game | 0 | 0 |
| TDs Outside | 3 | 3 | Goal-to-Go Percentage | 66.7 | 40.0 |
| Red-Zone Percentage | 53.8 | 47.6 | | | |



| TEXANS | | | (AS OF OCT 26, 2022, 3:15 AM CDT) | | | | | | | | | | | | | | 2022 : REGULAR SEASON | | | | | | | |
|--------|-----------------|-------------|-----------------------------------|----|-----|------|-------|----|-----|-----|-------|------|-----|-----|-----|------|-----------------------|----|-----|------|--------|----------|--|--|
| TEXANS | | | | | | | | | | | | | | | | | | | | | | | | |
| DATE | OPPONENT | STARTING QB | POSS | TD | PAT | 2-PT | M-2PT | FG | FGA | MFG | BK-FG | PUNT | INT | FUM | SAF | DWNS | HFG | M | PTS | TD% | SCORE% | PTS/POSS | | |
| 9/11 | Indianapolis | D. Mills | 14 | 2 | 2 | 0 | 0 | 2 | 2 | 0 | 0 | 7 | 0 | 1 | 0 | 0 | 2 | 0 | 20 | 14.3 | 28.6 | 1.43 | | |
| 9/18 | at Denver | D. Mills | 11 | 0 | 0 | 0 | 0 | 3 | 3 | 0 | 0 | 5 | 0 | 0 | 0 | 2 | 1 | 0 | 9 | 0.0 | 27.3 | 0.82 | | |
| 9/25 | at Chicago | D. Mills | 11 | 2 | 2 | 0 | 0 | 2 | 2 | 0 | 0 | 5 | 2 | 0 | 0 | 0 | 0 | 0 | 20 | 18.2 | 36.4 | 1.82 | | |
| 10/2 | L.A. Chargers | D. Mills | 12 | 3 | 3 | 0 | 0 | 1 | 2 | 1 | 0 | 3 | 2 | 0 | 0 | 1 | 0 | 1 | 24 | 25.0 | 33.3 | 2.00 | | |
| 10/9 | at Jacksonville | D. Mills | 10 | 1 | 1 | 0 | 0 | 2 | 2 | 0 | 0 | 6 | 0 | 0 | 0 | 0 | 1 | 0 | 13 | 10.0 | 30.0 | 1.30 | | |
| 10/23 | at Las Vegas | D. Mills | 9 | 2 | 2 | 0 | 0 | 2 | 3 | 1 | 0 | 1 | 1 | 0 | 0 | 1 | 1 | 0 | 20 | 22.2 | 44.4 | 2.22 | | |
| 10/30 | Tennessee | -- | -- | -- | -- | -- | -- | -- | -- | -- | -- | -- | -- | -- | -- | -- | -- | -- | -- | -- | -- | -- | | |
| 11/3 | Philadelphia | -- | -- | -- | -- | -- | -- | -- | -- | -- | -- | -- | -- | -- | -- | -- | -- | -- | -- | -- | -- | -- | | |
| 11/13 | at N.Y. Giants | -- | -- | -- | -- | -- | -- | -- | -- | -- | -- | -- | -- | -- | -- | -- | -- | -- | -- | -- | -- | -- | | |
| 11/20 | Washington | -- | -- | -- | -- | -- | -- | -- | -- | -- | -- | -- | -- | -- | -- | -- | -- | -- | -- | -- | -- | -- | | |
| 11/27 | at Miami | -- | -- | -- | -- | -- | -- | -- | -- | -- | -- | -- | -- | -- | -- | -- | -- | -- | -- | -- | -- | -- | | |
| 12/4 | Cleveland | -- | -- | -- | -- | -- | -- | -- | -- | -- | -- | -- | -- | -- | -- | -- | -- | -- | -- | -- | -- | -- | | |
| 12/11 | at Dallas | -- | -- | -- | -- | -- | -- | -- | -- | -- | -- | -- | -- | -- | -- | -- | -- | -- | -- | -- | -- | -- | | |
| 12/18 | Kansas City | -- | -- | -- | -- | -- | -- | -- | -- | -- | -- | -- | -- | -- | -- | -- | -- | -- | -- | -- | -- | -- | | |
| 12/24 | at Tennessee | -- | -- | -- | -- | -- | -- | -- | -- | -- | -- | -- | -- | -- | -- | -- | -- | -- | -- | -- | -- | -- | | |
| 1/1 | Jacksonville | -- | -- | -- | -- | -- | -- | -- | -- | -- | -- | -- | -- | -- | -- | -- | -- | -- | -- | -- | -- | -- | | |
| 1/8 | at Indianapolis | -- | -- | -- | -- | -- | -- | -- | -- | -- | -- | -- | -- | -- | -- | -- | -- | -- | -- | -- | -- | -- | | |
| | 2022 TOTALS | | 67 | 10 | 10 | 0 | 0 | 12 | 14 | 2 | 0 | 27 | 5 | 1 | 0 | 4 | 5 | 1 | 106 | 14.9 | 32.8 | 1.58 | | |

OPPONENT DRIVE ENGINEERING



| OPPONENT | | (AS OF OCT 26, 2022, 3:15 AM CDT) | | | | | | | | | | | | | | 2022 : REGULAR SEASON | | | | | | | |
|-----------|-----------------|-----------------------------------|------|----|-----|------|-------|----|-----|-----|-------|------|-----|-----|-----|-----------------------|-----|----|-----|------|--------|----------|--|
| OPPONENTS | | | | | | | | | | | | | | | | | | | | | | | |
| DATE | OPPONENT | STARTING QB | POSS | TD | PAT | 2-PT | M-2PT | FG | FGA | MFG | BK-FG | PUNT | INT | FUM | SAF | DWNS | HFG | M | PTS | TD% | SCORE% | PTS/POSS | |
| 9/11 | Indianapolis | M. Ryan | 13 | 2 | 2 | 0 | 0 | 2 | 3 | 1 | 0 | 4 | 1 | 1 | 0 | 1 | 0 | 1 | 20 | 15.4 | 30.8 | 1.54 | |
| 9/18 | at Denver | R. Wilson | 11 | 1 | 1 | 0 | 0 | 3 | 3 | 0 | 0 | 5 | 1 | 0 | 0 | 0 | 0 | 1 | 16 | 9.1 | 36.4 | 1.45 | |
| 9/25 | at Chicago | J. Fields | 12 | 2 | 2 | 0 | 0 | 3 | 3 | 0 | 0 | 4 | 2 | 0 | 0 | 0 | 1 | 0 | 23 | 16.7 | 41.7 | 1.92 | |
| 10/2 | L.A. Chargers | J. Herbert | 12 | 4 | 4 | 0 | 0 | 2 | 2 | 0 | 0 | 4 | 0 | 1 | 0 | 1 | 0 | 0 | 34 | 33.3 | 50.0 | 2.83 | |
| 10/9 | at Jacksonville | T. Lawrence | 10 | 0 | 0 | 0 | 0 | 2 | 2 | 0 | 0 | 3 | 2 | 0 | 0 | 3 | 0 | 0 | 6 | 0.0 | 20.0 | 0.60 | |
| 10/23 | at Las Vegas | D. Carr | 8 | 4 | 5 | 0 | 0 | 1 | 1 | 0 | 0 | 2 | 0 | 0 | 0 | 0 | 0 | 1 | 31 | 50.0 | 62.5 | 3.88 | |
| 10/30 | Tennessee | -- | -- | -- | -- | -- | -- | -- | -- | -- | -- | -- | -- | -- | -- | -- | -- | -- | -- | -- | -- | -- | |
| 11/3 | Philadelphia | -- | -- | -- | -- | -- | -- | -- | -- | -- | -- | -- | -- | -- | -- | -- | -- | -- | -- | -- | -- | -- | |
| 11/13 | at N.Y. Giants | -- | -- | -- | -- | -- | -- | -- | -- | -- | -- | -- | -- | -- | -- | -- | -- | -- | -- | -- | -- | -- | |
| 11/20 | Washington | -- | -- | -- | -- | -- | -- | -- | -- | -- | -- | -- | -- | -- | -- | -- | -- | -- | -- | -- | -- | -- | |
| 11/27 | at Miami | -- | -- | -- | -- | -- | -- | -- | -- | -- | -- | -- | -- | -- | -- | -- | -- | -- | -- | -- | -- | -- | |
| 12/4 | Cleveland | -- | -- | -- | -- | -- | -- | -- | -- | -- | -- | -- | -- | -- | -- | -- | -- | -- | -- | -- | -- | -- | |
| 12/11 | at Dallas | -- | -- | -- | -- | -- | -- | -- | -- | -- | -- | -- | -- | -- | -- | -- | -- | -- | -- | -- | -- | -- | |
| 12/18 | Kansas City | -- | -- | -- | -- | -- | -- | -- | -- | -- | -- | -- | -- | -- | -- | -- | -- | -- | -- | -- | -- | -- | |
| 12/24 | at Tennessee | -- | -- | -- | -- | -- | -- | -- | -- | -- | -- | -- | -- | -- | -- | -- | -- | -- | -- | -- | -- | -- | |
| 1/1 | Jacksonville | -- | -- | -- | -- | -- | -- | -- | -- | -- | -- | -- | -- | -- | -- | -- | -- | -- | -- | -- | -- | -- | |
| 1/8 | at Indianapolis | -- | -- | -- | -- | -- | -- | -- | -- | -- | -- | -- | -- | -- | -- | -- | -- | -- | -- | -- | -- | -- | |
| | 2022 TOTALS | | 66 | 13 | 14 | 0 | 0 | 13 | 14 | 1 | 0 | 22 | 6 | 2 | 0 | 5 | 1 | 3 | 130 | 19.7 | 39.4 | 1.97 | |



| TEXANS | | (AS OF OCT 26, 2022, 3:15 AM CDT) | | | | | | | | | | 2022 : REGULAR SEASON | |
|-------------|-----------------|-----------------------------------|-------|-------|-------|-------|-------|-------|------|-------|-------|-----------------------|-------|
| DATE | OPPONENT | 1 | 2 | 3 | 4 | 5 | 6 | 7 | 8 | 9 | 10 | 10+ | TOTAL |
| 9/11 | Indianapolis | 0-1 | 3-4 | 1-2 | 0-0 | 1-2 | 0-1 | 0-0 | 0-3 | 0-0 | 0-1 | 0-1 | 5-15 |
| 9/18 | at Denver | 1-2 | 0-1 | 0-0 | 1-1 | 0-2 | 0-2 | 0-1 | 0-0 | 0-0 | 0-1 | 0-3 | 2-13 |
| 9/25 | at Chicago | 0-4 | 0-0 | 0-0 | 0-1 | 0-0 | 0-1 | 2-2 | 0-1 | 0-0 | 1-1 | 0-2 | 3-12 |
| 10/2 | L.A. Chargers | 0-0 | 0-0 | 1-1 | 0-0 | 1-4 | 1-1 | 1-1 | 0-0 | 0-0 | 0-2 | 0-3 | 4-12 |
| 10/9 | at Jacksonville | 1-1 | 1-2 | 0-0 | 0-1 | 1-2 | 1-2 | 0-1 | 0-1 | 0-1 | 1-1 | 0-1 | 5-13 |
| 10/23 | at Las Vegas | 3-4 | 1-2 | 1-1 | 1-1 | 0-0 | 0-1 | 1-1 | 0-0 | 2-5 | 0-0 | 0-0 | 9-15 |
| 10/30 | Tennessee | -- | -- | -- | -- | -- | -- | -- | -- | -- | -- | -- | -- |
| 11/3 | Philadelphia | -- | -- | -- | -- | -- | -- | -- | -- | -- | -- | -- | -- |
| 11/13 | at N.Y. Giants | -- | -- | -- | -- | -- | -- | -- | -- | -- | -- | -- | -- |
| 11/20 | Washington | -- | -- | -- | -- | -- | -- | -- | -- | -- | -- | -- | -- |
| 11/27 | at Miami | -- | -- | -- | -- | -- | -- | -- | -- | -- | -- | -- | -- |
| 12/4 | Cleveland | -- | -- | -- | -- | -- | -- | -- | -- | -- | -- | -- | -- |
| 12/11 | at Dallas | -- | -- | -- | -- | -- | -- | -- | -- | -- | -- | -- | -- |
| 12/18 | Kansas City | -- | -- | -- | -- | -- | -- | -- | -- | -- | -- | -- | -- |
| 12/24 | at Tennessee | -- | -- | -- | -- | -- | -- | -- | -- | -- | -- | -- | -- |
| 1/1 | Jacksonville | -- | -- | -- | -- | -- | -- | -- | -- | -- | -- | -- | -- |
| 1/8 | at Indianapolis | -- | -- | -- | -- | -- | -- | -- | -- | -- | -- | -- | -- |
| 2022 TOTALS | | 5-12 | 5-9 | 3-4 | 2-4 | 3-10 | 2-8 | 4-6 | 0-5 | 2-6 | 2-6 | 0-10 | 28-80 |
| PERCENTAGE | | 41.7% | 55.6% | 75.0% | 50.0% | 30.0% | 25.0% | 66.7% | 0.0% | 33.3% | 33.3% | 0.0% | 35.0% |

4TH DOWN AND...



| TEXANS | | (AS OF OCT 26, 2022, 3:15 AM CDT) | | | | | | | | | | 2022 : REGULAR SEASON | |
|-------------|-----------------|-----------------------------------|----|----|----|----|------|----|----|--------|----|-----------------------|-------|
| DATE | OPPONENT | 1 | 2 | 3 | 4 | 5 | 6 | 7 | 8 | 9 | 10 | 10+ | TOTAL |
| 9/11 | Indianapolis | | | | | | | | | | | | |
| 9/18 | at Denver | 1-1 | | | | | | | | | | 0-2 | 1-3 |
| 9/25 | at Chicago | 1-1 | | | | | | | | | | | 1-1 |
| 10/2 | L.A. Chargers | 0-1 | | | | | | | | | | 0-1 | 0-2 |
| 10/9 | at Jacksonville | | | | | | | | | | | | |
| 10/23 | at Las Vegas | | | | | | 0-1 | | | 1-1 | | | 1-2 |
| 10/30 | Tennessee | -- | -- | -- | -- | -- | -- | -- | -- | -- | -- | -- | -- |
| 11/3 | Philadelphia | -- | -- | -- | -- | -- | -- | -- | -- | -- | -- | -- | -- |
| 11/13 | at N.Y. Giants | -- | -- | -- | -- | -- | -- | -- | -- | -- | -- | -- | -- |
| 11/20 | Washington | -- | -- | -- | -- | -- | -- | -- | -- | -- | -- | -- | -- |
| 11/27 | at Miami | -- | -- | -- | -- | -- | -- | -- | -- | -- | -- | -- | -- |
| 12/4 | Cleveland | -- | -- | -- | -- | -- | -- | -- | -- | -- | -- | -- | -- |
| 12/11 | at Dallas | -- | -- | -- | -- | -- | -- | -- | -- | -- | -- | -- | -- |
| 12/18 | Kansas City | -- | -- | -- | -- | -- | -- | -- | -- | -- | -- | -- | -- |
| 12/24 | at Tennessee | -- | -- | -- | -- | -- | -- | -- | -- | -- | -- | -- | -- |
| 1/1 | Jacksonville | -- | -- | -- | -- | -- | -- | -- | -- | -- | -- | -- | -- |
| 1/8 | at Indianapolis | -- | -- | -- | -- | -- | -- | -- | -- | -- | -- | -- | -- |
| 2022 TOTALS | | 2-3 | | | | | 0-1 | | | 1-1 | | 0-3 | 3-8 |
| PERCENTAGE | | 66.7% | | | | | 0.0% | | | 100.0% | | 0.0% | 37.5% |

TAKEAWAY/GIVEAWAY CHART



2022 REGULAR SEASON TAKEAWAY/GIVEAWAY CHART

| DATE | OPPONENT | HOU +/- RATIO | HOU TAKES | POINTS OFF TAKES | HOU GIVES | POINTS OFF GIVES | POINTS OFF TO RATIO |
|--------|-----------------|------------------|------------------|---------------------|------------------|---------------------|------------------------|
| 09/11 | Indianapolis | +1 | 2 (1 FUM, 1 INT) | 14 | 1 (1 FUM, 0 INT) | 7 | +7 |
| 09/18 | at Denver | +1 | 1 (0 FUM, 1 INT) | 3 | 0 (0 FUM, 0 INT) | 0 | +3 |
| 09/25 | at Chicago | 0 | 2 (0 FUM, 2 INT) | 0 | 2 (0 FUM, 2 INT) | 3 | -3 |
| 10/02 | L.A. Chargers | -1 | 1 (1 FUM, 0 INT) | 3 | 2 (0 FUM, 2 INT) | 7 | -4 |
| 10/09 | at Jacksonville | +2 | 2 (0 FUM, 2 INT) | 0 | 0 (0 FUM, 0 INT) | 0 | 0 |
| 10/23 | at Las Vegas | -1 | 0 (0 FUM, 0 INT) | 0 | 1 (0 FUM, 1 INT) | 7 | -7 |
| 10/30 | Tennessee | -- | -- | -- | -- | -- | -- |
| 11/03 | Philadelphia | -- | -- | -- | -- | -- | -- |
| 11/13 | at N.Y. Giants | -- | -- | -- | -- | -- | -- |
| 11/20 | Washington | -- | -- | -- | -- | -- | -- |
| 11/27 | at Miami | -- | -- | -- | -- | -- | -- |
| 12/04 | Cleveland | -- | -- | -- | -- | -- | -- |
| 12/11 | at Dallas | -- | -- | -- | -- | -- | -- |
| 12/18 | Kansas City | -- | -- | -- | -- | -- | -- |
| 12/24 | at Tennessee | -- | -- | -- | -- | -- | -- |
| 01/01 | Jacksonville | -- | -- | -- | -- | -- | -- |
| 01/08 | at Indianapolis | -- | -- | -- | -- | -- | -- |
| TOTALS | | +2 | 8 (2 FUM, 6 INT) | 20 | 6 (1 FUM, 5 INT) | 24 | -4 |

DRIVE CHARTS



2022 REGULAR SEASON

WEEK 1: TEXANS 20, COLTS 20

SEPTEMBER 11, 2022

| TEXANS | | | | | | | | | | | | | COLTS | | | | | | | | | | | | |
|--------|-------|-------|------|--------------|--------|-------|-----|-----|-----|-----|--------|------------|-------|-------|-------|------|----------|--------|-------|-----|-----|-----|-----|--------|--------------|
| # | RECD | LOST | POSS | OBTAINED | BEGAN | PLAYS | YDS | PEN | NET | 1ST | ENDED | GIVEN UP | # | RECD | LOST | POSS | OBTAINED | BEGAN | PLAYS | YDS | PEN | NET | 1ST | ENDED | GIVEN UP |
| 1 | 13:08 | 11:59 | 1:09 | Punt | HOU 22 | 3 | 8 | 0 | 8 | 0 | HOU 30 | Punt | 1 | 15:00 | 13:08 | 1:52 | Kickoff | IND 25 | 3 | 9 | 0 | 9 | 0 | IND 34 | Punt |
| 2 | 05:13 | 03:46 | 1:27 | Kickoff | HOU 25 | 3 | 5 | 0 | 5 | 0 | HOU 30 | Punt | 2 | 11:59 | 05:13 | 6:46 | Punt | IND 26 | 12 | 47 | 0 | 47 | 3 | HOU 27 | Field Goal |
| 3 | 14:10 | 07:50 | 6:20 | Downs | HOU 4 | 14 | 69 | 0 | 69 | 5 | IND 27 | Field Goal | 3 | 03:46 | 14:10 | 4:36 | Punt | IND 30 | 10 | 66 | 0 | 66 | 4 | HOU 2 | Downs |
| 4 | 04:26 | 02:37 | 1:49 | Interception | HOU 42 | 4 | 25 | 33 | 58 | 3 | IND 16 | Touchdown | 4 | 07:50 | 04:26 | 3:24 | Kickoff | IND 25 | 6 | 53 | 0 | 53 | 2 | HOU 22 | Interception |
| 5 | 00:38 | 00:00 | 0:38 | Punt | HOU 14 | 6 | 37 | 0 | 37 | 2 | HOU 43 | End Half | 5 | 02:37 | 00:38 | 1:59 | Kickoff | IND 25 | 8 | 33 | 0 | 33 | 2 | HOU 42 | Punt |
| 6 | 15:00 | 12:17 | 2:43 | Kickoff | HOU 25 | 5 | 50 | 0 | 50 | 1 | IND 25 | Field Goal | 6 | 12:17 | 08:56 | 3:21 | Kickoff | IND 25 | 7 | 18 | 15 | 33 | 3 | HOU 40 | Fumble |
| 7 | 08:56 | 07:16 | 1:40 | Fumble | HOU 42 | 4 | 43 | 15 | 58 | 3 | IND 22 | Touchdown | 7 | 07:16 | 06:16 | 1:00 | Kickoff | IND 25 | 3 | 4 | 0 | 4 | 0 | IND 29 | Punt |
| 8 | 06:16 | 14:46 | 6:30 | Punt | HOU 1 | 12 | 37 | 21 | 58 | 4 | IND 41 | Punt | 8 | 14:46 | 10:44 | 4:02 | Punt | IND 15 | 11 | 81 | -5 | 76 | 5 | HOU 9 | Field Goal |
| 9 | 10:44 | 09:49 | 0:55 | Kickoff | HOU 25 | 2 | -3 | 0 | -3 | 0 | HOU 29 | Fumble | 9 | 09:49 | 07:42 | 2:07 | Fumble | HOU 20 | 4 | 20 | 0 | 20 | 2 | HOU 2 | Touchdown |
| 10 | 07:42 | 04:29 | 3:13 | Kickoff | HOU 25 | 5 | 13 | 0 | 13 | 1 | HOU 38 | Punt | 10 | 04:29 | 01:54 | 2:35 | Punt | IND 20 | 7 | 80 | 0 | 80 | 5 | HOU 15 | Touchdown |
| 11 | 01:54 | 01:16 | 0:38 | Kickoff | HOU 40 | 3 | 4 | 0 | 4 | 0 | HOU 44 | Punt | 11 | 01:16 | 00:11 | 1:05 | Punt | IND 9 | 7 | 35 | 0 | 35 | 2 | IND 44 | Punt |
| 12 | 00:11 | 00:00 | 0:11 | Punt | HOU 19 | 1 | -2 | 0 | -2 | 0 | HOU 19 | End Half | 12 | 08:27 | 01:57 | 6:30 | Punt | IND 31 | 13 | 45 | 0 | 45 | 4 | HOU 24 | Missed FG |
| 13 | 10:00 | 08:27 | 1:33 | Kickoff | HOU 40 | 3 | -11 | -5 | -16 | 0 | HOU 24 | Punt | 13 | 00:20 | 00:00 | 0:20 | Punt | IND 6 | 2 | 21 | 0 | 21 | 1 | IND 7 | End Game |
| 14 | 01:57 | 00:20 | 1:37 | Missed FG | HOU 32 | 5 | 24 | -5 | 19 | 1 | IND 49 | Punt | | | | | | | | | | | | | |

WEEK 2: TEXANS 9, BRONCOS 16

SEPTEMBER 18, 2022

| TEXANS | | | | | | | | | | | | | BRONCOS | | | | | | | | | | | | |
|--------|-------|-------|------|--------------|--------|-------|-----|-----|-----|-----|--------|------------|---------|-------|-------|------|----------|--------|-------|-----|-----|-----|-----|--------|--------------|
| # | RECD | LOST | POSS | OBTAINED | BEGAN | PLAYS | YDS | PEN | NET | 1ST | ENDED | GIVEN UP | # | RECD | LOST | POSS | OBTAINED | BEGAN | PLAYS | YDS | PEN | NET | 1ST | ENDED | GIVEN UP |
| 1 | 15:00 | 13:29 | 1:31 | Kickoff | HOU 25 | 3 | 8 | 0 | 8 | 0 | HOU 33 | Punt | 1 | 13:29 | 10:46 | 2:43 | Punt | DEN 8 | 6 | 34 | 10 | 44 | 2 | HOU 48 | Punt |
| 2 | 10:46 | 07:48 | 2:58 | Punt | HOU 20 | 6 | 16 | 0 | 16 | 1 | HOU 36 | Punt | 2 | 07:48 | 05:30 | 2:18 | Punt | DEN 35 | 8 | 31 | 32 | 63 | 3 | HOU 2 | Field Goal |
| 3 | 05:30 | 02:19 | 3:11 | Kickoff | HOU 24 | 10 | 49 | 5 | 54 | 3 | DEN 22 | Field Goal | 3 | 02:19 | 12:52 | 4:27 | Kickoff | DEN 25 | 8 | 16 | 10 | 26 | 2 | HOU 49 | Punt |
| 4 | 12:52 | 07:20 | 5:32 | Punt | HOU 20 | 10 | 64 | -10 | 54 | 3 | DEN 26 | Field Goal | 4 | 07:20 | 05:38 | 1:42 | Kickoff | DEN 18 | 5 | 14 | 0 | 14 | 1 | DEN 32 | Punt |
| 5 | 05:38 | 04:04 | 1:34 | Punt | HOU 33 | 3 | -1 | -5 | -6 | 0 | HOU 27 | Punt | 5 | 04:04 | 00:20 | 3:44 | Punt | DEN 24 | 9 | 83 | -13 | 70 | 3 | HOU 6 | Field Goal |
| 6 | 00:20 | 00:00 | 0:20 | Kickoff | HOU 25 | 1 | -1 | 0 | -1 | 0 | HOU 25 | End Half | 6 | 15:00 | 13:42 | 1:18 | Kickoff | DEN 25 | 2 | 4 | -10 | -6 | 0 | DEN 19 | Interception |
| 7 | 13:42 | 08:33 | 5:09 | Interception | DEN 45 | 11 | 34 | 5 | 39 | 4 | DEN 6 | Field Goal | 7 | 08:33 | 03:02 | 5:31 | Kickoff | DEN 25 | 8 | 44 | -10 | 34 | 2 | HOU 41 | Punt |
| 8 | 03:02 | 01:33 | 1:29 | Punt | HOU 9 | 3 | 4 | 0 | 4 | 0 | HOU 13 | Punt | 8 | 01:33 | 12:37 | 3:56 | Punt | DEN 38 | 6 | 77 | -15 | 62 | 3 | HOU 22 | Touchdown |
| 9 | 12:37 | 09:48 | 2:49 | Kickoff | HOU 25 | 5 | 25 | 5 | 30 | 2 | DEN 45 | Punt | 9 | 09:48 | 03:36 | 6:12 | Punt | DEN 14 | 12 | 49 | 5 | 54 | 4 | HOU 32 | Field Goal |
| 10 | 03:36 | 01:22 | 2:14 | Kickoff | HOU 25 | 6 | 38 | 0 | 38 | 2 | DEN 37 | Downs | 10 | 01:22 | 00:53 | 0:29 | Downs | DEN 38 | 3 | -1 | -5 | -6 | 0 | DEN 32 | Punt |
| 11 | 00:53 | 00:13 | 0:40 | Punt | HOU 25 | 4 | -1 | 0 | -1 | 0 | HOU 24 | Downs | 11 | 00:13 | 00:00 | 0:13 | Downs | HOU 24 | 1 | -1 | 0 | -1 | 0 | HOU 24 | End Game |

WEEK 3: TEXANS 20, BEARS 23

SEPTEMBER 25, 2022

| TEXANS | | | | | | | | | | | | | BEARS | | | | | | | | | | | | |
|--------|-------|-------|------|--------------|--------|-------|-----|-----|-----|-----|--------|--------------|-------|-------|-------|------|--------------|--------|-------|-----|-----|-----|-----|--------|--------------|
| # | RECD | LOST | POSS | OBTAINED | BEGAN | PLAYS | YDS | PEN | NET | 1ST | ENDED | GIVEN UP | # | RECD | LOST | POSS | OBTAINED | BEGAN | PLAYS | YDS | PEN | NET | 1ST | ENDED | GIVEN UP |
| 1 | 11:22 | 10:01 | 1:21 | Kickoff | HOU 25 | 3 | 6 | 0 | 6 | 0 | HOU 31 | Punt | 1 | 15:00 | 11:22 | 3:38 | Kickoff | CHI 25 | 9 | 45 | 0 | 45 | 2 | HOU 30 | Field Goal |
| 2 | 06:45 | 03:40 | 3:05 | Kickoff | HOU 25 | 7 | 75 | 0 | 75 | 3 | CHI 4 | Touchdown | 2 | 10:01 | 06:45 | 3:16 | Punt | CHI 19 | 6 | 81 | 0 | 81 | 4 | HOU 11 | Touchdown |
| 3 | 02:46 | 00:45 | 2:01 | Interception | CHI 41 | 4 | 34 | 0 | 34 | 2 | CHI 7 | Interception | 3 | 03:40 | 02:46 | 0:54 | Kickoff | CHI 20 | 2 | -1 | 0 | -1 | 0 | CHI 19 | Interception |
| 4 | 13:39 | 11:47 | 1:52 | Punt | HOU 31 | 5 | 8 | 5 | 13 | 1 | HOU 44 | Punt | 4 | 00:45 | 13:39 | 2:06 | Interception | CHI 20 | 3 | 8 | -5 | 3 | 0 | CHI 23 | Punt |
| 5 | 09:39 | 07:32 | 2:07 | Punt | CHI 41 | 4 | 41 | 0 | 41 | 3 | CHI 1 | Touchdown | 5 | 11:47 | 09:39 | 2:08 | Punt | CHI 10 | 3 | 6 | 0 | 6 | 0 | CHI 16 | Punt |
| 6 | 01:48 | 01:04 | 0:44 | Kickoff | HOU 25 | 3 | 9 | 0 | 9 | 0 | HOU 34 | Punt | 6 | 07:32 | 01:48 | 5:44 | Kickoff | CHI 18 | 12 | 50 | 0 | 50 | 3 | HOU 32 | Field Goal |
| 7 | 15:00 | 11:25 | 3:35 | Kickoff | HOU 25 | 7 | 49 | 5 | 54 | 3 | CHI 21 | Field Goal | 7 | 01:04 | 00:00 | 1:04 | Punt | CHI 10 | 5 | 25 | -7 | 18 | 1 | CHI 28 | End Half |
| 8 | 08:25 | 00:54 | 7:31 | Kickoff | HOU 25 | 14 | 70 | 0 | 70 | 4 | CHI 5 | Field Goal | 8 | 11:25 | 08:25 | 3:00 | Kickoff | CHI 25 | 5 | 75 | 0 | 75 | 3 | HOU 1 | Touchdown |
| 9 | 14:49 | 12:38 | 2:11 | Interception | CHI 39 | 3 | -9 | 0 | -9 | 0 | CHI 48 | Punt | 9 | 00:54 | 14:49 | 1:05 | Kickoff | CHI 22 | 3 | 4 | 0 | 4 | 0 | CHI 26 | Interception |
| 10 | 06:39 | 03:05 | 3:34 | Punt | HOU 9 | 6 | 40 | -10 | 30 | 1 | HOU 39 | Punt | 10 | 12:38 | 06:39 | 5:59 | Punt | CHI 8 | 9 | 49 | -5 | 44 | 3 | HOU 48 | Punt |
| 11 | 01:42 | 01:05 | 0:37 | Punt | HOU 17 | 3 | 9 | 0 | 9 | 0 | HOU 26 | Interception | 11 | 03:05 | 01:42 | 1:23 | Punt | CHI 12 | 4 | 20 | 0 | 20 | 1 | CHI 32 | Punt |
| | | | | | | | | | | | | | 12 | 01:05 | 00:00 | 1:05 | Interception | HOU 12 | 4 | 0 | 0 | 0 | 0 | HOU 12 | Field Goal |

WEEK 4: TEXANS 24, CHARGERS 34

OCTOBER 2, 2022

| TEXANS | | | | | | | | | | | | | CHARGERS | | | | | | | | | | | | |
|--------|-------|-------|------|----------|--------|-------|-----|-----|-----|-----|--------|--------------|----------|-------|-------|------|--------------|--------|-------|-----|-----|-----|-----|--------|------------|
| # | RECD | LOST | POSS | OBTAINED | BEGAN | PLAYS | YDS | PEN | NET | 1ST | ENDED | GIVEN UP | # | RECD | LOST | POSS | OBTAINED | BEGAN | PLAYS | YDS | PEN | NET | 1ST | ENDED | GIVEN UP |
| 1 | 15:00 | 13:28 | 1:32 | Kickoff | HOU 25 | 3 | 5 | 0 | 5 | 0 | HOU 30 | Interception | 1 | 13:28 | 12:00 | 1:28 | Interception | HOU 25 | 3 | 20 | 5 | 25 | 1 | HOU 18 | Touchdown |
| 2 | 12:00 | 08:03 | 3:57 | Kickoff | HOU 28 | 5 | 2 | 6 | 8 | 2 | HOU 36 | Punt | 2 | 08:03 | 06:26 | 1:37 | Punt | LAC 27 | 3 | 5 | 0 | 5 | 0 | LAC 32 | Punt |
| 3 | 06:26 | 02:19 | 4:07 | Punt | HOU 30 | 8 | 32 | 10 | 42 | 2 | LAC 28 | Missed FG | 3 | 02:19 | 12:57 | 4:22 | Missed FG | LAC 36 | 9 | 64 | 0 | 64 | 4 | HOU 10 | Touchdown |
| 4 | 12:57 | 11:18 | 1:39 | Kickoff | HOU 25 | 3 | 5 | 0 | 5 | 0 | HOU 30 | Punt | 4 | 11:18 | 10:00 | 1:18 | Punt | LAC 27 | 3 | 73 | 0 | 73 | 2 | HOU 20 | Touchdown |
| 5 | 10:00 | 09:48 | 0:12 | Kickoff | HOU 25 | 1 | 75 | 0 | 75 | 1 | HOU 25 | Touchdown | 5 | 09:48 | 04:35 | 5:13 | Kickoff | LAC 18 | 10 | 77 | 0 | 77 | 4 | HOU 5 | Field Goal |
| 6 | 04:35 | 00:57 | 3:38 | Kickoff | HOU 25 | 7 | 38 | 5 | 43 | 3 | LAC 24 | Downs | 6 | 00:57 | 00:00 | 0:57 | Downs | LAC 32 | 9 | 54 | -5 | 49 | 2 | HOU 19 | Field Goal |
| 7 | 13:27 | 09:55 | 3:32 | Punt | HOU 27 | 6 | 17 | -15 | 2 | 1 | HOU 29 | Punt | 7 | 15:00 | 13:27 | 1:33 | Kickoff | LAC 21 | 3 | 6 | 0 | 6 | 0 | LAC 27 | Punt |
| 8 | 05:42 | 01:12 | 4:30 | Punt | HOU 13 | 8 | 87 | 0 | 87 | 4 | LAC 8 | Touchdown | 8 | 09:55 | 05:42 | 4:13 | Punt | LAC 19 | 7 | 36 | 0 | 36 | 2 | HOU 45 | Punt |
| 9 | 12:55 | 10:02 | 2:53 | Punt | HOU 7 | 5 | 93 | 0 | 93 | 3 | LAC 18 | Touchdown | 9 | 01:12 | 12:55 | 3:17 | Kickoff | LAC 25 | 6 | 10 | 5 | 15 | 2 | LAC 40 | Punt |
| 10 | 09:58 | 08:30 | 1:28 | Fumble | LAC 16 | 4 | -6 | 0 | -6 | 0 | LAC 22 | Field Goal | 10 | 10:02 | 09:58 | 0:04 | Kickoff | | 0 | 0 | 0 | 0 | 0 | | Fumble |
| 11 | 02:28 | 01:51 | 0:37 | Kickoff | HOU 25 | 4 | -6 | 0 | -6 | 0 | HOU 19 | Interception | 11 | 08:30 | 02:28 | 6:02 | Kickoff | LAC 16 | 12 | 79 | 5 | 84 | 5 | HOU 14 | Touchdown |
| 12 | 00:16 | 00:00 | 0:16 | Downs | HOU 32 | 1 | 2 | 0 | 2 | 0 | HOU 32 | End Game | 12 | 01:51 | 00:16 | 1:35 | Interception | HOU 22 | 4 | -5 | -5 | -10 | 0 | HOU 31 | Downs |

DRIVE CHARTS



WEEK 5: TEXANS 13, JAGUARS 6

OCTOBER 9, 2022

| TEXANS | | | | | | | | | | | | | JAGUARS | | | | | | | | | | | | |
|--------|-------|-------|------|--------------|--------|-------|-----|-----|-----|-----|--------|------------|---------|-------|-------|------|----------|--------|-------|-----|-----|-----|-----|--------|--------------|
| # | RECD | LOST | POSS | OBTAINED | BEGAN | PLAYS | YDS | PEN | NET | 1ST | ENDED | GIVEN UP | # | RECD | LOST | POSS | OBTAINED | BEGAN | PLAYS | YDS | PEN | NET | 1ST | ENDED | GIVEN UP |
| 1 | 15:00 | 13:58 | 1:02 | Kickoff | HOU 25 | 3 | 4 | 0 | 4 | 0 | HOU 29 | Punt | 1 | 13:58 | 12:21 | 1:37 | Punt | JAX 20 | 3 | 1 | 0 | 1 | 0 | JAX 21 | Punt |
| 2 | 12:21 | 10:13 | 2:08 | Punt | HOU 31 | 4 | 21 | 0 | 21 | 1 | JAX 48 | Punt | 2 | 10:13 | 07:10 | 3:03 | Punt | JAX 3 | 6 | 54 | 0 | 54 | 2 | HOU 43 | Punt |
| 3 | 07:10 | 05:25 | 1:45 | Punt | HOU 4 | 4 | 22 | 0 | 22 | 1 | HOU 26 | Punt | 3 | 05:25 | 01:22 | 4:03 | Punt | JAX 32 | 11 | 60 | 0 | 60 | 4 | HOU 8 | Field Goal |
| 4 | 01:22 | 12:24 | 3:58 | Kickoff | HOU 25 | 8 | 44 | 0 | 44 | 2 | JAX 31 | Field Goal | 4 | 12:24 | 08:07 | 4:17 | Kickoff | JAX 8 | 8 | 55 | 0 | 55 | 2 | HOU 37 | Downs |
| 5 | 08:07 | 03:23 | 4:44 | Downs | HOU 37 | 8 | 30 | 0 | 30 | 3 | JAX 33 | Field Goal | 5 | 03:23 | 00:06 | 3:17 | Kickoff | JAX 23 | 9 | 66 | -15 | 51 | 3 | HOU 26 | Field Goal |
| 6 | 00:06 | 00:00 | 0:06 | Kickoff | HOU 25 | 1 | -1 | 0 | -1 | 0 | HOU 25 | End Half | 6 | 15:00 | 10:04 | 4:56 | Kickoff | JAX 25 | 9 | 68 | 0 | 68 | 3 | HOU 7 | Interception |
| 7 | 10:04 | 01:54 | 8:10 | Interception | HOU 2 | 12 | 49 | 0 | 49 | 3 | JAX 49 | Punt | 7 | 01:54 | 12:27 | 4:27 | Punt | JAX 9 | 10 | 48 | 5 | 53 | 3 | HOU 38 | Downs |
| 8 | 12:27 | 10:21 | 2:06 | Downs | HOU 38 | 3 | 4 | 0 | 4 | 0 | HOU 42 | Punt | 8 | 10:21 | 09:59 | 0:22 | Punt | JAX 20 | 3 | 0 | -5 | -5 | 0 | JAX 15 | Punt |
| 9 | 09:59 | 03:11 | 6:48 | Punt | HOU 26 | 12 | 74 | 0 | 74 | 5 | JAX 1 | Touchdown | 9 | 03:11 | 01:41 | 1:30 | Kickoff | JAX 14 | 9 | 36 | 0 | 36 | 2 | | Downs |
| 10 | 01:41 | 00:41 | 1:00 | Downs | | 3 | 1 | 0 | 1 | 0 | JAX 49 | Punt | 10 | 00:41 | 00:00 | 0:41 | Punt | JAX 13 | 7 | 34 | 0 | 34 | 3 | JAX 47 | Interception |

WEEK 7: TEXANS 20, RAIDERS 38

OCTOBER 23, 2022

| TEXANS | | | | | | | | | | | | | RAIDERS | | | | | | | | | | | | |
|--------|-------|-------|------|----------|--------|-------|-----|-----|-----|-----|--------|--------------|---------|-------|-------|------|-----------|-------|-------|-----|-----|-----|-----|--------|------------|
| # | RECD | LOST | POSS | OBTAINED | BEGAN | PLAYS | YDS | PEN | NET | 1ST | ENDED | GIVEN UP | # | RECD | LOST | POSS | OBTAINED | BEGAN | PLAYS | YDS | PEN | NET | 1ST | ENDED | GIVEN UP |
| 1 | 09:54 | 04:40 | 5:14 | Kickoff | HOU 25 | 9 | 54 | 0 | 54 | 3 | LV 21 | Missed FG | 1 | 15:00 | 09:54 | 5:06 | Kickoff | LV 24 | 11 | 54 | -10 | 44 | 3 | HOU 32 | Field Goal |
| 2 | 02:39 | 11:17 | 6:22 | Punt | HOU 38 | 13 | 62 | 0 | 62 | 5 | LV 13 | Touchdown | 2 | 04:40 | 02:39 | 2:01 | Missed FG | LV 29 | 3 | -6 | -10 | -16 | 0 | LV 13 | Punt |
| 3 | 07:28 | 04:57 | 2:31 | Punt | HOU 20 | 7 | 43 | 0 | 43 | 2 | LV 37 | Field Goal | 3 | 11:17 | 07:28 | 3:49 | Kickoff | LV 9 | 6 | 38 | 0 | 38 | 2 | LV 47 | Punt |
| 4 | 00:25 | 00:00 | 0:25 | Kickoff | HOU 25 | 1 | -6 | 0 | -6 | 0 | HOU 25 | End Half | 4 | 04:57 | 00:25 | 4:32 | Kickoff | LV 18 | 10 | 82 | 0 | 82 | 4 | HOU 26 | Touchdown |
| 5 | 15:00 | 10:59 | 4:01 | Kickoff | HOU 16 | 8 | 67 | 0 | 67 | 2 | LV 17 | Field Goal | 5 | 10:59 | 05:48 | 5:11 | Kickoff | LV 25 | 10 | 75 | 0 | 75 | 6 | HOU 4 | Touchdown |
| 6 | 05:48 | 03:14 | 2:34 | Kickoff | HOU 26 | 6 | 74 | 0 | 74 | 3 | LV 25 | Touchdown | 6 | 03:14 | 13:32 | 4:42 | Kickoff | LV 24 | 7 | 76 | 0 | 76 | 5 | HOU 7 | Touchdown |
| 7 | 13:32 | 11:21 | 2:11 | Kickoff | HOU 24 | 3 | 9 | -4 | 5 | 0 | HOU 29 | Punt | 7 | 11:21 | 07:06 | 4:15 | Punt | LV 19 | 7 | 76 | 5 | 81 | 5 | HOU 15 | Touchdown |
| 8 | 07:06 | 03:26 | 3:40 | Kickoff | HOU 25 | 10 | 35 | 0 | 35 | 3 | LV 40 | Interception | 8 | 01:07 | 00:00 | 1:07 | Downs | LV 14 | 2 | -1 | 0 | -1 | 0 | LV 14 | End Game |
| 9 | 03:26 | 01:07 | 2:19 | Kickoff | HOU 20 | 11 | 66 | 0 | 66 | 3 | LV 14 | Downs | | | | | | | | | | | | | |



HOUSTON
TEXANS

GAME SUMMARIES

GAME SUMMARIES



WEEK 1

Indianapolis Colts 20, Houston Texans 20 (OT)
69,415 NRG Stadium Sep 11, 2022



| | | | | | | | |
|--------------------|---|----|----|----|---|---|----|
| Indianapolis Colts | 3 | 0 | 0 | 17 | 0 | — | 20 |
| Houston Texans | 0 | 10 | 10 | 0 | 0 | — | 20 |

SCORING DRIVES

| TEAM | QTR | TIME | SCORING PLAY | IND | HOU |
|--------|-----|-------|---|-----|-----|
| Colts | 1 | 05:13 | R.Blankenship 45 yd. Field Goal (12-47, 6:46) | 3 | 0 |
| Texans | 2 | 07:50 | K.Fairbairn 45 yd. Field Goal (14-69, 6:20) | 3 | 3 |
| Texans | 2 | 02:37 | O.Howard 16 yd. pass from D.Mills (K.Fairbairn kick) (4-58, 1:49) | 3 | 10 |
| Texans | 3 | 12:17 | K.Fairbairn 43 yd. Field Goal (5-50, 2:43) | 3 | 13 |
| Texans | 3 | 07:16 | O.Howard 22 yd. pass from D.Mills (K.Fairbairn kick) (4-58, 1:40) | 3 | 20 |
| Colts | 4 | 10:44 | R.Blankenship 27 yd. Field Goal (11-76, 4:02) | 6 | 20 |
| Colts | 4 | 07:42 | J.Taylor 2 yd. run (R.Blankenship kick) (4-20, 2:07) | 13 | 20 |
| Colts | 4 | 01:54 | M.Pittman 15 yd. pass from M.Ryan (R.Blankenship kick) (7-80, 2:35) | 20 | 20 |

INDIANAPOLIS COLTS

| PASSING | ATT | CP | YDS | SK/YD | TD | LG | INT | RTG |
|-----------|-----|----|-----|-------|----|----|-----|------|
| Matt Ryan | 50 | 32 | 352 | 2/12 | 1 | 28 | 1 | 83.1 |
| TOTAL | 50 | 32 | 352 | 2/12 | 1 | 28 | 1 | 83.1 |

| RUSHING | ATT | YDS | AVG | LG | TD |
|-----------------|-----|-----|-----|----|----|
| Jonathan Taylor | 31 | 161 | 5.2 | 17 | 1 |
| Matt Ryan | 4 | 12 | 3.0 | 10 | 0 |
| Nyheim Hines | 3 | 4 | 1.3 | 3 | 0 |
| TOTAL | 38 | 177 | 4.7 | 17 | 1 |

| RECEIVING | NO | YDS | AVG | LG | TD |
|---------------------|----|-----|------|----|----|
| Michael Pittman Jr. | 9 | 121 | 13.4 | 28 | 1 |
| Nyheim Hines | 6 | 50 | 8.3 | 15 | 0 |
| Jonathan Taylor | 4 | 14 | 3.5 | 5 | 0 |
| Ashton Dulin | 3 | 46 | 15.3 | 23 | 0 |
| Parris Campbell | 3 | 37 | 12.3 | 20 | 0 |
| Kylen Granson | 3 | 22 | 7.3 | 12 | 0 |
| Mike Strachan | 2 | 36 | 18.0 | 20 | 0 |
| Mo Alie-Cox | 2 | 26 | 13.0 | 13 | 0 |
| TOTAL | 32 | 352 | 11.0 | 28 | 1 |

| TOP DEFENSE | TOT | SOLO | AST | SCK | YDS | INT |
|----------------|-----|------|-----|-----|-----|-----|
| Zaire Franklin | 8 | 6 | 2 | 0.0 | 0.0 | 0 |
| Kenny Moore II | 7 | 6 | 1 | 0.0 | 0.0 | 0 |
| Bobby Okereke | 7 | 6 | 1 | 0.0 | 0.0 | 0 |

| FIELD GOALS | FGM/FGA | PERCENT | RESULTS |
|---------------------|---------|---------|----------------|
| Rodrigo Blankenship | 2-3 | 66.7 | 45G, 27G, 42WR |
| TOTAL | 2-3 | 66.0 | |

HOUSTON TEXANS

| PASSING | ATT | CP | YDS | SK/YD | TD | LG | INT | RTG |
|-------------|-----|----|-----|-------|----|----|-----|------|
| Davis Mills | 37 | 23 | 240 | 3/18 | 2 | 42 | 0 | 98.9 |
| TOTAL | 37 | 23 | 240 | 3/18 | 2 | 42 | 0 | 98.9 |

| RUSHING | ATT | YDS | AVG | LG | TD |
|---------------|-----|-----|------|----|----|
| Rex Burkhead | 14 | 40 | 2.9 | 8 | 0 |
| Dameon Pierce | 11 | 33 | 3.0 | 8 | 0 |
| Jeff Driskel | 1 | 5 | 5.0 | 5 | 0 |
| Davis Mills | 2 | -1 | -0.5 | 1 | 0 |
| TOTAL | 28 | 77 | 2.8 | 8 | 0 |

| RECEIVING | NO | YDS | AVG | LG | TD |
|---------------|----|-----|------|-----|----|
| Brandin Cooks | 7 | 82 | 11.7 | 42 | 0 |
| Rex Burkhead | 5 | 30 | 6.0 | 8 | 0 |
| Chris Moore | 3 | 31 | 10.3 | 11 | 0 |
| O.J. Howard | 2 | 38 | 19.0 | 22t | 2 |
| Nico Collins | 2 | 26 | 13.0 | 18 | 0 |
| Pharaoh Brown | 1 | 17 | 17.0 | 17 | 0 |
| Dameon Pierce | 1 | 6 | 6.0 | 6 | 0 |
| Troy Hairston | 1 | 5 | 5.0 | 5 | 0 |
| Brevin Jordan | 1 | 5 | 5.0 | 5 | 0 |
| TOTAL | 23 | 240 | 10.4 | 42 | 2 |

| TOP DEFENSE | TOT | SOLO | AST | SCK | YDS | INT |
|-------------------|-----|------|-----|-----|-----|-----|
| Kamu Grugier-Hill | 18 | 14 | 4 | 0.0 | 0.0 | 0 |
| Jonathan Owens | 15 | 11 | 4 | 0.0 | 0.0 | 0 |
| Jalen Pitre | 10 | 5 | 5 | 0.0 | 0.0 | 0 |

| FIELD GOALS | FGM/FGA | PERCENT | RESULTS |
|------------------|---------|---------|----------|
| Ka'imi Fairbairn | 2-2 | 100.0 | 45G, 43G |
| TOTAL | 2-2 | 100.0 | |

Team Statistics

| | Colts | Texans |
|------------------------------|----------|----------|
| First Downs | 33 | 20 |
| 3rd-Down Eff. (Made/Att/Pct) | 6/15/40% | 5/15/33% |
| 4th-Down Eff. (Made/Att/Pct) | 0/1/0% | 0/0/0% |
| Total Net Yards | 517 | 299 |
| Total Plays | 90 | 68 |
| Yards Per Play | 5.7 | 4.4 |
| Rushes/Net Yards | 38/177 | 28/77 |
| Net Passing | 340 | 222 |
| Pass Attempts/Completions | 50/32 | 37/23 |
| Had Intercepted | 1 | 0 |
| Sacked/Yards Lost | 2/12 | 3/18 |
| Punts/Average | 4/44.8 | 7/45.4 |
| Penalties/Yards | 7/89 | 6/40 |
| Fumbles/Lost | 5/1 | 1/1 |
| Possession Time | 39:37 | 30:23 |

GAME SUMMARIES



WEEK 2

Houston Texans 9, Denver Broncos 16
76,191 Empower Field at Mile High Sep 18, 2022



| | | | | | | |
|----------------|---|---|---|----|---|----|
| Houston Texans | 3 | 3 | 3 | 0 | — | 9 |
| Denver Broncos | 3 | 3 | 0 | 10 | — | 16 |

SCORING DRIVES

| TEAM | QTR | TIME | SCORING PLAY | HOU | DEN |
|---------|-----|-------|---|-----|-----|
| Broncos | 1 | 05:30 | B.McManus 20 yd. Field Goal (8-63, 2:18) | 0 | 3 |
| Texans | 1 | 02:19 | K.Fairbairn 40 yd. Field Goal (10-54, 3:11) | 3 | 3 |
| Texans | 2 | 07:20 | K.Fairbairn 44 yd. Field Goal (10-54, 5:32) | 6 | 3 |
| Broncos | 2 | 00:20 | B.McManus 24 yd. Field Goal (9-70, 3:44) | 6 | 6 |
| Texans | 3 | 08:33 | K.Fairbairn 24 yd. Field Goal (11-39, 5:09) | 9 | 6 |
| Broncos | 4 | 12:37 | E.Saubert 22 yd. pass from R.Wilson (B.McManus kick) (6-62, 3:56) | 9 | 13 |
| Broncos | 4 | 03:36 | B.McManus 50 yd. Field Goal (12-54, 6:12) | 9 | 16 |

HOUSTON TEXANS

| PASSING | ATT | CP | YDS | SK/YD | TD | LG | INT | RTG |
|--------------|-----------|-----------|------------|-------------|----------|-----------|----------|-------------|
| Davis Mills | 38 | 19 | 177 | 3/23 | 0 | 29 | 0 | 63.2 |
| TOTAL | 38 | 19 | 177 | 3/23 | 0 | 29 | 0 | 63.2 |

| RUSHING | ATT | YDS | AVG | LG | TD |
|---------------|-----------|-----------|------------|-----------|----------|
| Dameon Pierce | 15 | 69 | 4.6 | 12 | 0 |
| Jeff Driskel | 1 | 10 | 10.0 | 10 | 0 |
| Davis Mills | 2 | 1 | 0.5 | 2 | 0 |
| TOTAL | 18 | 80 | 4.4 | 12 | 0 |

| RECEIVING | NO | YDS | AVG | LG | TD |
|---------------|-----------|------------|------------|-----------|----------|
| Nico Collins | 4 | 58 | 14.5 | 29 | 0 |
| Brandin Cooks | 4 | 54 | 13.5 | 25 | 0 |
| Pharaoh Brown | 3 | 24 | 8.0 | 18 | 0 |
| Chris Moore | 2 | 14 | 7.0 | 9 | 0 |
| Rex Burkhead | 2 | 9 | 4.5 | 5 | 0 |
| Brevin Jordan | 2 | 3 | 1.5 | 4 | 0 |
| Dameon Pierce | 1 | 8 | 8.0 | 8 | 0 |
| O.J. Howard | 1 | 7 | 7.0 | 7 | 0 |
| TOTAL | 19 | 177 | 9.3 | 29 | 0 |

| TOP DEFENSE | TOT | SOLO | AST | SCK | YDS | INT |
|--------------------|-----|------|-----|-----|-----|-----|
| Jonathan Owens | 10 | 6 | 4 | 0.0 | 0.0 | 0 |
| Derek Stingley Jr. | 8 | 8 | 0 | 0.0 | 0.0 | 0 |
| Christian Kirksey | 5 | 4 | 1 | 0.5 | 3.0 | 1 |

| FIELD GOALS | FGM/FGA | PERCENT | RESULTS |
|------------------|------------|--------------|---------------|
| Ka'imi Fairbairn | 3-3 | 100.0 | 40G, 44G, 24G |
| TOTAL | 3-3 | 100.0 | |

DENVER BRONCOS

| PASSING | ATT | CP | YDS | SK/YD | TD | LG | INT | RTG |
|----------------|-----------|-----------|------------|-------------|----------|-----------|----------|-------------|
| Russell Wilson | 31 | 14 | 219 | 3/18 | 1 | 35 | 1 | 66.5 |
| TOTAL | 31 | 14 | 219 | 3/18 | 1 | 35 | 1 | 66.5 |

| RUSHING | ATT | YDS | AVG | LG | TD |
|---------------------|-----------|------------|------------|-----------|----------|
| Javonte Williams | 15 | 75 | 5.0 | 17 | 0 |
| Melvin Gordon III | 10 | 47 | 4.7 | 9 | 0 |
| Montrell Washington | 1 | 19 | 19.0 | 19 | 0 |
| Courtland Sutton | 1 | 5 | 5.0 | 5 | 0 |
| Russell Wilson | 2 | 3 | 1.5 | 4 | 0 |
| Jerry Jeudy | 1 | 1 | 1.0 | 1 | 0 |
| Andrew Beck | 1 | -1 | -1.0 | -1 | 0 |
| TOTAL | 31 | 149 | 4.8 | 19 | 0 |

| RECEIVING | NO | YDS | AVG | LG | TD |
|-------------------|-----------|------------|-------------|-----------|----------|
| Courtland Sutton | 7 | 122 | 17.4 | 35 | 0 |
| Tyrie Cleveland | 2 | 28 | 14.0 | 16 | 0 |
| Eric Saubert | 1 | 22 | 22.0 | 22t | 1 |
| Kendall Hinton | 1 | 20 | 20.0 | 20 | 0 |
| Jerry Jeudy | 1 | 11 | 11.0 | 11 | 0 |
| Javonte Williams | 1 | 10 | 10.0 | 10 | 0 |
| Melvin Gordon III | 1 | 6 | 6.0 | 6 | 0 |
| TOTAL | 14 | 219 | 15.6 | 35 | 1 |

| TOP DEFENSE | TOT | SOLO | AST | SCK | YDS | INT |
|----------------|-----|------|-----|-----|------|-----|
| Caden Sterns | 6 | 5 | 1 | 0.0 | 0.0 | 0 |
| Dre'Mont Jones | 6 | 4 | 2 | 2.0 | 14.0 | 0 |
| Kareem Jackson | 6 | 3 | 3 | 0.0 | 0.0 | 0 |

| FIELD GOALS | FGM/FGA | PERCENT | RESULTS |
|-----------------|------------|--------------|---------------|
| Brandon McManus | 3-3 | 100.0 | 20G, 24G, 50G |
| TOTAL | 3-3 | 100.0 | |

Team Statistics

| | Texans | Broncos |
|------------------------------|----------|----------|
| First Downs | 15 | 20 |
| 3rd-Down Eff. (Made/Att/Pct) | 2/13/15% | 3/12/25% |
| 4th-Down Eff. (Made/Att/Pct) | 1/3/33% | 1/1/100% |
| Total Net Yards | 234 | 350 |
| Total Plays | 59 | 65 |
| Yards Per Play | 4.0 | 5.4 |
| Rushes/Net Yards | 18/80 | 31/149 |
| Net Passing | 154 | 201 |
| Pass Attempts/Completions | 38/19 | 31/14 |
| Had Intercepted | 0 | 1 |
| Sacked/Yards Lost | 3/23 | 3/18 |
| Punts/Average | 5/53.6 | 5/42.8 |
| Penalties/Yards | 8/94 | 13/100 |
| Fumbles/Lost | 2/0 | 0/0 |
| Possession Time | 27:27 | 32:33 |

GAME SUMMARIES



WEEK 3

Houston Texans 20, Chicago Bears 23
60,592 Soldier Field Sep 25, 2022



| | | | | | | |
|----------------|----|---|---|---|---|----|
| Houston Texans | 7 | 7 | 6 | 0 | — | 20 |
| Chicago Bears | 10 | 3 | 7 | 3 | — | 23 |

SCORING DRIVES

| TEAM | QTR | TIME | SCORING PLAY | HOU | CHI |
|--------|-----|-------|---|-----|-----|
| Bears | 1 | 11:22 | C.Santos 47 yd. Field Goal (9-45, 3:38) | 0 | 3 |
| Bears | 1 | 06:45 | K.Herbert 11 yd. run (C.Santos kick) (6-81, 3:16) | 0 | 10 |
| Texans | 1 | 03:40 | J.Akins 4 yd. pass from D.Mills (K.Fairbairn kick) (7-75, 3:05) | 7 | 10 |
| Texans | 2 | 07:32 | D.Pierce 1 yd. run (K.Fairbairn kick) (4-41, 2:07) | 14 | 10 |
| Bears | 2 | 01:48 | C.Santos 50 yd. Field Goal (12-50, 5:44) | 14 | 13 |
| Texans | 3 | 11:25 | K.Fairbairn 39 yd. Field Goal (7-54, 3:35) | 17 | 13 |
| Bears | 3 | 08:25 | K.Herbert 1 yd. run (C.Santos kick) (5-75, 3:00) | 17 | 20 |
| Texans | 3 | 00:54 | K.Fairbairn 23 yd. Field Goal (14-70, 7:31) | 20 | 20 |
| Bears | 4 | 00:00 | C.Santos 30 yd. Field Goal (4-0, 1:05) | 20 | 23 |

HOUSTON TEXANS

| PASSING | ATT | CP | YDS | SK/YD | TD | LG | INT | RTG |
|--------------|-----------|-----------|------------|------------|----------|-----------|----------|-------------|
| Davis Mills | 32 | 20 | 245 | 1/8 | 1 | 52 | 2 | 70.4 |
| TOTAL | 32 | 20 | 245 | 1/8 | 1 | 52 | 2 | 70.4 |

| RUSHING | ATT | YDS | AVG | LG | TD |
|---------------|-----------|-----------|------------|-----------|----------|
| Dameon Pierce | 20 | 80 | 4.0 | 24 | 1 |
| Rex Burkhead | 3 | 9 | 3.0 | 4 | 0 |
| M.J. Stewart | 1 | 3 | 3.0 | 3 | 0 |
| TOTAL | 24 | 92 | 3.8 | 24 | 1 |

| RECEIVING | NO | YDS | AVG | LG | TD |
|-----------------|-----------|------------|-------------|-----------|----------|
| Rex Burkhead | 4 | 21 | 5.3 | 8 | 0 |
| Chris Moore | 3 | 63 | 21.0 | 52 | 0 |
| Jordan Akins | 3 | 31 | 10.3 | 25 | 1 |
| Pharaoh Brown | 3 | 31 | 10.3 | 30 | 0 |
| Nico Collins | 2 | 41 | 20.5 | 22 | 0 |
| Brandin Cooks | 2 | 22 | 11.0 | 17 | 0 |
| Dameon Pierce | 2 | 21 | 10.5 | 12 | 0 |
| Phillip Dorsett | 1 | 15 | 15.0 | 15 | 0 |
| TOTAL | 20 | 245 | 12.3 | 52 | 1 |

| TOP DEFENSE | TOT | SOLO | AST | SCK | YDS | INT |
|-----------------|-----|------|-----|-----|-----|-----|
| Jonathan Owens | 11 | 6 | 5 | 0.0 | 0.0 | 0 |
| Jalen Pitre | 8 | 5 | 3 | 1.0 | 8.0 | 2 |
| Desmond King II | 7 | 7 | 0 | 0.0 | 0.0 | 0 |

| FIELD GOALS | FGM/FGA | PERCENT | RESULTS |
|------------------|------------|--------------|----------|
| Ka'imi Fairbairn | 2-2 | 100.0 | 39G, 23G |
| TOTAL | 2-2 | 100.0 | |

CHICAGO BEARS

| PASSING | ATT | CP | YDS | SK/YD | TD | LG | INT | RTG |
|---------------|-----------|----------|------------|-------------|----------|-----------|----------|-------------|
| Justin Fields | 17 | 8 | 106 | 5/24 | 0 | 24 | 2 | 27.7 |
| TOTAL | 17 | 8 | 106 | 5/24 | 0 | 24 | 2 | 27.7 |

| RUSHING | ATT | YDS | AVG | LG | TD |
|-----------------------|-----------|------------|------------|-----------|----------|
| Khalil Herbert | 20 | 157 | 7.9 | 52 | 2 |
| Justin Fields | 8 | 47 | 5.9 | 29 | 0 |
| Equanimeous St. Brown | 2 | 43 | 21.5 | 41 | 0 |
| Trestan Ebner | 7 | 23 | 3.3 | 7 | 0 |
| David Montgomery | 3 | 11 | 3.7 | 5 | 0 |
| TOTAL | 40 | 281 | 7.0 | 52 | 2 |

| RECEIVING | NO | YDS | AVG | LG | TD |
|-----------------------|----------|------------|-------------|-----------|----------|
| Cole Kmet | 2 | 40 | 20.0 | 24 | 0 |
| Darnell Mooney | 2 | 23 | 11.5 | 18 | 0 |
| Khalil Herbert | 2 | 12 | 6.0 | 7 | 0 |
| Equanimeous St. Brown | 1 | 20 | 20.0 | 20 | 0 |
| Byron Pringle | 1 | 11 | 11.0 | 11 | 0 |
| TOTAL | 8 | 106 | 13.3 | 24 | 0 |

| TOP DEFENSE | TOT | SOLO | AST | SCK | YDS | INT |
|----------------|-----|------|-----|-----|-----|-----|
| Roquan Smith | 16 | 6 | 10 | 0.0 | 0.0 | 1 |
| Eddie Jackson | 8 | 5 | 3 | 0.0 | 0.0 | 1 |
| Jaquan Brisker | 6 | 4 | 2 | 0.0 | 0.0 | 0 |

| FIELD GOALS | FGM/FGA | PERCENT | RESULTS |
|--------------|------------|--------------|---------------|
| Cairo Santos | 3-3 | 100.0 | 47G, 50G, 30G |
| TOTAL | 3-3 | 100.0 | |

Team Statistics

| | Texans | Bears |
|------------------------------|----------|----------|
| First Downs | 17 | 17 |
| 3rd-Down Eff. (Made/Att/Pct) | 3/12/25% | 6/14/43% |
| 4th-Down Eff. (Made/Att/Pct) | 1/1/100% | 0/0/0% |
| Total Net Yards | 329 | 363 |
| Total Plays | 57 | 62 |
| Yards Per Play | 5.8 | 5.9 |
| Rushes/Net Yards | 24/92 | 40/281 |
| Net Passing | 237 | 82 |
| Pass Attempts/Completions | 32/20 | 17/8 |
| Had Intercepted | 2 | 2 |
| Sacked/Yards Lost | 1/8 | 5/24 |
| Punts/Average | 5/48.4 | 4/45.5 |
| Penalties/Yards | 3/25 | 6/32 |
| Fumbles/Lost | 3/0 | 2/0 |
| Possession Time | 28:38 | 31:22 |

GAME SUMMARIES



WEEK 4

Los Angeles Chargers 34, Houston Texans 24
69,071 NRG Stadium Oct 2, 2022



Los Angeles Chargers 7 20 0 7 — 34
Houston Texans 0 7 7 10 — 24

SCORING DRIVES

| TEAM | QTR | TIME | SCORING PLAY | LAC | HOU |
|----------|-----|-------|--|-----|-----|
| Chargers | 1 | 12:00 | G.Everett 18 yd. pass from J.Herbert (D.Hopkins kick) (3-25, 1:28) | 7 | 0 |
| Chargers | 2 | 12:57 | A.Ekeler 10 yd. run (D.Hopkins kick) (9-64, 4:22) | 14 | 0 |
| Chargers | 2 | 10:00 | A.Ekeler 20 yd. run (D.Hopkins kick) (3-73, 1:18) | 21 | 0 |
| Texans | 2 | 09:48 | D.Pierce 75 yd. run (K.Fairbairn kick) (1-75, 0:12) | 21 | 7 |
| Chargers | 2 | 04:35 | D.Hopkins 23 yd. Field Goal (10-77, 5:13) | 24 | 7 |
| Chargers | 2 | 00:00 | D.Hopkins 37 yd. Field Goal (9-49, 0:57) | 27 | 7 |
| Texans | 3 | 01:12 | R.Burkhead 8 yd. pass from D.Mills (K.Fairbairn kick) (8-87, 4:30) | 27 | 14 |
| Texans | 4 | 10:02 | B.Cooks 18 yd. pass from D.Mills (K.Fairbairn kick) (5-93, 2:53) | 27 | 21 |
| Texans | 4 | 08:30 | K.Fairbairn 40 yd. Field Goal (4-6, 1:28) | 27 | 24 |
| Chargers | 4 | 02:28 | A.Ekeler 14 yd. pass from J.Herbert (D.Hopkins kick) (12-84, 6:02) | 34 | 24 |

LOS ANGELES CHARGERS

| PASSING | ATT | CP | YDS | SK/YD | TD | LG | INT | RTG |
|----------------|-----------|-----------|------------|------------|----------|-----------|----------|--------------|
| Justin Herbert | 39 | 27 | 340 | 1/2 | 2 | 50 | 0 | 113.2 |
| TOTAL | 39 | 27 | 340 | 1/2 | 2 | 50 | 0 | 113.2 |

| RUSHING | ATT | YDS | AVG | LG | TD |
|----------------|-----------|-----------|------------|------------|----------|
| Austin Ekeler | 13 | 60 | 4.6 | 20t | 2 |
| Joshua Kelley | 4 | 15 | 3.8 | 6 | 0 |
| Sony Michel | 6 | 11 | 1.8 | 4 | 0 |
| Justin Herbert | 4 | -5 | -1.3 | -1 | 0 |
| TOTAL | 27 | 81 | 3.0 | 20T | 2 |

| RECEIVING | NO | YDS | AVG | LG | TD |
|----------------|-----------|------------|-------------|-----------|----------|
| Mike Williams | 7 | 120 | 17.1 | 50 | 0 |
| Austin Ekeler | 6 | 49 | 8.2 | 21 | 1 |
| Gerald Everett | 5 | 61 | 12.2 | 18t | 1 |
| Sony Michel | 3 | 16 | 5.3 | 9 | 0 |
| Michael Bandy | 2 | 49 | 24.5 | 25 | 0 |
| DeAndre Carter | 2 | 16 | 8.0 | 14 | 0 |
| Joshua Palmer | 1 | 25 | 25.0 | 25 | 0 |
| Tre' McKitty | 1 | 4 | 4.0 | 4 | 0 |
| TOTAL | 27 | 340 | 12.6 | 50 | 2 |

| TOP DEFENSE | TOT | SOLO | AST | SCK | YDS | INT |
|-------------------|-----|------|-----|-----|-----|-----|
| Drue Tranquill | 11 | 5 | 6 | 0.0 | 0.0 | 0 |
| Derwin James Jr. | 7 | 3 | 4 | 0.0 | 0.0 | 0 |
| Asante Samuel Jr. | 5 | 5 | 0 | 0.0 | 0.0 | 0 |

| FIELD GOALS | FGM/FGA | PERCENT | RESULTS |
|----------------|------------|--------------|----------|
| Dustin Hopkins | 2-2 | 100.0 | 23G, 37G |
| TOTAL | 2-2 | 100.0 | |

HOUSTON TEXANS

| PASSING | ATT | CP | YDS | SK/YD | TD | LG | INT | RTG |
|--------------|-----------|-----------|------------|-------------|----------|-----------|----------|-------------|
| Davis Mills | 35 | 26 | 246 | 4/31 | 2 | 58 | 2 | 88.5 |
| TOTAL | 35 | 26 | 246 | 4/31 | 2 | 58 | 2 | 88.5 |

| RUSHING | ATT | YDS | AVG | LG | TD |
|---------------|-----------|------------|------------|------------|----------|
| Dameon Pierce | 14 | 131 | 9.4 | 75t | 1 |
| TOTAL | 14 | 131 | 9.4 | 75T | 1 |

| RECEIVING | NO | YDS | AVG | LG | TD |
|---------------|-----------|------------|------------|-----------|----------|
| Brandin Cooks | 7 | 57 | 8.1 | 20 | 1 |
| Dameon Pierce | 6 | 8 | 1.3 | 8 | 0 |
| Rex Burkhead | 5 | 39 | 7.8 | 13 | 1 |
| Nico Collins | 3 | 82 | 27.3 | 58 | 0 |
| Jordan Akins | 2 | 33 | 16.5 | 30 | 0 |
| O.J. Howard | 2 | 27 | 13.5 | 22 | 0 |
| Mason Schreck | 1 | 0 | 0.0 | 0 | 0 |
| TOTAL | 26 | 246 | 9.5 | 58 | 2 |

| TOP DEFENSE | TOT | SOLO | AST | SCK | YDS | INT |
|-------------------|-----|------|-----|-----|-----|-----|
| Kamu Grugier-Hill | 7 | 6 | 1 | 0.0 | 0.0 | 0 |
| Steven Nelson | 7 | 6 | 1 | 0.0 | 0.0 | 0 |
| Jalen Pitre | 7 | 3 | 4 | 0.0 | 0.0 | 0 |

| FIELD GOALS | FGM/FGA | PERCENT | RESULTS |
|------------------|------------|-------------|-----------|
| Ka'imi Fairbairn | 1-2 | 50.0 | 46WL, 40G |
| TOTAL | 1-2 | 50.0 | |

Team Statistics

| | Chargers | Texans |
|------------------------------|----------|----------|
| First Downs | 22 | 16 |
| 3rd-Down Eff. (Made/Att/Pct) | 8/16/50% | 4/12/33% |
| 4th-Down Eff. (Made/Att/Pct) | 1/2/50% | 0/2/0% |
| Total Net Yards | 419 | 346 |
| Total Plays | 67 | 53 |
| Yards Per Play | 6.3 | 6.5 |
| Rushes/Net Yards | 27/81 | 14/131 |
| Net Passing | 338 | 215 |
| Pass Attempts/Completions | 39/27 | 35/26 |
| Had Intercepted | 0 | 2 |
| Sacked/Yards Lost | 1/2 | 4/31 |
| Punts/Average | 4/46.3 | 3/52.0 |
| Penalties/Yards | 6/61 | 9/67 |
| Fumbles/Lost | 2/1 | 1/0 |
| Possession Time | 31:39 | 28:21 |

GAME SUMMARIES



WEEK 5

Houston Texans 13, Jacksonville Jaguars 6
60,018 TIAA Bank Field Oct 9, 2022



Houston Texans 0 6 0 7 — 13
Jacksonville Jaguars 3 3 0 0 — 6

SCORING DRIVES

| TEAM | QTR | TIME | SCORING PLAY | HOU | JAX |
|---------|-----|-------|---|-----|-----|
| Jaguars | 1 | 01:22 | R.Patterson 26 yd. Field Goal (11-60, 4:03) | 0 | 3 |
| Texans | 2 | 12:24 | K.Fairbairn 50 yd. Field Goal (8-44, 3:58) | 3 | 3 |
| Texans | 2 | 03:23 | K.Fairbairn 51 yd. Field Goal (8-30, 4:44) | 6 | 3 |
| Jaguars | 2 | 00:06 | R.Patterson 45 yd. Field Goal (9-51, 3:17) | 6 | 6 |
| Texans | 4 | 03:11 | D.Pierce 1 yd. run (K.Fairbairn kick) (12-74, 6:48) | 13 | 6 |

HOUSTON TEXANS

| PASSING | ATT | CP | YDS | SK/YD | TD | LG | INT | RTG |
|-------------|-----|----|-----|-------|----|----|-----|------|
| Davis Mills | 24 | 16 | 140 | 1/8 | 0 | 23 | 0 | 81.9 |
| TOTAL | 24 | 16 | 140 | 1/8 | 0 | 23 | 0 | 81.9 |

| RUSHING | ATT | YDS | AVG | LG | TD |
|---------------|-----|-----|-----|----|----|
| Dameon Pierce | 26 | 99 | 3.8 | 20 | 1 |
| Rex Burkhead | 3 | 15 | 5.0 | 9 | 0 |
| Davis Mills | 2 | 2 | 1.0 | 3 | 0 |
| TOTAL | 31 | 116 | 3.7 | 20 | 1 |

| RECEIVING | NO | YDS | AVG | LG | TD |
|---------------|----|-----|------|----|----|
| Nico Collins | 4 | 65 | 16.3 | 23 | 0 |
| Brandin Cooks | 4 | 20 | 5.0 | 7 | 0 |
| Dameon Pierce | 3 | 14 | 4.7 | 11 | 0 |
| Jordan Akins | 2 | 22 | 11.0 | 11 | 0 |
| Rex Burkhead | 2 | 13 | 6.5 | 9 | 0 |
| Mason Schreck | 1 | 6 | 6.0 | 6 | 0 |
| TOTAL | 16 | 140 | 8.8 | 23 | 0 |

| TOP DEFENSE | TOT | SOLO | AST | SCK | YDS | INT |
|--------------------|-----|------|-----|-----|-----|-----|
| Jalen Pitre | 8 | 6 | 2 | 0.0 | 0.0 | 0 |
| Christian Kirksey | 8 | 5 | 3 | 0.0 | 0.0 | 0 |
| Derek Stingley Jr. | 7 | 6 | 1 | 0.0 | 0.0 | 1 |

| FIELD GOALS | FGM/FGA | PERCENT | RESULTS |
|------------------|---------|---------|----------|
| Ka'imi Fairbairn | 2-2 | 100.0 | 50G, 51G |
| TOTAL | 2-2 | 100.0 | |

JACKSONVILLE JAGUARS

| PASSING | ATT | CP | YDS | SK/YD | TD | LG | INT | RTG |
|-----------------|-----|----|-----|-------|----|----|-----|------|
| Trevor Lawrence | 47 | 25 | 286 | 0/0 | 0 | 37 | 2 | 54.0 |
| TOTAL | 47 | 25 | 286 | 0/0 | 0 | 37 | 2 | 54.0 |

| RUSHING | ATT | YDS | AVG | LG | TD |
|--------------------|-----|-----|-----|----|----|
| Travis Etienne Jr. | 10 | 71 | 7.1 | 30 | 0 |
| Trevor Lawrence | 4 | 29 | 7.3 | 12 | 0 |
| James Robinson | 10 | 27 | 2.7 | 9 | 0 |
| JaMyca Hasty | 1 | 6 | 6.0 | 6 | 0 |
| Jamal Agnew | 1 | 3 | 3.0 | 3 | 0 |
| TOTAL | 26 | 136 | 5.2 | 30 | 0 |

| RECEIVING | NO | YDS | AVG | LG | TD |
|--------------------|----|-----|------|----|----|
| Marvin Jones Jr. | 7 | 104 | 14.9 | 37 | 0 |
| Evan Engram | 6 | 69 | 11.5 | 28 | 0 |
| Travis Etienne Jr. | 3 | 43 | 14.3 | 20 | 0 |
| Zay Jones | 3 | 12 | 4.0 | 7 | 0 |
| Chris Manhertz | 2 | 15 | 7.5 | 12 | 0 |
| James Robinson | 2 | 12 | 6.0 | 10 | 0 |
| Dan Arnold | 1 | 20 | 20.0 | 20 | 0 |
| Christian Kirk | 1 | 11 | 11.0 | 6 | 0 |
| TOTAL | 25 | 286 | 11.4 | 37 | 0 |

| TOP DEFENSE | TOT | SOLO | AST | SCK | YDS | INT |
|------------------|-----|------|-----|-----|-----|-----|
| Rayshawn Jenkins | 12 | 7 | 5 | 0.0 | 0.0 | 0 |
| Devin Lloyd | 11 | 6 | 5 | 0.0 | 0.0 | 0 |
| Foyesade Oluokun | 8 | 6 | 2 | 1.0 | 8.0 | 0 |

| FIELD GOALS | FGM/FGA | PERCENT | RESULTS |
|-----------------|---------|---------|----------|
| Riley Patterson | 2-2 | 100.0 | 26G, 45G |
| TOTAL | 2-2 | 100.0 | |

Team Statistics

| | Texans | Jaguars |
|------------------------------|----------|----------|
| First Downs | 15 | 22 |
| 3rd-Down Eff. (Made/Att/Pct) | 5/13/38% | 6/14/43% |
| 4th-Down Eff. (Made/Att/Pct) | 0/0/0% | 0/3/0% |
| Total Net Yards | 248 | 422 |
| Total Plays | 56 | 73 |
| Yards Per Play | 4.4 | 5.8 |
| Rushes/Net Yards | 31/116 | 26/136 |
| Net Passing | 132 | 286 |
| Pass Attempts/Completions | 24/16 | 47/25 |
| Had Intercepted | 0 | 2 |
| Sacked/Yards Lost | 1/8 | 0/0 |
| Punts/Average | 6/48.8 | 3/53.0 |
| Penalties/Yards | 4/25 | 6/48 |
| Fumbles/Lost | 0/0 | 0/0 |
| Possession Time | 31:47 | 28:13 |

GAME SUMMARIES



WEEK 7

Houston Texans 20, Las Vegas Raiders 38
61,228 Allegiant Stadium Oct 23, 2022



| | | | | | | |
|-------------------|---|----|----|----|---|----|
| Houston Texans | 0 | 10 | 10 | 0 | — | 20 |
| Las Vegas Raiders | 3 | 7 | 7 | 21 | — | 38 |

SCORING DRIVES

| TEAM | QTR | TIME | SCORING PLAY | HOU | LV |
|---------|-----|-------|--|-----|----|
| Raiders | 1 | 09:54 | D.Carlson 50 yd. Field Goal (11-44, 5:06) | 0 | 3 |
| Texans | 2 | 11:17 | C.Moore 13 yd. pass from D.Mills (K.Fairbairn kick) (13-62, 6:22) | 7 | 3 |
| Texans | 2 | 04:57 | K.Fairbairn 55 yd. Field Goal (7-43, 2:31) | 10 | 3 |
| Raiders | 2 | 00:25 | M.Hollins 26 yd. pass from D.Carr (D.Carlson kick) (10-82, 4:32) | 10 | 10 |
| Texans | 3 | 10:59 | K.Fairbairn 35 yd. Field Goal (8-67, 4:01) | 13 | 10 |
| Raiders | 3 | 05:48 | J.Jacobs 4 yd. run (D.Carlson kick) (10-75, 5:11) | 13 | 17 |
| Texans | 3 | 03:14 | P.Dorsett 25 yd. pass from D.Mills (K.Fairbairn kick) (6-74, 2:34) | 20 | 17 |
| Raiders | 4 | 13:32 | J.Jacobs 7 yd. run (D.Carlson kick) (7-76, 4:42) | 20 | 24 |
| Raiders | 4 | 07:06 | J.Jacobs 15 yd. run (D.Carlson kick) (7-81, 4:15) | 20 | 31 |
| Raiders | 4 | 03:26 | D.Harmon 73 yd. interception return (D.Carlson kick) | 20 | 38 |

HOUSTON TEXANS

| PASSING | ATT | CP | YDS | SK/YD | TD | LG | INT | RTG |
|--------------|-----------|-----------|------------|------------|----------|-----------|----------|-------------|
| Davis Mills | 41 | 28 | 302 | 1/6 | 2 | 39 | 1 | 95.8 |
| TOTAL | 41 | 28 | 302 | 1/6 | 2 | 39 | 1 | 95.8 |

| RUSHING | ATT | YDS | AVG | LG | TD |
|-----------------|-----------|------------|------------|-----------|----------|
| Dameon Pierce | 20 | 92 | 4.6 | 22 | 0 |
| Rex Burkhead | 2 | 8 | 4.0 | 4 | 0 |
| Dare Ogunbowale | 1 | 8 | 8.0 | 8 | 0 |
| TOTAL | 23 | 108 | 4.7 | 22 | 0 |

| RECEIVING | NO | YDS | AVG | LG | TD |
|-----------------|-----------|------------|-------------|-----------|----------|
| Dare Ogunbowale | 5 | 54 | 10.8 | 23 | 0 |
| Rex Burkhead | 5 | 11 | 2.2 | 5 | 0 |
| Brandin Cooks | 4 | 46 | 11.5 | 24 | 0 |
| Dameon Pierce | 4 | 25 | 6.3 | 11 | 0 |
| Jordan Akins | 3 | 68 | 22.7 | 39 | 0 |
| Nico Collins | 3 | 33 | 11.0 | 15 | 0 |
| Phillip Dorsett | 2 | 45 | 22.5 | 25t | 1 |
| Chris Moore | 2 | 20 | 10.0 | 13t | 1 |
| TOTAL | 28 | 302 | 10.8 | 39 | 2 |

| TOP DEFENSE | TOT | SOLO | AST | SCK | YDS | INT |
|-------------------|-----|------|-----|-----|-----|-----|
| Jonathan Owens | 10 | 9 | 1 | 0.0 | 0.0 | 0 |
| Christian Kirksey | 9 | 8 | 1 | 0.0 | 0.0 | 0 |
| Desmond King II | 5 | 5 | 0 | 0.0 | 0.0 | 0 |

| FIELD GOALS | FGM/FGA | PERCENT | RESULTS |
|------------------|------------|-------------|----------------|
| Ka'imi Fairbairn | 2-3 | 66.7 | 39WR, 55G, 35G |
| TOTAL | 2-3 | 66.0 | |

LAS VEGAS RAIDERS

| PASSING | ATT | CP | YDS | SK/YD | TD | LG | INT | RTG |
|--------------|-----------|-----------|------------|------------|----------|-----------|----------|--------------|
| Derek Carr | 27 | 21 | 241 | 1/5 | 1 | 27 | 0 | 116.2 |
| TOTAL | 27 | 21 | 241 | 1/5 | 1 | 27 | 0 | 116.2 |

| RUSHING | ATT | YDS | AVG | LG | TD |
|--------------|-----------|------------|------------|-----------|----------|
| Josh Jacobs | 20 | 143 | 7.2 | 15t | 3 |
| DJ Turner | 3 | 20 | 6.7 | 18 | 0 |
| Zamir White | 1 | 2 | 2.0 | 2 | 0 |
| Derek Carr | 3 | -1 | -0.3 | 0 | 0 |
| TOTAL | 27 | 164 | 6.1 | 18 | 3 |

| RECEIVING | NO | YDS | AVG | LG | TD |
|----------------|-----------|------------|-------------|-----------|----------|
| Davante Adams | 8 | 95 | 11.9 | 16 | 0 |
| Hunter Renfrow | 3 | 55 | 18.3 | 27 | 0 |
| Foster Moreau | 3 | 28 | 9.3 | 17 | 0 |
| Josh Jacobs | 3 | 12 | 4.0 | 5 | 0 |
| Mack Hollins | 2 | 44 | 22.0 | 26t | 1 |
| Ameer Abdullah | 2 | 7 | 3.5 | 5 | 0 |
| TOTAL | 21 | 241 | 11.5 | 27 | 1 |

| TOP DEFENSE | TOT | SOLO | AST | SCK | YDS | INT |
|-----------------|-----|------|-----|-----|-----|-----|
| Divine Deablo | 11 | 6 | 5 | 0.0 | 0.0 | 0 |
| Johnathan Abram | 8 | 6 | 2 | 0.0 | 0.0 | 0 |
| Duron Harmon | 6 | 5 | 1 | 0.0 | 0.0 | 1 |

| FIELD GOALS | FGM/FGA | PERCENT | RESULTS |
|----------------|------------|--------------|---------|
| Daniel Carlson | 1-1 | 100.0 | 50G |
| TOTAL | 1-1 | 100.0 | |

Team Statistics

| | Texans | Raiders |
|------------------------------|----------|----------|
| First Downs | 21 | 25 |
| 3rd-Down Eff. (Made/Att/Pct) | 9/15/60% | 4/9/44% |
| 4th-Down Eff. (Made/Att/Pct) | 1/2/50% | 1/1/100% |
| Total Net Yards | 404 | 400 |
| Total Plays | 65 | 55 |
| Yards Per Play | 6.2 | 7.3 |
| Rushes/Net Yards | 23/108 | 27/164 |
| Net Passing | 296 | 236 |
| Pass Attempts/Completions | 41/28 | 27/21 |
| Had Intercepted | 1 | 0 |
| Sacked/Yards Lost | 1/6 | 1/5 |
| Punts/Average | 1/55.0 | 2/46.5 |
| Penalties/Yards | 3/14 | 5/44 |
| Fumbles/Lost | 0/0 | 2/0 |
| Possession Time | 29:17 | 30:43 |

National Football League Game Summary

NFL Copyright © 2022 by The National Football League. All rights reserved. This summary and play-by-play is for the express purpose of assisting media in their coverage of the game; any other use of this material is prohibited without the written permission of the National Football League.

Date: Sunday, 10/9/2022

Houston Texans at Jacksonville Jaguars

Start Time: 1:02 PM EDT

at TIAA Bank Field, Jacksonville, FL

Game Day Weather

Game Weather: Partly Cloudy and Sunny

Temp: 80° F (26.7° C) Humidity: 69%, Wind: ESE 8 mph

Played Open Stadium on Turf: Grass

Officials

Referee: Torbert, Ronald (62)

Umpire: Pellis, Mark (131)

Down Judge: Causey, Max (84)

Line Judge: Podraza, Tim (47)

Field Judge: Dickson, Ryan (25)

Side Judge: Washington, Keith (7)

Back Judge: Josselyn, Tony (67)

Replay Official: Crudup, Denise (0)

Lineups

| Houston Texans | | | | Jacksonville Jaguars | | | |
|----------------|-------------------|---------|-------------------|----------------------|---------------|---------|-----------------------|
| Offense | | Defense | | Offense | | Defense | |
| WR | 13 B.Cooks | DL | 96 M.Collins | WR | 7 Z.Jones | OLB | 41 J.Allen |
| TE | 83 O.Howard | DL | 92 R.Green | TE | 17 E.Engram | DL | 95 R.Robertson-Harris |
| LT | 78 L.Tunsil | DL | 91 R.Lopez | LT | 74 C.Robinson | DL | 96 A.Gotsis |
| LG | 59 K.Green | DE | 55 J.Hughes | LG | 78 B.Bartch | DT | 52 D.Hamilton |
| C | 54 S.Quessenberry | LB | 51 K.Grugier-Hill | C | 79 L.Fortner | OLB | 44 T.Walker |
| RG | 60 A.Cann | LB | 58 C.Kirksey | RG | 68 B.Scherff | LB | 23 F.Oluokun |
| RT | 71 T.Howard | LB | 32 G.Wallow | RT | 75 J.Taylor | LB | 33 D.Lloyd |
| TE | 86 M.Schreck | CB | 24 D.Stingley | TE | 84 C.Manhertz | CB | 26 S.Griffin |
| WR | 12 N.Collins | CB | 21 S.Nelson | WR | 13 C.Kirk | CB | 32 T.Campbell |
| QB | 10 D.Mills | S | 5 J.Pitre | QB | 16 T.Lawrence | FS | 5 A.Cisco |
| RB | 31 D.Pierce | S | 36 J.Owens | RB | 25 J.Robinson | SS | 2 R.Jenkins |

Substitutions

DB 1 T.Smith, WR 4 P.Dorsett, K 7 K.Fairbairn, P 11 C.Johnston, WR 14 T.Johnson, DB 20 I.Yiadam, DB 23 E.Murray, DB 25 D.King, RB 28 R.Burkhead, DB 29 M.Stewart, RB 33 D.Ogunbowale, FB 34 T.Hairston, DB 35 G.Arnold, LB 43 N.Hewitt, LB 44 J.Reeves-Maybin, DL 45 O.Okoronkwo, LS 46 J.Weeks, LB 49 J.Hansen, DL 50 M.Dwumfour, OL 64 J.McCray, OL 67 C.Heck, TE 88 J.Akins, DL 93 K.Hinish, DL 97 M.Addison

Did Not Play

QB 3 K.Allen, OL 79 J.Morrissey

Not Active

TE 9 B.Jordan, WR 15 C.Moore, DL 52 J.Greenard, LB 53 B.Cashman, DL 56 T.Booker, OL 76 A.Deculus, DL 94 D.Harris

Substitutions

RB 1 T.Etienne, CB 6 C.Claybrooks, P 9 L.Cooke, K 10 R.Patterson, WR 11 M.Jones, WR 15 T.Jones, S 20 D.Thomas, RB 22 J.Hasty, CB 31 D.Williams, CB 37 T.Herndon, WR 39 J.Agnew, S 42 A.Wingard, OLB 45 K.Chaisson, LS 46 R.Maticcik, LB 48 C.Muma, OLB 49 A.Key, LB 50 S.Quarterman, LB 57 C.Johnson, OL 69 T.Shatley, OL 70 C.Van Lanen, OL 72 W.Little, TE 85 D.Arnold, TE 89 L.Farrell, DL 91 D.Smoot, DL 98 C.Peters

Did Not Play

QB 3 C.Beathard

Not Active

WR 14 K.Pryor, RB 24 S.Conner, S 27 T.Gillespie, CB 30 Mo.Brown, OLB 47 D.Dixon, DL 94 F.Fatukasi

Field Goals (made () & missed)

| K.Fairbairn | | (50) (51) | | R.Patterson | | (26) (45) | |
|-------------|----------------------|-----------|---|-------------|---|-----------|-------|
| | | 1 | 2 | 3 | 4 | OT | Total |
| VISITOR: | Houston Texans | 0 | 6 | 0 | 7 | 0 | 13 |
| HOME: | Jacksonville Jaguars | 3 | 3 | 0 | 0 | 0 | 6 |

Scoring Plays

| Team | Qtr | Time | Play Description (Extra Point) (Drive Info) | Visitor | Home |
|---------|-----|-------|---|---------|------|
| Jaguars | 1 | 1:22 | R.Patterson 26 yd. Field Goal (11-60, 4:03) | 0 | 3 |
| Texans | 2 | 12:24 | K.Fairbairn 50 yd. Field Goal (8-44, 3:58) | 3 | 3 |
| Texans | 2 | 3:23 | K.Fairbairn 51 yd. Field Goal (8-30, 4:44) | 6 | 3 |
| Jaguars | 2 | 0:06 | R.Patterson 45 yd. Field Goal (9-51, 3:17) | 6 | 6 |
| Texans | 4 | 3:11 | D.Pierce 1 yd. run (K.Fairbairn kick) (12-74, 6:48) | 13 | 6 |

Paid Attendance: 60,018

Time: 2:58

Final Individual Statistics

[illegible]

Houston Texans vs Jacksonville Jaguars
10/9/2022 at TIAA Bank Field

Final Team Statistics

| | Visitor Texans | Home Jaguars |
|--|-------------------|-----------------|
| TOTAL FIRST DOWNS | 15 | 22 |
| By Rushing | 7 | 6 |
| By Passing | 6 | 15 |
| By Penalty | 2 | 1 |
| THIRD DOWN EFFICIENCY | 5-13-38.5% | 6-14-42.9% |
| FOURTH DOWN EFFICIENCY | 0-0-0.0% | 0-3-0.0% |
| TOTAL NET YARDS | 248 | 422 |
| Total Offensive Plays (inc. times thrown passing) | 56 | 73 |
| Average gain per offensive play | 4.4 | 5.8 |
| NET YARDS RUSHING | 116 | 136 |
| Total Rushing Plays | 31 | 26 |
| Average gain per rushing play | 3.7 | 5.2 |
| Tackles for a loss-number and yards | 3-4 | 3-6 |
| NET YARDS PASSING | 132 | 286 |
| Times thrown - yards lost attempting to pass | 1-8 | 0-0 |
| Gross yards passing | 140 | 286 |
| PASS ATTEMPTS-COMPLETIONS-HAD INTERCEPTED | 24-16-0 | 47-25-2 |
| Avg gain per pass play (inc.# thrown passing) | 5.3 | 6.1 |
| KICKOFFS Number-In End Zone-Touchbacks | 4-4-1 | 3-2-2 |
| PUNTS Number and Average | 6-48.8 | 3-53.0 |
| Had Blocked | 0 | 0 |
| FGs - PATs Had Blocked | 0-0 | 0-0 |
| Net Punting Average | 42.0 | 48.7 |
| TOTAL RETURN YARDAGE (Not Including Kickoffs) | 51 | 21 |
| No. and Yards Punt Returns | 2-13 | 2-21 |
| No. and Yards Kickoff Returns | 1-24 | 3-62 |
| No. and Yards Interception Returns | 2-38 | 0-0 |
| PENALTIES Number and Yards | 4-25 | 6-48 |
| FUMBLES Number and Lost | 0-0 | 0-0 |
| TOUCHDOWNS | 1 | 0 |
| Rushing | 1 | 0 |
| Passing | 0 | 0 |
| EXTRA POINTS Made-Attempts | 1-1 | 0-0 |
| Kicking Made-Attempts | 1-1 | 0-0 |
| FIELD GOALS Made-Attempts | 2-2 | 2-2 |
| RED ZONE EFFICIENCY | 1-1-100% | 0-3-0% |
| GOAL TO GO EFFICIENCY | 1-1-100% | 0-1-0% |
| SAFETIES | 0 | 0 |
| FINAL SCORE | 13 | 6 |
| TIME OF POSSESSION | 31:47 | 28:13 |

Houston Texans vs Jacksonville Jaguars

10/9/2022 at TIAA Bank Field

Ball Possession And Drive Chart

Houston Texans

| # | Time Recd | Time Lost | Time Poss | How Ball Obtained | Drive Began | # Play | Yds Gain | Yds Pen | Net Yds | 1st Down | Last Scrm | How Given Up |
|----|-----------|-----------|-----------|-------------------|-------------|--------|----------|---------|---------|----------|-----------|--------------|
| 1 | 15:00 | 13:58 | 1:02 | Kickoff | HST 25 | 3 | 4 | 0 | 4 | 0 | HST 29 | Punt |
| 2 | 12:21 | 10:13 | 2:08 | Punt | HST 31 | 4 | 21 | 0 | 21 | 1 | JAX 48 | Punt |
| 3 | 7:10 | 5:25 | 1:45 | Punt | HST 4 | 4 | 22 | 0 | 22 | 1 | HST 26 | Punt |
| 4 | 1:22 | 12:24 | 3:58 | Kickoff | HST 25 | 8 | 44 | 0 | 44 | 2 | JAX 31 | Field Goal |
| 5 | 8:07 | 3:23 | 4:44 | Downs | HST 37 | 8 | 30 | 0 | 30 | 3 | JAX 33 | Field Goal |
| 6 | 0:06 | 0:00 | 0:06 | Kickoff | HST 25 | 1 | -1 | 0 | -1 | 0 | HST 25 | End of Half |
| 7 | 10:04 | 1:54 | 8:10 | Interception | HST 2 | 12 | 49 | 0 | 49 | 3 | JAX 49 | Punt |
| 8 | 12:27 | 10:21 | 2:06 | Downs | HST 38 | 3 | 4 | 0 | 4 | 0 | HST 42 | Punt |
| 9 | 9:59 | 3:11 | 6:48 | Punt | HST 26 | 12 | 74 | 0 | 74 | 5 | * JAX 1 | Touchdown |
| 10 | 1:41 | 0:41 | 1:00 | Downs | 50 | 3 | 1 | 0 | 1 | 0 | JAX 49 | Punt |

(263) Average HST 26

Jacksonville Jaguars

| # | Time Recd | Time Lost | Time Poss | How Ball Obtained | Drive Began | # Play | Yds Gain | Yds Pen | Net Yds | 1st Down | Last Scrm | How Given Up |
|----|-----------|-----------|-----------|-------------------|-------------|--------|----------|---------|---------|----------|-----------|--------------|
| 1 | 13:58 | 12:21 | 1:37 | Punt | JAX 20 | 3 | 1 | 0 | 1 | 0 | JAX 21 | Punt |
| 2 | 10:13 | 7:10 | 3:03 | Punt | JAX 3 | 6 | 54 | 0 | 54 | 2 | HST 43 | Punt |
| 3 | 5:25 | 1:22 | 4:03 | Punt | JAX 32 | 11 | 60 | 0 | 60 | 4 | * HST 8 | Field Goal |
| 4 | 12:24 | 8:07 | 4:17 | Kickoff | JAX 8 | 8 | 55 | 0 | 55 | 2 | HST 37 | Downs |
| 5 | 3:23 | 0:06 | 3:17 | Kickoff | JAX 23 | 9 | 66 | -15 | 51 | 3 | * HST 26 | Field Goal |
| 6 | 15:00 | 10:04 | 4:56 | Kickoff | JAX 25 | 9 | 68 | 0 | 68 | 3 | * HST 7 | Interception |
| 7 | 1:54 | 12:27 | 4:27 | Punt | JAX 9 | 10 | 48 | 5 | 53 | 3 | HST 38 | Downs |
| 8 | 10:21 | 9:59 | 0:22 | Punt | JAX 20 | 3 | 0 | -5 | -5 | 0 | JAX 15 | Punt |
| 9 | 3:11 | 1:41 | 1:30 | Kickoff | JAX 14 | 9 | 36 | 0 | 36 | 2 | 50 | Downs |
| 10 | 0:41 | 0:00 | 0:41 | Punt | JAX 13 | 7 | 34 | 0 | 34 | 3 | JAX 47 | Interception |

(167) Average JAX 17

* inside opponent's 20

Time of Possession by Quarter

| | 1st | 2nd | 3rd | 4th | OT | Total |
|----------------------------------|------|------|------|------|----|-------|
| Visitor Houston Texans | 6:17 | 7:26 | 8:10 | 9:54 | | 31:47 |
| Home Jacksonville Jaguars | 8:43 | 7:34 | 6:50 | 5:06 | | 28:13 |

Kickoff Drive No.-Start Average

Texans: 3 - HST 25

Jaguars: 4 - JAX 18

Final Defensive Statistics

Houston Texans

Regular Defensive Plays

Special Teams

Misc

| | TKL | AST | COMB | SK | / YDS | TFL | Q | IN | PD | FF | FR | TKL | AST | FF | FR | BL | TKL | AST | FF | FR |
|-----------------|-----------|-----------|-----------|----------|----------|----------|----------|----------|----------|----------|----------|----------|----------|----------|----------|----------|----------|----------|----------|----------|
| J.Pitre | 7 | 2 | 9 | 0 | 0 | 0 | 0 | 0 | 0 | 0 | 0 | 0 | 0 | 0 | 0 | 0 | 0 | 0 | 0 | 0 |
| D.Stingley | 6 | 1 | 7 | 0 | 0 | 0 | 0 | 1 | 2 | 0 | 0 | 0 | 0 | 0 | 0 | 0 | 0 | 0 | 0 | 0 |
| C.Kirksey | 4 | 3 | 7 | 0 | 0 | 0 | 0 | 0 | 1 | 0 | 0 | 0 | 0 | 0 | 0 | 0 | 0 | 0 | 0 | 0 |
| D.King | 4 | 2 | 6 | 0 | 0 | 0 | 0 | 1 | 3 | 0 | 0 | 0 | 0 | 0 | 0 | 0 | 0 | 0 | 0 | 0 |
| S.Nelson | 4 | 1 | 5 | 0 | 0 | 0 | 0 | 0 | 0 | 0 | 0 | 0 | 0 | 0 | 0 | 0 | 0 | 0 | 0 | 0 |
| K.Grugier-Hill | 3 | 1 | 4 | 0 | 0 | 0 | 0 | 0 | 0 | 0 | 0 | 0 | 0 | 0 | 0 | 0 | 0 | 0 | 0 | 0 |
| J.Owens | 3 | 1 | 4 | 0 | 0 | 0 | 0 | 0 | 0 | 0 | 0 | 0 | 0 | 0 | 0 | 0 | 0 | 0 | 0 | 0 |
| G.Wallow | 3 | 0 | 3 | 0 | 0 | 1 | 0 | 0 | 1 | 0 | 0 | 0 | 1 | 0 | 0 | 0 | 0 | 0 | 0 | 0 |
| R.Green | 3 | 0 | 3 | 0 | 0 | 0 | 0 | 0 | 1 | 0 | 0 | 0 | 0 | 0 | 0 | 0 | 0 | 0 | 0 | 0 |
| N.Hewitt | 3 | 0 | 3 | 0 | 0 | 1 | 0 | 0 | 0 | 0 | 0 | 0 | 0 | 0 | 0 | 0 | 0 | 0 | 0 | 0 |
| M.Collins | 2 | 1 | 3 | 0 | 0 | 1 | 1 | 0 | 0 | 0 | 0 | 0 | 0 | 0 | 0 | 0 | 0 | 0 | 0 | 0 |
| J.Reeves-Maybin | 1 | 1 | 2 | 0 | 0 | 0 | 0 | 0 | 0 | 0 | 0 | 0 | 1 | 0 | 0 | 0 | 0 | 0 | 0 | 0 |
| R.Lopez | 1 | 1 | 2 | 0 | 0 | 0 | 0 | 0 | 0 | 0 | 0 | 0 | 0 | 0 | 0 | 0 | 0 | 0 | 0 | 0 |
| O.Okoronkwo | 1 | 0 | 1 | 0 | 0 | 0 | 0 | 0 | 0 | 0 | 0 | 0 | 0 | 0 | 0 | 0 | 0 | 0 | 0 | 0 |
| J.Hughes | 0 | 1 | 1 | 0 | 0 | 0 | 0 | 0 | 0 | 0 | 0 | 0 | 0 | 0 | 0 | 0 | 0 | 0 | 0 | 0 |
| M.Addison | 0 | 1 | 1 | 0 | 0 | 0 | 0 | 0 | 0 | 0 | 0 | 0 | 0 | 0 | 0 | 0 | 0 | 0 | 0 | 0 |
| D.Ogunbowale | 0 | 0 | 0 | 0 | 0 | 0 | 0 | 0 | 0 | 0 | 0 | 2 | 0 | 0 | 0 | 0 | 0 | 0 | 0 | 0 |
| T.Hairston | 0 | 0 | 0 | 0 | 0 | 0 | 0 | 0 | 0 | 0 | 0 | 1 | 0 | 0 | 0 | 0 | 0 | 0 | 0 | 0 |
| E.Murray | 0 | 0 | 0 | 0 | 0 | 0 | 0 | 0 | 0 | 0 | 0 | 1 | 0 | 0 | 0 | 0 | 0 | 0 | 0 | 0 |
| M.Stewart | 0 | 0 | 0 | 0 | 0 | 0 | 0 | 0 | 0 | 0 | 0 | 0 | 1 | 0 | 0 | 0 | 0 | 0 | 0 | 0 |
| J.Hansen | 0 | 0 | 0 | 0 | 0 | 0 | 0 | 0 | 0 | 0 | 0 | 0 | 1 | 0 | 0 | 0 | 0 | 0 | 0 | 0 |
| Total | 45 | 16 | 61 | 0 | 0 | 3 | 1 | 2 | 8 | 0 | 0 | 4 | 4 | 0 | 0 | 0 | 0 | 0 | 0 | 0 |

TKL = Tackle AST = Assist COMB = Combined QH=QB Hit IN = Interception PD = Pass Defense FF = Forced Fumble FR = Fumble Recovery

Jacksonville Jaguars

Regular Defensive Plays

Special Teams

Misc

| | TKL | AST | COMB | SK | / YDS | TFL | QH | IN | PD | FF | FR | TKL | AST | FF | FR | BL | TKL | AST | FF | FR |
|--------------------|-----------|-----------|-----------|----------|----------|----------|----------|----------|----------|----------|----------|----------|----------|----------|----------|----------|----------|----------|----------|----------|
| R.Jenkins | 7 | 5 | 12 | 0 | 0 | 0 | 0 | 0 | 0 | 0 | 0 | 0 | 0 | 0 | 0 | 0 | 0 | 0 | 0 | 0 |
| D.Lloyd | 6 | 5 | 11 | 0 | 0 | 0 | 0 | 0 | 0 | 0 | 0 | 0 | 0 | 0 | 0 | 0 | 0 | 0 | 0 | 0 |
| F.Oluokun | 6 | 2 | 8 | 1 | 8 | 2 | 2 | 0 | 0 | 0 | 0 | 0 | 0 | 0 | 0 | 0 | 0 | 0 | 0 | 0 |
| S.Griffin | 6 | 0 | 6 | 0 | 0 | 1 | 0 | 0 | 0 | 0 | 0 | 0 | 0 | 0 | 0 | 0 | 0 | 0 | 0 | 0 |
| T.Campbell | 4 | 2 | 6 | 0 | 0 | 0 | 0 | 0 | 0 | 0 | 0 | 0 | 0 | 0 | 0 | 0 | 0 | 0 | 0 | 0 |
| T.Walker | 3 | 2 | 5 | 0 | 0 | 0 | 0 | 0 | 0 | 0 | 0 | 0 | 0 | 0 | 0 | 0 | 0 | 0 | 0 | 0 |
| C.Peters | 2 | 2 | 4 | 0 | 0 | 0 | 0 | 0 | 0 | 0 | 0 | 0 | 0 | 0 | 0 | 0 | 0 | 0 | 0 | 0 |
| D.Hamilton | 1 | 1 | 2 | 0 | 0 | 0 | 1 | 0 | 0 | 0 | 0 | 0 | 0 | 0 | 0 | 0 | 0 | 0 | 0 | 0 |
| A.Cisco | 1 | 1 | 2 | 0 | 0 | 0 | 0 | 0 | 0 | 0 | 0 | 0 | 0 | 0 | 0 | 0 | 0 | 0 | 0 | 0 |
| A.Gotsis | 1 | 0 | 1 | 0 | 0 | 0 | 0 | 0 | 1 | 0 | 0 | 0 | 0 | 0 | 0 | 0 | 0 | 0 | 0 | 0 |
| R.Robertson-Harris | 1 | 0 | 1 | 0 | 0 | 0 | 0 | 0 | 0 | 0 | 0 | 0 | 0 | 0 | 0 | 0 | 0 | 0 | 0 | 0 |
| D.Smoot | 1 | 0 | 1 | 0 | 0 | 0 | 0 | 0 | 0 | 0 | 0 | 0 | 0 | 0 | 0 | 0 | 0 | 0 | 0 | 0 |
| J.Allen | 1 | 0 | 1 | 0 | 0 | 1 | 0 | 0 | 0 | 0 | 0 | 0 | 0 | 0 | 0 | 0 | 0 | 0 | 0 | 0 |
| C.Muma | 0 | 1 | 1 | 0 | 0 | 0 | 0 | 0 | 0 | 0 | 0 | 0 | 0 | 0 | 0 | 0 | 0 | 0 | 0 | 0 |
| A.Key | 0 | 0 | 0 | 0 | 0 | 0 | 2 | 0 | 0 | 0 | 0 | 0 | 0 | 0 | 0 | 0 | 0 | 0 | 0 | 0 |
| D.Williams | 0 | 0 | 0 | 0 | 0 | 0 | 0 | 0 | 1 | 0 | 0 | 0 | 0 | 0 | 0 | 0 | 0 | 0 | 0 | 0 |
| C.Claybrooks | 0 | 0 | 0 | 0 | 0 | 0 | 0 | 0 | 0 | 0 | 0 | 1 | 1 | 0 | 0 | 0 | 0 | 0 | 0 | 0 |
| A.Wingard | 0 | 0 | 0 | 0 | 0 | 0 | 0 | 0 | 0 | 0 | 0 | 1 | 0 | 0 | 0 | 0 | 0 | 0 | 0 | 0 |
| S.Quarterman | 0 | 0 | 0 | 0 | 0 | 0 | 0 | 0 | 0 | 0 | 0 | 1 | 0 | 0 | 0 | 0 | 0 | 0 | 0 | 0 |
| D.Thomas | 0 | 0 | 0 | 0 | 0 | 0 | 0 | 0 | 0 | 0 | 0 | 0 | 1 | 0 | 0 | 0 | 0 | 0 | 0 | 0 |
| T.Lawrence | 0 | 0 | 0 | 0 | 0 | 0 | 0 | 0 | 0 | 0 | 0 | 0 | 0 | 0 | 0 | 0 | 1 | 0 | 0 | 0 |
| Total | 40 | 21 | 61 | 1 | 8 | 4 | 5 | 0 | 2 | 0 | 0 | 3 | 2 | 0 | 0 | 0 | 1 | 0 | 0 | 0 |

First Half Summary

TIME OF POSSESSION

| | |
|---------|-------|
| Texans | 13:43 |
| Jaquars | 16:17 |

- Scoring Plays

| | Houston Texans | Jacksonville Jaguars |
|--|----------------|----------------------|
| TOTAL FIRST DOWNS | 7 | 11 |
| First Downs Rushing-Passing-by Penalty | 3 - 3 - 1 | 5 - 6 - 0 |
| THIRD DOWN EFFICIENCY | 0-5-0.0% | 1-6-16.7% |
| TOTAL NET YARDS | 120 | 236 |
| Total Offensive Plays | 26 | 35 |
| NET YARDS RUSHING | 57 | 99 |
| NET YARDS PASSING | 63 | 137 |
| Gross Yards Passing | 63 | 137 |
| Times thrown-yards lost attempting to pass | 0-0 | 0-0 |
| Pass Attempts-Completions-Had Intercepted | 13 - 7 - 0 | 19 - 11 - 0 |
| Punts-Number and Average | 3 - 53.0 | 2 - 48.5 |
| Penalties-Number and Yards | 1 - 5 | 4 - 28 |
| Fumbles-Number and Lost | 0 - 0 | 0 - 0 |
| Red Zone Efficiency | 0-0-0% | 0-2-0% |
| Average Drive Start | HST 24 | JAX 17 |

| Houston Texans | | | | | | | | | | Jacksonville Jaguars | | | | | | | | | | | | | | | |
|----------------|--|--|--|--|-----|-----|-----|-------|----|----------------------|----------------|------|------------|--|-----|-----|------|-----|------|-------|-------|-------|----|----|------|
| RUSHING | | | | | ATT | YDS | AVG | LG | TD | RUSHING | | | | | ATT | YDS | AVG | LG | TD | | | | | | |
| D.Pierce | | | | | 10 | 55 | 5.5 | 17 | 0 | T.Etienne | | | | | 6 | 61 | 10.2 | 30 | 0 | | | | | | |
| D.Mills | | | | | 2 | 2 | 1.0 | 3 | 0 | J.Robinson | | | | | 7 | 26 | 3.7 | 9 | 0 | | | | | | |
| R.Burkhead | | | | | 1 | 0 | 0.0 | 0 | 0 | J.Hasty | | | | | 1 | 6 | 6.0 | 6 | 0 | | | | | | |
| | | | | | | | | | | J.Agnew | | | | | 1 | 3 | 3.0 | 3 | 0 | | | | | | |
| | | | | | | | | | | T.Lawrence | | | | | 1 | 3 | 3.0 | 3 | 0 | | | | | | |
| | | | | | | | | | | Total | | | | | 13 | 57 | 4.4 | 17 | 0 | Total | | | | | 16 |
| PASSING | | | | | ATT | CMP | YDS | SK/YD | TD | LG | IN | RT | PASSING | | | | | ATT | CMP | YDS | SK/YD | TD | LG | IN | RT |
| D.Mills | | | | | 13 | 7 | 63 | 0/0 | 0 | 20 | 0 | 67.1 | T.Lawrence | | | | | 19 | 11 | 137 | 0/0 | 0 | 37 | 0 | 80.4 |
| Total | | | | | 13 | 7 | 63 | 0/0 | 0 | 20 | 0 | 67.1 | Total | | | | | 19 | 11 | 137 | 0/0 | 0 | 37 | 0 | 80.4 |
| PASS RECEIVING | | | | | TAR | REC | YDS | AVG | LG | TD | PASS RECEIVING | | | | | TAR | REC | YDS | AVG | LG | TD | | | | |
| N.Collins | | | | | 4 | 2 | 36 | 18.0 | 20 | 0 | M.Jones | | | | | 3 | 2 | 39 | 19.5 | 37 | 0 | | | | |
| D.Pierce | | | | | 3 | 2 | 13 | 6.5 | 11 | 0 | E.Engram | | | | | 3 | 2 | 26 | 13.0 | 25 | 0 | | | | |
| B.Cooks | | | | | 4 | 2 | 10 | 5.0 | 6 | 0 | C.Manhertz | | | | | 2 | 2 | 15 | 7.5 | 12 | 0 | | | | |
| R.Burkhead | | | | | 2 | 1 | 4 | 4.0 | 4 | 0 | D.Arnold | | | | | 2 | 1 | 20 | 20.0 | 20 | 0 | | | | |
| | | | | | | | | | | | T.Etienne | | | | | 2 | 1 | 20 | 20.0 | 20 | 0 | | | | |
| | | | | | | | | | | | J.Robinson | | | | | 1 | 1 | 10 | 10.0 | 10 | 0 | | | | |
| | | | | | | | | | | | C.Kirk | | | | | 2 | 1 | 5 | 5.0 | 5 | 0 | | | | |
| | | | | | | | | | | | Z.Jones | | | | | 3 | 1 | 2 | 2.0 | 2 | 0 | | | | |
| | | | | | | | | | | | Total | | | | | 13 | 7 | 63 | 9.0 | 20 | 0 | Total | | | |

[illegible]

10/9/2022 at TIAA Bank Field

First Half Summary

[illegible]

Play By Play

First Quarter

10/9/2022

JAX wins the coin toss and elects to defer. HST elects to Receive, and JAX elects to defend the north goal.

R.Patterson kicks 65 yards from JAX 35 to end zone, Touchback.

Houston Texans at 15:00

- 1-10-HST 25 (15:00) D.Mills pass incomplete short right to N.Collins (A.Gotsis).
- 2-10-HST 25 (14:56) (Shotgun) D.Mills pass short right to B.Cooks to HST 29 for 4 yards (S.Griffin).
- 3-6-HST 29 (14:14) (Shotgun) D.Mills pass incomplete short left to B.Cooks (D.Williams).
- 4-6-HST 29 (14:09) C.Johnston punts 57 yards to JAX 14, Center-J.Weeks. J.Agnew to JAX 20 for 6 yards (J.Reeves-Maybin; G.Wallow).

Jacksonville Jaguars at 13:58

- 1-10-JAX 20 (13:58) J.Robinson right guard to JAX 20 for no gain (K.Grugier-Hill).
- 2-10-JAX 20 (13:22) (Shotgun) T.Lawrence pass short left to E.Engram to JAX 21 for 1 yard (S.Nelson).
- 3-9-JAX 21 (12:39) (Shotgun) T.Lawrence pass incomplete short middle to Z.Jones.
- 4-9-JAX 21 (12:36) L.Cooke punts 58 yards to HST 21, Center-R.Maticcik. D.King to HST 31 for 10 yards (A.Wingard, C.Claybrooks).

Houston Texans at 12:21

- 1-10-HST 31 (12:21) D.Mills pass short right to N.Collins to HST 47 for 16 yards (S.Griffin).
- 1-10-HST 47 (11:46) D.Pierce right end to HST 47 for no gain (D.Lloyd).
- 2-10-HST 47 (11:08) (Shotgun) D.Pierce right end to JAX 48 for 5 yards (R.Jenkins).
- 3-5-JAX 48 (10:26) (Shotgun) D.Mills pass incomplete short middle to R.Burkhead [A.Key].
- 4-5-JAX 48 (10:23) C.Johnston punts 45 yards to JAX 3, Center-J.Weeks, downed by HST-G.Arnold.

P1

Jacksonville Jaguars at 10:13

- 1-10-JAX 3 (10:13) J.Robinson up the middle to JAX 5 for 2 yards (C.Kirksey).
- 2-8-JAX 5 (9:31) T.Etienne right end to JAX 23 for 18 yards (J.Owens).
- 1-10-JAX 23 (8:59) (No Huddle, Shotgun) T.Etienne right end pushed ob at HST 47 for 30 yards (J.Owens).
- 1-10-HST 47 (8:31) (No Huddle, Shotgun) T.Lawrence pass short left to M.Jones to HST 45 for 2 yards (C.Kirksey).
- 2-8-HST 45 (7:56) T.Lawrence pass incomplete deep middle to M.Jones.
- 3-8-HST 45 (7:51) (Shotgun) T.Lawrence pass short right to Z.Jones to HST 43 for 2 yards (D.King).
- 4-6-HST 43 (7:16) L.Cooke punts 39 yards to HST 4, Center-R.Maticcik, fair catch by D.King.

R1

R2

Houston Texans at 7:10

- 1-10-HST 4 (7:10) D.Mills pass short right to N.Collins to HST 24 for 20 yards (S.Griffin).
- 1-10-HST 24 (6:24) D.Pierce right end to HST 26 for 2 yards (A.Gotsis, D.Lloyd).
- 2-8-HST 26 (5:45) D.Mills pass incomplete short middle to D.Pierce.
- 3-8-HST 26 (5:41) (Shotgun) D.Mills pass incomplete short left to B.Cooks [F.Oluokun].
- 4-8-HST 26 (5:36) C.Johnston punts 57 yards to JAX 17, Center-J.Weeks. J.Agnew to JAX 32 for 15 yards (T.Hairston).

P2

Jacksonville Jaguars at 5:25

- 1-10-JAX 32 (5:25) T.Lawrence pass short right to T.Etienne pushed ob at HST 48 for 20 yards (N.Hewitt).
- 1-10-HST 48 (5:02) (No Huddle, Shotgun) T.Etienne right end to HST 44 for 4 yards (R.Lopez; J.Reeves-Maybin).
- 2-6-HST 44 (4:36) (No Huddle) T.Lawrence pass short right to C.Manhertz pushed ob at HST 32 for 12 yards (D.Stingley).
- 1-10-HST 32 (4:14) (No Huddle, Shotgun) J.Robinson up the middle to HST 23 for 9 yards (J.Pitre).
- 2-1-HST 23 (3:49) (No Huddle, Shotgun) J.Robinson right end to HST 19 for 4 yards (J.Hughes; J.Pitre).
- 1-10-HST 19 (3:21) (No Huddle, Shotgun) T.Lawrence pass short right to C.Manhertz to HST 16 for 3 yards (J.Reeves-Maybin).
- 2-7-HST 16 (2:56) (No Huddle, Shotgun) J.Robinson up the middle to HST 9 for 7 yards (D.Stingley; M.Addison).
- 1-9-HST 9 (2:14) (Shotgun) J.Robinson up the middle to HST 8 for 1 yard (O.Okoronkwo).
- 2-8-HST 8 (1:37) (Shotgun) T.Lawrence pass incomplete short middle to E.Engram.
- 3-8-HST 8 (1:33) (Shotgun) T.Lawrence pass incomplete short left.
- 4-8-HST 8 (1:25) **R.Patterson 26 yard field goal is GOOD, Center-R.Maticcik, Holder-L.Cooke.**

P3

P4

R5

R6

HST 0 JAX 3, 11 plays, 60 yards, 4:03 drive, 13:38 elapsed

R.Patterson kicks 64 yards from JAX 35 to HST 1. T.Smith to HST 25 for 24 yards (S.Quarterman, D.Thomas).

Houston Texans at 1:22, (1st play from scrimmage 1:17)

- 1-10-HST 25 (1:17) D.Pierce left end to HST 26 for 1 yard (F.Oluokun).
- 2-9-HST 26 (:41) D.Pierce up the middle to HST 38 for 12 yards (T.Campbell).
- 1-10-HST 38 (:05) D.Pierce right end to HST 45 for 7 yards (T.Walker, C.Peters).

R3

Houston Texans vs Jacksonville Jaguars at TIAA Bank Field

END OF QUARTER

| END OF QUARTER | Score | Time | First Downs | | | | Efficiencies | |
|----------------------|-------|------|-------------|---|---|---|--------------|--------|
| | | Poss | R | P | X | T | 3 Down | 4 Down |
| Houston Texans | 0 | 6:17 | 1 | 2 | 0 | 3 | 0/3 | 0/0 |
| Jacksonville Jaguars | 3 | 8:43 | 4 | 2 | 0 | 6 | 0/3 | 0/0 |

Play By Play

Second Quarter

10/9/2022

Houston Texans continued.

| | | |
|--------------------|---|----|
| 2-3-HST 45 | (15:00) D.Pierce up the middle pushed ob at JAX 38 for 17 yards (S.Griffin). | R4 |
| <u>1-10-JAX 38</u> | (14:22) (Shotgun) D.Mills pass short left to B.Cooks pushed ob at JAX 32 for 6 yards (R.Jenkins). | |
| 2-4-JAX 32 | (13:50) R.Burkhead left end to JAX 32 for no gain (R.Jenkins). | |
| 3-4-JAX 32 | (13:08) (Shotgun) D.Pierce up the middle to JAX 31 for 1 yard (T.Walker; D.Lloyd). | |
| 4-3-JAX 31 | (12:29) K.Fairbairn 50 yard field goal is GOOD, Center-J.Weeks, Holder-C.Johnston. | |

HST 3 JAX 3, 8 plays, 44 yards, 3:58 drive, 2:36 elapsed

K.Fairbairn kicks 70 yards from HST 35 to JAX -5. J.Agnew to JAX 34 for 39 yards (E.Murray, M.Stewart).

PENALTY on JAX-A.Wingard, Illegal Block Above the Waist, 8 yards, enforced at JAX 16.

Jacksonville Jaguars at 12:24, (1st play from scrimmage 12:18)

| | | |
|--------------------|--|----|
| 1-10-JAX 8 | (12:18) (Shotgun) J.Hasty right end to JAX 14 for 6 yards (R.Lopez). | |
| 2-4-JAX 14 | (11:39) (Shotgun) J.Agnew left end to JAX 17 for 3 yards (R.Green). | |
| 3-1-JAX 17 | (11:03) (Shotgun) T.Lawrence left end to JAX 20 for 3 yards (J.Pitre). | R7 |
| <u>1-10-JAX 20</u> | (10:22) T.Lawrence pass deep left to M.Jones to HST 43 for 37 yards (J.Owens). | P8 |
| <u>1-10-HST 43</u> | (9:35) (Shotgun) T.Etienne left end to HST 40 for 3 yards (J.Pitre). | |
| 2-7-HST 40 | (8:55) T.Lawrence pass incomplete short left to Z.Jones (G.Wallow). | |
| 3-7-HST 40 | (8:50) (Shotgun) J.Robinson up the middle to HST 37 for 3 yards (R.Green). | |
| 4-4-HST 37 | (8:10) (Shotgun) T.Lawrence pass incomplete short middle to C.Kirk (D.King). | |

Houston Texans at 8:07

| | | |
|--------------------|---|----|
| 1-10-HST 37 | (8:07) (Shotgun) D.Mills up the middle to HST 40 for 3 yards (D.Lloyd). | |
| 2-7-HST 40 | (7:37) D.Mills pass incomplete short middle to O.Howard (F.Oluokun). | |
| | <i>PENALTY on JAX-D.Lloyd, Defensive Holding, 5 yards, enforced at HST 40 - No Play.</i> | X5 |
| <u>1-10-HST 45</u> | (7:32) D.Pierce left end to 50 for 5 yards (D.Lloyd; R.Jenkins). | |
| 2-5-50 | (6:55) D.Pierce left end to JAX 45 for 5 yards (F.Oluokun; D.Hamilton). | R6 |
| <u>1-10-JAX 45</u> | (6:12) D.Mills pass short middle to D.Pierce to JAX 34 for 11 yards (A.Cisco). | P7 |
| <u>1-10-JAX 34</u> | <i>(5:21) (Shotgun) PENALTY on HST, Delay of Game, 5 yards, enforced at JAX 34 - No Play.</i> | |
| 1-15-JAX 39 | (4:58) (Shotgun) D.Mills pass short left to R.Burkhead to JAX 35 for 4 yards (D.Lloyd). | |
| 2-11-JAX 35 | (4:16) (Shotgun) D.Mills pass short left to D.Pierce to JAX 33 for 2 yards (D.Lloyd). | |
| 3-9-JAX 33 | (3:32) (Shotgun) D.Mills pass incomplete short left to N.Collins. | |
| 4-9-JAX 33 | (3:28) K.Fairbairn 51 yard field goal is GOOD, Center-J.Weeks, Holder-C.Johnston. | |

HST 6 JAX 3, 8 plays, 30 yards, 1 penalty, 4:44 drive, 11:37 elapsed

K.Fairbairn kicks 67 yards from HST 35 to JAX -2. J.Agnew to JAX 23 for 25 yards (D.Ogunbowale, J.Hansen).

Jacksonville Jaguars at 3:23, (1st play from scrimmage 3:17)

| | | |
|-------------|--|----|
| 1-10-JAX 23 | (3:17) T.Etienne left end to JAX 20 for -3 yards (G.Wallow). | |
| 2-13-JAX 20 | <i>(2:40) PENALTY on JAX-B.Bartch, False Start, 5 yards, enforced at JAX 20 - No Play.</i> | |
| 2-18-JAX 15 | (2:27) T.Lawrence pass deep middle to E.Engram to JAX 40 for 25 yards (J.Pitre). JAX-B.Bartch was injured during the play. His return is Questionable. | P9 |

Two-Minute Warning

| | | |
|--------------------|---|-----|
| <u>1-10-JAX 40</u> | (2:00) T.Etienne up the middle to JAX 49 for 9 yards (K.Grugier-Hill; J.Pitre). | |
| 2-1-JAX 49 | (1:26) (No Huddle, Shotgun) T.Lawrence pass short middle to J.Robinson to HST 41 for 10 yards (G.Wallow). | P10 |
| <u>1-10-HST 41</u> | (:59) (No Huddle, Shotgun) T.Lawrence pass deep right to D.Arnold to HST 21 for 20 yards (J.Pitre). | P11 |
| | Timeout #1 by JAX at 00:50. | |
| <u>1-10-HST 21</u> | (:50) (Shotgun) T.Lawrence pass short middle to C.Kirk to HST 16 for 5 yards (K.Grugier-Hill). | |
| 2-5-HST 16 | (:26) (No Huddle, Shotgun) T.Lawrence pass incomplete short middle to D.Arnold. | |
| | Timeout #2 by JAX at 00:23. | |
| 3-5-HST 16 | (:23) (Shotgun) T.Lawrence pass short right to T.Etienne pushed ob at HST 4 for 12 yards (K.Grugier-Hill). | |
| | <i>PENALTY on JAX-J.Taylor, Offensive Holding, 10 yards, enforced at HST 16 - No Play.</i> | |
| 3-15-HST 26 | (:15) (Shotgun) T.Lawrence pass short middle to T.Etienne to HST 16 for 10 yards (C.Kirksey) [M.Collins]. FUMBLES (C.Kirksey), RECOVERED by HST-J.Pitre at HST 11. J.Pitre to HST 19 for 8 yards (D.Arnold; T.Etienne). The Replay Official reviewed the pass completion ruling, and the play was REVERSED. (Shotgun) T.Lawrence pass incomplete short middle to T.Etienne (C.Kirksey) [M.Collins]. | |
| 4-15-HST 26 | (:11) R.Patterson 45 yard field goal is GOOD, Center-R.Maticcik, Holder-L.Cooke. | |

Houston Texans vs Jacksonville Jaguars at TIAA Bank Field

Penalty on HST-T.Smith, Defensive Offside, declined.

HST 6 JAX 6, 9 plays, 51 yards, 3:17 drive, 14:54 elapsed

R.Patterson kicks 65 yards from JAX 35 to end zone, Touchback.

Houston Texans at 0:06

1-10-HST 25 (:06) D.Mills kneels to HST 24 for -1 yards.

END OF QUARTER

| | Score | Time Poss | First Downs | | | | Efficiencies | |
|----------------------|-------|--------------|-------------|---|---|---|--------------|--------|
| | | | R | P | X | T | 3 Down | 4 Down |
| Houston Texans | 6 | 7:26 | 2 | 1 | 1 | 4 | 0/2 | 0/0 |
| Jacksonville Jaguars | 6 | 7:34 | 1 | 4 | 0 | 5 | 1/3 | 0/1 |

Third Quarter

10/9/2022

Play By Play

JAX elects to Receive, and HST elects to defend the South goal.

K.Fairbairn kicks 65 yards from HST 35 to end zone, Touchback.

Jacksonville Jaguars at 15:00

| | | |
|-------------|---|-----|
| 1-10-JAX 25 | (15:00) (Shotgun) T.Etienne up the middle to JAX 27 for 2 yards (R.Green). | |
| 2-8-JAX 27 | (14:28) (Shotgun) T.Lawrence pass deep middle to E.Engram to HST 45 for 28 yards (J.Pitre, J.Owens). | P12 |
| 1-10-HST 45 | (14:03) (No Huddle, Shotgun) T.Etienne up the middle to HST 46 for -1 yards (M.Collins, D.King). | |
| 2-11-HST 46 | (13:26) (Shotgun) T.Lawrence pass short middle to M.Jones to HST 29 for 17 yards (J.Pitre). | P13 |
| 1-10-HST 29 | (12:45) (Shotgun) T.Lawrence scrambles left end ran ob at HST 23 for 6 yards (G.Wallow). | |
| 2-4-HST 23 | (12:09) (Shotgun) T.Etienne right end to HST 23 for no gain (D.King). | |
| 3-4-HST 23 | (11:24) (Shotgun) T.Lawrence pass short left to Z.Jones to HST 16 for 7 yards (S.Nelson; C.Kirksey). | P14 |
| 1-10-HST 16 | (10:50) (Shotgun) T.Etienne right end to HST 7 for 9 yards (K.Grugier-Hill). | |
| 2-1-HST 7 | (10:12) T.Lawrence pass short right intended for Z.Jones INTERCEPTED by D.Stingley at HST -7. D.Stingley to HST 2 for 9 yards (T.Lawrence). | |

Houston Texans at 10:04

| | | |
|-------------|--|-----|
| 1-10-HST 2 | (10:04) D.Pierce up the middle to HST 3 for 1 yard (T.Walker, R.Jenkins). | |
| 2-9-HST 3 | (9:19) (Shotgun) D.Mills pass short right to B.Cooks to HST 6 for 3 yards (T.Campbell) [D.Hamilton]. | |
| 3-6-HST 6 | (8:42) R.Burkhead right guard to HST 15 for 9 yards (D.Lloyd; R.Jenkins). | R8 |
| 1-10-HST 15 | (8:04) D.Pierce left end to HST 21 for 6 yards (D.Lloyd). | |
| 2-4-HST 21 | (7:24) D.Pierce up the middle to HST 24 for 3 yards (R.Jenkins). | |
| 3-1-HST 24 | (6:40) D.Pierce up the middle to HST 26 for 2 yards (C.Peters). | R9 |
| 1-10-HST 26 | (5:58) D.Mills pass short right to M.Schreck to HST 32 for 6 yards (F.Oluokun). | |
| 2-4-HST 32 | (5:19) D.Pierce up the middle to HST 31 for -1 yards (F.Oluokun, R.Jenkins). | |
| 3-5-HST 31 | (4:34) D.Mills pass short left to J.Akins pushed ob at HST 42 for 11 yards (R.Jenkins). | P10 |
| 1-10-HST 42 | (3:54) R.Burkhead right end to HST 48 for 6 yards (R.Jenkins). | |
| 2-4-HST 48 | (3:16) D.Pierce up the middle to 50 for 2 yards (R.Jenkins). | |
| 3-2-50 | (2:34) D.Mills pass short right to D.Pierce to JAX 49 for 1 yard (F.Oluokun, D.Lloyd). | |
| 4-1-JAX 49 | (2:01) C.Johnston punts 40 yards to JAX 9, Center-J.Weeks, fair catch by J.Agnew. | |

Jacksonville Jaguars at 1:54

| | | |
|-------------|---|-----|
| 1-10-JAX 9 | (1:54) J.Robinson left end to JAX 7 for -2 yards (N.Hewitt). | |
| 2-12-JAX 7 | (1:19) (Shotgun) T.Lawrence pass short middle to E.Engram to JAX 11 for 4 yards (N.Hewitt). | |
| 3-8-JAX 11 | (:42) (Shotgun) T.Lawrence pass deep middle to M.Jones to JAX 31 for 20 yards (D.Stingley). | P15 |
| 1-10-JAX 31 | (:05) J.Robinson up the middle to JAX 34 for 3 yards (S.Nelson). | |

END OF QUARTER

| | Score | Time Poss | First Downs | | | | Efficiencies | |
|----------------------|-------|-----------|-------------|---|---|---|--------------|--------|
| | | | R | P | X | T | 3 Down | 4 Down |
| Houston Texans | 6 | 8:10 | 2 | 1 | 0 | 3 | 3/4 | 0/0 |
| Jacksonville Jaguars | 6 | 6:50 | 0 | 4 | 0 | 4 | 2/2 | 0/0 |

Fourth Quarter

10/9/2022

Play By Play

Jacksonville Jaguars continued.

| | | |
|--------------------|---|-----|
| 2-7-JAX 34 | (15:00) T.Lawrence pass short right to J.Robinson to JAX 36 for 2 yards (M.Collins). | |
| 3-5-JAX 36 | (14:21) (Shotgun) T.Lawrence scrambles left end pushed ob at JAX 48 for 12 yards (C.Kirksey). | R16 |
| | <i>PENALTY on HST-D.King, Defensive Holding, 5 yards, enforced at JAX 48.</i> | X17 |
| <u>1-10-HST 47</u> | (13:54) T.Lawrence pass incomplete deep left to C.Kirk. | |
| 2-10-HST 47 | (13:47) (Shotgun) T.Lawrence pass short right to Z.Jones to HST 44 for 3 yards (C.Kirksey, D.King). | |
| 3-7-HST 44 | (13:03) (Shotgun) T.Lawrence pass short left to E.Engram to HST 38 for 6 yards (S.Nelson, C.Kirksey). | |
| 4-1-HST 38 | (12:34) (Shotgun) J.Robinson up the middle to HST 38 for no gain (C.Kirksey; M.Collins). | |

Houston Texans at 12:27

| | | |
|-------------|--|--|
| 1-10-HST 38 | (12:27) D.Mills sacked at HST 30 for -8 yards (F.Oluokun). | |
| 2-18-HST 30 | (11:43) (Shotgun) D.Pierce up the middle to HST 33 for 3 yards (D.Lloyd). | |
| 3-15-HST 33 | (11:05) (Shotgun) D.Mills pass short left to R.Burkhead to HST 42 for 9 yards (F.Oluokun). | |
| 4-6-HST 42 | (10:28) C.Johnston punts 58 yards to end zone, Center-J.Weeks, Touchback. | |

Jacksonville Jaguars at 10:21

| | | |
|-------------|--|--|
| 1-10-JAX 20 | (10:21) (Shotgun) T.Lawrence pass incomplete short middle to Z.Jones. | |
| 2-10-JAX 20 | (10:17) (Shotgun) T.Lawrence pass incomplete short left to M.Jones. | |
| 3-10-JAX 20 | <i>(10:12) PENALTY on JAX, Offensive Too Many Men on Field, 5 yards, enforced at JAX 20 - No Play.</i> | |
| 3-15-JAX 15 | (10:12) (Shotgun) T.Lawrence pass incomplete short right to J.Agnew. | |
| 4-15-JAX 15 | (10:09) L.Cooke punts 62 yards to HST 23, Center-R.Maticcik. T.Smith to HST 26 for 3 yards (C.Claybrooks). | |

Houston Texans at 9:59

| | | |
|--------------------|---|-----|
| 1-10-HST 26 | (9:59) D.Pierce left guard to HST 27 for 1 yard (R.Robertson-Harris). | |
| 2-9-HST 27 | (9:15) (Shotgun) D.Mills pass short left to B.Cooks to HST 34 for 7 yards (C.Peters). | |
| 3-2-HST 34 | (8:27) (Shotgun) D.Mills pass deep left to N.Collins to JAX 43 for 23 yards (T.Campbell). | P11 |
| | <i>Penalty on JAX-T.Campbell, Defensive Pass Interference, declined.</i> | |
| <u>1-10-JAX 43</u> | (7:59) D.Pierce right end to JAX 41 for 2 yards (S.Griffin). | |
| | <i>PENALTY on HST-P.Dorsett, Offensive Holding, 10 yards, enforced at JAX 43 - No Play.</i> | |
| 1-20-HST 47 | (7:34) (Shotgun) D.Mills pass incomplete short right to O.Howard. | |
| 2-20-HST 47 | (7:30) (Shotgun) D.Mills pass incomplete short middle to D.Pierce. | |
| 3-20-HST 47 | <i>(7:26) (Shotgun) PENALTY on JAX-T.Walker, Unnecessary Roughness, 15 yards, enforced at HST 47 - No Play.</i> | X12 |
| | <i>Penalty on JAX-T.Walker, Neutral Zone Infraction, declined.</i> | |
| <u>1-10-JAX 38</u> | (7:26) D.Pierce right end pushed ob at JAX 39 for -1 yards (S.Griffin, R.Jenkins). | |
| 2-11-JAX 39 | (6:50) (Shotgun) D.Mills pass short left to N.Collins to JAX 33 for 6 yards (T.Campbell). | |
| 3-5-JAX 33 | <i>(6:10) (Shotgun) PENALTY on HST-T.Howard, False Start, 5 yards, enforced at JAX 33 - No Play.</i> | |
| 3-10-JAX 38 | (6:10) (Shotgun) D.Mills pass short right to J.Akins pushed ob at JAX 27 for 11 yards (S.Griffin) [A.Key]. | P13 |
| <u>1-10-JAX 27</u> | (5:41) D.Pierce left end to JAX 22 for 5 yards (F.Oluokun; T.Campbell). | |
| 2-5-JAX 22 | (5:02) D.Pierce up the middle to JAX 2 for 20 yards (D.Smoot, A.Cisco). | R14 |
| | Timeout #1 by HST at 04:11. | |
| <u>1-2-JAX 2</u> | (4:11) D.Pierce right end to JAX 1 for 1 yard (D.Hamilton, C.Muma). | |
| | Jacksonville challenged the runner was down by contact ruling, and the play was Upheld. The ruling on the field stands. (Timeout #1.) | |
| 2-1-JAX 1 | (3:14) D.Pierce up the middle for 1 yard, TOUCHDOWN. | R15 |
| | K.Fairbairn extra point is GOOD, Center-J.Weeks, Holder-C.Johnston. | |

HST 13 JAX 6, 12 plays, 74 yards, 1 penalty, 6:48 drive, 11:49 elapsed

K.Fairbairn kicks 67 yards from HST 35 to JAX -2. J.Agnew to JAX 14 for 16 yards (D.Ogunbowale).

Jacksonville Jaguars at 3:11, (1st play from scrimmage 3:07)

| | | |
|--------------------|---|-----|
| 1-10-JAX 14 | (3:07) (Shotgun) T.Lawrence scrambles up the middle to JAX 22 for 8 yards (D.King). | |
| 2-2-JAX 22 | (2:44) (No Huddle, Shotgun) T.Lawrence pass incomplete short middle to E.Engram. | |
| 3-2-JAX 22 | (2:42) (Shotgun) T.Lawrence pass short right to M.Jones to JAX 28 for 6 yards (D.King). | P18 |
| <u>1-10-JAX 28</u> | (2:18) (No Huddle, Shotgun) T.Lawrence pass short left to E.Engram ran ob at JAX 33 for 5 yards (S.Nelson). | |
| 2-5-JAX 33 | (2:13) (Shotgun) T.Lawrence pass deep right to M.Jones to 50 for 17 yards (D.Stingley). | P19 |

Two-Minute Warning

| | | |
|----------------|--|--|
| <u>1-10-50</u> | (2:00) (Shotgun) T.Lawrence pass incomplete short left to T.Etienne. | |
| 2-10-50 | (1:56) (Shotgun) T.Lawrence pass incomplete deep right to E.Engram. | |

Houston Texans vs Jacksonville Jaguars at TIAA Bank Field

3-10-50 (1:51) (Shotgun) T.Lawrence pass incomplete short middle to M.Jones (R.Green).
4-10-50 (1:47) (Shotgun) T.Lawrence pass incomplete deep right to E.Engram.

Houston Texans at 1:41

1-10-50 (1:41) D.Pierce up the middle to JAX 49 for 1 yard (C.Peters; T.Campbell).
Timeout #2 by JAX at 01:37.
2-9-JAX 49 (1:37) D.Pierce right end to JAX 47 for 2 yards (T.Walker).
Timeout #3 by JAX at 01:34.
3-7-JAX 47 (1:34) D.Pierce right end to JAX 49 for -2 yards (J.Allen, T.Walker).
Timeout #2 by HST at 00:47.
4-9-JAX 49 (:47) C.Johnston punts 36 yards to JAX 13, Center-J.Weeks, out of bounds.

Jacksonville Jaguars at 0:41

1-10-JAX 13 (:41) (Shotgun) T.Lawrence pass incomplete deep middle to Z.Jones (D.King).
2-10-JAX 13 (:36) (Shotgun) T.Lawrence pass short right to M.Jones to JAX 18 for 5 yards. Lateral to C.Kirk to JAX 24 for 6 yards (D.Stingley).
1-10-JAX 24 (:19) (No Huddle) T.Lawrence spiked the ball to stop the clock.
2-10-JAX 24 (:18) (Shotgun) T.Lawrence pass incomplete deep right to M.Jones (D.Stingley).
3-10-JAX 24 (:13) (Shotgun) T.Lawrence pass short right to T.Etienne ran ob at JAX 35 for 11 yards (D.Stingley).
1-10-JAX 35 (:08) (Shotgun) T.Lawrence pass short right to T.Etienne ran ob at JAX 47 for 12 yards (D.Stingley).
1-10-JAX 47 (:03) (Shotgun) T.Lawrence pass deep middle INTERCEPTED by D.King at HST 15. D.King ran ob at HST 44 for 29 yards.

P20

P21

P22

END OF QUARTER

| | | Time Poss | First Downs | | | | Efficiencies | |
|----------------------|-------|-----------|-------------|---|---|---|--------------|--------|
| | Score | | R | P | X | T | 3 Down | 4 Down |
| Houston Texans | 13 | 9:54 | 2 | 2 | 1 | 5 | 2/4 | 0/0 |
| Jacksonville Jaguars | 6 | 5:06 | 1 | 5 | 1 | 7 | 3/6 | 0/2 |

Miscellaneous Statistics Report

Houston Texans vs Jacksonville Jaguars

10/9/2022 at TIAA Bank Field

Ten Longest Plays for Houston Texans

| Yards | Qtr | Play Start | Play Description |
|-------|-----|-------------|---|
| 23 | 4 | 3-2-HST 34 | (8:27) (Shotgun) D.Mills pass deep left to N.Collins to JAX 43 for 23 yards (T.Campbell). Penalty on JAX-T.Campbell, Defensive Pass Interference, declined. |
| 20 | 1 | 1-10-HST 4 | (7:10) D.Mills pass short right to N.Collins to HST 24 for 20 yards (S.Griffin). |
| 20 | 4 | 2-5-JAX 22 | (5:02) D.Pierce up the middle to JAX 2 for 20 yards (D.Smoot, A.Cisco). |
| 17 | 2 | 2-3-HST 45 | (15:00) D.Pierce up the middle pushed ob at JAX 38 for 17 yards (S.Griffin). |
| 16 | 1 | 1-10-HST 31 | (12:21) D.Mills pass short right to N.Collins to HST 47 for 16 yards (S.Griffin). |
| 12 | 1 | 2-9-HST 26 | (:41) D.Pierce up the middle to HST 38 for 12 yards (T.Campbell). |
| 11 | 2 | 1-10-JAX 45 | (6:12) D.Mills pass short middle to D.Pierce to JAX 34 for 11 yards (A.Cisco). |
| 11 | 3 | 3-5-HST 31 | (4:34) D.Mills pass short left to J.Akins pushed ob at HST 42 for 11 yards (R.Jenkins). |
| 11 | 4 | 3-10-JAX 38 | (6:10) (Shotgun) D.Mills pass short right to J.Akins pushed ob at JAX 27 for 11 yards (S.Griffin) [A.Key]. |
| 9 | 3 | 3-6-HST 6 | (8:42) R.Burkhead right guard to HST 15 for 9 yards (D.Lloyd; R.Jenkins). |

Ten Longest Plays for Jacksonville Jaguars

| Yards | Qtr | Play Start | Play Description |
|-------|-----|-------------|--|
| 37 | 2 | 1-10-JAX 20 | (10:22) T.Lawrence pass deep left to M.Jones to HST 43 for 37 yards (J.Owens). |
| 30 | 1 | 1-10-JAX 23 | (8:59) (No Huddle, Shotgun) T.Etienne right end pushed ob at HST 47 for 30 yards (J.Owens). |
| 28 | 3 | 2-8-JAX 27 | (14:28) (Shotgun) T.Lawrence pass deep middle to E.Engram to HST 45 for 28 yards (J.Pitre, J.Owens). |
| 25 | 2 | 2-18-JAX 15 | (2:27) T.Lawrence pass deep middle to E.Engram to JAX 40 for 25 yards (J.Pitre). JAX-B.Bartch was injured during the play. |
| 20 | 1 | 1-10-JAX 32 | (5:25) T.Lawrence pass short right to T.Etienne pushed ob at HST 48 for 20 yards (N.Hewitt). |
| 20 | 2 | 1-10-HST 41 | (:59) (No Huddle, Shotgun) T.Lawrence pass deep right to D.Arnold to HST 21 for 20 yards (J.Pitre). |
| 20 | 3 | 3-8-JAX 11 | (:42) (Shotgun) T.Lawrence pass deep middle to M.Jones to JAX 31 for 20 yards (D.Stingley). |
| 18 | 1 | 2-8-JAX 5 | (9:31) T.Etienne right end to JAX 23 for 18 yards (J.Owens). |
| 17 | 3 | 2-11-HST 46 | (13:26) (Shotgun) T.Lawrence pass short middle to M.Jones to HST 29 for 17 yards (J.Pitre). |
| 17 | 4 | 3-5-JAX 36 | (14:21) (Shotgun) T.Lawrence scrambles left end pushed ob at JAX 48 for 12 yards (C.Kirksey). |

Touchdown Scoring Information

| | | Offense | Defense | Special Teams |
|----------------|----------------------|---------|---------|---------------|
| VISITOR | Houston Texans | 1 | 0 | 0 |
| HOME | Jacksonville Jaguars | 0 | 0 | 0 |

Player Scoring Information

| Club | Player | TD | Rush TD | Rec TD | KO TD | Punt TD | Int TD | Fum TD | Misc TD | FG | XP | 2Pt Rush | 2Pt Rec | Sfty | Points |
|------|-------------|----|---------|--------|-------|---------|--------|--------|---------|----|----|----------|---------|------|--------|
| HST | K.Fairbairn | 0 | 0 | 0 | 0 | 0 | 0 | 0 | 0 | 2 | 1 | 0 | 0 | 0 | 7 |
| HST | D.Pierce | 0 | 1 | 0 | 0 | 0 | 0 | 0 | 0 | 0 | 0 | 0 | 0 | 0 | 6 |
| JAX | R.Patterson | 0 | 0 | 0 | 0 | 0 | 0 | 0 | 0 | 2 | 0 | 0 | 0 | 0 | 6 |

Possession Detail

| | First Half | | Second Half | | Game | |
|-----------------------------|------------|------|-------------|------|---------|------|
| | Visitor | Home | Visitor | Home | Visitor | Home |
| Largest Lead | 3 | 3 | 7 | 0 | 7 | 3 |
| Drives Leading | 0 | 0 | 1 | 0 | 1 | 0 |
| Time of Possession Leading | 0:00 | 0:00 | 1:00 | 0:00 | 1:00 | 0:00 |
| Largest Deficit | -3 | -3 | 0 | -7 | -3 | -7 |
| Drives Trailing | 1 | 1 | 0 | 2 | 1 | 3 |
| Time of Possession Trailing | 3:58 | 3:17 | 0:00 | 2:11 | 3:58 | 5:28 |
| Times Score Tied Up | | 2 | | 0 | | 2 |
| Lead Changes | | 2 | | 1 | | 3 |

Playtime Percentage

Percent of playtime per player on offense, defense and special teams (Unofficial)

| Houston Texans | | | | | | Jacksonville Jaguars | | | | | | | | | |
|-----------------|----|---------|-----|---------|------|----------------------|--------------|--------------------|---------|-----|---------|----|---------------|-----|-----|
| | | Offense | | Defense | | Special Teams | | | Offense | | Defense | | Special Teams | | |
| A Cann | G | 58 100% | | | 3 | 14% | J Taylor | T | 75 100% | | | 2 | 10% | | |
| K Green | G | 58 100% | | | 3 | 14% | L Fortner | C | 75 100% | | | 2 | 10% | | |
| L Tunsil | T | 58 100% | | | 3 | 14% | C Robinson | T | 75 100% | | | 1 | 5% | | |
| T Howard | T | 58 100% | | | 3 | 14% | B Scherff | G | 75 100% | | | | | | |
| S Quessenberry | C | 58 100% | | | | | T Lawrence | QB | 75 100% | | | | | | |
| D Mills | QB | 58 100% | | | | | C Kirk | WR | 72 | 96% | | | | | |
| N Collins | WR | 47 | 81% | | | | M Jones | WR | 65 | 87% | | | | | |
| O Howard | TE | 46 | 79% | | 3 | 14% | Z Jones | WR | 60 | 80% | | | | | |
| D Pierce | RB | 46 | 79% | | | | E Engram | TE | 56 | 75% | | | | | |
| B Cooks | WR | 45 | 78% | | | | T Shatley | G | 46 | 61% | | 2 | 10% | | |
| T Johnson | WR | 25 | 43% | | | | T Etienne | RB | 40 | 53% | | | | | |
| M Schreck | TE | 24 | 41% | | | | J Robinson | RB | 30 | 40% | | | | | |
| T Hairston | FB | 22 | 38% | | 15 | 71% | B Bartch | G | 29 | 39% | | 1 | 5% | | |
| R Burkhead | RB | 12 | 21% | | | | C Manhertz | TE | 26 | 35% | | 6 | 29% | | |
| P Dorsett | WR | 11 | 19% | | | | D Arnold | TE | 8 | 11% | | 10 | 48% | | |
| J Akins | TE | 10 | 17% | | | | L Farrell | TE | 8 | 11% | | 7 | 33% | | |
| C Heck | T | 2 | 3% | | 3 | 14% | J Agnew | WR | 6 | 8% | | 10 | 48% | | |
| J Owens | FS | | | 75 | 100% | 2 | 10% | J Hasty | RB | 3 | 4% | | 13 | 62% | |
| D Stingley | DB | | | 75 | 100% | | | T Jones | WR | 1 | 1% | | 9 | 43% | |
| J Pitre | DB | | | 75 | 100% | | | R Jenkins | SS | | | 58 | 100% | 7 | 33% |
| S Nelson | CB | | | 75 | 100% | | | A Cisco | SS | | | 58 | 100% | 6 | 29% |
| C Kirksey | LB | | | 63 | 84% | | | D Lloyd | LB | | | 58 | 100% | 4 | 19% |
| K Grugier-Hill | LB | | | 59 | 79% | | | F Oluokun | LB | | | 58 | 100% | 4 | 19% |
| D King | CB | | | 54 | 72% | 5 | 24% | T Campbell | CB | | | 56 | 97% | 4 | 19% |
| J Hughes | DE | | | 49 | 65% | | | T Walker | LB | | | 47 | 81% | 4 | 19% |
| M Addison | DE | | | 48 | 64% | | | S Griffin | CB | | | 47 | 81% | | |
| R Green | DE | | | 46 | 61% | 2 | 10% | R Robertson-Harris | DT | | | 43 | 74% | 4 | 19% |
| M Collins | DT | | | 45 | 60% | 1 | 5% | J Allen | LB | | | 42 | 72% | 4 | 19% |
| M Dwumfour | DT | | | 31 | 41% | 2 | 10% | D Hamilton | DT | | | 40 | 69% | 1 | 5% |
| R Lopez | DT | | | 29 | 39% | 5 | 24% | A Gotsis | DE | | | 25 | 43% | 5 | 24% |
| K Hinish | DT | | | 27 | 36% | 2 | 10% | C Peters | DT | | | 25 | 43% | 1 | 5% |
| O Okoronkwo | DE | | | 25 | 33% | | | D Williams | CB | | | 24 | 41% | 2 | 10% |
| G Wallow | LB | | | 18 | 24% | 11 | 52% | D Smoot | DE | | | 23 | 40% | 1 | 5% |
| J Reeves-Maybin | LB | | | 16 | 21% | 18 | 86% | A Key | LB | | | 20 | 34% | 3 | 14% |
| N Hewitt | LB | | | 12 | 16% | 17 | 81% | C Muma | LB | | | 11 | 19% | 16 | 76% |
| J Hansen | LB | | 3 | 4% | 10 | 48% | K Chaisson | LB | | 3 | 5% | | | 7 | 33% |
| E Murray | FS | | | | 18 | 86% | C Johnson | LB | | | | | | 15 | 71% |
| M Stewart | SS | | | | 18 | 86% | A Wingard | FS | | | | | | 15 | 71% |
| T Smith | CB | | | | 18 | 86% | D Thomas | SS | | | | | | 15 | 71% |
| D Ogunbowale | RB | | | | 16 | 76% | S Quarterman | LB | | | | | | 15 | 71% |
| I Yiadom | CB | | | | 13 | 62% | C Claybrooks | CB | | | | | | 11 | 52% |
| G Arnold | DB | | | | 12 | 57% | L Cooke | P | | | | | | 5 | 24% |
| C Johnston | P | | | | 9 | 43% | R Patterson | K | | | | | | 5 | 24% |
| J Weeks | LS | | | | 9 | 43% | R Maticsik | LS | | | | | | 5 | 24% |
| K Fairbairn | K | | | | 7 | 33% | | | | | | | | | |

| | | | | | | | |
|----------|---|---|-----|-------------|----|---|-----|
| J McCray | C | 3 | 14% | T Herndon | CB | 5 | 24% |
| | | | | W Little | T | 2 | 10% |
| | | | | C Van Lanen | G | 2 | 10% |



HOUSTON
TEXANS

A close-up photograph of a player's hands wearing tan Nike batting gloves. The gloves have a white Nike swoosh on the back of the hand. The player is holding a baseball glove, which is visible in the background. The background is a blurred image of a baseball field.

PLAYER BIOGRAPHIES



MARIO
ADDISON

97

DEFENSIVE LINEMAN

Ht: 6-3

DOB: 9/6/1987

Texans Season: 1

Acquired: FA-'22

Wt: 260

College: Troy

NFL Season: 12

TRANSACTIONS: Signed by the Chicago Bears as a college free agent on July 26, 2011...Released by the Bears on Nov. 21, 2011...Acquired via waivers by the Indianapolis Colts on Nov. 23, 2011...Released by the Colts on Oct. 1, 2012...Signed to the Colts practice squad on Oct. 2, 2012...Signed with Washington on Oct. 9, 2012...Released by Washington on Nov. 28, 2012...Signed to the Washington practice squad on Nov. 30, 2012...Signed with the Carolina Panthers on Dec. 4, 2012...Signed a contract extension with the Panthers on June 18, 2014...Signed a contract extension with the Panthers on Feb. 26, 2017...Signed with the Buffalo Bills as an unrestricted free agent on March 19, 2020...Signed with the Houston Texans on May 10, 2022...Placed on the reserve/injured list on Sept. 10, 2022...Placed on the reserve/injured - Designated for Return list on Oct. 5, 2022...Activated from the reserve/injured list on Oct. 8, 2022.

2022 (Houston 2/0):

- Placed on the reserve/injured list for the first four weeks of the season
- Made his Texans debut at Jacksonville (10/9) and has two tackles in two games

2021 (Buffalo 17/0, 2/0):

- Played in all 17 games and totaled 29 tackles (20 solo), 7.0 sacks, seven quarterback hits, eight tackles for loss and two forced fumbles
- Registered a sack and a forced fumble in the season opener vs. Pittsburgh (9/12)
- Notched three tackles (two solo), 1.0 sack, one quarterback hit and one tackle for loss vs. Miami (10/31)
- Recorded four tackles (two solo), 1.0 sack, one quarterback hit and two tackles for loss at New Orleans (11/25)
- Posted a season-high 2.0 sacks and tallied four tackles (all solo), one quarterback hit, one tackle for loss and one forced fumble vs. the N.Y. Jets (1/9/22)
- Logged one solo tackle in the Wild Card Round vs. New England (1/15/22)

2020 (Buffalo 15/7, 3/3):

- Appeared in 15 games (seven starts) and amassed 30 tackles (21 solo), 5.0 sacks, eight quarterback hits, seven tackles for loss and four passes defended
- Tallied three tackles (all solo), 1.0 sack, one quarterback hit and two tackles for loss in the season opener vs. the N.Y. Jets (9/13)

- Recorded a career-best two passes defended in addition to one tackle vs. the L.A. Rams (9/27)
- Logged four tackles (three solo), 1.0 sack, two quarterback hits and one tackle for loss vs. Kansas City (10/19)
- Notched four tackles (three solo), 1.0 sack, one quarterback hit and one tackle for loss vs. Seattle (11/8)
- Posted four tackles (two solo), 1.0 sack, one quarterback hit and one tackle for loss at Denver (12/19)
- Made three tackles (two solo) and one tackle for loss in the Wild Card Round vs. Indianapolis (1/9/21)
- Finished with two tackles (one solo), 1.0 sack, one quarterback hit and one forced fumble in the Divisional Round Game vs. Baltimore (1/16/21)
- Amassed a postseason single-game career-high five tackles (four solo) and two tackles for loss in the AFC Championship Game at Kansas City (1/24/21)

2019 (Carolina 15/15):

- Started all 15 games he appeared in and totaled 34 tackles (20 solo), 9.5 sacks, 14 quarterback hits, six tackles for loss and two forced fumbles
- Matched his single-game career high with 3.0 sacks and made three tackles (two solo), four quarterback hits and two tackles for loss at Arizona (9/22)
- Tallied four tackles (two solo) along with 2.0 sacks, two quarterback hits and two tackles for loss at Houston (9/29)
- Posted 1.0 sack, one forced fumble and two tackles (one solo) vs. Jacksonville (10/6)
- Amassed a single-game career-high seven tackles (four solo) as well as 1.5 sacks and three quarterback hits vs. Washington (12/1)

2018 (Carolina 16/16):

- Started all 16 games and finished with 35 tackles (20 solo), 9.0 sacks, 12 quarterback hits, 11 tackles for loss and two forced fumbles
- Made three tackles (one solo), 1.5 sacks, one quarterback hit and one forced fumble in the season opener vs. Dallas (9/9)
- Recorded four tackles (all solo), 1.0 sack, one quarterback hit and one tackle for loss at Washington (10/14)
- Set a single-game career high with 3.0 sacks along with a season-high five tackles (three solo), also tallying three quarterback hits, two tackles for loss and one forced fumble vs. Tampa Bay (11/4)



- ✦ Notched 1.0 sack in the season finale at New Orleans (12/30)

2017 (Carolina 16/16, 1/1):

- ✦ Started all 16 games and amassed career highs in tackles (44 total, 27 solo) and sacks (11.0), also posting 15 quarterback hits, 10 tackles for loss, two forced fumbles and one pass defended
- ✦ Notched four tackles (all solo), 1.0 sack, one quarterback hit and two tackles for loss vs. Buffalo (9/17)
- ✦ Made a season-high six tackles (two solo) along with 1.0 sack, one quarterback hit and one tackle for loss vs. New Orleans (9/24)
- ✦ Logged two tackles (one solo), 1.0 sack and one forced fumble at Detroit (10/8)
- ✦ Posted five tackles (three solo), 1.5 sacks, two quarterback hits and one tackle for loss at Tampa Bay (10/29)
- ✦ Finished with two tackles (both solo), 1.0 sack, three quarterback hits and one tackle for loss at New Orleans (12/3)
- ✦ Registered three tackles (two solo), 1.0 sack, one tackle for loss, one forced fumble and one pass defended vs. Minnesota (12/10)
- ✦ Made his first career postseason start in the Wild Card Round at New Orleans (1/7/18)

2016 (Carolina 14/1):

- ✦ Played in 14 games (one start) and totaled 26 tackles (22 solo), 9.5 sacks, 15 quarterback hits, 11 tackles for loss, two forced fumbles, one fumble recovery and one pass defended
- ✦ Notched three tackles (one solo), 1.0 sack and one quarterback hit vs. San Francisco (9/18)
- ✦ Posted three tackles (all solo), 2.0 sacks, two quarterback hits, three tackles for loss and one pass defended at the L.A. Rams (11/6)
- ✦ Made three tackles (two solo), 2.0 sacks, two quarterback hits, one tackle for loss, one forced fumble and one fumble recovery vs. New Orleans (11/17)
- ✦ Recorded a season-high four tackles (all solo) in addition to 1.0 sack, one quarterback hit and three tackles for loss

2015 (Carolina 14/0, 3/0):

- ✦ Appeared in 14 games and totaled 19 tackles (11 solo), 6.0 sacks, 17 quarterback hits, five tackles for loss and four special teams tackles
- ✦ Made a season-high 2.0 sacks and tallied two tackles (both solo), three quarterback hits, two tackles for loss and one special teams tackle at Jacksonville (9/13)
- ✦ Recorded two tackles (one solo), 1.5 sacks, two quarterback hits and one tackle for loss vs. Washington (11/22)
- ✦ Finished with a career-high five quarterback hits and notched 1.0 sack vs. Tampa Bay (1/3/16)
- ✦ Logged a quarterback hit in the Divisional Round Game vs. Seattle (1/17/16)
- ✦ Registered one solo tackle and one quarterback hit in the AFC Championship Game vs. Arizona (1/24/16)
- ✦ Made one special teams tackle in Super Bowl 50 vs. Denver (2/7/16), his first career Super Bowl appearance

2014 (Carolina 16/0, 2/0):

- ✦ Played in all 16 games and amassed 22 tackles (nine solo), 6.5 sacks, 14 quarterback hits, five tackles for loss, one forced fumble, two fumble recoveries and one special

teams tackle

- ✦ Posted a season-high 2.5 sacks as well as three tackles (two solo), four quarterback hits and two tackles for loss vs. Detroit (9/14)
- ✦ Logged 1.0 sack, two quarterback hits, one tackle for loss and two tackles (one solo) vs. Pittsburgh (9/21)
- ✦ Totaled a season-high four tackles (one solo) and recovered a fumble vs. New Orleans (10/30)
- ✦ Finished with three tackles (one solo), 1.0 sack, one quarterback hit and one tackle for loss in the Divisional Round Game at Seattle (1/10/15)

2013 (Carolina 16/2, 1/0):

- ✦ Played in all 16 games (two starts) for the first time in his career and made 13 tackles (seven solo), nine quarterback hits, one tackle for loss, one forced fumble, one fumble recovery and eight special teams tackles (six solo)
- ✦ Registered 0.5 sack and one special teams tackle at Arizona (10/6)
- ✦ Posted two tackles (both solo) and a forced fumble vs. Atlanta (11/3)
- ✦ Recovered a fumble and made two stops vs. New England (11/18)
- ✦ Notched a season-high four quarterback hits in addition to one solo tackle, 1.0 sack, one tackle for loss and one special teams tackle at Miami (11/24)
- ✦ Played in his first career postseason contest in the Divisional Round vs. San Francisco (1/12/14) and made one tackle

2012 (Indianapolis 3/0; Washington 5/0; Carolina 4/1):

- ✦ Played in three games for the Colts and totaled two special teams tackles
- ✦ Appeared in five games for Washington and registered three special teams stops
- ✦ Made four appearances including his first career start with the Panthers, finishing with four tackles (all solo), 1.0 sack, one quarterback hit, one forced fumble and one special teams tackle
- ✦ Logged his first career sack and forced a fumble at San Diego (12/16)
- ✦ Made three defensive tackles (all solo) and one special teams tackle vs. Oakland (12/23)

2011 (Chicago 3/0; Indianapolis 3/0):

- ✦ Appeared in three games for the Bears before being waived and acquired by the Colts, where he also played in three games and tallied five tackles (one solo)
- ✦ Played in his first NFL game with the Bears at New Orleans (9/18)
- ✦ Totaled a season-high four tackles in his first game with the Colts at New England (12/4)
- ✦ Made his first career solo tackle at Baltimore (12/11)

COLLEGE:

- ✦ Played two seasons (2009-10) at Troy (Ala.) University after playing two junior college seasons (2006-07) at Northeast Mississippi Community College in Booneville, Miss.
- ✦ Played in 25 games at Troy and totaled 70 tackles (48 solo), 12.0 sacks, 21.5 tackles for loss, three forced fumbles, one fumble recovery and one pass defended
- ✦ Had a breakout senior season (2010) and recorded 10.5 sacks, 15.5 tackles for loss, three forced fumbles and 47 tackles (35 solo)
- ✦ Redshirted his first season at Troy in 2008



✦ Played nine games as a sophomore at Northeast Mississippi and recorded 60 tackles (45 solo), 21.5 tackles for loss, 3.5 sacks, two forced fumbles and one pass defended

PERSONAL:

✦ Attended Tarrant (Ala.) High School, where he played running back, quarterback and defensive end and lettered

in varsity football and basketball all four years

✦ Initially played running back in high school but was moved to quarterback after an injury to the starting quarterback. After suffering a broken hand on his throwing arm, he changed positions to defensive end

✦ Was a two-time All-State, All-District, All-Area, All-Region and All-Metro selection

MARIO ADDISON'S NFL REGULAR SEASON DEFENSIVE STATISTICS

| DATE | TEAM | GP | GS | TACKLES | | | | | | | | | | INTERCEPTIONS | | | | | FUMBLES | | | | ST | | | | | MISC | |
|---------------------------------------|----------|-----|----|---------|-----|-----|-----|-----|------|-------|-----|----|-----|---------------|----|----|----|----|---------|-----|----|----|----|----|----|---|---|------|--|
| | | | | TK | S | A | TFL | YDS | SK | YDS | QBH | NO | YDS | LG | TD | PD | FF | FR | TD | YDS | TK | S | A | FF | FR | S | A | | |
| 2011 | Bears | 4 | 0 | 0 | 0 | 0 | 0 | 0 | 0.0 | 0.0 | 0 | 0 | 0 | 0 | 0 | 0 | 0 | 0 | 0 | 0 | 0 | 0 | 0 | 0 | 0 | 0 | | | |
| Went from Chicago to Indianapolis. | | | | | | | | | | | | | | | | | | | | | | | | | | | | | |
| 2011 | Colts | 3 | 0 | 5 | 1 | 4 | 0 | 0 | 0.0 | 0.0 | 0 | 0 | 0 | 0 | 0 | 0 | 0 | 0 | 0 | 0 | 0 | 0 | 0 | 0 | 0 | 0 | | | |
| 2011 | TOTAL | 7 | 0 | 5 | 1 | 4 | 0 | 0 | 0.0 | 0.0 | 0 | 0 | 0 | 0 | 0 | 0 | 0 | 0 | 0 | 0 | 0 | 0 | 0 | 0 | 0 | 0 | | | |
| 2012 | Colts | 3 | 0 | 0 | 0 | 0 | 0 | 0 | 0.0 | 0.0 | 0 | 0 | 0 | 0 | 0 | 0 | 0 | 0 | 0 | 0 | 0 | 2 | 2 | 0 | 0 | 0 | | | |
| Went from Indianapolis to Washington. | | | | | | | | | | | | | | | | | | | | | | | | | | | | | |
| 2012 | Redskins | 6 | 0 | 0 | 0 | 0 | 0 | 0 | 0.0 | 0.0 | 0 | 0 | 0 | 0 | 0 | 0 | 0 | 0 | 0 | 0 | 3 | 1 | 2 | 0 | 0 | 0 | | | |
| Went from Washington to Carolina. | | | | | | | | | | | | | | | | | | | | | | | | | | | | | |
| 2012 | Panthers | 4 | 1 | 4 | 4 | 0 | 0 | 0 | 1.0 | 5.0 | 1 | 0 | 0 | 0 | 0 | 0 | 1 | 0 | 0 | 0 | 1 | 1 | 0 | 0 | 0 | 0 | | | |
| 2012 | TOTAL | 13 | 1 | 4 | 4 | 0 | 0 | 0 | 1.0 | 5.0 | 1 | 0 | 0 | 0 | 0 | 0 | 1 | 0 | 0 | 0 | 6 | 4 | 2 | 0 | 0 | 0 | | | |
| 2013 | Panthers | 16 | 2 | 13 | 7 | 6 | 1 | 12 | 2.5 | 20.5 | 9 | 0 | 0 | 0 | 0 | 0 | 1 | 1 | 0 | 0 | 8 | 6 | 2 | 0 | 0 | 0 | | | |
| 2014 | Panthers | 16 | 0 | 22 | 9 | 13 | 5 | 41 | 6.5 | 59.5 | 14 | 0 | 0 | 0 | 0 | 0 | 1 | 2 | 0 | 0 | 1 | 1 | 0 | 0 | 0 | 0 | | | |
| 2015 | Panthers | 14 | 0 | 19 | 11 | 8 | 5 | 27 | 6.0 | 35.0 | 17 | 0 | 0 | 0 | 0 | 0 | 0 | 0 | 0 | 4 | 4 | 0 | 0 | 0 | 0 | 0 | | | |
| 2016 | Panthers | 14 | 1 | 26 | 22 | 4 | 11 | 55 | 9.5 | 49.5 | 15 | 0 | 0 | 0 | 0 | 1 | 2 | 1 | 0 | 0 | 1 | 0 | 1 | 0 | 0 | 0 | | | |
| 2017 | Panthers | 16 | 16 | 44 | 27 | 17 | 10 | 60 | 11.0 | 70.5 | 15 | 0 | 0 | 0 | 0 | 1 | 2 | 0 | 0 | 0 | 0 | 0 | 0 | 0 | 0 | 0 | | | |
| 2018 | Panthers | 16 | 16 | 35 | 20 | 15 | 11 | 63 | 9.0 | 54.0 | 12 | 0 | 0 | 0 | 0 | 0 | 2 | 0 | 0 | 0 | 0 | 0 | 0 | 0 | 0 | 0 | | | |
| 2019 | Panthers | 15 | 15 | 34 | 20 | 14 | 6 | 34 | 9.5 | 53.5 | 14 | 0 | 0 | 0 | 0 | 0 | 2 | 0 | 0 | 0 | 0 | 0 | 0 | 0 | 0 | 0 | | | |
| 2020 | Bills | 15 | 7 | 30 | 21 | 9 | 7 | 24 | 5.0 | 24.0 | 8 | 0 | 0 | 0 | 0 | 4 | 0 | 0 | 0 | 0 | 0 | 0 | 0 | 0 | 0 | 0 | | | |
| 2021 | Bills | 17 | 0 | 29 | 20 | 9 | 8 | 40 | 7.0 | 44.0 | 7 | 0 | 0 | 0 | 0 | 0 | 2 | 0 | 0 | 0 | 0 | 0 | 0 | 0 | 0 | 0 | | | |
| 2022 | Texans | 2 | 0 | 2 | 0 | 2 | 0 | 0 | 0.0 | 0.0 | 0 | 0 | 0 | 0 | 0 | 0 | 0 | 0 | 0 | 0 | 0 | 0 | 0 | 0 | 0 | 0 | | | |
| NFL TOTALS | | 161 | 58 | 263 | 162 | 101 | 64 | 356 | 67.0 | 415.5 | 112 | 0 | 0 | 0 | 0 | 6 | 13 | 4 | 0 | 0 | 20 | 15 | 5 | 0 | 0 | 0 | 0 | | |

MARIO ADDISON'S NFL POSTSEASON DEFENSIVE STATISTICS

| DATE | TEAM | GP | GS | TACKLES | | | | | | | | INTERCEPTIONS | | | | | | FUMBLES | | | | ST | | | | | | MISC | |
|------------|----------|----|----|---------|---|---|-----|-----|-----|------|-----|---------------|-----|----|----|----|----|---------|----|-----|----|----|---|----|----|---|---|------|--|
| | | | | TK | S | A | TFL | YDS | SK | YDS | QBH | NO | YDS | LG | TD | PD | FF | FR | TD | YDS | TK | S | A | FF | FR | S | A | | |
| 2013 | Panthers | 1 | 0 | 1 | 0 | 1 | 0 | 0 | 0.0 | 0.0 | 0 | 0 | 0 | 0 | 0 | 0 | 0 | 0 | 0 | 0 | 0 | 0 | 0 | 0 | 0 | 0 | 0 | | |
| 2014 | Panthers | 2 | 0 | 3 | 1 | 2 | 1 | 8 | 1.0 | 8.0 | 1 | 0 | 0 | 0 | 0 | 0 | 0 | 0 | 0 | 0 | 0 | 0 | 0 | 0 | 0 | 0 | 0 | | |
| 2015 | Panthers | 3 | 0 | 1 | 0 | 1 | 0 | 0 | 0.0 | 0.0 | 2 | 0 | 0 | 0 | 0 | 0 | 0 | 0 | 0 | 0 | 0 | 1 | 1 | 0 | 0 | 0 | 0 | | |
| 2017 | Panthers | 1 | 1 | 0 | 0 | 0 | 0 | 0 | 0.0 | 0.0 | 0 | 0 | 0 | 0 | 0 | 0 | 0 | 0 | 0 | 0 | 0 | 0 | 0 | 0 | 0 | 0 | 0 | | |
| 2020 | Bills | 3 | 3 | 10 | 7 | 3 | 3 | 6 | 1.0 | 8.0 | 1 | 0 | 0 | 0 | 0 | 0 | 1 | 0 | 0 | 0 | 0 | 0 | 0 | 0 | 0 | 0 | 0 | | |
| 2021 | Bills | 2 | 0 | 1 | 1 | 0 | 0 | 0 | 0.0 | 0.0 | 0 | 0 | 0 | 0 | 0 | 0 | 0 | 0 | 0 | 0 | 0 | 0 | 0 | 0 | 0 | 0 | 0 | | |
| NFL TOTALS | | 12 | 4 | 16 | 9 | 7 | 4 | 14 | 2.0 | 16.0 | 4 | 0 | 0 | 0 | 0 | 0 | 1 | 0 | 0 | 0 | 0 | 1 | 1 | 0 | 0 | 0 | 0 | 0 | |

SINGLE-GAME HIGHS: DEFENSIVE

Total Tackles 7 vs. Washington Redskins, Dec 01, 2019

Solo Tackles 4 vs. New York Jets, Jan 09, 2022
...4 more at 4.

Sacks 3.0 at Arizona Cardinals, Sep 22, 2019
...1 more at 3.0.

Passes Defensed 2 vs. Los Angeles Rams, Sep 27, 2020

Forced Fumbles 1 vs. New York Jets, Jan 09, 2022
...12 more at 1.

Fumble Recoveries

1 vs. New Orleans Saints, Nov 17, 2016
...3 more at 1.

Tackles For Loss

3 at Arizona Cardinals, Sep 22, 2019
...2 more at 3.

Safeties

1 vs. San Diego Chargers, Dec 11, 2016

Special Teams Tackles

2 at New York Giants, Dec 20, 2015
...3 more at 2.



SINGLE-GAME HIGHS - POSTSEASON: DEFENSIVE

| | | | |
|----------------------|--|------------------------------|---------------------------------------|
| Total Tackles | 5 at Kansas City Chiefs, Jan 24, 2021 | Forced Fumbles | 1 vs. Baltimore Ravens, Jan 16, 2021 |
| Solo Tackles | 4 at Kansas City Chiefs, Jan 24, 2021 | Tackles For Loss | 2 at Kansas City Chiefs, Jan 24, 2021 |
| Sacks | 1.0 vs. Baltimore Ravens, Jan 16, 2021 | Special Teams Tackles | 1 at Denver Broncos, Feb 07, 2016 |
| | ...1 more at 1.0. | | |

2022 GAME-BY-GAME REGULAR-SEASON STATISTICS (TEXANS)

| | | | TACKLES | | | | | | | INTERCEPTIONS | | | | | FUMBLES | | | | ST | | | | MISC | | | | | | |
|-------------|-------|------------|---------|-----------------|---|---|-----|-----|-----|---------------|-----|----|-----|----|---------|----|----|----|----|-----|----|---|------|----|----|-------|---|-------|-------|
| W | DATE | OPPONENT | P/S | TK | S | A | SK | YDS | TFL | YDS | QBH | NO | YDS | LG | TD | PD | FF | FR | TD | YDS | TK | S | A | FF | FR | S | A | W/L | SCORE |
| 01 | 09/11 | Colts | | RESERVE/INJURED | | | | | | | | | | | | | | | | | | | | | T | 20-20 | | | |
| 02 | 09/18 | at Broncos | | RESERVE/INJURED | | | | | | | | | | | | | | | | | | | | | L | 9-16 | | | |
| 03 | 09/25 | at Bears | | RESERVE/INJURED | | | | | | | | | | | | | | | | | | | | | L | 20-23 | | | |
| 04 | 10/02 | Chargers | | RESERVE/INJURED | | | | | | | | | | | | | | | | | | | | | L | 24-34 | | | |
| 05 | 10/09 | at Jaguars | P | 1 | 0 | 1 | 0.0 | 0.0 | 0 | 0 | 0 | 0 | 0 | 0 | 0 | 0 | 0 | 0 | 0 | 0 | 0 | 0 | 0 | 0 | 0 | 0 | 0 | W | 13-6 |
| 07 | 10/23 | at Raiders | P | 1 | 0 | 1 | 0.0 | 0.0 | 0 | 0 | 0 | 0 | 0 | 0 | 0 | 0 | 0 | 0 | 0 | 0 | 0 | 0 | 0 | 0 | 0 | 0 | 0 | L | 20-38 |
| 2022 TOTALS | | | 2-0 | 2 | 0 | 2 | 0.0 | 0.0 | 0 | 0 | 0 | 0 | 0 | 0 | 0 | 0 | 0 | 0 | 0 | 0 | 0 | 0 | 0 | 0 | 0 | 0 | 0 | 1-4-1 | |



JORDAN
AKINS

88
TIGHT END

Ht: 6-4

DOB: 4/19/1992

Texans Season: 5 NFL Season: 6

Acquired: FA-'22

Wt: 243

College: Central Florida

TRANSACTIONS: Selected by the Houston Texans with the 34th pick of the third round (98th overall) in the 2018 NFL Draft...Signed with the New York Giants on April 22, 2022...Released by the New York Giants on Aug. 24, 2022...Signed to the Texans practice squad on Aug. 31, 2022...Elevated from the practice squad to the active roster on Sept. 24, 2022...Elevated from the practice squad to the active roster on Oct. 1, 2022.

2022 (Houston 4/0):

- Has caught 10 passes for 154 yards (15.4 avg.) and one touchdown in 2022
- Started the season on the Texans practice squad
- Elevated to the active roster from the practice squad for the game at Chicago (9/25), where he caught a 4-yard touchdown pass from QB Davis Mills, the fourth touchdown reception of his career
- Posted a season-high 68 receiving yards at Las Vegas (10/23), which included a 39-yard reception, the second-longest of his career

2021 (Houston 13/3):

- Appeared in 13 games (three starts), hauling in 24 passes for 214 yards (8.9 avg.)
- Caught his first pass of the season for 17 yards at Cleveland (9/19)
- Recorded 41 receiving yards on four catches (10.3 avg.) at Indianapolis (10/17)
- Finished with a season-high 53 yards on five receptions (10.6 avg.) vs. the L.A. Rams (10/31), including a season-long catch of 31 yards that also marked the second-longest reception of his career

2020 (Houston 13/5):

- Saw action in 13 games (five starts) and totaled the most receptions (37) in a single season in his career
- Finished with two receptions for 39 yards (19.5 avg.) and one receiving touchdown, which was the third of his career, in Week 1 at Kansas City (9/10)
- Caught a career-high seven receptions for 55 yards (7.9 avg.) in Week 2 vs. Baltimore (9/20)
- Finished with five receptions for a career-high 83 yards (16.6 avg.) in Week 11 vs. New England (11/22) and became the first tight end to catch three passes of at least 20 yards in the first half of a game
- Finished with five receptions for 50 yards (10.0 avg.) in Week 15 at Indianapolis (12/20)

- Caught four passes for 39 yards in Week 16 vs. Cincinnati (12/27)

2019 (Houston 16/9, 0/0):

- Played in all 16 games (nine starts) and established new single-season career highs in receptions (36), receiving yards (418) and touchdowns (two)
- Set single-game career highs in receptions (three), receiving yards (73) and touchdowns (two) at the L.A. Chargers (9/22). He caught the first two receiving touchdowns of his NFL career: 15-yard reception in the third quarter a 53-yard touchdown catch in the fourth quarter that marked the longest reception of his NFL career and the third-longest reception by a tight end in franchise history
- Logged three receptions for 39 yards (13.0 avg.) in the win at Kansas City (10/13)
- Pulled in three catches for 24 yards (8.0 avg.) in the win over Jacksonville at Wembley Stadium (11/3)
- Posted four catches for 49 yards (12.3 avg.) vs. Denver (12/8)
- Finished second on the team with 54 receiving yards on a single-game career-high five catches (10.8 avg.), including a 20-yard catch, vs. Tennessee (12/29)

2018 (Houston 16/6, 1/0):

- Finished the season with 17 receptions for 225 yards (13.2 avg.) as a rookie
- Caught two passes for 11 yards (5.5 avg.) and contributed on special teams at New England (9/9) in his NFL debut
- Tallied two receptions for 21 yards (10.5 avg.) at Tennessee (9/16)
- Hauled in two passes for 24 yards (12.0 avg.) at Indianapolis (9/30)
- Started at tight end and contributed on offense and special teams at Jacksonville (10/21)
- Started at tight end and helped the Texans rush for a season-high 188 yards vs. Miami (10/25)
- Started at tight end for a third-consecutive game at Denver (11/4)
- Hauled in two passes for a career-high 42 yards (21.0 avg.), including a career-long 28-yard reception at Washington (11/18)
- Recorded two receptions for 40 yards (20.0 avg.) vs. Indianapolis (12/9). Notched the most first quarter receiving yards (40) by a Texans rookie since WR Will



- Fuller V in Week 4 of the 2017 season vs. Tennessee
- Started at tight end at the N.Y. Jets (12/15)
- Recorded two receptions for 33 yards (16.5 avg.) at Philadelphia (12/23)
- Started at tight end and contributed on special teams vs. Jacksonville (12/30)
- Caught two passes for eight yards (4.0 avg.) in the Wild Card Round vs. Indianapolis (1/5/19)

COLLEGE:

- Played four seasons (2014-17) at the University of Central Florida in Orlando, Fla.
- Amassed 1,149 yards receiving and eight touchdowns in 41 career games played
- Also returned punts and kicks for the Golden Knights during his four years at Central Florida
- Named to the John Mackey Award Preseason Watch List, honoring the nation's top tight ends as a senior after setting single-season career highs for catches (30), receiving yards (459) and touchdowns (four)
- Recorded 347 yards receiving and two touchdowns on 23 receptions in 13 games (seven starts) and led team in

- yards per reception (15.1) as a junior
- Posted 14 receptions for 152 yards and two touchdowns while returning six kickoffs for 149 yards and two punts for 15 yards in his sophomore season
- Logged 498 all-purpose yards with 135 yards on 12 catches in 13 games played as a freshman

PERSONAL:

- Prior to attending the University of Central Florida, was selected in the third round of the 2010 Major League Baseball Draft by the Texas Rangers
- Hit .218 as an outfielder in four seasons in the Texas farm system, including a .283 mark in 2011
- Hit 24 home runs and recorded 42 stolen bases in 321 minor league games played
- Was an all-state selection at Union Grove High School as a senior in 2009
- Earned all-state honors as a junior, leading Strong Rock Christian High School with 823 yards passing and 12 touchdowns, while rushing for 784 yards and 14 touchdowns
- Named all-conference as a sophomore in 2007

JORDAN AKINS' NFL REGULAR SEASON RUSHING/RECEIVING STATISTICS

| DATE | TEAM | GP | GS | RECEIVING | | | | | RUSHING | | | | |
|------------|--------|----|----|-----------|-------|------|-----|----|---------|------|------|----|----|
| | | | | NO. | YDS. | AVG. | LG | TD | NO. | YDS. | AVG. | LG | TD |
| 2018 | Texans | 16 | 6 | 17 | 225 | 13.2 | 28 | 0 | 0 | 0 | 0.0 | 0 | 0 |
| 2019 | Texans | 16 | 9 | 36 | 418 | 11.6 | 53t | 2 | 0 | 0 | 0.0 | 0 | 0 |
| 2020 | Texans | 13 | 5 | 37 | 403 | 10.9 | 26 | 1 | 1 | 4 | 4.0 | 4 | 0 |
| 2021 | Texans | 13 | 3 | 24 | 214 | 8.9 | 31 | 0 | 1 | 3 | 3.0 | 3 | 0 |
| 2022 | Texans | 4 | 0 | 10 | 154 | 15.4 | 39 | 1 | 0 | 0 | 0.0 | 0 | 0 |
| NFL TOTALS | | 62 | 23 | 124 | 1,414 | 11.4 | 53T | 4 | 2 | 7 | 3.5 | 4 | 0 |

JORDAN AKINS' NFL POSTSEASON RUSHING/RECEIVING STATISTICS

| DATE | TEAM | GP | GS | RECEIVING | | | | | RUSHING | | | | |
|------------|--------|----|----|-----------|------|------|----|----|---------|------|------|----|----|
| | | | | NO. | YDS. | AVG. | LG | TD | NO. | YDS. | AVG. | LG | TD |
| 2018 | Texans | 1 | 0 | 2 | 8 | 4.0 | 7 | 0 | 0 | 0 | 0.0 | 0 | 0 |
| 2019 | Texans | 0 | 0 | 0 | 0 | 0.0 | 0 | 0 | 0 | 0 | 0.0 | 0 | 0 |
| NFL TOTALS | | 1 | 0 | 2 | 8 | 4.0 | 7 | 0 | 0 | 0 | 0.0 | 0 | 0 |

SINGLE-GAME HIGHS: RUSHING/RECEIVING

| | | | |
|--------------------------|---|------------------------------|--|
| Rush Attempts | 1 at Buffalo Bills, Oct 03, 2021 ...1 more at 1. | Longest Receptions | 53t at Los Angeles Chargers, Sep 22, 2019 |
| Rushing Yards | 4 at Detroit Lions, Nov 26, 2020 | Receiving TDs | 2 at Los Angeles Chargers, Sep 22, 2019 |
| Longest Runs | 4 at Detroit Lions, Nov 26, 2020 | All-Purpose Yards | 83 vs. New England Patriots, Nov 22, 2020 |
| Receptions | 7 vs. Baltimore Ravens, Sep 20, 2020 | Most TDs | 2 at Los Angeles Chargers, Sep 22, 2019 |
| Receiving Yards | 83 vs. New England Patriots, Nov 22, 2020 | Miscellaneous Tackles | 1 at Jacksonville Jaguars, Dec 19, 2021 ...1 more at 1. |
| Receiving Average | 24.3 at Los Angeles Chargers, Sep 22, 2019 | | |

SINGLE-GAME HIGHS - POSTSEASON: RECEIVING

| | | | |
|------------------------|--|---------------------------|--|
| Receptions | 2 vs. Indianapolis Colts, Jan 05, 2019 | Longest Receptions | 7 vs. Indianapolis Colts, Jan 05, 2019 |
| Receiving Yards | 8 vs. Indianapolis Colts, Jan 05, 2019 | All-Purpose Yards | 8 vs. Indianapolis Colts, Jan 05, 2019 |



2022 GAME-BY-GAME REGULAR-SEASON STATISTICS (TEXANS)

| W | DATE | OPPONENT | P/S | RECEIVING | | | | | RUSHING | | | | | W/L/ T | SCORE |
|-------------|-------|------------|-----|-----------|------|------|----|----|----------------|------|------|----|----|-----------|-------|
| | | | | NO. | YDS. | AVG. | LG | TD | NO. | YDS. | AVG. | LG | TD | | |
| 01 | 09/11 | Colts | | | | | | | PRACTICE SQUAD | | | | | T | 20-20 |
| 02 | 09/18 | at Broncos | | | | | | | PRACTICE SQUAD | | | | | L | 9-16 |
| 03 | 09/25 | at Bears | P | 3 | 31 | 10.3 | 25 | 1 | 0 | 0 | 0.0 | 0 | 0 | L | 20-23 |
| 04 | 10/02 | Chargers | P | 2 | 33 | 16.5 | 30 | 0 | 0 | 0 | 0.0 | 0 | 0 | L | 24-34 |
| 05 | 10/09 | at Jaguars | P | 2 | 22 | 11.0 | 11 | 0 | 0 | 0 | 0.0 | 0 | 0 | W | 13-6 |
| 07 | 10/23 | at Raiders | P | 3 | 68 | 22.7 | 39 | 0 | 0 | 0 | 0.0 | 0 | 0 | L | 20-38 |
| 2022 TOTALS | | | 4-0 | 10 | 154 | 15.4 | 39 | 1 | 0 | 0 | 0.0 | 0 | 0 | 1-4-1 | |



KYLE
ALLEN

3
QUARTERBACK

Ht: 6-3 Wt: 210
DOB: 3/8/1996 College: Houston
Texans Season: 1 NFL Season: 4
Acquired: FA-'22

TRANSACTIONS: Signed with the Carolina Panthers as a college free agent on April 30, 2018...Released by the Panthers on Sept. 1, 2018...Signed to the Panthers practice squad on Sept. 2, 2018...Released from the Panthers practice squad on Sept. 10, 2018...Signed to the Panthers practice squad on Oct. 30, 2018...Elevated to the active roster on Dec. 20, 2018...Signed an extension with the Panthers on March 10, 2020...Traded to the Washington Commanders on March 23, 2020...Signed an extension with the Commanders on March 18, 2021...Placed on the Reserve/COVID-19 List on Dec. 15, 2021...Activated from the Reserve/COVID-19 List on Dec. 24, 2021...Signed with the Houston Texans on March 23, 2022.

2022 (Houston 0/0):

- Active during Weeks 3-7 after being inactive for the two first games of the season

2021 (Washington 2/0):

- Added depth to the quarterback position and made two appearances late in the season, completing 12-of-19 passes (63.2 percent) for 120 yards, one touchdown and a passer rating of 98.6
- Made his first appearance of the season vs. Dallas (12/12) and completed four-of-nine passes for 53 yards
- Played at Dallas (12/26) and completed 8-of-10 passes for 67 yards and a touchdown

2020 (Washington 4/4):

- Started all four games he appeared in and completed 60-of-87 passes (69.0 percent) for 610 yards, four touchdowns, one interception and a passer rating of 99.3
- Posted his best completion percentage of the season at the N.Y. Giants (10/18), completing 31-of-42 passes for 280 yards, two touchdowns and a passer rating of 97.3
- Recorded a season-best passer rating of 111.1 vs. Dallas (10/25), completing 15-of-25 passes (60.0 percent) for 194 yards and two touchdowns

2019 (Carolina 13/12):

- Started 12 games in relief of injured QB Cam Newton, completing 303-of-489 passes (62.0 percent) for 3,322 yards, 17 touchdowns and a passer rating of 80.0
- Notched a career-high passer rating of 144.4 in his first start of the season at Arizona (9/22), completing 19-of-26 passes (73.1 percent) for 261 yards and a career-high four

touchdowns

- Connected on 20-of-32 passes for 227 yards with two touchdowns for a 104.6 passer rating in a win at Tampa Bay (10/13)
- Completed 28-of-43 passes (65.1 percent) for 307 yards, one touchdown and a passer rating of 84.2 at Green Bay (11/10)
- Passed for a career-high 325 yards and completed 31-of-50 passes (62.0 percent) vs. Atlanta (11/17)

2018 (Carolina 2/1):

- Made his first in-game NFL appearance vs. Atlanta (12/23), completing four-of-four passes for 38 yards
- Made his first career start in a win at New Orleans (12/30), becoming the seventh rookie quarterback with a start in Panthers history as he threw for 228 yards and two touchdowns for a 111.3 rating

COLLEGE:

- Played one season at the University of Houston (2017) after spending his first two seasons (2014-15) at Texas A&M University in College Station, Texas
- Played in five games (three starts) for Houston in 2017, throwing for 751 yards with four touchdowns in his only season with the Cougars
- Broke the Houston single-game completion percent age record at 93.9 on 31-33 passing in a win over Rice (9/16/17)
- Sat out the 2016 season due to NCAA transfer rules
- Led the Aggies in passing and total offense as a sophomore (2015), completing 160-of-283 passes for 2,210 yards and 17 touchdowns against seven interceptions, becoming the eighth quarterback in Texas A&M history to pass for 2,000 yards and 15 touchdowns in a season

PERSONAL:

- Attended Desert Mountain High School in Scottsdale, Ariz., where he was rated as the nation's top quarterback in 2014 by ESPN, Rivals, Scout and 247Sports after throwing for more than 8,000 yards and 86 touchdowns over his high school career
- Named a 2014 US Army All-American
- Completed 186-of-272 passes (68.3 percent) for 2,535 yards and 29 touchdowns as a senior



KYLE ALLEN'S NFL REGULAR SEASON PASSING/RUSHING STATISTICS

| DATE | TEAM | GP | GS | PASSING | | | | | | | | | | | RUSHING | | | | |
|---------------|---------------|-----------|-----------|------------|------------|-------------|--------------|------------|-----------|-----------|------------|-----------|------------|-------------|-----------|------------|------------|------------|----------|
| | | | | ATT. | CMP. | PCT. | YDS | AVG. | TD | INT. | LG | SK | LST | RATE | NO. | YDS. | AVG. | LG | TD |
| 2018 | Panthers | 2 | 1 | 31 | 20 | 64.5 | 266 | 8.6 | 2 | 0 | 53t | 0 | 0 | 113.1 | 5 | 19 | 3.8 | 10 | 1 |
| 2019 | Panthers | 13 | 12 | 489 | 303 | 62.0 | 3,322 | 6.8 | 17 | 16 | 52t | 46 | 397 | 80.0 | 32 | 106 | 3.3 | 17t | 2 |
| 2020 | Football Team | 4 | 4 | 87 | 60 | 69.0 | 610 | 7.0 | 4 | 1 | 52t | 7 | 44 | 99.3 | 7 | 26 | 3.7 | 13 | 1 |
| 2021 | Football Team | 2 | 0 | 19 | 12 | 63.2 | 120 | 6.3 | 1 | 0 | 19 | 2 | 5 | 98.6 | 2 | 11 | 5.5 | 11 | 0 |
| 2022 | Texans | 0 | 0 | 0 | 0 | 0.0 | 0 | 0.0 | 0 | 0 | 0 | 0 | 0 | 0.0 | 0 | 0 | 0.0 | 0 | 0 |
| TOTALS | | 21 | 17 | 626 | 395 | 63.1 | 4,318 | 6.9 | 24 | 17 | 53T | 55 | 446 | 84.9 | 46 | 162 | 3.5 | 17T | 4 |

SINGLE-GAME HIGHS: QUARTERBACK

| | | | |
|------------------------------|---|----------------------|---|
| Pass Attempts | 50 vs. Atlanta Falcons, Nov 17, 2019 | Passer Rating | 144.4 at Arizona Cardinals, Sep 22, 2019 |
| Pass Completions | 31 at New York Giants, Oct 18, 2020 ...1 more at 31. | Rush Attempts | 6 at Atlanta Falcons, Dec 08, 2019 |
| Yards Passing | 325 vs. Atlanta Falcons, Nov 17, 2019 | Rushing Yards | 25 vs. Seattle Seahawks, Dec 15, 2019 |
| TD Passes | 4 at Arizona Cardinals, Sep 22, 2019 | Longest Runs | 17t vs. Washington Redskins, Dec 01, 2019 |
| Long Passes | 53t at New Orleans Saints, Dec 30, 2018 | Rushing TDs | 1 vs. Los Angeles Rams, Oct 11, 2020 ...3 more at 1. |
| Completion Percentage | 73.8 at New York Giants, Oct 18, 2020 | | |

300-YARD PASSING GAMES (2): REGULAR SEASON

| DATE | TEAM | NO. | YDS. | AVG. | LG | TD |
|----------|------------|-----|------|------|----|----|
| 11/10/19 | at Packers | 28 | 307 | 11.0 | 38 | 1 |
| 11/17/19 | FALCONS | 31 | 325 | 10.5 | 31 | 0 |

2022 GAME-BY-GAME REGULAR-SEASON STATISTICS (TEXANS)

| W | DATE | OPPONENT | P/S | PASSING | | | | | | | | | | | RUSHING | | | | W/L/T | SCORE |
|--------------------|-------|------------|-----|----------|----------|----------|------------|------------|------------|----------|----------|----------|------------|------------|----------|----------|----------|----------|--------------|-------|
| | | | | ATT | CMP | YDS | PCT | Y/A | Y/C | TD | INT | LG | SK/YD | RATE | ATT | YDS | LG | TD | | |
| 01 | 09/11 | Colts | | | | | | | | | | | | | | | | | T | 20-20 |
| 02 | 09/18 | at Broncos | | | | | | | | | | | | | | | | | L | 9-16 |
| 03 | 09/25 | at Bears | | | | | | | | | | | | | | | | | L | 20-23 |
| 04 | 10/02 | Chargers | | | | | | | | | | | | | | | | | L | 24-34 |
| 05 | 10/09 | at Jaguars | | | | | | | | | | | | | | | | | W | 13-6 |
| 07 | 10/23 | at Raiders | | | | | | | | | | | | | | | | | L | 20-38 |
| 2022 TOTALS | | 0-0 | | 0 | 0 | 0 | 0.0 | 0.0 | 0.0 | 0 | 0 | 0 | 0/0 | 0.0 | 0 | 0 | 0 | 0 | 1-4-1 | |



GRAYLAND
ARNOLD

35
DEFENSIVE BACK



Ht: 5-10 Wt: 187
DOB: 9/4/1997 College: Baylor
Texans Season: 2 NFL Season: 3
Acquired: FA-'21

TRANSACTIONS: Signed with the Philadelphia Eagles as a college free agent on April 26, 2020...Waived by the Eagles on Sept. 3, 2020...Signed to the Eagles practice squad on Sept. 6, 2020...Elevated to the Eagles active roster on Sept. 26, 2020...Reverted back to the Eagles practice squad on Sept. 27, 2020...Elevated to the Eagles active roster on Oct. 3, 2020...Reverted back to the Eagles practice squad on Oct. 4, 2020...Promoted to the Eagles active roster on Oct. 10, 2020...Waived by the Eagles on Oct. 13, 2020...Signed to the Eagles practice squad on Oct. 15, 2020...Promoted to the Eagles active roster on Dec. 1, 2020...Waived by the Eagles on Aug. 31, 2021...Signed to the Eagles practice squad on Sept. 1, 2021...Released by the Eagles on Sept. 3, 2021...Signed to the Houston Texans practice squad on Sept. 15, 2021...Elevated to the Texans active roster on Dec 11, 2021...Reverted back to the Texans practice squad on Dec. 13, 2021...Elevated to the Texans active roster as a COVID-19 replacement on Dec. 18, 2021...Reverted back to the Texans practice squad on Dec. 20, 2021...Signed to the Texans active roster on Dec. 23, 2021...Placed on the Reserve/Injured List on Jan. 3, 2022...Waived by the Texans on Aug. 30, 2022...Signed to the Texans practice squad on Aug. 31, 2022...Elevated from the practice squad to the active roster on Sept. 24, 2022...Signed to the active roster from the practice squad on Oct. 1, 2022.

2022 (Houston 4/0):

- Has one special teams tackle so far in 2022 after starting the season on the practice squad

2021 (Houston 4/0):

- Appeared in four games for the Texans, mostly appearing

on special teams

- Played in his first game as a Texan vs. Seattle (12/12), earning snaps on special teams
- Recorded his first special teams tackle as a Texan vs. the L.A. Chargers (12/26)

2020 (Philadelphia 6/1):

- Saw action in six games and compiled 10 tackles (five solo) as a rookie

COLLEGE:

- Played four seasons (2016-19) at Baylor University in Waco, Texas, appearing in 37 games and compiling 107 tackles (82 solo) with seven interceptions
- Was named a second-team All-American and an All-Big 12 second team selection as a redshirt junior. Started in 11 of 13 games, finishing the season with 46 tackles (33 solo), 1.0 sack, 2.5 tackles for loss and six interceptions returned for 118 yards. Also returned 12 punts for 149 yards and one touchdown (12.4 avg.)
- Appeared in four games before seeing his season cut short due to injury as a junior
- Started nine games as a sophomore and compiled 35 tackles, three tackles for loss, seven pass breakups and his first career interception
- Saw action in 11 games (four starts) as a true freshman and tallied 20 tackles (17 solo) with 2.0 tackles for loss

PERSONAL:

- Attended Kountze (Texas) High School
- Also played basketball, tennis and ran track in high school

GRAYLAND ARNOLD'S NFL REGULAR SEASON DEFENSIVE STATISTICS

| DATE | TEAM | GP | GS | TACKLES | | | | | | | | INTERCEPTIONS | | | | | | FUMBLES | | | | ST | | | | | | MISC | |
|------------|--------|----|----|---------|---|---|-----|-----|-----|-----|-----|---------------|-----|----|----|----|----|---------|----|-----|----|----|---|----|----|---|---|------|--|
| | | | | TK | S | A | TFL | YDS | SK | YDS | QBH | NO | YDS | LG | TD | PD | FF | FR | TD | YDS | TK | S | A | FF | FR | S | A | | |
| 2020 | Eagles | 6 | 1 | 9 | 5 | 4 | 1 | 6 | 0.0 | 0.0 | 0 | 0 | 0 | 0 | 0 | 1 | 0 | 0 | 0 | 0 | 2 | 1 | 1 | 0 | 0 | 0 | 0 | | |
| 2021 | Texans | 4 | 0 | 0 | 0 | 0 | 0 | 0 | 0.0 | 0.0 | 0 | 0 | 0 | 0 | 0 | 0 | 0 | 0 | 0 | 0 | 1 | 0 | 1 | 0 | 0 | 0 | 0 | | |
| 2022 | Texans | 4 | 0 | 0 | 0 | 0 | 0 | 0 | 0.0 | 0.0 | 0 | 0 | 0 | 0 | 0 | 0 | 0 | 0 | 0 | 0 | 1 | 1 | 0 | 0 | 0 | 0 | 0 | | |
| NFL TOTALS | | 14 | 1 | 9 | 5 | 4 | 1 | 6 | 0.0 | 0.0 | 0 | 0 | 0 | 0 | 0 | 1 | 0 | 0 | 0 | 0 | 4 | 2 | 2 | 0 | 0 | 0 | 0 | | |



SINGLE-GAME HIGHS: DEFENSIVE

| | | | |
|------------------------|--|------------------------------|--|
| Total Tackles | 5 vs. Washington Football Team, Jan 03, 2021 | Tackles For Loss | 1 vs. Washington Football Team, Jan 03, 2021 |
| Solo Tackles | 3 vs. Washington Football Team, Jan 03, 2021 | Special Teams Tackles | 1 vs. Los Angeles Chargers, Dec 26, 2021 |
| Passes Defensed | 1 vs. Washington Football Team, Jan 03, 2021 | | ...2 more at 1. |

2022 GAME-BY-GAME REGULAR-SEASON STATISTICS (TEXANS)

| | | | TACKLES | | | | | | | | INTERCEPTIONS | | | | | FUMBLES | | | | | ST | | | | | MISC | | | | | |
|-------------|-------|------------|---------|----------------|---|---|-----|-----|-----|-----|---------------|----|-----|----|----|---------|----|----|----|-----|----|---|---|----|----|------|---|-----|-------|-------|--|
| W | DATE | OPPONENT | P/S | TK | S | A | SK | YDS | TFL | YDS | QBH | NO | YDS | LG | TD | PD | FF | FR | TD | YDS | TK | S | A | FF | FR | S | A | W/L | SCORE | | |
| 01 | 09/11 | Colts | | PRACTICE SQUAD | | | | | | | | | | | | | | | | | | | | | | | | T | 20-20 | | |
| 02 | 09/18 | at Broncos | | PRACTICE SQUAD | | | | | | | | | | | | | | | | | | | | | | | | L | 9-16 | | |
| 03 | 09/25 | at Bears | P | 0 | 0 | 0 | 0.0 | 0.0 | 0 | 0 | 0 | 0 | 0 | 0 | 0 | 0 | 0 | 0 | 0 | 0 | 0 | 1 | 1 | 0 | 0 | 0 | 0 | 0 | L | 20-23 | |
| 04 | 10/02 | Chargers | P | 0 | 0 | 0 | 0.0 | 0.0 | 0 | 0 | 0 | 0 | 0 | 0 | 0 | 0 | 0 | 0 | 0 | 0 | 0 | 0 | 0 | 0 | 0 | 0 | 0 | 0 | L | 24-34 | |
| 05 | 10/09 | at Jaguars | P | 0 | 0 | 0 | 0.0 | 0.0 | 0 | 0 | 0 | 0 | 0 | 0 | 0 | 0 | 0 | 0 | 0 | 0 | 0 | 0 | 0 | 0 | 0 | 0 | 0 | 0 | W | 13-6 | |
| 07 | 10/23 | at Raiders | P | 0 | 0 | 0 | 0.0 | 0.0 | 0 | 0 | 0 | 0 | 0 | 0 | 0 | 0 | 0 | 0 | 0 | 0 | 0 | 0 | 0 | 0 | 0 | 0 | 0 | 0 | L | 20-38 | |
| 2022 TOTALS | | | 4-0 | 0 | 0 | 0 | 0.0 | 0.0 | 0 | 0 | 0 | 0 | 0 | 0 | 0 | 0 | 0 | 0 | 0 | 0 | 0 | 1 | 1 | 0 | 0 | 0 | 0 | 0 | 1-4-1 | | |



THOMAS
BOOKER

56
DEFENSIVE LINEMAN

Ht: 6-3 Wt: 301
DOB: 11/11/1999 College: Stanford
Texans Season: R NFL Season: R
Acquired: D5a-'22

TRANSACTIONS: Selected by the Houston Texans in the fifth round (150th overall) of the 2022 NFL Draft.

2022 (Houston 4/0):

- Has five tackles (two solo), one quarterback hit and 0.5 sack on the 2022 season
- Made his NFL and Texans debut while recording one solo tackle at Denver (9/18)
- Made his first career sack and quarterback hit vs. Los Angeles Chargers (10/2)

COLLEGE:

- Played four seasons (2018-21) at Stanford (Calif.) University, where he appeared in 43 games (27 starts) and finished with 158 tackles, 10.0 sacks, one interception, eight passes defended and one forced fumble

2021 (Stanford):

- Started all 12 games and totaled a career-high 59 tackles (28 solo), also notching 1.5 sacks and one pass defended
- Earned All-Pac-12 second-team defensive line recognition by the league's coaches and Phil Steele
- Named a finalist for the William V. Campbell Trophy
- Selected to the CoSIDA Academic All-America first team
- Recognized as a Lott IMPACT Trophy quarterfinalist
- Had half a tackle for loss, four tackles and a quarterback hit at Vanderbilt (9/18)
- Posted a career-high 10 tackles along with 1.5 sacks vs. UCLA (9/25)
- Blocked an extra point attempt, the third of his career, and made four tackles at Washington State (10/16)
- Made nine tackles, half a tackle for loss and two quarterback hits at Oregon State (11/13)

2020 (Stanford):

- Started all six games he appeared in and finished the season with 21 tackles, three tackles for loss, 1.0 sack, two passes defended, one fumble recovery and two blocked extra point attempts
- Named an All-Pac-12 first-team all-purpose/special teams selection by the league's coaches and an All-Pac-12 second-team defensive line honoree by the coaches and Phil Steele
- Earned a CoSIDA Academic All-America first-team selection
- Recipient of Stanford's Phill Moffatt Award and the Frank Rehm Award, given to the most outstanding special teams

player and to the most outstanding player of the Big Game (California vs. Stanford), respectively

- Named a Lott IMPACT Trophy semifinalist
- Blocked what would have been the game-tying extra point in the final minute of the fourth quarter to seal a victory over California (11/27), also recording his second career fumble recovery

2019 (Stanford):

- Finished fourth on the team with 50 tackles, ranked third with 4.0 sacks and third with 8.5 tackles for loss in 12 games (six starts)
- Selected as an All-Pac-12 honorable mention and listed on the Pac-12 All-Academic Honor Roll
- Recorded a career-best 2.0 sacks in addition to eight tackles at Oregon State (9/28)
- Tallied a career-high nine tackles vs. UCLA (10/17)
- Posted five tackles, two tackles for loss, one quarterback hit and one forced fumble vs. Arizona (10/26)

2018 (Stanford):

- Played all 13 games (three starts) as a true freshman and finished with 28 tackles (14 solo), 3.5 sacks, 4.0 tackles for loss, one interception, one fumble recovery and two passes defended
- Named to the Pacific Takes Pac-12 All-Freshman Team
- Honored as the Jimmy Rogers, Jr. Most Valuable Lineman of the Sun Bowl
- Listed on the 247Sports True Freshman All-America Team
- Posted four tackles (two solo) and 1.0 sack in his collegiate debut vs. San Diego State (8/31)
- Logged his first career interception and tallied one tackle vs. UC Davis (9/15)

PERSONAL:

- Attended Gilman (Md.) High School where he was ranked as the No. 211 recruit in the nation by ESPN after posting 39 tackles, 5.0 sacks, 9.0 tackles for loss, one forced fumble and two passes defended as a senior
- Logged 77 tackles, 4.0 sacks, 14 tackles for loss, one interception and two blocked field goals as a junior
- Named to the 2016 USA Today All-State first-team
- Was a two-time All-Metro first team selection (2016-17)
- Led his team to the 2015 state title and to two football league titles
- Recognized as a National Football Foundation and College



- Hall of Fame Scholar Athlete nominee
- Also competed in basketball and track
- Ranked first in shot put at the Maryland Interscholastic

- Athletics Association Indoor Track Championships
- Father, Earl Thomas Booker III, played football at Wisconsin as an outside linebacker

THOMAS BOOKER'S NFL REGULAR SEASON DEFENSIVE STATISTICS


| | | TACKLES | | | | | | | | | | INTERCEPTIONS | | | | | | FUMBLES | | | | ST | | | | | MISC | |
|------------|--------|---------|----|----|---|---|-----|-----|-----|-----|-----|---------------|-----|----|----|----|----|---------|----|-----|----|----|---|----|----|---|------|--|
| DATE | TEAM | GP | GS | TK | S | A | TFL | YDS | SK | YDS | QBH | NO | YDS | LG | TD | PD | FF | FR | TD | YDS | TK | S | A | FF | FR | S | A | |
| 2022 | Texans | 4 | 0 | 5 | 2 | 3 | 0 | 0 | 0.5 | 1.0 | 1 | 0 | 0 | 0 | 0 | 0 | 0 | 0 | 0 | 0 | 0 | 0 | 0 | 0 | 0 | 0 | 0 | |
| NFL TOTALS | | 4 | 0 | 5 | 2 | 3 | 0 | 0 | 0.5 | 1.0 | 1 | 0 | 0 | 0 | 0 | 0 | 0 | 0 | 0 | 0 | 0 | 0 | 0 | 0 | 0 | 0 | 0 | |

SINGLE-GAME HIGHS: DEFENSIVE

Total Tackles 2 vs. Los Angeles Chargers, Oct 02, 2022 **Sacks** 0.5 vs. Los Angeles Chargers, Oct 02, 2022
Solo Tackles 1 at Denver Broncos, Sep 18, 2022

2022 GAME-BY-GAME REGULAR-SEASON STATISTICS (TEXANS)

| | | | FULL RANGE OF GAME REGULAR SEASON STATISTICS (EXAMPLE) | | | | | | | | | | | | | | | | | | | | | | | | | | | | | | | | |
|-------------|-------|------------|--|----------|---|---|-----|-----|-----|-----|-----|---------------|-----|----|----|----|----|----|----|---------|----|---|---|----|----|-------|-------|----|-------|--|--|------|--|-----|-------|
| W | DATE | OPPONENT | P/S | TACKLES | | | | | | | | INTERCEPTIONS | | | | | | | | FUMBLES | | | | | | | | ST | | | | MISC | | W/L | SCORE |
| | | | | TK | S | A | SK | YDS | TFL | YDS | QBH | NO | YDS | LG | TD | PD | FF | FR | TD | YDS | TK | S | A | FF | FR | S | A | | | | | | | | |
| 01 | 09/11 | Colts | | INACTIVE | | | | | | | | | | | | | | | | | | | | | | | | T | 20-20 | | | | | | |
| 02 | 09/18 | at Broncos | P | 1 | 1 | 0 | 0.0 | 0.0 | 0 | 0 | 0 | 0 | 0 | 0 | 0 | 0 | 0 | 0 | 0 | 0 | 0 | 0 | 0 | 0 | 0 | L | 9-16 | | | | | | | | |
| 03 | 09/25 | at Bears | P | 0 | 0 | 0 | 0.0 | 0.0 | 0 | 0 | 0 | 0 | 0 | 0 | 0 | 0 | 0 | 0 | 0 | 0 | 0 | 0 | 0 | 0 | 0 | L | 20-23 | | | | | | | | |
| 04 | 10/02 | Chargers | P | 2 | 0 | 2 | 0.5 | 1.0 | 0 | 0 | 1 | 0 | 0 | 0 | 0 | 0 | 0 | 0 | 0 | 0 | 0 | 0 | 0 | 0 | 0 | L | 24-34 | | | | | | | | |
| 05 | 10/09 | at Jaguars | | INACTIVE | | | | | | | | | | | | | | | | | | | | | | | | W | 13-6 | | | | | | |
| 07 | 10/23 | at Raiders | P | 2 | 1 | 1 | 0.0 | 0.0 | 0 | 0 | 0 | 0 | 0 | 0 | 0 | 0 | 0 | 0 | 0 | 0 | 0 | 0 | 0 | 0 | 0 | L | 20-38 | | | | | | | | |
| 2022 TOTALS | | | 4-0 | 5 | 2 | 3 | 0.5 | 1.0 | 0 | 0 | 1 | 0 | 0 | 0 | 0 | 0 | 0 | 0 | 0 | 0 | 0 | 0 | 0 | 0 | 0 | 1-4-1 | | | | | | | | | |



REX
BURKHEAD

28
RUNNING BACK

Ht: 5-10

DOB: 7/2/1990

Texans Season: 2 NFL Season: 10

Acquired: FA-'21

Wt: 215

College: Nebraska

TRANSACTIONS: Selected by the Cincinnati Bengals with the 22nd pick of the sixth round (190th overall) in the 2013 NFL Draft...Signed by the New England Patriots as an unrestricted free agent on March 14, 2017...Re-signed by the Patriots on March 15, 2018...Signed with the Houston Texans as a free agent on June 1, 2021.

2022 (Houston 6/0):

- Has 22 rushes for 72 yards (3.3 avg.) and 23 catches for 123 yards (5.3 avg.) in 2022
- Led the team in carries during the 2022 opener, rushing 14 times for 40 yards vs. Indianapolis (9/11)
- Caught an 8-yard touchdown pass from QB Davis Mills vs. the Los Angeles Chargers (10/2)

2021 (Houston 16/5):

- Played in all 16 games with a career-high five starts in his first season as a Texan, recording a career-high 427 rushing yards on 122 carries (3.5 avg.) with three touchdowns and catching 25 passes for 186 yards (7.4 avg.)
- Caught his first pass as a Texan for six yards in the season opener vs. Jacksonville (9/12)
- Led the team with 21 rushing yards on four carries (5.1 avg.) and rushed for a one-yard touchdown vs. the L.A. Rams (10/31), his first score as a Texan and 23rd touchdown of his career. Also caught three passes for 27 yards (9.0 avg.)
- Made his first start as a Texan and led the team with eight carries for 30 yards (3.8 avg.) vs. Indianapolis (12/5)
- Paced the Texans with 40 yards on 11 carries (3.6 avg.) and caught four passes for 26 yards (6.5 avg.) vs. Seattle (12/12)
- Rushed for a career-high 149 yards on 22 carries (6.8 avg.) and scored two touchdowns vs. the L.A. Chargers (12/26). Recorded a career-long run of 36 yards in the fourth quarter

2020 (New England 10/0):

- Appeared in 10 games and totaled 67 rushes for 274 yards (4.1 avg.), three touchdowns to go along with 25 receptions for 192 yards (7.7 avg.) and three receiving touchdowns
- Set a career high with three total touchdowns by way of two rushing scores and one receiving vs. Las Vegas (9/27). Totaled 49 rushing yards and 49 receiving yards in the

contest

- Scored a one-yard touchdown as part of a Week 9 win at the N.Y. Jets (11/9). Also added 11 receiving yards and compiled 56 yards on the ground
- Caught two touchdown passes and ran for 31 yards on six carries (5.2 avg.) vs. Baltimore (11/15)
- Spent Weeks 12-17 on the Reserve/Injured list

2019 (New England 13/1, 1/0):

- Played in 13 games (one start), posting 65 rushing attempts for 302 yards (4.6 avg.) and three touchdowns and caught 27 passes for 279 yards (10.3 avg.)
- Logged eight rushes for 44 yards (5.5 avg.) and five receptions for 41 yards (8.2 avg.) vs. Pittsburgh (9/8)
- Was a key contributor on offense at Miami (9/15) with five rushes for 21 yards (4.2 avg.) while adding two catches for 47 yards (23.5 avg.), including a career-long 32-yard reception in the fourth quarter
- Notched his first start of the year and tallied 11 carries for 47 yards (4.3 avg.) and a touchdown while also adding six receptions for 22 yards (3.7 avg.) vs. the N.Y. Jets (9/22)
- Rushed six times for 53 yards (8.8 avg.) including a career-long 33-yard touchdown in the fourth quarter at Cincinnati (12/15)
- Logged five rushes for 20 yards (4.0 avg.) and the game-winning touchdown in the fourth quarter of Week 16 vs. Buffalo (12/21). Also caught four passes for a career-high 77 receiving yards (19.3 avg.) in the game

2018 (New England 8/4, 3/1):

- Saw action in eight games (four starts) and totaled 57 rushing attempts for 186 yards (3.3 avg.) and 14 receptions for 131 yards (9.4 avg.) and one touchdown while also notching two special teams tackles
- Played in all three postseason contests with one start and posted 23 rushing attempts for 96 yards (4.2 avg) and three touchdowns and seven receptions for 45 yards (6.4 avg.)
- Opened the season vs. Houston (9/9), finishing with a team-high 18 carries for 64 yards (3.6 avg.)
- Spent Weeks 4-12 on the Reserve/Injured list
- Scored his first touchdown of the season on an 18-yard touchdown pass from QB Tom Brady vs. the N.Y. Jets (12/30)
- Rushed four times for 12 yards (3.0 avg.), including a six-yard touchdown run in the AFC Divisional Round game vs.



the L.A. Chargers (1/13/19)

- ✦ Totaled four catches for 23 yards (5.8 avg.) and rushed 12 times for 41 yards (3.4 avg.), which included a go-ahead touchdown run late in the fourth quarter and the game-winning two-yard touchdown rush in overtime of the AFC Championship Game at Kansas City (1/20/19)
- ✦ Logged seven rushes for 43 yards (6.1 avg.) and also added two receptions for 15 yards (7.5 avg.) in the Super Bowl LIII victory vs. the L.A. Rams (2/3/19)

2017 (New England 10/3, 2/0):

- ✦ Appeared in 10 games (three starts), registering 64 rushing attempts for 264 yards (4.1 avg.) and five rushing touchdowns and caught 30 passes for 254 yards (8.5 avg.) with three touchdowns. Also tallied four special teams tackles and a blocked punt
- ✦ Caught three passes for 41 yards (13.7 avg.), including a 19-yard touchdown at New Orleans (9/17)
- ✦ Led the team in receptions when he caught all seven of his targets for 68 yards (9.7 avg.), while adding 15 rushing yards and a tackle on special teams vs. the L.A. Chargers (10/29)
- ✦ Contributed 10 rushes for 36 yards (3.6 yards) and three receptions for 27 yards (9.0 avg.), including a 14-yard touchdown reception at Denver (11/12). Also assisted on special teams with the first blocked punt of his career and the first by a Patriot since 2014
- ✦ Rushed 13 times for 50 yards (3.8 avg.) and scored his first rushing touchdown as a Patriot on a two-yard run in the first quarter vs. Miami (11/26). Also logged a one-yard touchdown reception in the contest
- ✦ Scored two touchdowns for the second straight game at Buffalo (12/3) after tallying two rushing scores and 103 yards from scrimmage (78 rushing yards and 25 receiving yards)
- ✦ Started and scored a touchdown for the third consecutive game on a three-yard run at Miami (12/11) while also posting five catches for 45 yards (9.0 avg.)
- ✦ Produced his fourth straight game with a touchdown when he scored on a one-yard rush at Pittsburgh (12/17)

2016 (Cincinnati 16/1):

- ✦ Played in all 16 games (one start) and accumulated 74 rushing attempts for 344 yards (4.6 avg.) and two touchdowns. Also posted 17 receptions for 145 yards (8.5 avg.) and made 12 special teams tackles
- ✦ Made his first career regular season start at running back vs. Baltimore (1/1/17) and had career highs with 27 rushing attempts for 119 yards (4.4 avg.) and two touchdowns

2015 (Cincinnati 16/0, 1/0):

- ✦ Saw action in all 16 games and registered 10 receptions for 94 yards (9.4 avg.), one receiving touchdown, four rushing yards and 11 special teams tackles

2014 (Cincinnati 9/0, 1/1):

- ✦ Appeared in nine games and registered nine rushing attempts for 27 yards (3.0 avg.) and a touchdown to go along with seven receptions for 49 yards (7.0 avg.). Also produced four special teams tackles

2013 (Cincinnati 1/0, 0/0):

- ✦ Inactive in Weeks 1-9 and 11-17
- ✦ Saw action in his first NFL game at Baltimore (11/10)

COLLEGE

- ✦ Played four seasons (2009-12) at the University of Nebraska in Lincoln, Neb.
- ✦ Appeared in 44 games (22 starts), amassing 3,329 rushing yards, 30 rushing touchdowns, 507 receiving yards and five receiving touchdowns over his collegiate career
- ✦ Saw action in eight games as a senior (2012) and logged 98 rushing attempts for 675 yards (6.9 avg.) and five touchdowns with 11 receptions for 92 yards (8.4 avg.) and two touchdowns
- ✦ Earned First-Team All-Big Ten honors in his junior season (2011) after posting 1,534 yards from scrimmage (1,357 rushing and 177 receiving) with 17 total touchdowns (15 rushing and two receiving)
- ✦ Played in all 14 games (two starts) and earned honorable-mention All-Big 12 honors in his sophomore year (2010), as he finished with 951 rushing yards and seven touchdowns, while averaging 5.5 yards per carry
- ✦ Was one-of-six true freshmen to see action, finishing as the Cornhuskers' second-leading rusher with 346 yards and three touchdowns, despite playing in just nine games in 2009

PERSONAL:

- ✦ Attended Plano (Texas) High School
- ✦ Named Dallas Morning News' All-Area Offensive Player of the Year after helping Plano to a 10-2 record and the Class 5A state playoffs in 2008, rushing for 1,762 yards and 28 touchdowns. He also caught 42 passes for 594 yards (14.1 avg.) and five touchdowns
- ✦ Was also a basketball standout, earning first-team all-district honors as a junior and senior. Averaged 15.1 points, 5.2 rebounds and 2.6 assists as a senior and was part of a Class 5A state title in 2006
- ✦ Serves on the board of directors of the "Team Jack Foundation," named after Jack Hoffman, a massive Cornhusker fan who Burkhead formed a close bond with after Hoffman had been diagnosed with brain cancer in 2011 when he was five. The foundation has raised more than \$8 million dollars to fight pediatric brain cancer since 2013
- ✦ Named after 1980s University of Kentucky basketball star Rex Chapman. Rex was born in Kentucky and his father had played in high school against Chapman, who went on to a 13-year career in the NBA



REX BURKHEAD'S NFL REGULAR SEASON RUSHING/RECEIVING STATISTICS

| DATE | TEAM | GP | GS | RUSHING | | | | | RECEIVING | | | | |
|------------|----------|-----|----|---------|-------|------|-----|----|-----------|-------|------|-----|----|
| | | | | NO. | YDS. | AVG. | LG | TD | NO. | YDS. | AVG. | LG | TD |
| 2013 | Bengals | 1 | 0 | 0 | 0 | 0.0 | 0 | 0 | 0 | 0 | 0.0 | 0 | 0 |
| 2014 | Bengals | 9 | 0 | 9 | 27 | 3.0 | 10t | 1 | 7 | 49 | 7.0 | 15 | 0 |
| 2015 | Bengals | 16 | 0 | 4 | 4 | 1.0 | 2 | 0 | 10 | 94 | 9.4 | 27 | 1 |
| 2016 | Bengals | 16 | 1 | 74 | 344 | 4.6 | 17 | 2 | 17 | 145 | 8.5 | 18 | 0 |
| 2017 | Patriots | 10 | 3 | 64 | 264 | 4.1 | 31 | 5 | 30 | 254 | 8.5 | 23 | 3 |
| 2018 | Patriots | 8 | 4 | 57 | 186 | 3.3 | 12 | 0 | 14 | 131 | 9.4 | 25 | 1 |
| 2019 | Patriots | 13 | 1 | 65 | 302 | 4.6 | 33t | 3 | 27 | 279 | 10.3 | 32 | 0 |
| 2020 | Patriots | 10 | 0 | 67 | 274 | 4.1 | 18 | 3 | 25 | 192 | 7.7 | 24t | 3 |
| 2021 | Texans | 16 | 5 | 122 | 427 | 3.5 | 36 | 3 | 25 | 186 | 7.4 | 20 | 0 |
| 2022 | Texans | 6 | 0 | 22 | 72 | 3.3 | 9 | 0 | 23 | 123 | 5.3 | 13 | 1 |
| NFL TOTALS | | 105 | 14 | 484 | 1,900 | 3.9 | 36 | 17 | 178 | 1,453 | 8.2 | 32 | 9 |

REX BURKHEAD'S NFL POSTSEASON RUSHING/RECEIVING STATISTICS

| DATE | TEAM | GP | GS | RUSHING | | | | | RECEIVING | | | | |
|------------|----------|----|----|---------|------|------|----|----|-----------|------|------|----|----|
| | | | | NO. | YDS. | AVG. | LG | TD | NO. | YDS. | AVG. | LG | TD |
| 2013 | Bengals | 0 | 0 | 0 | 0 | 0.0 | 0 | 0 | 0 | 0 | 0.0 | 0 | 0 |
| 2014 | Bengals | 1 | 1 | 1 | 23 | 23.0 | 23 | 0 | 3 | 34 | 11.3 | 26 | 0 |
| 2015 | Bengals | 1 | 0 | 1 | 4 | 4.0 | 4 | 0 | 1 | 5 | 5.0 | 5 | 0 |
| 2017 | Patriots | 2 | 0 | 4 | 23 | 5.8 | 9 | 0 | 1 | 46 | 46.0 | 46 | 0 |
| 2018 | Patriots | 3 | 1 | 23 | 96 | 4.2 | 26 | 3 | 7 | 45 | 6.4 | 8 | 0 |
| 2019 | Patriots | 1 | 0 | 3 | 4 | 1.3 | 4 | 0 | 3 | 32 | 10.7 | 12 | 0 |
| NFL TOTALS | | 8 | 2 | 32 | 150 | 4.7 | 26 | 3 | 15 | 162 | 10.8 | 46 | 0 |

SINGLE-GAME HIGHS: RUSHING/RECEIVING

| | | | |
|---------------------------|--|-------------------------------|--|
| Rush Attempts | 27 vs. Baltimore Ravens, Jan 01, 2017 | Receiving TDs | 2 vs. Baltimore Ravens, Nov 15, 2020 |
| Rushing Yards | 149 vs. Los Angeles Chargers, Dec 26, 2021 | All-Purpose Yards | 149 vs. Los Angeles Chargers, Dec 26, 2021 |
| Rushing Average | 6.8 vs. Los Angeles Chargers, Dec 26, 2021 | Kickoff Returns | 2 vs. Buffalo Bills, Nov 20, 2016 |
| Longest Runs | 36 vs. Los Angeles Chargers, Dec 26, 2021 | | ...1 more at 2. |
| Rushing TDs | 2 vs. Los Angeles Chargers, Dec 26, 2021 | Kickoff Return Yards | 40 vs. Denver Broncos, Sep 25, 2016 |
| | ...3 more at 2. | Longest Kickoff Return | 26 vs. Buffalo Bills, Nov 20, 2016 |
| Receptions | 7 vs. Las Vegas Raiders, Sep 27, 2020 | Fair Catches | 1 vs. Dallas Cowboys, Nov 24, 2019 |
| | ...1 more at 7. | Special Teams Tackles | 3 at New York Giants, Nov 14, 2016 |
| Receiving Yards | 77 vs. Buffalo Bills, Dec 21, 2019 | Most TDs | 3 vs. Las Vegas Raiders, Sep 27, 2020 |
| Receiving Average | 19.3 vs. Buffalo Bills, Dec 21, 2019 | Miscellaneous Tackles | 1 at Indianapolis Colts, Oct 17, 2021 |
| Longest Receptions | 32 at Miami Dolphins, Sep 15, 2019 | | ...2 more at 1. |

SINGLE-GAME HIGHS - POSTSEASON: RUSHING/RECEIVING

| | | | |
|------------------------|--|------------------------------|--|
| Rush Attempts | 12 at Kansas City Chiefs, Jan 20, 2019 | Receiving Yards | 46 vs. Philadelphia Eagles, Feb 04, 2018 |
| Rushing Yards | 43 at Los Angeles Rams, Feb 03, 2019 | Receiving Average | 11.3 at Indianapolis Colts, Jan 04, 2015 |
| Rushing Average | 6.1 at Los Angeles Rams, Feb 03, 2019 | Longest Receptions | 46 vs. Philadelphia Eagles, Feb 04, 2018 |
| Longest Runs | 26 at Los Angeles Rams, Feb 03, 2019 | All-Purpose Yards | 64 at Kansas City Chiefs, Jan 20, 2019 |
| Rushing TDs | 2 at Kansas City Chiefs, Jan 20, 2019 | Special Teams Tackles | 1 vs. Tennessee Titans, Jan 04, 2020 |
| Receptions | 4 at Kansas City Chiefs, Jan 20, 2019 | | ...2 more at 1. |
| | | Most TDs | 2 at Kansas City Chiefs, Jan 20, 2019 |

100-YARD RUSHING GAMES (2): REGULAR SEASON

| DATE | TEAM | ATT. | YDS. | AVG. | LG | TD |
|----------|----------|------|------|------|----|----|
| 01/01/17 | RAVENS | 27 | 119 | 4.4 | 17 | 2 |
| 12/26/21 | CHARGERS | 22 | 149 | 6.8 | 36 | 2 |



2022 GAME-BY-GAME REGULAR-SEASON STATISTICS (TEXANS)

| W | DATE | OPPONENT | P/S | RUSHING | | | | | RECEIVING | | | | | W/L/T | SCORE |
|-------------|-------|------------|-----|---------|------|------|----|----|-----------|------|------|----|----|-------|-------|
| | | | | NO. | YDS. | AVG. | LG | TD | NO. | YDS. | AVG. | LG | TD | | |
| 01 | 09/11 | Colts | P | 14 | 40 | 2.9 | 8 | 0 | 5 | 30 | 6.0 | 8 | 0 | T | 20-20 |
| 02 | 09/18 | at Broncos | P | 0 | 0 | 0.0 | 0 | 0 | 2 | 9 | 4.5 | 5 | 0 | L | 9-16 |
| 03 | 09/25 | at Bears | P | 3 | 9 | 3.0 | 4 | 0 | 4 | 21 | 5.3 | 8 | 0 | L | 20-23 |
| 04 | 10/02 | Chargers | P | 0 | 0 | 0.0 | 0 | 0 | 5 | 39 | 7.8 | 13 | 1 | L | 24-34 |
| 05 | 10/09 | at Jaguars | P | 3 | 15 | 5.0 | 9 | 0 | 2 | 13 | 6.5 | 9 | 0 | W | 13-6 |
| 07 | 10/23 | at Raiders | P | 2 | 8 | 4.0 | 4 | 0 | 5 | 11 | 2.2 | 5 | 0 | L | 20-38 |
| 2022 TOTALS | | | 6-0 | 22 | 72 | 3.3 | 9 | 0 | 23 | 123 | 5.3 | 13 | 1 | 1-4-1 | |



A.J.
CANN

60
OFFENSIVE LINEMAN

Ht: 6-3

DOB: 10/23/1991

Texans Season: 1

Acquired: UFA-'22 (JAX)

Wt: 320

College: South Carolina

NFL Season: 8

TRANSACTIONS: Selected by the Jacksonville Jaguars in the third round (67th overall) of the 2015 NFL Draft...Signed with the Jaguars as an unrestricted free agent on March 13, 2019...Placed on the Reserve/COVID-19 List on Aug. 27, 2021...Activated from the Reserve/COVID-19 List on Sept. 6, 2021...Placed on the Reserve/Injured List on Oct. 4, 2021...Signed with the Houston Texans as an unrestricted free agent on March 23, 2022.

2022 (Houston 6/6):

- Started the first six games of the 2022 season at right guard, including his Texans debut vs. Indianapolis (9/11)
- Blocked for RB Dameon Pierce's 131-yard performance vs. the Los Angeles Chargers (10/2), the third-most rushing yards by a rookie in team history
- Played in his 100th career game at Jacksonville (10/9), where he spent seven years prior to joining the Texans
- Started his 100th career game at Las Vegas (10/23)

2021 (Jacksonville 4/4):

- Started four games at right guard prior to being placed on the Reserve/Injured List with a knee injury
- Started at right guard and played all 74 offensive snaps at Houston (9/12)
- Helped the offense rush for 159 yards on 29 attempts (5.5 avg.) vs. Arizona (9/26)
- Started and played 21 of 56 offensive snaps at right guard before leaving the game in the second quarter due to a knee injury at Cincinnati (9/30)

2020 (Jacksonville 15/15):

- Started all 15 games in which he appeared at right guard
- Was part of an offensive line that helped rookie RB James Robinson tally the most scrimmage yards (1,414) and the second-most rushing yards (1,070) by an undrafted rookie in NFL history
- Helped the team rush for 165 yards at Tennessee (9/20)

2019 (Jacksonville 16/16):

- Served as part of an offensive line that helped RB Leonard Fournette gain 1,674 yards from scrimmage, becoming the only Jaguars player since 2011 to post at least 1,500 scrimmage yards in a single season
- Blocked for RB Leonard Fournette as he totaled a career-high 225 yards rushing at Denver (9/29), also helping the team gain an average of 7.1 yards per carry for 269 total net rushing yards
- Helped RB Leonard Fournette rush for 108 yards at

Carolina (10/6), eclipsing 100 yards rushing in back-to-back games

2018 (Jacksonville 15/15):

- Started all 15 games in which he appeared at right guard
- Helped pave the way for an offense that amassed 137 yards rushing on 28 carries (4.9 avg.) at the N.Y. Giants (9/9)
- Protected QB Blake Bortles as he completed 29-of-45 passes (64.4 percent) for 376 yards, four touchdowns, one interception and a passer rating of 111.0 vs. New England (9/16)
- Assisted in the offensive effort that totaled 503 net yards in the win vs. the N.Y. Jets (9/30)

2017 (Jacksonville 15/15, 3/3):

- Started 15 games in the regular season and all three postseason contests at right guard
- Was part of an offensive line that helped the team lead the league in rushing (141.1 yards per game) for the first time in franchise history and allowed a franchise-low 24 sacks
- Started his first postseason contest in the Wild Card Round vs. Buffalo (1/7/18), helping the team combine for 155 yards rushing on 34 carries (4.6 avg.)
- Helped a rushing attack that totaled 164 rushing yards in the Divisional Round at Pittsburgh (1/14/18)

2016 (Jacksonville 16/16):

- Started all 16 games at right guard without missing a snap, serving as part of a unit that surrendered 34 sacks, the team's fewest since 2007
- Helped open holes for a rushing attack that combined for 136 yards vs. Indianapolis (10/2)
- Protected QB Blake Bortles as he completed 20-of-33 passes (60.6 percent) for 271 yards and one touchdown at Chicago (10/16)
- Helped block for QB Blake Bortles as he threw for 325 yards, one touchdown and a passer rating of 103.5 in the win vs. Tennessee (12/24)

2015 (Jacksonville 14/13):

- Appeared in his first NFL game at New England (9/27), earning snaps on special teams
- Made his first NFL start at right guard at Indianapolis (10/4), helping the offense net 142 rushing yards and 431 yards total



- Helped the Jaguars rush for 120 yards and one touchdown vs. Buffalo (10/25)

COLLEGE:

- Started 51 games in four seasons (2011-14) at the University of South Carolina in Columbia, S.C., the second-most starts by a player in school history
- Three-time member of the SEC Fall Academic Honor Roll
- In 2014, named First-Team All-America by Sporting News, ESPN.com and CBSSportsline.com
- In 2013, was voted a permanent team captain as a junior

PERSONAL:

- Played on both sides of the ball for Head Coach Kevin Crosby at Bamberg-Ehrhardt (S.C.) High School
- Given name is Aaron
- Has a tattoo on the inside of his right forearm to honor his mother, Catherine, who passed in 2007 from throat cancer
- He and his wife, Kendal, have one daughter, Kennie Amelia, and one son, Artist Jamar (AJ)
- Represented the Humane Society during the NFL's My Cause My Cleats campaign in 2019
- His cat, Carol, is a rescue cat

A.J. CANN'S NFL REGULAR SEASON STATISTICS

| DATE | TEAM | GP | GS |
|------------|---------|-----|-----|
| 2015 | Jaguars | 14 | 13 |
| 2016 | Jaguars | 16 | 16 |
| 2017 | Jaguars | 15 | 15 |
| 2018 | Jaguars | 15 | 15 |
| 2019 | Jaguars | 16 | 16 |
| 2020 | Jaguars | 15 | 15 |
| 2021 | Jaguars | 4 | 4 |
| 2022 | Texans | 6 | 6 |
| NFL TOTALS | | 101 | 100 |

A.J. CANN'S NFL POSTSEASON STATISTICS

| DATE | TEAM | GP | GS |
|------------|---------|----|----|
| 2017 | Jaguars | 3 | 3 |
| NFL TOTALS | | 3 | 3 |

2022 GAME-BY-GAME REGULAR-SEASON STATISTICS (TEXANS)

| W | DATE | OPPONENT | P/S | W/L/T | SCORE |
|-------------|-------|------------|-----|-------|-------|
| 01 | 09/11 | Colts | S | T | 20-20 |
| 02 | 09/18 | at Broncos | S | L | 9-16 |
| 03 | 09/25 | at Bears | S | L | 20-23 |
| 04 | 10/02 | Chargers | S | L | 24-34 |
| 05 | 10/09 | at Jaguars | S | W | 13-6 |
| 07 | 10/23 | at Raiders | S | L | 20-38 |
| 2022 TOTALS | | | 6-6 | 1-4-1 | |



BLAKE
CASHMAN

53
LINEBACKER

Ht: 6-1

DOB: 5/10/1996

Texans Season: 1

Acquired: T-'22 (NYJ)

Wt: 237

College: Minnesota

NFL Season: 4

TRANSACTIONS: Selected by the New York Jets in the fifth round (157th overall) of the 2019 NFL Draft...Placed on the Reserve/COVID-19 List on Dec. 6, 2021...Activated from the Reserve/COVID-19 List on Dec. 24, 2021...Traded to the Houston Texans on March 18, 2022.

2022 (Houston 5/1):

- Has two solo tackles, two tackles for loss, one quarterback hit, one pass defended and four special teams tackles so far this season
- Recorded one special teams tackle in his debut with the Texans vs. Indianapolis (9/11)
- Made his first start with the Texans and totaled one solo tackle, one tackle for loss, one quarterback hit and two special teams tackles vs. Los Angeles Chargers (10/2)

2021 (N.Y. Jets 3/1):

- Played in three games (one start) and tallied two solo tackles and one special teams tackle on the season
- Made his first start of the season at linebacker and totaled two solo tackles and one special teams tackle at New England (10/24)

2020 (N.Y. Jets 4/1):

- Appeared in four games (one start) and logged six special teams tackles (four solo)
- Started the season opener at Buffalo (9/13) and notched one special teams tackle
- Posted a career-high three special teams tackles (two solo) vs. Buffalo (10/25)

2019 (N.Y. Jets 7/5):

- Recorded career highs in games played (seven), starts (five), tackles (40 total, 27 solo), quarterback hits (three), tackles for loss (three), as well as 0.5 sack, one fumble recovery and one pass defended as a rookie
- Appeared in his first NFL game vs. Buffalo (9/8), logging two tackles (one solo) and one tackle for loss
- Made his first NFL start and logged his first career half-sack in addition to six tackles (two solo), one quarterback hit, one tackle for loss and one pass defended vs. Cleveland (9/16)

- Totaled a career-high eight tackles (six solo) as well as one tackle for loss at New England (9/22)
- Matched his career high with eight tackles (six solo) in addition to one quarterback hit vs. New England (10/21)
- Tallied his first career fumble recovery and posted six tackles (four solo) at Jacksonville (10/27)

COLLEGE:

- Played four seasons (2015-18) at the University of Minnesota in Minneapolis, appearing in 50 games and totaling 183 tackles (116 solo), 12.0 sacks, 31 tackles for loss, six passes defended, two forced fumbles and one fumble recovered and returned for a touchdown
- Played in 12 games (11 starts) as a senior (2018) and led the team with 104 tackles (62 solo), 2.5 sacks and 15 tackles for loss, earning second team All-Big Ten recognition by the media and third team by the coaches
- Played in all 12 games as a junior (2017) with 30 tackles, five tackles for loss and 2.0 sacks and earned the team's Gary Tinsley Award for the second-straight year, given annually to the player who best embodies the underdog spirit of the late former Gopher Gary Tinsley
- Played in all 13 games as a sophomore (2016) and recorded 45 tackles with a team-leading 7.5 sacks and one forced fumble, earning one Big Ten Defensive Player of the Week Award, Holiday Bowl Defensive Most Valuable Player recognition and the Gary Tinsley Award. Was recognized as part of the Academic All-Big Ten team
- Played in 13 games on special teams as a freshman (2015) and made four tackles and half a tackle for loss

PERSONAL:

- Attended Eden Prairie (Minn.) High School and helped lead his team to a 13-0 record and a state championship as a senior (the team's fourth-straight state title), playing both cornerback and linebacker
- Named Associated Press First Team All-State as a senior and was named to the 2014 KARE11 All-Metro Defensive Team
- Also lettered in basketball
- Father, Steve, played football at St. Thomas University



BLAKE CASHMAN'S NFL REGULAR SEASON DEFENSIVE STATISTICS

| DATE | TEAM | GP | GS | TACKLES | | | | | | | | INTERCEPTIONS | | | | | | FUMBLES | | | | ST | | | | | | MISC | |
|------------|--------|----|----|---------|----|----|-----|-----|-----|-----|-----|---------------|-----|----|----|----|----|---------|----|-----|----|----|---|----|----|---|---|------|---|
| | | | | TK | S | A | TFL | YDS | SK | YDS | QBH | NO | YDS | LG | TD | PD | FF | FR | TD | YDS | TK | S | A | FF | FR | S | A | S | A |
| 2019 | Jets | 7 | 5 | 40 | 27 | 13 | 3 | 7 | 0.5 | 4.0 | 3 | 0 | 0 | 0 | 0 | 1 | 0 | 1 | 0 | 0 | 0 | 0 | 0 | 0 | 0 | 0 | 0 | 0 | 0 |
| 2020 | Jets | 4 | 1 | 0 | 0 | 0 | 0 | 0 | 0.0 | 0.0 | 0 | 0 | 0 | 0 | 0 | 0 | 0 | 0 | 0 | 0 | 6 | 4 | 2 | 0 | 0 | 0 | 0 | 0 | 0 |
| 2021 | Jets | 3 | 1 | 2 | 2 | 0 | 0 | 0 | 0.0 | 0.0 | 0 | 0 | 0 | 0 | 0 | 0 | 0 | 0 | 0 | 0 | 1 | 1 | 0 | 0 | 0 | 0 | 0 | 0 | 0 |
| 2022 | Texans | 5 | 1 | 2 | 2 | 0 | 2 | 0 | 0.0 | 0.0 | 1 | 0 | 0 | 0 | 0 | 1 | 0 | 0 | 0 | 0 | 4 | 3 | 1 | 0 | 0 | 0 | 0 | 0 | 0 |
| NFL TOTALS | | 19 | 8 | 44 | 31 | 13 | 5 | 7 | 0.5 | 4.0 | 4 | 0 | 0 | 0 | 0 | 2 | 0 | 1 | 0 | 0 | 11 | 8 | 3 | 0 | 0 | 0 | 0 | 0 | 0 |

SINGLE-GAME HIGHS: DEFENSIVE

| | | | |
|------------------------|---|------------------------------|---|
| Total Tackles | 8 vs. New England Patriots, Oct 21, 2019 ...1 more at 8. | Fumble Recoveries | 1 at Jacksonville Jaguars, Oct 27, 2019 |
| Solo Tackles | 6 vs. New England Patriots, Oct 21, 2019 ...1 more at 6. | Tackles For Loss | 1 vs. Los Angeles Chargers, Oct 02, 2022 ...4 more at 1. |
| Sacks | 1.0 at Chicago Bears, Sep 25, 2022 | Special Teams Tackles | 3 vs. Buffalo Bills, Oct 25, 2020 |
| Passes Defensed | 1 vs. Los Angeles Chargers, Oct 02, 2022 ...1 more at 1. | | |

2022 GAME-BY-GAME REGULAR-SEASON STATISTICS (TEXANS)

| | | | TACKLES | | | | | | | | INTERCEPTIONS | | | | | | FUMBLES | | | | | | ST | | | | | | MISC | | | |
|-------------|-------|------------|---------|----------|---|---|-----|-----|-----|-----|---------------|----|-----|----|----|----|---------|----|----|-----|----|---|----|----|----|---|---|-------|-------|-------|--|--|
| W | DATE | OPPONENT | P/S | TK | S | A | SK | YDS | TFL | YDS | QBH | NO | YDS | LG | TD | PD | FF | FR | TD | YDS | TK | S | A | FF | FR | S | A | W/L | SCORE | | | |
| 01 | 09/11 | Colts | P | 0 | 0 | 0 | 0.0 | 0.0 | 0 | 0 | 0 | 0 | 0 | 0 | 0 | 0 | 0 | 0 | 0 | 0 | 2 | 1 | 1 | 0 | 0 | 0 | 0 | 0 | T | 20-20 | | |
| 02 | 09/18 | at Broncos | P | 1 | 1 | 0 | 0.0 | 0.0 | 1 | 0 | 1 | 0 | 0 | 0 | 0 | 0 | 0 | 0 | 0 | 0 | 0 | 0 | 0 | 0 | 0 | 0 | 0 | L | 9-16 | | | |
| 03 | 09/25 | at Bears | P | 0 | 0 | 0 | 0.0 | 0.0 | 0 | 0 | 0 | 0 | 0 | 0 | 0 | 0 | 0 | 0 | 0 | 0 | 0 | 0 | 0 | 0 | 0 | 0 | 0 | L | 20-23 | | | |
| 04 | 10/02 | Chargers | S | 1 | 1 | 0 | 0.0 | 0.0 | 1 | 0 | 0 | 0 | 0 | 0 | 0 | 1 | 0 | 0 | 0 | 0 | 2 | 2 | 0 | 0 | 0 | 0 | 0 | L | 24-34 | | | |
| 05 | 10/09 | at Jaguars | | INACTIVE | | | | | | | | | | | | | | | | | | | | | | | | | W | 13-6 | | |
| 07 | 10/23 | at Raiders | P | 0 | 0 | 0 | 0.0 | 0.0 | 0 | 0 | 0 | 0 | 0 | 0 | 0 | 0 | 0 | 0 | 0 | 0 | 0 | 0 | 0 | 0 | 0 | 0 | 0 | L | 20-38 | | | |
| 2022 TOTALS | | | 5-1 | 2 | 2 | 0 | 0.0 | 0.0 | 2 | 0 | 1 | 0 | 0 | 0 | 0 | 1 | 0 | 0 | 0 | 0 | 4 | 3 | 1 | 0 | 0 | 0 | 0 | 1-4-1 | | | | |



MALIEK
COLLINS

96

DEFENSIVE LINEMAN

Ht: 6-2

DOB: 4/8/1995

Texans Season: 2 NFL Season: 7

Acquired: UFA-'21 (LV)

Wt: 310

College: Nebraska

TRANSACTIONS: Selected by the Dallas Cowboys with the fourth pick of the third round (67th overall) of the 2016 NFL Draft...Signed by the Las Vegas Raiders as an unrestricted free agent on March 22, 2020...Signed by the Houston Texans as an unrestricted free agent on March 23, 2021...Placed on the Reserve/COVID-19 List on Dec. 20, 2021...Activated from the Reserve/COVID-19 List on Dec. 31, 2021...Re-signed with the Texans on March 18, 2022.

2022 (Houston 6/6):

- Has 12 tackles (six solo), two tackles for loss, three quarterback hits and one pass defended so far on the season

2021 (Houston 15/15):

- Started all 15 games he played in during his first season as a Texan, amassing a career-high 28 tackles (18 solo) and nine tackles for loss and tallying 2.5 sacks, seven quarterback hits, one fumble recovery and his first career interception
- Made his first start as a Texan and recorded one solo tackle in the season opener vs. Jacksonville (9/12)
- Notched his first tackle for loss as a Texan and two solo tackles at Cleveland (9/19)
- Logged his first sack as a Texan at Arizona (10/24), dropping QB Kyler Murray for a loss of 10 yards
- Recorded two tackles, half a sack, one fumble recovery and his first career interception at Miami (11/7). Intercepted a pass from QB Jacoby Brissett near the line of scrimmage in the third quarter
- Finished with three tackles (two solo), a quarterback hit and a season-high two tackles for loss at Tennessee (11/21)
- Posted two tackles (one solo), 1.0 sack, two quarterback hits and one tackle for loss vs. Tennessee (1/9/22). Sacked QB Ryan Tannehill for a loss of six yards

2020 (Las Vegas 12/11):

- Appeared in 12 games (11 starts), recording 15 total tackles (eight solo) and one quarterback hit
- Started at defensive tackle in his Raiders debut and recorded two tackles (one solo) at Carolina (9/13)
- Spent three weeks (13-15) on the Reserve/Injured list

2019 (Dallas 16/16):

- Started all 16 games and recorded 20 total tackles (13 solo), 4.0 sacks, 10 quarterback hits, six tackles for loss and one fumble recovery

- Started and registered his first sack of the season for a loss of eight yards vs. Minnesota (9/22)
- Recorded a sack in consecutive games, taking down Saints QB Teddy Bridgewater for a loss of nine yards at New Orleans (9/29)
- Tallied a season-high five total tackles (two solo) and added one fumble recovery vs. Philadelphia (10/20)
- Registered a sack by taking down Patriots QB Tom Brady for a loss of six yards at New England (11/24)

2018 (Dallas 13/9, 2/2):

- Appeared in 13 games (nine starts), totaling 19 tackles (12 solo), 3.0 sacks, eight quarterback hits, five tackles for loss and one fumble recovery
- Notched his first sack of the season at Carolina (9/9)
- Added a sack for a loss of eight yards vs. Jacksonville (10/14) after returning from injury
- Recorded his second game of the season with multiple quarterback hits and logged 1.0 sack vs. Tampa Bay (12/23)
- Sacked Seahawks QB Russell Wilson for a seven-yard loss in the Wild Card Round game vs. Seattle (1/5/19)

2017 (Dallas 16/16):

- Started all 16 games for the first time in his career and notched 22 total tackles (10 solo), 2.5 sacks, nine quarterback hits, four tackles for loss and two fumble recoveries
- Contributed 2.0 sacks in a game for the second time in his career at Arizona (9/25)
- Logged two quarterback hits and a fumble recovery vs. Washington (11/30)

2016 (Dallas 16/14, 1/1):

- Saw action in all 16 regular season games (14 starts) and finished second on the team with a single-season career-high 5.0 sacks as a rookie. Also added 23 total tackles (17 solo), 13 quarterback hits, five tackles for loss, one forced fumble and one fumble recovery
- Tallied 2.0 sacks in a game for the first time in his career at Cleveland (11/6)
- Added one solo tackle, 1.0 sack, two quarterback hits, one forced fumble and one fumble recovery vs. Tampa Bay (12/18)
- Logged three quarterback hits and 1.0 sack vs. Detroit (12/26)



COLLEGE:

- Played three seasons (2013-15) at the University of Nebraska in Lincoln, Neb.
- Appeared in 38 contests (26 starts), totaling 86 tackles, 21.5 tackles for loss, 8.0 sacks, one pass defended and one forced fumble
- Named a two-time second-team All-Big Ten selection from 2014-15
- Played in 13 games with 12 starts as a junior (2015), totaling 29 tackles, seven tackles for loss and 2.5 sacks
- As a sophomore (2014), started 13 games and led the Cornhuskers in tackles for loss with 14, while ranking second on the team with 4.5 sacks while also adding 45

tackles

- Played in 12 games with one start as a freshman (2013) and recorded 12 tackles

PERSONAL:

- Attended Kansas City (Mo.) Center High School
- First-team Class 3A all-state pick by the Missouri High School Coaches Association as a senior
- Standout wrestler who won the Missouri Class 2A state championship with a perfect 48-0 record in his senior season
- Volunteered his time with Uplifting Athletes, Make-A-Wish, Mad Dads, Madonna Rehabilitation Center and made local hospital visits in college

MALIEK COLLINS' NFL REGULAR SEASON DEFENSIVE STATISTICS

| DATE | TEAM | GP | GS | TACKLES | | | | | | | YDS | QBH | INTERCEPTIONS | | | | | | FUMBLES | | | | ST | | MISC | | | |
|------------|---------|----|----|---------|----|----|-----|-----|------|-------|-----|-----|---------------|-----|----|----|----|----|---------|----|-----|----|----|---|------|----|---|---|
| | | | | TK | S | A | TFL | YDS | SK | YDS | | | NO | YDS | LG | TD | PD | FF | FR | TD | YDS | TK | S | A | FF | FR | S | A |
| 2016 | Cowboys | 16 | 14 | 23 | 17 | 6 | 5 | 37 | 5.0 | 36.0 | 14 | 0 | 0 | 0 | 0 | 0 | 0 | 1 | 1 | 0 | 0 | 0 | 0 | 0 | 0 | 0 | 0 | 0 |
| 2017 | Cowboys | 16 | 16 | 22 | 10 | 12 | 4 | 13 | 2.5 | 15.0 | 25 | 0 | 0 | 0 | 0 | 0 | 0 | 0 | 2 | 0 | 6 | 0 | 0 | 0 | 0 | 0 | 0 | 0 |
| 2018 | Cowboys | 13 | 9 | 19 | 12 | 7 | 5 | 33 | 3.0 | 24.0 | 20 | 0 | 0 | 0 | 0 | 0 | 0 | 0 | 1 | 0 | 0 | 0 | 0 | 0 | 0 | 0 | 0 | 0 |
| 2019 | Cowboys | 16 | 16 | 20 | 15 | 5 | 6 | 40 | 4.0 | 32.0 | 26 | 0 | 0 | 0 | 0 | 0 | 0 | 0 | 1 | 0 | 0 | 0 | 0 | 0 | 0 | 0 | 0 | 0 |
| 2020 | Raiders | 12 | 11 | 15 | 8 | 7 | 0 | 0 | 0.0 | 0.0 | 1 | 0 | 0 | 0 | 0 | 0 | 0 | 0 | 0 | 0 | 0 | 0 | 0 | 0 | 0 | 0 | 0 | 0 |
| 2021 | Texans | 15 | 15 | 29 | 18 | 11 | 9 | 29 | 2.5 | 22.0 | 7 | 1 | 0 | 0 | 0 | 1 | 0 | 1 | 0 | 0 | 0 | 0 | 0 | 0 | 0 | 0 | 0 | 0 |
| 2022 | Texans | 6 | 6 | 12 | 6 | 6 | 2 | 1 | 0.0 | 0.0 | 3 | 0 | 0 | 0 | 0 | 1 | 0 | 0 | 0 | 0 | 0 | 0 | 0 | 0 | 0 | 0 | 0 | 0 |
| NFL TOTALS | | 94 | 87 | 140 | 86 | 54 | 31 | 153 | 17.0 | 129.0 | 96 | 1 | 0 | 0 | 0 | 2 | 1 | 6 | 0 | 6 | 0 | 0 | 0 | 0 | 0 | 0 | 0 | 0 |

MALIEK COLLINS' NFL POSTSEASON DEFENSIVE STATISTICS

| DATE | TEAM | GP | GS | TACKLES | | | | | | | YDS | QBH | INTERCEPTIONS | | | | | | FUMBLES | | | | ST | | MISC | | | |
|------------|---------|----|----|---------|---|---|-----|-----|-----|-----|-----|-----|---------------|-----|----|----|----|----|---------|----|-----|----|----|---|------|----|---|---|
| | | | | TK | S | A | TFL | YDS | SK | YDS | | | NO | YDS | LG | TD | PD | FF | FR | TD | YDS | TK | S | A | FF | FR | S | A |
| 2016 | Cowboys | 1 | 1 | 0 | 0 | 0 | 0 | 0 | 0.0 | 0.0 | 1 | 0 | 0 | 0 | 0 | 0 | 0 | 0 | 0 | 0 | 0 | 0 | 0 | 0 | 0 | 0 | 0 | 0 |
| 2018 | Cowboys | 2 | 2 | 10 | 6 | 4 | 2 | 8 | 1.0 | 7.0 | 1 | 0 | 0 | 0 | 0 | 0 | 0 | 0 | 0 | 0 | 0 | 0 | 0 | 0 | 0 | 0 | 0 | 0 |
| NFL TOTALS | | 3 | 3 | 10 | 6 | 4 | 2 | 8 | 1.0 | 7.0 | 2 | 0 | 0 | 0 | 0 | 0 | 0 | 0 | 0 | 0 | 0 | 0 | 0 | 0 | 0 | 0 | 0 | 0 |

SINGLE-GAME HIGHS: DEFENSIVE

Total Tackles 6 vs. Philadelphia Eagles, Oct 20, 2019
...1 more at 6.

Solo Tackles 5 vs. Tennessee Titans, Nov 05, 2018
Sacks 2.0 at Arizona Cardinals, Sep 25, 2017
...1 more at 2.0.

Passes Defensed 1 vs. Indianapolis Colts, Sep 11, 2022
...2 more at 1.

Forced Fumbles 1 vs. Tampa Bay Buccaneers, Dec 18, 2016

Fumble Recoveries

1 at Miami Dolphins, Nov 07, 2021
...5 more at 1.

Tackles For Loss

2 at Tennessee Titans, Nov 21, 2021

Interceptions

1 at Miami Dolphins, Nov 07, 2021

Longest Opponent's Fumble Return

6 at Denver Broncos, Sep 17, 2017

SINGLE-GAME HIGHS - POSTSEASON: DEFENSIVE

Total Tackles 3 at Los Angeles Rams, Jan 12, 2019
...1 more at 3.

Solo Tackles 3 at Los Angeles Rams, Jan 12, 2019

Sacks 1.0 vs. Seattle Seahawks, Jan 05, 2019

Tackles For Loss 1 at Los Angeles Rams, Jan 12, 2019



2022 GAME-BY-GAME REGULAR-SEASON STATISTICS (TEXANS)

| | | | TACKLES | | | | | | | | INTERCEPTIONS | | | | | FUMBLES | | | | ST | | | | MISC | | | | | |
|-------------|-------|------------|---------|----|---|---|-----|-----|-----|-----|---------------|----|-----|----|----|---------|----|----|----|-----|----|---|---|------|----|---|---|-------|-------|
| W | DATE | OPPONENT | P/S | TK | S | A | SK | YDS | TFL | YDS | QBH | NO | YDS | LG | TD | PD | FF | FR | TD | YDS | TK | S | A | FF | FR | S | A | W/L | SCORE |
| 01 | 09/11 | Colts | S | 4 | 2 | 2 | 0.0 | 0.0 | 0 | 0 | 0 | 0 | 0 | 0 | 0 | 1 | 0 | 0 | 0 | 0 | 0 | 0 | 0 | 0 | 0 | 0 | 0 | T | 20-20 |
| 02 | 09/18 | at Broncos | S | 1 | 0 | 1 | 0.0 | 0.0 | 0 | 0 | 0 | 0 | 0 | 0 | 0 | 0 | 0 | 0 | 0 | 0 | 0 | 0 | 0 | 0 | 0 | 0 | L | 9-16 | |
| 03 | 09/25 | at Bears | S | 1 | 1 | 0 | 0.0 | 0.0 | 1 | 1 | 1 | 0 | 0 | 0 | 0 | 0 | 0 | 0 | 0 | 0 | 0 | 0 | 0 | 0 | 0 | 0 | L | 20-23 | |
| 04 | 10/02 | Chargers | S | 2 | 0 | 2 | 0.0 | 0.0 | 0 | 0 | 0 | 0 | 0 | 0 | 0 | 0 | 0 | 0 | 0 | 0 | 0 | 0 | 0 | 0 | 0 | 0 | L | 24-34 | |
| 05 | 10/09 | at Jaguars | S | 3 | 2 | 1 | 0.0 | 0.0 | 1 | 0 | 1 | 0 | 0 | 0 | 0 | 0 | 0 | 0 | 0 | 0 | 0 | 0 | 0 | 0 | 0 | 0 | W | 13-6 | |
| 07 | 10/23 | at Raiders | S | 1 | 1 | 0 | 0.0 | 0.0 | 0 | 0 | 1 | 0 | 0 | 0 | 0 | 0 | 0 | 0 | 0 | 0 | 0 | 0 | 0 | 0 | 0 | 0 | L | 20-38 | |
| 2022 TOTALS | | | 6-6 | 12 | 6 | 6 | 0.0 | 0.0 | 2 | 1 | 3 | 0 | 0 | 0 | 0 | 1 | 0 | 0 | 0 | 0 | 0 | 0 | 0 | 0 | 0 | 0 | 0 | 1-4-1 | |



NICO
COLLINS

12
WIDE RECEIVER

Ht: 6-4 Wt: 215
DOB: 3/19/1999 College: Michigan
Texans Season: 2 NFL Season: 2
Acquired: D3b-'21

TRANSACTIONS: Selected by the Houston Texans with the 26th pick of the third round (89th overall) of the 2021 NFL Draft...Placed on the Reserve/Injured List on Sept. 21, 2021...Designated for return to the active roster on Oct. 13, 2021...Activated on Oct. 16, 2021.

2022 (Houston 6/4):

- Has 18 receptions for 305 yards (16.9 avg.) in 2022 so far
- Started the Week 1 game vs. Indianapolis (9/11), catching two passes for 26 yards
- Caught four passes for 58 yards (13.0 avg.) at Denver (9/18), which ranks as the fourth-most receiving yards of his career
- Had a career-best 82 receiving yards vs. Los Angeles (10/2), which included his longest career reception of 58 yards

2021 (Houston 14/8):

- Played in 14 games (eight starts) as a rookie, amassing 33 receptions for 446 yards (13.5 avg.) and one receiving touchdown
- Recorded the fifth-most receiving yards by a rookie in Texans history
- Notched his first career reception for seven yards in the season opener vs. Jacksonville (9/12)
- Caught a career-long 32-yard pass at Cleveland (9/19)
- Made his second start of the season and caught four passes for 44 yards (11.0 avg.) at Indianapolis (10/17), the second-most receiving yards on the team
- Finished with 28 receiving yards on two catches at Arizona (10/24) to lead the team in receiving yards for the first time in his career
- Recorded four receptions for 55 yards vs. the L.A. Rams (10/31)

- Posted career highs with 69 receiving yards and five catches (13.8 avg.) vs. Seattle (12/12)
- Caught his first career touchdown pass from QB Davis Mills and recorded three receptions for 33 yards (11.0 avg.) vs. the L.A. Chargers (12/26)
- Finished second on the team with 67 receiving yards on three catches (22.3 avg.) vs. Tennessee (1/9/22)

COLLEGE:

- Played three seasons (2017-19) at the University of Michigan in Ann Arbor, Mich., before opting out of the 2020 season, totaling 78 receptions for 1,388 receiving yards (17.8 avg.) and 13 touchdowns in his career
- Opted out of the 2020 season
- Appeared in 12 games (10 starts) in 2019, catching 37 passes for 729 yards with a team-leading seven touchdowns and a Big Ten-leading 19.7 yards per catch. Also named the team's Offensive Player of the Year
- Played in all 13 games (11 starts) in 2018, with 38 receptions for 632 yards (16.6 avg.) and six touchdowns. Earned All-Big Ten honorable mention honors from the coaches
- Played in four games (one start) in 2017, totaling three catches for 27 yards (9.0 avg.)

PERSONAL:

- Attended Clay-Chalkville High School in Pinson, Ala.
- Helped lead the Cougars to the Alabama Division 6A state championship in 2014
- Totaled 103 receptions for 1,968 receiving yards (19.1 avg.) and 25 touchdowns over his final two high school seasons
- Was named to the Alabama Sports Writers Association All-State First Team in 2016

NICO COLLINS' NFL REGULAR SEASON RUSHING/RECEIVING STATISTICS

| DATE | TEAM | GP | GS | RECEIVING | | | | | RUSHING | | | | |
|------------|--------|----|----|-----------|------|------|----|----|---------|------|------|----|----|
| | | | | NO. | YDS. | AVG. | LG | TD | NO. | YDS. | AVG. | LG | TD |
| 2021 | Texans | 14 | 8 | 33 | 446 | 13.5 | 32 | 1 | 0 | 0 | 0.0 | 0 | 0 |
| 2022 | Texans | 6 | 4 | 18 | 305 | 16.9 | 58 | 0 | 0 | 0 | 0.0 | 0 | 0 |
| NFL TOTALS | | 20 | 12 | 51 | 751 | 14.7 | 58 | 1 | 0 | 0 | 0.0 | 0 | 0 |



SINGLE-GAME HIGHS: RECEIVING

| | | | |
|---------------------------|---|------------------------------|---|
| Receptions | 5 vs. Seattle Seahawks, Dec 12, 2021 | Receiving TDs | 1 vs. Los Angeles Chargers, Dec 26, 2021 |
| Receiving Yards | 82 vs. Los Angeles Chargers, Oct 02, 2022 | All-Purpose Yards | 82 vs. Los Angeles Chargers, Oct 02, 2022 |
| Receiving Average | 27.3 vs. Los Angeles Chargers, Oct 02, 2022 | Most TDs | 1 vs. Los Angeles Chargers, Dec 26, 2021 |
| Longest Receptions | 58 vs. Los Angeles Chargers, Oct 02, 2022 | Miscellaneous Tackles | 1 at Indianapolis Colts, Oct 17, 2021 |

2022 GAME-BY-GAME REGULAR-SEASON STATISTICS (TEXANS)

| W | DATE | OPPONENT | P/S | RECEIVING | | | | | RUSHING | | | | | W/L/T | SCORE |
|--------------------|-------|------------|------------|-----------|------------|-------------|-----------|----------|----------|----------|------------|----------|----------|--------------|-------|
| | | | | NO. | YDS. | AVG. | LG | TD | NO. | YDS. | AVG. | LG | TD | | |
| 01 | 09/11 | Colts | S | 2 | 26 | 13.0 | 18 | 0 | 0 | 0 | 0.0 | 0 | 0 | T | 20-20 |
| 02 | 09/18 | at Broncos | P | 4 | 58 | 14.5 | 29 | 0 | 0 | 0 | 0.0 | 0 | 0 | L | 9-16 |
| 03 | 09/25 | at Bears | P | 2 | 41 | 20.5 | 22 | 0 | 0 | 0 | 0.0 | 0 | 0 | L | 20-23 |
| 04 | 10/02 | Chargers | S | 3 | 82 | 27.3 | 58 | 0 | 0 | 0 | 0.0 | 0 | 0 | L | 24-34 |
| 05 | 10/09 | at Jaguars | S | 4 | 65 | 16.3 | 23 | 0 | 0 | 0 | 0.0 | 0 | 0 | W | 13-6 |
| 07 | 10/23 | at Raiders | S | 3 | 33 | 11.0 | 15 | 0 | 0 | 0 | 0.0 | 0 | 0 | L | 20-38 |
| 2022 TOTALS | | | 6-4 | 18 | 305 | 16.9 | 58 | 0 | 0 | 0 | 0.0 | 0 | 0 | 1-4-1 | |



BRANDIN
COOKS

13
WIDE RECEIVER

Ht: 5-10

DOB: 9/25/1993

Texans Season: 3

Acquired: T-'20 (LAR)

Wt: 183

College: Oregon State

NFL Season: 9

TRANSACTIONS: Selected by the New Orleans Saints in the first round (20th overall) of the 2014 NFL Draft...Traded to the New England Patriots on March 10, 2017...Traded to the Los Angeles Rams on April 5, 2018...Traded to the Houston Texans on April 10, 2020...Placed on the Reserve/COVID-19 List on Dec. 22, 2021...Activated from the Reserve/COVID-19 List on Dec. 29, 2021...Signed a contract extension with the Texans on April 14, 2022.

CAREER:

- ✦ Ninth-year receiver who has played in 125 career games (113 starts) with the Saints, Patriots, Rams and Texans, totaling 8,189 receiving yards and 47 touchdowns on 601 catches (13.7 avg.). Also owns 302 rushing yards and two rushing touchdowns on 48 carries (6.1 avg.)
- ✦ Became the 10th player to record 8,000 receiving yards before the age of 29, the first in NFL history to do it with playing for at least four different teams
- ✦ Has reached 1,000 receiving yards in six seasons since entering the league in 2014, tied for the second-most 1,000-yards-plus seasons in the NFL during that span
- ✦ Started all six postseason contests in his career, including back-to-back Super Bowl appearances (LII, LIII). Led the Rams in Super Bowl LIII with 120 receiving yards
- ✦ One of only eight players in NFL history to record at least three seasons of 1,000-plus receiving yards and seven touchdowns before turning 25 (Randy Moss, Lance Alworth, John Jefferson, Odell Beckham Jr., Mike Evans, Larry Fitzgerald and A.J. Green)
- ✦ Became the first player in NFL history to record three consecutive 1,000-yard seasons on three different teams (New Orleans, New England, L.A. Rams)
- ✦ Joined Brandon Marshall as the only players in NFL history to record at least 1,000 receiving yards in a season with four different teams
- ✦ Owns a 13.6 yards-per-reception average since entering the league in 2014, the fourth-highest mark in the NFL over that span (min. 500 receptions)
- ✦ Ranks fifth in the NFL in receptions of 25-or-more yards since entering the league in 2014 with 78, including eight in 2018, two in 2019, 12 in 2020, seven in 2021 and one in 2022
- ✦ One of six players in the NFL to average at least 10.0 yards per reception in each season since 2014 (min. 40 receptions)

- ✦ Reached 1,000 receiving yards for the sixth time of his career in 2021, joining Andre Johnson and DeAndre Hopkins as the only Texans to record consecutive seasons with 1,000 receiving yards

2022 (Houston 6/6):

- ✦ Has 28 receptions and 281 receiving yards (10.0 avg.) in 2022
- ✦ Caught a team-high seven passes for 82 yards (11.7 avg.) vs. Indianapolis in Week 1 (9/11)
- ✦ Hauled in four passes for 54 yards which helped him surpass the 8,000 career receiving yard mark at Denver (9/18)
- ✦ Caught his first touchdown pass of the season vs. Los Angeles (10/2) in addition to catching seven passes for 57 yards (8.1 avg.)

2021 (Houston 16/16):

- ✦ Started all 16 games he played in and totaled a career-high 90 receptions for 1,037 yards (11.5 avg.) and six receiving touchdowns, finishing as the team leader in receptions, receiving yards and receiving touchdowns
- ✦ Tallied five receptions for 132 yards (26.4 avg.) in the season opener vs. Jacksonville (9/12). Posted 128 receiving yards in the first half, the fifth-highest first-half total in Texans history and the highest first-half total of his career. Reached 30 career receptions of 40-plus yards
- ✦ Led the team in receptions (nine) and receiving yards (78) with a long of 22 yards and a touchdown at Cleveland (9/19)
- ✦ Posted nine receptions for 112 yards (12.4 avg.) vs. Carolina (9/23)
- ✦ Paced the Texans in catches (nine) and receiving yards (89) at Indianapolis (10/17)
- ✦ Led the team with six receptions for 83 yards (13.8 avg.) and a touchdown vs. the L.A. Rams (10/31). Caught a 45-yard touchdown pass from QB Davis Mills, his longest touchdown reception of the season
- ✦ Led the team with 45 receiving yards on three receptions vs. the N.Y. Jets (11/28). Caught a 40-yard touchdown pass from QB Tyrod Taylor, marking his 75th reception of 25-plus yards since entering the NFL in 2014
- ✦ Recorded 101 receiving yards on eight receptions (12.6 avg.) vs. Seattle (12/12)
- ✦ Led the team with seven receptions for 102 yards (14.6 avg.) at Jacksonville (12/19), his fourth game of the



season with 100-plus receiving yards. Tied a career high with two receiving touchdowns, his eighth career multi-score game

- ✦ Paced the Texans with 66 receiving yards on seven receptions (9.4 avg.) and a touchdown at San Francisco (1/2/22). Eclipsed 1,000 yards on the season for the sixth time in his career, becoming the third Texans player to record consecutive seasons with 1,000 receiving yards

2020 (Houston 15/15):

- ✦ Started 15 games in his first season with the Texans and became the third player in franchise history with at least 1,000 receiving yards in a single season
- ✦ Caught two passes for 20 yards (10.0 avg.) in his first game with the franchise at Kansas City (9/10)
- ✦ Totaled five receptions for 95 yards (19.0 avg.) vs. Baltimore (9/20), which was the most receiving yards in a game for him since Week 3 of the 2019 season at Cleveland (112)
- ✦ Finished with eight receptions for 161 yards (20.1 avg.) and one touchdown vs. Jacksonville (10/11), which was his first 100-yard receiving game as a member of the Texans and the 16th of his NFL career
- ✦ Finished with nine receptions for 68 yards (7.6 avg.) and one touchdown at Tennessee (10/18), which tied for the third-most receptions in a game in his career and the most since Week 10 of 2018 (10) when he was a member of the L.A. Rams
- ✦ Finished with three receptions for 83 yards (27.7 avg.), including a 57-yard touchdown pass at Jacksonville (11/8). He became the ninth player in NFL history with a 50-plus yard reception in each of his first seven seasons
- ✦ Finished with four receptions for 85 yards (21.3 avg.), including a long of 44 yards vs. New England (11/22)
- ✦ Logged five receptions for 85 yards (17.0 avg.) at Detroit (11/26) and recorded consecutive games with at least 80 receiving yards for the first time since Weeks 10-11 of 2018
- ✦ Totaled six receptions for 59 yards (9.8 avg.) at Indianapolis (12/20)
- ✦ Recorded seven receptions for 141 yards (20.1 avg.), including a game-long 50-yard reception vs. Cincinnati (12/27), which marked his second 100-yard receiving game of the season
- ✦ Posted a career-high 11 receptions and a season-high 166 receiving yards (15.1 avg.) while adding two touchdowns vs. Tennessee (1/3/21)

2019 (L.A. Rams 14/14):

- ✦ Played in 14 games (14 starts) and finished the season with 42 receptions for 583 yards (13.9 avg.) and two touchdowns. Added six carries for 52 yards (8.7 avg.)
- ✦ Notched a season-long 57-yard reception on the opening drive vs. New Orleans (9/15) and finished with 74 yards and one touchdown on three receptions (24.7 avg.)
- ✦ Logged his first 100-yard performance of the season at Cleveland (9/22) with a season-high 112 yards on eight catches (14.0 avg.) with one touchdown

2018 (L.A. Rams 16/16, 3/3):

- ✦ Started all 16 games in his first season with the Rams and finished with a career-best 1,204 receiving yards, his fourth-consecutive season with 1,000-plus receiving yards
- ✦ Recorded five receiving touchdowns on the season and added 68 yards and one touchdown on 10 carries (6.8

avg.)

- ✦ Logged five games of 100-or-more receiving yards, including three-consecutive 100-yard performances from Weeks 9-11, which is tied for the sixth-longest streak in franchise history
- ✦ Led the team in receptions (seven) and receiving yards (159) vs. Arizona (9/16)
- ✦ Registered a team-best 114 yards receiving on six receptions (19.0 avg.) at New Orleans (11/4), his third 100-yard performance of the season

2017 (New England 16/15, 3/3):

- ✦ Played in all 16 games (15 starts) and totaled 65 receptions for 1,082 yards (16.6 avg.) and seven touchdowns. Added 40-yards rushing on nine attempts (4.4 avg.)
- ✦ His single-season career-high average of 16.6 yards per reception ranked fourth in the NFL among receivers with at least 50 receptions
- ✦ Started in all three postseason contests including Super Bowl LII and registered 10 receptions for 155 yards (15.5 avg.)
- ✦ Joined WR Antonio Brown as the only wide receivers with at least 1,000 receiving yards and seven touchdowns in each season from 2015-17
- ✦ Led the team in receiving with 131 yards and two touchdowns on five catches (26.2 avg.) vs. Houston (9/24)
- ✦ Registered six catches for a season-high 149 yards (24.8 avg.) and a touchdown against Oakland in Mexico City (11/19)
- ✦ Led the team in receiving vs. Miami (11/26) with 83 yards on six receptions (13.8 avg.), including a five-yard touchdown
- ✦ Tallied six catches for 100 yards (16.7 avg.) in the AFC Championship Game vs. Jacksonville (1/21/18)

2016 (New Orleans 16/12):

- ✦ Appeared in all 16 games (12 starts) and recorded 78 catches for 1,173 yards (15.0 avg.) and eight touchdown receptions, notching his second-consecutive season of at least 1,000 yards. Added six rushing attempts for 30 yards (5.0 avg.) and fielded one punt return for two yards
- ✦ Caught six passes for 143 yards (23.8 avg.) and two touchdowns vs. Oakland (9/11), including a career-long 98-yard touchdown grab
- ✦ Pulled in seven passes for a season-high 173 yards (24.7 avg.) and one touchdown vs. Carolina (10/16), including an 87-yard touchdown grab. Became the first player in NFL history to have two touchdown receptions of 85-plus yards in his team's first five games
- ✦ Notched a career-high 186 receiving yards and added two touchdowns on seven receptions (26.6 avg.) at Arizona (12/8)

2015 (New Orleans 16/12):

- ✦ Played in all 16 games (12 starts) and led the Saints in receptions (84) receiving yards (1,138) and receiving touchdowns (nine). Added eight carries for 18 yards and returned two punts for 12 yards
- ✦ His 84 receptions on the season were the most by a Saints receiver since 2010
- ✦ Notched his first career 100-yard game, pulling in five passes for 107 yards (21.4 avg.) at Philadelphia (10/11)
- ✦ Established a single-game career high in receptions with 10 catches for a season-high 124 yards (12.4 avg.) and one



touchdown vs. Detroit (12/21)

- Notched a second-consecutive 100-yard performance and a season-high 24.6 yards per reception, pulling in five catches for 123 yards vs. Jacksonville (12/27)

2014 (New Orleans 10/7):

- Played in 10 games (six starts) as a rookie and finished with 53 receptions for 550 yards (10.4 avg.) and three touchdowns. Added seven carries for 73 yards (10.4 avg.) and one touchdown, 10 punt returns for 35 yards (3.5 avg.) and one kickoff return for 12 yards
- Made his NFL debut vs. Atlanta (9/7) and caught seven passes for 77 yards (11.0 avg.) and a touchdown, while adding one carry for 18 yards. His seven receptions tied the most by a Saints rookie in their debut
- Registered a season-high 94 receiving yards and one touchdown on six catches (15.7 avg.) vs. Green Bay (10/6)

COLLEGE:

- Played three seasons (2011-13) at Oregon State University in Beaverton, Ore., where he played in 38 career games (29 starts) before declaring for the NFL Draft after his

junior season

- Amassed a career total of 3,863 all-purpose yards, consisting of 3,272 receiving yards and 24 touchdowns on 226 receptions, 340 rushing yards on 61 carries, 72 yards on 12 punt returns and 179 yards on eight kickoff returns
- In his final season in 2013, won the Biletnikoff Award was named a consensus first-team All-American and an All-Pac 12 selection after setting school and conference single-season receiving records with 128 receptions for 1,730 yards (13.5 avg.) and scoring a school-record 16 touchdowns. His 2,019 all-purpose yards ranked second in school history

PERSONAL:

- Attended Lincoln High School in Stockton, Calif., where he was a three-sport athlete, earning letters in football, track and basketball
- As a wide receiver, was a two-time Section Offensive Player of the Year, All-Area selection and team MVP, finishing with 1,525 all-purpose yards as a senior, including 66 receptions for 1,125 yards and 11 touchdowns

BRANDIN COOKS' NFL REGULAR SEASON RUSHING/RECEIVING STATISTICS

| DATE | TEAM | GP | GS | RECEIVING | | | | | RUSHING | | | | |
|------------|----------|-----|-----|-----------|-------|------|-----|----|---------|------|------|----|----|
| | | | | NO. | YDS. | AVG. | LG | TD | NO. | YDS. | AVG. | LG | TD |
| 2014 | Saints | 10 | 7 | 53 | 550 | 10.4 | 50t | 3 | 7 | 73 | 10.4 | 28 | 1 |
| 2015 | Saints | 16 | 12 | 84 | 1,138 | 13.5 | 71t | 9 | 8 | 18 | 2.3 | 11 | 0 |
| 2016 | Saints | 16 | 12 | 78 | 1,173 | 15.0 | 98t | 8 | 6 | 30 | 5.0 | 11 | 0 |
| 2017 | Patriots | 16 | 15 | 65 | 1,082 | 16.6 | 64t | 7 | 9 | 40 | 4.4 | 13 | 0 |
| 2018 | Rams | 16 | 16 | 80 | 1,204 | 15.1 | 57 | 5 | 10 | 68 | 6.8 | 17 | 1 |
| 2019 | Rams | 14 | 14 | 42 | 583 | 13.9 | 57 | 2 | 6 | 52 | 8.7 | 27 | 0 |
| 2020 | Texans | 15 | 15 | 81 | 1,150 | 14.2 | 57t | 6 | 0 | 0 | 0.0 | 0 | 0 |
| 2021 | Texans | 16 | 16 | 90 | 1,037 | 11.5 | 52 | 6 | 2 | 21 | 10.5 | 16 | 0 |
| 2022 | Texans | 6 | 6 | 28 | 281 | 10.0 | 42 | 1 | 0 | 0 | 0.0 | 0 | 0 |
| NFL TOTALS | | 125 | 113 | 601 | 8,198 | 13.6 | 98T | 47 | 48 | 302 | 6.3 | 28 | 2 |

BRANDIN COOKS' NFL POSTSEASON RUSHING/RECEIVING STATISTICS

| DATE | TEAM | GP | GS | RECEIVING | | | | | RUSHING | | | | |
|------------|----------|----|----|-----------|------|------|----|----|---------|------|------|----|----|
| | | | | NO. | YDS. | AVG. | LG | TD | NO. | YDS. | AVG. | LG | TD |
| 2017 | Patriots | 3 | 3 | 10 | 155 | 15.5 | 31 | 0 | 1 | 1 | 1.0 | 1 | 0 |
| 2018 | Rams | 3 | 3 | 19 | 292 | 15.4 | 36 | 0 | 1 | 5 | 5.0 | 5 | 0 |
| NFL TOTALS | | 6 | 6 | 29 | 447 | 15.4 | 36 | 0 | 2 | 6 | 3.0 | 5 | 0 |



BRANDIN COOKS' NFL REGULAR SEASON RETURN STATISTICS

| DATE | TEAM | KICKOFF RETURNS | | | | | PUNT RETURNS | | | | | |
|------------|----------|-----------------|------|------|----|----|--------------|----|------|------|----|----|
| | | RET. | YDS. | AVG. | LG | TD | NO. | FC | YDS. | AVG. | LG | TD |
| 2014 | Saints | 1 | 12 | 12.0 | 12 | 0 | 10 | 15 | 35 | 3.5 | 15 | 0 |
| 2015 | Saints | 0 | 0 | 0.0 | 0 | 0 | 2 | 0 | 12 | 6.0 | 6 | 0 |
| 2016 | Saints | 1 | 10 | 10.0 | 10 | 0 | 1 | 0 | 2 | 2.0 | 2 | 0 |
| 2017 | Patriots | 0 | 0 | 0.0 | 0 | 0 | 0 | 0 | 0 | 0.0 | 0 | 0 |
| 2018 | Rams | 0 | 0 | 0.0 | 0 | 0 | 0 | 0 | 0 | 0.0 | 0 | 0 |
| 2019 | Rams | 0 | 0 | 0.0 | 0 | 0 | 0 | 0 | 0 | 0.0 | 0 | 0 |
| 2020 | Texans | 0 | 0 | 0.0 | 0 | 0 | 0 | 0 | 0 | 0.0 | 0 | 0 |
| 2021 | Texans | 0 | 0 | 0.0 | 0 | 0 | 0 | 0 | 0 | 0.0 | 0 | 0 |
| 2022 | Texans | 0 | 0 | 0.0 | 0 | 0 | 0 | 0 | 0 | 0.0 | 0 | 0 |
| NFL TOTALS | | 2 | 22 | 11.0 | 12 | 0 | 13 | 15 | 49 | 3.8 | 15 | 0 |

SINGLE-GAME HIGHS: RUSHING/RECEIVING

| | |
|---------------------------|--|
| Rush Attempts | 4 vs. Jacksonville Jaguars, Dec 27, 2015 |
| Rushing Yards | 31 at Cleveland Browns, Sep 14, 2014 |
| Longest Runs | 28 at Cleveland Browns, Sep 14, 2014 |
| Rushing TDs | 1 vs. Seattle Seahawks, Nov 11, 2018 ...1 more at 1. |
| Receptions | 11 vs. Tennessee Titans, Jan 03, 2021 |
| Receiving Yards | 186 at Arizona Cardinals, Dec 18, 2016 |
| Receiving Average | 32.7 vs. Denver Broncos, Nov 13, 2016 |
| Longest Receptions | 98t vs. Oakland Raiders, Sep 11, 2016 |
| Receiving TDs | 2 at Jacksonville Jaguars, Dec 19, 2021 ...7 more at 2. |
| All-Purpose Yards | 186 at Arizona Cardinals, Dec 18, 2016 |

| | |
|-------------------------------|---|
| Kickoff Returns | 1 vs. Tampa Bay Buccaneers, Dec 24, 2016 ...1 more at 1. |
| Kickoff Return Yards | 12 vs. Tampa Bay Buccaneers, Oct 05, 2014 |
| Longest Kickoff Return | 12 vs. Tampa Bay Buccaneers, Oct 05, 2014 |
| Fair Catches | 4 at Carolina Panthers, Oct 30, 2014 |
| Punt Return Yards | 15 at Detroit Lions, Oct 19, 2014 ...1 more at 15. |
| Longest Punt Return | 15 at Detroit Lions, Oct 19, 2014 |
| Punt Returns | 2 vs. Detroit Lions, Dec 21, 2015 ...2 more at 2. |
| Most TDs | 2 at Jacksonville Jaguars, Dec 19, 2021 ...8 more at 2. |
| Miscellaneous Tackles | 2 vs. San Francisco 49ers, Nov 09, 2014 |

SINGLE-GAME HIGHS - POSTSEASON: RUSHING/RECEIVING

| | |
|------------------------|---|
| Rush Attempts | 1 vs. Dallas Cowboys, Jan 12, 2019 ...1 more at 1. |
| Rushing Yards | 5 vs. Dallas Cowboys, Jan 12, 2019 |
| Longest Runs | 5 vs. Dallas Cowboys, Jan 12, 2019 |
| Receptions | 8 vs. New England Patriots, Feb 03, 2019 |
| Receiving Yards | 120 vs. New England Patriots, Feb 03, 2019 |

| | |
|------------------------------|---|
| Receiving Average | 16.7 vs. Jacksonville Jaguars, Jan 21, 2018 |
| Longest Receptions | 36 at New Orleans Saints, Jan 20, 2019 |
| All-Purpose Yards | 120 vs. New England Patriots, Feb 03, 2019 |
| Miscellaneous Tackles | 1 vs. New England Patriots, Feb 03, 2019 |



100-YARD RECEIVING GAMES (22): REGULAR SEASON

| DATE | TEAM | NO. | YDS. | AVG. | LG | TD |
|----------|--------------|-----|------|------|-----|----|
| 10/11/15 | at Eagles | 5 | 107 | 21.4 | 46 | 1 |
| 12/06/15 | PANTHERS | 6 | 104 | 17.3 | 54t | 1 |
| 12/21/15 | LIONS | 10 | 124 | 12.4 | 28 | 1 |
| 12/27/15 | JAGUARS | 5 | 123 | 24.6 | 71t | 1 |
| 09/11/16 | RAIDERS | 6 | 143 | 23.8 | 98t | 2 |
| 10/16/16 | PANTHERS | 7 | 173 | 24.7 | 87t | 1 |
| 12/18/16 | at Cardinals | 7 | 186 | 26.6 | 65t | 2 |
| 09/24/17 | TEXANS | 5 | 131 | 26.2 | 44 | 2 |
| 11/19/17 | at Raiders | 6 | 149 | 24.8 | 64t | 1 |
| 09/16/18 | CARDINALS | 7 | 159 | 22.7 | 57 | 0 |
| 09/27/18 | VIKINGS | 7 | 116 | 16.6 | 47t | 1 |
| 11/04/18 | at Saints | 6 | 114 | 19.0 | 48 | 1 |
| 11/11/18 | SEAHAWKS | 10 | 100 | 10.0 | 17 | 0 |
| 11/19/18 | CHIEFS | 8 | 107 | 13.4 | 30 | 0 |
| 09/22/19 | at Browns | 8 | 112 | 14.0 | 23 | 0 |
| 10/11/20 | JAGUARS | 8 | 161 | 20.1 | 36 | 1 |
| 12/27/20 | BENGALS | 7 | 141 | 20.1 | 50 | 1 |
| 01/03/21 | TITANS | 11 | 166 | 15.1 | 38t | 2 |
| 09/12/21 | JAGUARS | 5 | 132 | 26.4 | 52 | 0 |
| 09/23/21 | PANTHERS | 9 | 112 | 12.4 | 30 | 0 |
| 12/12/21 | SEAHAWKS | 8 | 101 | 12.6 | 19 | 0 |
| 12/19/21 | at Jaguars | 7 | 102 | 14.6 | 43t | 2 |

100-YARD RECEIVING GAMES (3): POSTSEASON

| DATE | TEAM | NO. | YDS. | AVG. | LG | TD |
|----------|-----------|-----|------|------|----|----|
| 01/21/18 | JAGUARS | 6 | 100 | 16.7 | 31 | 0 |
| 01/20/19 | at Saints | 7 | 107 | 15.3 | 36 | 0 |
| 02/03/19 | PATRIOTS | 8 | 120 | 15.0 | 24 | 0 |

2022 GAME-BY-GAME REGULAR-SEASON STATISTICS (TEXANS)

| W | DATE | OPPONENT | P/S | RECEIVING | | | | | RUSHING | | | | | W/L/T | SCORE |
|-------------|-------|------------|-----|-----------|------|------|----|----|---------|------|------|----|----|-------|-------|
| | | | | NO. | YDS. | AVG. | LG | TD | NO. | YDS. | AVG. | LG | TD | | |
| 01 | 09/11 | Colts | S | 7 | 82 | 11.7 | 42 | 0 | 0 | 0 | 0.0 | 0 | 0 | T | 20-20 |
| 02 | 09/18 | at Broncos | S | 4 | 54 | 13.5 | 25 | 0 | 0 | 0 | 0.0 | 0 | 0 | L | 9-16 |
| 03 | 09/25 | at Bears | S | 2 | 22 | 11.0 | 17 | 0 | 0 | 0 | 0.0 | 0 | 0 | L | 20-23 |
| 04 | 10/02 | Chargers | S | 7 | 57 | 8.1 | 20 | 1 | 0 | 0 | 0.0 | 0 | 0 | L | 24-34 |
| 05 | 10/09 | at Jaguars | S | 4 | 20 | 5.0 | 7 | 0 | 0 | 0 | 0.0 | 0 | 0 | W | 13-6 |
| 07 | 10/23 | at Raiders | S | 4 | 46 | 11.5 | 24 | 0 | 0 | 0 | 0.0 | 0 | 0 | L | 20-38 |
| 2022 TOTALS | | | 6-6 | 28 | 281 | 10.0 | 42 | 1 | 0 | 0 | 0.0 | 0 | 0 | 1-4-1 | |



AUSTIN DECULUS

76
OFFENSIVE LINEMAN

Ht: 6-5 **Wt:** 321
DOB: 3/12/1999 **College:** LSU
Texans Season: R **NFL Season:** R
Acquired: D6-'22

TRANSACTIONS: Selected by the Houston Texans in the sixth round (205th overall) of the 2022 NFL Draft.

2022 (Houston 0/0)

- ✦ Made the 53-man roster but was inactive for Week 1 of the NFL season
- ✦ Active for the first time in his career but did not play at Denver (9/18)

COLLEGE:

- ✦ Played five seasons (2017-21) at LSU in Baton Rouge, La., where he played in more games than any player in school history (61) with 46 starts

2021 (LSU):

- ✦ Started 12 games at right tackle and played 829 snaps in his fifth year that was granted due to COVID-19
- ✦ Did not miss a single snap in SEC-play
- ✦ Helped pave the way for a record-setting 287-yard rushing performance vs. Florida (10/16)
- ✦ Played a season-high 86 snaps vs. Arkansas (11/13)
- ✦ Played 74 snaps in the win vs. Texas A&M on Senior Night (11/27), helping the Tigers become bowl eligible

2020 (LSU):

- ✦ Started all 10 games at right tackle, playing every offensive snap in seven games
- ✦ Named to the 2020 SEC Academic Honor Roll
- ✦ Blocked for a 276-yard rushing effort vs. South Carolina (10/24)
- ✦ Helped the Tigers rack up a season-high 593 yards of total offense and allowed only 1.0 sack on 51 passing attempts vs. Ole Miss (12/19)

2019 (LSU):

- ✦ Played and started in 13 games during LSU's national championship season, all at right tackle, when he was named the team's most improved offensive lineman
- ✦ Was a part of the offensive line that was named the Joe Moore Award winner as the top unit in the nation
- ✦ Helped pave the way for 1,000-yard rusher RB Clyde Edwards-Helaire and Heisman Trophy Award winner QB

Joe Burrow

- ✦ Was a key member of the offensive line that helped the Tigers to 500-plus yards of total offense vs. Texas A&M (11/30)
- ✦ Blocked for LSU as the team put up 37 points and 450-plus yards of total offense vs. Georgia in the SEC Championship Game (12/7)
- ✦ Assisted the LSU offense as it racked up 692 yards of total offense and allowed just 1.0 sack in the CFP Semifinal vs. Oklahoma (12/28)
- ✦ Played all 81 offensive snaps in the CFP National Championship vs. Clemson (1/13/20)

2018 (LSU):

- ✦ Was a starter at right tackle for LSU's final 11 games, appearing in 13 total games with 827 snaps
- ✦ Made his first career start at left tackle vs. Southeastern Louisiana (9/9)
- ✦ Shifted to right tackle the following week at Auburn (9/15), where he remained for the rest of the season
- ✦ Played every offensive snap in six consecutive games beginning with the win vs. Southeastern Louisiana and continued through the victory vs. Georgia (10/13)
- ✦ Played all 86 offensive snaps vs. UCF in the Fiesta Bowl (1/1/19)

2017 (LSU):

- ✦ Played in all 13 games on special teams and saw action on the offensive line in two games as a true freshman
- ✦ Played extensively on the road at Florida (10/7) following two injuries to linemen in the game

PERSONAL:

- ✦ Attended Cy-Fair High School in Cypress, Texas, where he was an honorable mention 6A All-State selection in 2016
- ✦ Regarded as the nation's 14th-best overall prospect and the No. 5 offensive tackle by ESPN
- ✦ Ranked as the No. 3 prospect in Texas by ESPN
- ✦ A member of the VYPE/Houston Chronicle Greater Houston first team
- ✦ Participated in the 2016 Under Armour All-America Game



AUSTIN DECULUS' NFL REGULAR SEASON STATISTICS

| DATE | TEAM | GP | GS |
|------------|--------|----|----|
| 2022 | Texans | 0 | 0 |
| NFL TOTALS | | 0 | 0 |

2022 GAME-BY-GAME REGULAR-SEASON STATISTICS (TEXANS)

| W | DATE | OPPONENT | P/S | | W/L/ T | SCORE |
|-------------|-------|------------|-----|--------------|-----------|-------|
| 01 | 09/11 | Colts | | INACTIVE | T | 20-20 |
| 02 | 09/18 | at Broncos | | DID NOT PLAY | L | 9-16 |
| 03 | 09/25 | at Bears | | INACTIVE | L | 20-23 |
| 04 | 10/02 | Chargers | | INACTIVE | L | 24-34 |
| 05 | 10/09 | at Jaguars | | INACTIVE | W | 13-6 |
| 07 | 10/23 | at Raiders | | INACTIVE | L | 20-38 |
| 2022 TOTALS | | 0-0 | | | 1-4-1 | |



PHILLIP
DORSETT

4

WIDE RECEIVER

Ht: 5-10

DOB: 1/5/1993

Texans Season: 2 NFL Season: 8

Acquired: FA-'21

Wt: 192

College: Miami

TRANSACTIONS: Selected by the Indianapolis Colts in the first round (29th overall) of the 2015 NFL Draft...Traded to the New England Patriots on Sept. 2, 2017...Signed an extension with the Patriots on March 19, 2019...Signed with the Seattle Seahawks as an unrestricted free agent on March 30, 2020...Placed on the Reserve/Injured List on Sept. 22, 2020...Signed with the Jacksonville Jaguars as an unrestricted free agent on March 22, 2021...Released by the Jaguars on Aug. 31, 2021...Signed to the Jaguars practice squad on Sept. 1, 2021...Elevated to the Jaguars active roster on Sept. 25, 2021...Reverted back to the Jaguars practice squad on Sept. 27, 2021...Released by the Jaguars on Sept. 28, 2021...Signed to the Seahawks practice squad on Sept. 29, 2021...Elevated to the Seahawks active roster on Oct. 7, 2021...Reverted back to the Seahawks practice squad on Oct. 8, 2021...Elevated to the Seahawks active roster on Oct. 16, 2021...Reverted back to the Seahawks practice squad on Oct. 18, 2021...Released from the Seahawks practice squad on Nov. 30, 2021...Signed to the Houston Texans practice squad on Dec. 4, 2021...Signed to the Texans active roster on Dec. 11, 2021...Placed on the Reserve/Injured List on Dec. 29, 2021.

2022 (Houston 5/0):

- Has caught one pass for 15 yards on the year which came in the game at Chicago (9/25)
- Inactive for the Week 2 game at Denver (9/18)
- Caught two passes for 45 yards (22.5 avg.) and a touchdown at Las Vegas (10/23), his first touchdown reception since Week 11 in 2019

2021 (Jacksonville 1/0; Seattle 2/0; Houston 3/0):

- Played in six total contests between the Jaguars, Seahawks and Texans, recording seven catches for 110 yards (15.7 avg.) on the season, including six catches for 107 yards (17.8 avg.) in three games as a Texan prior to being placed on the Reserve/Injured List due to a leg injury
- Caught his first pass of the season for a three-yard gain at Pittsburgh (10/17), his first reception as a Seahawk
- Made his Texans debut vs. Seattle (12/12), recording one reception for nine yards and a rushing attempt
- Finished second on the Texans with 43 receiving yards on two receptions (21.5 avg.) at Jacksonville (12/19)
- Tallied a season-high 55 receiving yards on three catches (18.3 avg.) vs. the L.A. Chargers (12/26)

2019 (New England 14/4, 1/1):

- Totaled 29 receptions for 397 yards (13.7 avg.) and five touchdowns along with three rushes for 21 yards (7.0 avg.) on the season
- Logged a season-high 95 receiving yards on four receptions (23.8 avg.) and two touchdowns in the opener vs. Pittsburgh (9/8)
- Notched a season-high six catches for 53 yards (8.8 avg.) and a touchdown vs. the N.Y. Jets (9/23)
- Recorded three receptions for 46 yards (15.3 avg.) and a touchdown at the N.Y. Jets (10/21)

2018 (New England 16/2, 3/0):

- Logged 32 receptions for 290 yards (9.1 avg.) and three touchdowns in addition to four carries for 29 yards (7.3 avg.) on the season
- Recorded a season-high seven receptions for 66 yards (9.4 avg.) and scored a touchdown in the opener vs. Houston (9/9)
- Caught four passes for 55 yards (13.8 avg.) and a touchdown vs. Miami (9/30)
- Scored his third touchdown of the season vs. the N.Y. Jets (12/30), tallying five receptions for 34 yards (6.8 avg.)
- Tallied four receptions for 41 yards (10.3 avg.) and a touchdown in the Divisional Round game vs. the L.A. Chargers (1/13/19)
- Caught a 29-yard touchdown pass in the AFC Championship at Kansas City (1/20/19)

2017 (New England 15/2, 2/0):

- Recorded 12 receptions for 194 yards for a career-high 16.2 yards per reception on the season
- Caught three passes for a season-high 68 yards (22.7 avg.) at New Orleans (9/17)
- Notched a season-long 39-yard reception vs. Miami (11/26)

2016 (Indianapolis 15/7):

- Started a career-high seven games and tallied a career high in receiving yards (528) on 33 receptions (16.0 avg.), scoring two touchdowns on the season
- Caught four passes for 94 yards (23.5 avg.) in the opener vs. Detroit (9/11)
- Notched a career-long 64-yard touchdown pass at Jacksonville (10/2)
- Hauled in a 50-yard touchdown pass at Minnesota (12/18)



2015 (Indianapolis 11/0):

- ✦ Posted 18 receptions for 225 yards (12.5 avg.) and one touchdown as a rookie
- ✦ Logged a season-high 45 receiving yards on two catches (22.5 avg.) in his first career game at Buffalo (9/13)
- ✦ Notched two receptions for 43 yards (21.5 avg.) and his first career touchdown at Tennessee (9/27)

COLLEGE:

- ✦ Played four seasons at the University of Miami (2011-14) in Miami, Fla., recording 121 receptions for 2,132 yards (17.6 avg.) and 17 touchdowns
- ✦ Totaled a career-high 871 receiving yards on 36 receptions (24.2 avg.), scoring 10 touchdowns as a senior in 2014
- ✦ Logged 13 receptions for 272 yards (20.9 avg.) and two touchdowns as a junior in 2013

- ✦ Posted a career-high 58 receptions for 842 yards (14.5 avg.) and four touchdowns, earning Third Team All-ACC recognition by Phil Steele as a sophomore in 2012
- ✦ Notched 14 receptions for 147 yards (10.5 avg.) and a touchdown as a true freshman in 2011

PERSONAL:

- ✦ Attended St. Thomas Aquinas High School in Fort Lauderdale, Fla., where he was a two-sport star in football and track
- ✦ As a senior, tallied 35 receptions for 806 yards and 12 touchdowns in an undefeated season, winning the Florida 5A state football championship as well as finishing first in the Powerade Fab 50 ESPN Rise national poll
- ✦ As a senior in track, placed second in the 100 meters (10.51 s) and third in the 200 meters (21.26 s) at the 2011 FHSAA District Meet

PHILLIP DORSETT'S NFL REGULAR SEASON RUSHING/RECEIVING STATISTICS

| DATE | TEAM | GP | GS | RECEIVING | | | | | RUSHING | | | | |
|---|----------|----|----|-----------|-------|------|-----|----|---------|------|------|----|----|
| | | | | NO. | YDS. | AVG. | LG | TD | NO. | YDS. | AVG. | LG | TD |
| 2015 | Colts | 11 | 0 | 18 | 225 | 12.5 | 35t | 1 | 3 | 17 | 5.7 | 11 | 0 |
| 2016 | Colts | 15 | 7 | 33 | 528 | 16.0 | 64t | 2 | 2 | 10 | 5.0 | 7 | 0 |
| 2017 | Patriots | 15 | 2 | 12 | 194 | 16.2 | 39 | 0 | 1 | 7 | 7.0 | 7 | 0 |
| Went from New England to Indianapolis . | | | | | | | | | | | | | |
| 2017 | Colts | 0 | 0 | 0 | 0 | 0.0 | 0 | 0 | 0 | 0 | 0.0 | 0 | 0 |
| 2017 | TOTAL | 15 | 2 | 12 | 194 | 16.2 | 39 | 0 | 1 | 7 | 7.0 | 7 | 0 |
| 2018 | Patriots | 16 | 2 | 32 | 290 | 9.1 | 20 | 3 | 4 | 29 | 7.3 | 17 | 0 |
| 2019 | Patriots | 14 | 4 | 29 | 397 | 13.7 | 58t | 5 | 3 | 21 | 7.0 | 9 | 0 |
| 2020 | Seahawks | 0 | 0 | 0 | 0 | 0.0 | 0 | 0 | 0 | 0 | 0.0 | 0 | 0 |
| 2021 | Jaguars | 1 | 0 | 0 | 0 | 0.0 | 0 | 0 | 0 | 0 | 0.0 | 0 | 0 |
| Went from Jacksonville to Seattle . | | | | | | | | | | | | | |
| 2021 | Seahawks | 2 | 0 | 1 | 3 | 3.0 | 3 | 0 | 0 | 0 | 0.0 | 0 | 0 |
| Went from Seattle to Houston . | | | | | | | | | | | | | |
| 2021 | Texans | 3 | 0 | 6 | 107 | 17.8 | 36 | 0 | 1 | 0 | 0.0 | 0 | 0 |
| 2021 | TOTAL | 6 | 0 | 7 | 110 | 15.7 | 36 | 0 | 1 | 0 | 0.0 | 0 | 0 |
| 2022 | Texans | 5 | 0 | 3 | 60 | 20.0 | 25t | 1 | 0 | 0 | 0.0 | 0 | 0 |
| NFL TOTALS | | 82 | 15 | 134 | 1,804 | 13.5 | 64T | 12 | 14 | 84 | 6.0 | 17 | 0 |

PHILLIP DORSETT'S NFL POSTSEASON RUSHING/RECEIVING STATISTICS

| DATE | TEAM | GP | GS | RECEIVING | | | | | RUSHING | | | | |
|------------|----------|----|----|-----------|------|------|-----|----|---------|------|------|----|----|
| | | | | NO. | YDS. | AVG. | LG | TD | NO. | YDS. | AVG. | LG | TD |
| 2017 | Patriots | 2 | 0 | 2 | 50 | 25.0 | 31 | 0 | 0 | 0 | 0.0 | 0 | 0 |
| 2018 | Patriots | 3 | 0 | 5 | 70 | 14.0 | 29t | 2 | 0 | 0 | 0.0 | 0 | 0 |
| 2019 | Patriots | 1 | 1 | 1 | 6 | 6.0 | 6 | 0 | 0 | 0 | 0.0 | 0 | 0 |
| 2020 | Seahawks | 0 | 0 | 0 | 0 | 0.0 | 0 | 0 | 0 | 0 | 0.0 | 0 | 0 |
| NFL TOTALS | | 6 | 1 | 8 | 126 | 15.8 | 31 | 2 | 0 | 0 | 0.0 | 0 | 0 |



SINGLE-GAME HIGHS: RUSHING/RECEIVING

| | | | |
|---------------------------|--|-------------------------------|---|
| Rush Attempts | 2 vs. New York Jets, Sep 22, 2019 ...2 more at 2. | Kickoff Returns | 1 vs. Jacksonville Jaguars, Oct 04, 2015 |
| Rushing Yards | 16 vs. New York Jets, Dec 30, 2018 | Kickoff Return Yards | 12 vs. Jacksonville Jaguars, Oct 04, 2015 |
| Longest Runs | 17 vs. Buffalo Bills, Dec 23, 2018 | Longest Kickoff Return | 12 vs. Jacksonville Jaguars, Oct 04, 2015 |
| Receptions | 7 vs. Houston Texans, Sep 09, 2018 | Fair Catches | 1 vs. Kansas City Chiefs, Oct 30, 2016 ...1 more at 1. |
| Receiving Yards | 95 vs. Pittsburgh Steelers, Sep 08, 2019 | Punt Return Yards | 1 at Buffalo Bills, Sep 13, 2015 |
| Receiving Average | 23.8 vs. Pittsburgh Steelers, Sep 08, 2019 | Longest Punt Return | 1 at Buffalo Bills, Sep 13, 2015 |
| Longest Receptions | 64t at Jacksonville Jaguars, Oct 02, 2016 | Punt Returns | 2 at Buffalo Bills, Sep 13, 2015 |
| Receiving TDs | 2 vs. Pittsburgh Steelers, Sep 08, 2019 | Most TDs | 2 vs. Pittsburgh Steelers, Sep 08, 2019 |
| All-Purpose Yards | 95 vs. Pittsburgh Steelers, Sep 08, 2019 | Miscellaneous Tackles | 1 vs. Miami Dolphins, Sep 30, 2018 ...3 more at 1. |

SINGLE-GAME HIGHS - POSTSEASON: RECEIVING

| | | | |
|---------------------------|---|--------------------------|--|
| Receptions | 4 vs. Los Angeles Chargers, Jan 13, 2019 | Receiving TDs | 1 at Kansas City Chiefs, Jan 20, 2019 ...1 more at 1. |
| Receiving Yards | 41 vs. Los Angeles Chargers, Jan 13, 2019 | All-Purpose Yards | 41 vs. Los Angeles Chargers, Jan 13, 2019 |
| Receiving Average | 10.3 vs. Los Angeles Chargers, Jan 13, 2019 | Most TDs | 1 at Kansas City Chiefs, Jan 20, 2019 ...1 more at 1. |
| Longest Receptions | 31 vs. Jacksonville Jaguars, Jan 21, 2018 | | |

2022 GAME-BY-GAME REGULAR-SEASON STATISTICS (TEXANS)

| W | DATE | OPPONENT | P/S | RECEIVING | | | | | RUSHING | | | | | W/L/T | SCORE |
|--------------------|-------|------------|------------|-----------|-----------|-------------|------------|----------|----------|----------|------------|----------|----------|--------------|-------|
| | | | | NO. | YDS. | AVG. | LG | TD | NO. | YDS. | AVG. | LG | TD | | |
| 01 | 09/11 | Colts | P | 0 | 0 | 0.0 | 0 | 0 | 0 | 0 | 0.0 | 0 | 0 | T | 20-20 |
| 02 | 09/18 | at Broncos | | | | | | | INACTIVE | | | | | L | 9-16 |
| 03 | 09/25 | at Bears | P | 1 | 15 | 15.0 | 15 | 0 | 0 | 0 | 0.0 | 0 | 0 | L | 20-23 |
| 04 | 10/02 | Chargers | P | 0 | 0 | 0.0 | 0 | 0 | 0 | 0 | 0.0 | 0 | 0 | L | 24-34 |
| 05 | 10/09 | at Jaguars | P | 0 | 0 | 0.0 | 0 | 0 | 0 | 0 | 0.0 | 0 | 0 | W | 13-6 |
| 07 | 10/23 | at Raiders | P | 2 | 45 | 22.5 | 25t | 1 | 0 | 0 | 0.0 | 0 | 0 | L | 20-38 |
| 2022 TOTALS | | | 5-0 | 3 | 60 | 20.0 | 25T | 1 | 0 | 0 | 0.0 | 0 | 0 | 1-4-1 | |



KA'IMI FAIRBAIRN

7 KICKER

Ht: 6-0

DOB: 1/29/1994

Texans Season: 7

Acquired: CFA-'16

Wt: 183

College: UCLA

NFL Season: 7

TRANSACTIONS: Signed by the Houston Texans as a college free agent on May 6, 2016...Signed a contract extension with the Texans on March 10, 2020...Placed on the Texans Reserve/Injured List on Sept. 8, 2021...Activated from the Texans Reserve/Injured List on Oct. 2, 2021...Placed on the Reserve/COVID-19 List on Dec. 22, 2021...Activated from the Reserve/COVID-19 List on Dec. 29, 2021.

CAREER:

- Has totaled the second-most points in franchise history (564) behind K Kris Brown
- Owens the most 50-plus yard field goals made in Texans history (21)
- Set franchise records and led the NFL in points scored (150) and field goals made (37) in 2018

2022 (Houston 5/0):

- Has connected on 12-of-14 field goal attempts (85.7 percent) and 10-of-10 extra point attempts (100.0 percent) for 46 points so far this season

2021 (Houston 13/0):

- Played in 13 games after returning from the Reserve/Injured List and connected on 15-of-19 field goal attempts (78.9 percent) on the season, including a franchise-record 61-yard kick, and converted 13-of-16 extra point attempts (81.3 percent), totaling 58 points on the season
- Made his season debut at Buffalo (10/3) after spending the first three weeks on the Reserved/Injured List
- Connected on his first field goal attempt of the season, a 33-yarder, vs. New England (10/10)
- Set the franchise record for career 50-yards-plus field goals made, connecting on the 15th of his career, a 53-yarder, at Arizona (10/24)
- Scored nine points and connected on three-of-three field goal attempts at Miami (11/7)
- Scored 10 points and connected on three-of-three field goal attempts (long of 43 yards) and one-of-two extra point attempts at Tennessee (11/21)
- Connected on two-of-two field goal attempts and made one extra point attempt vs. Seattle (12/12). Converted a 61-yard field goal in the second quarter, establishing a new career long, franchise record and NRG Stadium record for longest made field goal. Reached 500 career

points, joining K Kris Brown as the only players to score 500-plus points as a Texan

- Scored a season-high 12 points on three made field goals and three made extra point attempts at Jacksonville (12/19). Converted a season-high two field goals from 50 yards-plus

2020 (Houston 16/0):

- Notched the second-most points (118), field goals made (27) and second-best field goal percentage (87.1) in a single season in his career
- Converted two extra points at Kansas City (9/10)
- Scored 10 points on three made field goals and one made extra point to post his 14th career game with at least 10 points scored
- Totaled 11 points on three made field goals and two made extra point attempts, including a season-long 50-yard field goal vs. Minnesota (10/4)
- Scored a season-best 12 points on three made field goals and three made extra point attempts vs. Jacksonville (10/11)
- Scored eight points on two made field goals and two made extra point attempts vs. Green Bay (10/25), passing Andre Johnson (388) for third-most points scored in franchise history
- Scored nine points and eclipsed 400 points scored in his career, becoming the third Texan to do so (Kris Brown and Arian Foster) at Jacksonville (11/8)
- Notched the second punt of his NFL career at Cleveland (11/15) on a 26-yarder that pinned the Browns at the four-yard line
- Scored nine points on two made field goals and three made extra point attempts vs. New England (11/22) and passed Arian Foster (410) for the second-most points scored in franchise history
- Totaled nine points on two made field goals and three made extra point attempts at Detroit (11/26)
- Scored eight points on two made field goals and two made extra point attempts vs. Indianapolis (12/6) and joined Kris Brown as the only kickers in franchise history with 20 made field goals in four straight seasons
- Totaled eight points on two made field goals and two made extra point attempts at Indianapolis (12/20) and became the first player in Texans history with at least 90 points in four consecutive seasons



- ✦ Scored a season-high 14 points on four made field goals and two made extra point attempts vs. Tennessee (1/3/21)

2019 (Houston 16/0, 2/0):

- ✦ Scored 100 points on the season, connecting on 20-of-25 field goal attempts (80.0 percent) and 40-of-45 extra point attempts (88.9 percent)
- ✦ Went 2-for-2 on field goal attempts and added an extra point in the win vs. Jacksonville (9/15). Extended his streak to 17 field goals made without a miss, dating back to Week 12 of the 2018 season, which marked the second-longest streak in team history (Neil Rackers: 18, 2010-11)
- ✦ Scored four points on one made field goal and one made extra point attempt vs. Carolina (9/29). Passed Neil Rackers (259) for fifth on the franchise's all-time scoring list with 260 and also passed Neil Rackers (59) for the third-most field goals made in franchise history with his 60th
- ✦ Scored 11 points on two made field goals and five made extra point attempts vs. Atlanta (10/6). Passed Randy Bullock (61) for the second-most career field goals made in franchise history
- ✦ Connected on 3-of-3 field goal attempts and added two made extra points, scoring 11 points at Indianapolis (10/20). Notched his 10th career game with three-or-more made field goals
- ✦ Scored nine points on two made field goals (33, 40) and three made extra point attempts vs. Oakland (10/27)
- ✦ Scored six points on one made field goal and three made extra point attempts vs. Denver (12/8), including a season-long 54-yard field goal
- ✦ Connected on a 29-yard field goal attempt in the fourth quarter to extend Houston's lead to 24-14 and added three made extra point attempts at Tennessee (12/15)
- ✦ Went 3-for-3 on field goal attempts and added two extra points at Tampa Bay (12/21). Logged his first career punt for 26 yards and landed it on the Buccaneers' 10-yard line
- ✦ Scored six points on two made field goal attempts in the Wild Card Round vs. Buffalo (1/4/20), including a 28-yard game-winning field goal in overtime, notching the first game-winning field goal in the postseason in Texans history

2018 (Houston 16/0, 1/0):

- ✦ Set franchise records and led the NFL in points scored (150) and field goals made (37) in 2018
- ✦ Connected on his final 15 field goal attempts of the season
- ✦ Connected on both field goal attempts, two extra points and recorded touchbacks on four of his five kickoffs at New England (9/9)
- ✦ Made all three field goal attempts, including a season-long 54-yarder, and one extra point vs. the N.Y. Giants (9/23)
- ✦ Connected on 3-of-4 field goals including a 29-yarder to tie the game in overtime and his first career game-winning field goal, a 37-yarder, at Indianapolis (9/30)
- ✦ Scored 13 total points on four made field goals and one made extra point attempt vs. Dallas (10/7). Made a game-winning 36-yard field goal in overtime, becoming the first kicker to hit game-winning field goals in overtime in consecutive games since Eagles K David Akers in Weeks 10-11 of the 2000 season
- ✦ Scored eight total points on two made field goals and two

made extra points at Jacksonville (10/21)

- ✦ Scored 11 total points on three made field goals and two made extra point attempts at Washington (11/18)
- ✦ Made two field goals and three extra points vs. Tennessee (11/26). Set the franchise record for the most points scored through 12 weeks of a season
- ✦ Scored 17 total points on five made field goals and two made extra point attempts vs. Cleveland (12/2). Set new single-game career highs with five made field goals and 17 points scored and broke the franchise record for the most points scored through 13 weeks of a season with 116
- ✦ Connected on all five field goal attempts and two extra point attempts at the N.Y. Jets (12/15). Tied his season high for points scored (17) and field goals made (five)
- ✦ Scored six total points on one made field goal and three made extra point attempts at Philadelphia (12/23). Passed Shayne Graham (138 in 2012) for the most points scored in a single season in franchise history
- ✦ Scored eight total points on two made field goals and two made extra point attempts and passed Nick Novak (35 in 2016) for the most field goals made in a single season in Texans history (37) vs. Jacksonville (12/30)
- ✦ Connected on one extra point attempt in his postseason debut in the Wild Card Round vs. Indianapolis (1/5/19)

2017 (Houston 16/0):

- ✦ Made 11 straight field goal attempts to start the 2017 season, the most consecutive field goals made to start a Texans career in franchise history
- ✦ Recorded 49 touchbacks, which set a single-season franchise record and tied for the seventh-most touchbacks in the NFL in 2017
- ✦ Produced 92 points, which is the most by a first-year player in Texans history and the third-most by a rookie in 2017
- ✦ Added one extra point while recording touchbacks on both his kicks in his NFL debut vs. Jacksonville (9/10)
- ✦ Attempted and made his first two career field goals while accounting for over half of the team's points at Cincinnati (9/14)
- ✦ Converted all four field goals and three extra point attempts to produce 15 points at New England (9/24)
- ✦ Tallied three field goal conversions and six extra points to produce 15 total points of offense for the second consecutive week vs. Tennessee (10/1)
- ✦ Extended his franchise record by converting his 11th straight kick to start his Texans career at Seattle (10/29)
- ✦ Scored 10 total points on three made field goal attempts and one extra point conversion at Baltimore (11/27)
- ✦ Connected on a 55-yard field goal and added an extra point vs. San Francisco (12/10)
- ✦ Launched a 52-yard field goal, converted on another kick and added on successfully extra point try at Indianapolis (12/31)

2016 (Houston 0/0, 0/0):

- ✦ Placed on the Reserve/Injured List on Aug. 30

COLLEGE:

- ✦ Played four seasons (2012-15) at the University of California, Los Angeles
- ✦ Lou Groza Award winner in 2015
- ✦ Became the all-time leading scorer for the Pac-12 Conference and UCLA during the 2015 season
- ✦ A consensus first-team All-America selection (AP, FWAA,



- AFCA, Walter Camp, SI.com) following his senior season
- Finished his career by connecting on 41 straight field goal attempts from 35 yards
- Tied a UCLA record by connecting on a 60-yard field goal in 2015
- Handled all of the Bruins' placekicking duties in his four seasons with the program
- Added kickoff duty during his last three seasons at UCLA
- First Bruin to score more than 100 points in four straight seasons

PERSONAL:

- Full name is John Christian Ka'iminoeauloameka'ikeokekumupa'a Fairbairn
- Attended Punahou School in Honolulu
- Name is pronounced Ka'imi (Kuh-EE-me) Fairbairn (Fair-Bairn)
- Two-star recruit according to Rivals.com and Scout.com
- As a senior, put 95 percent of his kickoffs into the end

- zone, and hit 13-of-18 field goal tries, including one from 55 yards
- Named first-team All-State as a senior and junior and to the All-ILH Division Team
- Earned second-team all-state honors as a sophomore
- Three-year winner of the Special Team MVP Award
- Also played soccer (central defender) for coach Dave Trifonovitch
- Named first-team all-state as a senior and junior for the two-time state champs
- ILH Defensive Player of the Year his last two seasons.
- Born in Kailua, Hawaii
- Parents are John and Rochelle Fairbairn
- Has one younger brother, Kona, and one younger sister, Kiara
- Earned a spot on the UCLA Athletic Director's Honor Roll in Fall 2012, Spring 2015
- Hobbies include playing golf

KA'IMI FAIRBAIRN'S NFL REGULAR SEASON KICKING STATISTICS

| DATE | TEAM | GP | FGM | FGA | PCT. | LG | XP | XPA | PCT. | BLK | PTS |
|------------|--------|----|-----|-----|------|----|-----|-----|-------|-----|-----|
| 2016 | Texans | 0 | 0 | 0 | 0.0 | 0 | 0 | 0 | 0.0 | 0 | 0 |
| 2017 | Texans | 16 | 20 | 25 | 80.0 | 55 | 32 | 35 | 91.4 | 0 | 92 |
| 2018 | Texans | 16 | 37 | 42 | 88.1 | 54 | 39 | 41 | 95.1 | 0 | 150 |
| 2019 | Texans | 16 | 20 | 25 | 80.0 | 54 | 40 | 45 | 88.9 | 0 | 100 |
| 2020 | Texans | 16 | 27 | 31 | 87.1 | 54 | 37 | 40 | 92.5 | 0 | 118 |
| 2021 | Texans | 13 | 15 | 19 | 78.9 | 61 | 13 | 16 | 81.3 | 0 | 58 |
| 2022 | Texans | 6 | 12 | 14 | 85.7 | 55 | 10 | 10 | 100.0 | 0 | 46 |
| NFL TOTALS | | 83 | 131 | 156 | 84.0 | 61 | 171 | 187 | 91.4 | 0 | 564 |

KA'IMI FAIRBAIRN'S NFL POSTSEASON KICKING STATISTICS

| DATE | TEAM | GP | FGM | FGA | PCT. | LG | XP | XPA | PCT. | BLK | PTS |
|------------|--------|----|-----|-----|------|----|----|-----|-------|-----|-----|
| 2018 | Texans | 1 | 0 | 0 | 0.0 | 0 | 1 | 1 | 100.0 | 0 | 1 |
| 2019 | Texans | 2 | 3 | 4 | 75.0 | 41 | 4 | 4 | 100.0 | 0 | 13 |
| NFL TOTALS | | 3 | 3 | 4 | 75.0 | 41 | 5 | 5 | 100.0 | 0 | 14 |

KA'IMI FAIRBAIRN'S NFL REGULAR SEASON FIELD-GOAL ACCURACY STATISTICS

| DATE | TEAM | 1-19 | PCT. | 20-29 | PCT. | 30-39 | PCT. | 40-49 | PCT. | 50+ | PCT. |
|------------|--------|------|-------|-------|-------|-------|-------|-------|------|-------|-------|
| 2016 | Texans | 0-0 | 0.0 | 0-0 | 0.0 | 0-0 | 0.0 | 0-0 | 0.0 | 0-0 | 0.0 |
| 2017 | Texans | 0-0 | 0.0 | 3-4 | 75.0 | 8-10 | 80.0 | 6-7 | 85.7 | 3-4 | 75.0 |
| 2018 | Texans | 1-1 | 100.0 | 9-9 | 100.0 | 11-11 | 100.0 | 12-15 | 80.0 | 4-6 | 66.7 |
| 2019 | Texans | 0-0 | 0.0 | 5-5 | 100.0 | 8-8 | 100.0 | 4-6 | 66.7 | 3-6 | 50.0 |
| 2020 | Texans | 0-0 | 0.0 | 8-8 | 100.0 | 9-9 | 100.0 | 6-8 | 75.0 | 4-6 | 66.7 |
| 2021 | Texans | 0-0 | 0.0 | 4-4 | 100.0 | 5-5 | 100.0 | 2-4 | 50.0 | 4-6 | 66.7 |
| 2022 | Texans | 0-0 | 0.0 | 2-2 | 100.0 | 2-3 | 66.7 | 5-6 | 83.3 | 3-3 | 100.0 |
| NFL TOTALS | | 1-1 | 100.0 | 31-32 | 96.9 | 43-46 | 93.5 | 35-46 | 76.1 | 21-31 | 67.7 |



KA'IMI FAIRBAIRN'S NFL POSTSEASON FIELD-GOAL ACCURACY STATISTICS

| DATE | TEAM | 1-19 | PCT. | 20-29 | PCT. | 30-39 | PCT. | 40-49 | PCT. | 50+ | PCT. |
|------------|--------|------|------|-------|-------|-------|-------|-------|-------|-----|------|
| 2018 | Texans | 0-0 | 0.0 | 0-0 | 0.0 | 0-0 | 0.0 | 0-0 | 0.0 | 0-0 | 0.0 |
| 2019 | Texans | 0-0 | 0.0 | 1-1 | 100.0 | 1-1 | 100.0 | 1-1 | 100.0 | 0-1 | 0.0 |
| NFL TOTALS | | 0-0 | 0.0 | 1-1 | 100.0 | 1-1 | 100.0 | 1-1 | 100.0 | 0-1 | 0.0 |

SINGLE-GAME HIGHS: KICKER

| | | | |
|--------------------------------------|--|---------------------------------------|---|
| Field Goals Made | 5 at New York Jets, Dec 15, 2018 ...1 more at 5. | Points | 17 at New York Jets, Dec 15, 2018 ...1 more at 17. |
| Field Goal Attempts | 5 at New York Jets, Dec 15, 2018 ...3 more at 5. | Special Teams Tackles | 1 vs. Denver Broncos, Dec 08, 2019 ...2 more at 1. |
| Longest Field Goals Made | 61 vs. Seattle Seahawks, Dec 12, 2021 | Kickoff Average | 66.8 vs. Indianapolis Colts, Dec 06, 2020 |
| Longest Field Goals Attempted | 61 vs. Seattle Seahawks, Dec 12, 2021 | Extra Point Attempt Percentage | 100.0 vs. Miami Dolphins, Oct 25, 2018 ...1 more at 100.0. |
| PATs Made | 6 vs. Miami Dolphins, Oct 25, 2018 ...1 more at 6. | Field Goal Percentage | 100.0 vs. Tennessee Titans, Jan 03, 2021 ...3 more at 100.0. |
| PAT Attempts | 7 vs. Atlanta Falcons, Oct 06, 2019 ...1 more at 7. | | |

SINGLE-GAME HIGHS - POSTSEASON: KICKER

| | | | |
|--------------------------------------|--|------------------------|--|
| Field Goals Made | 2 vs. Buffalo Bills, Jan 04, 2020 | PATs Made | 4 at Kansas City Chiefs, Jan 12, 2020 |
| Field Goal Attempts | 2 at Kansas City Chiefs, Jan 12, 2020 ...1 more at 2. | PAT Attempts | 4 at Kansas City Chiefs, Jan 12, 2020 |
| Longest Field Goals Made | 41 vs. Buffalo Bills, Jan 04, 2020 | Points | 7 at Kansas City Chiefs, Jan 12, 2020 |
| Longest Field Goals Attempted | 51 at Kansas City Chiefs, Jan 12, 2020 | Kickoff Average | 62.7 at Kansas City Chiefs, Jan 12, 2020 |

2022 GAME-BY-GAME REGULAR-SEASON STATISTICS (TEXANS)

| W | DATE | OPPONENT | | FIELD GOALS | | | | EXTRA POINTS | | | | W/L/T | SCORE |
|-------------|-------|------------|---|-------------|-----|-------|------|--------------|-----|-------|-------|-------|----------|
| | | | | FGM | FGA | PCT | LG | XP | XPA | PCT | BLK | PTS | |
| 01 | 09/11 | Colts | P | 2 | 2 | 100.0 | 45 | 2 | 2 | 100.0 | 0 | 8 | T 20-20 |
| 02 | 09/18 | at Broncos | P | 3 | 3 | 100.0 | 44 | 0 | 0 | 0.0 | 0 | 9 | L 9-16 |
| 03 | 09/25 | at Bears | P | 2 | 2 | 100.0 | 39 | 2 | 2 | 100.0 | 0 | 8 | L 20-23 |
| 04 | 10/02 | Chargers | P | 1 | 2 | 50.0 | 40 | 3 | 3 | 100.0 | 0 | 6 | L 24-34 |
| 05 | 10/09 | at Jaguars | P | 2 | 2 | 100.0 | 51 | 1 | 1 | 100.0 | 0 | 7 | W 13-6 |
| 07 | 10/23 | at Raiders | P | 2 | 3 | 66.7 | 55 | 2 | 2 | 100.0 | 0 | 8 | L 20-38 |
| 2022 TOTALS | | | | 6 | 12 | 14 | 85.7 | 55 | 10 | 10 | 100.0 | 0 | 46 1-4-1 |



KENYON
GREEN

59
OFFENSIVE LINEMAN

Ht: 6-4 Wt: 323
DOB: 3/15/2001 College: Texas A&M
Texans Season: R NFL Season: R
Acquired: DTB-'22

TRANSACTIONS: Selected by the Houston Texans in the first round (15th overall) of the 2022 NFL Draft.

2022 (Houston 6/5)

- Made his NFL debut against vs. Indianapolis (9/11)
- Earned his first career start at left guard at Denver (9/18)
- Blocked for RB Dameon Pierce's 99-yard effort at Jacksonville (10/9), the team's first win of the 2022 season
- Helped RB Dameon Pierce to his fourth consecutive 100-plus scrimmage yard effort at Las Vegas (10/23)

COLLEGE:

- Played three seasons (2019-21) at Texas A&M in College Station, Texas, where he started 35 games along the offensive line

2021 (Texas A&M):

- Started all 12 games at four different positions on the offensive line, earning first-team All-America honors from the Associated Press and Sporting News and second-team All-America honors from Walter Camp and the FWAA
- Selected as Texas A&M's Offensive MVP and earned the team's Leadership Award at the annual team banquet
- Named SEC Offensive Lineman of the Week after Texas A&M compiled 595 yards of total offense in a season-opening win vs. Kent State (9/4)
- Helped the Aggies rush for 283 yards in a win at Missouri (10/16), earning SEC Offensive Lineman of the Week honors again
- Selected as SEC Offensive Lineman of the Week (his third time this season) for his performance in a win vs. South Carolina (10/23)

2020 (Texas A&M):

- Started all 10 games at left guard, earning first-team All-America selections from the FWAA and Sporting News and second-team All-America honors from NFCA, the

Associated Press and Walter Camp

- Earned second-team All-SEC honors and was named a semifinalist for the Outland Trophy
- Was a part of an offensive line unit that was named a finalist for the Joe Moore Award after leading the SEC in sacks allowed (0.7), tackles for loss allowed (3.8) and yards per carry (5.45)
- Helped the Aggies total 450 yards of total offense at Alabama (10/3)
- Blocked for the Aggies as they racked up 543 yards of offense in the win vs. Florida (10/10), including 205 yards rushing
- Helped Texas A&M tally 457 yards of total offense in the 41-27 Orange Bowl victory vs. North Carolina (1/2/21)

2019 (Texas A&M):

- Started all 13 games and was named to the SEC All-Freshman Team, voted on by the league's head coaches
- Earned the Offensive Top Newcomer Award at the annual team banquet
- Earned the start at right guard in his collegiate debut vs. Texas State (8/29), helping clear the way for a pair of 100-yard rushers
- Blocked for the Aggies as they totaled over 200 rushing yards, four rushing touchdowns and 441 yards of total offense vs. Mississippi State (10/26)

PERSONAL:

- Attended Atascocita High School in Humble, Texas, where he helped the team average over 460 yards of offense per game as a senior
- Named to Dave Campbell's Texas Football Tops in Texas First Team and was named the Houston area UIL Offensive Player of the Year by the Houston Touchdown Club
- Was an Under Armour and Army All-American

KENYON GREEN'S NFL REGULAR SEASON STATISTICS

| DATE | TEAM | GP | GS |
|------------|--------|----|----|
| 2022 | Texans | 6 | 5 |
| NFL TOTALS | | 6 | 5 |



2022 GAME-BY-GAME REGULAR-SEASON STATISTICS (TEXANS)

| W | DATE | OPPONENT | P/S | | W/L/ T | SCORE |
|-------------|-------|------------|-----|--|-----------|-------|
| 01 | 09/11 | Colts | P | | T | 20-20 |
| 02 | 09/18 | at Broncos | S | | L | 9-16 |
| 03 | 09/25 | at Bears | S | | L | 20-23 |
| 04 | 10/02 | Chargers | S | | L | 24-34 |
| 05 | 10/09 | at Jaguars | S | | W | 13-6 |
| 07 | 10/23 | at Raiders | S | | L | 20-38 |
| 2022 TOTALS | | | 6-5 | | 1-4-1 | |



RASHEEM
GREEN

92
DEFENSIVE LINEMAN

Ht: 6-4

DOB: 5/15/1997

Texans Season: 1

Acquired: UFA-'22 (SEA)

Wt: 279

College: USC

NFL Season: 5

TRANSACTIONS: Selected by the Seattle Seahawks in the third round (79th overall) of the 2018 NFL Draft...Placed on the Reserve/Injured List on Sept. 25, 2020...Activated from the Reserve/Injured List on Nov. 7, 2020...Signed with the Houston Texans as an unrestricted free agent on May 2, 2022.

2022 (Houston 5/2):

- ✦ Has 20 tackles (15 solo), 3.5 sacks, four tackles for loss, six quarterback hits and one pass defended so far this season
- ✦ Made his Texans debut and recorded the 15th sack of his career, also notching five tackles (three solo), one tackle for loss and two quarterback hits at Denver (9/18)
- ✦ Sacked QB Derek Carr for a loss of five yards while also notching two tackles for loss and a quarterback hit at Las Vegas (10/23) in his second start with the Texans

2021 (Seattle 17/16):

- ✦ Posted career highs in games started (16), tackles (48 total, 27 solo), sacks (6.5), passes defended (four), quarterback hits (15) and tackles for loss (six)
- ✦ Tied a career high with six tackles (five solo) vs. the L.A. Rams (10/7)
- ✦ Notched two tackles (one solo), one sack, two quarterback hits and one tackle for loss at Green Bay (11/14)
- ✦ Blocked K Joey Slye's extra point attempt before halftime and returned it for two points at Washington (11/29)
- ✦ Logged five tackles (two solo), one sack, one quarterback hit and one tackle for loss at the L.A. Rams (12/21)
- ✦ Tallied a career-high 2.0 sacks and four passes defended in addition to two tackles (both solo) and two tackles for loss vs. Chicago (12/26)

2020 (Seattle 10/0, 1/0):

- ✦ Finished with 10 tackles (seven solo), 2.0 sacks, six quarterback hits, two tackles for loss and one fumble recovery in 10 games played
- ✦ Opened the season with two tackles (one solo) at Atlanta (9/13)
- ✦ Notched his first sack, quarterback hit and tackle for loss of the season at Philadelphia (11/30)
- ✦ Tallied a season-high three tackles (two solo) and posted one sack, two quarterback hits, one tackle for loss and one fumble recovery at San Francisco (1/3/21)
- ✦ Notched one tackle in the Wild Card Round vs. the L.A. Rams (1/9/21)

2019 (Seattle 16/8, 2/0):

- ✦ Amassed 27 tackles (15 solo), 4.0 sacks, five quarterback hits, three tackles for loss, three forced fumbles, one fumble recovery, two passes defended and two blocked field goals
- ✦ Made his first career start in the season opener vs. Cincinnati (9/8) and posted two tackles (one solo), one sack and one forced fumble
- ✦ Notched one solo tackle, one sack, one quarterback hit and one tackle for loss at Arizona (9/29)
- ✦ Posted his only fumble recovery of the season and one quarterback hit as a starter vs. Tampa Bay (11/3)
- ✦ Recorded a season-high two quarterback hits in addition to three solo tackles, one sack, one tackle for loss and one forced fumble at Philadelphia (11/24)
- ✦ Blocked a 37-yard field goal attempt by K Greg Zuerlein and finished with one tackle at the L.A. Rams (12/8)
- ✦ Tallied his fourth sack of the season as well as two solo tackles, one quarterback hit and one tackle for loss at Carolina (12/15)
- ✦ Made a season-high six tackles (one solo) and also notched one pass defended vs. Arizona (12/22)
- ✦ Played in his first career postseason game in the Wild Card Round at Philadelphia (1/5/20) and tallied two solo tackles, one sack, one quarterback hit and one tackle for loss
- ✦ Made his first Divisional Round appearance at Green Bay (1/12/20), earning snaps on defense and special teams

2018 (Seattle 10/0, 0/0):

- ✦ Finished his rookie season with nine tackles (seven solo), one sack, one quarterback hit and one tackle for loss
- ✦ Played in his first career NFL game at Denver (9/9) and made one solo tackle
- ✦ Tallied two solo tackles at Chicago (9/17)
- ✦ Matched his season high with two tackles (one solo) and posted his first career sack, quarterback hit and tackle for loss vs. Green Bay (11/15)

COLLEGE:

- ✦ Played three seasons (2015-17) at the University of Southern California in Los Angeles, where he appeared in 41 career games (26 starts) and finished with 117 tackles, 20 tackles for loss, 16.5 sacks, eight passes defended, two blocked field goals, a fumble recovery, fumble return for a touchdown and three forced fumbles



- ✦ Played 11 games as a junior (2017) and notched 41 tackles (18 solo), 12.5 tackles for loss, 10.0 sacks, four passes defended and one forced fumble. Earned first-team All-Pac-12 honors as a defensive lineman
- ✦ Appeared in all 13 games as a sophomore (2016) and finished with 55 tackles, 6.5 tackles for loss, four passes defended, two blocked field goals and two forced fumbles, earning a 2016 Campus Insiders Sophomore All-American honorable mention and All-Pac-12 honorable mention recognition
- ✦ Played defensive tackle and defensive end as a freshman (2015), appearing in all 15 games and posting 19 tackles, one tackle for loss, half a sack and one fumble recovery for a touchdown

PERSONAL:

Attended Serra High School in Gardena, Calif., where he

- ✦ made 2014 USA Today All-USA first team, Prep Star All-American Dream Team, Cal-Hi Sports All-State first team, Max Preps All-State Division I first team, Orange County Register Feb 15 first team, Tacoma News Tribune Western 100, All-CIF Pac 5 Division, Los Angeles Times All-Area first team, South Bay Daily Breeze All-South Bay first team and All-Mission League Co-Defensive MVP
- ✦ Registered 46 tackles, 23 tackles for loss, 8.0 sacks, a forced fumble and a pass breakup as a senior in 2014
- ✦ As a junior in 2013, he made Max Preps Junior All-American first team, Student Sports Junior All-American second team, Cal-Hi Sports All-State Junior first team, All-CIF Western Division, South Bay Daily Breeze All-South Bay first team and All-Mission League Lineman MVP as he had 57 tackles, 26 tackles for loss, 14.0 sacks, plus a pass breakup and a forced fumble

RASHEEM GREEN'S NFL REGULAR SEASON DEFENSIVE STATISTICS

| DATE | TEAM | GP | GS | TACKLES | | | | | | | | INTERCEPTIONS | | | | | | FUMBLES | | | | ST | | | | MISC | |
|------------|----------|----|----|---------|----|----|-----|-----|------|-------|-----|---------------|-----|----|----|----|----|---------|----|-----|----|----|---|----|----|------|---|
| | | | | TK | S | A | TFL | YDS | SK | YDS | QBH | NO | YDS | LG | TD | PD | FF | FR | TD | YDS | TK | S | A | FF | FR | S | A |
| 2018 | Seahawks | 10 | 0 | 9 | 7 | 2 | 1 | 6 | 1.0 | 6.0 | 1 | 0 | 0 | 0 | 0 | 0 | 0 | 0 | 0 | 0 | 0 | 0 | 0 | 0 | 0 | 0 | 0 |
| 2019 | Seahawks | 16 | 8 | 27 | 15 | 12 | 3 | 17 | 4.0 | 19.0 | 5 | 0 | 0 | 0 | 0 | 2 | 3 | 1 | 0 | 36 | 0 | 0 | 0 | 0 | 0 | 0 | 0 |
| 2020 | Seahawks | 10 | 0 | 10 | 7 | 3 | 2 | 20 | 2.0 | 20.0 | 6 | 0 | 0 | 0 | 0 | 0 | 0 | 1 | 0 | 0 | 0 | 0 | 0 | 0 | 0 | 0 | 0 |
| 2021 | Seahawks | 17 | 16 | 48 | 27 | 21 | 6 | 39 | 6.5 | 46.5 | 15 | 0 | 0 | 0 | 0 | 4 | 0 | 0 | 0 | 0 | 0 | 0 | 0 | 0 | 0 | 0 | 0 |
| 2022 | Texans | 5 | 2 | 20 | 15 | 5 | 4 | 16 | 3.5 | 15.0 | 6 | 0 | 0 | 0 | 0 | 1 | 0 | 0 | 0 | 0 | 0 | 0 | 0 | 0 | 0 | 0 | 0 |
| NFL TOTALS | | 58 | 26 | 114 | 71 | 43 | 16 | 98 | 17.0 | 106.5 | 33 | 0 | 0 | 0 | 0 | 7 | 3 | 2 | 0 | 36 | 0 | 0 | 0 | 0 | 0 | 0 | 0 |

RASHEEM GREEN'S NFL POSTSEASON DEFENSIVE STATISTICS

| DATE | TEAM | GP | GS | TACKLES | | | | | | | | INTERCEPTIONS | | | | | | FUMBLES | | | | ST | | | | MISC | |
|------------|----------|----|----|---------|---|---|-----|-----|-----|-----|-----|---------------|-----|----|----|----|----|---------|----|-----|----|----|---|----|----|------|---|
| | | | | TK | S | A | TFL | YDS | SK | YDS | QBH | NO | YDS | LG | TD | PD | FF | FR | TD | YDS | TK | S | A | FF | FR | S | A |
| 2018 | Seahawks | 0 | 0 | 0 | 0 | 0 | 0 | 0 | 0.0 | 0.0 | 0 | 0 | 0 | 0 | 0 | 0 | 0 | 0 | 0 | 0 | 0 | 0 | 0 | 0 | 0 | 0 | 0 |
| 2019 | Seahawks | 2 | 0 | 2 | 2 | 0 | 1 | 4 | 1.0 | 4.0 | 1 | 0 | 0 | 0 | 0 | 0 | 0 | 0 | 0 | 0 | 0 | 0 | 0 | 0 | 0 | 0 | 0 |
| 2020 | Seahawks | 1 | 0 | 1 | 0 | 1 | 0 | 0 | 0.0 | 0.0 | 0 | 0 | 0 | 0 | 0 | 0 | 0 | 0 | 0 | 0 | 0 | 0 | 0 | 0 | 0 | 0 | 0 |
| NFL TOTALS | | 3 | 0 | 3 | 2 | 1 | 1 | 4 | 1.0 | 4.0 | 1 | 0 | 0 | 0 | 0 | 0 | 0 | 0 | 0 | 0 | 0 | 0 | 0 | 0 | 0 | 0 | 0 |

SINGLE-GAME HIGHS: DEFENSIVE

Total Tackles 7 at Chicago Bears, Sep 25, 2022
Solo Tackles 5 at Chicago Bears, Sep 25, 2022
 ...1 more at 5.
Sacks 2.0 vs. Chicago Bears, Dec 26, 2021
Passes Defended 2 at Indianapolis Colts, Sep 12, 2021

Forced Fumbles 1 vs. Minnesota Vikings, Dec 02, 2019
 ...2 more at 1.
Fumble Recoveries 1 at San Francisco 49ers, Jan 03, 2021
 ...1 more at 1.
Tackles For Loss 2 at Las Vegas Raiders, Oct 23, 2022
 ...1 more at 2.
Longest Opponent's Fumble Return 36 vs. Tampa Bay Buccaneers, Nov 03, 2019

SINGLE-GAME HIGHS - POSTSEASON: DEFENSIVE

Total Tackles 2 at Philadelphia Eagles, Jan 05, 2020
Solo Tackles 2 at Philadelphia Eagles, Jan 05, 2020

Sacks 1.0 at Philadelphia Eagles, Jan 05, 2020
Tackles For Loss 1 at Philadelphia Eagles, Jan 05, 2020



2022 GAME-BY-GAME REGULAR-SEASON STATISTICS (TEXANS)

| | | | TACKLES | | | | | | | | INTERCEPTIONS | | | | | FUMBLES | | | | ST | | | | MISC | | | | | |
|-------------|-------|------------|---------|----------|----|---|-----|------|-----|-----|---------------|----|-----|----|----|---------|----|----|----|-----|----|---|---|------|----|---|---|-------|-------|
| W | DATE | OPPONENT | P/S | TK | S | A | SK | YDS | TFL | YDS | QBH | NO | YDS | LG | TD | PD | FF | FR | TD | YDS | TK | S | A | FF | FR | S | A | W/L | SCORE |
| 01 | 09/11 | Colts | | INACTIVE | | | | | | | | | | | | | | | | | | | | | | | T | 20-20 | |
| 02 | 09/18 | at Broncos | P | 5 | 3 | 2 | 1.5 | 9.0 | 1 | 6 | 2 | 0 | 0 | 0 | 0 | 0 | 0 | 0 | 0 | 0 | 0 | 0 | 0 | 0 | 0 | 0 | 0 | L | 9-16 |
| 03 | 09/25 | at Bears | P | 7 | 5 | 2 | 0.5 | 0.0 | 0 | 0 | 2 | 0 | 0 | 0 | 0 | 0 | 0 | 0 | 0 | 0 | 0 | 0 | 0 | 0 | 0 | 0 | 0 | L | 20-23 |
| 04 | 10/02 | Chargers | P | 3 | 2 | 1 | 0.5 | 1.0 | 1 | 5 | 1 | 0 | 0 | 0 | 0 | 0 | 0 | 0 | 0 | 0 | 0 | 0 | 0 | 0 | 0 | 0 | 0 | L | 24-34 |
| 05 | 10/09 | at Jaguars | S | 3 | 3 | 0 | 0.0 | 0.0 | 0 | 0 | 0 | 0 | 0 | 0 | 0 | 1 | 0 | 0 | 0 | 0 | 0 | 0 | 0 | 0 | 0 | 0 | 0 | W | 13-6 |
| 07 | 10/23 | at Raiders | S | 2 | 2 | 0 | 1.0 | 5.0 | 2 | 5 | 1 | 0 | 0 | 0 | 0 | 0 | 0 | 0 | 0 | 0 | 0 | 0 | 0 | 0 | 0 | 0 | 0 | L | 20-38 |
| 2022 TOTALS | | | 5-2 | 20 | 15 | 5 | 3.5 | 15.0 | 4 | 16 | 6 | 0 | 0 | 0 | 0 | 1 | 0 | 0 | 0 | 0 | 0 | 0 | 0 | 0 | 0 | 0 | 0 | 1-4-1 | |



KAMU GRUGIER-HILL

51
LINEBACKER

Ht: 6-2

DOB: 5/16/1994

Texans Season: 2 **NFL Season:** 7

Acquired: UFA-'21 (MIA)

Wt: 230

College: Eastern Illinois

TRANSACTIONS: Selected by the New England Patriots with the 33rd pick of the sixth round (208th overall) of the 2016 NFL Draft...Waived by the Patriots on Sept. 3, 2016...Claimed off waivers by the Philadelphia Eagles on Sept. 4, 2016...Signed by the Miami Dolphins as an unrestricted free agent on March 21, 2020...Signed by the Houston Texans as an unrestricted free agent on March 23, 2021...Placed on the Reserve/COVID-19 List on Dec. 13, 2021...Activated from the Reserve/COVID-19 List on Dec. 29, 2021...Re-signed with the Texans as an unrestricted free agent on March 24, 2022.

2022 (Houston 6/6):

- ✦ Has 40 tackles (30 solo), one tackle for loss and one pass defended so far this season
- ✦ Started and totaled 18 total tackles (14 solo), one tackle for loss and one pass defended vs. Indianapolis (9/11). His 18 total tackles marked the second-highest single-game tackle total in franchise history, tied the record for most tackles by an NFL player in a Week 1 game and broke the franchise record for most tackles by a Texan in Week 1

2021 (Houston 14/14):

- ✦ Started all 14 games he played and led the team with a career-high 106 tackles (70 solo), also notching career highs with 3.0 sacks, five quarterback hits, three passes defended and his second career interception. Led the team with 13 tackles for loss on the season, tying for the NFL lead among inside linebackers
- ✦ Made his first start as a Texan in the season opener vs. Jacksonville (9/12) and totaled two tackles (one solo)
- ✦ Finished with a team-leading nine tackles (six solo) along with one sack, three tackles for loss (tied his career high) and a forced fumble at Cleveland (9/19). Sacked QB Baker Mayfield in the second quarter for a loss of four yards, his first sack as a Texan and third of his career
- ✦ Finished tied for third on the team with seven tackles (four solo) and one tackle for loss at Buffalo (10/3)
- ✦ Led the team with seven total tackles (four solo) at Indianapolis (10/17)
- ✦ Finished tied for second on the team with eight tackles (five solo) at Miami (11/7), also notching one tackle for loss and one forced fumble
- ✦ Paced the team with 12 tackles (six solo), also tallying a career-high two quarterback hits, one interception and a career-high two passes defended at Tennessee (11/21). Recorded his second career interception from QB Ryan

Tannehill in the first quarter and returned it 82 yards, tied for the sixth-longest interception return in Texans history

- ✦ Finished third on the team with seven tackles (six solo) and added one sack vs. the N.Y. Jets (11/28). Sacked QB Zach Wilson for a loss of nine yards
- ✦ Set a new Texans single-game record with 19 tackles (10 solo), also tallying 1.0 sack, one quarterback hit and three tackles for loss vs. Indianapolis (12/5). Recorded 13 tackles in the first half, tying Jamie Sharper (at Tampa Bay, 12/14/03) for the most tackles in a single half in franchise history. Became the only NFL player since the 1999 season to finish a game with 19 tackles, three tackles for loss and a sack
- ✦ Finished second on the team with six tackles (five solo), also tallying two tackles for loss and one pass defended vs. Seattle (12/12)
- ✦ Made seven tackles (five solo) and a tackle for loss vs. Tennessee (1/9/22)

2020 (Miami 15/1):

- ✦ Appeared in 15 games (one start) and totaled 23 tackles (17 solo), 1.0 sack, two quarterback hits, one tackle for loss, one fumble recovery and five special teams tackles
- ✦ Contributed a season-high seven total tackles (five solo) and added 1.0 sack for a loss of 10 yards at Jacksonville (9/24)
- ✦ Recovered a fumble and notched three solo tackles vs. Kansas City (12/13)

2019 (Philadelphia 10/6, 0/0):

- ✦ Played in 10 games (six starts) and added 22 total tackles (16 solo), four tackles for loss and one fumble recovery
- ✦ Recovered a fumble at Minnesota (10/13)
- ✦ Logged five solo tackles and three tackles for loss vs. New England (11/17)
- ✦ Placed on the Reserve/Injured list prior to Week 16

2018 (Philadelphia 16/10, 2/1):

- ✦ Saw action in all 16 games (10 starts) and notched 34 total tackles (24 solo), 1.0 sack, five tackles for loss, 11 special teams tackles, two passes defended, one quarterback hit, one interception and one forced fumble
- ✦ Intercepted QB Eli Manning on the first possession of the game and returned it 24 yards at the N.Y. Giants (10/11)
- ✦ Totaled a season-high eight tackles (four solo) and added a tackle for loss at Dallas (12/9)



- Strip-sacked QB Jared Goff in the third quarter at the L.A. Rams (12/16)

2017 (Philadelphia 16/0, 3/0):

- Appeared in all 16 games and added nine total tackles (eight solo), one tackle for loss, one quarterback hit, one forced fumble and 12 special teams tackles. Also saw action in all three postseason games in the Eagles' run to a Super Bowl LII championship
- Forced a fumble vs. Washington (10/23) on a punt return in the first quarter

2016 (Philadelphia 12/0):

- Spent the offseason with the Patriots before being waived prior to the season
- Claimed off waivers by the Eagles and played in 12 games, contributing seven special teams tackles
- Made his NFL debut vs. Cleveland (9/11)

COLLEGE:

- Played four seasons (2012-15) at Eastern Illinois University in Charleston, Ill.
- Appeared in 48 games (27 starts) and totaled 236 tackles (138 solo), 9.0 sacks, six interceptions, 16 passes defended, four forced fumbles, six fumble recoveries and

one blocked kick

- Earned first-team All-Ohio Valley Conference honors for the second-consecutive year as a senior (2015) after starting 10 games and logging 70 total tackles (50 solo), 6.5 sacks, one interception, three passes defended and three fumble recoveries
- Named first-team All-Ohio Valley Conference in his junior season (2014) when he played in all 12 games (11 starts) with 97 total tackles (47 solo), 1.5 sacks, three interceptions, six passes defended, two forced fumbles and two fumble recoveries
- Appeared in all 14 games (five starts) as a sophomore (2013) and notched 43 total tackles (25 solo), 1.0 sack, one interception, three passes defended, one forced fumble and one fumble recovery
- Saw action in 12 games (one start) and logged 26 total tackles (16 solo), one interception, four passes defended and one forced fumble as a true freshman (2012)

PERSONAL:

- Attended Kamehameha High School in Honolulu
- Played safety, served as the team's punter as a senior and was a first team All-Interscholastic League selection at linebacker
- Was also a soccer and volleyball player in high school

KAMU GRUGIER-HILL'S NFL REGULAR SEASON DEFENSIVE STATISTICS

| DATE | TEAM | GP | GS | TACKLES | | | | | | | | INTERCEPTIONS | | | | | | FUMBLES | | | | ST | | | | | MISC | |
|------------|----------|----|----|---------|-----|----|-----|-----|-----|------|-----|---------------|-----|----|----|----|----|---------|----|-----|----|----|---|----|----|---|------|--|
| | | | | TK | S | A | TFL | YDS | SK | YDS | QBH | NO | YDS | LG | TD | PD | FF | FR | TD | YDS | TK | S | A | FF | FR | S | A | |
| 2016 | Eagles | 12 | 0 | 1 | 1 | 0 | 1 | 6 | 0.0 | 0.0 | 0 | 0 | 0 | 0 | 0 | 0 | 0 | 0 | 0 | 7 | 6 | 1 | 0 | 0 | 0 | 0 | | |
| 2017 | Eagles | 16 | 0 | 9 | 8 | 1 | 1 | 2 | 0.0 | 0.0 | 1 | 0 | 0 | 0 | 0 | 0 | 0 | 0 | 0 | 13 | 11 | 2 | 1 | 0 | 0 | 0 | | |
| 2018 | Eagles | 16 | 10 | 34 | 24 | 10 | 5 | 9 | 1.0 | 6.0 | 1 | 1 | 24 | 24 | 0 | 2 | 1 | 0 | 0 | 11 | 9 | 2 | 0 | 0 | 0 | 0 | | |
| 2019 | Eagles | 10 | 6 | 22 | 16 | 6 | 4 | 8 | 0.0 | 0.0 | 1 | 0 | 0 | 0 | 0 | 0 | 1 | 0 | 29 | 1 | 1 | 0 | 0 | 0 | 0 | | | |
| 2020 | Dolphins | 15 | 1 | 23 | 17 | 6 | 1 | 10 | 1.0 | 10.0 | 2 | 0 | 0 | 0 | 0 | 0 | 1 | 0 | 5 | 4 | 1 | 0 | 0 | 0 | 0 | | | |
| 2021 | Texans | 14 | 14 | 106 | 70 | 36 | 13 | 43 | 3.0 | 20.0 | 5 | 1 | 82 | 82 | 0 | 3 | 2 | 0 | 0 | 2 | 1 | 1 | 0 | 0 | 0 | 0 | | |
| 2022 | Texans | 6 | 6 | 40 | 30 | 10 | 1 | 0 | 0.0 | 0.0 | 0 | 0 | 0 | 0 | 0 | 1 | 0 | 0 | 0 | 0 | 0 | 0 | 0 | 0 | 0 | | | |
| NFL TOTALS | | 89 | 37 | 235 | 166 | 69 | 26 | 78 | 5.0 | 36.0 | 10 | 2 | 106 | 82 | 0 | 6 | 3 | 2 | 0 | 29 | 39 | 32 | 7 | 1 | 0 | 0 | | |

KAMU GRUGIER-HILL'S NFL POSTSEASON DEFENSIVE STATISTICS

| DATE | TEAM | GP | GS | TACKLES | | | | | | | | INTERCEPTIONS | | | | | | FUMBLES | | | | ST | | | | | MISC | |
|------------|--------|----|----|---------|---|---|-----|-----|-----|-----|-----|---------------|-----|----|----|----|----|---------|----|-----|----|----|---|----|----|---|------|--|
| | | | | TK | S | A | TFL | YDS | SK | YDS | QBH | NO | YDS | LG | TD | PD | FF | FR | TD | YDS | TK | S | A | FF | FR | S | A | |
| 2017 | Eagles | 3 | 0 | 0 | 0 | 0 | 0 | 0 | 0.0 | 0.0 | 0 | 0 | 0 | 0 | 0 | 0 | 0 | 0 | 0 | 0 | 0 | 0 | 0 | 0 | 0 | 0 | | |
| 2018 | Eagles | 2 | 1 | 0 | 0 | 0 | 0 | 0 | 0.0 | 0.0 | 0 | 0 | 0 | 0 | 0 | 0 | 0 | 0 | 0 | 0 | 2 | 0 | 2 | 0 | 0 | 0 | | |
| 2019 | Eagles | 0 | 0 | 0 | 0 | 0 | 0 | 0 | 0.0 | 0.0 | 0 | 0 | 0 | 0 | 0 | 0 | 0 | 0 | 0 | 0 | 0 | 0 | 0 | 0 | 0 | 0 | | |
| NFL TOTALS | | 5 | 1 | 0 | 0 | 0 | 0 | 0 | 0.0 | 0.0 | 0 | 0 | 0 | 0 | 0 | 0 | 0 | 0 | 0 | 0 | 2 | 0 | 2 | 0 | 0 | 0 | 0 | |

SINGLE-GAME HIGHS: DEFENSIVE

Total Tackles 19 vs. Indianapolis Colts, Dec 05, 2021
Solo Tackles 14 vs. Indianapolis Colts, Sep 11, 2022
Sacks 1.0 vs. Indianapolis Colts, Dec 05, 2021
 ...4 more at 1.0.
Passes Defended 2 at Tennessee Titans, Nov 21, 2021
Forced Fumbles 1 at Miami Dolphins, Nov 07, 2021
 ...2 more at 1.
Fumble Recoveries 1 vs. Kansas City Chiefs, Dec 13, 2020
 ...1 more at 1.

Tackles For Loss 3 vs. Indianapolis Colts, Dec 05, 2021
 ...2 more at 3.
Interceptions 1 at Tennessee Titans, Nov 21, 2021
 ...1 more at 1.
Interception Return Yards 82 at Tennessee Titans, Nov 21, 2021
Special Teams Tackles 3 at New York Giants, Dec 17, 2017
Special Teams Forced Fumbles 1 vs. Washington Redskins, Oct 23, 2017
Longest Opponent's Fumble Return 29 at Minnesota Vikings, Oct 13, 2019

SINGLE-GAME HIGHS - POSTSEASON: DEFENSIVE

Special Teams Tackles 1 at New Orleans Saints, Jan 13, 2019
 ...1 more at 1.



2022 GAME-BY-GAME REGULAR-SEASON STATISTICS (TEXANS)

| | | | TACKLES | | | | | | | | INTERCEPTIONS | | | | | FUMBLES | | | | ST | | | | MISC | | | | | |
|-------------|-------|------------|---------|----|----|----|-----|-----|-----|-----|---------------|----|-----|----|----|---------|----|----|----|-----|----|---|---|------|----|---|---|-------|-------|
| W | DATE | OPPONENT | P/S | TK | S | A | SK | YDS | TFL | YDS | QBH | NO | YDS | LG | TD | PD | FF | FR | TD | YDS | TK | S | A | FF | FR | S | A | W/L | SCORE |
| 01 | 09/11 | Colts | S | 18 | 14 | 4 | 0.0 | 0.0 | 1 | 0 | 0 | 0 | 0 | 0 | 0 | 1 | 0 | 0 | 0 | 0 | 0 | 0 | 0 | 0 | 0 | 0 | 0 | T | 20-20 |
| 02 | 09/18 | at Broncos | S | 5 | 3 | 2 | 0.0 | 0.0 | 0 | 0 | 0 | 0 | 0 | 0 | 0 | 0 | 0 | 0 | 0 | 0 | 0 | 0 | 0 | 0 | 0 | 0 | 0 | L | 9-16 |
| 03 | 09/25 | at Bears | S | 3 | 2 | 1 | 0.0 | 0.0 | 0 | 0 | 0 | 0 | 0 | 0 | 0 | 0 | 0 | 0 | 0 | 0 | 0 | 0 | 0 | 0 | 0 | 0 | 0 | L | 20-23 |
| 04 | 10/02 | Chargers | S | 7 | 6 | 1 | 0.0 | 0.0 | 0 | 0 | 0 | 0 | 0 | 0 | 0 | 0 | 0 | 0 | 0 | 0 | 0 | 0 | 0 | 0 | 0 | 0 | 0 | L | 24-34 |
| 05 | 10/09 | at Jaguars | S | 4 | 3 | 1 | 0.0 | 0.0 | 0 | 0 | 0 | 0 | 0 | 0 | 0 | 0 | 0 | 0 | 0 | 0 | 0 | 0 | 0 | 0 | 0 | 0 | 0 | W | 13-6 |
| 07 | 10/23 | at Raiders | S | 3 | 2 | 1 | 0.0 | 0.0 | 0 | 0 | 0 | 0 | 0 | 0 | 0 | 0 | 0 | 0 | 0 | 0 | 0 | 0 | 0 | 0 | 0 | 0 | 0 | L | 20-38 |
| 2022 TOTALS | | | 6-6 | 40 | 30 | 10 | 0.0 | 0.0 | 1 | 0 | 0 | 0 | 0 | 0 | 0 | 1 | 0 | 0 | 0 | 0 | 0 | 0 | 0 | 0 | 0 | 0 | 0 | 1-4-1 | |



TROY HAIRSTON

34
FULLBACK

Ht: 5-11

DOB: 12/8/1998

Texans Season: R **NFL Season:** R

Acquired: CFA-'22

Wt: 245

College: Central Michigan

TRANSACTIONS: Signed with the Houston Texans as a college free agent on May 13, 2022.

2022 (Houston 6/2)

- ✦ Made his NFL debut with the Houston Texans vs. Indianapolis (9/11)
- ✦ Earned the first start of his career at Chicago (9/25)
- ✦ Helped pave the way for RB Dameon Pierce's 131-yard effort vs. the Los Angeles Chargers (10/2)
- ✦ Started the second game of his career at Las Vegas (10/23), guiding RB Dameon Pierce to his fourth consecutive 100-plus scrimmage yard effort

COLLEGE:

- ✦ Played five seasons (2017-21) at Central Michigan University in Mount Pleasant, Mich., where he played in 54 games and totaled 129 tackles (71 solo), 34.0 tackles for loss, 16.5 sacks, four forced fumbles and one fumble recovery

2021 (Central Michigan):

- ✦ Appeared in 13 games and recorded a collegiate career-high 55 tackles, 17 tackles for loss, nine sacks and one forced fumble
- ✦ Received first-team All-MAC honors
- ✦ Registered nine tackles (seven solo) and 1.5 tackles for loss to open the season at Missouri (9/4)
- ✦ Tallied nine tackles (five solo), three tackles for loss and 2.0 sacks vs. FIU (9/25)
- ✦ Posted 14 tackles (10 solo) and 1.5 tackles for loss at Miami (OH) (10/2)
- ✦ Finished with 12 tackles (seven solo), one tackle for loss, one forced fumble and one fumble recovery vs. Kent State (11/10)
- ✦ Recorded a collegiate career-high 17 tackles (10 solo), six

tackles for loss and 3.5 sacks vs. Washington State (12/31)

2020 (Central Michigan):

- ✦ Saw action in six games and led the MAC with 5.5 sacks, also amassing 41 tackles (22 solo), 12 tackles for loss, one forced fumble and one fumble recovery
- ✦ Named the co-MAC Defensive Player of the Year and first-team All-MAC as a defensive lineman
- ✦ Made seven tackles (all solo), 3.0 sacks and one forced fumble vs. Ohio (11/4)
- ✦ Totaled 11 tackles, 1.5 tackles for loss and a fumble recovery at Eastern Michigan (11/27)
- ✦ Finished with seven tackles, 2.0 sacks and three tackles for loss at Toledo (12/12)

2019 (Central Michigan):

- ✦ Played in all 14 games (two starts) and totaled 28 tackles, five tackles for loss, 2.0 sacks and one forced fumble
- ✦ Tallied four tackles and one tackle for loss vs. Toledo (11/29)
- ✦ Had five tackles (four solo) and two tackles for loss as a starter vs. San Diego State in the New Mexico Bowl (12/21)

2018 (Central Michigan):

- ✦ Played in 11 games and recorded five tackles (four solo) and one forced fumble
- ✦ Forced a fumble and made one solo tackle at Kentucky (9/1)

2017 (Central Michigan):

- ✦ Saw action in 10 games, mostly appearing on special teams

PERSONAL:

- ✦ Attended Birmingham (Mich.) Seaholm High School, where he played on both offense and defense

TROY HAIRSTON'S NFL REGULAR SEASON RUSHING/RECEIVING STATISTICS

| DATE | TEAM | GP | GS | RUSHING | | | | | RECEIVING | | | | |
|------------|--------|----|----|---------|------|------|----|----|-----------|------|------|----|----|
| | | | | NO. | YDS. | AVG. | LG | TD | NO. | YDS. | AVG. | LG | TD |
| 2022 | Texans | 6 | 2 | 0 | 0 | 0.0 | 0 | 0 | 1 | 5 | 5.0 | 5 | 0 |
| NFL TOTALS | | 6 | 2 | 0 | 0 | 0.0 | 0 | 0 | 1 | 5 | 5.0 | 5 | 0 |



TROY HAIRSTON'S NFL REGULAR SEASON RETURN STATISTICS

| DATE | TEAM | KICKOFF RETURNS | | | | | PUNT RETURNS | | | | | |
|------------|--------|-----------------|------|------|----|----|--------------|----|------|------|----|----|
| | | RET. | YDS. | AVG. | LG | TD | NO. | FC | YDS. | AVG. | LG | TD |
| 2022 | Texans | 0 | 0 | 0.0 | 0 | 0 | 0 | 0 | 0 | 0.0 | 0 | 0 |
| NFL TOTALS | | 0 | 0 | 0.0 | 0 | 0 | 0 | 0 | 0 | 0.0 | 0 | 0 |

SINGLE-GAME HIGHS: RECEIVING

Longest Receptions 5 vs. Indianapolis Colts, Sep 11, 2022 **Special Teams Tackles** 1 at Las Vegas Raiders, Oct 23, 2022
All-Purpose Yards 5 vs. Indianapolis Colts, Sep 11, 2022 ...1 more at 1.

2022 GAME-BY-GAME REGULAR-SEASON STATISTICS (TEXANS)

| W | DATE | OPPONENT | P/S | RUSHING | | | | | RECEIVING | | | | | W/L/T | SCORE |
|-------------|-------|------------|-----|---------|------|------|----|----|-----------|------|------|----|----|-------|-------|
| | | | | NO. | YDS. | AVG. | LG | TD | NO. | YDS. | AVG. | LG | TD | | |
| 01 | 09/11 | Colts | P | 0 | 0 | 0.0 | 0 | 0 | 1 | 5 | 5.0 | 5 | 0 | T | 20-20 |
| 02 | 09/18 | at Broncos | P | 0 | 0 | 0.0 | 0 | 0 | 0 | 0 | 0.0 | 0 | 0 | L | 9-16 |
| 03 | 09/25 | at Bears | S | 0 | 0 | 0.0 | 0 | 0 | 0 | 0 | 0.0 | 0 | 0 | L | 20-23 |
| 04 | 10/02 | Chargers | P | 0 | 0 | 0.0 | 0 | 0 | 0 | 0 | 0.0 | 0 | 0 | L | 24-34 |
| 05 | 10/09 | at Jaguars | P | 0 | 0 | 0.0 | 0 | 0 | 0 | 0 | 0.0 | 0 | 0 | W | 13-6 |
| 07 | 10/23 | at Raiders | S | 0 | 0 | 0.0 | 0 | 0 | 0 | 0 | 0.0 | 0 | 0 | L | 20-38 |
| 2022 TOTALS | | | 6-2 | 0 | 0 | 0.0 | 0 | 0 | 1 | 5 | 5.0 | 5 | 0 | 1-4-1 | |



JAKE
HANSEN

49
LINEBACKER

Ht: 6-1

DOB: 6/19/1998

Texans Season: R NFL Season: R

Acquired: CFA-'22

Wt: 235

College: Illinois

TRANSACTIONS: Signed with the Houston Texans as a college free agent on May 13, 2022.

2022 (Houston 1/0):

- ✦ Made the initial 53-man roster as an undrafted free agent but was inactive for the first four weeks of the season
- ✦ Logged three special teams snaps and one tackle at Jacksonville (10/9) in his first career game

COLLEGE:

- ✦ Played five seasons (2016; 2018-21) at the University of Illinois in Champaign, Ill., where he finished with 276 tackles, 28.5 tackles for loss, seven forced fumbles, seven fumble recoveries, three interceptions and six passes defended
- ✦ Was a three-time team captain
- ✦ Led the nation in takeaways over the span of two seasons with 14 from 2019-20
- ✦ Paced the Fighting Illini in tackles in 2018 and 2020

2021 (Illinois):

- ✦ Registered 32 tackles, 2.5 tackles for loss, 1.0 sack, one fumble recovery and two forced fumbles in six games played as a fifth-year senior before missing the rest of the season due to knee surgery
- ✦ Recipient of the Illinois Athletics Spirit Award, given annually to the male and female student-athletes who best exemplify the spirit, courage, effort and dedication of the Fighting Illini
- ✦ Forced two fumbles and made six tackles and half a tackle for loss at Virginia (9/11)
- ✦ Recorded a team-high 12 tackles and 1.0 sack vs. Maryland (9/17)

2020 (Illinois):

- ✦ Amassed 68 tackles, 10 tackles for loss, 2.5 sacks, two forced fumbles, two fumble recoveries and two interceptions in eight games played as a senior
- ✦ Earned All-Big Ten second-team honors from the media and All-Big Ten third-team recognition by the league's coaches
- ✦ Posted the No. 3 tackling grade in the nation according to PFF (90.8)
- ✦ Tallied 14 tackles, two tackles for loss, one forced fumble and one fumble recovery vs. Purdue (10/31)
- ✦ Matched his career high and led the team with 15 tackles along with 1.0 sack, one interception and one pass

defensed at Rutgers (11/14)

2019 (Illinois):

- ✦ Played and started nine games as a junior and posted 72 tackles, 7.5 tackles for loss, 3.5 sacks, seven forced fumbles, three fumble recoveries and one interception. He missed the final four games with an injury
- ✦ Named a semifinalist for the Butkus Award
- ✦ Earned an All-Big Ten honorable mention from the media and the league's coaches
- ✦ Led the nation in forced fumbles (seven) and forced fumbles per game (0.78)
- ✦ Ranked sixth in the nation with three fumbles recovered
- ✦ Made the PFF Big Ten Team of the Week after tallying seven tackles, a forced fumble and an interception in the season opener vs. Akron (8/31)
- ✦ Was named the Walter Camp National Defensive Player of the Week and Big Ten Defensive Player of the Week after two forced fumbles vs. Wisconsin (10/19)

2018 (Illinois):

- ✦ Started all 12 games as a sophomore and registered 95 tackles, 8.5 tackles for loss, 1.0 sack, one pass defensed, one forced fumble, one fumble recovery and one quarterback hit
- ✦ Tied for the team lead in total tackles (95) and led Illinois in solo tackles (48)
- ✦ Finished second on the team with 8.5 tackles for loss
- ✦ Won the team's Bruce Capel Award for courage
- ✦ Earned PFF National Team of the Week and Big Ten Co-Defensive Player of the Week honors after logging 15 tackles and six tackles for loss vs. Kent State (9/1)
- ✦ Posted his first collegiate career sack vs. Minnesota (11/3)

2017 (Illinois):

- ✦ Did not play in 2017 after suffering a season-ending injury during training camp

2016 (Illinois):

- ✦ Played in all 12 games, primarily on special teams, with one start at linebacker and finished with eight tackles and one quarterback hit his freshman campaign
- ✦ Made his first career start and recorded two tackles vs. Minnesota (10/29)
- ✦ Logged two tackles and one quarterback hit at Northwestern (11/26)



PERSONAL:

- Attended East Lake High School in Tarpon Springs, Fla., where he totaled 103 tackles (75 solo) and 2.0 sacks as a senior
- Earned Class 7A Associated Press All-State second-team honors in 2015

- Ranked as the No. 60 inside linebacker in the nation by ESPN
- Also played basketball and ran track and field in high school
- Father, Shad, played football at BYU from 1989-92 and is the school's all-time leading tackler (408)

JAKE HANSEN'S NFL REGULAR SEASON DEFENSIVE STATISTICS

| DATE | TEAM | GP | GS | TACKLES | | | | | | | | QBH | INTERCEPTIONS | | | | | FUMBLES | | | | ST | | | | | MISC | |
|------------|--------|----|----|---------|---|---|-----|-----|-----|-----|----|-----|---------------|----|----|----|----|---------|----|-----|----|----|---|----|----|---|------|--|
| | | | | TK | S | A | TFL | YDS | SK | YDS | NO | | YDS | LG | TD | PD | FF | FR | TD | YDS | TK | S | A | FF | FR | S | A | |
| 2022 | Texans | 1 | 0 | 0 | 0 | 0 | 0 | 0 | 0.0 | 0.0 | 0 | 0 | 0 | 0 | 0 | 0 | 0 | 0 | 0 | 0 | 1 | 0 | 1 | 0 | 0 | 0 | 0 | |
| NFL TOTALS | | 1 | 0 | 0 | 0 | 0 | 0 | 0 | 0.0 | 0.0 | 0 | 0 | 0 | 0 | 0 | 0 | 0 | 0 | 0 | 0 | 1 | 0 | 1 | 0 | 0 | 0 | 0 | |

2022 GAME-BY-GAME REGULAR-SEASON STATISTICS (TEXANS)

| W | DATE | OPPONENT | P/S | TACKLES | | | | | | | INTERCEPTIONS | | | | | FUMBLES | | | | ST | | | | MISC | | W/L | SCORE |
|-------------|-------|-------------|-----|---|-------|------|----|-----|-----|-----|---------------|----|-----|----|----|---------|----|----|----|-----|----|---|---|------|----|-----|-------|
| | | | | TK | S | A | SK | YDS | TFL | YDS | QBH | NO | YDS | LG | TD | PD | FF | FR | TD | YDS | TK | S | A | FF | FR | | |
| 01 | 09/11 | Colts | P | | | | | | | | | | | | | | | | | | | | | | | T | 20-20 |
| 02 | 09/18 | at Broncos | | | | | | | | | | | | | | | | | | | | | | | | L | 9-16 |
| 03 | 09/25 | at Bears | | | | | | | | | | | | | | | | | | | | | | | | L | 20-23 |
| 04 | 10/02 | Chargers | | | | | | | | | | | | | | | | | | | | | | | | L | 24-34 |
| 05 | 10/09 | at Jaguars | | 0 0 0 0.0 0.0 0 0 0 0 0 0 0 0 0 0 0 1 0 1 0 0 0 0 | W | 13-6 | | | | | | | | | | | | | | | | | | | | | |
| 06 | 10/16 | at Dolphins | | | | | | | | | | | | | | | | | | | | | | | | L | 20-20 |
| 07 | 10/23 | at Raiders | | | | | | | | | | | | | | | | | | | | | | | | L | 20-38 |
| 2022 TOTALS | | | 1-0 | 0 0 0 0.0 0.0 0 0 0 0 0 0 0 0 0 0 0 1 0 1 0 0 0 0 | 1-4-1 | | | | | | | | | | | | | | | | | | | | | | |



CHRISTIAN
HARRIS

48
LINEBACKER



Ht: 6-1

DOB: 1/13/2001

Texans Season: R NFL Season: R

Acquired: 03-'22

Wt: 226

College: Alabama

TRANSACTIONS: Selected by the Houston Texans in the third round (75th overall) of the 2022 NFL Draft...Placed on the Texans reserve/injured list on Sept. 1, 2022...Placed on the reserve/injured - Designated for Return list on Oct. 5, 2022...Activated from the reserve/injured list to the active roster on Oct. 22, 2022.

2022 (Houston 1/0):

- ✦ Made the initial 53-man roster but was placed on the reserve/injured list for the first six weeks
- ✦ Made his NFL and Texans debut while recording one tackle at Las Vegas (10/23)

COLLEGE:

- ✦ Played in 41 career games at the University of Alabama in Tuscaloosa, Ala., where he amassed 221 tackles (126 solo), 27.0 tackles for loss, 10.0 sacks, one interception, seven passes defended, three forced fumbles and two fumble recoveries

2021 (Alabama):

- ✦ Appeared in 15 games and matched his career high with 79 tackles (45 solo), 12.5 tackles for loss, 5.5 sacks, three passes defended and two forced fumbles
- ✦ Ranked fifth on the team with 79 tackles and second with 12.5 tackles for loss
- ✦ Named a semifinalist for the Butkus and Lombardi awards
- ✦ Notched five tackles, two tackles for loss and 1.0 sack vs. Miami (9/4)
- ✦ Led the team with eight tackles and one tackle for loss vs. Mercer (9/11)
- ✦ Totaled four tackles, 0.5 sack and one quarterback hit in the CFP Semifinal vs. Cincinnati (12/31)
- ✦ Tied for the team lead in tackles with seven, including a game-high and career-best 4.0 tackles for loss and 3.0 sacks (-34 yards) in the CFP National Championship vs. Georgia (1/10/22)

2020 (Alabama):

- ✦ Played in 13 games and totaled 79 tackles (52 solo), seven tackles for loss, 4.5 sacks, one interception and three passes defended
- ✦ Ranked second on the Crimson Tide with 79 tackles and was named a semifinalist for the Butkus Award
- ✦ Started the season opener vs. Missouri (9/26) and finished with six tackles, 2.0 tackles for loss, 1.0 sack and one quarterback hit
- ✦ Paced the team with 10 tackles, one tackle for loss and two passes defended at Tennessee (10/24)
- ✦ Led the team in tackles with 11 and tallied 1.0 sack vs. Kentucky (11/21)

2019 (Alabama):

- ✦ Appeared in 13 games and notched 63 tackles (29 solo), 7.5 tackles for loss, one pass defended, one forced fumble and two fumble recoveries
- ✦ Selected to USA Today and ESPN.com's Freshman All-America teams
- ✦ Named to the Freshman All-SEC squad by the league's coaches
- ✦ Led all SEC freshman defenders in tackles for loss (7.5)
- ✦ Totaled 63 tackles to rank seventh among first-year defenders in the league
- ✦ Ranked second on the Crimson Tide defense with six tackles and 1.5 tackles for loss vs. Southern Miss (9/21)
- ✦ Led the team with eight tackles and one tackle for loss vs. Tennessee (10/19)

PERSONAL:

- ✦ Played on offense, defense and special teams at University Lab School in Baton Rouge, La.
- ✦ Listed as a consensus four-star recruit and the No. 3 player in Louisiana by 247Sports
- ✦ Selected to play in the All-American Bowl in San Antonio
- ✦ Played wide receiver, safety and kick returner for University Lab's back-to-back state championship teams in 2017 and 2018

CHRISTIAN HARRIS' NFL REGULAR SEASON DEFENSIVE STATISTICS

| DATE | TEAM | GP | GS | TACKLES | | | | | | | | INTERCEPTIONS | | | | | | FUMBLES | | | | ST | | | | MISC | |
|------------|--------|----|----|---------|---|---|-----|-----|-----|-----|-----|---------------|-----|----|----|----|----|---------|----|-----|----|----|---|----|----|------|---|
| | | | | TK | S | A | TFL | YDS | SK | YDS | QBH | NO | YDS | LG | TD | PD | FF | FR | TD | YDS | TK | S | A | FF | FR | S | A |
| 2022 | Texans | 1 | 0 | 1 | 1 | 0 | 0 | 0 | 0.0 | 0.0 | 0 | 0 | 0 | 0 | 0 | 0 | 0 | 0 | 0 | 0 | 0 | 0 | 0 | 0 | 0 | 0 | |
| NFL TOTALS | | 1 | 0 | 1 | 1 | 0 | 0 | 0 | 0.0 | 0.0 | 0 | 0 | 0 | 0 | 0 | 0 | 0 | 0 | 0 | 0 | 0 | 0 | 0 | 0 | 0 | 0 | |



2022 GAME-BY-GAME REGULAR-SEASON STATISTICS (TEXANS)

| W | DATE | OPPONENT | P/S | TACKLES | | | | | | | INTERCEPTIONS | | | | | FUMBLES | | | | ST | | | | MISC | | W/L | SCORE |
|-------------|-------|------------|-----|---------|---|---|-----|-----|-----|-----|---------------|----|-----|----|----|---------|----|----|----|-----|----|---|---|------|----|-------|-------|
| | | | | TK | S | A | SK | YDS | TFL | YDS | QBH | NO | YDS | LG | TD | PD | FF | FR | TD | YDS | TK | S | A | FF | FR | | |
| 01 | 09/11 | Colts | | | | | | | | | | | | | | | | | | | | | | | | T | 20-20 |
| 02 | 09/18 | at Broncos | | | | | | | | | | | | | | | | | | | | | | | | L | 9-16 |
| 03 | 09/25 | at Bears | | | | | | | | | | | | | | | | | | | | | | | | L | 20-23 |
| 04 | 10/02 | Chargers | | | | | | | | | | | | | | | | | | | | | | | | L | 24-34 |
| 05 | 10/09 | at Jaguars | | | | | | | | | | | | | | | | | | | | | | | | W | 13-6 |
| 07 | 10/23 | at Raiders | P | 1 | 1 | 0 | 0.0 | 0.0 | 0 | 0 | 0 | 0 | 0 | 0 | 0 | 0 | 0 | 0 | 0 | 0 | 0 | 0 | 0 | 0 | 0 | L | 20-38 |
| 2022 TOTALS | | | 1-0 | 1 | 1 | 0 | 0.0 | 0.0 | 0 | 0 | 0 | 0 | 0 | 0 | 0 | 0 | 0 | 0 | 0 | 0 | 0 | 0 | 0 | 0 | 0 | 1-4-1 | |



DEMONE
HARRIS

94

DEFENSIVE LINEMAN

Ht: 6-4

DOB: 12/30/1995

Texans Season: 1

Acquired: FA-'21

Wt: 272

College: Buffalo

NFL Season: 3

TRANSACTIONS: Signed with the Tampa Bay Buccaneers as a college free agent on April 30, 2018...Released by the Buccaneers on Sept. 1, 2018...Signed to the Buccaneers practice squad on Sept. 2, 2018...Elevated to the Buccaneers active roster on Oct. 10, 2018...Released by the Buccaneers on Nov. 16, 2018...Signed to the Buccaneers practice squad on Nov. 21, 2018...Signed a reserve/future contract with the Buccaneers on Dec. 31, 2018...Released by the Buccaneers on Oct. 5, 2019...Signed to the Buccaneers practice squad on Oct. 7, 2019...Released from the Buccaneers practice squad on Oct. 15, 2019...Signed to the Baltimore Ravens practice squad on Oct. 22, 2019...Signed to the Kansas City Chiefs active roster from the Ravens practice squad on Nov. 21, 2019...Released by the Chiefs on Nov. 10, 2020...Signed to the Chiefs practice squad on Nov. 12, 2020...Signed with the Chiefs on Feb. 9, 2021...Released by the Chiefs on Aug. 31, 2021...Signed to the Chiefs practice squad on Sept. 1, 2021...Elevated to the Chiefs active roster on Oct. 9, 2021...Reverted back to the Chiefs practice squad on Oct. 11, 2021...Elevated to the Chiefs active roster on Oct. 16, 2021...Reverted back to the Chiefs practice squad on Oct. 18, 2021...Released from the Chiefs practice squad on Oct. 25, 2021...Signed to the Houston Texans practice squad on Nov. 10, 2021...Elevated to the Texans active roster as a COVID-19 Replacement on Dec. 25, 2021...Reverted back to the Texans practice squad on Dec. 27, 2021...Signed a reserve/future contract with the Texans on Jan. 11, 2022...Released by the Texans on Aug. 30, 2022...Signed to the Texans practice squad on Aug. 31, 2022...Signed to the active roster from the practice squad on Sept. 10, 2022.

2022 (Houston 2/0):

- ✦ Totaled two tackles, one quarterback hit and one pass defended vs. Indianapolis (9/11)

2021 (Kansas City 2/0; Houston 1/1):

- ✦ Played in two games for the Chiefs and recorded one quarterback hit before being released and signed to the Texans practice squad, later appearing in one game (one start) for Houston
- ✦ Made his first appearance of the season vs. Buffalo (10/10)
- ✦ Recorded one quarterback hit at Washington (10/17)

- ✦ Made his first NFL start with the Texans vs. the L.A. Chargers (12/26)

2020 (Kansas City 1/0):

- ✦ Tallied three tackles (one solo) in his only game of the season at Denver (10/25)

2019 (Tampa Bay 1/0; Kansas City 4/0):

- ✦ Played in a career-high five games between the Buccaneers and Chiefs
- ✦ Logged four tackles (all solo), one quarterback hit and two tackles for loss in four games with the Chiefs

2018 (Tampa Bay 2/0):

- ✦ Made his first NFL in-game appearance at Atlanta (10/14) after being elevated from the practice squad
- ✦ Played on both defense and special teams vs. Washington (11/11)

COLLEGE:

- ✦ Played four seasons (2014-17) at the University at Buffalo (N.Y.), where he initially walked on and appeared in 42 games, totaling 108 tackles (58 solo), 9.5 sacks, 18 tackles for loss, two interceptions, three passes defended, one fumble recovery and four forced fumbles
- ✦ Logged career highs in tackles (54) and tackles for loss (8.5) as a senior, also tallying 3.0 sacks, one pass defended, one fumble recovery and one forced fumble
- ✦ Was nominated for the Burlsworth Trophy and named to the All-Mid-American Conference Second Team as a junior, tallying 30 tackles and ranking third on the team with 3.0 sacks and second on the team with two forced fumbles
- ✦ Notched 22 tackles, 4.5 tackles for loss, 1.5 sacks, one interception and one forced fumble as a sophomore
- ✦ Appeared in seven games as a reserve defensive lineman as a redshirt freshman
- ✦ Redshirted his first season at Buffalo in 2013

PERSONAL:

- ✦ Attended Bishop Timon – St. Jude High School in Buffalo, N.Y., where he focused on basketball until joining the football team as a junior



DEMONE HARRIS' NFL REGULAR SEASON DEFENSIVE STATISTICS

| DATE | TEAM | GP | GS | TACKLES | | | | | | | | INTERCEPTIONS | | | | | | FUMBLES | | | | ST | | | | | | MISC | |
|------------|------------|----|----|---------|---|---|-----|-----|-----|-----|-----|---------------|-----|----|----|----|----|---------|----|-----|----|----|---|----|----|---|---|------|--|
| | | | | TK | S | A | TFL | YDS | SK | YDS | QBH | NO | YDS | LG | TD | PD | FF | FR | TD | YDS | TK | S | A | FF | FR | S | A | | |
| 2018 | Buccaneers | 2 | 0 | 0 | 0 | 0 | 0 | 0 | 0.0 | 0.0 | 0 | 0 | 0 | 0 | 0 | 0 | 0 | 0 | 0 | 0 | 0 | 0 | 0 | 0 | 0 | 0 | | | |
| 2019 | Buccaneers | 1 | 0 | 0 | 0 | 0 | 0 | 0 | 0.0 | 0.0 | 0 | 0 | 0 | 0 | 0 | 0 | 0 | 0 | 0 | 0 | 0 | 0 | 0 | 0 | 0 | 0 | | | |
| 2019 | Ravens | 0 | 0 | 0 | 0 | 0 | 0 | 0 | 0.0 | 0.0 | 0 | 0 | 0 | 0 | 0 | 0 | 0 | 0 | 0 | 0 | 0 | 0 | 0 | 0 | 0 | 0 | | | |
| | | | | | | | | | | | | | | | | | | | | | | | | | | | | | |
| 2019 | Chiefs | 4 | 0 | 4 | 4 | 0 | 2 | 9 | 0.0 | 0.0 | 1 | 0 | 0 | 0 | 0 | 0 | 0 | 0 | 0 | 0 | 0 | 0 | 0 | 0 | 0 | 0 | | | |
| | | | | | | | | | | | | | | | | | | | | | | | | | | | | | |
| 2019 | TOTAL | 5 | 0 | 4 | 4 | 0 | 2 | 9 | 0.0 | 0.0 | 1 | 0 | 0 | 0 | 0 | 0 | 0 | 0 | 0 | 0 | 0 | 0 | 0 | 0 | 0 | 0 | | | |
| 2020 | Chiefs | 1 | 0 | 3 | 1 | 2 | 0 | 0 | 0.0 | 0.0 | 0 | 0 | 0 | 0 | 0 | 0 | 0 | 0 | 0 | 0 | 0 | 0 | 0 | 0 | 0 | 0 | | | |
| 2021 | Chiefs | 2 | 0 | 0 | 0 | 0 | 0 | 0 | 0.0 | 0.0 | 1 | 0 | 0 | 0 | 0 | 0 | 0 | 0 | 0 | 0 | 0 | 0 | 0 | 0 | 0 | 0 | | | |
| 2021 | Texans | 1 | 1 | 0 | 0 | 0 | 0 | 0 | 0.0 | 0.0 | 0 | 0 | 0 | 0 | 0 | 0 | 0 | 0 | 0 | 0 | 0 | 0 | 0 | 0 | 0 | 0 | | | |
| | | | | | | | | | | | | | | | | | | | | | | | | | | | | | |
| 2021 | TOTAL | 3 | 1 | 0 | 0 | 0 | 0 | 0 | 0.0 | 0.0 | 1 | 0 | 0 | 0 | 0 | 0 | 0 | 0 | 0 | 0 | 0 | 0 | 0 | 0 | 0 | 0 | | | |
| 2022 | Texans | 2 | 0 | 2 | 0 | 2 | 0 | 0 | 0.0 | 0.0 | 1 | 0 | 0 | 0 | 0 | 1 | 0 | 0 | 0 | 0 | 0 | 0 | 0 | 0 | 0 | 0 | | | |
| NFL TOTALS | | 13 | 1 | 9 | 5 | 4 | 2 | 9 | 0.0 | 0.0 | 3 | 0 | 0 | 0 | 0 | 1 | 0 | 0 | 0 | 0 | 0 | 0 | 0 | 0 | 0 | 0 | | | |

DEMONE HARRIS' NFL POSTSEASON DEFENSIVE STATISTICS


| DATE | TEAM | GP | GS | TACKLES | | | | | | | | INTERCEPTIONS | | | | | | FUMBLES | | | | ST | | | | MISC | |
|------------|--------|----|----|---------|---|---|-----|-----|-----|-----|-----|---------------|-----|----|----|----|----|---------|----|-----|----|----|---|----|----|------|---|
| | | | | TK | S | A | TFL | YDS | SK | YDS | QBH | NO | YDS | LG | TD | PD | FF | FR | TD | YDS | TK | S | A | FF | FR | S | A |
| 2019 | Chiefs | 2 | 0 | 0 | 0 | 0 | 0 | 0 | 0.0 | 0.0 | 0 | 0 | 0 | 0 | 0 | 0 | 0 | 0 | 0 | 0 | 0 | 0 | 0 | 0 | 0 | 0 | |
| 2020 | Chiefs | 0 | 0 | 0 | 0 | 0 | 0 | 0 | 0.0 | 0.0 | 0 | 0 | 0 | 0 | 0 | 0 | 0 | 0 | 0 | 0 | 0 | 0 | 0 | 0 | 0 | 0 | |
| NFL TOTALS | | 2 | 0 | 0 | 0 | 0 | 0 | 0 | 0.0 | 0.0 | 0 | 0 | 0 | 0 | 0 | 0 | 0 | 0 | 0 | 0 | 0 | 0 | 0 | 0 | 0 | 0 | |

SINGLE-GAME HIGHS: DEFENSIVE

| | | | |
|----------------------|---|-------------------------|--|
| Total Tackles | 3 at Denver Broncos, Oct 25, 2020 | Passes Defensed | 1 vs. Indianapolis Colts, Sep 11, 2022 |
| Solo Tackles | 2 vs. Denver Broncos, Dec 15, 2019 ...1 more at 2. | Tackles For Loss | 2 vs. Denver Broncos, Dec 15, 2019 |

2022 GAME-BY-GAME REGULAR-SEASON STATISTICS (TEXANS)

| W DATE | OPPONENT | P/S | TACKLES | | | | | | | INTERCEPTIONS | | | | | | FUMBLES | | | | ST | | | | MISC | | W/L | SCORE |
|-------------|------------|-----|---------|---|---|-----|-----|-----|-----|---------------|----|-----|----|----|----|---------|----|----|-----|----|---|---|----|------|---|-------|-------|
| | | | TK | S | A | SK | YDS | TFL | YDS | QBH | NO | YDS | LG | TD | PD | FF | FR | TD | YDS | TK | S | A | FF | FR | S | A | |
| 01 09/11 | Colts | P | 2 | 0 | 2 | 0.0 | 0.0 | 0 | 0 | 1 | 0 | 0 | 0 | 0 | 1 | 0 | 0 | 0 | 0 | 0 | 0 | 0 | 0 | 0 | 0 | T | 20-20 |
| 02 09/18 | at Broncos | | | | | | | | | | | | | | | | | | | | | | | | | L | 9-16 |
| 03 09/25 | at Bears | P | 0 | 0 | 0 | 0.0 | 0.0 | 0 | 0 | 0 | 0 | 0 | 0 | 0 | 0 | 0 | 0 | 0 | 0 | 0 | 0 | 0 | 0 | 0 | 0 | L | 20-23 |
| 04 10/02 | Chargers | | | | | | | | | | | | | | | | | | | | | | | | | L | 24-34 |
| 05 10/09 | at Jaguars | | | | | | | | | | | | | | | | | | | | | | | | | W | 13-6 |
| 07 10/23 | at Raiders | | | | | | | | | | | | | | | | | | | | | | | | | L | 20-38 |
| 2022 TOTALS | | 2-0 | 2 | 0 | 2 | 0.0 | 0.0 | 0 | 0 | 1 | 0 | 0 | 0 | 0 | 1 | 0 | 0 | 0 | 0 | 0 | 0 | 0 | 0 | 0 | 0 | 1-4-1 | |



CHARLIE
HECK

67
OFFENSIVE LINEMAN

Ht: 6-8

DOB: 11/20/1996

Texans Season: 3

Acquired: D4a-'20

Wt: 311

College: North Carolina

NFL Season: 3

TRANSACTIONS: Selected by the Houston Texans in the fourth round (126th overall) of the 2020 NFL Draft...Placed on the Reserve/COVID-19 List on Sept. 6, 2021...Activated from the Reserve/COVID-19 List on Sept. 16, 2021.

2022 (Houston 6/1):

- Started Week 1 vs. Indianapolis (9/11) serving as the extra lineman during the opening play of the game

2021 (Houston 15/13):

- Played in a career-high 15 games making 13 starts at right tackle
- Earned his first snaps of the season on offense and special teams at Cleveland (9/19)
- Made his first start of the season vs. New England (10/10) and blocked for QB Davis Mills, helping him become the first rookie quarterback in NFL history to finish a game with 300-plus passing yards, three-plus passing touchdowns and a passer rating of 140.0 or higher
- Helped pave the way for a rushing attack that combined for 124 yards on the ground and averaged 4.3 yards per carry at Indianapolis (10/17)
- Blocked for QB Davis Mills vs. the L.A. Rams (10/31) as he threw for 310 yards and completed 29-of-38 passes (76.3 percent), the best completion percentage of his career
- Helped protect QB Davis Mills as he threw for a career-high 331 yards vs. Seattle (12/13)
- Blocked for a rushing attack that gained a season-high 189 yards and two touchdowns on the ground, averaging 5.3 yards per carry vs. the L.A. Chargers (12/26)
- Helped protect QB Davis Mills vs. Tennessee (1/9/22) as he completed 23-of-33 passes (69.7 percent) for 301 yards, three touchdowns and a passer rating of 128.5

2020 (Houston 3/1):

- Appeared in three games (one start) as a rookie
- Inactive in Weeks 1-10 and 12-15
- Made his first NFL appearance vs. New England (11/22)
- Saw extended action at right tackle after Laremy Tunsil was injured and was part of an offensive line that helped

the Texans offense average a franchise record 9.6 yards per play vs. Cincinnati (12/27)

- Made his first start at right tackle vs. Tennessee (1/3/21)

COLLEGE:

- Spent four seasons (2016-19) at the University of North Carolina at Chapel Hill, appearing in 43 games (34 starts) at both left and right tackle
- Started in 12 games at left tackle as a senior in 2019 and led the team with 43 knockdowns while only surrendering one half-sack all year long, earning him second-team All-ACC honors. Helped pave the way for an offense that averaged 474.0 yards per game, which ranked second in the ACC and 12th in the nation
- Started in all 11 games his junior season in 2018 as part of an offensive line that allowed just 10 sacks on the season, which ranked second in the ACC and seventh nationally. Earned the team's Lineman of the Week honors twice during the season with five knockdowns at Eastern Carolina (9/8) and three vs. Virginia (10/27)
- Played in all 12 games as a sophomore in 2017, starting the final 11 games of the season
- Played in eight games as a redshirt freshman in 2016, including the Tar Heels Sun Bowl appearance against Stanford (12/30)
- Redshirted in his first season at North Carolina in 2015

PERSONAL:

- Attended Rockhurst High School in Kansas City, Mo., where he played a variety of positions, including tight end, offensive tackle and defensive end
- As a team captain in his senior season, helped lead Rockhurst to a 12-2 record and the Missouri Class 6A state championship game
- Earned first-team All-District and All-Metro honors and was named second-team All-State
- His father, Andy Heck, is currently the offensive line coach for the Kansas City Chiefs, where he's coached since 2013
- His brother, Jon, was also a four-year starter on the offensive line at North Carolina (2013-16)



2022 GAME-BY-GAME REGULAR-SEASON STATISTICS (TEXANS)

| W | DATE | OPPONENT | P/S | | W/L/ T | SCORE |
|-------------|-------|------------|-----|--|-----------|-------|
| 01 | 09/11 | Colts | S | | T | 20-20 |
| 02 | 09/18 | at Broncos | P | | L | 9-16 |
| 03 | 09/25 | at Bears | P | | L | 20-23 |
| 04 | 10/02 | Chargers | P | | L | 24-34 |
| 05 | 10/09 | at Jaguars | P | | W | 13-6 |
| 07 | 10/23 | at Raiders | P | | L | 20-38 |
| 2022 TOTALS | | | 6-1 | | 1-4-1 | |



NEVILLE
HEWITT

43
LINEBACKER

Ht: 6-2

DOB: 4/6/1993

Texans Season: 2 NFL Season: 8

Acquired: FA-'21

Wt: 234

College: Marshall

TRANSACTIONS: Signed by the Miami Dolphins as a college free agent on May 8, 2015...Waived by the Dolphins on Sept. 2, 2017...Signed to the Dolphins practice squad on Oct. 9, 2017...Signed to the Dolphins active roster from the practice squad on Nov. 22, 2017...Signed by the New York Jets as an unrestricted free agent on March 28, 2018...Re-signed by the Jets on March 18, 2019...Re-signed by the Jets on March 20, 2020...Signed by the Houston Texans as a free agent on May 7, 2021...Placed on the Reserve/COVID-19 List on Dec. 27, 2021...Activated from the Reserve/COVID-19 List on Dec. 29, 2021...Re-signed with the Texans as an unrestricted free agent on March 30, 2022.

2022 (Houston 6/0):

- Has three total tackles (all solo), two special teams tackles and one tackle for loss so far this season

2021 (Houston 17/5):

- Played in all 17 games with five starts, totaling 51 defensive tackles (32 solo), one tackle for loss, one quarterback hit and a team-leading nine special teams tackles (five solo)
- Appeared in his first game as a Texan on special teams in the season opener vs. Jacksonville (9/12)
- Recorded his first tackle as a Texan on special teams at Cleveland (9/19)
- Made his first start as a Texan at Miami (11/7) and led the team in tackles with nine (five solo), also notching one special teams tackle
- Logged three tackles (two solo) and his first quarterback hit as a Texan at Tennessee (11/21)
- Notched four tackles (all solo) and his first tackle for loss as a Texan vs. the N.Y. Jets (11/28)
- Finished third on the team with nine tackles (four solo) and tallied one special teams tackle at Jacksonville (12/19)
- Led the team with 11 tackles (eight solo), tied for the third-highest total of his NFL career vs. the L.A. Chargers (12/26)

2020 (N.Y. Jets 16/16):

- Started all 16 games for the first time in his career and finished ninth in the NFL in total tackles (131). Also added 2.0 sacks, six tackles for loss, four passes defended, four quarterback hits, one forced fumble and one fumble recovery
- Notched a season-high 13 total tackles (10 solo) vs. Buffalo (10/25)

- Sacked QB Ryan Fitzpatrick and forced a fumble on the play vs. Miami (11/29). Also recovered a fumble at the end of the third quarter
- Posted a sack in consecutive games when he totaled 12 tackles (nine solo) and brought down QB Derek Carr in the second quarter for an eight-yard loss vs. Las Vegas (12/6)

2019 (N.Y. Jets 12/12):

- Started all 12 games he played in and notched 72 total tackles (42 solo), 3.0 sacks, eight quarterback hits, six tackles for loss, five passes defended and two interceptions
- Finished as one-of-seven players in the league with at least 3.0 sacks and two interceptions
- Intercepted QB Josh Allen with 1:06 left in the second quarter in the season-opener vs. Buffalo (9/8)
- Logged a sack in consecutive games in Weeks 2-3 vs. Cleveland (9/16) and vs. New England (9/22)
- Tallied a season-high 11 total tackles (seven solo) at Philadelphia (10/6)
- Recorded his second interception of the season at Washington (11/17) after intercepting QB Dwayne Haskins and returning it to the five-yard line to set up a Jets touchdown
- Notched eight total tackles (two solo), 1.0 sack, one quarterback hit and one tackle for loss vs. Pittsburgh (12/22)

2018 (N.Y. Jets 16/4):

- Appeared in all 16 games (four starts) for the third time in his career and registered 28 total tackles (18 solo), 1.5 sacks and 12 special teams tackles, which was the second most on the team
- Posted seven total tackles (five solo), 0.5 sack, one quarterback hit and a special teams tackle in his first start of the season at Buffalo (12/9)
- Contributed a season-high nine total tackles (six solo), 1.0 sack, three quarterback hits and one tackle for loss vs. Green Bay (12/23)

2017 (Miami 6/0):

- Signed to the Dolphins practice squad prior to Week 6
- Elevated to the active roster from the practice squad in Week 11 and appeared in six games, registering one special teams tackle

2016 (Miami 16/5, 1/0):



- ✎ Played in 16 games (five starts) and logged 57 total tackles (35 solo), 1.0 sack, four tackles for loss, one fumble recovery, one quarterback hit, one pass defended and seven special teams tackles
- ✎ Notched six total tackles (five solo), one tackle for loss and a special teams tackle vs. Cleveland (9/25)
- ✎ Added his first sack of the season vs. the N.Y. Jets (12/17) when he brought down QB Bryce Petty for a nine-yard loss
- ✎ Logged a season-high nine total tackles (six solo) and two tackles for loss at Buffalo (12/24)

2015 (Miami 16/2):

- ✎ Saw action in 16 games (two starts), totaling 32 tackles (22 solo), three passes defended, three tackles for loss, one interception and one quarterback hit
- ✎ Made his NFL debut at Washington (9/13)
- ✎ Tallied the first interception of his career when he picked off QB Tony Romo in the third quarter vs. Dallas (11/22)
- ✎ Tied a season-best with six total tackles (four solo), one tackle for loss and one pass defended in his second start of the season vs. New England (1/3/16)

COLLEGE:

- ✎ Played two seasons at Marshall University in Huntington, W.Va. (2013-14) after transferring from Georgia Military College (2011-12) in Milledgeville, Ga. where he played two seasons
- ✎ Voted as the 2014 Conference USA Defensive Player of the Year by league coaches as he led the Herd defense to a 13-1 season, making a conference-high 123 tackles
- ✎ Ranked second on the team with 85 total tackles (30 solo), including 3.5 tackles for loss and 2.5 sacks. Also made an interception, had one pass breakup, a fumble recovery and a forced fumble on the year
- ✎ Saw action in two seasons at Georgia Military College (2011-12) and notched 65 tackles, five tackles for loss and five pass breakups as a sophomore (2012) when he played as a hybrid safety and linebacker

PERSONAL:

- ✎ Attended Rockdale County High School in Conyers, Ga.
- ✎ Graduated with a degree in business management from Marshall

NEVILLE HEWITT'S NFL REGULAR SEASON DEFENSIVE STATISTICS

| DATE | TEAM | GP | GS | TACKLES | | | | | | | | INTERCEPTIONS | | | | | | FUMBLES | | | | ST | | | | | | MISC | |
|------------|----------|-----|----|---------|-----|-----|-----|-----|-----|------|-----|---------------|-----|----|----|----|----|---------|----|-----|----|----|----|----|----|---|---|------|--|
| | | | | TK | S | A | TFL | YDS | SK | YDS | QBH | NO | YDS | LG | TD | PD | FF | FR | TD | YDS | TK | S | A | FF | FR | S | A | | |
| 2015 | Dolphins | 16 | 2 | 32 | 22 | 10 | 3 | 8 | 0.0 | 0.0 | 1 | 1 | 0 | 0 | 3 | 0 | 0 | 0 | 0 | 7 | 5 | 2 | 0 | 0 | 0 | 0 | | | |
| 2016 | Dolphins | 16 | 5 | 57 | 35 | 22 | 4 | 24 | 1.0 | 9.0 | 1 | 0 | 0 | 0 | 1 | 0 | 1 | 0 | 0 | 7 | 5 | 2 | 0 | 0 | 0 | 0 | | | |
| 2017 | Dolphins | 6 | 0 | 0 | 0 | 0 | 0 | 0 | 0.0 | 0.0 | 0 | 0 | 0 | 0 | 0 | 0 | 0 | 0 | 0 | 1 | 1 | 0 | 0 | 0 | 0 | 0 | | | |
| 2018 | Jets | 16 | 4 | 28 | 18 | 10 | 1 | 9 | 1.5 | 12.0 | 4 | 0 | 0 | 0 | 0 | 0 | 0 | 0 | 0 | 11 | 8 | 3 | 0 | 0 | 0 | 0 | | | |
| 2019 | Jets | 12 | 12 | 72 | 42 | 30 | 6 | 23 | 3.0 | 18.0 | 8 | 2 | 13 | 9 | 0 | 5 | 0 | 0 | 0 | 3 | 2 | 1 | 0 | 0 | 0 | 0 | | | |
| 2020 | Jets | 16 | 16 | 131 | 89 | 42 | 6 | 16 | 2.0 | 14.0 | 4 | 0 | 0 | 0 | 0 | 4 | 1 | 1 | 0 | 17 | 3 | 2 | 1 | 0 | 0 | 0 | | | |
| 2021 | Texans | 17 | 5 | 51 | 32 | 19 | 1 | 3 | 0.0 | 0.0 | 1 | 0 | 0 | 0 | 0 | 0 | 0 | 0 | 0 | 9 | 5 | 4 | 0 | 0 | 0 | 0 | | | |
| 2022 | Texans | 6 | 0 | 3 | 3 | 0 | 1 | 2 | 0.0 | 0.0 | 0 | 0 | 0 | 0 | 0 | 0 | 0 | 0 | 0 | 2 | 2 | 0 | 0 | 0 | 0 | 0 | | | |
| NFL TOTALS | | 105 | 44 | 374 | 241 | 133 | 22 | 85 | 7.5 | 53.0 | 19 | 3 | 13 | 9 | 0 | 13 | 1 | 2 | 0 | 17 | 43 | 30 | 13 | 0 | 0 | 0 | 0 | | |

NEVILLE HEWITT'S NFL POSTSEASON DEFENSIVE STATISTICS

| DATE | TEAM | GP | GS | TACKLES | | | | | | | | INTERCEPTIONS | | | | | | FUMBLES | | | | ST | | | | | MISC | |
|------------|----------|----|----|---------|---|---|-----|-----|-----|-----|-----|---------------|-----|----|----|----|----|---------|----|-----|----|----|---|----|----|---|------|--|
| | | | | TK | S | A | TFL | YDS | SK | YDS | QBH | NO | YDS | LG | TD | PD | FF | FR | TD | YDS | TK | S | A | FF | FR | S | A | |
| 2016 | Dolphins | 1 | 0 | 5 | 3 | 2 | 0 | 0 | 0.0 | 0.0 | 0 | 0 | 0 | 0 | 0 | 0 | 0 | 0 | 0 | 0 | 0 | 0 | 0 | 0 | 0 | | | |
| NFL TOTALS | | 1 | 0 | 5 | 3 | 2 | 0 | 0 | 0.0 | 0.0 | 0 | 0 | 0 | 0 | 0 | 0 | 0 | 0 | 0 | 0 | 0 | 0 | 0 | 0 | 0 | | | |

SINGLE-GAME HIGHS: DEFENSIVE

| | | | |
|--------------------------|---|---|--|
| Total Tackles | 13 vs. Buffalo Bills, Oct 25, 2020 | Tackles For Loss | 2 at Seattle Seahawks, Dec 13, 2020 |
| Solo Tackles | 10 vs. Buffalo Bills, Oct 25, 2020 | | ...1 more at 2. |
| Sacks | 1.0 vs. Las Vegas Raiders, Dec 06, 2020 | Interceptions | 1 at Washington Redskins, Nov 17, 2019 |
| | ...6 more at 1.0. | | ...2 more at 1. |
| Passes Defensed | 2 vs. Cleveland Browns, Dec 27, 2020 | Interception Return Yards | 9 at Washington Redskins, Nov 17, 2019 |
| Forced Fumbles | 1 vs. Miami Dolphins, Nov 29, 2020 | Special Teams Tackles | 3 vs. New York Jets, Oct 04, 2015 |
| Fumble Recoveries | 1 vs. Miami Dolphins, Nov 29, 2020 | Longest Opponent's Fumble Return | 17 vs. Miami Dolphins, Nov 29, 2020 |
| | ...1 more at 1. | | |

SINGLE-GAME HIGHS - POSTSEASON: DEFENSIVE

| | | | |
|----------------------|--|---------------------|--|
| Total Tackles | 5 at Pittsburgh Steelers, Jan 08, 2017 | Solo Tackles | 3 at Pittsburgh Steelers, Jan 08, 2017 |
|----------------------|--|---------------------|--|



2022 GAME-BY-GAME REGULAR-SEASON STATISTICS (TEXANS)

| W | DATE | OPPONENT | P/S | TACKLES | | | | | | | | INTERCEPTIONS | | | | | FUMBLES | | | | ST | | | | MISC | | W/L | SCORE |
|-------------|-------|------------|-----|---------|---|---|-----|-----|-----|-----|-----|---------------|-----|----|----|----|---------|----|----|-----|----|---|---|----|-------|-------|-------|-------|
| | | | | TK | S | A | SK | YDS | TFL | YDS | QBH | NO | YDS | LG | TD | PD | FF | FR | TD | YDS | TK | S | A | FF | FR | S | | |
| 01 | 09/11 | Colts | P | 0 | 0 | 0 | 0.0 | 0.0 | 0 | 0 | 0 | 0 | 0 | 0 | 0 | 0 | 0 | 0 | 0 | 1 | 1 | 0 | 0 | 0 | 0 | T | 20-20 | |
| 02 | 09/18 | at Broncos | P | 0 | 0 | 0 | 0.0 | 0.0 | 0 | 0 | 0 | 0 | 0 | 0 | 0 | 0 | 0 | 0 | 0 | 0 | 0 | 0 | 0 | 0 | L | 9-16 | | |
| 03 | 09/25 | at Bears | P | 0 | 0 | 0 | 0.0 | 0.0 | 0 | 0 | 0 | 0 | 0 | 0 | 0 | 0 | 0 | 0 | 1 | 1 | 0 | 0 | 0 | 0 | L | 20-23 | | |
| 04 | 10/02 | Chargers | P | 0 | 0 | 0 | 0.0 | 0.0 | 0 | 0 | 0 | 0 | 0 | 0 | 0 | 0 | 0 | 0 | 0 | 0 | 0 | 0 | 0 | 0 | L | 24-34 | | |
| 05 | 10/09 | at Jaguars | P | 3 | 3 | 0 | 0.0 | 0.0 | 1 | 2 | 0 | 0 | 0 | 0 | 0 | 0 | 0 | 0 | 0 | 0 | 0 | 0 | 0 | 0 | W | 13-6 | | |
| 07 | 10/23 | at Raiders | P | 0 | 0 | 0 | 0.0 | 0.0 | 0 | 0 | 0 | 0 | 0 | 0 | 0 | 0 | 0 | 0 | 0 | 0 | 0 | 0 | 0 | 0 | L | 20-38 | | |
| 2022 TOTALS | | | 6-0 | 3 | 3 | 0 | 0.0 | 0.0 | 1 | 2 | 0 | 0 | 0 | 0 | 0 | 0 | 0 | 0 | 2 | 2 | 0 | 0 | 0 | 0 | 1-4-1 | | | |



KURT
HINISH

93
DEFENSIVE LINEMAN

Ht: 6-2

DOB: 4/27/1999

Texans Season: R NFL Season: R

Acquired: CFA-'22

Wt: 300

College: Notre Dame

TRANSACTIONS: Signed by the Houston Texans as a college free agent on May 13, 2022.

2022 (Houston 5/0):

- Has six tackles (two solo) and one tackle for loss on the season so far
- Made his NFL debut and notched one tackle vs. Indianapolis (9/11)

COLLEGE:

- Played five seasons (2017-21) at the University of Notre Dame in South Bend, Ind., where he played in 61 games (35 starts) and amassed 81 tackles (42 solo), 20 tackles for loss, 7.5 sacks and one forced fumble

2021 (Notre Dame):

- Started all 11 games he appeared in as a fifth-year senior and totaled 28 tackles (15 solo), 2.0 sacks and 5.5 tackles for loss
- Opened the season with a sack at Florida State (9/5)
- Registered five tackles (one solo) and 1.5 tackles for loss at Virginia Tech (10/9)
- Logged a season-high 10 tackles (eight solo), 1.0 sack and two tackles for loss vs. Navy (11/6)
- Made three tackles (two solo) and one tackle for loss in the Fiesta Bowl vs. Oklahoma State (1/1/22)

2020 (Notre Dame):

- Appeared in all 12 games (11 starts) as a senior and finished with 19 tackles (13 solo), 2.0 sacks and 7.5 tackles for loss
- Earned All-ACC honorable mention recognition by the Associated Press
- Posted two tackles, 1.0 sack and two tackles for loss in the season opener vs. Duke (9/12)
- Logged three tackles, one tackle for loss and one quarterback hit vs. Clemson (11/7)
- Selected to the PFF National Team of the Week after posting three tackles at North Carolina (11/27)
- Totaled two tackles and half a tackle for loss in the ACC

Championship vs. Clemson (12/19)

- Made two tackles in the CFP Semifinal at the Rose Bowl Game vs. Alabama (1/1/21)

2019 (Notre Dame):

- Started all 13 games and totaled 15 tackles, 2.0 sacks, 4.5 tackles for loss and one quarterback hit as a junior
- Recorded a sack in the season-opening victory at Louisville (9/2)
- Notched three tackles (one solo), 0.5 sack and two tackles for loss vs. Virginia (9/28)
- Forced a fumble and finished with one tackle and 0.5 sack vs. USC (10/12)

2018 (Notre Dame):

- Played in all 13 games as a sophomore and amassed 13 tackles and 1.5 sacks
- Made 1.5 sacks, 1.5 tackles for loss and three tackles (two solo) in the win vs. Syracuse (11/17)

2017 (Notre Dame):

- Played 12 games as a freshman and notched eight tackles and half a tackle for loss
- Recorded a season-high three tackles and half a tackle for loss vs. USC (10/21)

PERSONAL:

- Attended Central Catholic High School in Pittsburgh, Pa., where he registered 27 tackles and 3.0 sacks as a senior in 2016, leading his team to a 14-2 record and the 2016 Pennsylvania Interscholastic Athletic Association Class-A state championship game
- Helped Central Catholic to a 15-1 mark and 2015 Pennsylvania Interscholastic Athletic Association Class-A state championship, recording 32 tackles as a junior
- Named 2016 first team Pennsylvania Football Writers All-State
- Earned Pittsburgh Post-Gazette Fabulous 22 recognition
- Selected to the Pittsburgh Tribune-Review Terrific 25
- Rated as the No. 26 defensive tackle in the nation by ESPN



KURT HINISH'S NFL REGULAR SEASON DEFENSIVE STATISTICS

| DATE | TEAM | GP | GS | TACKLES | | | | | | | | INTERCEPTIONS | | | | | | FUMBLES | | | | | ST | | | | | MISC | |
|------------|--------|----|----|---------|---|---|-----|-----|-----|-----|-----|---------------|-----|----|----|----|----|---------|----|-----|----|---|----|----|----|---|---|------|---|
| | | | | TK | S | A | TFL | YDS | SK | YDS | QBH | NO | YDS | LG | TD | PD | FF | FR | TD | YDS | TK | S | A | FF | FR | S | A | | |
| 2022 | Texans | 5 | 0 | 6 | 2 | 4 | 1 | 0 | 0.0 | 0.0 | 0 | 0 | 0 | 0 | 0 | 0 | 0 | 0 | 0 | 0 | 0 | 0 | 0 | 0 | 0 | 0 | 0 | 0 | 0 |
| NFL TOTALS | | 5 | 0 | 6 | 2 | 4 | 1 | 0 | 0.0 | 0.0 | 0 | 0 | 0 | 0 | 0 | 0 | 0 | 0 | 0 | 0 | 0 | 0 | 0 | 0 | 0 | 0 | 0 | 0 | 0 |

SINGLE-GAME HIGHS: DEFENSIVE

Total Tackles 2 vs. Los Angeles Chargers, Oct 02, 2022
...1 more at 2.

Tackles For Loss 1 at Denver Broncos, Sep 18, 2022

Solo Tackles 1 at Denver Broncos, Sep 18, 2022

2022 GAME-BY-GAME REGULAR-SEASON STATISTICS (TEXANS)

| | | | TACKLES | | | | | | | | | | | | | | | | | INTERCEPTIONS | | | | | | | FUMBLES | | | | | | | ST | | | | | MISC | | | | |
|-------------|-------|------------|---------|----------|---|---|-----|-----|-----|-----|-----|----|-----|----|----|----|----|----|----|---------------|----|---|---|----|----|---|---------|-------|-------|-------|--|--|--|----|--|--|--|--|------|--|--|--|--|
| W | DATE | OPPONENT | P/S | TK | S | A | SK | YDS | TFL | YDS | QBH | NO | YDS | LG | TD | PD | FF | FR | TD | YDS | TK | S | A | FF | FR | S | A | W/L | SCORE | | | | | | | | | | | | | | |
| 01 | 09/11 | Colts | P | 1 | 0 | 1 | 0.0 | 0.0 | 0 | 0 | 0 | 0 | 0 | 0 | 0 | 0 | 0 | 0 | 0 | 0 | 0 | 0 | 0 | 0 | 0 | 0 | 0 | T | 20-20 | | | | | | | | | | | | | | |
| 02 | 09/18 | at Broncos | P | 2 | 1 | 1 | 0.0 | 0.0 | 1 | 0 | 0 | 0 | 0 | 0 | 0 | 0 | 0 | 0 | 0 | 0 | 0 | 0 | 0 | 0 | 0 | 0 | 0 | L | 9-16 | | | | | | | | | | | | | | |
| 03 | 09/25 | at Bears | | INACTIVE | | | | | | | | | | | | | | | | | | | | | | | | | L | 20-23 | | | | | | | | | | | | | |
| 04 | 10/02 | Chargers | P | 2 | 0 | 2 | 0.0 | 0.0 | 0 | 0 | 0 | 0 | 0 | 0 | 0 | 0 | 0 | 0 | 0 | 0 | 0 | 0 | 0 | 0 | 0 | 0 | L | 24-34 | | | | | | | | | | | | | | | |
| 05 | 10/09 | at Jaguars | P | 0 | 0 | 0 | 0.0 | 0.0 | 0 | 0 | 0 | 0 | 0 | 0 | 0 | 0 | 0 | 0 | 0 | 0 | 0 | 0 | 0 | 0 | 0 | 0 | 0 | W | 13-6 | | | | | | | | | | | | | | |
| 07 | 10/23 | at Raiders | P | 1 | 1 | 0 | 0.0 | 0.0 | 0 | 0 | 0 | 0 | 0 | 0 | 0 | 0 | 0 | 0 | 0 | 0 | 0 | 0 | 0 | 0 | 0 | 0 | 0 | L | 20-38 | | | | | | | | | | | | | | |
| 2022 TOTALS | | | 5-0 | 6 | 2 | 4 | 0.0 | 0.0 | 1 | 0 | 0 | 0 | 0 | 0 | 0 | 0 | 0 | 0 | 0 | 0 | 0 | 0 | 0 | 0 | 0 | 0 | 0 | 1-4-1 | | | | | | | | | | | | | | | |



O.J.
HOWARD

83
TIGHT END

Ht: 6-6

DOB: 11/19/1994

Texans Season:

Acquired: FA-'22

Wt: 251

College: Alabama

NFL Season: 6

TRANSACTIONS: Selected in the first round (19th overall) of the 2017 NFL Draft by the Tampa Bay Buccaneers...Placed on Reserve/Injured on 10/20/17 by the Buccaneers...Placed on Reserve/Injured on 11/21/18 by the Buccaneers...Placed on Reserve/Injured on 10/6/20 by the Buccaneers...Signed with the Buffalo Bills on 3/18/22...Signed by the Houston Texans on 9/2/22.

CAREER

- ✎ Super Bowl LV Champion
- ✎ Has started 51-of-65 career games, catching 124 passes for 1,809 yards (14.6 avg.) and 17 touchdowns

2022 (Houston 6/5):

- ✎ Has caught five passes for 72 yards (14.4 avg.) and two touchdowns during the season
- ✎ Caught two touchdowns in Week 1 vs. Indianapolis (9/11), becoming the the third tight end in NFL history to catch two or more touchdown passes in their first game with a new team (Alex Smith - TB, 2005/Jared Cook - STL, 2013)
- ✎ Brought in two passes for 27 yards (13.5 avg.) vs. the Los Angeles Chargers (10/2)

2021 (Tampa Bay 17/9):

- ✎ Played in a career high 17 games catching 14 passes for 135 yards and a touchdown
- ✎ Caught six passes for 49 yards and a touchdown against the Eagles (10/14)

2020 (Tampa Bay 4/1):

- ✎ Had four receptions for 36 yards and one touchdown at New Orleans (9/13). The touchdown reception came from Tom Brady - the first touchdown pass from Brady as a Buccaneer
- ✎ Hauled in an 11-yard reception against Carolina (9/20)
- ✎ Caught three passes for 49 yards (16.3 avg.) at Denver (9/27)
- ✎ Against L.A. Chargers (10/4), caught three passes for 50 yards and a touchdown before exiting the game with an Achilles injury

2019 (Tampa Bay 14/14):

- ✎ Caught a career high 34 passes for 459 yards and one

touchdown

- ✎ Had three games of recording at least 60 receiving yards: 73 vs. Indianapolis (12/8), 66 vs. New York Giants (9/22), 61 at Jacksonville (12/1)

- ✎ Lone touchdown came against Arizona (11/10)

2018 (Tampa Bay 10/8)

- ✎ Brought in 34 passes for a career high 565 receiving yards and five touchdowns
- ✎ Recorded at least 50 yards receiving in eight of his 10 games played, highlighted by a 96-yard receiving effort against Philadelphia (9/16), which included a score
- ✎ Was put on Reserve/Injured following Week 10

2017 (Tampa Bay 14/14):

- ✎ During his rookie season, Howard caught 26 passes for 432 receiving yards and career high six touchdowns
- ✎ Brought in two touchdown passes in Week 6 against Buffalo (10/22)
- ✎ Posted a career high receiving effort against Buffalo (10/22)

COLLEGE:

- ✎ Played in 57 games, with 37 starts, including 28 of the final 30 of his collegiate career
- ✎ Finished his career with 114 receptions for 1,726 yards and seven touchdowns
- ✎ In two College Football Playoff National Championship Games against Clemson, totaled nine receptions for 314 yards and three touchdowns.
- ✎ A first-team All-American selection by Pro Football Focus and a third-team selection by the Associated Press, as a senior (2016), Howard started 13-of-15 games, recording 45 catches for 595 yards and three touchdowns.

PERSONAL:

- ✎ Attended Autauga Academy (Prattville, Alabama)
- ✎ Participated in the 2013 Under Armour All-America Game
- ✎ Top tight end prospect in the country, rated as a five-star prospect and the No. 7 prospect nationally in the Rivals 100
- ✎ Born O'Terrius Jabari Howard on November 19, 1994.



O.J. HOWARD'S NFL REGULAR SEASON RUSHING/RECEIVING STATISTICS

| DATE | TEAM | GP | GS | RECEIVING | | | | | RUSHING | | | | |
|------------|------------|----|----|-----------|-------|------|-----|----|---------|------|------|----|----|
| | | | | NO. | YDS. | AVG. | LG | TD | NO. | YDS. | AVG. | LG | TD |
| 2017 | Buccaneers | 14 | 14 | 26 | 432 | 16.6 | 58t | 6 | 0 | 0 | 0.0 | 0 | 0 |
| 2018 | Buccaneers | 10 | 8 | 34 | 565 | 16.6 | 75t | 5 | 0 | 0 | 0.0 | 0 | 0 |
| 2019 | Buccaneers | 14 | 14 | 34 | 459 | 13.5 | 33 | 1 | 0 | 0 | 0.0 | 0 | 0 |
| 2020 | Buccaneers | 4 | 1 | 11 | 146 | 13.3 | 33 | 2 | 0 | 0 | 0.0 | 0 | 0 |
| 2021 | Buccaneers | 17 | 9 | 14 | 135 | 9.6 | 21 | 1 | 0 | 0 | 0.0 | 0 | 0 |
| 2022 | Texans | 6 | 5 | 5 | 72 | 14.4 | 22t | 2 | 0 | 0 | 0.0 | 0 | 0 |
| NFL TOTALS | | 65 | 51 | 124 | 1,809 | 14.6 | 75T | 17 | 0 | 0 | 0.0 | 0 | 0 |

O.J. HOWARD'S NFL POSTSEASON RUSHING/RECEIVING STATISTICS

| DATE | TEAM | GP | GS | RECEIVING | | | | | RUSHING | | | | |
|------------|------------|----|----|-----------|------|------|----|----|---------|------|------|----|----|
| | | | | NO. | YDS. | AVG. | LG | TD | NO. | YDS. | AVG. | LG | TD |
| 2020 | Buccaneers | 0 | 0 | 0 | 0 | 0.0 | 0 | 0 | 0 | 0 | 0.0 | 0 | 0 |
| 2021 | Buccaneers | 2 | 1 | 2 | 10 | 5.0 | 7 | 0 | 0 | 0 | 0.0 | 0 | 0 |
| NFL TOTALS | | 2 | 1 | 2 | 10 | 5.0 | 7 | 0 | 0 | 0 | 0.0 | 0 | 0 |

O.J. HOWARD'S NFL REGULAR SEASON RETURN STATISTICS

| DATE | TEAM | RET. | KICKOFF RETURNS | | | | | PUNT RETURNS | | | | |
|------------|------------|------|-----------------|------|----|----|-----|--------------|------|------|----|----|
| | | | YDS. | AVG. | LG | TD | NO. | FC | YDS. | AVG. | LG | TD |
| 2017 | Buccaneers | 0 | 0 | 0.0 | 0 | 0 | 0 | 0 | 0 | 0.0 | 0 | 0 |
| 2018 | Buccaneers | 0 | 0 | 0.0 | 0 | 0 | 0 | 0 | 0 | 0.0 | 0 | 0 |
| 2019 | Buccaneers | 0 | 0 | 0.0 | 0 | 0 | 0 | 0 | 0 | 0.0 | 0 | 0 |
| 2020 | Buccaneers | 0 | 0 | 0.0 | 0 | 0 | 0 | 0 | 0 | 0.0 | 0 | 0 |
| 2021 | Buccaneers | 0 | 0 | 0.0 | 0 | 0 | 0 | 0 | 0 | 0.0 | 0 | 0 |
| 2022 | Texans | 0 | 0 | 0.0 | 0 | 0 | 0 | 0 | 0 | 0.0 | 0 | 0 |
| NFL TOTALS | | 0 | 0 | 0.0 | 0 | 0 | 0 | 0 | 0 | 0.0 | 0 | 0 |

O.J. HOWARD'S NFL POSTSEASON RETURN STATISTICS

| DATE | TEAM | RET. | KICKOFF RETURNS | | | | | PUNT RETURNS | | | | |
|------------|------------|------|-----------------|------|----|----|-----|--------------|------|------|----|----|
| | | | YDS. | AVG. | LG | TD | NO. | FC | YDS. | AVG. | LG | TD |
| 2020 | Buccaneers | 0 | 0 | 0.0 | 0 | 0 | 0 | 0 | 0 | 0.0 | 0 | 0 |
| 2021 | Buccaneers | 0 | 0 | 0.0 | 0 | 0 | 0 | 0 | 0 | 0.0 | 0 | 0 |
| NFL TOTALS | | 0 | 0 | 0.0 | 0 | 0 | 0 | 0 | 0 | 0.0 | 0 | 0 |

SINGLE-GAME HIGHS: RECEIVING

Receptions 6 at Philadelphia Eagles, Oct 14, 2021
...2 more at 6.

Receiving Yards 98 at Buffalo Bills, Oct 22, 2017

Receiving Average 32.0 vs. Philadelphia Eagles, Sep 16, 2018

Longest Receptions 75t vs. Philadelphia Eagles, Sep 16, 2018

Receiving TDs 2 vs. Indianapolis Colts, Sep 11, 2022
...2 more at 2.

All-Purpose Yards 98 at Buffalo Bills, Oct 22, 2017

Most TDs 2 vs. Indianapolis Colts, Sep 11, 2022
...2 more at 2.

Miscellaneous Tackles 2 vs. San Francisco 49ers, Sep 08, 2019
...1 more at 2.

SINGLE-GAME HIGHS - POSTSEASON: RECEIVING

Receptions 1 vs. Los Angeles Rams, Jan 23, 2022
...1 more at 1.

Receiving Yards 7 vs. Los Angeles Rams, Jan 23, 2022

Longest Receptions 7 vs. Los Angeles Rams, Jan 23, 2022

All-Purpose Yards 7 vs. Los Angeles Rams, Jan 23, 2022



2022 GAME-BY-GAME REGULAR-SEASON STATISTICS (TEXANS)

| W | DATE | OPPONENT | P/S | RECEIVING | | | | | RUSHING | | | | | W/L/ T | SCORE |
|-------------|-------|------------|-----|-----------|------|------|----|----|---------|------|------|----|----|-----------|-------|
| | | | | NO. | YDS. | AVG. | LG | TD | NO. | YDS. | AVG. | LG | TD | | |
| 01 | 09/11 | Colts | P | 2 | 38 | 19.0 | 22 | 2 | 0 | 0 | 0.0 | 0 | 0 | T | 20-20 |
| 02 | 09/18 | at Broncos | S | 1 | 7 | 7.0 | 7 | 0 | 0 | 0 | 0.0 | 0 | 0 | L | 9-16 |
| 03 | 09/25 | at Bears | S | 0 | 0 | 0.0 | 0 | 0 | 0 | 0 | 0.0 | 0 | 0 | L | 20-23 |
| 04 | 10/02 | Chargers | S | 2 | 27 | 13.5 | 22 | 0 | 0 | 0 | 0.0 | 0 | 0 | L | 24-34 |
| 05 | 10/09 | at Jaguars | S | 0 | 0 | 0.0 | 0 | 0 | 0 | 0 | 0.0 | 0 | 0 | W | 13-6 |
| 07 | 10/23 | at Raiders | S | 0 | 0 | 0.0 | 0 | 0 | 0 | 0 | 0.0 | 0 | 0 | L | 20-38 |
| 2022 TOTALS | | | 6-5 | 5 | 72 | 14.4 | 22 | 2 | 0 | 0 | 0.0 | 0 | 0 | 1-4-1 | |

2021 GAME-BY-GAME POSTSEASON STATISTICS (BUCCANEERS)

| W | DATE | OPPONENT | P/S | RECEIVING | | | | | RUSHING | | | | | W/L | SCORE |
|-------------|-------|----------|-----|-----------|------|------|----|----|---------|------|------|----|----|-----|-------|
| | | | | NO. | YDS. | AVG. | LG | TD | NO. | YDS. | AVG. | LG | TD | | |
| 01 | 01/16 | Eagles | P | 1 | 3 | 3.0 | 3 | 0 | 0 | 0 | 0.0 | 0 | 0 | W | 31-15 |
| 02 | 01/23 | Rams | S | 1 | 7 | 7.0 | 7 | 0 | 0 | 0 | 0.0 | 0 | 0 | L | 27-30 |
| 2021 TOTALS | | | 2-1 | 2 | 10 | 5.0 | 7 | 0 | 0 | 0 | 0.0 | 0 | 0 | 1-1 | |



TYTUS
HOWARD

71
OFFENSIVE LINEMAN

Ht: 6-5

DOB: 5/23/1996

Texans Season: 4 NFL Season: 4

Acquired: DT-'19

Wt: 322

College: Alabama State

TRANSACTIONS: Selected by the Houston Texans with the 23rd pick in the first round (23rd overall) of the 2019 NFL Draft...Placed on the Reserve/COVID-19 List on Aug. 13, 2021... Activated from the Reserve/COVID-19 List on Aug. 18, 2021...Placed on the Reserve/COVID-19 List on Dec. 23, 2021...Activated from the Reserve/COVID-19 List on Jan. 5, 2022...Fifth-year option exercised by the Texans on May 2, 2022.

HONORS:

- 2019 PFWA All-Rookie Team

2022 (Houston 6/6):

- Has started at right tackle for the first six games of the season
- Blocked for RB Dameon Pierce at Chicago (9/25), helping him garner his first career rushing touchdown
- Helped RB Dameon Pierce rush for 99 yards in the team's first win of the season at Jacksonville (10/2)

2021 (Houston 15/15):

- Started all 15 games he played, a career high, with 11 starts at left guard and four starts at left tackle. Rated as Pro Football Focus' highest-graded pass-blocking tackle among the four weeks he started at left tackle with a grade of 89.9
- Started vs. Jacksonville (9/12) and helped the offense score 37 points, the highest Week 1 point total in franchise history
- Blocked for QB Davis Mills vs. New England (10/10), helping him become the first rookie quarterback in NFL history to finish a game with 300-plus passing yards, three-plus passing touchdowns and a passer rating of 140.0 or higher
- Helped pave the way for a rushing attack that combined for 124 yards on the ground and averaged 4.3 yards per carry at Indianapolis (10/17)
- Blocked for QB Davis Mills vs. the L.A. Rams (10/31) as he threw for 310 yards and completed 29-of-38 passes (76.3 percent), the best completion percentage of his career
- Made his first career start at left tackle, helping pave the way for a rushing attack that totaled 96 yards on 24 attempts, averaging 4.0 yards per carry vs. the N.Y. Jets (11/28)
- Helped protect QB Davis Mills as he threw for a career-high 331 yards vs. Seattle (12/13)
- Blocked for QB Davis Mills as he threw for 209 yards, two

touchdowns and a passer rating of 92.2 in the win at Jacksonville (12/19)

- Helped protect QB Davis Mills vs. Tennessee (1/9/22) as he completed 23-of-33 passes (69.7 percent) for 301 yards, three touchdowns and a passer rating of 128.5

2020 (Houston 14/14):

- Started at right tackle in all 14 games he played in before being placed on the Reserve/Injured list on Dec. 23 and helped the team average an NFL-best 8.31 yards per passing play
- Started at right tackle at Kansas City (9/10) in which the Texans rushed for 5.4 yards per attempt
- Blocked for QB Deshaun Watson at right tackle as Watson threw for 300 passing yards and two touchdowns vs. Minnesota (10/4)
- Started at right tackle vs. Jacksonville (10/11) and helped the Texans record 486 net yards and an average of 8.4 yards per play, which was the third highest average in franchise history
- Started at right tackle as part of an offensive line that did not allow a sack and helped QB Deshaun Watson pass for 344 yards and two touchdowns vs. New England (11/22)
- Blocked for QB Deshaun Watson at right tackle as Watson passed for 318 yards and four passing touchdowns at Detroit (11/26)

2019 (Houston 8/8, 0/0):

- Played in eight games (eight starts) at right tackle before being placed on the Reserve/Injured list on Nov. 30
- Blocked for 396 total net yards of offense vs. Indianapolis (11/21), the Texans eighth game on the season with over 350 total net yards
- Started at right tackle in the win over Jacksonville (11/3) at Wembley Stadium in London as part of an offensive line that paved the way for 216 total rushing yards, the most rushing yards in a single game since Week 12 of the 2018 season vs. Tennessee (281) and the second-most yards in a game under Head Coach Bill O'Brien
- Started at right tackle at Kansas City (10/13) and was part of an offensive line that did not allow a sack on QB Deshaun Watson for a second-consecutive week, the first time the Texans had accomplished the feat since Weeks 1-2 of 2014
- Started at right tackle vs. Atlanta (10/6) and protected QB Deshaun Watson, who threw for 426 yards and five



touchdowns

- ✎ Made his second-career start and first at right tackle, playing every snap in the Week 3 win over the L.A. Chargers (9/22)
- ✎ Started at left guard in his NFL debut vs. Jacksonville (9/15) and played every snap of the Texans' first win of the season

COLLEGE:

- ✎ Played four seasons (2015-18) at Alabama State University in Montgomery, Ala. after redshirting the 2014 campaign
- ✎ Three-year starter and three-year captain along the offensive line
- ✎ Began his career as a walk-on tight end before transitioning to offensive line
- ✎ Started 10 games along the offensive line as a senior in

2018, earning FCS First-Team All-America honors from HERO Sports

- ✎ Played and started all 11 games at tackle in 2017, allowing just one sack
- ✎ Started in seven games on the offensive line in 2016
- ✎ Appeared in eight games with six starts in 2015, helping Alabama State average 373.5 yards per game on offense
- ✎ Redshirted as a freshman in 2014

PERSONAL:

- ✎ Attended Monroe County High School in Monroeville, Ala.
- ✎ Played quarterback in high school and rushed for 315 yards in a single game as a senior
- ✎ Lettered in basketball in high school as well
- ✎ Son of Tyran Rivers and Nathaniel Howard
- ✎ Majored in criminal justice at Alabama State

2022 GAME-BY-GAME REGULAR-SEASON STATISTICS (TEXANS)

| W | DATE | OPPONENT | P/S | W/L/T | SCORE |
|-------------|-------|------------|-----|-------|-------|
| 01 | 09/11 | Colts | S | T | 20-20 |
| 02 | 09/18 | at Broncos | S | L | 9-16 |
| 03 | 09/25 | at Bears | S | L | 20-23 |
| 04 | 10/02 | Chargers | S | L | 24-34 |
| 05 | 10/09 | at Jaguars | S | W | 13-6 |
| 07 | 10/23 | at Raiders | S | L | 20-38 |
| 2022 TOTALS | | | 6-6 | 1-4-1 | |



JERRY
HUGHES

55
DEFENSIVE LINEMAN

Ht: 6-2 Wt: 254
DOB: 8/13/1988 College: TCU
Texans Season: 1 NFL Season: 13
Acquired: FA-'22

TRANSACTIONS: Selected by the Indianapolis Colts in the first round (31st overall) of the 2010 NFL Draft...Traded to the Buffalo Bills on April 29, 2013...Signed a two-year contract extension with the Bills on May 21, 2019...Placed on the non-football injury list on July 28, 2021...Activated from the non-football injury list on Aug. 10, 2021...Signed with the Houston Texans on May 11, 2022.

2022 (Houston 6/6):

- Has 12 tackles (seven solo), 4.0 sacks, three tackles for loss, four quarterback hits, one pass defended, one forced fumble and one interception so far this season
- Made his first start and appearance as a Texan and totaled three tackles (all solo), 2.0 sacks for a loss of 12 yards, one tackle for loss, two quarterback hits, one pass defended and one interception vs. Indianapolis (9/11)
- Became just the third player in Texans history to record an interception, a forced fumble and a sack in the same game and the first player to do it all in the first half

2021 (Buffalo 17/16, 2/2):

- Appeared in 17 games (16 starts) and totaled 18 tackles (eight solo), 2.0 sacks, seven quarterback hits, one tackle for loss, two forced fumbles and three passes defended
- Registered one tackle, 0.5 sack and one quarterback hit at Kansas City (10/10)
- Tallied one tackle, 1.0 sack, two quarterback hits and a forced fumble vs. Miami (10/31)
- Recorded a forced fumble for the second consecutive game at Jacksonville (11/7)
- Had 1.0 sack, one tackle, one tackle for loss and three quarterback hits in two postseason starts

2020 (Buffalo 15/15, 3/3):

- Started all 15 games he appeared in and recorded 29 tackles (19 solo), 4.5 sacks, one interception, three passes defended, 11 quarterback hits, four tackles for loss, two forced fumbles and two fumble recoveries
- Notched two tackles (two solo) and one fumble recovery in the season opener vs. the N.Y. Jets (9/13)
- Recorded his first career interception and six tackles (five solo), 2.0 sacks, one tackle for loss and one forced fumble at the N.Y. Jets (10/25)
- Posted four tackles (one solo), 0.5 sack and two quarterback hits vs. the L.A. Chargers (11/29)
- Registered 2.0 sacks, three tackles, two tackles for loss and two quarterback hits in the AFC Divisional Round vs.

Baltimore (1/16/21)

2019 (Buffalo 16/16, 1/1):

- Started all 16 games and finished with 23 tackles (14 solo), 4.5 sacks, nine quarterback hits and six tackles for loss
- Made three tackles (one solo), 1.5 sacks, two quarterback hits and two passes defended in the season opener at the N.Y. Jets (9/8)
- Registered five tackles (three solo) and one tackle for loss at Tennessee (10/6)
- Notched two tackles (two solo), 1.0 sack, two quarterback hits and one tackle for loss vs. Baltimore (12/8)
- Logged a postseason career-high 3.0 sacks and four tackles in the Wild Card Round at Houston (1/4/20)

2018 (Buffalo 16/16):

- Started all 16 games and totaled 37 tackles (30 solo), a team-leading 7.0 sacks, 18 quarterback hits, a career-high 13 tackles for loss and three forced fumbles
- Notched six tackles, 1.0 sack, three quarterback hits and one tackle for loss vs. the L.A. Chargers (9/16)
- Posted three tackles, 1.5 sacks and three quarterback hits at Houston (10/14)

2017 (Buffalo 16/16, 1/1):

- Started all 16 games and amassed 44 tackles (28 solo), 4.0 sacks, 11 quarterback hits, 12 tackles for loss and one forced fumble
- Registered six tackles (four solo), 2.0 sacks and three tackles for loss at Carolina (9/17)
- Made four tackles (two solo) and two tackles for loss at Kansas City (11/26)
- Posted three tackles in the Wild Card Round at Jacksonville (1/7/18)

2016 (Buffalo 16/15):

- Appeared in all 16 games (15 starts) and finished with 48 tackles (31 solo), 6.0 sacks, 11 quarterback hits, eight tackles for loss and one forced fumble
- Recorded six tackles (five solo) and 2.0 sacks at Baltimore (9/11)
- Logged five tackles (three solo), one quarterback hit and one tackle for loss vs. the N.Y. Jets (9/15)
- Notched three tackles (three solo), 1.0 sack and one tackle for loss at Seattle (11/7)

2015 (Buffalo 16/16):

- Started all 16 games and tied for the team lead with 5.0



sacks, also amassing 52 tackles (37 solo), 12 quarterback hits, eight tackles for loss, two forced fumbles and one fumble recovery

- ✦ Registered three tackles (two solo), 1.0 sack, one forced fumble and one pass defended vs. New England (9/20)
- ✦ Posted three tackles (three solo), four quarterback hits, one tackle for loss, one forced fumble and one fumble recovery vs. Miami (11/8)
- ✦ Made seven tackles (four solo), 1.0 sack, one quarterback hit and two tackles for loss at Washington (12/20)

2014 (Buffalo 16/16):

- ✦ Started all 16 games and recorded career highs in tackles (53 total, 36 solo), sacks (10.0), quarterback hits (20) and forced fumbles (three)
- ✦ Amassed five tackles (three solo), 1.0 sack and one tackle for loss vs. Miami (9/14)
- ✦ Notched five tackles (four solo), 2.0 sacks, three quarterback hits, three tackles for loss and a forced fumble at Detroit (10/5)
- ✦ Logged seven tackles (five solo), 1.0 sack and three quarterback hits vs. New England (10/12)
- ✦ Made four tackles (three solo), 2.0 sacks and three tackles for loss vs. Kansas City (11/9)

2013 (Buffalo 16/1):

- ✦ Appeared in 16 games (one start) and finished with 42 tackles (30 solo), 10.0 sacks, 18 quarterback hits, nine tackles for loss and two forced fumbles
- ✦ Opened the season with three tackles (two solo), 0.5 sack and two quarterback hits vs. New England (9/8)
- ✦ Registered five tackles (two solo), 1.5 sacks and one forced fumble at Cleveland (10/3)
- ✦ Recorded a single-game career-high nine tackles (five solo) in addition to one pass defended vs. Cincinnati (10/13)
- ✦ Finished with four tackles (all solo), 2.0 sacks and two tackles for loss at Pittsburgh (11/10)
- ✦ Posted two tackles (both solo), 2.0 sacks, three quarterback hits and two tackles for loss vs. Atlanta (12/1)

2012 (Indianapolis 16/6, 1/0):

- ✦ Saw action in all 16 games (six starts) and totaled 34 tackles (23 solo), 4.0 sacks, one pass defended, 10 quarterback hits and seven tackles for loss
- ✦ Notched eight tackles (three solo), 1.0 sack, three

quarterback hits and one tackle for loss at the N.Y. Jets (10/14)

- ✦ Logged three tackles (one solo), 1.5 sacks, one quarterback hit and one tackle for loss vs. Cleveland (10/21)
- ✦ Made four tackles (all solo) and one tackle for loss at Kansas City (12/23)

2011 (Indianapolis 12/1):

- ✦ Appeared in 12 games (one start) and recorded nine tackles (four solo), 1.0 sack and one quarterback hit
- ✦ Registered one tackle and his first NFL sack at Tampa Bay (10/3)
- ✦ Posted two tackles (one solo) at Jacksonville (1/1/12)

2010 (Indianapolis 12/0):

- ✦ Played in 12 games and finished with six tackles, one quarterback hit and one tackle for loss
- ✦ Recorded his first career tackle and quarterback hit vs. Houston (11/1)
- ✦ Finished with two tackles vs. Cincinnati (11/14)
- ✦ Logged three tackles (all solo) and one tackle for loss vs. Tennessee (1/2/11)

COLLEGE:

- ✦ Played four seasons (2006-09) at Texas Christian University in Fort Worth, Texas, where he appeared in 49 games (27 starts) and recorded 143 tackles (83 solo), 40.5 tackles for loss, 28.5 sacks, three interceptions, eight forced fumbles and four fumble recoveries
- ✦ Led the Horned Frogs with 16.5 tackles for loss and 11.5 sacks as a senior in 2009. Finished fifth on the team with a collegiate career-high 58 tackles and became the second player in TCU history to become a two-time consensus first-team All-American
- ✦ Registered a career-high 19.5 tackles for loss and 15.0 sacks as a junior (2008)
- ✦ Saw actions in 13 games (one start) and finished with 30 tackles (18 solo), 3.5 tackles for loss and one sack as a sophomore (2007)

PERSONAL:

- ✦ Attended Stephen F. Austin High School in Sugar Land, Texas, where he played running back as a senior and rushed for 1,412 yards and 19 touchdowns
- ✦ Named a unanimous first-team All-District 20-5A selection as a senior
- ✦ Was a three-year letterman in football and baseball



JERRY HUGHES' NFL REGULAR SEASON DEFENSIVE STATISTICS

| DATE | TEAM | GP | GS | TACKLES | | | | | | | | INTERCEPTIONS | | | | | | FUMBLES | | | | ST | | | | MISC | | | | | |
|------------|--------|-----|-----|---------|-----|-----|-----|-----|------|-------|-----|---------------|-----|----|----|----|----|---------|----|-----|----|----|---|----|----|------|---|---|---|---|---|
| | | | | TK | S | A | TFL | YDS | SK | YDS | QBH | NO | YDS | LG | TD | PD | FF | FR | TD | YDS | TK | S | A | FF | FR | S | A | | | | |
| 2010 | Colts | 12 | 0 | 6 | 6 | 0 | 1 | 0 | 0.0 | 0.0 | 1 | 0 | 0 | 0 | 0 | 0 | 0 | 0 | 0 | 0 | 0 | 0 | 0 | 0 | 0 | 0 | 0 | 0 | 0 | 0 | |
| 2011 | Colts | 12 | 1 | 9 | 4 | 5 | 0 | 0 | 1.0 | 5.0 | 1 | 0 | 0 | 0 | 0 | 0 | 0 | 0 | 0 | 0 | 6 | 2 | 4 | 0 | 0 | 0 | 0 | 0 | 0 | 0 | |
| 2012 | Colts | 16 | 6 | 34 | 23 | 11 | 7 | 0 | 4.0 | 18.0 | 10 | 0 | 0 | 0 | 0 | 1 | 0 | 0 | 0 | 0 | 7 | 6 | 1 | 0 | 0 | 0 | 0 | 0 | 0 | 0 | |
| 2013 | Bills | 16 | 1 | 42 | 30 | 12 | 9 | 59 | 10.0 | 65.5 | 18 | 0 | 0 | 0 | 0 | 2 | 2 | 0 | 0 | 0 | 4 | 2 | 2 | 0 | 0 | 0 | 0 | 0 | 0 | 0 | |
| 2014 | Bills | 16 | 16 | 53 | 36 | 17 | 13 | 70 | 10.0 | 64.0 | 20 | 0 | 0 | 0 | 0 | 0 | 3 | 1 | 1 | 18 | 0 | 0 | 0 | 0 | 0 | 0 | 0 | 0 | 0 | 0 | |
| 2015 | Bills | 16 | 16 | 52 | 37 | 15 | 8 | 53 | 5.0 | 63.0 | 12 | 0 | 0 | 0 | 0 | 4 | 2 | 1 | 0 | 2 | 0 | 0 | 0 | 0 | 0 | 0 | 0 | 0 | 0 | 0 | |
| 2016 | Bills | 16 | 15 | 48 | 31 | 17 | 8 | 60 | 6.0 | 56.0 | 11 | 0 | 0 | 0 | 0 | 3 | 1 | 0 | 0 | 0 | 0 | 0 | 0 | 0 | 0 | 0 | 0 | 0 | 0 | 0 | |
| 2017 | Bills | 16 | 16 | 44 | 28 | 16 | 12 | 48 | 4.0 | 24.0 | 11 | 0 | 0 | 0 | 0 | 0 | 1 | 0 | 0 | 0 | 0 | 0 | 0 | 0 | 0 | 0 | 0 | 0 | 0 | 0 | |
| 2018 | Bills | 16 | 16 | 37 | 30 | 7 | 13 | 52 | 7.0 | 42.5 | 18 | 0 | 0 | 0 | 0 | 1 | 3 | 0 | 0 | 0 | 0 | 0 | 0 | 0 | 0 | 0 | 0 | 0 | 0 | 0 | |
| 2019 | Bills | 16 | 16 | 23 | 14 | 9 | 6 | 30 | 4.5 | 27.5 | 9 | 0 | 0 | 0 | 0 | 3 | 0 | 1 | 0 | 11 | 0 | 0 | 0 | 0 | 0 | 0 | 0 | 0 | 0 | 0 | |
| 2020 | Bills | 15 | 15 | 29 | 19 | 10 | 4 | 13 | 4.5 | 20.0 | 11 | 1 | -3 | 0 | 0 | 3 | 2 | 2 | 1 | 21 | 0 | 0 | 0 | 0 | 0 | 0 | 0 | 0 | 0 | 0 | |
| 2021 | Bills | 17 | 16 | 18 | 8 | 10 | 1 | 4 | 2.0 | 8.5 | 7 | 0 | 0 | 0 | 0 | 3 | 2 | 0 | 0 | 0 | 0 | 0 | 0 | 0 | 0 | 0 | 0 | 0 | 0 | 0 | |
| 2022 | Texans | 6 | 6 | 12 | 7 | 5 | 3 | 21 | 4.0 | 28.0 | 4 | 1 | 14 | 14 | 0 | 1 | 1 | 0 | 0 | 0 | 0 | 0 | 0 | 0 | 0 | 0 | 0 | 0 | 0 | 0 | |
| NFL TOTALS | | 190 | 140 | 407 | 273 | 134 | 85 | 410 | 62.0 | 422.0 | 133 | 2 | 11 | 14 | 0 | 21 | 17 | 5 | 2 | 52 | 17 | 10 | 7 | 0 | 0 | 0 | 0 | 0 | 0 | 0 | 0 |

JERRY HUGHES' NFL POSTSEASON DEFENSIVE STATISTICS

| DATE | TEAM | GP | GS | TACKLES | | | | | | | | INTERCEPTIONS | | | | | | FUMBLES | | | | | | ST | | | | | | MISC | | | |
|------------|-------|----|----|---------|----|---|-----|-----|-----|------|-----|---------------|-----|----|----|----|----|---------|----|-----|----|---|---|----|----|---|---|----|----|------|---|--|--|
| | | | | TK | S | A | TFL | YDS | SK | YDS | QBH | NO | YDS | LG | TD | PD | FF | FR | TD | YDS | TK | S | A | FF | FR | S | A | FF | FR | S | A | | |
| 2010 | Colts | 1 | 0 | 0 | 0 | 0 | 0 | 0 | 0.0 | 0.0 | 0 | 0 | 0 | 0 | 0 | 0 | 0 | 0 | 0 | 0 | 0 | 0 | 0 | 0 | 0 | 0 | 0 | 0 | 0 | | | | |
| 2012 | Colts | 1 | 0 | 1 | 1 | 0 | 0 | 0 | 0.0 | 0.0 | 0 | 0 | 0 | 0 | 0 | 0 | 0 | 0 | 0 | 0 | 0 | 0 | 0 | 0 | 0 | 0 | 0 | 0 | 0 | | | | |
| 2017 | Bills | 1 | 1 | 3 | 1 | 2 | 0 | 0 | 0.0 | 0.0 | 0 | 0 | 0 | 0 | 0 | 0 | 0 | 0 | 0 | 0 | 0 | 0 | 0 | 0 | 0 | 0 | 0 | 0 | 0 | | | | |
| 2019 | Bills | 1 | 1 | 4 | 3 | 1 | 3 | 6 | 3.0 | 6.0 | 4 | 0 | 0 | 0 | 0 | 0 | 0 | 0 | 0 | 0 | 0 | 0 | 0 | 0 | 0 | 0 | 0 | 0 | 0 | | | | |
| 2020 | Bills | 3 | 3 | 6 | 5 | 1 | 3 | 15 | 3.0 | 13.0 | 3 | 0 | 0 | 0 | 0 | 0 | 0 | 0 | 0 | 0 | 0 | 0 | 0 | 0 | 0 | 0 | 0 | 0 | 0 | | | | |
| 2021 | Bills | 2 | 2 | 1 | 1 | 0 | 1 | 4 | 1.0 | 4.0 | 3 | 0 | 0 | 0 | 0 | 0 | 0 | 0 | 0 | 0 | 0 | 0 | 0 | 0 | 0 | 0 | 0 | 0 | 0 | | | | |
| NFL TOTALS | | 9 | 7 | 15 | 11 | 4 | 7 | 25 | 7.0 | 23.0 | 10 | 0 | 0 | 0 | 0 | 0 | 0 | 0 | 0 | 0 | 0 | 0 | 0 | 0 | 0 | 0 | 0 | 0 | 0 | | | | |

SINGLE-GAME HIGHS: DEFENSIVE

| | | | |
|--------------------------|--|---|---|
| Total Tackles | 9 vs. Cincinnati Bengals, Oct 13, 2013 | Tackles For Loss | 3 at Green Bay Packers, Sep 30, 2018 |
| Solo Tackles | 5 at New York Jets, Oct 25, 2020 | | ...3 more at 3. |
| | ...5 more at 5. | Interceptions | 1 vs. Indianapolis Colts, Sep 11, 2022 |
| Sacks | 2.0 at Chicago Bears, Sep 25, 2022 | | ...1 more at 1. |
| | ...10 more at 2.0. | Interception Return Yards | 14 vs. Indianapolis Colts, Sep 11, 2022 |
| Passes Defensed | 2 at New York Jets, Sep 08, 2019 | Special Teams Tackles | 3 vs. Green Bay Packers, Oct 07, 2012 |
| | ...1 more at 2. | Longest Opponent's Fumble Return | 21 at Denver Broncos, Dec 19, 2020 |
| Forced Fumbles | 1 vs. Indianapolis Colts, Sep 11, 2022 | | |
| | ...16 more at 1. | | |
| Fumble Recoveries | 1 at Denver Broncos, Dec 19, 2020 | | |
| | ...4 more at 1. | | |

SINGLE-GAME HIGHS - POSTSEASON: DEFENSIVE

| | | | |
|----------------------|-----------------------------------|-------------------------|-------------------------------------|
| Total Tackles | 4 at Houston Texans, Jan 04, 2020 | Sacks | 3.0 at Houston Texans, Jan 04, 2020 |
| Solo Tackles | 3 at Houston Texans, Jan 04, 2020 | Tackles For Loss | 3 at Houston Texans, Jan 04, 2020 |

2022 GAME-BY-GAME REGULAR-SEASON STATISTICS (TEXANS)

| W | DATE | OPPONENT | P/S | TACKLES | | | | | | | INTERCEPTIONS | | | | | FUMBLES | | | | ST | | | | MISC | | W/L | SCORE | | |
|-------------|-------|------------|-----|---------|---|---|-----|------|-----|-----|---------------|----|-----|----|----|---------|----|----|----|-----|----|---|---|------|----|-----|-------|-------|-------|
| | | | | TK | S | A | SK | YDS | TFL | YDS | QBH | NO | YDS | LG | TD | PD | FF | FR | TD | YDS | TK | S | A | FF | FR | | | S | A |
| 01 | 09/11 | Colts | S | 3 | 3 | 0 | 2.0 | 12.0 | 1 | 5 | 2 | 1 | 14 | 14 | 0 | 1 | 1 | 0 | 0 | 0 | 0 | 0 | 0 | 0 | 0 | 0 | 0 | T | 20-20 |
| 02 | 09/18 | at Broncos | S | 1 | 0 | 1 | 0.0 | 0.0 | 0 | 0 | 0 | 0 | 0 | 0 | 0 | 0 | 0 | 0 | 0 | 0 | 0 | 0 | 0 | 0 | 0 | 0 | L | 9-16 | |
| 03 | 09/25 | at Bears | S | 4 | 3 | 1 | 2.0 | 16.0 | 2 | 16 | 2 | 0 | 0 | 0 | 0 | 0 | 0 | 0 | 0 | 0 | 0 | 0 | 0 | 0 | 0 | 0 | L | 20-23 | |
| 04 | 10/02 | Chargers | S | 3 | 1 | 2 | 0.0 | 0.0 | 0 | 0 | 0 | 0 | 0 | 0 | 0 | 0 | 0 | 0 | 0 | 0 | 0 | 0 | 0 | 0 | 0 | 0 | L | 24-34 | |
| 05 | 10/09 | at Jaguars | S | 1 | 0 | 1 | 0.0 | 0.0 | 0 | 0 | 0 | 0 | 0 | 0 | 0 | 0 | 0 | 0 | 0 | 0 | 0 | 0 | 0 | 0 | 0 | 0 | W | 13-6 | |
| 07 | 10/23 | at Raiders | S | 0 | 0 | 0 | 0.0 | 0.0 | 0 | 0 | 0 | 0 | 0 | 0 | 0 | 0 | 0 | 0 | 0 | 0 | 0 | 0 | 0 | 0 | 0 | 0 | L | 20-38 | |
| 2022 TOTALS | | | 6-6 | 12 | 7 | 5 | 4.0 | 28.0 | 3 | 21 | 4 | 1 | 14 | 14 | 0 | 1 | 1 | 0 | 0 | 0 | 0 | 0 | 0 | 0 | 0 | 0 | 1-4-1 | | |



2021 GAME-BY-GAME POSTSEASON STATISTICS (BILLS)

| | | | TACKLES | | | | | | | | INTERCEPTIONS | | | | | FUMBLES | | | | ST | | | | MISC | | | | | |
|-------------|-------|-----------|---------|----|---|---|-----|-----|-----|-----|---------------|----|-----|----|----|---------|----|----|----|-----|----|---|---|------|----|---|---|-----|--------|
| W | DATE | OPPONENT | P/S | TK | S | A | SK | YDS | TFL | YDS | QBH | NO | YDS | LG | TD | PD | FF | FR | TD | YDS | TK | S | A | FF | FR | S | A | W/L | SCORE |
| 01 | 01/15 | Patriots | S | 1 | 1 | 0 | 1.0 | 4.0 | 1 | 4 | 1 | 0 | 0 | 0 | 0 | 0 | 0 | 0 | 0 | 0 | 0 | 0 | 0 | 0 | 0 | 0 | 0 | W | 47-17 |
| 02 | 01/23 | at Chiefs | S | 0 | 0 | 0 | 0.0 | 0.0 | 0 | 0 | 2 | 0 | 0 | 0 | 0 | 0 | 0 | 0 | 0 | 0 | 0 | 0 | 0 | 0 | 0 | 0 | 0 | L | 36-42+ |
| 2021 TOTALS | | | 2-2 | 1 | 1 | 0 | 1.0 | 4.0 | 1 | 4 | 3 | 0 | 0 | 0 | 0 | 0 | 0 | 0 | 0 | 0 | 0 | 0 | 0 | 0 | 0 | 0 | 0 | 1-1 | |

+ - Overtime



TYRON
JOHNSON

18
WIDE RECEIVER

Ht: 6-1

DOB: 1/8/1996

Texans Season: 1

Acquired: CFA-'19

Wt: 193

College: Oklahoma State

NFL Season: 3

TRANSACTIONS: Signed by the Houston Texans as a college free agent on April 27, 2019 and waived on August 31, 2019...Signed to the Buffalo Bills practice squad on September 2, 2019 and released on September 18...Signed to the Texans practice squad on September 23, 2019 and release on September 25...Signed to the Carolina Panthers practice squad on October 2, 2019 and release on October 15...Signed to the Los Angeles Chargers practice squad on December 3, 2019...Signed a futures contract with the Chargers on December 30, 2019...Waived by the Chargers on September 5, 2020 and signed the practice squad the next day...Elevated to the active roster on October 3, 2020 and reverted to the practice squad on October 5...Promoted to the active roster on October 9, 2020...Waived by the Chargers on August 31, 2021...Claimed off waivers by the Jacksonville Jaguars on September 1, 2021...Waived by the Jaguars on November 16...Signed to the Las Vegas Raiders practice squad on November 18, 2021 and promoted to the active roster on January 8, 2022...Released by the Raiders on October 7, 2022 and re-signed to the practice squad...Released by the Raiders on October 22, 2022...Signed to the Houston Texans active roster on October 25, 2022.

2022 (Las Vegas 2/0, Houston 0/0):

Appeared in two games for Las Vegas at the Chargers (9/11) and against Denver (10/2) before being released prior to Week 5

Signed to the Texans active roster prior to Week 8

2021 (Jacksonville 1/0, Las Vegas 5/0):

Appeared in one game for Jacksonville at Houston (9/12), catching two passes for 16 yards, before being released and signed by Las Vegas

Appeared in five games for Las Vegas in the regular season, averaging 19.5 yards on eight kickoff returns

Appeared in one postseason game at Cincinnati (1/15/22), averaging 24.3 yards on three kickoff returns

2020 (Los Angeles Chargers 12/0):

Recorded 20 receptions for 398 yards (19.9 avg) and three touchdowns in 12 appearances

Recorded his first career reception against Tampa Bay (10/3), a 53-yard touchdown pass from rookie quarterback Justin Herbert

Averaged 18.5 yards on six kickoff returns in the regular season

2019 (Houston, Buffalo, Carolina, Chargers):

Signed by the Houston as a college free agent on April 27, 2019 and waived on August 31, 2019

Shuffled to various practice squads around the league, including Buffalo, Houston, Carolina and Los Angeles Chargers

COLLEGE CAREER:

- Played one season at LSU and two seasons at Oklahoma State over his college career, appearing in 27 games and totaling 80 receptions for 1,288 yards (16.1 avg.) and 12 touchdowns. He also added three rushes for 15 yards and a touchdown in his three seasons

2018 (Oklahoma State):

- Started in all 13 games
- Second Team Academic All-Big 12 selection
- Ranked second on the team in receiving after statistically the best season of his career, establishing career highs in receptions (53), receiving yards (845), receiving touchdowns (7) and rushing touchdowns (1)
- Recorded three games of 100+ yards on the season, the second-best mark on the team
- Finished the season strong in the AutoZone Liberty Bowl against Missouri (12/31) with his season-high performance of 142 yards and two touchdowns, his third game of 100+ yards on the season
- Recorded the second game of 100+ yards on the season with his performance of 128 yards and one touchdown at #4 Oklahoma (11/10)
- Posted multiple touchdowns for the second time on the season with three catches for 86 yards and two touchdowns at Kansas (9/29), including a 64-yard touchdown reception, the longest of the season by a Cowboy
- Recorded his first game of 100+ yards on the season vs. South Alabama (9/8) with five catches for 137 yards. Also added the first rushing touchdown of his career on a 1-yard carry

2017 (Oklahoma State):

- Played in 12 games as a reserve receiver, totaling 18 receptions for 293 yards and three touchdowns on the season
- Saw action as a returner on both kickoffs and punts and recorded 264 kick-return yards
- Had a highlight game vs. Oklahoma (11/4), hauling in four catches for a season-high 118 yards and two touchdowns



- ✦ In the season-opener vs. Tulsa (8/31), he pulled in his first target of the season and took it 44 yards for a touchdown

2016 (Oklahoma State):

- ✦ Transferred from LSU following his freshman season and redshirted his sophomore year due to NCAA transfer rules

2015 (LSU):

- ✦ Appeared in nine games as a true freshman at LSU and finished the season with nine receptions for 150 yards (16.7) and two touchdowns
- ✦ Led the team with 83 receiving yards on five catches at Ole Miss (11/21), including one 39-yard TD reception

- ✦ Recorded his first collegiate touchdown on a 61-yard grab vs. Western Kentucky (10/24)

PERSONAL:

- ✦ Attended Warren Easton (La.) High School
- ✦ Racked up 1,589 yards on 94 receptions as a senior, earning him an invitation to the Under Armour All-American Game, a Class 4A All-State Team selection, MaxPreps Medium Schools All-American Team selection, 2014 All-USA First Team by USA TODAY selection
- ✦ Ranked as the No. 11 overall prospect in the nation, No. 2 WR in the nation and No. 1 prospect in Louisiana coming out of high school

TYRON JOHNSON'S NFL REGULAR SEASON RUSHING/RECEIVING STATISTICS

| DATE | TEAM | GP | GS | RECEIVING | | | | | RUSHING | | | | |
|--------------------------------------|----------|----|----|-----------|------|------|----|----|---------|------|------|----|----|
| | | | | NO. | YDS. | AVG. | LG | TD | NO. | YDS. | AVG. | LG | TD |
| 2019 | Bills | 0 | 0 | 0 | 0 | 0.0 | 0 | 0 | 0 | 0 | 0.0 | 0 | 0 |
| 2020 | Chargers | 12 | 0 | 20 | 398 | 19.9 | 55 | 3 | 3 | 17 | 5.7 | 7 | 0 |
| 2021 | Jaguars | 1 | 0 | 2 | 16 | 8.0 | 10 | 0 | 0 | 0 | 0.0 | 0 | 0 |
| Went from Jacksonville to Las Vegas. | | | | | | | | | | | | | |
| 2021 | Raiders | 5 | 0 | 0 | 0 | 0.0 | 0 | 0 | 0 | 0 | 0.0 | 0 | 0 |
| 2021 | TOTAL | 6 | 0 | 2 | 16 | 8.0 | 10 | 0 | 0 | 0 | 0.0 | 0 | 0 |
| 2022 | Raiders | 2 | 0 | 0 | 0 | 0.0 | 0 | 0 | 0 | 0 | 0.0 | 0 | 0 |
| NFL TOTALS | | 20 | 0 | 22 | 414 | 18.8 | 55 | 3 | 3 | 17 | 5.7 | 7 | 0 |

TYRON JOHNSON'S NFL POSTSEASON RUSHING/RECEIVING STATISTICS

| DATE | TEAM | GP | GS | RECEIVING | | | | | RUSHING | | | | |
|------------|---------|----|----|-----------|------|------|----|----|---------|------|------|----|----|
| | | | | NO. | YDS. | AVG. | LG | TD | NO. | YDS. | AVG. | LG | TD |
| 2021 | Raiders | 1 | 0 | 0 | 0 | 0.0 | 0 | 0 | 0 | 0 | 0.0 | 0 | 0 |
| NFL TOTALS | | 1 | 0 | 0 | 0 | 0.0 | 0 | 0 | 0 | 0 | 0.0 | 0 | 0 |

TYRON JOHNSON'S NFL REGULAR SEASON RETURN STATISTICS

| DATE | TEAM | RET. | KICKOFF RETURNS | | | | | PUNT RETURNS | | | | |
|--------------------------------------|----------|------|-----------------|------|----|----|-----|--------------|------|------|----|----|
| | | | YDS. | AVG. | LG | TD | NO. | FC | YDS. | AVG. | LG | TD |
| 2019 | Bills | 0 | 0 | 0.0 | 0 | 0 | 0 | 0 | 0 | 0.0 | 0 | 0 |
| 2020 | Chargers | 6 | 111 | 18.5 | 26 | 0 | 0 | 0 | 0 | 0.0 | 0 | 0 |
| 2021 | Jaguars | 0 | 0 | 0.0 | 0 | 0 | 0 | 0 | 0 | 0.0 | 0 | 0 |
| Went from Jacksonville to Las Vegas. | | | | | | | | | | | | |
| 2021 | Raiders | 8 | 156 | 19.5 | 34 | 0 | 0 | 0 | 0 | 0.0 | 0 | 0 |
| 2021 | TOTAL | 8 | 156 | 19.5 | 34 | 0 | 0 | 0 | 0 | 0.0 | 0 | 0 |
| 2022 | Raiders | 0 | 0 | 0.0 | 0 | 0 | 1 | 0 | 0 | 0.0 | 0 | 0 |
| NFL TOTALS | | 14 | 267 | 19.1 | 34 | 0 | 1 | 0 | 0 | 0.0 | 0 | 0 |

TYRON JOHNSON'S NFL POSTSEASON RETURN STATISTICS

| DATE | TEAM | RET. | KICKOFF RETURNS | | | | | PUNT RETURNS | | | | |
|------------|---------|------|-----------------|------|----|----|-----|--------------|------|------|----|----|
| | | | YDS. | AVG. | LG | TD | NO. | FC | YDS. | AVG. | LG | TD |
| 2021 | Raiders | 3 | 73 | 24.3 | 35 | 0 | 0 | 0 | 0 | 0.0 | 0 | 0 |
| NFL TOTALS | | 3 | 73 | 24.3 | 35 | 0 | 0 | 0 | 0 | 0.0 | 0 | 0 |



SINGLE-GAME HIGHS: RUSHING/RECEIVING

| | | | |
|---------------------------|---|-------------------------------|--|
| Rush Attempts | 2 vs. Jacksonville Jaguars, Oct 25, 2020 | All-Purpose Yards | 77 at New Orleans Saints, Oct 12, 2020 |
| Rushing Yards | 10 vs. Jacksonville Jaguars, Oct 25, 2020 | Kickoff Returns | 4 at Kansas City Chiefs, Dec 12, 2021 ...1 more at 4. |
| Longest Runs | 7 at New Orleans Saints, Oct 12, 2020 | Kickoff Return Yards | 73 at Kansas City Chiefs, Dec 12, 2021 |
| Receptions | 6 vs. Atlanta Falcons, Dec 13, 2020 | Longest Kickoff Return | 34 at Indianapolis Colts, Jan 02, 2022 |
| Receiving Yards | 63 at Buffalo Bills, Nov 29, 2020 | Kickoff Return Average | 18.3 at Kansas City Chiefs, Dec 12, 2021 |
| Receiving Average | 20.3 at Las Vegas Raiders, Dec 17, 2020 | Special Teams Tackles | 1 vs. Los Angeles Chargers, Jan 09, 2022 |
| Longest Receptions | 55 at Buffalo Bills, Nov 29, 2020 | Most TDs | 1 at Las Vegas Raiders, Dec 17, 2020 ...2 more at 1. |
| Receiving TDs | 1 at Las Vegas Raiders, Dec 17, 2020 ...2 more at 1. | Miscellaneous Tackles | 1 vs. New York Jets, Nov 22, 2020 |

SINGLE-GAME HIGHS - POSTSEASON: RUSHING/RECEIVING

| | | | |
|-----------------------------|--|-------------------------------|--|
| All-Purpose Yards | 73 at Cincinnati Bengals, Jan 15, 2022 | Longest Kickoff Return | 35 at Cincinnati Bengals, Jan 15, 2022 |
| Kickoff Returns | 3 at Cincinnati Bengals, Jan 15, 2022 | Kickoff Return Average | 24.3 at Cincinnati Bengals, Jan 15, 2022 |
| Kickoff Return Yards | 73 at Cincinnati Bengals, Jan 15, 2022 | | |

2021 GAME-BY-GAME REGULAR-SEASON STATISTICS (JAGUARS/RAIDERS)

| W | DATE | OPPONENT | P/S | RECEIVING | | | | | RUSHING | | | | | W/L | SCORE |
|--------------------|-------|---------------|------------|-----------|----------|------------|----------|----------|-------------------------------|----------|------------|----------|----------|------------|--------|
| | | | | NO. | YDS. | AVG. | LG | TD | NO. | YDS. | AVG. | LG | TD | | |
| 01 | 09/12 | at Texans | P | 1 | 6 | 6.0 | 6 | 0 | 0 | 0 | 0.0 | 0 | 0 | L | 21-37 |
| 06 | 10/17 | Dolphins | | | | | | | INACTIVE | | | | | W | 23-20 |
| 09 | 11/07 | Bills | | | | | | | INACTIVE | | | | | W | 9-6 |
| | | | | | | | | | Went from Jaguars to Raiders. | | | | | | |
| 11 | 11/21 | Bengals | | | | | | | PRACTICE SQUAD | | | | | L | 13-32 |
| 12 | 11/25 | at Cowboys | | | | | | | PRACTICE SQUAD | | | | | W | 36-33+ |
| 13 | 12/05 | Football Team | | | | | | | PRACTICE SQUAD | | | | | L | 15-17 |
| 14 | 12/12 | at Chiefs | P | 0 | 0 | 0.0 | 0 | 0 | 0 | 0.0 | 0 | 0 | 0 | L | 9-48 |
| 15 | 12/20 | at Browns | P | 0 | 0 | 0.0 | 0 | 0 | 0 | 0.0 | 0 | 0 | 0 | W | 16-14 |
| 16 | 12/26 | Broncos | P | 0 | 0 | 0.0 | 0 | 0 | 0 | 0.0 | 0 | 0 | 0 | W | 17-13 |
| 17 | 01/02 | at Colts | P | 0 | 0 | 0.0 | 0 | 0 | 0 | 0.0 | 0 | 0 | 0 | W | 23-20 |
| 18 | 01/09 | Chargers | P | 0 | 0 | 0.0 | 0 | 0 | 0 | 0.0 | 0 | 0 | 0 | W | 35-32+ |
| 2021 TOTALS | | | 6-0 | 1 | 6 | 6.0 | 6 | 0 | 0 | 0 | 0.0 | 0 | 0 | 7-4 | |

+ - Overtime

2022 GAME-BY-GAME REGULAR-SEASON STATISTICS (RAIDERS)

| W | DATE | OPPONENT | P/S | RECEIVING | | | | | RUSHING | | | | | W/L | SCORE |
|--------------------|-------|-------------|------------|-----------|----------|------------|----------|----------|----------------|------------|----------|----------|----------|------------|--------|
| | | | | NO. | YDS. | AVG. | LG | TD | NO. | YDS. | AVG. | LG | TD | | |
| 01 | 09/11 | at Chargers | P | 0 | 0 | 0.0 | 0 | 0 | 0 | 0.0 | 0 | 0 | 0 | L | 19-24 |
| 02 | 09/18 | Cardinals | | | | | | | DID NOT PLAY | | | | | L | 23-29+ |
| 03 | 09/25 | at Titans | | | | | | | DID NOT PLAY | | | | | L | 22-24 |
| 04 | 10/02 | Broncos | P | 0 | 0 | 0.0 | 0 | 0 | 0 | 0.0 | 0 | 0 | 0 | W | 32-23 |
| 05 | 10/10 | at Chiefs | | | | | | | PRACTICE SQUAD | | | | | L | 29-30 |
| 07 | 10/23 | Texans | | | | | | | NOT ON ROSTER | | | | | W | 38-20 |
| 2022 TOTALS | | | 2-0 | 0 | 0 | 0.0 | 0 | 0 | 0 | 0.0 | 0 | 0 | 0 | 2-4 | |

+ - Overtime

2021 GAME-BY-GAME POSTSEASON STATISTICS (RAIDERS)

| W | DATE | OPPONENT | P/S | RECEIVING | | | | | RUSHING | | | | | W/L | SCORE |
|--------------------|-------|------------|------------|-----------|----------|------------|----------|----------|----------|------------|----------|----------|----------|------------|-------|
| | | | | NO. | YDS. | AVG. | LG | TD | NO. | YDS. | AVG. | LG | TD | | |
| 01 | 01/15 | at Bengals | P | 0 | 0 | 0.0 | 0 | 0 | 0 | 0.0 | 0 | 0 | 0 | L | 19-26 |
| 2021 TOTALS | | | 1-0 | 0 | 0 | 0.0 | 0 | 0 | 0 | 0.0 | 0 | 0 | 0 | 0-1 | |



CAMERON JOHNSTON

11 PUNTER

Ht: 5-11

DOB: 2/24/1992

Texans Season: 2

Acquired: FA-'21

Wt: 194

College: Ohio State

NFL Season: 5

TRANSACTIONS: Signed by the Philadelphia Eagles as a college free agent on May 11, 2017...Waived by the Eagles on Sept. 2, 2017...Signed by the Eagles on Jan. 3, 2018...Re-signed by the Eagles on March 12, 2020...Signed by the Houston Texans as a free agent on March 30, 2021.

2022 (Houston 6/0):

- Has punted 27 times for 1,332 yards (49.3 avg.) and 15 punts inside the 20 so far in 2022

2021 (Houston 17/0):

- Played in all 17 games and punted 88 times for 4,108 yards, both career highs, for an average of 46.7 yards per punt. Also posted a career-high 3,673 net punting yards (41.7 avg.)
- Pinned a franchise-record and career-high 37 punts inside the 20-yard line, finishing with the second-most punts inside the 20 in the NFL in 2021
- Recorded five punts for 251 yards (50.2 avg.) with one punt inside the 20 at Buffalo (10/3)
- Punted five times for 212 yards (42.4 avg.), including a long of 55 yards and four punts inside the 20 at Indianapolis (10/17)
- Logged seven punts for 344 yards (49.1 avg.) with a career-long punt of 69 yards at Arizona (10/24). Pinned a career-high two punts within the 5-yard line
- Punted seven times for 364 yards (52.0 avg.), including a long of 63 yards, and pinned two punts inside the 20 vs. the L.A. Rams (10/31). Set a single-game career high with 362 net punting yards
- Punted seven times for 307 yards (43.9 avg.), including a long of 52 yards, and tied a career high with five punts inside the 20 at Tennessee (11/21)
- Booted five punts for 236 yards (47.2 avg.), including a long of 56 yards vs. the N.Y. Jets (11/28). Notched his sixth consecutive game with multiple kicks within the 20, finishing with two
- Punted six times for 302 yards (50.3 avg.) with a long of 60 yards, pinning one punt inside the 20 vs. Indianapolis (12/5)
- Recorded four punts for 193 yards (48.3 avg.) with a long of 55 yards, pinning three punts inside the 20 at Jacksonville (12/19)
- Booted one punt for 53 yards, marking the first regular-season game appearance of his career with one-or-fewer punts vs. the L.A. Chargers (12/26)

- Punted seven times for 328 yards (46.9 avg.) with a long of 53 yards, pinning one punt inside the 20-yard line at San Francisco (1/2/22). Dropped a 39-yard punt at the 49ers 4-yard line, tying Shane Lechler (2013) for the second-most punts within the 5-yard line through 16 games in Texans history (six)
- Logged five punts for 213 yards (42.6 avg.) with a long of 50 yards vs. Tennessee (1/9/22), pinning four punts inside the 20-yard line

2020 (Philadelphia 16/0):

- Finished fourth in the NFL in both punting yards (3,318) and net punting yards (2,924), while also tying for sixth in the league in punts inside the 20-yard line (26)
- Logged a season-best 53.6 punting average and 50.2 net punting average at Washington (9/13)
- Notched a season-high 307 punt yards on six punts (47.3 avg.) at San Francisco (10/4)
- Tallied three punts inside the 20-yard line at Green Bay (12/6)

2019 (Philadelphia 16/0, 1/0):

- Punted 71 times for 3,292 yards (46.4 avg.) with 28 punts inside the 20-yard line and only four touchbacks on the season
- Recorded eight punts for a season-high 387 yards (48.4 avg.), including a season-long 61-yard punt vs. New England (11/17)
- Posted a career-high five punts inside the 20-yard line vs. the N.Y. Giants (12/9)

2018 (Philadelphia 16/0, 2/0):

- Set single-season franchise records in gross punting average (48.1) and net punting average (42.7). Also ranked third and fourth, respectively, in the NFL in those categories
- Finished tied for fifth in the NFL in punts over 60 yards (five)
- Amassed a season-high 313 punting yards on six punts (52.2 avg.) vs. Atlanta (9/6)
- Logged a season-long 68-yard punt at Tennessee (9/30)
- Appeared in the NFC Divisional Round matchup at New Orleans (1/13/19) and notched five punts for 241 yards (48.2 avg.) with three punts inside the 20-yard line

2017 (Philadelphia 0/0, 0/0):

- Signed by the Eagles as a college free agent and spent the



offseason with the team

COLLEGE:

- Played four seasons (2013-16) at Ohio State University in Columbus, Ohio
- Named Big Ten Eddleman-Fields Punter of the Year and was a second-team All-America selection as a senior (2016) after totaling 57 punts for 2,614 yards (46.7 avg.)
- Earned second-team all-Big Ten Conference in his junior season (2015) after ranking second in the Big Ten in punting average (43.9), punts inside the 20 (26) and 50-plus yard punts (18)

- Led the Big Ten with a 45.1-yard punting average on 48 punts as a sophomore (2014)
- Garnered second-team freshman All-American honors by College Football News in his true freshman season (2013) after leading all Big Ten punters with a 44.0 punting average

PERSONAL:

- Attended St. Joseph's College in Newtown, Australia
- Came out of the Melbourne-based punter/kicker training ground Prokick Australia and was a former Australian Rules football player for Melbourne Football Club

CAMERON JOHNSTON'S NFL REGULAR SEASON PUNTING STATISTICS

| DATE | TEAM | GP | PUNTS | BLK | YDS. | AVG. | LG | TB | IN20 | OPP. RET. | OPP. YDS. | NET YDS. | NET AVG. |
|------------|--------|----|-------|-----|--------|------|----|----|------|-----------|-----------|----------|----------|
| 2017 | Eagles | 0 | 0 | 0 | 0 | 0.0 | 0 | 0 | | 0 | 0 | 0 | 0.0 |
| 2018 | Eagles | 16 | 61 | 0 | 2,937 | 48.1 | 68 | 7 | 24 | 29 | 194 | 2,603 | 42.7 |
| 2019 | Eagles | 16 | 71 | 0 | 3,292 | 46.4 | 61 | 4 | 28 | 32 | 207 | 3,005 | 42.3 |
| 2020 | Eagles | 16 | 71 | 1 | 3,318 | 46.7 | 66 | 6 | 26 | 41 | 274 | 2,924 | 40.6 |
| 2021 | Texans | 17 | 88 | 0 | 4,108 | 46.7 | 69 | 4 | 37 | 45 | 355 | 3,673 | 41.7 |
| 2022 | Texans | 6 | 27 | 0 | 1,332 | 49.3 | 64 | 1 | 15 | 16 | 139 | 1,173 | 43.4 |
| NFL TOTALS | | 71 | 318 | 1 | 14,987 | 47.1 | 69 | 22 | 130 | 163 | 1,169 | 13,378 | 41.9 |

CAMERON JOHNSTON'S NFL POSTSEASON PUNTING STATISTICS

| DATE | TEAM | GP | PUNTS | BLK | YDS. | AVG. | LG | TB | IN20 | OPP. RET. | OPP. YDS. | NET YDS. | NET AVG. |
|------------|--------|----|-------|-----|------|------|----|----|------|-----------|-----------|----------|----------|
| 2018 | Eagles | 2 | 10 | 0 | 467 | 46.7 | 54 | 0 | 4 | 3 | 8 | 459 | 45.9 |
| 2019 | Eagles | 1 | 3 | 0 | 136 | 45.3 | 46 | 0 | 1 | 1 | 5 | 131 | 43.7 |
| NFL TOTALS | | 3 | 13 | 0 | 603 | 46.4 | 54 | 0 | 5 | 4 | 13 | 590 | 45.4 |

SINGLE-GAME HIGHS: PUNTER

| | | | |
|----------------------------|--|------------------------------|--|
| Punts | 8 vs. New York Giants, Dec 09, 2019 ...1 more at 8. | Net Punting Avg | 55.0 at Las Vegas Raiders, Oct 23, 2022 |
| Gross Punting Yards | 387 vs. New York Giants, Dec 09, 2019 ...1 more at 387. | Longest Punts | 69 at Arizona Cardinals, Oct 24, 2021 |
| Gross Punting Avg | 60.5 vs. Los Angeles Rams, Sep 20, 2020 | Inside the 20 | 5 at Chicago Bears, Sep 25, 2022 ...2 more at 5. |
| Net Punting Yards | 362 vs. Los Angeles Rams, Oct 31, 2021 | Special Teams Tackles | 1 vs. Chicago Bears, Nov 03, 2019 ...3 more at 1. |

SINGLE-GAME HIGHS - POSTSEASON: PUNTER

| | | | |
|----------------------------|--|------------------------|--|
| Punts | 5 at New Orleans Saints, Jan 13, 2019 ...1 more at 5. | Net Punting Avg | 46.6 at New Orleans Saints, Jan 13, 2019 |
| Gross Punting Yards | 241 at New Orleans Saints, Jan 13, 2019 | Longest Punts | 54 at New Orleans Saints, Jan 13, 2019 |
| Gross Punting Avg | 48.2 at New Orleans Saints, Jan 13, 2019 | Inside the 20 | 3 at New Orleans Saints, Jan 13, 2019 |
| Net Punting Yards | 233 at New Orleans Saints, Jan 13, 2019 | | |



2022 GAME-BY-GAME REGULAR-SEASON STATISTICS (TEXANS)

| W | DATE | OPPONENT | | PUNTS | BLK | YDS. | AVG. | LG | TB | IN20 | OPP. RET. | OPP. YDS. | NET YDS. | NET AVG. | W/L/ T | SCORE |
|-------------|-------|------------|---|-------|-----|-------|------|----|----|------|--------------|--------------|-------------|-------------|-----------|-------|
| 01 | 09/11 | Colts | P | 7 | 0 | 318 | 45.4 | 52 | 0 | 3 | 5 | 34 | 284 | 40.6 | T | 20-20 |
| 02 | 09/18 | at Broncos | P | 5 | 0 | 268 | 53.6 | 64 | 0 | 2 | 4 | 59 | 209 | 41.8 | L | 9-16 |
| 03 | 09/25 | at Bears | P | 5 | 0 | 242 | 48.4 | 56 | 0 | 5 | 2 | 1 | 241 | 48.2 | L | 20-23 |
| 04 | 10/02 | Chargers | P | 3 | 0 | 156 | 52.0 | 55 | 0 | 1 | 2 | 24 | 132 | 44.0 | L | 24-34 |
| 05 | 10/09 | at Jaguars | P | 6 | 0 | 293 | 48.8 | 58 | 1 | 3 | 2 | 21 | 252 | 42.0 | W | 13-6 |
| 07 | 10/23 | at Raiders | P | 1 | 0 | 55 | 55.0 | 55 | 0 | 1 | 1 | 0 | 55 | 55.0 | L | 20-38 |
| 2022 TOTALS | | | 6 | 27 | 0 | 1,332 | 49.3 | 64 | 1 | 15 | 16 | 139 | 1,173 | 43.4 | 1-4-1 | |



BREVIN
JORDAN

9
TIGHT END

Ht: 6-3

DOB: 7/16/2000

Texans Season: 2 NFL Season: 2

Acquired: D5a-'21

Wt: 245

College: Miami (Fla.)

TRANSACTIONS: Selected by the Houston Texans with the third pick of the fifth round (147th overall) of the 2021 NFL Draft.

2022 (Houston 3/1):

- Has caught three passes for eight yards (2.7 avg.) in two games this season
- Caught one pass for nine yards in the season opener vs. Indianapolis (9/11)
- After missing Week 3-5, Jordan returned at Las Vegas (10/23)

2021 (Houston 9/2):

- Played in nine games (two starts) and caught 20 passes for 178 receiving yards (8.9 avg.) and three touchdowns, tied for the second-most receiving touchdowns by a rookie tight end in Texans history
- Made his first NFL start and appearance vs. the L.A. Rams (10/31) and finished with 41 receiving yards on three catches, including the first touchdown of his career
- Finished with three receptions for 23 yards (7.7 avg.) and a touchdown vs. the N.Y. Jets (11/28). Caught a 13-yard touchdown pass from QB Tyrod Taylor
- Posted 26 receiving yards on four receptions (6.5 avg.) and one touchdown vs. Seattle (12/12). Caught a five-yard touchdown pass from QB Davis Mills
- Caught four passes for a career-high 56 yards (14.0 avg.) with a career-long 27-yard reception vs. the L.A. Chargers (12/26)

COLLEGE:

- Spent three seasons (2018-20) at the University of Miami (Fla.), where he played in 30 games (29 starts) and totaled 1,358 receiving yards on 105 receptions (12.9 avg.) with

13 touchdowns

- As a junior in 2020, named Second Team All-ACC after starting all eight games he played in and finishing second on the team in receptions (38) and receiving yards (576) while also tying for the team lead with seven touchdown receptions
- Was a semifinalist for the John Mackey Award, which honors the nation's top tight end
- Ended his collegiate career with a game-high eight receptions for 96 yards (12.0 avg.) and two receiving touchdowns in the 2020 Cheez-It Bowl against Oklahoma State (12/29)
- As a sophomore in 2019, garnered First Team All-ACC honors after starting all 10 games he played in and posted 35 receptions for 495 receiving yards (14.1 avg.) and two touchdowns
- Named a Mackey Award finalist, which honors the nation's top tight end
- Saw action in 12 games (11 starts) as a true freshman and notched 32 receptions for 287 yards (9.0 avg.) and four receiving touchdowns. Also earned 2018 All-ACC Second Team honors

PERSONAL:

- Attended Bishop Gorman High School in Las Vegas
- His father, Darrell, was drafted by the Atlanta Falcons in the ninth round of the 1990 NFL Draft
- Posted single season career highs in receiving yards (1,111), receptions (63) and touchdowns (13) during his senior year of high school
- Rated as the top-ranked tight end in the country by ESPN.com and 247Sports.com

BREVIN JORDAN'S NFL REGULAR SEASON RUSHING/RECEIVING STATISTICS

| DATE | TEAM | GP | GS | RECEIVING | | | | | RUSHING | | | | |
|------------|--------|----|----|-----------|------|------|----|----|---------|------|------|----|----|
| | | | | NO. | YDS. | AVG. | LG | TD | NO. | YDS. | AVG. | LG | TD |
| 2021 | Texans | 9 | 2 | 20 | 178 | 8.9 | 27 | 3 | 0 | 0 | 0.0 | 0 | 0 |
| 2022 | Texans | 3 | 1 | 3 | 8 | 2.7 | 5 | 0 | 0 | 0 | 0.0 | 0 | 0 |
| NFL TOTALS | | 12 | 3 | 23 | 186 | 8.1 | 27 | 3 | 0 | 0 | 0.0 | 0 | 0 |



SINGLE-GAME HIGHS: RECEIVING

| | | | |
|---------------------------|---|--------------------------|---|
| Receptions | 4 vs. Los Angeles Chargers, Dec 26, 2021 ...1 more at 4. | Receiving TDs | 1 vs. Seattle Seahawks, Dec 12, 2021 ...2 more at 1. |
| Receiving Yards | 56 vs. Los Angeles Chargers, Dec 26, 2021 | All-Purpose Yards | 56 vs. Los Angeles Chargers, Dec 26, 2021 |
| Receiving Average | 14.0 vs. Los Angeles Chargers, Dec 26, 2021 | Most TDs | 1 vs. Seattle Seahawks, Dec 12, 2021 ...2 more at 1. |
| Longest Receptions | 27 vs. Los Angeles Chargers, Dec 26, 2021 | | |

2022 GAME-BY-GAME REGULAR-SEASON STATISTICS (TEXANS)

| W | DATE | OPPONENT | P/S | RECEIVING | | | | | RUSHING | | | | | W/L/T | SCORE |
|-------------|-------|------------|-----|-----------|------|------|-----|----|---------|------|------|----|----|-------|-------|
| | | | | NO. | YDS. | AVG. | LG | TD | NO. | YDS. | AVG. | LG | TD | | |
| 01 | 09/11 | Colts | P | 1 | 5 | 5.0 | 5 | 0 | 0 | 0 | 0.0 | 0 | 0 | T | 20-20 |
| 02 | 09/18 | at Broncos | S | 2 | 3 | 1.5 | 4 | 0 | 0 | 0 | 0.0 | 0 | 0 | L | 9-16 |
| 03 | 09/25 | at Bears | | | | | | | | | | | | L | 20-23 |
| 04 | 10/02 | Chargers | | | | | | | | | | | | L | 24-34 |
| 05 | 10/09 | at Jaguars | | | | | | | | | | | | W | 13-6 |
| 07 | 10/23 | at Raiders | P | 0 | 0 | 0.0 | 0 | 0 | 0 | 0 | 0.0 | 0 | 0 | L | 20-38 |
| 2022 TOTALS | | | | 3-1 | 3 | 8 | 2.7 | 5 | 0 | 0 | 0.0 | 0 | 0 | 1-4-1 | |



DESMOND
KING II

25
DEFENSIVE BACK

Ht: 5-10

DOB: 12/14/1994

Texans Season: 2

Acquired: UFA-'21 (TEN)

Wt: 200

College: Iowa

NFL Season: 6

TRANSACTIONS: Selected by the Los Angeles Chargers with the seventh pick of the fifth round (151st overall) of the 2017 NFL Draft...Traded to the Tennessee Titans on Nov. 2, 2020...Signed by the Houston Texans as an unrestricted free agent on March 30, 2021...Re-signed with the Texans on March 21, 2022.

HONORS:

- AP First Team All-Pro - Defensive Back (2018)
- AP Second Team All-Pro - Punt Returner (2018)
- AFC Defensive Player of the Week (Week 9, 2018)
- AFC Special Teams Player of the Week (Week 13, 2018)

CAREER:

- One of five defensive backs (Malcolm Jenkins, Jordan Poyer, Harrison Smith and Mike Hilton) with at least 8.0 sacks and seven interceptions since 2017
- Became just the sixth player in NFL history and second defensive back (Roy Williams, 2002-03) ever to post multiple pick-sixes and at least four sacks over the first two seasons of his career
- Was one of five players in 2017 (Carlos Dunlap, Cameron Jordan, Ryan Kerrigan and John Simon) to post an interception returned for a touchdown and at least 3.0 sacks

2022 (Houston 6/3):

- Has 29 tackles (25 solo), three tackles for loss, one quarterback hit, seven passes defended and one interception so far this season
 - Notched six total tackles (five solo) and two passes defended vs. Indianapolis (9/11), marking the seventh game of his career with two or more passes defended
 - Caught a punt returned it 31 yards at Chicago (9/25), the longest punt return for the Texans so far this season
- Had a career-high three passes defended and his eighth career interception, returning it for 29 yards to seal the Texans first victory of the season at Jacksonville (10/9)

2021 (Houston 16/12):

- Played in 16 games (12 starts) in his first season as a Texan, totaling a career-high 86 defensive tackles (62 solo) as well as one tackle for loss, three interceptions (tied his career high), six passes defended, one forced fumble and a career-high seven special teams tackles (six solo)
- Led the team with eight tackles (five solo) in his first game as a Texan in the season opener vs. Jacksonville (9/12)
- Started his first game as a Texan at Buffalo (10/3), leading

the team with nine tackles (eight solo), one tackle for loss and his third career forced fumble. His nine tackles in Week 4 were tied for second-most in a single game in his career

- Finished second on the team with eight tackles (five solo) vs. New England (10/10). Tied his career high with a team-leading two special teams tackles
- Posted six total tackles (five solo) and returned four punts for 51 yards (12.8 avg.) at Arizona (10/24)
- Tied for fourth on the team with eight tackles (seven solo) while posting two passes defended and two interceptions (tied for a career high) at Tennessee (11/21)
- Finished tied for second on the team with seven tackles (five solo) vs. Indianapolis (12/5)
- Finished third on the team with five tackles (three solo) vs. Seattle (12/12)
- Recorded seven tackles (all solo), tied for his second-highest total of the season vs. the L.A. Chargers (12/26)
- Tied for third on the team with seven tackles (five solo), also logging one interception, two passes defended and one special teams tackle at San Francisco (1/2/22). Intercepted a pass from QB Trey Lance, tying his career high with three interceptions on the season

2020 (L.A. Chargers 6/3; Tennessee 9/5, 1/0):

- Played six games (three starts) for the Chargers before being traded to the Titans prior to Week 9
- Totaled 54 tackles (39 solo), 2.0 sacks, two passes defended, two tackles for loss, two quarterback hits and a fumble recovery with both the Chargers and Titans
- Notched his first sack of the season for the Chargers vs. Jacksonville (10/25)
- Logged 1.0 sack at Houston (1/3/21)

2019 (L.A. Chargers 15/8):

- Appeared in 15 games (eight starts) and notched 50 total tackles (39 solo), 2.5 sacks, four tackles for loss, four quarterback hits, two passes defended, two fumble recoveries and one forced fumble. Also returned 21 punts for 118 yards (5.6 avg.) with one touchdown and 16 kickoffs for 331 yards (20.7 avg.)
- Posted four total tackles (three solo) and a career-high 2.5 sacks with one forced fumble at Miami (9/29)
- Returned a punt for a 68-yard touchdown vs. Denver (10/6), becoming the eighth player in Chargers history with multiple touchdowns on punt returns in their career



2018 (L.A. Chargers 16/8, 2/2):

- ✦ Earned AP First Team All-Pro honors as a defensive back and Second Team honors as a punt returner
- ✦ Saw action in all 16 games (eight starts) and posted 61 total tackles (46 solo), three interceptions with one returned for a touchdown, 10 passes defended, four tackles for loss, two quarterback hits, two fumble recoveries and one forced fumble
- ✦ Recorded 23 punt returns for 318 yards (13.8 avg.) with one touchdown and 22 kickoff returns for 522 yards (23.7 avg.)
- ✦ Intercepted QB Baker Mayfield twice at Cleveland (10/14) and added three passes defended in the contest
- ✦ Named AFC Defensive Player of the Week after intercepting QB Russell Wilson and returning it 42 yards for the second pick-six of his career at Seattle (11/4)
- ✦ Earned AFC Special Teams Player of the Week honors when he returned a punt 73 yards for a touchdown at Pittsburgh (12/2). Also logged a season-high 10 total tackles (nine solo) and contributed two passes defended in the game
- ✦ Totaled five tackles (three solo), one tackle for loss, one pass defended and one fumble recovery at Kansas City (12/13)
- ✦ Amassed six total tackles (four solo), one tackle for loss, one quarterback hit and a forced fumble at Denver (12/30)
- ✦ Recorded 1.0 sack, one special teams tackle and a 72-yard kickoff return in the Wild Card Round game at Baltimore (1/6/19)

2017 (L.A. Chargers 16/4):

- ✦ Played in 16 games (four starts) and posted 71 total tackles (61 solo), 4.0 sacks, one interception returned for a touchdown, six tackles for loss, six quarterback hits and five passes defended. Also contributed 17 kickoff returns for 353 yards (20.8 avg.)
- ✦ Logged 1.0 sack in consecutive games in Weeks 8 and 10
- ✦ Notched his first career interception when he picked off Cowboys QB Dak Prescott and returned it 90 yards for a touchdown at Dallas (11/23)
- ✦ Tallied six solo tackles, 1.0 sack, three quarterback hits

and two tackles for loss vs. Cleveland (12/3)

- ✦ Made his fourth career start vs. Washington (12/10) and logged a season-high 10 total tackles (seven solo), 1.0 sack, one quarterback hit, one tackle for loss and one pass defended

COLLEGE:

- ✦ Played four seasons (2013-16) at the University of Iowa in Iowa City
- ✦ Was the only Big Ten player in a 20-year stretch with at least 12 interceptions and 1,500 combined return yards
- ✦ Finished his career as one-of-two players in Hawkeyes history with three career interceptions returned for touchdowns
- ✦ Named an AP Second Team All-America selection in his senior season (2016) after starting all 13 games and notching three interceptions and seven pass breakups
- ✦ Earned the Jim Thorpe Award given to the nation's best defensive back in 2015 as a junior when he recorded 72 total tackles (46 solo), a school record eight interceptions, including a pick-six, and 21 pass breakups
- ✦ Garnered honorable mention All-Big Ten honors by league media after starting all 13 games and notching 64 total tackles (42 solo), three interceptions with one returned for a touchdown and five pass breakups as a sophomore (2014)
- ✦ Saw action in all 13 games (12 starts) and posted 69 total tackles (44 solo), eight pass breakups and two recovered fumbles in his true freshman season (2013)

PERSONAL:

- ✦ Attended East English Village Preparatory Academy in Detroit
- ✦ Established a Michigan high school record with 29 career interceptions and set a school record for career rushing yards
- ✦ Rushed for 2,360 yards and scored 33 touchdowns as a senior
- ✦ Was a four-year letterman in track, competing in sprint events and relays
- ✦ Founded the King Kares Foundation in 2017, which provides financial support to underprivileged families in the Detroit area

DESMOND KING II'S NFL REGULAR SEASON DEFENSIVE STATISTICS

| DATE | TEAM | GP | GS | TACKLES | | | | | | | | INTERCEPTIONS | | | | | | FUMBLES | | | | | | ST | | | | | | MISC | |
|---------------------------------------|----------|----|----|---------|-----|----|-----|-----|-----|------|-----|---------------|-----|-----|----|----|----|---------|----|-----|----|----|---|----|----|---|---|---|---|------|--|
| | | | | TK | S | A | TFL | YDS | SK | YDS | QBH | NO | YDS | LG | TD | PD | FF | FR | TD | YDS | TK | S | A | FF | FR | S | A | | | | |
| 2017 | Chargers | 16 | 4 | 71 | 61 | 10 | 6 | 21 | 4.0 | 11.0 | 6 | 1 | 90 | 90t | 1 | 5 | 0 | 0 | 0 | 0 | 5 | 5 | 0 | 0 | 0 | 0 | 0 | 0 | 0 | 0 | |
| 2018 | Chargers | 16 | 8 | 61 | 46 | 15 | 4 | 8 | 0.0 | 0.0 | 2 | 3 | 75 | 42t | 1 | 10 | 0 | 1 | 0 | 0 | 1 | 1 | 0 | 1 | 1 | 0 | 0 | 0 | 0 | | |
| 2019 | Chargers | 15 | 8 | 50 | 39 | 11 | 4 | 12 | 2.5 | 14.0 | 4 | 0 | 0 | 0 | 0 | 2 | 1 | 1 | 0 | 13 | 1 | 1 | 0 | 0 | 1 | 0 | 0 | 0 | 0 | | |
| 2020 | Chargers | 6 | 3 | 23 | 18 | 5 | 0 | 0 | 1.0 | 0.0 | 1 | 0 | 0 | 0 | 0 | 0 | 0 | 0 | 0 | 1 | 1 | 0 | 0 | 0 | 0 | 0 | 0 | 0 | 0 | | |
| Went from L.A. Chargers to Tennessee. | | | | | | | | | | | | | | | | | | | | | | | | | | | | | | | |
| 2020 | Titans | 9 | 5 | 31 | 21 | 10 | 2 | 7 | 1.0 | 2.0 | 1 | 0 | 0 | 0 | 0 | 2 | 0 | 1 | 1 | 63 | 0 | 0 | 0 | 0 | 0 | 0 | 0 | 0 | 0 | | |
| 2020 | TOTAL | 15 | 8 | 54 | 39 | 15 | 2 | 7 | 2.0 | 2.0 | 2 | 0 | 0 | 0 | 0 | 2 | 0 | 1 | 1 | 63 | 1 | 1 | 0 | 0 | 0 | 0 | 0 | 0 | 0 | | |
| 2021 | Texans | 16 | 12 | 86 | 62 | 24 | 1 | 1 | 0.0 | 0.0 | 0 | 3 | 25 | 25 | 0 | 6 | 1 | 0 | 0 | 0 | 7 | 6 | 1 | 0 | 0 | 0 | 0 | 0 | 0 | | |
| 2022 | Texans | 6 | 3 | 29 | 25 | 4 | 3 | 4 | 0.0 | 0.0 | 1 | 1 | 29 | 29 | 0 | 7 | 0 | 0 | 0 | 0 | 0 | 0 | 0 | 0 | 0 | 0 | 0 | 0 | 0 | | |
| NFL TOTALS | | 84 | 43 | 351 | 272 | 79 | 20 | 53 | 8.5 | 27.0 | 15 | 8 | 219 | 90T | 2 | 32 | 2 | 3 | 1 | 76 | 15 | 14 | 1 | 1 | 2 | 0 | 0 | 0 | 0 | | |



DESMOND KING II'S NFL POSTSEASON DEFENSIVE STATISTICS

| DATE | TEAM | GP | GS | TACKLES | | | | | | | | INTERCEPTIONS | | | | | | FUMBLES | | | | ST | | | | | MISC | |
|------------|----------|----|----|---------|----|---|-----|-----|-----|-----|-----|---------------|-----|----|----|----|----|---------|----|-----|----|----|---|----|----|---|------|--|
| | | | | TK | S | A | TFL | YDS | SK | YDS | QBH | NO | YDS | LG | TD | PD | FF | FR | TD | YDS | TK | S | A | FF | FR | S | A | |
| 2018 | Chargers | 2 | 2 | 10 | 6 | 4 | 1 | 1 | 1.0 | 1.0 | 2 | 0 | 0 | 0 | 0 | 0 | 0 | 0 | 0 | 2 | 2 | 0 | 0 | 0 | 0 | 0 | | |
| 2020 | Titans | 1 | 0 | 6 | 5 | 1 | 0 | 0 | 0.0 | 0.0 | 0 | 0 | 0 | 0 | 0 | 0 | 0 | 0 | 0 | 0 | 0 | 0 | 0 | 0 | 0 | | | |
| NFL TOTALS | | 3 | 2 | 16 | 11 | 5 | 1 | 1 | 1.0 | 1.0 | 2 | 0 | 0 | 0 | 0 | 0 | 0 | 0 | 0 | 2 | 2 | 0 | 0 | 0 | 0 | 0 | | |

DESMOND KING II'S NFL REGULAR SEASON RETURN STATISTICS

| DATE | TEAM | RET. | KICKOFF RETURNS | | | | | PUNT RETURNS | | | | |
|---------------------------------------|----------|------|-----------------|------|----|----|-----|--------------|------|------|-----|----|
| | | | YDS. | AVG. | LG | TD | NO. | FC | YDS. | AVG. | LG | TD |
| 2017 | Chargers | 17 | 353 | 20.8 | 44 | 0 | 1 | 1 | 2 | 2.0 | 2 | 0 |
| 2018 | Chargers | 22 | 522 | 23.7 | 40 | 0 | 23 | 8 | 318 | 13.8 | 73t | 1 |
| 2019 | Chargers | 15 | 311 | 20.7 | 43 | 0 | 21 | 11 | 118 | 5.6 | 68t | 1 |
| 2020 | Chargers | 0 | 0 | 0.0 | 0 | 0 | 6 | 4 | 17 | 2.8 | 7 | 0 |
| Went from L.A. Chargers to Tennessee. | | | | | | | | | | | | |
| 2020 | Titans | 0 | 0 | 0.0 | 0 | 0 | 0 | 0 | 0 | 0.0 | 0 | 0 |
| 2020 | TOTAL | 0 | 0 | 0.0 | 0 | 0 | 6 | 4 | 17 | 2.8 | 7 | 0 |
| 2021 | Texans | 1 | 27 | 27.0 | 27 | 0 | 17 | 7 | 154 | 9.1 | 20 | 0 |
| 2022 | Texans | 0 | 0 | 0.0 | 0 | 0 | 6 | 8 | 57 | 9.5 | 31 | 0 |
| NFL TOTALS | | 55 | 1,213 | 22.1 | 44 | 0 | 74 | 39 | 666 | 9.0 | 73T | 2 |

DESMOND KING II'S NFL POSTSEASON RETURN STATISTICS

| KICKOFF RETURNS | | | | | | | PUNT RETURNS | | | | | |
|-----------------|----------|------|------|------|----|----|--------------|----|------|------|----|----|
| DATE | TEAM | RET. | YDS. | AVG. | LG | TD | NO. | FC | YDS. | AVG. | LG | TD |
| 2018 | Chargers | 6 | 179 | 29.8 | 72 | 0 | 5 | 1 | 46 | 9.2 | 33 | 0 |
| 2020 | Titans | 0 | 0 | 0.0 | 0 | 0 | 0 | 0 | 0 | 0.0 | 0 | 0 |
| NFL TOTALS | | 6 | 179 | 29.8 | 72 | 0 | 5 | 1 | 46 | 9.2 | 33 | 0 |

SINGLE-GAME HIGHS: DEFENSIVE

Total Tackles 10 at Pittsburgh Steelers, Dec 02, 2018
...1 more at 10.

Solo Tackles 9 at Pittsburgh Steelers, Dec 02, 2018

Sacks 2.5 at Miami Dolphins, Sep 29, 2019

Passes Defensed 3 at Jacksonville Jaguars, Oct 09, 2022
...1 more at 3.

Forced Fumbles 1 at Buffalo Bills, Oct 03, 2021
...1 more at 1.

Fumble Recoveries 1 vs. Chicago Bears, Nov 08, 2020
...2 more at 1.

Tackles For Loss 2 vs. Cleveland Browns, Dec 03, 2017

Interceptions 2 at Tennessee Titans, Nov 21, 2021
...1 more at 2.

Interception Return Yards 90 at Dallas Cowboys, Nov 23, 2017

Special Teams Tackles 3 vs. Los Angeles Chargers, Dec 26, 2021

Special Teams Forced Fumbles 1 at Denver Broncos, Dec 30, 2018

Special Teams Fumble Recoveries 1 vs. Kansas City Chiefs, Nov 18, 2019
...1 more at 1.

Longest Opponent's Fumble Return 63 vs. Chicago Bears, Nov 08, 2020

SINGLE-GAME HIGHS - POSTSEASON: DEFENSIVE

Total Tackles 7 at New England Patriots, Jan 13, 2019

Solo Tackles 5 vs. Baltimore Ravens, Jan 10, 2021

Sacks 1.0 at Baltimore Ravens, Jan 06, 2019

Tackles For Loss 1 at Baltimore Ravens, Jan 06, 2019

Special Teams Tackles 1 at New England Patriots, Jan 13, 2019
...1 more at 1.



2022 GAME-BY-GAME REGULAR-SEASON STATISTICS (TEXANS)

| | | | TACKLES | | | | | | | | INTERCEPTIONS | | | | | FUMBLES | | | | | ST | | | | MISC | | | | | |
|-------------|-------|------------|---------|----|----|---|-----|-----|-----|-----|---------------|----|-----|----|----|---------|----|----|----|-----|----|---|---|----|------|---|---|-----|-------|-------|
| W | DATE | OPPONENT | P/S | TK | S | A | SK | YDS | TFL | YDS | QBH | NO | YDS | LG | TD | PD | FF | FR | TD | YDS | TK | S | A | FF | FR | S | A | W/L | SCORE | |
| 01 | 09/11 | Colts | S | 6 | 5 | 1 | 0.0 | 0.0 | 1 | 2 | 1 | 0 | 0 | 0 | 0 | 2 | 0 | 0 | 0 | 0 | 0 | 0 | 0 | 0 | 0 | 0 | 0 | 0 | T | 20-20 |
| 02 | 09/18 | at Broncos | S | 2 | 1 | 1 | 0.0 | 0.0 | 0 | 0 | 0 | 0 | 0 | 0 | 0 | 1 | 0 | 0 | 0 | 0 | 0 | 0 | 0 | 0 | 0 | 0 | 0 | L | 9-16 | |
| 03 | 09/25 | at Bears | S | 7 | 7 | 0 | 0.0 | 0.0 | 0 | 0 | 0 | 0 | 0 | 0 | 0 | 1 | 0 | 0 | 0 | 0 | 0 | 0 | 0 | 0 | 0 | 0 | 0 | L | 20-23 | |
| 04 | 10/02 | Chargers | P | 3 | 3 | 0 | 0.0 | 0.0 | 1 | 1 | 0 | 0 | 0 | 0 | 0 | 0 | 0 | 0 | 0 | 0 | 0 | 0 | 0 | 0 | 0 | 0 | 0 | L | 24-34 | |
| 05 | 10/09 | at Jaguars | P | 6 | 4 | 2 | 0.0 | 0.0 | 0 | 0 | 0 | 1 | 29 | 29 | 0 | 3 | 0 | 0 | 0 | 0 | 0 | 0 | 0 | 0 | 0 | 0 | 0 | 0 | W | 13-6 |
| 07 | 10/23 | at Raiders | P | 5 | 5 | 0 | 0.0 | 0.0 | 1 | 1 | 0 | 0 | 0 | 0 | 0 | 0 | 0 | 0 | 0 | 0 | 0 | 0 | 0 | 0 | 0 | 0 | 0 | L | 20-38 | |
| 2022 TOTALS | | | 6-3 | 29 | 25 | 4 | 0.0 | 0.0 | 3 | 4 | 1 | 1 | 29 | 29 | 0 | 7 | 0 | 0 | 0 | 0 | 0 | 0 | 0 | 0 | 0 | 0 | 0 | 0 | 1-4-1 | |

2022 GAME-BY-GAME REGULAR-SEASON STATISTICS (TEXANS)

| 2022 DATE BY GAME REGULAR SEASON STATISTICS (YEARS) | | | | | | | | | | | | | | | | |
|---|-------|------------|-----|-----------------|-----|-----|----|----|--------------|----|-----|------|----|-----|-------|-------|
| W | DATE | OPPONENT | P/S | KICKOFF RETURNS | | | | | PUNT RETURNS | | | | | W/L | SCORE | |
| | | | | RET | YDS | AVG | LG | TD | NO | FC | YDS | AVG | LG | | | TD |
| 01 | 09/11 | Colts | S | 0 | 0 | 0.0 | 0 | 0 | 0 | 1 | 0 | 0.0 | 0 | 0 | T | 20-20 |
| 02 | 09/18 | at Broncos | S | 0 | 0 | 0.0 | 0 | 0 | 1 | 1 | 7 | 7.0 | 7 | 0 | L | 9-16 |
| 03 | 09/25 | at Bears | S | 0 | 0 | 0.0 | 0 | 0 | 1 | 2 | 31 | 31.0 | 31 | 0 | L | 20-23 |
| 04 | 10/02 | Chargers | P | 0 | 0 | 0.0 | 0 | 0 | 2 | 2 | 8 | 4.0 | 4 | 0 | L | 24-34 |
| 05 | 10/09 | at Jaguars | P | 0 | 0 | 0.0 | 0 | 0 | 1 | 1 | 10 | 10.0 | 10 | 0 | W | 13-6 |
| 07 | 10/23 | at Raiders | P | 0 | 0 | 0.0 | 0 | 0 | 1 | 1 | 1 | 1.0 | 1 | 0 | L | 20-38 |
| 2022 TOTALS | | | 6-3 | 0 | 0 | 0.0 | 0 | 0 | 6 | 8 | 57 | 9.5 | 31 | 0 | 1-4 | |



CHRISTIAN
KIRKSEY

58
LINEBACKER

Ht: 6-2

DOB: 8/31/1992

Texans Season: 2 NFL Season: 9

Acquired: FA-'21

Wt: 235

College: Iowa

TRANSACTIONS: Selected by the Cleveland Browns with the seventh pick of the third round (71st overall) of the 2014 NFL Draft...Signed a contract extension with the Browns on May 30, 2017...Released by the Browns on March 10, 2020...Signed by the Green Bay Packers as a free agent on March 16, 2020...Released by the Packers on Feb. 19, 2021...Signed by the Houston Texans as a free agent on March 24, 2021...Placed on the Reserve/Injured List on Nov. 6, 2021...Designated for return on Dec. 2, 2021...Activated on Dec. 4, 2021...Placed on the Reserve/COVID-19 List on Dec. 15, 2021...Activated on Dec. 25, 2021...Re-signed with the Texans on March 18, 2022.

CAREER:

- ✦ Totaled the most solo tackles (171) and the second-most total tackles (281) in the NFL from 2016-17
- ✦ Was the only player in the NFL to rank in the top five in the league in tackles in both 2016 and 2017
- ✦ Recorded the fifth-most total tackles in the NFL in 2016 after notching a single-season career-high 143 (93 solo)

2022 (Houston 6/6):

- ✦ Has 44 tackles (27 solo), two tackles for loss, two quarterback hits, one fumble recovery, two passes defended and one interception so far this season
- ✦ Finished with nine total tackles (two solo) and a fumble recovery vs. Indianapolis (9/11), his sixth career fumble recovery and third as a Texan
- ✦ Played in his 100th career game and logged seven total tackles (four solo) at Chicago (9/25)

2021 (Houston 13/12):

- ✦ Played in 13 games (12 starts) in his first season as a Texan and finished second on the team with 93 tackles (55 solo). Also logged six tackles for loss, two quarterback hits, one interception and eight passes defended
- ✦ Recorded his fifth career interception off of QB Trevor Lawrence in his first game as a Texan in the season opener vs. Jacksonville (9/12)
- ✦ Tied for second on the team with six tackles (four solo), one tackle for loss and one fumble recovery at Cleveland (9/19)
- ✦ Finished second on the Texans with 10 tackles (seven solo) vs. Carolina (9/23)
- ✦ Tallied seven tackles (four solo), one quarterback hit and one pass defended at Buffalo (10/3)
- ✦ Led the team with 10 tackles (four solo) and posted one

pass defended vs. New England (10/10)

- ✦ Finished second on the team with eight tackles (four solo) and notched one pass defended at Arizona (10/24)
- ✦ Tied for second on the team with seven tackles (five solo), also notching one quarterback hit, one pass defended and one fumble recovery vs. Indianapolis (12/5)
- ✦ Led the team with 10 tackles (five solo) vs. Seattle (12/12), his third game with double-digit tackles on the season
- ✦ Paced the Texans with nine tackles (five solo), also notching one pass defended at San Francisco (1/2/22)
- ✦ Tied for the team lead with eight tackles (four solo) while adding two tackles for loss (tying his season high) and a pass defended vs. Tennessee (1/9/22)

2020 (Green Bay 11/11, 2/1):

- ✦ Started 11 games in his lone season with the Packers and notched 77 total tackles (46 solo), 2.0 sacks, two interceptions, four passes defended, two tackles for loss and two quarterback hits
- ✦ Became the first Packers linebacker with multiple sacks and multiple interceptions in a season since Julius Peppers in 2014
- ✦ Made his first start for Green Bay at Minnesota (9/13) and notched 12 total tackles (six solo)
- ✦ Recorded a team-high 11 total tackles (six solo) and his first interception of the season at Indianapolis (11/22)
- ✦ Led the team with nine total tackles (five solo) vs. Carolina (12/19)
- ✦ Logged 1.0 sack, one tackle for loss, one pass defended and one interception vs. Tennessee (12/27)
- ✦ Totaled seven tackles (four solo) with 1.0 sack at Chicago (1/3/21)

2019 (Cleveland 2/2):

- ✦ Started two games before being placed on the Reserve/Injured list prior to Week 3

2018 (Cleveland 7/7):

- ✦ Started in all seven games that he played in and totaled 43 tackles (29 solo), two interceptions, five passes defended, one tackle for loss and one fumble recovery
- ✦ Notched a single-game career-high two passes defended and added one interception vs. the L.A. Chargers (10/14)
- ✦ Recorded 10 total tackles (seven solo), one interception, one fumble recovery and one pass defended vs. Tampa



Bay (10/21)

- Placed on the Reserve/Injured list prior to Week 10

2017 (Cleveland 16/16):

- Finished second on the Browns with 138 total tackles (86 solo) while also adding 3.5 sacks, five passes defended, six quarterback hits, six tackles for loss, two forced fumbles and one fumble recovery
- One of three Cleveland players (Joe Schobert and Demario Davis) to play every defensive snap on the season
- Contributed five games with double-digit tackles on the season
- Totaled a single-game career-high 17 tackles (eight solo), one tackle for loss, one forced fumble and one pass defended vs. Tennessee (10/22)
- Amassed 14 total tackles (eight solo), 1.0 sack and one forced fumble vs. Jacksonville (11/19). Strip-sacked Jaguars QB Blake Bortles in the third quarter, which was recovered by DE Myles Garrett

2016 (Cleveland 16/16):

- Recorded a single-season career-high 143 total tackles (93 solo), which ranked fifth in the NFL. Also contributed 2.5 sacks, seven quarterback hits, 11 tackles for loss, three passes defended and three special teams tackles
- Was one of four players (Bobby Wagner, Zach Brown and Kwon Alexander) with at least 140 total tackles and 2.5 sacks on the season
- Logged his first sack of the season for a loss of four yards at Philadelphia (9/11)
- Notched a season-high 16 total tackles (11 solo) vs. New England (10/9)
- Totaled 11 tackles (10 solo), 1.0 sack, two quarterback hits and a season-high three tackles for loss at Pittsburgh (1/1/17)

2015 (Cleveland 16/5):

- Appeared in all 16 games (five starts) and accumulated 53 total tackles (34 solo), 3.5 sacks, five quarterback hits, five tackles for loss, one pass defended, one forced fumble,

one fumble recovery and 10 special teams tackles

- Started his first game of the season and added 1.0 sack for a loss of seven yards at San Diego (10/4)
- Added four total tackles (three solo), 1.0 sack, one quarterback hit, two tackles for loss and one pass defended at Pittsburgh (11/15)

2014 (Cleveland 16/8):

- Saw action in all 16 games (eight starts) as a rookie and logged 75 total tackles (41 solo), 2.0 sacks, four quarterback hits, five tackles for loss, one forced fumble, two passes defended and six special teams tackles
- Notched a sack in his NFL debut at Pittsburgh (9/7)
- Posted seven total tackles (five solo), 1.0 sack, one quarterback hit, one tackle for loss and two special teams tackles at Jacksonville (10/19)
- Forced his first career fumble vs. Cincinnati (12/14)

COLLEGE:

- Played four seasons (2010-13) at the University of Iowa in Iowa City
- Appeared in 49 career games and registered 315 tackles, 5.5 sacks, four interceptions, seven fumble recoveries and five forced fumbles
- Also returned two interceptions for touchdowns and one fumble for a score, becoming the third player in school history to total at least three career defensive touchdowns
- Named honorable mention All-Big Ten by coaches and media as a senior (2013) after starting 13 games and ranking third on the team with 104 total tackles (47 solo)
- One of eight players in the nation with two interception returns for touchdowns in 2012

PERSONAL:

- Attended Hazelwood East High School in St. Louis
- Earned All-America and All-State honors after leading the conference with 163 tackles as a senior
- Also lettered in track as a member of the school's 2008 state championship team and played basketball

CHRISTIAN KIRKSEY'S NFL REGULAR SEASON DEFENSIVE STATISTICS

| DATE | TEAM | GP | GS | TACKLES | | | | | | | | INTERCEPTIONS | | | | | | FUMBLES | | | | ST | | | | | | MISC | |
|------------|---------|-----|----|---------|-----|-----|-----|-----|------|------|-----|---------------|-----|----|----|----|----|---------|----|-----|----|----|---|----|----|---|---|------|--|
| | | | | TK | S | A | TFL | YDS | SK | YDS | QBH | NO | YDS | LG | TD | PD | FF | FR | TD | YDS | TK | S | A | FF | FR | S | A | | |
| 2014 | Browns | 16 | 8 | 75 | 41 | 34 | 5 | 15 | 2.0 | 7.0 | 4 | 0 | 0 | 0 | 0 | 2 | 1 | 0 | 0 | 0 | 6 | 6 | 0 | 0 | 0 | 0 | 0 | | |
| 2015 | Browns | 16 | 5 | 53 | 34 | 19 | 5 | 20 | 3.5 | 13.0 | 5 | 0 | 0 | 0 | 0 | 1 | 1 | 1 | 0 | 0 | 10 | 6 | 4 | 0 | 0 | 0 | 0 | | |
| 2016 | Browns | 16 | 16 | 143 | 93 | 50 | 11 | 36 | 2.5 | 16.0 | 7 | 0 | 0 | 0 | 0 | 3 | 0 | 0 | 0 | 0 | 5 | 3 | 2 | 0 | 0 | 0 | 0 | | |
| 2017 | Browns | 16 | 16 | 138 | 86 | 52 | 6 | 19 | 3.5 | 13.5 | 6 | 0 | 0 | 0 | 0 | 5 | 2 | 1 | 0 | 0 | 0 | 0 | 0 | 0 | 0 | 0 | 0 | | |
| 2018 | Browns | 7 | 7 | 43 | 29 | 14 | 1 | 3 | 0.0 | 0.0 | 0 | 2 | 17 | 13 | 0 | 5 | 0 | 1 | 0 | 8 | 0 | 0 | 0 | 0 | 0 | 0 | 0 | | |
| 2019 | Browns | 2 | 2 | 11 | 6 | 5 | 2 | 3 | 0.0 | 0.0 | 0 | 0 | 0 | 0 | 0 | 0 | 0 | 0 | 0 | 0 | 0 | 0 | 0 | 0 | 0 | 0 | | | |
| 2020 | Packers | 11 | 11 | 77 | 46 | 31 | 2 | 11 | 2.0 | 11.0 | 2 | 2 | 18 | 10 | 0 | 4 | 0 | 0 | 0 | 0 | 0 | 0 | 0 | 0 | 0 | 0 | 0 | | |
| 2021 | Texans | 13 | 12 | 93 | 55 | 38 | 6 | 8 | 0.0 | 0.0 | 2 | 1 | 1 | 1 | 0 | 8 | 0 | 2 | 0 | -1 | 0 | 0 | 0 | 0 | 0 | 0 | 0 | | |
| 2022 | Texans | 6 | 6 | 44 | 27 | 17 | 2 | 3 | 0.5 | 3.0 | 2 | 1 | 0 | 0 | 0 | 2 | 0 | 1 | 0 | 0 | 0 | 0 | 0 | 0 | 0 | 0 | 0 | | |
| NFL TOTALS | | 103 | 83 | 677 | 417 | 260 | 40 | 118 | 14.0 | 63.5 | 28 | 6 | 36 | 13 | 0 | 30 | 4 | 6 | 0 | 7 | 21 | 15 | 6 | 0 | 0 | 0 | 0 | | |

CHRISTIAN KIRKSEY'S NFL POSTSEASON DEFENSIVE STATISTICS

| 2020-2021 NFL SEASON - GREEN BAY PACKERS | | | | | | | | | | | | | | | | | | | | | | | | | | | | | |
|--|---------|----|----|---------|---|---|-----|-----|-----|-----|-----|---------------|-----|----|----|----|----|---------|----|-----|----|----|---|----|----|---|---|------|--|
| DATE | TEAM | GP | GS | TACKLES | | | | | | | | INTERCEPTIONS | | | | | | FUMBLES | | | | ST | | | | | | MISC | |
| | | | | TK | S | A | TFL | YDS | SK | YDS | QBH | NO | YDS | LG | TD | PD | FF | FR | TD | YDS | TK | S | A | FF | FR | S | A | | |
| 2020 | Packers | 2 | 1 | 6 | 4 | 2 | 1 | 1 | 0.0 | 0.0 | 0 | 0 | 0 | 0 | 0 | 0 | 0 | 0 | 0 | 0 | 0 | 0 | 0 | 0 | 0 | | | | |
| NFL TOTALS | | 2 | 1 | 6 | 4 | 2 | 1 | 1 | 0.0 | 0.0 | 0 | 0 | 0 | 0 | 0 | 0 | 0 | 0 | 0 | 0 | 0 | 0 | 0 | 0 | 0 | | | | |



SINGLE-GAME HIGHS: DEFENSIVE


| | | | |
|--------------------------|---|---|--|
| Total Tackles | 17 vs. Tennessee Titans, Oct 22, 2017 | Tackles For Loss | 3 at Pittsburgh Steelers, Jan 01, 2017 |
| Solo Tackles | 11 vs. New England Patriots, Oct 09, 2016 | Interceptions | 1 at Denver Broncos, Sep 18, 2022 |
| Sacks | 1.0 at Chicago Bears, Jan 03, 2021 ...11 more at 1.0. | | ...5 more at 1. |
| Passes Defensed | 2 vs. Jacksonville Jaguars, Sep 12, 2021 ...1 more at 2. | Interception Return Yards | 13 at Tampa Bay Buccaneers, Oct 21, 2018 |
| Forced Fumbles | 1 vs. Jacksonville Jaguars, Nov 19, 2017 ...3 more at 1. | Special Teams Tackles | 3 vs. Oakland Raiders, Sep 27, 2015 |
| Fumble Recoveries | 1 vs. Indianapolis Colts, Sep 11, 2022 ...5 more at 1. | Longest Opponent's Fumble Return | 8 at Tampa Bay Buccaneers, Oct 21, 2018 |

SINGLE-GAME HIGHS - POSTSEASON: DEFENSIVE

| | | | |
|----------------------|---|-------------------------|--|
| Total Tackles | 4 vs. Tampa Bay Buccaneers, Jan 24, 2021 | Tackles For Loss | 1 vs. Tampa Bay Buccaneers, Jan 24, 2021 |
| Solo Tackles | 2 vs. Tampa Bay Buccaneers, Jan 24, 2021 ...1 more at 2. | | |

2022 GAME-BY-GAME REGULAR-SEASON STATISTICS (TEXANS)

| | | | | TACKLES | | | | | | | | | | INTERCEPTIONS | | | | | | FUMBLES | | | | | | ST | | | | | MISC | | | | | |
|-------------|-------|------------|-----|---------|----|----|-----|-----|-----|-----|-----|----|-----|---------------|----|----|----|----|----|---------|----|---|---|----|----|----|---|-----|-------|-------|------|--|--|--|--|--|
| W | DATE | OPPONENT | P/S | TK | S | A | SK | YDS | TFL | YDS | QBH | NO | YDS | LG | TD | PD | FF | FR | TD | YDS | TK | S | A | FF | FR | S | A | W/L | SCORE | | | | | | | |
| 01 | 09/11 | Colts | S | 9 | 2 | 7 | 0.0 | 0.0 | 1 | 2 | 1 | 0 | 0 | 0 | 0 | 0 | 0 | 1 | 0 | 0 | 0 | 0 | 0 | 0 | 0 | 0 | 0 | 0 | T | 20-20 | | | | | | |
| 02 | 09/18 | at Broncos | S | 5 | 4 | 1 | 0.5 | 3.0 | 0 | 0 | 1 | 1 | 0 | 0 | 0 | 1 | 0 | 0 | 0 | 0 | 0 | 0 | 0 | 0 | 0 | 0 | 0 | 0 | L | 9-16 | | | | | | |
| 03 | 09/25 | at Bears | S | 7 | 4 | 3 | 0.0 | 0.0 | 0 | 0 | 0 | 0 | 0 | 0 | 0 | 0 | 0 | 0 | 0 | 0 | 0 | 0 | 0 | 0 | 0 | 0 | 0 | 0 | L | 20-23 | | | | | | |
| 04 | 10/02 | Chargers | S | 6 | 4 | 2 | 0.0 | 0.0 | 0 | 0 | 0 | 0 | 0 | 0 | 0 | 0 | 0 | 0 | 0 | 0 | 0 | 0 | 0 | 0 | 0 | 0 | 0 | 0 | L | 24-34 | | | | | | |
| 05 | 10/09 | at Jaguars | S | 8 | 5 | 3 | 0.0 | 0.0 | 0 | 0 | 0 | 0 | 0 | 0 | 0 | 1 | 0 | 0 | 0 | 0 | 0 | 0 | 0 | 0 | 0 | 0 | 0 | 0 | W | 13-6 | | | | | | |
| 07 | 10/23 | at Raiders | S | 9 | 8 | 1 | 0.0 | 0.0 | 1 | 1 | 0 | 0 | 0 | 0 | 0 | 0 | 0 | 0 | 0 | 0 | 0 | 0 | 0 | 0 | 0 | 0 | 0 | 0 | L | 20-38 | | | | | | |
| 2022 TOTALS | | | 6-6 | 44 | 27 | 17 | 0.5 | 3.0 | 2 | 3 | 2 | 1 | 0 | 0 | 0 | 2 | 0 | 1 | 0 | 0 | 0 | 0 | 0 | 0 | 0 | 0 | 0 | 0 | 1-4-1 | | | | | | | |



ROY
LOPEZ

91

DEFENSIVE LINEMAN

Ht: 6-2

DOB: 8/7/1997

Texans Season: 2 NFL Season: 2

Acquired: 06-'21

Wt: 318

College: Arizona

TRANSACTIONS: Selected by the Houston Texans with the 11th pick of the sixth round (195th overall) of the 2021 NFL Draft...Placed on the Reserve/COVID-19 List on Dec. 23, 2021...Activated from the Reserve/COVID-19 List on Dec. 29, 2021.

2022 (Houston 6/6):

- Has 11 tackles (five solo), one quarterback hit, one tackle for loss and one pass defended so far this season

2021 (Houston 16/15):

- Played in 16 games (15 starts) and totaled 31 tackles (19 solo), four tackles for loss, 1.0 sack, two quarterback hits and one fumble recovery
- Appeared in his first NFL game vs. Jacksonville (9/12)
- Made the first start of his career at Cleveland (9/19)
- Registered his first NFL tackle vs. Carolina (9/23)
- Recorded his first career tackle for loss and posted two tackles (both solo) at Arizona (10/24)
- Notched a career-high three tackles vs. the L.A. Rams (10/31)
- Totaled three tackles (two solo), his first career sack and first career fumble recovery at Miami (11/7). Sacked QB Jacoby Brissett for a loss of two yards
- Posted two tackles (both solo) and one tackle for loss at Jacksonville (12/19)
- Notched a career-high five tackles (three solo) at San

Francisco (1/2/22)

COLLEGE:

- Played one season (2020) at the University of Arizona in Tucson, Ariz., after transferring from New Mexico State University in Las Cruces, N.M., where he played three seasons (2016-18) and redshirted in 2019
- Played in five games with Arizona totaling 18 tackles (10 solo), 4.0 tackles for loss and 1.0 sack
- Saw action in 40 games with New Mexico State, including four in his redshirt season (2019), accumulating 137 total tackles (43 solo), 20.0 tackles for loss, 8.0 sacks, four pass breakups and three fumble recoveries

PERSONAL:

- Attended Mesquite High School in Tempe, Ariz.
- Was a 2015 first team All-State selection and the 2015 Defensive Lineman of the Year by Arizona Varsity Rivals
- Lettered four years in wrestling as a heavy weight, amassing two State Championships and a career record of 113-3
- His father, also Roy, was hired as the head football coach for Mesa (Ariz.) Desert Ridge High School in January of 2021. He previously was twice named the Arizona High School Coach of the Year at Tempe (Ariz.) Marcos de Niza High School

ROY LOPEZ'S NFL REGULAR SEASON DEFENSIVE STATISTICS

| | | | TACKLES | | | | | | | | | | INTERCEPTIONS | | | | | FUMBLES | | | | ST | | | | | MISC | |
|------------|--------|----|---------|----|----|----|-----|-----|-----|-----|-----|----|---------------|----|----|----|----|---------|----|-----|----|----|---|----|----|---|------|--|
| DATE | TEAM | GP | GS | TK | S | A | TFL | YDS | SK | YDS | QBH | NO | YDS | LG | TD | PD | FF | FR | TD | YDS | TK | S | A | FF | FR | S | A | |
| 2021 | Texans | 16 | 15 | 31 | 19 | 12 | 4 | 5 | 1.0 | 2.0 | 2 | 0 | 0 | 0 | 0 | 0 | 0 | 1 | 0 | 0 | 0 | 0 | 0 | 0 | 0 | 0 | 0 | |
| 2022 | Texans | 6 | 6 | 11 | 5 | 6 | 1 | 1 | 0.0 | 0.0 | 1 | 0 | 0 | 0 | 0 | 1 | 0 | 0 | 0 | 0 | 0 | 0 | 0 | 0 | 0 | 0 | 0 | |
| NFL TOTALS | | 22 | 21 | 42 | 24 | 18 | 5 | 6 | 1.0 | 2.0 | 3 | 0 | 0 | 0 | 0 | 1 | 0 | 1 | 0 | 0 | 0 | 0 | 0 | 0 | 0 | 0 | 0 | |

SINGLE-GAME HIGHS: DEFENSIVE

Total Tackles 5 at San Francisco 49ers, Jan 02, 2022
Solo Tackles 3 vs. Tennessee Titans, Jan 09, 2022
 ...1 more at 3.
Sacks 1.0 at Miami Dolphins, Nov 07, 2021

Fumble Recoveries 1 at Miami Dolphins, Nov 07, 2021
Tackles For Loss 1 vs. Tennessee Titans, Jan 09, 2022
 ...3 more at 1.



2022 GAME-BY-GAME REGULAR-SEASON STATISTICS (TEXANS)

| W | DATE | OPPONENT | P/S | TACKLES | | | | | | | | INTERCEPTIONS | | | | | FUMBLES | | | | | ST | | | | MISC | | | | W/L | SCORE |
|-------------|-------|------------|-----|---------|---|---|-----|-----|-----|-----|-----|---------------|-----|----|----|----|---------|----|----|-----|----|----|---|----|----|-------|-------|-------|--|-----|-------|
| | | | | TK | S | A | SK | YDS | TFL | YDS | QBH | NO | YDS | LG | TD | PD | FF | FR | TD | YDS | TK | S | A | FF | FR | S | A | | | | |
| 01 | 09/11 | Colts | S | 3 | 0 | 3 | 0.0 | 0.0 | 0 | 0 | 0 | 0 | 0 | 0 | 0 | 0 | 0 | 0 | 0 | 0 | 0 | 0 | 0 | 0 | 0 | 0 | T | 20-20 | | | |
| 02 | 09/18 | at Broncos | S | 1 | 1 | 0 | 0.0 | 0.0 | 0 | 0 | 1 | 0 | 0 | 0 | 0 | 1 | 0 | 0 | 0 | 0 | 0 | 0 | 0 | 0 | 0 | L | 9-16 | | | | |
| 03 | 09/25 | at Bears | S | 2 | 1 | 1 | 0.0 | 0.0 | 0 | 0 | 0 | 0 | 0 | 0 | 0 | 0 | 0 | 0 | 0 | 0 | 0 | 0 | 0 | 0 | 0 | L | 20-23 | | | | |
| 04 | 10/02 | Chargers | S | 3 | 2 | 1 | 0.0 | 0.0 | 1 | 1 | 0 | 0 | 0 | 0 | 0 | 0 | 0 | 0 | 0 | 0 | 0 | 0 | 0 | 0 | 0 | L | 24-34 | | | | |
| 05 | 10/09 | at Jaguars | S | 2 | 1 | 1 | 0.0 | 0.0 | 0 | 0 | 0 | 0 | 0 | 0 | 0 | 0 | 0 | 0 | 0 | 0 | 0 | 0 | 0 | 0 | 0 | W | 13-6 | | | | |
| 07 | 10/23 | at Raiders | S | 0 | 0 | 0 | 0.0 | 0.0 | 0 | 0 | 0 | 0 | 0 | 0 | 0 | 0 | 0 | 0 | 0 | 0 | 0 | 0 | 0 | 0 | 0 | L | 20-38 | | | | |
| 2022 TOTALS | | | 6-6 | 11 | 5 | 6 | 0.0 | 0.0 | 1 | 1 | 1 | 0 | 0 | 0 | 0 | 1 | 0 | 0 | 0 | 0 | 0 | 0 | 0 | 0 | 0 | 1-4-1 | | | | | |



JUSTIN
MCCRAY

64

OFFENSIVE LINEMAN

Ht: 6-3

DOB: 5/31/1992

Texans Season: 2

Acquired: UFA-'21 (ATL)

Wt: 315

College: Central Florida

NFL Season: 6

TRANSACTIONS: Signed by the Tennessee Titans as a college free agent on May 12, 2014...Waived by the Titans on Aug. 30, 2014...Signed to the Titans practice squad on Aug. 31, 2014...Signed by the Titans on Dec. 29, 2014...Waived by the Titans on Aug. 30, 2015...Signed by the Green Bay Packers as an unrestricted free agent on March 29, 2017...Re-signed by the Packers on April 17, 2018...Re-signed by the Packers on April 2, 2019...Traded to the Cleveland Browns on Aug. 31, 2019...Signed by the Atlanta Falcons as an unrestricted free agent on March 22, 2020...Signed by the Houston Texans as an unrestricted free agent on March 22, 2021...Placed on the Reserve/COVID-19 List on Dec. 17, 2021...Activated from the Reserve/COVID-19 List on Dec. 25, 2021.

2022 (Houston 6/1):

- Started at left guard to open the season vs. Indianapolis (9/11)
- Rotated in at left guard in the fourth quarter at Las Vegas (10/23)

2021 (Houston 15/8):

- Tied his career highs in games played (15) and starts (eight) with six starts and right guard and two starts at center
- Played in his first game as a Texan vs. Jacksonville (9/12), appearing on offense and special teams, helping the offense score 37 points, the highest Week 1 point total in franchise history
- Made his first start as a Texan at Indianapolis (10/17) in place of injured OL Justin Britt, blocking for a rushing attack that combined for 124 yards on the ground and averaged 4.3 yards per carry at Indianapolis (10/17)
- Blocked for QB Davis Mills vs. the L.A. Rams (10/31) as he threw for 310 yards and completed 29-of-38 passes (76.3 percent), the best completion percentage of his career
- Helped pave the way for a rushing attack that totaled 96 yards on 24 attempts, averaging 4.0 yards per carry vs. the N.Y. Jets (11/28)
- Helped protect QB Davis Mills as he threw for a career-high 331 yards vs. Seattle (12/12)
- Blocked for QB Davis Mills vs. Tennessee (1/9/22) as he completed 23-of-33 passes (69.7 percent) for 301 yards, three touchdowns and a passer rating of 128.5

2020 (Atlanta 10/2):

- Appeared in 10 games with two starts at left guard in his

first season with the Falcons

- Helped the Falcons offense average the fifth-most passing yards per game (272.7) in the league

2019 (Cleveland 15/4):

- Played in 15 games and notched four total starts at both right and left tackle
- Blocked for a rushing attack that averaged the fourth-best yards per carry (4.84) in the NFL

2018 (Green Bay 12/5):

- Saw action in 12 games and made five starts at right guard for the Packers
- Assisted in blocking for a running game that recorded the second-best yards per carry average (5.02) in the league

2017 (Green Bay 13/8):

- Played a variety of positions across the offensive line, including right tackle, right guard and left guard in his 13 appearances (eight starts)
- Joined the Packers after playing with the Orlando Predators in the Arena Football League in 2016
- Helped an offense that had the third-best redzone efficiency (61.9 percent) in the NFL

COLLEGE:

- Played four seasons (2010-13) at the University of Central Florida in Orlando, Fla.
- Saw action in 31 games, making 16 starts during his collegiate career
- Named All-American Athletic Conference First Team as a senior in 2013 and was voted a team captain by his teammates
- Started seven games each at right guard and right tackle as a junior (2012)
- Appeared in 11 games (five starts) during his sophomore season (2011)
- Earned Conference USA All-Freshman Team honors in 2010

PERSONAL:

- Attended Southridge High School in Miami
- Has a twin brother, Jordan, who also played at Central Florida
- Was a district champion in wrestling as both a junior and sophomore
- Joined the Arena Football League with the Orlando



Predators and played alongside his brother, Jordan, in 2015. Was assigned to the Tampa Bay Storm during a

dispersal draft, where he played football in 2016 before re-entering the NFL the following year

JUSTIN MCCRAY'S NFL REGULAR SEASON STATISTICS

| DATE | TEAM | GP | GS |
|--|---------|----|----|
| 2017 | Packers | 13 | 8 |
| 2018 | Packers | 12 | 5 |
| 2019 | Packers | 0 | 0 |
| Went from Green Bay to Cleveland . | | | |
| 2019 | Browns | 15 | 4 |
| 2019 | TOTAL | 15 | 4 |
| 2020 | Falcons | 10 | 2 |
| 2021 | Texans | 15 | 8 |
| 2022 | Texans | 6 | 1 |
| NFL TOTALS | | 71 | 28 |

2022 GAME-BY-GAME REGULAR-SEASON STATISTICS (TEXANS)

| W | DATE | OPPONENT | P/S | W/L/T | SCORE |
|-------------|-------|------------|-----|-------|-------|
| 01 | 09/11 | Colts | S | T | 20-20 |
| 02 | 09/18 | at Broncos | P | L | 9-16 |
| 03 | 09/25 | at Bears | P | L | 20-23 |
| 04 | 10/02 | Chargers | P | L | 24-34 |
| 05 | 10/09 | at Jaguars | P | W | 13-6 |
| 07 | 10/23 | at Raiders | P | L | 20-38 |
| 2022 TOTALS | | | 6-1 | 1-4-1 | |



DAVIS
MILLS

10
QUARTERBACK

Ht: 6-4

DOB: 10/21/1998

Texans Season: 2 NFL Season: 2

Acquired: D3a-'21

Wt: 225

College: Stanford

TRANSACTIONS: Selected by the Houston Texans with the third pick of the third round (67th overall) of the 2021 NFL Draft.

2022 (Houston 6/6):

- Has thrown for 1,350 yards and seven touchdowns, completing 132-of-207 passes so far this season
- Started the season opener vs. Indianapolis, passing for 240 yards and two touchdowns (9/11)
- Surpassed the 3,000 yard passing mark at Denver, becoming the second fastest quarterback in franchise history to do so (9/18)
- Passed for 302 yards at Las Vegas (10/23), which marked the fifth time he's gone over 300 passing yards in his career

Also surpassed 4,000 career passing yards at Las Vegas (10/23) in his 19th career game

2021 (Houston 13/11):

- Played in 13 games (11 starts) and completed 263-of-394 passes (66.8 percent) for 2,664 yards, the most by a rookie in Texans history, 16 passing touchdowns, 10 interceptions and a passer rating of 88.8
- Ranks third in NFL history among all rookie quarterbacks with a completion percentage of 66.8 percent
- Recorded three games with a passer rating of 125.0 or higher, tied for the second-most among rookie quarterbacks since the 1970 AFL-NFL merger
- Made his NFL debut in place of injured QB Tyrod Taylor, completing 8-of-18 passes (44.4 percent) for 102 yards, one touchdown and one interception at Cleveland (9/19). Completed his first career touchdown pass to WR Brandin Cooks.
- Made his first career start vs. Carolina (9/23) and completed 19-of-28 passes (67.9 percent) for 168 yards and a touchdown, posting a 95.5 passer rating
- Completed 21-of-29 passes (72.4 percent) and threw for 313 yards, three touchdowns and a career-high passer rating of 141.7 vs. New England (10/10). Became the first rookie quarterback in NFL history to finish a game with 300-plus passing yards, three-plus passing touchdowns and a passer rating of 140.0 or higher
- Completed 29-of-38 passes (76.3 percent) and threw for 310 yards, two touchdowns and a passer rating of 106.2 vs. the L.A. Rams (10/31)
- Threw for a career-high 331 yards vs. Seattle (12/12).

Completed 33-of-49 passes (67.3 percent) for one touchdown and a 93.2 rating. Completed a franchise-record 14 consecutive passes to open the game, marking the most consecutive pass completions to start a game by a rookie quarterback since at least the 1991 season

- Passed for 254 yards, completing 21-of-27 passes (77.8 percent) for two touchdowns and a 130.6 passer rating, the second-highest rating of his career vs. the L.A. Chargers (12/26). Joined David Carr as the only rookie quarterbacks in Texans history to eclipse 2,000 single-season passing yards
- Completed 23-of-33 passes (69.7 percent) for 301 yards, three touchdowns and a 128.5 passer rating vs. Tennessee (1/9/22), posting his third game with a passer rating of at least 125.0, ranking first among all rookies

COLLEGE:

- Spent four seasons (2017-20) at Stanford (Calif.) University, where he played in 14 games (11 starts) and totaled 3,468 passing yards on 287-of-438 completions (65.5 percent) with 18 touchdowns and eight interceptions
- As a senior, rushed eight times and scored two touchdowns for his first career multi-touchdown rushing game at Oregon State (12/12)
- Passed for 428 yards on 32-of-47 completions (68.1 percent) for three touchdowns in a double-overtime victory at UCLA (12/19) his final year at Stanford
- Earned All-Pac-12 honorable mention honors from the coaches and was given the Irving S. Zeimer Award for Team MVP for the 2020 season
- In 2019, saw action in eight games (six starts) and threw for 1,960 yards on 158-of-241 passes (65.6%) with 11 touchdowns
- Made first collegiate start as a junior and completed 22-of-36 passes (61.1 percent) for 237 yards and a touchdown caught by WR Connor Wedington at USC (9/7). His 237 yards were the second-most for a Cardinal quarterback in his first career start since 2005 (Kevin Hogan, 254 in 2012)
- Set the single-game school record with 504 passing yards on career-highs of 33 completions and 50 attempts at Washington State (11/16/19)
- Earned the Allstate Sugar Bowl Manning Award Star of the Week after passing for 245 yards at Oregon State



(9/28/19) and the Gundelach Award for being the Most Outstanding Junior player for the Cardinals
 ✦ Made his collegiate debut in a victory vs. UC Davis (9/15/18) during his sophomore season

PERSONAL:

- ✦ Attended Greater Atlanta Christian (Ga.) School
- ✦ Was the nation's top-ranked quarterback by Scout and

Rivals and totaled 6,290 career passing yards and 66 touchdowns in his high school career

- ✦ Named a three-time All-State selection and left high school as the career leader in touchdown passes and passing yards
- ✦ Has two sisters, Erin and Ali, who both played tennis at Tusculum and South Carolina, respectively
- ✦ Also played basketball in high school

DAVIS MILLS' NFL REGULAR SEASON PASSING/RUSHING STATISTICS

| DATE | TEAM | GP | GS | PASSING | | | | | | | | | | RUSHING | | | | | |
|--------|--------|----|----|---------|------|------|-------|------|----|------|-----|----|-----|---------|-----|------|------|----|----|
| | | | | ATT. | CMP. | PCT. | YDS | AVG. | TD | INT. | LG | SK | LST | RATE | NO. | YDS. | AVG. | LG | TD |
| 2021 | Texans | 13 | 11 | 394 | 263 | 66.8 | 2,664 | 6.8 | 16 | 10 | 67t | 31 | 206 | 88.8 | 18 | 44 | 2.4 | 11 | 0 |
| 2022 | Texans | 6 | 6 | 207 | 132 | 63.8 | 1,350 | 6.5 | 7 | 5 | 58 | 13 | 94 | 83.6 | 6 | 2 | 0.3 | 3 | 0 |
| TOTALS | | 19 | 17 | 601 | 395 | 65.7 | 4,014 | 6.7 | 23 | 15 | 67T | 44 | 300 | 87.0 | 24 | 46 | 1.9 | 11 | 0 |

SINGLE-GAME HIGHS: QUARTERBACK

| | | | |
|-------------------------|--|------------------------------|--|
| Pass Attempts | 49 vs. Seattle Seahawks, Dec 12, 2021 | Completion Percentage | 77.8 vs. Los Angeles Chargers, Dec 26, 2021 |
| Pass Completions | 33 vs. Seattle Seahawks, Dec 12, 2021 | Passer Rating | 141.7 vs. New England Patriots, Oct 10, 2021 |
| Yards Passing | 331 vs. Seattle Seahawks, Dec 12, 2021 | Rush Attempts | 4 vs. Tennessee Titans, Jan 09, 2022 |
| TD Passes | 3 vs. Tennessee Titans, Jan 09, 2022 | Rushing Yards | 12 vs. Tennessee Titans, Jan 09, 2022 |
| | ...1 more at 3. | Longest Runs | 11 vs. Tennessee Titans, Jan 09, 2022 |
| Long Passes | 67t vs. New England Patriots, Oct 10, 2021 | | |

300-YARD PASSING GAMES (5): REGULAR SEASON

| DATE | TEAM | NO. | YDS. | AVG. | LG | TD |
|----------|------------|-----|------|------|-----|----|
| 10/10/21 | PATRIOTS | 21 | 312 | 14.9 | 67t | 3 |
| 10/31/21 | RAMS | 29 | 310 | 10.7 | 45t | 2 |
| 12/12/21 | SEAHAWKS | 33 | 331 | 10.0 | 30 | 1 |
| 01/09/22 | TITANS | 23 | 301 | 13.1 | 37 | 3 |
| 10/23/22 | at Raiders | 28 | 302 | 10.8 | 39 | 2 |

2022 GAME-BY-GAME REGULAR-SEASON STATISTICS (TEXANS)

| | | | PASSING | | | | | | | | | | | RUSHING | | | | W/L/T | | |
|-------------|-------|------------|---------|-----|-----|-------|------|-----|------|----|-----|----|-------|---------|-----|-----|----|-------|-------|-------|
| W | DATE | OPPONENT | P/S | ATT | CMP | YDS | PCT | Y/A | Y/C | TD | INT | LG | SK/YD | RATE | ATT | YDS | LG | TD | | SCORE |
| 01 | 09/11 | Colts | S | 37 | 23 | 240 | 62.2 | 6.5 | 10.4 | 2 | 0 | 42 | 3/18 | 98.9 | 2 | -1 | 1 | 0 | T | 20-20 |
| 02 | 09/18 | at Broncos | S | 38 | 19 | 177 | 50.0 | 4.7 | 9.3 | 0 | 0 | 29 | 3/23 | 63.2 | 2 | 1 | 2 | 0 | L | 9-16 |
| 03 | 09/25 | at Bears | S | 32 | 20 | 245 | 62.5 | 7.7 | 12.3 | 1 | 2 | 52 | 1/8 | 70.4 | 0 | 0 | 0 | 0 | L | 20-23 |
| 04 | 10/02 | Chargers | S | 35 | 26 | 246 | 74.3 | 7.0 | 9.5 | 2 | 2 | 58 | 4/31 | 88.5 | 0 | 0 | 0 | 0 | L | 24-34 |
| 05 | 10/09 | at Jaguars | S | 24 | 16 | 140 | 66.7 | 5.8 | 8.8 | 0 | 0 | 23 | 1/8 | 81.9 | 2 | 2 | 3 | 0 | W | 13-6 |
| 07 | 10/23 | at Raiders | S | 41 | 28 | 302 | 68.3 | 7.4 | 10.8 | 2 | 1 | 39 | 1/6 | 95.8 | 0 | 0 | 0 | 0 | L | 20-38 |
| 2022 TOTALS | | | 6-6 | 207 | 132 | 1,350 | 63.8 | 6.5 | 10.2 | 7 | 5 | 58 | 13/94 | 83.6 | 6 | 2 | 3 | 0 | 1-4-1 | |



CHRIS
MOORE

15
WIDE RECEIVER

Ht: 6-1

DOB: 6/16/1993

Texans Season: 2 NFL Season: 7

Acquired: UFA-'21 (BAL)

Wt: 200

College: Cincinnati

TRANSACTIONS: Selected by the Baltimore Ravens with the ninth pick of the fourth round (107th overall) of the 2016 NFL Draft...Signed by the Ravens as a free agent on March 24, 2020...Signed by the Houston Texans as an unrestricted free agent on March 24, 2021...Released by the Texans on Aug. 31, 2021...Signed to the Texans practice squad on Sept. 1, 2021...Elevated to the Texans active roster on Sept. 23, 2021...Reverted back to the Texans practice squad on Sept. 24, 2021...Elevated to the Texans active roster on Oct. 9, 2021...Reverted back to the Texans practice squad on Oct. 11, 2021...Signed to the Texans active roster on Oct. 12, 2021...Placed on the Reserve/COVID-19 List on Dec. 29, 2021...Activated from the Reserve/COVID-19 List on Jan. 5, 2022...Re-signed with the Texans as an unrestricted free agent on March 24, 2022.

2022 (Houston 5/1):

- Has caught 10 passes for 128 yards (12.8 avg.) and one touchdown so far this season
- Hauled in three passes for 63 yards (21.0 avg.) at Chicago (9/25), the second-most receiving output of his career
- Earned his first start of the season vs. Los Angeles (10/2)
- Inactive for the Week 5 game at Jacksonville (10/9)
- Caught a touchdown pass from QB Davis Mills for his first score of the season at Las Vegas (10/23)

2021 (Houston 12/1):

- Played in 12 games (one start) in his first season as a Texan, posting a career-high 21 catches and amassing 227 receiving yards (10.8 avg.) and two touchdowns
- Made his first appearance as a Texan vs. Carolina (9/23)
- Recorded five receptions for a season-high 109 yards (21.8 avg.), both career highs, vs. New England (10/10). Caught a 67-yard touchdown pass from QB Davis Mills, the longest reception of his career and his first score as a Texan
- Made his first start as a Texan at Arizona (10/24)
- Caught four passes for 40 yards (10.0 avg.) vs. the L.A. Chargers (12/26), his second-highest receiving yardage total of the season
- Tallied three receptions for 38 yards (12.7 avg.) and one touchdown vs. Tennessee (1/9/22), a 28-yard touchdown pass from QB Davis Mills

2020 (Baltimore 3/0, 1/0):

- Appeared in three regular season games and totaled two special teams tackles

- Spent Weeks 9-15 on the Reserve/Injured List

2019 (Baltimore 14/1, 1/0):

- Played in 14 games (one start) and caught three passes for 21 yards (7.0 avg.), while also returning four kicks for 81 yards (20.3 avg.)

2018 (Baltimore 16/0, 1/0):

- Served as a key contributor on special teams appearing in 16 games and registering 22 kickoff returns for 491 yards (22.3 avg.). Also recorded a career-high 19 catches for 196 yards (10.3 avg.) and one touchdown
- Caught a five-yard touchdown pass and logged a season-high 92 kickoff return yards in Week 15 vs. Tampa Bay (12/16)

2017 (Baltimore 13/4):

- Played in 13 games (four starts) and posted single-season career highs in receiving yards (248) and touchdowns (three). Was also a key special teamer in which he returned 13 kickoffs for 346 yards (26.6 avg.)
- Contributed his first career touchdown reception in Week 7 at Minnesota (10/22)
- Posted a career-high 48 receiving yards on three receptions (16.0 avg.) and one touchdown in Week 14 at Pittsburgh (12/10)
- Caught a six-yard touchdown pass in Week 17 vs. Cincinnati (12/31) and also returned a kickoff 87 yards

2016 (Baltimore 15/0):

- Saw action in 15 games and totaled seven receptions for 46 yards (6.6 avg.) and seven kickoff returns for 162 yards (23.1 avg.) as a rookie
- Made his NFL debut in Week 1 vs. Buffalo (9/11) and caught one pass for 13 yards

COLLEGE:

- Played four seasons (2012-15) at the University of Cincinnati after redshirting in 2011
- Notched the eighth-best yards per reception average (21.1) in the country as a senior (2015) after compiling 39 receptions for 823 yards and seven touchdowns
- Posted 26 catches for 570 yards and six touchdowns as a junior (2014). Set the NCAA FBS record against Ohio State (9/27) for yards per reception average (73.7) when he totaled three receptions for 221 yards with all three catches scoring a touchdown (60, 83 and 78 yards)



- ✦ Caught 45 passes for 645 yards (14.3 avg.) and nine touchdowns in his sophomore year (2013)
- ✦ Totaled four receptions for 113 yards (28.3 avg.) and two touchdowns in his redshirt freshman season (2012)
- ✦ Redshirted his first year in 2011

PERSONAL:

- ✦ Attended Jefferson High School in Tampa, Fla.
- ✦ Led the school to an undefeated season and the Class 3A State Championship as a senior (2010) when he hauled in 49 catches for 1,500 yards (30.6 avg.) and 21 touchdowns
- ✦ Named Class 3A All-State Honorable Mention after his senior season

CHRIS MOORE'S NFL REGULAR SEASON RUSHING/RECEIVING STATISTICS

| DATE | TEAM | GP | GS | RECEIVING | | | | | RUSHING | | | | |
|------------|--------|----|----|-----------|------|------|-----|----|---------|------|------|----|----|
| | | | | NO. | YDS. | AVG. | LG | TD | NO. | YDS. | AVG. | LG | TD |
| 2016 | Ravens | 15 | 0 | 7 | 46 | 6.6 | 13 | 0 | 3 | 19 | 6.3 | 10 | 0 |
| 2017 | Ravens | 13 | 4 | 18 | 248 | 13.8 | 30t | 3 | 2 | -9 | -4.5 | -4 | 0 |
| 2018 | Ravens | 16 | 0 | 19 | 196 | 10.3 | 30 | 1 | 5 | 17 | 3.4 | 9 | 0 |
| 2019 | Ravens | 14 | 1 | 3 | 21 | 7.0 | 13 | 0 | 1 | 0 | 0.0 | 0 | 0 |
| 2020 | Ravens | 3 | 0 | 0 | 0 | 0.0 | 0 | 0 | 0 | 0 | 0.0 | 0 | 0 |
| 2021 | Texans | 12 | 1 | 21 | 227 | 10.8 | 67t | 2 | 0 | 0 | 0.0 | 0 | 0 |
| 2022 | Texans | 5 | 1 | 10 | 128 | 12.8 | 52 | 1 | 0 | 0 | 0.0 | 0 | 0 |
| NFL TOTALS | | 78 | 7 | 78 | 866 | 11.1 | 67T | 7 | 11 | 27 | 2.5 | 10 | 0 |

CHRIS MOORE'S NFL POSTSEASON RUSHING/RECEIVING STATISTICS

| DATE | TEAM | GP | GS | RECEIVING | | | | | RUSHING | | | | |
|------------|--------|----|----|-----------|------|------|----|----|---------|------|------|----|----|
| | | | | NO. | YDS. | AVG. | LG | TD | NO. | YDS. | AVG. | LG | TD |
| 2018 | Ravens | 1 | 0 | 0 | 0 | 0.0 | 0 | 0 | 0 | 0 | 0.0 | 0 | 0 |
| 2019 | Ravens | 1 | 0 | 0 | 0 | 0.0 | 0 | 0 | 0 | 0 | 0.0 | 0 | 0 |
| 2020 | Ravens | 1 | 0 | 0 | 0 | 0.0 | 0 | 0 | 0 | 0 | 0.0 | 0 | 0 |
| NFL TOTALS | | 3 | 0 | 0 | 0 | 0.0 | 0 | 0 | 0 | 0 | 0.0 | 0 | 0 |

CHRIS MOORE'S NFL REGULAR SEASON RETURN STATISTICS

| DATE | TEAM | RET. | KICKOFF RETURNS | | | | PUNT RETURNS | | | | | |
|------------|--------|------|-----------------|------|----|----|--------------|----|------|------|----|----|
| | | | YDS. | AVG. | LG | TD | NO. | FC | YDS. | AVG. | LG | TD |
| 2016 | Ravens | 7 | 162 | 23.1 | 34 | 0 | 0 | 0 | 0 | 0.0 | 0 | 0 |
| 2017 | Ravens | 13 | 346 | 26.6 | 87 | 0 | 0 | 0 | 0 | 0.0 | 0 | 0 |
| 2018 | Ravens | 22 | 491 | 22.3 | 39 | 0 | 0 | 0 | 0 | 0.0 | 0 | 0 |
| 2019 | Ravens | 4 | 81 | 20.3 | 26 | 0 | 0 | 0 | 0 | 0.0 | 0 | 0 |
| 2020 | Ravens | 0 | 0 | 0.0 | 0 | 0 | 0 | 0 | 0 | 0.0 | 0 | 0 |
| 2021 | Texans | 0 | 0 | 0.0 | 0 | 0 | 0 | 0 | 0 | 0.0 | 0 | 0 |
| 2022 | Texans | 0 | 0 | 0.0 | 0 | 0 | 0 | 0 | 0 | 0.0 | 0 | 0 |
| NFL TOTALS | | 46 | 1,080 | 23.5 | 87 | 0 | 0 | 0 | 0 | 0.0 | 0 | 0 |

SINGLE-GAME HIGHS: RUSHING/RECEIVING

Rush Attempts 1 vs. Pittsburgh Steelers, Dec 29, 2019
...10 more at 1.

Rushing Yards 10 vs. Cleveland Browns, Nov 10, 2016

Longest Runs 10 vs. Cleveland Browns, Nov 10, 2016

Receptions 5 vs. New England Patriots, Oct 10, 2021

Receiving Yards 109 vs. New England Patriots, Oct 10, 2021

Receiving Average 21.8 vs. New England Patriots, Oct 10, 2021

Longest Receptions 67t vs. New England Patriots, Oct 10, 2021

Receiving TDs 1 at Las Vegas Raiders, Oct 23, 2022
...6 more at 1.

All-Purpose Yards 134 at Pittsburgh Steelers, Dec 10, 2017

Kickoff Returns 5 at Pittsburgh Steelers, Dec 10, 2017

Kickoff Return Yards 124 vs. Cincinnati Bengals, Dec 31, 2017

Longest Kickoff Return 87 vs. Cincinnati Bengals, Dec 31, 2017

Kickoff Return Average 41.3 vs. Cincinnati Bengals, Dec 31, 2017

Special Teams Tackles 2 at Jacksonville Jaguars, Dec 19, 2021
...1 more at 2.

Most TDs 1 at Las Vegas Raiders, Oct 23, 2022
...9 more at 1.

Miscellaneous Tackles 1 at Jacksonville Jaguars, Sep 25, 2016



SINGLE-GAME HIGHS - POSTSEASON: RUSHING/RECEIVING

Special Teams Tackles 2 vs. Los Angeles Chargers, Jan 06, 2019

Miscellaneous Tackles 1 vs. Los Angeles Chargers, Jan 06, 2019

100-YARD RECEIVING GAMES (1): REGULAR SEASON

| DATE | TEAM | NO. | YDS. | AVG. | LG | TD |
|----------|----------|-----|------|------|-----|----|
| 10/10/21 | PATRIOTS | 5 | 109 | 21.8 | 67t | 1 |

2022 GAME-BY-GAME REGULAR-SEASON STATISTICS (TEXANS)

| W | DATE | OPPONENT | P/S | RECEIVING | | | | | RUSHING | | | | | W/L/T | SCORE |
|-------------|-------|------------|-----|-----------|------|------|-----|----|----------|------|------|----|----|-------|-------|
| | | | | NO. | YDS. | AVG. | LG | TD | NO. | YDS. | AVG. | LG | TD | | |
| 01 | 09/11 | Colts | P | 3 | 31 | 10.3 | 11 | 0 | 0 | 0 | 0.0 | 0 | 0 | T | 20-20 |
| 02 | 09/18 | at Broncos | P | 2 | 14 | 7.0 | 9 | 0 | 0 | 0 | 0.0 | 0 | 0 | L | 9-16 |
| 03 | 09/25 | at Bears | P | 3 | 63 | 21.0 | 52 | 0 | 0 | 0 | 0.0 | 0 | 0 | L | 20-23 |
| 04 | 10/02 | Chargers | S | 0 | 0 | 0.0 | 0 | 0 | 0 | 0 | 0.0 | 0 | 0 | L | 24-34 |
| 05 | 10/09 | at Jaguars | | | | | | | INACTIVE | | | | | W | 13-6 |
| 07 | 10/23 | at Raiders | P | 2 | 20 | 10.0 | 13t | 1 | 0 | 0 | 0.0 | 0 | 0 | L | 20-38 |
| 2022 TOTALS | | | 5-1 | 10 | 128 | 12.8 | 52 | 1 | 0 | 0 | 0.0 | 0 | 0 | 1-4-1 | |



JIMMY MORRISSEY

79
OFFENSIVE LINEMAN

Ht: 6-3

DOB: 6/9/1998

Texans Season: 2 **NFL Season:** 2

Acquired: FA-'21

Wt: 303

College: Pittsburgh

TRANSACTIONS: Selected by the Las Vegas Raiders with the second pick of the seventh round (230th overall) in the 2021 NFL Draft...Released by the Raiders on Aug. 31, 2021...Signed to the Raiders practice squad on Sept. 1, 2021...Released from the Raiders practice squad on Oct. 19, 2021...Signed with the Houston Texans on Oct. 20, 2021...Re-signed with the Texans on March 11, 2022...Waived by the Texans on the Aug. 30, 2022...Added to the Texans practice squad on Aug. 31, 2022...Signed to the Texans active roster on Sept. 21, 2022.

2022 (Houston 2/0):

- Started the season on the Texans practice squad
- Signed to the active roster before Week 3 and has appeared in two games

2021 (Houston 6/5):

- Played in six games (five starts) in his first season as a Texan, making five starts at center in place of injured OL Justin Britt
- Made his first career start and appearance on the offensive line at Miami (11/7)
- Was part of an offensive line that did not allow a sack as QB Tyrod Taylor completed 14-of-24 passes (58.3 percent) for 107 yards and a passer rating of 69.3, also recording two rushing touchdowns at Tennessee (11/21)
- Helped pave the way for a rushing attack that totaled 96 yards on 24 attempts, averaging 4.0 yards per carry vs. the N.Y. Jets (11/28)
- Earned his first career snaps on special teams at Jacksonville (12/19)
- Blocked for a rushing attack that gained a season-high 189 yards and two touchdowns on the ground, averaging 5.3 yards per carry vs. the L.A. Chargers (12/26)

COLLEGE:

- Played four seasons (2017-20) at the University of Pittsburgh in Pittsburgh, Pa., after redshirting as a true freshman walk-on in 2016
- Started all 47 games in his collegiate career, making 46 starts at center and one start at right guard
- As a redshirt senior, named recipient of the 2020 Burlsworth Trophy, annually presented to the most outstanding player in college football who began his career as a walk-on. Earned All-ACC honors for the third consecutive year, including first-team All-ACC recognition by the Associated Press and second-team All-ACC honors from the coaches and media
- In 2019, established himself as the top center in the ACC, not allowing a sack the entire season and was also rated as the Panthers' top run blocker. Earned first-team All-ACC honors and was a three-time Pro Football Focus ACC Team of the Week honoree
- Earned third-team All-ACC honors as a junior in 2018, becoming the first Pitt player at his position to earn such distinction
- Earned All-ACC Academic Football Team honors all four seasons that he played

PERSONAL:

- Attended La Salle College High School in Wyndmoor, Pa.
- Named a two-time All-Philadelphia Catholic League performer
- Named All-City by Philadelphia Daily News
- A three-year letterman, helping his high school to a 25-7 record during his varsity career, including a PCL title as a senior
- Selected to play in the Big 33 Football Classic

JIMMY MORRISSEY'S NFL REGULAR SEASON STATISTICS

| DATE | TEAM | GP | GS |
|---------------------------------|---------|----|----|
| 2021 | Raiders | 0 | 0 |
| Went from Las Vegas to Houston. | | | |
| 2021 | Texans | 6 | 5 |
| 2021 | TOTAL | 6 | 5 |
| 2022 | Texans | 2 | 0 |
| NFL TOTALS | | 8 | 5 |



2022 GAME-BY-GAME REGULAR-SEASON STATISTICS (TEXANS)

| W | DATE | OPPONENT | P/S | | W/L/ T | SCORE |
|-------------|-------|------------|-----|----------------|-----------|-------|
| 01 | 09/11 | Colts | | PRACTICE SQUAD | T | 20-20 |
| 02 | 09/18 | at Broncos | | PRACTICE SQUAD | L | 9-16 |
| 03 | 09/25 | at Bears | P | | L | 20-23 |
| 04 | 10/02 | Chargers | P | | L | 24-34 |
| 05 | 10/09 | at Jaguars | | DID NOT PLAY | W | 13-6 |
| 07 | 10/23 | at Raiders | | DID NOT PLAY | L | 20-38 |
| 2022 TOTALS | | | 2-0 | | 1-4-1 | |



ERIC
MURRAY

23
DEFENSIVE BACK

Ht: 5-11
DOB: 1/7/1994

Wt: 199
College: Minnesota

Texans Season: 2 NFL Season: 7

Acquired: UFA-'20 (CLE)

TRANSACTIONS: Selected by the Kansas City Chiefs in the fourth round (106th overall) of the 2016 NFL Draft...Traded to the Cleveland Browns on April 1, 2019...Signed by the Houston Texans as an unrestricted free agent on March 21, 2020...Placed on the Reserve/COVID-19 List on Dec. 23, 2021...Activated from the Reserve/COVID-19 List on Dec. 29, 2021.

2022 (Houston 6/0):

Has six special teams tackles (four solo) so far this season

2021 (Houston 16/11):

- ✦ Played in 16 games (11 starts) and totaled a career-high 73 defensive tackles (47 solo), also notching one interception, four passes defended and three special teams tackles (one solo)
- ✦ Started in the season opener vs. Jacksonville (9/12) and recorded six tackles (four solo)
- ✦ Notched five tackles (three solo) at Cleveland (9/19)
- ✦ Registered four tackles (three solo) vs. Carolina (9/23)
- ✦ Tied for second on the team in tackles with eight (five solo), also tallying his second career interception at Miami (11/7)
- ✦ Finished tied for second on the team with 11 tackles (six solo) while also tallying one pass defended at Tennessee (11/21). Broke up a pass intended for TE Anthony Firkser from QB Ryan Tannehill, forcing a turnover on downs in the fourth quarter
- ✦ Tied for first on the team with eight tackles (five solo) vs. the N.Y. Jets (11/28)
- ✦ Finished tied for fourth on the team with eight tackles (four solo), also notching one pass defended at Jacksonville (12/19)
- ✦ Placed second on the team with eight tackles (six solo), also tallying one pass defended at San Francisco (1/2/22)

2020 (Houston 14/14):

- ✦ Started 14 games in his first season with the Texans and notched his single-season high 71 total tackles (47 solo) while also adding 2.0 sacks, two tackles for loss, four quarterback hits, two passes defended and one forced fumble
- ✦ Started his first game as a Texan and totaled the second-most tackles in his career (seven) in the season opener at Kansas City (9/10)
- ✦ Recorded back-to-back games with at least seven total tackles for the first time in his career vs. Baltimore (9/20)

- ✦ Totaled five solo tackles, one quarterback hit, one pass defended and the first forced fumble of his career at Pittsburgh (9/27)
- ✦ Finished with a career-high 11 total tackles (10 solo) and 2.0 sacks at Chicago (12/13). Became the fifth defensive back since 1994 with at least 11 total tackles and 2.0 sacks in a single game
- ✦ Notched five total tackles (three solo) and his second pass defended of the season at Indianapolis (12/20)

2019 (Cleveland 9/4):

- ✦ Saw action in nine games (four starts) with the Browns, finishing the season with 23 tackles (15 solo), three tackles for loss, 1.0 sack, one quarterback hit and one pass defended
- ✦ Missed Weeks 9-15 with an injury but returned in Week 16
- ✦ Played in every defensive snap and recorded a season-high five total tackles (three solo) and added one tackle for loss and one pass defended vs. the L.A. Rams (9/22)
- ✦ Logged the second sack of his career at New England (10/27), dropping Patriots QB Tom Brady for a loss of four yards to force a punt

2018 (Kansas City 15/9, 2/0):

- ✦ Appeared in 15 games and started in a career-high nine, notching a single-season career high in tackles with 55 and added his first career interception, one tackle for loss, one quarterback hit and two passes defended
- ✦ Posted a single-game career-high nine total tackles (four solo) at the L.A. Chargers (9/9)
- ✦ Registered six total tackles (five solo) and his first career interception at Denver (10/1), picking off Broncos QB Case Keenum in the third quarter

2017 (Kansas City 14/2, 1/0):

- ✦ Played in 14 games (two starts) and logged 30 total tackles (26 solo), 1.0 sack, two tackles for loss, one quarterback hit and a single-season career-high five passes defended. Added six special teams tackles
- ✦ Registered a single-game career high with two passes defended vs. Philadelphia (9/17), and added a season-high six total tackles
- ✦ Notched his first career tackle for loss and added four solo tackles vs. Washington (10/2)
- ✦ Made his first career start at Houston (10/8) and recorded



one solo tackle on defense and one tackle on special teams

- ✎ Logged his first career sack against the L.A. Chargers (12/16), bringing down QB Philip Rivers for a loss of nine yards that forced a Chargers punt. Added two total tackles, one tackle for loss and one quarterback hit in the contest

2016 (Kansas City 16/0, 1/0):

- ✎ Appeared in all 16 games of his rookie season, primarily on special teams
- ✎ Notched three total tackles (three solo) and one fumble recovery on defense, while adding six solo tackles on special teams

COLLEGE:

- ✎ Played in 52 games (39 starts) at the University of Minnesota in Minneapolis and racked up 192 tackles, two

interceptions, 24 passes defended, three forced fumbles, three fumble recoveries and two blocked kicks

- ✎ Earned All-Big Ten second team honors as a junior and All-Big Ten third-team honors as a senior Received the Carl Eller Award (team's top defensive player) in 2015 and was named the team's Defensive Back of the Year

PERSONAL:

- ✎ Attended Riverside University High School in Milwaukee, where he played on both sides of the ball at running back and cornerback
- ✎ As a senior, rushed for 444 yards and six touchdowns, while tallying 434 receiving yards and five receiving touchdowns on offense and three interceptions on defense
- ✎ Earned first-team all-state honors as a defensive back, helping Riverside to an 11-2 record and a city championship in 2011

ERIC MURRAY'S NFL REGULAR SEASON DEFENSIVE STATISTICS

| DATE | TEAM | GP | GS | TACKLES | | | | | | | | INTERCEPTIONS | | | | | FUMBLES | | | | ST | | | | | MISC | |
|------------|--------|----|----|---------|-----|----|-----|-----|-----|------|-----|---------------|-----|----|----|----|---------|----|----|-----|----|----|---|----|----|------|---|
| | | | | TK | S | A | TFL | YDS | SK | YDS | QBH | NO | YDS | LG | TD | PD | FF | FR | TD | YDS | TK | S | A | FF | FR | S | A |
| 2016 | Chiefs | 16 | 0 | 3 | 3 | 0 | 0 | 0 | 0.0 | 0.0 | 0 | 0 | 0 | 0 | 0 | 0 | 1 | 0 | 0 | 0 | 6 | 6 | 0 | 0 | 0 | 0 | 0 |
| 2017 | Chiefs | 14 | 2 | 30 | 26 | 4 | 2 | 13 | 1.0 | 9.0 | 1 | 0 | 0 | 0 | 0 | 5 | 0 | 0 | 0 | 0 | 6 | 5 | 1 | 0 | 0 | 0 | 0 |
| 2018 | Chiefs | 15 | 9 | 55 | 43 | 12 | 1 | 11 | 0.0 | 0.0 | 1 | 1 | 0 | 0 | 0 | 2 | 0 | 0 | 0 | 0 | 0 | 0 | 0 | 0 | 0 | 0 | 0 |
| 2019 | Browns | 9 | 4 | 23 | 15 | 8 | 3 | 8 | 1.0 | 4.0 | 1 | 0 | 0 | 0 | 0 | 1 | 0 | 0 | 0 | 0 | 1 | 0 | 1 | 0 | 0 | 0 | 0 |
| 2020 | Texans | 14 | 14 | 71 | 47 | 24 | 2 | 18 | 2.0 | 18.0 | 4 | 0 | 0 | 0 | 0 | 2 | 1 | 0 | 0 | 0 | 0 | 0 | 0 | 0 | 0 | 0 | 0 |
| 2021 | Texans | 16 | 11 | 73 | 47 | 26 | 0 | 0 | 0.0 | 0.0 | 0 | 1 | 0 | 0 | 0 | 4 | 0 | 0 | 0 | 0 | 3 | 1 | 2 | 0 | 0 | 0 | 0 |
| 2022 | Texans | 6 | 0 | 0 | 0 | 0 | 0 | 0 | 0.0 | 0.0 | 0 | 0 | 0 | 0 | 0 | 0 | 0 | 0 | 0 | 0 | 6 | 4 | 2 | 0 | 0 | 0 | 0 |
| NFL TOTALS | | 90 | 40 | 255 | 181 | 74 | 8 | 50 | 4.0 | 31.0 | 7 | 2 | 0 | 0 | 0 | 14 | 1 | 1 | 0 | 0 | 22 | 16 | 6 | 0 | 0 | 0 | 0 |

ERIC MURRAY'S NFL POSTSEASON DEFENSIVE STATISTICS

| DATE | TEAM | GP | GS | TACKLES | | | | | | | | INTERCEPTIONS | | | | | | FUMBLES | | | | ST | | | | | | MISC | |
|------------|--------|----|----|---------|---|---|-----|-----|-----|-----|-----|---------------|-----|----|----|----|----|---------|----|-----|----|----|---|----|----|---|---|------|--|
| | | | | TK | S | A | TFL | YDS | SK | YDS | QBH | NO | YDS | LG | TD | PD | FF | FR | TD | YDS | TK | S | A | FF | FR | S | A | | |
| 2016 | Chiefs | 1 | 0 | 0 | 0 | 0 | 0 | 0 | 0.0 | 0.0 | 0 | 0 | 0 | 0 | 0 | 0 | 0 | 0 | 0 | 1 | 1 | 0 | 0 | 0 | 0 | 0 | | | |
| 2017 | Chiefs | 1 | 0 | 1 | 1 | 0 | 0 | 0 | 0.0 | 0.0 | 0 | 0 | 0 | 0 | 0 | 0 | 0 | 0 | 0 | 0 | 0 | 0 | 0 | 0 | 0 | 0 | | | |
| 2018 | Chiefs | 2 | 0 | 7 | 5 | 2 | 0 | 0 | 0.0 | 0.0 | 0 | 0 | 0 | 0 | 0 | 0 | 0 | 0 | 0 | 3 | 2 | 1 | 0 | 0 | 0 | 0 | | | |
| NFL TOTALS | | 4 | 0 | 8 | 6 | 2 | 0 | 0 | 0.0 | 0.0 | 0 | 0 | 0 | 0 | 0 | 0 | 0 | 0 | 0 | 4 | 3 | 1 | 0 | 0 | 0 | 0 | | | |

SINGLE-GAME HIGHS: DEFENSIVE

Total Tackles 11 at Tennessee Titans, Nov 21, 2021
...1 more at 11.

Solo Tackles 10 at Chicago Bears, Dec 13, 2020

Sacks 2.0 at Chicago Bears, Dec 13, 2020

Passes Defensed 2 vs. Philadelphia Eagles, Sep 17, 2017

Forced Fumbles 1 at Pittsburgh Steelers, Sep 27, 2020

Fumble Recoveries 1 vs. New York Jets, Sep 25, 2016

Tackles For Loss 2 at Chicago Bears, Dec 13, 2020
...1 more at 2.

Interceptions 1 at Miami Dolphins, Nov 07, 2021
...1 more at 1.

Special Teams Tackles 2 at Las Vegas Raiders, Oct 23, 2022
...1 more at 2.

SINGLE-GAME HIGHS - POSTSEASON: DEFENSIVE

Total Tackles 5 vs. Indianapolis Colts, Jan 12, 2019

Solo Tackles 3 vs. Indianapolis Colts, Jan 12, 2019

Special Teams Tackles 2 vs. Indianapolis Colts, Jan 12, 2019



2022 GAME-BY-GAME REGULAR-SEASON STATISTICS (TEXANS)

| W | DATE | OPPONENT | P/S | TACKLES | | | | | | | INTERCEPTIONS | | | | | FUMBLES | | | | | ST | | | | | MISC | | W/L | SCORE |
|-------------|-------|------------|-----|---------|---|---|-----|-----|-----|-----|---------------|----|-----|----|----|---------|----|----|----|-----|----|---|---|----|----|------|---|-------|-------|
| | | | | TK | S | A | SK | YDS | TFL | YDS | QBH | NO | YDS | LG | TD | PD | FF | FR | TD | YDS | TK | S | A | FF | FR | S | A | | |
| 01 | 09/11 | Colts | P | 0 | 0 | 0 | 0.0 | 0.0 | 0 | 0 | 0 | 0 | 0 | 0 | 0 | 0 | 0 | 0 | 0 | 0 | 0 | 0 | 0 | 0 | 0 | 0 | 0 | T | 20-20 |
| 02 | 09/18 | at Broncos | P | 0 | 0 | 0 | 0.0 | 0.0 | 0 | 0 | 0 | 0 | 0 | 0 | 0 | 0 | 0 | 0 | 0 | 0 | 1 | 0 | 1 | 0 | 0 | 0 | 0 | L | 9-16 |
| 03 | 09/25 | at Bears | P | 0 | 0 | 0 | 0.0 | 0.0 | 0 | 0 | 0 | 0 | 0 | 0 | 0 | 0 | 0 | 0 | 0 | 0 | 2 | 2 | 0 | 0 | 0 | 0 | 0 | L | 20-23 |
| 04 | 10/02 | Chargers | P | 0 | 0 | 0 | 0.0 | 0.0 | 0 | 0 | 0 | 0 | 0 | 0 | 0 | 0 | 0 | 0 | 0 | 0 | 0 | 0 | 0 | 0 | 0 | 0 | 0 | L | 24-34 |
| 05 | 10/09 | at Jaguars | P | 0 | 0 | 0 | 0.0 | 0.0 | 0 | 0 | 0 | 0 | 0 | 0 | 0 | 0 | 0 | 0 | 0 | 0 | 1 | 1 | 0 | 0 | 0 | 0 | 0 | W | 13-6 |
| 07 | 10/23 | at Raiders | P | 0 | 0 | 0 | 0.0 | 0.0 | 0 | 0 | 0 | 0 | 0 | 0 | 0 | 0 | 0 | 0 | 0 | 0 | 2 | 1 | 1 | 0 | 0 | 0 | 0 | L | 20-38 |
| 2022 TOTALS | | | | 6-0 | 0 | 0 | 0 | 0.0 | 0.0 | 0 | 0 | 0 | 0 | 0 | 0 | 0 | 0 | 0 | 0 | 0 | 6 | 4 | 2 | 0 | 0 | 0 | 0 | 1-4-1 | |



STEVEN
NELSON

21
DEFENSIVE BACK

Ht: 5-11

DOB: 1/22/1993

Texans Season: 1

Acquired: UFA-'22 (PHI)

Wt: 194

College: Oregon State

NFL Season: 8

TRANSACTIONS: Selected by the Kansas City Chiefs in the third round (98th overall) of the 2015 NFL Draft...Signed as an unrestricted free agent with the Pittsburgh Steelers on March 13, 2019...Released by the Steelers on March 23, 2021...Signed with the Philadelphia Eagles on July 25, 2021...Signed with the Houston Texans as an unrestricted free agent on April 14, 2022.

2022 (Houston 6/6):

- Has 29 tackles (21 solo), one tackle for loss and four passes defended on the season
- Started and totaled five tackles (four solo) and two passes defended in his Texans debut vs. Indianapolis (9/11)
- Appeared in his 100th career NFL game, finishing with five tackles (four solo), one tackle for loss and one pass defended at Denver (9/18)

2021 (Philadelphia 16/16, 1/1):

- Started every game he appeared in and totaled 50 tackles (34 solo), one interception and seven passes defended
- Made a season-high seven tackles (three solo) in the season opener at Atlanta (9/12)
- Intercepted a pass from QB Sam Darnold to secure the win at Carolina (10/10). Also notched three tackles (two solo) and a season-high two passes defended
- Recorded six tackles (four solo) and one pass defended at the N.Y. Giants (11/28)
- Started in the Wild Card Round at Tampa Bay (1/16/22) and made four tackles (two solo) and one pass defended

2020 (Pittsburgh 15/15, 1/1):

- Started 15 games and amassed 54 tackles (48 solo), two interceptions, two tackles for loss, one fumble recovery and nine passes defended
- Recorded a single-game career-high two interceptions from Carson Wentz, also tallying six tackles (five solo) and two passes defended vs. Philadelphia (10/11)
- Recovered a fumble from Tee Higgins and made two tackles (both solo) and one pass defended vs. Cincinnati (11/15)
- Logged a season-high three passes defended and tallied six tackles (five solo) at Buffalo (12/13)
- Started in the Wild Card Round vs. Cleveland (1/10/21) and notched six tackles (five solo)

2019 (Pittsburgh 15/15):

- Totaled 61 tackles (52 solo), one interception, one fumble recovery and eight passes defended

- Logged seven tackles (six solo) and one pass defended vs. Seattle (9/15)
- Recovered a fumble from Mark Walton and made one solo tackle vs. Miami (10/28)
- Intercepted a pass from Josh Allen and returned it 33 yards, also making six tackles (all solo) and one pass defended vs. Buffalo (12/15)
- Notched a season-high two passes defended and posted four tackles (all solo) at Baltimore (12/29)

2018 (Kansas City 16/16, 2/2):

- Amassed a career-high 68 tackles (58 solo), four interceptions, two tackles for loss and 15 passes defended
- Posted eight tackles (four solo) and one pass defended in the season opener at the L.A. Chargers (9/9)
- Recorded his first interception of the season as well as three tackles (two solo) and two passes defended vs. Jacksonville (10/7)
- Logged eight tackles (all solo), one interception and one pass defended at Cleveland (11/4)
- Notched three passes defended and tallied an interception for a 35-yard return vs. Arizona (11/11)
- Started the Divisional Round contest vs. Indianapolis (1/12/19) and made two tackles (both solo) and one pass defended
- Started the AFC Championship Game vs. New England (1/20/19) and totaled three tackles (all solo) and one pass defended

2017 (Kansas City 9/7, 1/1):

- Finished with 41 tackles (33 solo), two tackles for loss, one forced fumble and four passes defended
- Posted five tackles (all solo) and a season-high two passes defended at the N.Y. Giants (11/19)
- Totaled a season-high nine tackles (seven solo) and made one tackle for loss at the N.Y. Jets (12/3)
- Posted four tackles (three solo), one tackle for loss, one forced fumble and one pass defended vs. Oakland (12/10)
- Started in the Wild Card Round vs. Tennessee (1/6/18) and made three tackles (two solo) and one pass defended

2016 (Kansas City 15/15, 1/1):

- Totaled 64 tackles (58 solo), one quarterback hit, four tackles for loss, two fumble recoveries and 16 passes defended
- Recorded eight tackles (all solo) and one tackle for loss in



- the season opener vs. San Diego (9/11)
- Notched a season-high nine tackles (eight solo) vs. New Orleans (10/23)
- Made two stops (both solo), one quarterback hit, one fumble recovery and three passes defended vs. Jacksonville (11/6)
- Posted six tackles (four solo), one tackle for loss and one pass defended at Carolina (11/13)
- Recovered a fumble, logged one pass defended and made seven tackles (all solo) vs. Tampa Bay (11/20)
- Notched eight tackles (seven solo), one tackle for loss and one pass defended vs. Tennessee (12/18)
- Made his first career postseason start in the Divisional Round vs. Pittsburgh (1/15/17) and tallied five tackles (four solo)

2015 (Kansas City 12/0, 2/0):

- Played in 12 regular season games and two postseason contests in his first NFL season, mostly appearing on special teams and amassing seven special teams tackles (all solo)
- Played in his first NFL game vs. Chicago (10/11)
- Recorded his first career special teams tackle at Minnesota (10/18)
- Logged his first career tackle on defense vs. Pittsburgh (10/25)
- Posted a season-high three special teams tackles (all solo) vs. Buffalo (11/29)
- Played in his first postseason game in the Wild Card Round at Houston (1/9/16) and notched his first career pass defended

COLLEGE:

- Played two seasons (2013-14) at Oregon State University in Corvallis, Ore., following a two-year junior college stint (2011-12) at College of the Sequoias in Visalia, Calif.
- Earned Pac-12 All-Conference Second Team honors following his senior campaign (2014) in which he posted 60 tackles (37 solo), two interceptions, two tackles for loss and eight passes defended
- Started the final nine games of his first season at Oregon State (2013) and tallied 62 tackles (48 solo), six touchdowns including one pick-six and eight passes defended
- Played junior college football at College of the Sequoias and made 71 tackles, 19 passes defended and six interceptions through two seasons, earning All-Northern California Football Association recognition
- Was rated as the second-best junior college cornerback by 247Sports before arriving at Oregon State
- Also participated in track on the 4x100 relay team in junior college

PERSONAL:

- Attended Northside High School in Warner Robins, Ga., where he was an All-Middle Georgia selection as a returner as a senior after returning seven punts for touchdowns
- Also earned All-Middle Georgia honors as a defensive back his senior year with 30 tackles and seven interceptions
- Participated in track in high school as part of the 4x100 relay team that finished first place in the country
- Son of Steven Nelson, Sr. and Ylencia Jackson, and is the father of his son, Steven Nelson III

STEVEN NELSON'S NFL REGULAR SEASON DEFENSIVE STATISTICS

| 2022 NFL Season Statistics | | | | | | | | | | | | | | | | | | | | | | | | | | | | | | | | |
|----------------------------|----------|-----|----|---------|-----|----|-----|-----|-----|-----|----|-----|---------------|----|----|----|----|----|---------|-----|----|---|---|----|----|---|---|---|---|---|------|--|
| DATE | TEAM | GP | GS | TACKLES | | | | | | | | QBH | INTERCEPTIONS | | | | | | FUMBLES | | | | | | ST | | | | | | MISC | |
| | | | | TK | S | A | TFL | YDS | SK | YDS | NO | | YDS | LG | TD | PD | FF | FR | TD | YDS | TK | S | A | FF | FR | S | A | | | | | |
| 2015 | Chiefs | 12 | 0 | 1 | 1 | 0 | 0 | 0 | 0.0 | 0.0 | 0 | 0 | 0 | 0 | 0 | 0 | 0 | 0 | 0 | 0 | 0 | 0 | 7 | 7 | 0 | 0 | 0 | 0 | 0 | 0 | | |
| 2016 | Chiefs | 15 | 15 | 64 | 58 | 6 | 4 | 5 | 0.0 | 0.0 | 1 | 0 | 0 | 0 | 0 | 16 | 0 | 2 | 0 | 0 | 0 | 1 | 1 | 0 | 0 | 0 | 0 | 0 | 0 | | | |
| 2017 | Chiefs | 9 | 6 | 41 | 33 | 8 | 2 | 2 | 0.0 | 0.0 | 0 | 0 | 0 | 0 | 0 | 4 | 1 | 0 | 0 | 0 | 0 | 0 | 0 | 0 | 0 | 0 | 0 | 0 | 0 | | | |
| 2018 | Chiefs | 16 | 16 | 68 | 58 | 10 | 2 | 4 | 0.0 | 0.0 | 0 | 4 | 53 | 35 | 0 | 15 | 0 | 0 | 0 | 0 | 0 | 0 | 0 | 0 | 0 | 0 | 0 | 0 | 0 | | | |
| 2019 | Steelers | 15 | 15 | 61 | 52 | 9 | 0 | 0 | 0.0 | 0.0 | 0 | 1 | 33 | 33 | 0 | 8 | 0 | 1 | 0 | 0 | 0 | 0 | 0 | 0 | 0 | 0 | 0 | 0 | 0 | | | |
| 2020 | Steelers | 15 | 15 | 48 | 43 | 5 | 2 | 1 | 0.0 | 0.0 | 0 | 2 | 3 | 3 | 0 | 9 | 0 | 1 | 0 | 0 | 0 | 0 | 0 | 0 | 0 | 0 | 0 | 0 | 0 | | | |
| 2021 | Eagles | 16 | 16 | 50 | 34 | 16 | 0 | 0 | 0.0 | 0.0 | 0 | 1 | 4 | 4 | 0 | 7 | 0 | 0 | 0 | 0 | 0 | 0 | 0 | 0 | 0 | 0 | 0 | 0 | 0 | | | |
| 2022 | Texans | 6 | 6 | 29 | 21 | 8 | 1 | 4 | 0.0 | 0.0 | 0 | 0 | 0 | 0 | 0 | 4 | 0 | 0 | 0 | 0 | 0 | 0 | 0 | 0 | 0 | 0 | 0 | 0 | 0 | | | |
| NFL TOTALS | | 104 | 89 | 362 | 300 | 62 | 11 | 16 | 0.0 | 0.0 | 1 | 8 | 93 | 35 | 0 | 63 | 1 | 4 | 0 | 0 | 8 | 8 | 0 | 0 | 0 | 0 | 0 | 0 | 0 | | | |

STEVEN NELSON'S NFL POSTSEASON DEFENSIVE STATISTICS

| DATE | TEAM | GP | GS | TACKLES | | | | | | | | INTERCEPTIONS | | | | | | FUMBLES | | | | | ST | | | | | | MISC | |
|------------|----------|----|----|---------|----|---|-----|-----|-----|-----|-----|---------------|-----|----|----|----|----|---------|----|-----|----|---|----|----|----|---|---|---|------|--|
| | | | | TK | S | A | TFL | YDS | SK | YDS | QBH | NO | YDS | LG | TD | PD | FF | FR | TD | YDS | TK | S | A | FF | FR | S | A | | | |
| 2015 | Chiefs | 2 | 0 | 0 | 0 | 0 | 0 | 0 | 0.0 | 0.0 | 0 | 0 | 0 | 0 | 0 | 1 | 0 | 0 | 0 | 0 | 0 | 0 | 0 | 0 | 0 | 0 | 0 | 0 | | |
| 2016 | Chiefs | 1 | 1 | 5 | 4 | 1 | 0 | 0 | 0.0 | 0.0 | 0 | 0 | 0 | 0 | 0 | 0 | 0 | 0 | 0 | 0 | 0 | 0 | 0 | 0 | 0 | 0 | 0 | 0 | | |
| 2017 | Chiefs | 1 | 1 | 3 | 2 | 1 | 0 | 0 | 0.0 | 0.0 | 0 | 0 | 0 | 0 | 0 | 1 | 0 | 0 | 0 | 0 | 0 | 0 | 0 | 0 | 0 | 0 | 0 | 0 | | |
| 2018 | Chiefs | 2 | 2 | 5 | 5 | 0 | 0 | 0 | 0.0 | 0.0 | 0 | 0 | 0 | 0 | 0 | 2 | 0 | 0 | 0 | 0 | 0 | 0 | 0 | 0 | 0 | 0 | 0 | 0 | | |
| 2020 | Steelers | 1 | 1 | 6 | 5 | 1 | 0 | 0 | 0.0 | 0.0 | 0 | 0 | 0 | 0 | 0 | 0 | 0 | 0 | 0 | 0 | 0 | 0 | 0 | 0 | 0 | 0 | 0 | 0 | | |
| 2021 | Eagles | 1 | 1 | 4 | 2 | 2 | 0 | 0 | 0.0 | 0.0 | 0 | 0 | 0 | 0 | 0 | 1 | 0 | 0 | 0 | 0 | 0 | 0 | 0 | 0 | 0 | 0 | 0 | 0 | | |
| NFL TOTALS | | 8 | 6 | 23 | 18 | 5 | 0 | 0 | 0.0 | 0.0 | 0 | 0 | 0 | 0 | 0 | 5 | 0 | 0 | 0 | 0 | 0 | 0 | 0 | 0 | 0 | 0 | 0 | 0 | | |



SINGLE-GAME HIGHS: DEFENSIVE

| | | | |
|--------------------------|---|----------------------------------|---|
| Total Tackles | 9 at New York Jets, Dec 03, 2017 ...1 more at 9. | Tackles For Loss | 1 at Denver Broncos, Sep 18, 2022 ...10 more at 1. |
| Solo Tackles | 8 at Cleveland Browns, Nov 04, 2018 ...2 more at 8. | Interceptions | 2 vs. Philadelphia Eagles, Oct 11, 2020 |
| Passes Defensed | 3 at Buffalo Bills, Dec 13, 2020 ...5 more at 3. | Interception Return Yards | 35 vs. Arizona Cardinals, Nov 11, 2018 |
| Forced Fumbles | 1 vs. Oakland Raiders, Dec 10, 2017 | Special Teams Tackles | 3 vs. Buffalo Bills, Nov 29, 2015 |
| Fumble Recoveries | 1 vs. Cincinnati Bengals, Nov 15, 2020 ...3 more at 1. | | |

SINGLE-GAME HIGHS - POSTSEASON: DEFENSIVE

| | | | |
|----------------------|--------------------------------------|------------------------|--|
| Total Tackles | 6 vs. Cleveland Browns, Jan 10, 2021 | Passes Defensed | 1 at Tampa Bay Buccaneers, Jan 16, 2022 ...4 more at 1. |
| Solo Tackles | 5 vs. Cleveland Browns, Jan 10, 2021 | | |

2022 GAME-BY-GAME REGULAR-SEASON STATISTICS (TEXANS)

| W | DATE | OPPONENT | P/S | TACKLES | | | | | | | | INTERCEPTIONS | | | | | FUMBLES | | | | | ST | | | | | MISC | | | | W/L | SCORE |
|-------------|-------|------------|-----|---------|----|---|-----|-----|-----|-----|-----|---------------|-----|----|----|----|---------|----|----|-----|----|----|---|----|----|-------|-------|--|--|--|-----|-------|
| | | | | TK | S | A | SK | YDS | TFL | YDS | QBH | NO | YDS | LG | TD | PD | FF | FR | TD | YDS | TK | S | A | FF | FR | S | A | | | | | |
| 01 | 09/11 | Colts | S | 5 | 4 | 1 | 0.0 | 0.0 | 0 | 0 | 0 | 0 | 0 | 0 | 2 | 0 | 0 | 0 | 0 | 0 | 0 | 0 | 0 | 0 | 0 | T | 20-20 | | | | | |
| 02 | 09/18 | at Broncos | S | 5 | 4 | 1 | 0.0 | 0.0 | 1 | 4 | 0 | 0 | 0 | 0 | 1 | 0 | 0 | 0 | 0 | 0 | 0 | 0 | 0 | 0 | 0 | L | 9-16 | | | | | |
| 03 | 09/25 | at Bears | S | 5 | 2 | 3 | 0.0 | 0.0 | 0 | 0 | 0 | 0 | 0 | 0 | 0 | 0 | 0 | 0 | 0 | 0 | 0 | 0 | 0 | 0 | 0 | L | 20-23 | | | | | |
| 04 | 10/02 | Chargers | S | 7 | 6 | 1 | 0.0 | 0.0 | 0 | 0 | 0 | 0 | 0 | 0 | 0 | 0 | 0 | 0 | 0 | 0 | 0 | 0 | 0 | 0 | 0 | L | 24-34 | | | | | |
| 05 | 10/09 | at Jaguars | S | 5 | 4 | 1 | 0.0 | 0.0 | 0 | 0 | 0 | 0 | 0 | 0 | 0 | 0 | 0 | 0 | 0 | 0 | 0 | 0 | 0 | 0 | 0 | W | 13-6 | | | | | |
| 07 | 10/23 | at Raiders | S | 2 | 1 | 1 | 0.0 | 0.0 | 0 | 0 | 0 | 0 | 0 | 0 | 1 | 0 | 0 | 0 | 0 | 0 | 0 | 0 | 0 | 0 | 0 | L | 20-38 | | | | | |
| 2022 TOTALS | | | 6-6 | 29 | 21 | 8 | 0.0 | 0.0 | 1 | 4 | 0 | 0 | 0 | 0 | 0 | 0 | 0 | 0 | 0 | 0 | 0 | 0 | 0 | 0 | 0 | 1-4-1 | | | | | | |

2021 GAME-BY-GAME POSTSEASON STATISTICS (EAGLES)

| W | DATE | OPPONENT | P/S | TACKLES | | | | | | | | INTERCEPTIONS | | | | | FUMBLES | | | | ST | | | | | MISC | | W/L | SCORE |
|-------------|-------|---------------|-----|---------|---|---|-----|-----|-----|-----|-----|---------------|-----|----|----|----|---------|----|----|-----|----|---|---|----|----|------|-------|-----|-------|
| | | | | TK | S | A | SK | YDS | TFL | YDS | QBH | NO | YDS | LG | TD | PD | FF | FR | TD | YDS | TK | S | A | FF | FR | S | A | | |
| 01 | 01/16 | at Buccaneers | S | 4 | 2 | 2 | 0.0 | 0.0 | 0 | 0 | 0 | 0 | 0 | 0 | 1 | 0 | 0 | 0 | 0 | 0 | 0 | 0 | 0 | 0 | 0 | L | 15-31 | | |
| 2021 TOTALS | | | 1-1 | 4 | 2 | 2 | 0.0 | 0.0 | 0 | 0 | 0 | 0 | 0 | 0 | 1 | 0 | 0 | 0 | 0 | 0 | 0 | 0 | 0 | 0 | 0 | 0-1 | | | |



DARE OGUNBOWALE

33
RUNNING BACK

Ht: 5-11

DOB: 5/4/1994

Texans Season: 1

Acquired: FA-'22

Wt: 205

College: Wisconsin

NFL Season: 4

TRANSACTIONS: Signed with the Houston Texans as a college free agent on May 16, 2017...Released by the Texans on Sept. 2, 2017...Signed to the Texans practice squad on Sept. 3, 2017...Released from the Texans practice squad on Oct. 6, 2017...Signed to the Tampa Bay Buccaneers practice squad on Nov. 29, 2017...Released from the Buccaneers practice squad on Dec. 6, 2017...Signed to the Washington Commanders practice squad on Dec. 12, 2017...Elevated to the Commanders active roster on Dec. 22, 2017...Released by the Commanders on March 6, 2018...Signed by the Buccaneers on Aug. 2, 2018...Released by the Buccaneers on Sept. 1, 2018...Signed to the Buccaneers practice squad on Sept. 2, 2018...Released from the Buccaneers practice squad on Oct. 16, 2018...Signed to the Buccaneers practice squad on Oct. 30, 2018...Elevated to the Buccaneers active roster on Nov. 13, 2018...Released by the Buccaneers on Nov. 30, 2018...Signed to the Buccaneers practice squad on Dec. 4, 2018...Signed with the Buccaneers on Dec. 31, 2018...Released by the Buccaneers on Sept. 4, 2020...Signed by the Jacksonville Jaguars on Sept. 10, 2020...Signed an extension with the Jaguars on April 19, 2021...Signed with the Texans on March 23, 2022.

2022 (Houston 6/0):

- Has played in six games thus far, appearing mostly on special teams
- Opened the season on the Texans active roster, playing 21 special teams snaps in Week 1 vs. Indianapolis (9/11)
- Rushed the ball one time for eight yards while catching five passes for 54 yards (10.8 avg.) at Las Vegas (10/23)

2021 (Jacksonville 17/2):

- Handled a career-high 43 carries and rushed for 137 yards (3.2 avg.) and one touchdown, also catching 13 passes for 114 yards (8.8 avg.) and a score
- Logged a career-high 17 carries and tallied 57 rushing yards (3.4 avg.) and one touchdown as well as two receptions for 15 yards at the N.Y. Jets (12/26)
- Made his first start of the season and rushed nine times for 36 yards (4.0 avg.) and caught two passes for 32 yards and his first career receiving touchdown at New England (1/2/22)
- Started at Indianapolis (1/9/22) and rushed 11 times for 30 yards (2.7 avg.) and notched three receptions for 25 yards (8.3 avg.)

2020 (Jacksonville 14/2):

- Totaled a career-high 145 rushing yards on 32 carries (4.5

avg.) and caught 10 passes for 54 yards (5.4 avg.)

- Logged his first carry of the season at Minnesota (12/6), rushing twice for seven yards (3.5 avg.)
- Made his first start of the season and rushed 14 times for a career-high 71 yards (5.1 avg.) and tallied three receptions for seven yards (2.3 avg.) vs. Chicago (12/27)
- Rushed 14 times for 50 yards (3.6 avg.) and tallied a season-high four receptions for 22 yards (5.5 avg.) at Indianapolis (1/3/21)

2019 (Tampa Bay 16/0):

- Played in all 16 games for the first time in his career and posted his first career rushing attempts and receptions, totaling 11 carries for 17 yards and two touchdowns and 35 receptions for 286 yards
- Served as the team's special teams captain

2018 (Tampa Bay 2/0):

- Spent time on the Buccaneers practice squad before appearing in two games, making his season debut at the N.Y. Giants (11/18)

2017 (Washington 2/0):

- Added depth on the Washington practice squad before making his NFL debut vs. Denver (12/24)
- Appeared in the season finale at the N.Y. Giants (12/31)

COLLEGE:

- Played four seasons (2013-16) at the University of Wisconsin in Madison, Wis.
- Lettered for the fourth consecutive year after appearing in all 14 games as a senior (2016), rushing 91 times for 506 yards and five touchdowns and catching 24 passes for 208 yards and a score
- Played in all 13 games with 10 starts as a junior (2015) and was the team's leading rusher with 194 carries for 819 yards and seven touchdowns, also catching 36 passes for 299 yards and a score
- Appeared in all 14 games as a sophomore (2014) and switched from cornerback to running back
- Played in eight games on special teams as a redshirt freshman (2013)

PERSONAL:

- Attended Marquette University High School in Milwaukee, where he was a team captain and was named all-conference at defensive back as a senior after recording



- 38 tackles, two interceptions, two forced fumbles and two fumble recoveries
- Also lettered in basketball and track
- Was a two-time basketball defensive player of the year
- Sister, Arike, was a three-time Wisconsin state player of the year in girls' basketball and a McDonald's All-American

- in high school who went on to play basketball at Notre Dame
- Cousin, Diamond Stone, was named Wisconsin state player of the year in boys' basketball and played at Maryland in 2015-16 before being selected in the 2016 NBA Draft

DARE OGUNBOWALE'S NFL REGULAR SEASON RUSHING/RECEIVING STATISTICS

| DATE | TEAM | GP | GS | RUSHING | | | | | RECEIVING | | | | |
|----------------------------------|------------|----|----|---------|------|------|----|----|-----------|------|------|-----|----|
| | | | | NO. | YDS. | AVG. | LG | TD | NO. | YDS. | AVG. | LG | TD |
| 2017 | Texans | 0 | 0 | 0 | 0 | 0.0 | 0 | 0 | 0 | 0 | 0.0 | 0 | 0 |
| Went from Houston to Washington. | | | | | | | | | | | | | |
| 2017 | Redskins | 2 | 0 | 0 | 0 | 0.0 | 0 | 0 | 0 | 0 | 0.0 | 0 | 0 |
| 2017 | TOTAL | 2 | 0 | 0 | 0 | 0.0 | 0 | 0 | 0 | 0 | 0.0 | 0 | 0 |
| 2018 | Buccaneers | 2 | 0 | 0 | 0 | 0.0 | 0 | 0 | 0 | 0 | 0.0 | 0 | 0 |
| 2019 | Buccaneers | 16 | 0 | 11 | 17 | 1.5 | 12 | 2 | 35 | 286 | 8.2 | 21 | 0 |
| 2020 | Jaguars | 14 | 2 | 32 | 145 | 4.5 | 25 | 0 | 10 | 54 | 5.4 | 12 | 0 |
| 2021 | Jaguars | 17 | 2 | 43 | 137 | 3.2 | 12 | 1 | 13 | 114 | 8.8 | 28t | 1 |
| 2022 | Texans | 6 | 0 | 1 | 8 | 8.0 | 8 | 0 | 5 | 54 | 10.8 | 23 | 0 |
| NFL TOTALS | | 57 | 4 | 87 | 307 | 3.5 | 25 | 3 | 63 | 508 | 8.1 | 28T | 1 |

DARE OGUNBOWALE'S NFL REGULAR SEASON RETURN STATISTICS

| DATE | TEAM | RET. | KICKOFF RETURNS | | | | PUNT RETURNS | | | | | |
|----------------------------------|------------|------|-----------------|------|----|----|--------------|----|------|------|----|----|
| | | | YDS. | AVG. | LG | TD | NO. | FC | YDS. | AVG. | LG | TD |
| 2017 | Texans | 0 | 0 | 0.0 | 0 | 0 | 0 | 0 | 0 | 0.0 | 0 | 0 |
| Went from Houston to Washington. | | | | | | | | | | | | |
| 2017 | Redskins | 0 | 0 | 0.0 | 0 | 0 | 0 | 0 | 0 | 0.0 | 0 | 0 |
| 2017 | TOTAL | 0 | 0 | 0.0 | 0 | 0 | 0 | 0 | 0 | 0.0 | 0 | 0 |
| 2018 | Buccaneers | 7 | 137 | 19.6 | 25 | 0 | 0 | 0 | 0 | 0.0 | 0 | 0 |
| 2019 | Buccaneers | 12 | 223 | 18.6 | 26 | 0 | 0 | 0 | 0 | 0.0 | 0 | 0 |
| 2020 | Jaguars | 0 | 6 | 0.0 | 6 | 0 | 0 | 0 | 0 | 0.0 | 0 | 0 |
| 2021 | Jaguars | 0 | 0 | 0.0 | 0 | 0 | 0 | 0 | 0 | 0.0 | 0 | 0 |
| 2022 | Texans | 0 | 0 | 0.0 | 0 | 0 | 0 | 0 | 0 | 0.0 | 0 | 0 |
| NFL TOTALS | | 19 | 366 | 19.3 | 26 | 0 | 0 | 0 | 0 | 0.0 | 0 | 0 |

SINGLE-GAME HIGHS: RUSHING/RECEIVING

Rush Attempts 17 at New York Jets, Dec 26, 2021
Rushing Yards 71 vs. Chicago Bears, Dec 27, 2020
Rushing Average 5.1 vs. Chicago Bears, Dec 27, 2020
Longest Runs 25 vs. Chicago Bears, Dec 27, 2020
Rushing TDs 1 at New York Jets, Dec 26, 2021
 ...2 more at 1.
Receptions 5 at Las Vegas Raiders, Oct 23, 2022
 ...1 more at 5.
Receiving Yards 54 at Las Vegas Raiders, Oct 23, 2022
Receiving Average 11.3 vs. Houston Texans, Dec 21, 2019
Longest Receptions 28t at New England Patriots, Jan 02, 2022

Receiving TDs 1 at New England Patriots, Jan 02, 2022
All-Purpose Yards 137 at New York Giants, Nov 18, 2018
Kickoff Returns 7 at New York Giants, Nov 18, 2018
Kickoff Return Yards 137 at New York Giants, Nov 18, 2018
Longest Kickoff Return 26 vs. Indianapolis Colts, Dec 08, 2019
Kickoff Return Average 20.3 vs. Atlanta Falcons, Dec 29, 2019
Special Teams Tackles 2 at Jacksonville Jaguars, Oct 09, 2022
 ...5 more at 2.
Most TDs 1 at New England Patriots, Jan 02, 2022
 ...3 more at 1.
Miscellaneous Tackles 1 vs. Pittsburgh Steelers, Nov 22, 2020
 ...1 more at 1.



2022 GAME-BY-GAME REGULAR-SEASON STATISTICS (TEXANS)

| W | DATE | OPPONENT | P/S | RUSHING | | | | | RECEIVING | | | | | W/L/ T | SCORE |
|-------------|-------|------------|-----|---------|------|------|----|----|-----------|------|------|----|----|-----------|-------|
| | | | | NO. | YDS. | AVG. | LG | TD | NO. | YDS. | AVG. | LG | TD | | |
| 01 | 09/11 | Colts | P | 0 | 0 | 0.0 | 0 | 0 | 0 | 0 | 0.0 | 0 | 0 | T | 20-20 |
| 02 | 09/18 | at Broncos | P | 0 | 0 | 0.0 | 0 | 0 | 0 | 0 | 0.0 | 0 | 0 | L | 9-16 |
| 03 | 09/25 | at Bears | P | 0 | 0 | 0.0 | 0 | 0 | 0 | 0 | 0.0 | 0 | 0 | L | 20-23 |
| 04 | 10/02 | Chargers | P | 0 | 0 | 0.0 | 0 | 0 | 0 | 0 | 0.0 | 0 | 0 | L | 24-34 |
| 05 | 10/09 | at Jaguars | P | 0 | 0 | 0.0 | 0 | 0 | 0 | 0 | 0.0 | 0 | 0 | W | 13-6 |
| 07 | 10/23 | at Raiders | P | 1 | 8 | 8.0 | 8 | 0 | 5 | 54 | 10.8 | 23 | 0 | L | 20-38 |
| 2022 TOTALS | | | 6-0 | 1 | 8 | 8.0 | 8 | 0 | 5 | 54 | 10.8 | 23 | 0 | 1-4-1 | |



OGBORNIA OKORONKWO

45

DEFENSIVE LINEMAN

Ht: 6-2**DOB:** 4/24/1995**Texans Season:** 1**Acquired:** UFA-'22 (LAR)**Wt:** 253**College:** Oklahoma**NFL Season:** 5

TRANSACTIONS: Selected by the Los Angeles Rams in the fifth round (160th overall) of the 2018 NFL Draft...Placed on the Physically Unable to Perform List (foot) on Sept. 1, 2018...Activated from the Physically Unable to Perform List on Nov. 5, 2018...Placed on the Reserve/COVID-19 List on Dec. 16, 2021...Activated from the Reserve/COVID-19 List on Dec. 22, 2021...Signed with the Houston Texans as an unrestricted free agent on March 23, 2022.

2022 (Houston 6/0):

- Has eight tackles (six solo) and three quarterback hits on the 2022 season
- Made his first career appearance as a Texan while recording one solo tackle and one quarterback hit vs. Indianapolis (9/11)

2021 (L.A. Rams 13/0, 4/0):

- Registered career highs in games played (13), tackles (15 total, nine solo), sacks (2.0), quarterback hits (six), tackles for loss (three) and forced fumbles (two)
- Logged a strip-sack on Daniel Jones for his first career forced fumble at the N.Y. Giants (10/17)
- Posted three tackles (one solo), half a sack and one quarterback hit at Houston (10/31)
- Forced a fumble from Mercedes Lewis for his second career forced fumble at Green Bay (11/28)
- Contributed three tackles (two solo) in the postseason en route to his first Super Bowl championship, including one quarterback hit and one pass defended in the Divisional Round at Tampa Bay (1/23/22)

2020 (L.A. Rams 10/0, 2/0):

- Appeared in 10 regular season contests and tallied 10 tackles (six solo), 1.0 sack, three quarterback hits, one tackle for loss and one pass defended
- Posted a season-high three tackles (one solo) at Philadelphia (9/20)
- Recorded his first sack of the season vs. the N.Y. Giants (10/4), also notching two solo tackles, one quarterback hit, one tackle for loss and one pass defended
- Played in his first career postseason contest in the Wild Card Round at Seattle (1/9/21) and posted one solo tackle and one quarterback hit

- Registered a quarterback hit in the Divisional Round at Green Bay (1/16/21)

2019 (L.A. Rams 10/0):

- Played in his first NFL game vs. San Francisco (10/13)
- Registered his first career tackle at Atlanta (10/20), finishing with two tackles (one solo) and one quarterback hit
- Posted two tackles (one solo), 1.5 sacks, two quarterback hits and one tackle for loss vs. Cincinnati (10/27)

2018 (L.A. Rams 0/0):

- Placed on the Physically Unable to Perform List to start the 2018 season due to foot surgery he had in the offseason

COLLEGE:

- Played four seasons (2014-17) at the University of Oklahoma in Norman, Okla., where he recorded 21.0 career sacks to rank second in Oklahoma history by a linebacker and tied for seventh overall
- Named first-team All-American by Walter Camp and second-team All-American by AP, FWAA and Sporting News, a semifinalist for the Bednarik Award, co-Big 12 Defensive Player of the Year recognition and first-team All-Big 12 as a senior (2017)
- Ranked second in the Big 12 with 17.5 tackles for loss and third with 8.0 sacks as a senior
- Named second-team All-Big 12 as a junior (2016) and posted 9.0 sacks, tied for the most in Oklahoma single-season history by a linebacker
- Played in nine games as a sophomore (2015) and posted 2.0 sacks
- Appeared in 11 games as a freshman (2014) and totaled eight tackles and 2.0 sacks
- Redshirted his first season (2013) at Oklahoma

PERSONAL:

- Attended Alief Taylor High School in Houston
- Was rated as the No. 15 defensive end in the country by 247Sports



OGBONNIA OKORONKWO'S NFL REGULAR SEASON DEFENSIVE STATISTICS

| DATE | TEAM | GP | GS | TACKLES | | | | | | | | INTERCEPTIONS | | | | | FUMBLES | | | | ST | | | | MISC | |
|------------|--------|----|----|---------|----|----|-----|-----|-----|------|-----|---------------|-----|----|----|----|---------|----|----|-----|----|---|---|----|------|---|
| | | | | TK | S | A | TFL | YDS | SK | YDS | QBH | NO | YDS | LG | TD | PD | FF | FR | TD | YDS | TK | S | A | FF | FR | S |
| 2018 | Rams | 0 | 0 | 0 | 0 | 0 | 0 | 0 | 0.0 | 0.0 | 0 | 0 | 0 | 0 | 0 | 0 | 0 | 0 | 0 | 0 | 0 | 0 | 0 | 0 | 0 | |
| 2019 | Rams | 10 | 0 | 6 | 3 | 3 | 1 | 5 | 1.5 | 8.0 | 4 | 0 | 0 | 0 | 0 | 0 | 0 | 0 | 0 | 1 | 0 | 1 | 0 | 0 | 0 | |
| 2020 | Rams | 10 | 0 | 10 | 6 | 4 | 1 | 7 | 1.0 | 7.0 | 3 | 0 | 0 | 0 | 0 | 1 | 0 | 0 | 0 | 2 | 2 | 0 | 0 | 0 | 0 | |
| 2021 | Rams | 13 | 0 | 15 | 9 | 6 | 3 | 7 | 2.0 | 18.0 | 6 | 0 | 0 | 0 | 0 | 0 | 2 | 0 | 0 | 0 | 0 | 0 | 0 | 0 | 0 | |
| 2022 | Texans | 6 | 0 | 8 | 6 | 2 | 0 | 0 | 0.0 | 0.0 | 3 | 0 | 0 | 0 | 0 | 0 | 0 | 0 | 0 | 0 | 0 | 0 | 0 | 0 | 0 | |
| NFL TOTALS | | 39 | 0 | 39 | 24 | 15 | 5 | 19 | 4.5 | 33.0 | 16 | 0 | 0 | 0 | 0 | 1 | 2 | 0 | 0 | 3 | 2 | 1 | 0 | 0 | 0 | 0 |

OGBONNIA OKORONKWO'S NFL POSTSEASON DEFENSIVE STATISTICS

| DATE | TEAM | GP | GS | TACKLES | | | | | | | | INTERCEPTIONS | | | | | FUMBLES | | | | ST | | | | | MISC | |
|------------|------|----|----|---------|---|---|-----|-----|-----|-----|-----|---------------|-----|----|----|----|---------|----|----|-----|----|---|---|----|----|------|---|
| | | | | TK | S | A | TFL | YDS | SK | YDS | QBH | NO | YDS | LG | TD | PD | FF | FR | TD | YDS | TK | S | A | FF | FR | S | A |
| 2018 | Rams | 0 | 0 | 0 | 0 | 0 | 0 | 0 | 0.0 | 0.0 | 0 | 0 | 0 | 0 | 0 | 0 | 0 | 0 | 0 | 0 | 0 | 0 | 0 | 0 | 0 | | |
| 2020 | Rams | 2 | 0 | 1 | 1 | 0 | 0 | 0 | 0.0 | 0.0 | 2 | 0 | 0 | 0 | 0 | 0 | 0 | 0 | 0 | 0 | 0 | 0 | 0 | 0 | 0 | | |
| 2021 | Rams | 4 | 0 | 3 | 2 | 1 | 0 | 0 | 0.0 | 0.0 | 1 | 0 | 0 | 0 | 0 | 1 | 0 | 0 | 0 | 0 | 2 | 2 | 0 | 0 | 0 | | |
| NFL TOTALS | | 6 | 0 | 4 | 3 | 1 | 0 | 0 | 0.0 | 0.0 | 3 | 0 | 0 | 0 | 0 | 1 | 0 | 0 | 0 | 0 | 2 | 2 | 0 | 0 | 0 | | |

SINGLE-GAME HIGHS: DEFENSIVE

| | | | |
|------------------------|--|------------------------------|---|
| Total Tackles | 3 at Denver Broncos, Sep 18, 2022 ...3 more at 3. | Forced Fumbles | 1 at Green Bay Packers, Nov 28, 2021 ...1 more at 1. |
| Solo Tackles | 2 at Denver Broncos, Sep 18, 2022 ...2 more at 2. | Tackles For Loss | 1 vs. Jacksonville Jaguars, Dec 05, 2021 ...4 more at 1. |
| Sacks | 1.5 vs. Cincinnati Bengals, Oct 27, 2019 | Special Teams Tackles | 1 vs. Arizona Cardinals, Jan 03, 2021 ...2 more at 1. |
| Passes Defensed | 1 vs. New York Giants, Oct 04, 2020 | | |

SINGLE-GAME HIGHS - POSTSEASON: DEFENSIVE

| | | | |
|----------------------|--|------------------------------|--|
| Total Tackles | 1 at Cincinnati Bengals, Feb 13, 2022 ...3 more at 1. | Passes Defensed | 1 at Tampa Bay Buccaneers, Jan 23, 2022 |
| Solo Tackles | 1 at Cincinnati Bengals, Feb 13, 2022 ...2 more at 1. | Special Teams Tackles | 1 vs. San Francisco 49ers, Jan 30, 2022 ...1 more at 1. |

2022 GAME-BY-GAME REGULAR-SEASON STATISTICS (TEXANS)

| W | DATE | OPPONENT | P/S | TACKLES | | | | | | | | INTERCEPTIONS | | | | | FUMBLES | | | | ST | | | | MISC | | W/L | SCORE |
|-------------|-------|------------|-----|---------|---|---|-----|-----|-----|-----|-----|---------------|-----|----|----|----|---------|----|----|-----|----|---|---|----|------|---|-------|-------|
| | | | | TK | S | A | SK | YDS | TFL | YDS | QBH | NO | YDS | LG | TD | PD | FF | FR | TD | YDS | TK | S | A | FF | FR | S | A | |
| 01 | 09/11 | Colts | P | 1 | 1 | 0 | 0.0 | 0.0 | 0 | 0 | 1 | 0 | 0 | 0 | 0 | 0 | 0 | 0 | 0 | 0 | 0 | 0 | 0 | 0 | 0 | 0 | T | 20-20 |
| 02 | 09/18 | at Broncos | P | 3 | 2 | 1 | 0.0 | 0.0 | 0 | 0 | 0 | 0 | 0 | 0 | 0 | 0 | 0 | 0 | 0 | 0 | 0 | 0 | 0 | 0 | 0 | 0 | L | 9-16 |
| 03 | 09/25 | at Bears | P | 2 | 1 | 1 | 0.0 | 0.0 | 0 | 0 | 1 | 0 | 0 | 0 | 0 | 0 | 0 | 0 | 0 | 0 | 0 | 0 | 0 | 0 | 0 | 0 | L | 20-23 |
| 04 | 10/02 | Chargers | P | 1 | 1 | 0 | 0.0 | 0.0 | 0 | 0 | 0 | 0 | 0 | 0 | 0 | 0 | 0 | 0 | 0 | 0 | 0 | 0 | 0 | 0 | 0 | 0 | L | 24-34 |
| 05 | 10/09 | at Jaguars | P | 1 | 1 | 0 | 0.0 | 0.0 | 0 | 0 | 0 | 0 | 0 | 0 | 0 | 0 | 0 | 0 | 0 | 0 | 0 | 0 | 0 | 0 | 0 | 0 | W | 13-6 |
| 07 | 10/23 | at Raiders | P | 0 | 0 | 0 | 0.0 | 0.0 | 0 | 0 | 1 | 0 | 0 | 0 | 0 | 0 | 0 | 0 | 0 | 0 | 0 | 0 | 0 | 0 | 0 | 0 | L | 20-38 |
| 2022 TOTALS | | 6-0 | | 8 | 6 | 2 | 0.0 | 0.0 | 0 | 0 | 3 | 0 | 0 | 0 | 0 | 0 | 0 | 0 | 0 | 0 | 0 | 0 | 0 | 0 | 0 | 0 | 1-4-1 | |



JONATHAN
OWENS

36
DEFENSIVE BACK

Ht: 5-11

DOB: 7/22/1995

Texans Season: 3 NFL Season: 4

Acquired: FA-'19

Wt: 210

College: Missouri Western

TRANSACTIONS: Signed by the Arizona Cardinals as a college free agent on April 30, 2018...Waived by the Cardinals on Aug. 31, 2019...Signed to the Houston Texans practice squad on Sept. 30, 2019...Signed to the Texans active roster on Nov. 21, 2019...Waived by the Texans on Nov. 23, 2019...Signed to the Texans practice squad on Nov. 26, 2019...Signed by the Texans on Jan. 13, 2020...Waived by the Texans on Sept. 5, 2020...Signed to the Texans practice squad on Sept. 7, 2020...Elevated to the Texans active roster on Oct. 10, 2020 and reverted back to the practice squad on Oct. 11, 2020...Elevated to the Texans active roster on Oct. 17, 2020 and reverted back to the practice squad on Oct. 18, 2020...Signed to the Texans active roster on Dec. 12, 2020...Released by the Texans on Aug. 31, 2021...Signed to the Texans practice squad on Sept. 1, 2021...Elevated to the Texans active roster on Nov. 6, 2021...Reverted back to the Texans practice squad on Nov. 8, 2021...Elevated to the Texans active roster on Nov. 27, 2021...Reverted back to the Texans practice squad on Nov. 29, 2021...Signed to the Texans active roster on Dec. 4, 2021...Placed on the Reserve/Injured List on Jan. 3, 2022.

2022 (Houston 6/6):

- ✦ Has a team-high 56 tackles (40 solo) and two passes defended so far in 2022
- ✦ Was tied for player with the most tackles in the NFL (36) through the first three games of the season (23 solo), setting a new franchise record for most total tackles through the first three games of the season
- ✦ Made his third career start and finished the game with a career-high 15 total tackles (11 solo) and one pass defended vs. Indianapolis (9/11). Joined LB Kamu Grugier-Hill (18 tackles) in breaking the previous Texans record for most total tackles in a Week 1 game (13)

2021 (Houston 7/2):

- ✦ Posted career highs in games played (seven), starts (two), defensive tackles (16 total, eight solo), interceptions (one), passes defended (one), fumble recoveries (one) and special teams tackles (two solo)
- ✦ Appeared in his first game of the season at Miami (11/7), playing on defense and special teams
- ✦ Made the first special teams tackle of his NFL career vs. the N.Y. Jets (11/28)
- ✦ Recorded three tackles (two solo), including the first

defensive tackle of his NFL career vs. Indianapolis (12/5)

- ✦ Made his first career start and tallied a career-high eight tackles (four solo), tied for fourth-most on the team at Jacksonville (12/19)
- ✦ Finished with four tackles (one solo), one interception, a pass defended and a fumble recovery vs. the L.A. Chargers (12/26). Intercepted QB Justin Herbert for a five-yard return, marking his first career interception. Recovered a fumble forced by DL DeMarcus Walker from RB Justin Jackson and returned it for six yards, marking his first career fumble recovery

2020 (Houston 6/0):

- ✦ Signed to the Texans practice squad prior to Week 1
- ✦ Elevated to the active roster prior to Week 5 and saw his first game action of the season on special teams vs. Jacksonville (10/11)

2019 (Houston 1/0, 0/0):

- ✦ Spent the preseason with the Cardinals before being waived and signed to the Texans practice squad prior to Week 5
- ✦ Spent Weeks 5-11 on the Texans practice squad
- ✦ Promoted to the active roster and made his NFL debut vs. Indianapolis (11/21)

2018 (Arizona 0/0):

- ✦ Spent the entire season on the Reserve/Injured List

COLLEGE:

- ✦ Played four seasons (2014-17) at Missouri Western State University in St. Louis and appeared in 43 games with the Giffons, totaling 254 tackles (155 solo), 5.5 tackles for loss, 2.5 sacks, four forced fumbles, two fumble recoveries, seven interceptions and 16 passes defended
- ✦ Earned second team All-MIAA as a senior in 2017 as well as MWSU Male Athlete of the Year

PERSONAL:

- ✦ Attended Christian Brothers College High School in St. Louis where he played linebacker
- ✦ Earned all-conference and all-district honors as well as the CBC Linebacker of the Year award as a senior
- ✦ Fiancé of seven-time Olympic medalist gymnast Simone Biles



JONATHAN OWENS' NFL REGULAR SEASON DEFENSIVE STATISTICS

| DATE | TEAM | GP | GS | TACKLES | | | | | | | | INTERCEPTIONS | | | | | FUMBLES | | | | ST | | | | | MISC | |
|------------|--------|----|----|---------|----|----|-----|-----|-----|-----|-----|---------------|-----|----|----|----|---------|----|----|-----|----|---|---|----|----|------|---|
| | | | | TK | S | A | TFL | YDS | SK | YDS | QBH | NO | YDS | LG | TD | PD | FF | FR | TD | YDS | TK | S | A | FF | FR | S | A |
| 2019 | Texans | 1 | 0 | 0 | 0 | 0 | 0 | 0 | 0.0 | 0.0 | 0 | 0 | 0 | 0 | 0 | 0 | 0 | 0 | 0 | 0 | 0 | 0 | 0 | 0 | 0 | 0 | 0 |
| 2020 | Texans | 6 | 0 | 0 | 0 | 0 | 0 | 0 | 0.0 | 0.0 | 0 | 0 | 0 | 0 | 0 | 0 | 0 | 0 | 0 | 0 | 0 | 0 | 0 | 0 | 0 | 0 | 0 |
| 2021 | Texans | 7 | 2 | 16 | 8 | 8 | 0 | 0 | 0.0 | 0.0 | 0 | 1 | 7 | 7 | 0 | 1 | 0 | 1 | 0 | 6 | 2 | 2 | 0 | 0 | 0 | 0 | 0 |
| 2022 | Texans | 6 | 6 | 56 | 40 | 16 | 0 | 0 | 0.0 | 0.0 | 0 | 0 | 0 | 0 | 0 | 2 | 0 | 0 | 0 | 0 | 0 | 0 | 0 | 0 | 0 | 0 | 0 |
| NFL TOTALS | | 20 | 8 | 72 | 48 | 24 | 0 | 0 | 0.0 | 0.0 | 0 | 1 | 7 | 7 | 0 | 3 | 0 | 1 | 0 | 6 | 2 | 2 | 0 | 0 | 0 | 0 | 0 |

JONATHAN OWENS' NFL POSTSEASON DEFENSIVE STATISTICS

| DATE | TEAM | GP | GS | TACKLES | | | | | | | | INTERCEPTIONS | | | | | FUMBLES | | | | ST | | | | | MISC | |
|------------|--------|----|----|---------|---|---|-----|-----|-----|-----|-----|---------------|-----|----|----|----|---------|----|----|-----|----|---|---|----|----|------|---|
| | | | | TK | S | A | TFL | YDS | SK | YDS | QBH | NO | YDS | LG | TD | PD | FF | FR | TD | YDS | TK | S | A | FF | FR | S | A |
| 2019 | Texans | 0 | 0 | 0 | 0 | 0 | 0 | 0 | 0.0 | 0.0 | 0 | 0 | 0 | 0 | 0 | 0 | 0 | 0 | 0 | 0 | 0 | 0 | 0 | 0 | 0 | 0 | 0 |
| NFL TOTALS | | 0 | 0 | 0 | 0 | 0 | 0 | 0 | 0.0 | 0.0 | 0 | 0 | 0 | 0 | 0 | 0 | 0 | 0 | 0 | 0 | 0 | 0 | 0 | 0 | 0 | 0 | 0 |

SINGLE-GAME HIGHS: DEFENSIVE

| | | | |
|--------------------------|---|---|---|
| Total Tackles | 15 vs. Indianapolis Colts, Sep 11, 2022 | Interceptions | 1 vs. Los Angeles Chargers, Dec 26, 2021 |
| Solo Tackles | 11 vs. Indianapolis Colts, Sep 11, 2022 | Interception Return Yards | 7 vs. Los Angeles Chargers, Dec 26, 2021 |
| Passes Defensed | 1 vs. Los Angeles Chargers, Oct 02, 2022 ...2 more at 1. | Special Teams Tackles | 1 vs. Seattle Seahawks, Dec 12, 2021 ...1 more at 1. |
| Fumble Recoveries | 1 vs. Los Angeles Chargers, Dec 26, 2021 | Longest Opponent's Fumble Return | 6 vs. Los Angeles Chargers, Dec 26, 2021 |

2022 GAME-BY-GAME REGULAR-SEASON STATISTICS (TEXANS)

| | | | TACKLES | | | | | | | | INTERCEPTIONS | | | | | FUMBLES | | | | | ST | | | | MISC | | | | |
|-------------|-------|------------|---------|----|----|----|-----|-----|-----|-----|---------------|----|-----|----|----|---------|----|----|----|-----|----|---|---|----|------|---|---|-------|-------|
| W | DATE | OPPONENT | P/S | TK | S | A | SK | YDS | TFL | YDS | QBH | NO | YDS | LG | TD | PD | FF | FR | TD | YDS | TK | S | A | FF | FR | S | A | W/L | SCORE |
| 01 | 09/11 | Colts | S | 15 | 11 | 4 | 0.0 | 0.0 | 0 | 0 | 0 | 0 | 0 | 0 | 0 | 1 | 0 | 0 | 0 | 0 | 0 | 0 | 0 | 0 | 0 | 0 | 0 | T | 20-20 |
| 02 | 09/18 | at Broncos | S | 10 | 6 | 4 | 0.0 | 0.0 | 0 | 0 | 0 | 0 | 0 | 0 | 0 | 0 | 0 | 0 | 0 | 0 | 0 | 0 | 0 | 0 | 0 | 0 | 0 | L | 9-16 |
| 03 | 09/25 | at Bears | S | 11 | 6 | 5 | 0.0 | 0.0 | 0 | 0 | 0 | 0 | 0 | 0 | 0 | 0 | 0 | 0 | 0 | 0 | 0 | 0 | 0 | 0 | 0 | 0 | 0 | L | 20-23 |
| 04 | 10/02 | Chargers | S | 6 | 5 | 1 | 0.0 | 0.0 | 0 | 0 | 0 | 0 | 0 | 0 | 0 | 1 | 0 | 0 | 0 | 0 | 0 | 0 | 0 | 0 | 0 | 0 | 0 | L | 24-34 |
| 05 | 10/09 | at Jaguars | S | 4 | 3 | 1 | 0.0 | 0.0 | 0 | 0 | 0 | 0 | 0 | 0 | 0 | 0 | 0 | 0 | 0 | 0 | 0 | 0 | 0 | 0 | 0 | 0 | 0 | W | 13-6 |
| 07 | 10/23 | at Raiders | S | 10 | 9 | 1 | 0.0 | 0.0 | 0 | 0 | 0 | 0 | 0 | 0 | 0 | 0 | 0 | 0 | 0 | 0 | 0 | 0 | 0 | 0 | 0 | 0 | 0 | L | 20-38 |
| 2022 TOTALS | | | 6-6 | 56 | 40 | 16 | 0.0 | 0.0 | 0 | 0 | 0 | 0 | 0 | 0 | 0 | 2 | 0 | 0 | 0 | 0 | 0 | 0 | 0 | 0 | 0 | 0 | 0 | 1-4-1 | |



DAMEON
PIERCE

31
RUNNING BACK

Ht: 5-10

DOB: 2/19/2000

Texans Season: R NFL Season: R

Acquired: D4a-'22

Wt: 218

College: Florida

TRANSACTIONS: Selected by the Houston Texans in the fourth round (107th overall) of the 2022 NFL Draft.

2022 (Houston 6/6)

- Has carried the ball 106 times for 504 yards (4.8 avg.) and three touchdowns so far this season
- Made his NFL debut as the starting running back for the Texans, rushing the ball 11 times for 33 yards (3.3 avg.) vs. Indianapolis (9/11)
- Posted an 80-yard effort which included his first career rushing touchdown at Chicago (9/25)
- Rushed for 131 yards vs. Los Angeles (10/2), which included a 75-yard touchdown run, the third longest rush in franchise history
- Carried the ball 26 times for 99 yards (3.8 avg.) and one touchdown in the team's first win of the season at Jacksonville (10/9)
- Tallied his fourth consecutive 100+ scrimmage yard game at Las Vegas (10/23), rushing for 92 yards and posting 25 receiving yards

COLLEGE:

- Played four seasons (2018-21) at the University of Florida in Gainesville, Fla., where he played in 50 games and amassed 1,806 yards and 23 touchdowns on 329 carries (5.49 avg.) and 422 yards and five touchdowns on 45 receptions (9.38 avg.)

2021 (Florida):

- Saw action in all 13 games and finished his senior campaign with 574 rushing yards and 13 touchdowns on 100 carries (5.74 avg.) while catching 19 passes for 216 yards (11.37 avg.) and three scores
- Carried the ball seven times for 24 yards while tying his career high with two rushing touchdowns vs. Alabama (9/18)
- Finished with five carries for 24 yards and two rushing touchdowns while catching four passes for 55 yards and one receiving touchdown at LSU (10/16)
- Found the end zone three times vs. Samford (11/13), rushing seven times for 78 yards and two touchdowns with three receptions for 48 yards and one receiving touchdown
- Rushed 13 times for 57 yards and one touchdown in the Gasparilla Bowl vs. UCF (12/23)

2020 (Florida):

- Played in all 12 games (10 starts) and led the team in rushing with 503 yards and four touchdowns, also catching 17 passes for 156 yards and one touchdown
- Went for 51 yards and a touchdown on nine carries vs. South Carolina (10/3)
- Started and carried the ball 15 times for 52 yards and a touchdown and had two catches for 41 yards at Georgia (11/7)
- Ran for a touchdown in the SEC Championship vs. Alabama (12/19)
- Had 11 rushes for 60 yards with two catches totaling 20 yards in the Cotton Bowl vs. Oklahoma (12/30)

2019 (Florida):

- Played in 12 games and totaled 54 carries for 305 rushing yards (5.65 avg.) and four touchdowns, also catching four passes for 30 yards
- Finished second on the team in rushing yards and rushing touchdowns on the season
- Tallied six tackles on special teams
- Scored a touchdown on 11 carries for 39 yards vs. Tennessee (9/21)
- Rushed for 84 yards and a touchdown on six carries vs. Towson (9/28)
- Matched a career-high performance with 87 rushing yards and a touchdown, including a career-long rush of 75 yards, on seven carries at South Carolina (10/19)
- Rushed for 34 yards on six carries in the Orange Bowl vs. Virginia (12/30)

2018 (Florida):

- Played all 13 games as a reserve running back and a key member of Florida's special teams unit, totaling 69 carries for 424 rushing yards (6.14 avg.) and two touchdowns while catching five passes out of the backfield for 20 yards and one score. Also notched four tackles on special teams
- Carried the ball nine times for 75 yards in his collegiate debut vs. Charleston Southern (9/1)
- Tallied a season-high 87 rushing yards vs. Colorado State (9/15), including a 68-yard touchdown run in the fourth quarter of the game
- Recorded seven carries for 63 yards at Tennessee (9/22), including a 48-yard score to ice the game in the fourth quarter and garnered SEC Freshman of the Week honors

PERSONAL:

- Attended Bainbridge (Ga.) High School where he was a



four-year starter who amassed 6,779 yards on the ground with 92 career touchdowns, including two receiving scores. Finished with the 10th-most rushing yards in Georgia high school history
 Led his team to an 8-4 record and a berth in the 5A State

Playoffs as a senior, rushing for 2,123 yards on 227 carries (9.35 avg.), averaging 193.0 yards per game while scoring 32 rushing touchdowns in addition to four receptions for 124 yards and a touchdown
 Named a 2016 and 2017 Class 5A All-State selection

DAMEON PIERCE'S NFL REGULAR SEASON RUSHING/RECEIVING STATISTICS

| DATE | TEAM | GP | GS | RUSHING | | | | | RECEIVING | | | | |
|------------|--------|----|----|---------|------|------|-----|----|-----------|------|------|----|----|
| | | | | NO. | YDS. | AVG. | LG | TD | NO. | YDS. | AVG. | LG | TD |
| 2022 | Texans | 6 | 6 | 106 | 504 | 4.8 | 75t | 3 | 17 | 82 | 4.8 | 12 | 0 |
| NFL TOTALS | | 6 | 6 | 106 | 504 | 4.8 | 75T | 3 | 17 | 82 | 4.8 | 12 | 0 |

DAMEON PIERCE'S NFL REGULAR SEASON RETURN STATISTICS

| KICKOFF RETURNS | | | | | | | PUNT RETURNS | | | | | |
|-----------------|--------|------|------|------|----|----|--------------|----|------|------|----|----|
| DATE | TEAM | RET. | YDS. | AVG. | LG | TD | NO. | FC | YDS. | AVG. | LG | TD |
| 2022 | Texans | 0 | 0 | 0.0 | 0 | 0 | 0 | 0 | 0 | 0.0 | 0 | 0 |
| NFL TOTALS | | 0 | 0 | 0.0 | 0 | 0 | 0 | 0 | 0 | 0.0 | 0 | 0 |

SINGLE-GAME HIGHS: RUSHING/RECEIVING

Rush Attempts 26 at Jacksonville Jaguars, Oct 09, 2022
Rushing Yards 131 vs. Los Angeles Chargers, Oct 02, 2022
Rushing Average 9.4 vs. Los Angeles Chargers, Oct 02, 2022
Longest Runs 75t vs. Los Angeles Chargers, Oct 02, 2022
Rushing TDs 1 at Jacksonville Jaguars, Oct 09, 2022
 ...2 more at 1.
Receptions 6 vs. Los Angeles Chargers, Oct 02, 2022

Receiving Yards 25 at Las Vegas Raiders, Oct 23, 2022
Receiving Average 6.3 at Las Vegas Raiders, Oct 23, 2022
Longest Receptions 12 at Chicago Bears, Sep 25, 2022
All-Purpose Yards 139 vs. Los Angeles Chargers, Oct 02, 2022
Most TDs 1 at Jacksonville Jaguars, Oct 09, 2022
 ...2 more at 1.

100-YARD RUSHING GAMES (1): REGULAR SEASON

| DATE | TEAM | ATT. | YDS. | AVG. | LG | TD |
|----------|----------|------|------|------|-----|----|
| 10/02/22 | CHARGERS | 14 | 131 | 9.4 | 75t | 1 |

2022 GAME-BY-GAME REGULAR-SEASON STATISTICS (TEXANS)

| W | DATE | OPPONENT | P/S | RUSHING | | | | | RECEIVING | | | | | W/L/T | SCORE |
|-------------|-------|------------|-----|---------|------|------|-----|----|-----------|------|------|----|----|-------|-------|
| | | | | NO. | YDS. | AVG. | LG | TD | NO. | YDS. | AVG. | LG | TD | | |
| 01 | 09/11 | Colts | S | 11 | 33 | 3.0 | 8 | 0 | 1 | 6 | 6.0 | 6 | 0 | T | 20-20 |
| 02 | 09/18 | at Broncos | S | 15 | 69 | 4.6 | 12 | 0 | 1 | 8 | 8.0 | 8 | 0 | L | 9-16 |
| 03 | 09/25 | at Bears | S | 20 | 80 | 4.0 | 24 | 1 | 2 | 21 | 10.5 | 12 | 0 | L | 20-23 |
| 04 | 10/02 | Chargers | S | 14 | 131 | 9.4 | 75t | 1 | 6 | 8 | 1.3 | 8 | 0 | L | 24-34 |
| 05 | 10/09 | at Jaguars | S | 26 | 99 | 3.8 | 20 | 1 | 3 | 14 | 4.7 | 11 | 0 | W | 13-6 |
| 07 | 10/23 | at Raiders | S | 20 | 92 | 4.6 | 22 | 0 | 4 | 25 | 6.3 | 11 | 0 | L | 20-38 |
| 2022 TOTALS | | 6-6 | | 106 | 504 | 4.8 | 75T | 3 | 17 | 82 | 4.8 | 12 | 0 | 1-4-1 | |



JALEN
PITRE

5

DEFENSIVE BACK

Ht: 5-11

DOB: 6/3/1999

Texans Season: R NFL Season: R

Acquired: D2a-'22

Wt: 198

College: Baylor

TRANSACTIONS: Selected by the Houston Texans in the second round (37th overall) of the 2022 NFL Draft.

2022 (Houston 6/6):

- Has 42 tackles (24 solo), 1.0 sack, three tackles for loss, one quarterback hit, two interceptions, two passes defended and one fumble recovery on the season so far
- Made his first career NFL start and appearance while totaling 10 total tackles (five solo) vs. Indianapolis (9/11)
- Became just the second rookie in Texans history to record two interceptions and 1.0 sack in the same game, the fourth rookie in NFL history to record two interceptions and 1.0 sack in the same game and the first ever rookie to do so in Texans history at Chicago (9/25)

COLLEGE:

- Appeared in 52 games in five seasons (2017-21) at Baylor University in Waco, Texas, where he recorded 196 tackles (141 solo), 23 tackles for loss, 5.0 sacks, four interceptions, 14 passes defended and four forced fumbles

2021 (Baylor):

- Started all 14 games and totaled 76 tackles (57 solo), 18 tackles for loss, 3.0 sacks, two interceptions, three forced fumbles and three fumble recoveries
- Earned consensus first-team All-America honors (Associated Press, AFCA, The Athletic, ESPN, FWAA, Walter Camp)
- Named Big 12 Defensive Player of the Year by the Associated Press and the league's coaches
- Selected to the All-Big 12 first team as a defensive back (Associated Press, coaches)
- Recognized as a 2021 Jim Thorpe Award finalist
- Recorded a season-high 10 tackles, one tackle for loss, 1.0 sack and one fumble recovery in a win vs. Texas (10/30)
- Helped Baylor to a Big 12 title with seven tackles, 2.0 tackles for loss and two pass breakups vs. Oklahoma State (12/4)
- Finished his Baylor career with five tackles, a tackle for loss and 1.0 sack to lead Baylor to a Sugar Bowl win vs. Ole Miss (1/1/22)

2020 (Baylor):

- Started all nine games and totaled a team-leading 60 tackles (41 solo), 13.0 tackles for loss, 2.5 sacks, two interceptions and one forced fumble

- Selected to the All-Big 12 first team as a safety by the Associated Press
- Tied his career high with seven tackles (four solo) to go along with 2.0 tackles for loss and one pass breakup in the win vs. Kansas (9/26)
- Set a new career high with 11 tackles (all solo) in addition to two tackles-for-loss and one forced fumble at West Virginia (10/3)
- Recorded his first career interception and returned it for a 30-yard touchdown, to go along with five tackles and 1.5 tackles for loss at Iowa State (11/7)

2019 (Baylor):

- Appeared in only four games and earned a medical redshirt, finishing with 12 tackles (nine solo), 1.5 tackles for loss and 1.0 sack
- Finished with three tackles (two solo) and one half tackle for loss vs. Texas Tech (10/5)
- Tallied a season-high five tackles (four solo) and 1.0 sack at Kansas State (10/5)

2018 (Baylor):

- Appeared in all 13 games (one start) and recorded 11 tackles (six solo) and 2.0 tackles for loss
- Notched his first tackle for loss of the season vs. Kansas State (10/6)
- Made his first start of the season vs. Kansas (9/22) and collected two tackles (one solo)

2017 (Baylor):

- Played in all 12 games (eight starts) as a true freshman, amassing 37 tackles (29 solo), 3.0 tackles for loss and 1.0 sack
- Made two tackles and one tackle for loss at Oklahoma State (10/14)
- Recorded four tackles and his first career pass defended vs. Iowa State (11/18)
- Started at TCU (11/24) and had five tackles

PERSONAL:

- Attended Stafford (Texas) High School, where he was an All-District defensive back
- Totaled 83 tackles (59 solo), seven tackles for loss, six interceptions, 1.0 sack, two quarterback hits, four fumble recoveries and four forced fumbles as a senior
- Named the 2016 District 12-4A Defensive MVP following his senior season, when he led his school to the 4A



Division I regionals

✎ Recognized on the 2016 All-Greater Houston second team by the Houston Chronicle

JALEN PITRE'S NFL REGULAR SEASON DEFENSIVE STATISTICS

| 2022 TEXANS | | | | | | | | | | | | | | | | | | | | | | | | | | | | | | |
|-------------|--------|----|----|---------|----|----|-----|-----|-----|-----|-----|---------------|-----|----|----|----|----|---------|----|-----|----|----|---|----|----|---|---|------|---|---|
| DATE | TEAM | GP | GS | TACKLES | | | | | | | | INTERCEPTIONS | | | | | | FUMBLES | | | | ST | | | | | | MISC | | |
| | | | | TK | S | A | TFL | YDS | SK | YDS | QBH | NO | YDS | LG | TD | PD | FF | FR | TD | YDS | TK | S | A | FF | FR | S | A | | | |
| 2022 | Texans | 6 | 6 | 42 | 24 | 18 | 3 | 8 | 1.0 | 8.0 | 1 | 2 | 22 | 20 | 0 | 2 | 0 | 1 | 0 | 0 | 0 | 0 | 0 | 0 | 0 | 0 | 0 | 0 | 0 | 0 |
| NFL TOTALS | | 6 | 6 | 42 | 24 | 18 | 3 | 8 | 1.0 | 8.0 | 1 | 2 | 22 | 20 | 0 | 2 | 0 | 1 | 0 | 0 | 0 | 0 | 0 | 0 | 0 | 0 | 0 | 0 | 0 | 0 |

SINGLE-GAME HIGHS: DEFENSIVE

| | | | |
|--------------------------|---|----------------------------------|-----------------------------------|
| Total Tackles | 10 vs. Indianapolis Colts, Sep 11, 2022 | Tackles For Loss | 2 at Chicago Bears, Sep 25, 2022 |
| Solo Tackles | 6 at Jacksonville Jaguars, Oct 09, 2022 | Interceptions | 2 at Chicago Bears, Sep 25, 2022 |
| Sacks | 1.0 at Chicago Bears, Sep 25, 2022 | Interception Return Yards | 22 at Chicago Bears, Sep 25, 2022 |
| Fumble Recoveries | 1 at Chicago Bears, Sep 25, 2022 | | |

2022 GAME-BY-GAME REGULAR-SEASON STATISTICS (TEXANS)

| | | | TACKLES | | | | | | | | | INTERCEPTIONS | | | | | | FUMBLES | | | | ST | | | | MISC | | | | | |
|-------------|-------|------------|---------|----|----|----|-----|-----|-----|-----|-----|---------------|-----|----|----|----|----|---------|----|-----|----|----|---|----|----|------|---|-------|-------|--|--|
| W | DATE | OPPONENT | P/S | TK | S | A | SK | YDS | TFL | YDS | QBH | NO | YDS | LG | TD | PD | FF | FR | TD | YDS | TK | S | A | FF | FR | S | A | W/L | SCORE | | |
| 01 | 09/11 | Colts | S | 10 | 5 | 5 | 0.0 | 0.0 | 0 | 0 | 0 | 0 | 0 | 0 | 0 | 0 | 0 | 0 | 0 | 0 | 0 | 0 | 0 | 0 | 0 | 0 | 0 | T | 20-20 | | |
| 02 | 09/18 | at Broncos | S | 5 | 2 | 3 | 0.0 | 0.0 | 0 | 0 | 0 | 0 | 0 | 0 | 0 | 0 | 0 | 0 | 0 | 0 | 0 | 0 | 0 | 0 | 0 | 0 | 0 | L | 9-16 | | |
| 03 | 09/25 | at Bears | S | 8 | 5 | 3 | 1.0 | 8.0 | 2 | 8 | 1 | 2 | 22 | 20 | 0 | 2 | 0 | 1 | 0 | 0 | 0 | 0 | 0 | 0 | 0 | 0 | 0 | L | 20-23 | | |
| 04 | 10/02 | Chargers | S | 7 | 3 | 4 | 0.0 | 0.0 | 1 | 0 | 0 | 0 | 0 | 0 | 0 | 0 | 0 | 0 | 0 | 0 | 0 | 0 | 0 | 0 | 0 | 0 | 0 | L | 24-34 | | |
| 05 | 10/09 | at Jaguars | S | 8 | 6 | 2 | 0.0 | 0.0 | 0 | 0 | 0 | 0 | 0 | 0 | 0 | 0 | 0 | 0 | 0 | 0 | 0 | 0 | 0 | 0 | 0 | 0 | 0 | W | 13-6 | | |
| 07 | 10/23 | at Raiders | S | 4 | 3 | 1 | 0.0 | 0.0 | 0 | 0 | 0 | 0 | 0 | 0 | 0 | 0 | 0 | 0 | 0 | 0 | 0 | 0 | 0 | 0 | 0 | 0 | 0 | L | 20-38 | | |
| 2022 TOTALS | | | 6-6 | 42 | 24 | 18 | 1.0 | 8.0 | 3 | 8 | 1 | 2 | 22 | 20 | 0 | 2 | 0 | 1 | 0 | 0 | 0 | 0 | 0 | 0 | 0 | 0 | 0 | 1-4-1 | | | |



SCOTT QUESSENBERRY

54
OFFENSIVE LINEMAN

Ht: 6-3
DOB: 3/23/1995
Texans Season: 1
Acquired: UFA-'22 (LAC)

Wt: 310
College: UCLA
NFL Season: 5

TRANSACTIONS: Selected by the Los Angeles Chargers in the fifth round (155th overall) of the 2018 NFL Draft...Placed on the Reserve/COVID-19 List on Dec. 9, 2021...Activated from the Reserve/COVID-19 List on Dec. 16, 2021...Signed with the Houston Texans as an unrestricted free agent on March 23, 2022.

2022 (Houston 5/5):

- Was active for Week 1 vs. Indianapolis (9/11) but did not play
- Started at center in Weeks 2-6, helping block for RB Dameon Pierce's 131-yard effort vs. the Los Angeles Chargers (10/2)

2021 (L.A. Chargers 16/1):

- Appeared in 16 games (one start) and blocked for QB Justin Herbert as he set the franchise record for touchdown passes in a season (38) and recorded 5,014 passing yards, 302 rushing yards and three rushing touchdowns
- Helped protect Herbert as he completed 26-of-38 passes (68.4 percent) for 281 yards, four touchdowns and a passer rating of 125.0 at Kansas City (9/26)
- Paved the way for an offense that saw the rushing attack total 112 yards on 23 carries (4.9 avg.) and three touchdowns along with 398 passing yards from Herbert, who threw for four touchdowns and a passer rating of 122.0 vs. Cleveland (10/10)
- Made his first start of the season at center at Houston (12/26)

2020 (L.A. Chargers 16/3):

- Made his first start of the season vs. Kansas City (9/20)
- Started at New Orleans (10/12) and helped Herbert pass for 264 yards, four touchdowns and a passer rating of 122.7
- Helped pave the way for Herbert as he completed 22-of-32 passes (68.8 percent) for 314 yards, two touchdowns and a passer rating of 121.1 as a starter at Las Vegas (12/17)

2019 (L.A. Chargers 16/9):

- Started a career-high nine games and appeared in all 16 contests
- Made his first NFL start at Chicago (10/27) and anchored the offensive line that blocked for QB Philip Rivers as he completed 19-of-29 passes (65.5 percent) for 201 yards and one touchdown

- Opened holes for a rushing attack that combined for 159 yards on 38 carries (4.2 avg.) and two touchdowns vs. Green Bay (11/3)
- Blocked for Rivers as he completed 16-of-22 passes (72.7 percent) for 314 yards, three touchdowns and a career-high passer rating of 154.4

2018 (L.A. Chargers 15/0, 2/0):

- Made his first NFL appearance at Buffalo (9/16) and helped Philip Rivers achieve a passer rating of 143.2 as he completed 23-of-27 passes (85.2 percent) for 256 yards and three touchdowns
- Helped pave the way for a rushing attack that gained 246 yards on 36 carries (6.8 avg.) and three touchdowns at Cleveland (10/14)
- Blocked for Rivers as he completed 28-of-29 passes (96.6 percent) for 259 yards, three touchdowns and a passer rating of 138.4 vs. Arizona (11/25)
- Made his first career playoff appearance in the Wild Card Round at Baltimore (1/6/19)

COLLEGE:

- Played four seasons (2013-14; 2016-17) at the University of California, Los Angeles and finished his career with 44 starts
- Earned Honorable Mention All-Pac-12 recognition and was a member of the Rimington Trophy watch list and the Outland Trophy watch list as a senior (2017)
- Started all 12 games at center as a junior (2016) and was named to the first-team Pac-12 All-Conference squad
- Did not see game action in 2015
- Started all 13 games as a sophomore (2014) and earned an honorable mention All-Conference nod by the coaches
- Saw his first game action as a starter at Oregon in the seventh game of the season and went on to start five of the next six contests at left guard as a freshman (2013)

PERSONAL:

- Attended La Costa (Calif.) Canyon High School and started all 33 high school games
- Played in the Under Armour All-American Game in Orlando, Fla., and was ranked as the nation's No. 274 recruit, the No. 3 center and the No. 30 prospect in California by ESPN.com
- Served as a team captain for football and track
- Also lettered in basketball and track and field



👉 Brother, Paul, also plays for the Texans as a fullback and

his other brother, David, is a former Texans offensive lineman

SCOTT QUESSSENBERRY'S NFL REGULAR SEASON STATISTICS

| DATE | TEAM | GP | GS |
|------------|----------|----|----|
| 2018 | Chargers | 15 | 0 |
| 2019 | Chargers | 16 | 9 |
| 2020 | Chargers | 16 | 0 |
| 2021 | Chargers | 16 | 1 |
| 2022 | Texans | 5 | 5 |
| NFL TOTALS | | 68 | 15 |

SCOTT QUESSSENBERRY'S NFL POSTSEASON STATISTICS

| DATE | TEAM | GP | GS |
|------------|----------|----|----|
| 2018 | Chargers | 2 | 0 |
| NFL TOTALS | | 2 | 0 |

2022 GAME-BY-GAME REGULAR-SEASON STATISTICS (TEXANS)

| W | DATE | OPPONENT | P/S | | W/L/T | SCORE |
|-------------|-------|------------|-----|--------------|-------|-------|
| 01 | 09/11 | Colts | | DID NOT PLAY | T | 20-20 |
| 02 | 09/18 | at Broncos | S | | L | 9-16 |
| 03 | 09/25 | at Bears | S | | L | 20-23 |
| 04 | 10/02 | Chargers | S | | L | 24-34 |
| 05 | 10/09 | at Jaguars | S | | W | 13-6 |
| 07 | 10/23 | at Raiders | S | | L | 20-38 |
| 2022 TOTALS | | | 5-5 | | 1-4-1 | |



JALEN REEVES-MAYBIN

44
LINEBACKER

Ht: 6-1

DOB: 1/31/1995

Texans Season: 1

Acquired: UFA-'22 (DET)

Wt: 230

College: Tennessee

NFL Season: 6

TRANSACTIONS: Selected by the Detroit Lions in the 4th round (124th overall) of the 2017 NFL Draft...Signed an extension with the Lions on March 17, 2021...Placed on the Reserve/COVID-19 List on July 28, 2021...Activated from the Reserve/COVID-19 List on Aug. 9, 2021...Signed with the Houston Texans as an unrestricted free agent on March 23, 2022.

2022 (Houston 6/0):

- ✦ Has three total tackles (one solo) and two special teams tackles (one solo) so far this season
- ✦ Recovered a fumbled kick return in the fourth quarter vs. Los Angeles Chargers (10/2)

2021 (Detroit 15/11):

- ✦ Posted career highs in games started (11), tackles (72 total, 46 solo), passes defended (four), tackles for loss (four) and forced fumbles (two)
- ✦ Made his first start of the season and tallied five tackles (three solo), one forced fumble and one fumble recovery at Minnesota (10/10)
- ✦ Notched eight tackles (five solo) and one special teams tackle at the L.A. Rams (10/24)
- ✦ Totaled eight tackles (four solo) and a career-high two tackles for loss at Seattle (1/2/22)

2020 (Detroit 16/0):

- ✦ Finished with three tackles (all solo) and six special teams tackles
- ✦ Posted a season-high two special teams tackles at Minnesota (11/8)
- ✦ Recorded a season-high two tackles (both solo) vs. Tampa Bay (12/26)

2019 (Detroit 16/3):

- ✦ Amassed 24 tackles (17 solo), one quarterback hit, one tackle for loss, one forced fumble, one fumble recovery and 11 special teams tackles
- ✦ Posted one forced fumble and one fumble recovery vs. Kansas City (9/29) and led the team with a career-high four special teams tackles
- ✦ Made his first NFL start vs. Tampa Bay (12/15), notching six tackles (four solo)
- ✦ Posted a career-high nine tackles (six solo) and notched one tackle for loss as a starter at Denver (12/22)

2018 (Detroit 9/0):

- ✦ Totaled seven tackles (three solo) and five special teams

tackles

- ✦ Tallied a season-high two special teams tackles vs. Green Bay (10/7)

2017 (Detroit 14/0):

- ✦ Finished his rookie season with 25 tackles (21 solo), half a sack, one quarterback hit, three tackles for loss, one forced fumble, two passes defended and four special teams tackles
- ✦ Made his first NFL appearance in the season opener vs. Arizona (9/10)
- ✦ Made his first career tackle for loss in addition to four tackles (three solo) at New Orleans (10/15)
- ✦ Recorded a season-high five tackles (four solo) as well as one tackle for loss vs. Pittsburgh (10/29)
- ✦ Notched his first career half-sack along with four tackles (three solo), one quarterback hit, one pass defended and one special teams tackle at Tampa Bay (12/10)

COLLEGE:

- ✦ Played four seasons (2013-16) at the University of Tennessee in Knoxville, Tenn., where he played in 41 career games and totaled 240 tackles (149 solo), 27 tackles for loss, eight sacks, four fumble recoveries, four passes defended and two forced fumbles
- ✦ Entered his senior season (2016) as a member of the Athlon Sports Preseason First Team All-SEC but started four games before missing the rest of the season due to a shoulder injury
- ✦ Started all 13 games as a junior (2015) and totaled 105 tackles, 5.0 sacks and a team-leading 14.0 tackles for loss. Posted a career-high 21 tackles vs. Oklahoma, the most tackles by a player in NCAA FBS in 2015
- ✦ Started all 13 games as a sophomore (2014) and tied for first on the team with 101 tackles as well as 11.0 tackles for loss (third on team)
- ✦ Appeared in 11 games as a freshman (2013) and was a standout on special teams with a team-best 11 tackles

PERSONAL:

- ✦ Attended Northeast High School in Clarksville, Tenn., where he was an All-State selection on defense in 2012 by Tennessee Sports Writers, First Team All-State and Area Player of the Year as a junior and Area Offensive Player of the Year as a sophomore
- ✦ Gained more than 2,000 rushing yards as a senior,



including 1,000 yards in three postseason games with more than 300 yards in each game
 Cousin, Cameron Maybin, is a former MLB player and

member of the 2017 Houston Astros team that won the World Series

JALEN REEVES-MAYBIN'S NFL REGULAR SEASON DEFENSIVE STATISTICS

| DATE | TEAM | GP | GS | TACKLES | | | | | | | | INTERCEPTIONS | | | | | | FUMBLES | | | | | ST | | | | | MISC | |
|------------|--------|----|----|---------|----|----|-----|-----|-----|-----|-----|---------------|-----|----|----|----|----|---------|----|-----|----|----|----|----|----|---|---|------|--|
| | | | | TK | S | A | TFL | YDS | SK | YDS | QBH | NO | YDS | LG | TD | PD | FF | FR | TD | YDS | TK | S | A | FF | FR | S | A | | |
| 2017 | Lions | 14 | 0 | 25 | 21 | 4 | 3 | 7 | 0.5 | 4.5 | 1 | 0 | 0 | 0 | 0 | 2 | 0 | 0 | 0 | 0 | 5 | 4 | 1 | 1 | 0 | 0 | 0 | | |
| 2018 | Lions | 9 | 0 | 7 | 3 | 4 | 0 | 0 | 0.0 | 0.0 | 0 | 0 | 0 | 0 | 0 | 0 | 0 | 0 | 0 | 0 | 6 | 5 | 1 | 0 | 0 | 0 | 0 | | |
| 2019 | Lions | 16 | 3 | 24 | 17 | 7 | 1 | 2 | 0.0 | 0.0 | 1 | 0 | 0 | 0 | 0 | 0 | 0 | 0 | 0 | 0 | 13 | 11 | 2 | 1 | 1 | 0 | 0 | | |
| 2020 | Lions | 16 | 0 | 3 | 3 | 0 | 0 | 0 | 0.0 | 0.0 | 0 | 0 | 0 | 0 | 0 | 0 | 0 | 0 | 0 | 0 | 7 | 6 | 1 | 0 | 0 | 0 | 0 | | |
| 2021 | Lions | 15 | 11 | 72 | 46 | 26 | 4 | 12 | 0.0 | 0.0 | 1 | 0 | 0 | 0 | 0 | 4 | 2 | 1 | 0 | 0 | 10 | 7 | 3 | 0 | 0 | 0 | 0 | | |
| 2022 | Texans | 6 | 0 | 3 | 1 | 2 | 0 | 0 | 0.0 | 0.0 | 0 | 0 | 0 | 0 | 0 | 0 | 0 | 0 | 0 | 0 | 2 | 1 | 1 | 0 | 1 | 0 | 0 | | |
| NFL TOTALS | | 76 | 14 | 134 | 91 | 43 | 8 | 21 | 0.5 | 4.5 | 3 | 0 | 0 | 0 | 0 | 6 | 2 | 1 | 0 | 0 | 43 | 34 | 9 | 2 | 2 | 0 | 0 | | |

SINGLE-GAME HIGHS: DEFENSIVE

| | | | |
|------------------------|---|--|---|
| Total Tackles | 9 at Denver Broncos, Dec 22, 2019 | Fumble Recoveries | 1 at Minnesota Vikings, Oct 10, 2021 |
| Solo Tackles | 6 vs. Cincinnati Bengals, Oct 17, 2021 ...1 more at 6. | Tackles For Loss | 2 at Seattle Seahawks, Jan 02, 2022 |
| Sacks | 0.5 at Tampa Bay Buccaneers, Dec 10, 2017 | Special Teams Tackles | 4 vs. Kansas City Chiefs, Sep 29, 2019 |
| Passes Defensed | 2 vs. Arizona Cardinals, Dec 19, 2021 | Special Teams Forced Fumbles | 1 vs. Kansas City Chiefs, Sep 29, 2019 ...1 more at 1. |
| Forced Fumbles | 1 at Atlanta Falcons, Dec 26, 2021 ...1 more at 1. | Special Teams Fumble Recoveries | 1 vs. Kansas City Chiefs, Sep 29, 2019 |

2022 GAME-BY-GAME REGULAR-SEASON STATISTICS (TEXANS)

| | | | TACKLES | | | | | | | | INTERCEPTIONS | | | | | | FUMBLES | | | | | | ST | | | | | | MISC | | | | W/L/ T | | SCORE |
|-------------|-------|------------|---------|----|---|---|-----|-----|-----|-----|---------------|----|-----|----|----|----|---------|----|----|-----|----|---|----|----|----|---|---|---|-------|-------|--|--|-----------|--|-------|
| W | DATE | OPPONENT | P/S | TK | S | A | SK | YDS | TFL | YDS | QBH | NO | YDS | LG | TD | PD | FF | FR | TD | YDS | TK | S | A | FF | FR | S | A | | | | | | | | |
| 01 | 09/11 | Colts | P | 0 | 0 | 0 | 0.0 | 0.0 | 0 | 0 | 0 | 0 | 0 | 0 | 0 | 0 | 0 | 0 | 0 | 0 | 0 | 0 | 0 | 0 | 0 | 0 | 0 | 0 | T | 20-20 | | | | | |
| 02 | 09/18 | at Broncos | P | 0 | 0 | 0 | 0.0 | 0.0 | 0 | 0 | 0 | 0 | 0 | 0 | 0 | 0 | 0 | 0 | 0 | 0 | 0 | 0 | 0 | 0 | 0 | 0 | 0 | L | 9-16 | | | | | | |
| 03 | 09/25 | at Bears | P | 0 | 0 | 0 | 0.0 | 0.0 | 0 | 0 | 0 | 0 | 0 | 0 | 0 | 0 | 0 | 0 | 0 | 0 | 0 | 0 | 0 | 0 | 0 | 0 | 0 | L | 20-23 | | | | | | |
| 04 | 10/02 | Chargers | P | 1 | 0 | 1 | 0.0 | 0.0 | 0 | 0 | 0 | 0 | 0 | 0 | 0 | 0 | 0 | 0 | 0 | 0 | 0 | 1 | 1 | 0 | 0 | 1 | 0 | L | 24-34 | | | | | | |
| 05 | 10/09 | at Jaguars | P | 2 | 1 | 1 | 0.0 | 0.0 | 0 | 0 | 0 | 0 | 0 | 0 | 0 | 0 | 0 | 0 | 0 | 0 | 0 | 1 | 0 | 1 | 0 | 0 | 0 | W | 13-6 | | | | | | |
| 07 | 10/23 | at Raiders | P | 0 | 0 | 0 | 0.0 | 0.0 | 0 | 0 | 0 | 0 | 0 | 0 | 0 | 0 | 0 | 0 | 0 | 0 | 0 | 0 | 0 | 0 | 0 | 0 | 0 | L | 20-38 | | | | | | |
| 2022 TOTALS | | | 6-0 | 3 | 1 | 2 | 0.0 | 0.0 | 0 | 0 | 0 | 0 | 0 | 0 | 0 | 0 | 0 | 0 | 0 | 0 | 0 | 2 | 1 | 1 | 0 | 1 | 0 | 0 | 1-4-1 | | | | | | |



TREMON
SMITH

1

DEFENSIVE BACK

Ht: 5-11

DOB: 7/20/1996

Texans Season: 2 NFL Season: 5

Acquired: FA-'21

Wt: 190

College: Central Arkansas

TRANSACTIONS: Selected by the Kansas City Chiefs with the 22nd pick of the sixth round (196th overall) of the 2018 NFL Draft...Waived by the Chiefs on Sept. 14, 2019...Claimed off waivers by the Green Bay Packers on Sept. 16, 2019...Waived by the Packers on Oct. 14, 2019...Signed to the Packers practice squad on Oct. 16, 2019...Signed to the Packers active roster on Oct. 29, 2019...Waived by the Packers on Dec. 2, 2019...Signed to the Philadelphia Eagles practice squad on Dec. 4, 2019...Signed by the Eagles on Jan. 6, 2020...Waived by the Eagles on July 26, 2020...Signed by the Indianapolis Colts on Aug. 16, 2020...Waived by the Colts on Sept. 5, 2020...Signed to the Colts practice squad on Sept. 6, 2020...Signed to the Colts active roster on Sept. 22, 2020...Signed by the Houston Texans as a free agent on March 22, 2021...Signed an extension with the Texans on Dec. 4, 2021.

HONORS:

- ✦ AFC Special Teams Player of the Week (Week 15, 2021)

2022 (Houston 6/0):

- ✦ Has four special teams tackles (two solo) and one special teams forced fumble so far in 2022
- ✦ Averaging 23.3 yards per kickoff return for the Texans, the ninth best across the NFL

2021 (Houston 17/2):

- ✦ Appeared in all 17 games (two starts) and totaled 13 defensive tackles (eight solo), eight special teams tackles (all solo) and one fumble recovery
- ✦ Took over kick return duties at Arizona (10/24) and totaled 21 kick returns on the season for 533 yards (25.4 avg.), including a 98-yard kick return touchdown, his first career score
- ✦ Played in his first game as a Texan vs. Jacksonville (9/12) and recorded two special teams tackles
- ✦ Made his first start with the Texans vs. Carolina (9/23) and registered three tackles (two solo)
- ✦ Led the team with two special teams tackles at Buffalo (10/3)
- ✦ Paced the Texans with two special teams tackles and recorded a 44-yard kickoff return vs. the L.A. Rams (10/31)
- ✦ Recovered a muffed punt by PR Chester Rogers at the Titans five-yard line at Tennessee (11/21)
- ✦ Posted season highs with three kick returns for 52 yards, averaging 17.3 yards per return vs. Seattle (12/12)
- ✦ Recorded one solo tackle, one special teams tackle and

had two kick returns for 121 yards (60.5 avg.) and one touchdown, the first score of his NFL career, at Jacksonville (12/19). Returned a 98-yard kickoff for a touchdown, marking the first Texans kickoff return touchdown since Week 4 of the 2009 season vs. Oakland

- ✦ Started at cornerback and tied a career high with four tackles (three solo) vs. the L.A. Chargers (12/26). Lined up at running back and rushed for a seven-yard carry on offense, the first rushing attempt of his NFL career
- ✦ Returned five kicks for 98 yards (19.6 avg.), his second-most kick return yards of the season at San Francisco (1/2/22)

2020 (Indianapolis 10/0, 1/0):

- ✦ Played in 10 regular season games and one postseason contest for the Colts and contributed two special teams tackles

2019 (Kansas City 1/0; Green Bay 7/0; Philadelphia 0/0, 0/0):

- ✦ Played in the season opener for the Chiefs at Jacksonville (9/8)
- ✦ Joined the Packers and appeared in seven games for the team, returning 13 kickoffs for 303 yards (23.3 avg.)
- ✦ Spent the final four weeks of the regular season on the Eagles practice squad

2018 (Kansas City 14/1, 2/0):

- ✦ Saw action in 14 games (one start) as a rookie and recorded one solo tackle, one pass defended and one fumble recovery. Also tallied four special teams tackles and 33 kickoff returns for 886 yards (26.8 avg.)
- ✦ Returned a kickoff 97 yards at New England
- ✦ Logged his first start and added one pass defended and a fumble recovery at Seattle (12/23)
- ✦ Recovered a fumble in the AFC Divisional Round game vs. Indianapolis (1/12/19)

COLLEGE:

- ✦ Played four seasons (2014-17) at the University of Central Arkansas in Conway, Ark.
- ✦ Appeared in 48 games and accumulated 146 total tackles (113 solo), nine tackles for loss, 1.0 sack, 38 passes defended, 15 interceptions, two forced fumbles and one fumble recovery. Also recorded 38 punt returns for 290 yards (7.6 avg.) and one touchdown
- ✦ Saw action in 12 games as a senior (2017) and totaled 41 tackles (27 solo), 2.5 tackles for loss, 11 passes defended



and five interceptions

- Selected First Team All-Southland Conference as a junior (2016) after notching 35 total tackles (28 solo), 2.5 tackles for loss, 11 passes defended, two interceptions and a fumble recovery. Also earned All-Southland Conference honorable mention as a punt returner when he returned 24 punts for 219 yards (9.1 avg.) and one touchdown
- Named First Team All-Southland Conference in his sophomore season (2015) when he started 11 games and amassed 51 total tackles (42 solo), 3.0 tackles for loss, 1.0

sack, a career-high 12 passes defended, five interceptions and two forced fumbles

- Notched a team-high three interceptions and added 19 total tackles (16 solo) as a freshman (2014)

PERSONAL:

- Attended Saks High School in Anniston, Ala.
- Played both quarterback and defensive back and was named to the all-region first team in 2013 and 2014
- Holds his high school's record for most career touchdowns
- Selected as the Player of the Year for District 8 in 2014

TREMON SMITH'S NFL REGULAR SEASON DEFENSIVE STATISTICS

| 2018-2022 NFL Career Statistics | | | | | | | | | | | | | | | | | | | | | | | | | | | | |
|-------------------------------------|---------|----|----|---------|---|---|-----|-----|-----|-----|-----|---------------|-----|----|----|----|----|---------|----|-----|----|----|---|----|----|---|------|--|
| DATE | TEAM | GP | GS | TACKLES | | | | | | | | INTERCEPTIONS | | | | | | FUMBLES | | | | ST | | | | | MISC | |
| | | | | TK | S | A | TFL | YDS | SK | YDS | QBH | NO | YDS | LG | TD | PD | FF | FR | TD | YDS | TK | S | A | FF | FR | S | A | |
| 2018 | Chiefs | 14 | 1 | 1 | 1 | 0 | 0 | 0 | 0.0 | 0.0 | 0 | 0 | 0 | 0 | 1 | 0 | 0 | 0 | 0 | 4 | 3 | 1 | 0 | 1 | 0 | 0 | | |
| 2019 | Chiefs | 1 | 0 | 0 | 0 | 0 | 0 | 0 | 0.0 | 0.0 | 0 | 0 | 0 | 0 | 0 | 0 | 0 | 0 | 0 | 0 | 0 | 0 | 0 | 0 | 0 | | | |
| Went from Kansas City to Green Bay. | | | | | | | | | | | | | | | | | | | | | | | | | | | | |
| 2019 | Packers | 7 | 0 | 0 | 0 | 0 | 0 | 0 | 0.0 | 0.0 | 0 | 0 | 0 | 0 | 0 | 0 | 0 | 0 | 3 | 2 | 1 | 0 | 0 | 0 | 0 | | | |
| 2019 | TOTAL | 8 | 0 | 0 | 0 | 0 | 0 | 0 | 0.0 | 0.0 | 0 | 0 | 0 | 0 | 0 | 0 | 0 | 0 | 3 | 2 | 1 | 0 | 0 | 0 | 0 | | | |
| 2020 | Colts | 10 | 0 | 0 | 0 | 0 | 0 | 0 | 0.0 | 0.0 | 0 | 0 | 0 | 0 | 0 | 0 | 0 | 0 | 2 | 2 | 0 | 0 | 0 | 0 | 0 | | | |
| 2021 | Texans | 17 | 2 | 13 | 8 | 5 | 0 | 0 | 0.0 | 0.0 | 0 | 0 | 0 | 0 | 0 | 0 | 0 | 0 | 8 | 8 | 0 | 0 | 1 | 0 | 0 | | | |
| 2022 | Texans | 6 | 0 | 0 | 0 | 0 | 0 | 0 | 0.0 | 0.0 | 0 | 0 | 0 | 0 | 0 | 0 | 0 | 0 | 4 | 2 | 2 | 1 | 0 | 0 | 0 | | | |
| NFL TOTALS | | 55 | 3 | 14 | 9 | 5 | 0 | 0 | 0.0 | 0.0 | 0 | 0 | 0 | 0 | 1 | 0 | 0 | 0 | 21 | 17 | 4 | 1 | 2 | 0 | 0 | | | |

TREMON SMITH'S NFL POSTSEASON DEFENSIVE STATISTICS

| DATE | TEAM | GP | GS | TACKLES | | | | | | | | QBH | INTERCEPTIONS | | | | | | FUMBLES | | | | | ST | | | | | MISC | |
|------------|---------|----|----|---------|---|---|-----|-----|-----|-----|----|-----|---------------|----|----|----|----|----|---------|-----|----|---|---|----|----|---|---|--|------|--|
| | | | | TK | S | A | TFL | YDS | SK | YDS | NO | | YDS | LG | TD | PD | FF | FR | TD | YDS | TK | S | A | FF | FR | S | A | | | |
| 2018 | Chiefs | 2 | 0 | 1 | 1 | 0 | 0 | 0 | 0.0 | 0.0 | 0 | 0 | 0 | 0 | 0 | 0 | 0 | 0 | 0 | 0 | 0 | 0 | 0 | 0 | 1 | 0 | 0 | | | |
| 2019 | Packers | 0 | 0 | 0 | 0 | 0 | 0 | 0 | 0.0 | 0.0 | 0 | 0 | 0 | 0 | 0 | 0 | 0 | 0 | 0 | 0 | 0 | 0 | 0 | 0 | 0 | 0 | 0 | | | |
| 2020 | Colts | 1 | 0 | 0 | 0 | 0 | 0 | 0 | 0.0 | 0.0 | 0 | 0 | 0 | 0 | 0 | 0 | 0 | 0 | 0 | 0 | 0 | 0 | 0 | 0 | 0 | 0 | 0 | | | |
| NFL TOTALS | | 3 | 0 | 1 | 1 | 0 | 0 | 0 | 0.0 | 0.0 | 0 | 0 | 0 | 0 | 0 | 0 | 0 | 0 | 0 | 0 | 0 | 0 | 0 | 0 | 1 | 0 | 0 | | | |

TREMON SMITH'S NFL REGULAR SEASON RETURN STATISTICS

| DATE | TEAM | RET. | KICKOFF RETURNS | | | | PUNT RETURNS | | | | | |
|-------------------------------------|---------|------|-----------------|------|-----|----|--------------|----|------|------|----|----|
| | | | YDS. | AVG. | LG | TD | NO. | FC | YDS. | AVG. | LG | TD |
| 2018 | Chiefs | 33 | 886 | 26.8 | 97 | 0 | 0 | 0 | 0 | 0.0 | 0 | 0 |
| 2019 | Chiefs | 0 | 0 | 0.0 | 0 | 0 | 0 | 0 | 0 | 0.0 | 0 | 0 |
| Went from Kansas City to Green Bay. | | | | | | | | | | | | |
| 2019 | Packers | 13 | 303 | 23.3 | 36 | 0 | 4 | 3 | 0 | 0.0 | 3 | 0 |
| 2019 | TOTAL | 13 | 303 | 23.3 | 36 | 0 | 4 | 3 | 0 | 0.0 | 3 | 0 |
| 2020 | Colts | 8 | 180 | 22.5 | 33 | 0 | 0 | 0 | 0 | 0.0 | 0 | 0 |
| 2021 | Texans | 21 | 537 | 25.6 | 98t | 1 | 1 | 1 | 1 | 1.0 | 1 | 0 |
| 2022 | Texans | 7 | 148 | 21.1 | 25 | 0 | 1 | 0 | 3 | 3.0 | 3 | 0 |
| NFL TOTALS | | 82 | 2,054 | 25.0 | 98T | 1 | 6 | 4 | 4 | 0.7 | 3 | 0 |

TREMON SMITH'S NFL POSTSEASON RETURN STATISTICS

| DATE | TEAM | RET. | KICKOFF RETURNS | | | | PUNT RETURNS | | | | | |
|------------|---------|------|-----------------|------|----|----|--------------|----|------|------|----|----|
| | | | YDS. | AVG. | LG | TD | NO. | FC | YDS. | AVG. | LG | TD |
| 2018 | Chiefs | 6 | 138 | 23.0 | 29 | 0 | 0 | 0 | 0 | 0.0 | 0 | 0 |
| 2019 | Packers | 0 | 0 | 0.0 | 0 | 0 | 0 | 0 | 0 | 0.0 | 0 | 0 |
| 2020 | Colts | 0 | 0 | 0.0 | 0 | 0 | 0 | 0 | 0 | 0.0 | 0 | 0 |
| NFL TOTALS | | 6 | 138 | 23.0 | 29 | 0 | 0 | 0 | 0 | 0.0 | 0 | 0 |



SINGLE-GAME HIGHS: DEFENSIVE

| | | | |
|------------------------|---|--|---|
| Total Tackles | 4 vs. Los Angeles Chargers, Dec 26, 2021 ...1 more at 4. | Special Teams Tackles | 2 vs. Indianapolis Colts, Sep 11, 2022 ...4 more at 2. |
| Solo Tackles | 3 vs. Los Angeles Chargers, Dec 26, 2021 | Special Teams Forced Fumbles | 1 vs. Indianapolis Colts, Sep 11, 2022 |
| Passes Defensed | 1 at Seattle Seahawks, Dec 23, 2018 | Special Teams Fumble Recoveries | 1 at Tennessee Titans, Nov 21, 2021 ...1 more at 1. |

SINGLE-GAME HIGHS - POSTSEASON: DEFENSIVE

| | | | |
|----------------------|--|--|--|
| Total Tackles | 1 vs. Indianapolis Colts, Jan 12, 2019 | Special Teams Fumble Recoveries | 1 vs. Indianapolis Colts, Jan 12, 2019 |
| Solo Tackles | 1 vs. Indianapolis Colts, Jan 12, 2019 | | |

SINGLE-GAME HIGHS: RETURNS

| | | | |
|-------------------------------|---|-------------------------------|--|
| All-Purpose Yards | 207 at Los Angeles Rams, Nov 19, 2018 | Punt Return Yards | 3 at New York Giants, Dec 01, 2019 |
| Kickoff Returns | 7 at Los Angeles Rams, Nov 19, 2018 | Longest Punt Return | 3 at Jacksonville Jaguars, Oct 09, 2022 ...1 more at 3. |
| Kickoff Return Yards | 207 at Los Angeles Rams, Nov 19, 2018 | Punt Returns | 2 at San Francisco 49ers, Nov 24, 2019 |
| Longest Kickoff Return | 98t at Jacksonville Jaguars, Dec 19, 2021 | Kickoff Return Average | 45.0 at New England Patriots, Oct 14, 2018 |
| Kickoff Return TDs | 1 at Jacksonville Jaguars, Dec 19, 2021 | Special Teams Tackles | 2 vs. Indianapolis Colts, Sep 11, 2022 ...4 more at 2. |
| Fair Catches | 2 at San Francisco 49ers, Nov 24, 2019 | Most TDs | 1 at Jacksonville Jaguars, Dec 19, 2021 |

SINGLE-GAME HIGHS - POSTSEASON: RETURNS

| | | | |
|-----------------------------|---|-------------------------------|---|
| All-Purpose Yards | 99 vs. New England Patriots, Jan 20, 2019 | Longest Kickoff Return | 29 vs. New England Patriots, Jan 20, 2019 |
| Kickoff Returns | 4 vs. New England Patriots, Jan 20, 2019 | Kickoff Return Average | 24.8 vs. New England Patriots, Jan 20, 2019 |
| Kickoff Return Yards | 99 vs. New England Patriots, Jan 20, 2019 | | |

SINGLE-GAME HIGHS: QUARTERBACK

| | | | |
|----------------------|--|---------------------|--|
| Rush Attempts | 1 vs. Los Angeles Chargers, Dec 26, 2021 | Longest Runs | 7 vs. Los Angeles Chargers, Dec 26, 2021 |
| Rushing Yards | 7 vs. Los Angeles Chargers, Dec 26, 2021 | | |

SINGLE-GAME HIGHS: KICKER

| | |
|------------------------------|---|
| Special Teams Tackles | 2 vs. Indianapolis Colts, Sep 11, 2022 ...4 more at 2. |
|------------------------------|---|

2022 GAME-BY-GAME REGULAR-SEASON STATISTICS (TEXANS)

| W | DATE | OPPONENT | P/S | TACKLES | | | | | | | | INTERCEPTIONS | | | | | FUMBLES | | | | | ST | | | | | MISC | | | W/L | SCORE |
|-------------|-------|------------|-----|---------|---|---|-----|-----|-----|-----|-----|---------------|-----|----|----|----|---------|----|----|-----|----|----|---|----|----|---|-------|-------|--|-----|-------|
| | | | | TK | S | A | SK | YDS | TFL | YDS | QBH | NO | YDS | LG | TD | PD | FF | FR | TD | YDS | TK | S | A | FF | FR | S | A | | | | |
| 01 | 09/11 | Colts | P | 0 | 0 | 0 | 0.0 | 0.0 | 0 | 0 | 0 | 0 | 0 | 0 | 0 | 0 | 0 | 0 | 0 | 2 | 1 | 1 | 1 | 0 | 0 | 0 | T | 20-20 | | | |
| 02 | 09/18 | at Broncos | P | 0 | 0 | 0 | 0.0 | 0.0 | 0 | 0 | 0 | 0 | 0 | 0 | 0 | 0 | 0 | 0 | 0 | 0 | 0 | 0 | 0 | 0 | 0 | L | 9-16 | | | | |
| 03 | 09/25 | at Bears | P | 0 | 0 | 0 | 0.0 | 0.0 | 0 | 0 | 0 | 0 | 0 | 0 | 0 | 0 | 0 | 0 | 0 | 0 | 0 | 0 | 0 | 0 | 0 | L | 20-23 | | | | |
| 04 | 10/02 | Chargers | P | 0 | 0 | 0 | 0.0 | 0.0 | 0 | 0 | 0 | 0 | 0 | 0 | 0 | 0 | 0 | 0 | 0 | 1 | 1 | 0 | 0 | 0 | 0 | L | 24-34 | | | | |
| 05 | 10/09 | at Jaguars | P | 0 | 0 | 0 | 0.0 | 0.0 | 0 | 0 | 0 | 0 | 0 | 0 | 0 | 0 | 0 | 0 | 0 | 0 | 0 | 0 | 0 | 0 | 0 | W | 13-6 | | | | |
| 07 | 10/23 | at Raiders | P | 0 | 0 | 0 | 0.0 | 0.0 | 0 | 0 | 0 | 0 | 0 | 0 | 0 | 0 | 0 | 0 | 0 | 1 | 0 | 1 | 0 | 0 | 0 | L | 20-38 | | | | |
| 2022 TOTALS | | | | 6-0 | 0 | 0 | 0 | 0.0 | 0.0 | 0 | 0 | 0 | 0 | 0 | 0 | 0 | 0 | 0 | 0 | 4 | 2 | 2 | 1 | 0 | 0 | 0 | 1-4-1 | | | | |

2022 GAME-BY-GAME REGULAR-SEASON STATISTICS (TEXANS)

| W | DATE | OPPONENT | P/S | KICKOFF RETURNS | | | | | PUNT RETURNS | | | | | W/L | SCORE |
|-------------|-------|------------|-----|-----------------|-----|------|------|----|--------------|----|-----|-----|----|-----|-------|
| | | | | RET | YDS | AVG | LG | TD | NO | FC | YDS | AVG | LG | TD | |
| 01 | 09/11 | Colts | P | 0 | 0 | 0.0 | 0 | 0 | 0 | 0 | 0 | 0.0 | 0 | 0 | 20-20 |
| 02 | 09/18 | at Broncos | P | 1 | 22 | 22.0 | 22 | 0 | 0 | 0 | 0 | 0.0 | 0 | 0 | 9-16 |
| 03 | 09/25 | at Bears | P | 0 | 0 | 0.0 | 0 | 0 | 0 | 0 | 0 | 0.0 | 0 | 0 | 20-23 |
| 04 | 10/02 | Chargers | P | 1 | 24 | 24.0 | 24 | 0 | 0 | 0 | 0 | 0.0 | 0 | 0 | 24-34 |
| 05 | 10/09 | at Jaguars | P | 1 | 24 | 24.0 | 24 | 0 | 1 | 0 | 3 | 3.0 | 3 | 0 | 13-6 |
| 07 | 10/23 | at Raiders | P | 4 | 78 | 19.5 | 25 | 0 | 0 | 0 | 0 | 0.0 | 0 | 0 | 20-38 |
| 2022 TOTALS | | | | 6-0 | 7 | 148 | 21.1 | 25 | 0 | 1 | 0 | 3.0 | 3 | 0 | 1-4 |





M.J.
STEWART

29
DEFENSIVE BACK

Ht: 5-11
DOB: 9/16/1995
Texans Season: 1
Acquired: UFA-'22 (CLE)

Wt: 200
College: North Carolina
NFL Season: 5

TRANSACTIONS: Selected by the Tampa Bay Buccaneers in the second round (53rd overall) of the 2018 NFL Draft...Released by the Buccaneers on Aug. 6, 2020...Claimed off waivers by the Cleveland Browns on Aug. 8, 2020...Signed with the Houston Texans as an unrestricted free agent on March 24, 2022.

2022 (Houston 6/0):

- Has a team-high and league-high eight special teams tackles so far this season
- Completed the fake punt attempt and ran for three yards for a first down on fourth-and-1 at Chicago (9/25)
- Forced a fumble on a kick return in the fourth quarter vs. Los Angeles Chargers (10/2)

2021 (Cleveland 13/3):

- Tied his career-high with 28 tackles (10 solo), also notching four passes defended, two tackles for loss and his first career forced fumble
- Led the team with a career-high 11 tackles (eight solo) in addition to one pass defended and his first career forced fumble vs. Las Vegas (12/20)
- Paced the Browns with 10 tackles (nine solo) and two tackles for loss at Green Bay (12/25)
- Tallied five tackles (two solo) and two passes defended at Pittsburgh (1/3/22)

2020 (Cleveland 16/0, 2/1):

- Notched three tackles (two solo), 1.0 sack and a team-high two tackles for loss at Dallas (10/4). Dropped QB Dak Prescott for a six-yard loss and his first career sack
- Recorded his first career interception at Tennessee (12/6), also posting three tackles (two solo) and two passes defended
- Tied his season high with four tackles (three solo) and logged his second career interception vs. Pittsburgh (1/3/21)
- Made his first start of the season and first career postseason appearance in the Wild Card Round at Pittsburgh (1/10/21), notching nine tackles (all solo), one interception, one tackle for loss and one pass defended
- Appeared in the Divisional Round at Kansas City (1/17/21) and totaled four tackles (three solo)

2019 (Tampa Bay 10/1):

- Logged a career high-tying 28 tackles (seven solo) on the season as well as two passes defended
- Posted a season-high nine tackles (eight solo) as well as

one pass defended at the L.A. Rams (9/29)

- Recorded eight tackles (six solo) vs. Arizona (11/10)
- Tallied five tackles (four solo) and one pass defended in the season finale vs. Atlanta (12/29)

2018 (Tampa Bay 11/5):

- Played in his first NFL game at New Orleans (9/9), posting four tackles (all solo)
- Started his first NFL game vs. Philadelphia (9/16) and posted five tackles (four solo), one quarterback hit and one tackle for loss
- Totaled a season-high eight tackles (all solo) and one pass defended vs. Pittsburgh (9/24)
- Logged two tackles (both solo), one quarterback hit, one tackle for loss and one pass defended at Atlanta (10/14)

COLLEGE:

- Played four seasons (2014-17) at the University of North Carolina in Chapel Hill, N.C.
- Named honorable mention All-ACC in his final two seasons and second-team All-ACC as a sophomore
- Started all 12 games as a senior (2017) and tallied 45 tackles, five tackles for loss, 2.0 sacks, two quarterback hits and 12 passes defended, also returning 15 punts for 170 yards (11.3 avg.)
- Ranked sixth on the team with 66 tackles as a junior (2016) and had a team-high 11 passes defended, a team-best two forced fumbles and three fumble recoveries
- Tied for the ACC lead with 18 passes defended as a sophomore (2015), also recording 62 tackles, 2.5 tackles for loss, 1.0 sack, one forced fumble and four interceptions
- Appeared in 12 games as a freshman (2014) and finished with 26 tackles (14 solo), four passes defended, two interceptions and half a tackle for loss

PERSONAL:

- Attended Yorktown High School in Arlington, Va., where he played a variety of positions including running back, wide receiver, safety and cornerback
- Ran for 1,428 yards and 24 touchdowns as a senior
- Was twice named first-team All-Met by The Washington Post
- Earned his conference's offensive player of the year as a junior and also picked up All-Northeast Region and all-district honors



🏈 Totaled 77 tackles, 10 interceptions and returned three

punts for touchdowns as a junior
🏈 Son of Marvin Sr. and Rhonda

M.J. STEWART'S NFL REGULAR SEASON DEFENSIVE STATISTICS

| DATE | TEAM | GP | GS | TACKLES | | | | | | | | INTERCEPTIONS | | | | | | FUMBLES | | | | ST | | | | MISC | |
|------------|------------|----|----|---------|----|----|-----|-----|-----|-----|-----|---------------|-----|----|----|----|----|---------|----|-----|----|----|---|----|----|------|---|
| | | | | TK | S | A | TFL | YDS | SK | YDS | QBH | NO | YDS | LG | TD | PD | FF | FR | TD | YDS | TK | S | A | FF | FR | S | A |
| 2018 | Buccaneers | 11 | 5 | 29 | 27 | 2 | 2 | 6 | 0.0 | 0.0 | 2 | 0 | 0 | 0 | 0 | 3 | 0 | 0 | 0 | 0 | 4 | 4 | 0 | 0 | 0 | 0 | 0 |
| 2019 | Buccaneers | 10 | 1 | 35 | 28 | 7 | 0 | 0 | 0.0 | 0.0 | 0 | 0 | 0 | 0 | 0 | 2 | 0 | 0 | 0 | 0 | 0 | 0 | 0 | 0 | 0 | 0 | 0 |
| 2020 | Browns | 16 | 0 | 17 | 13 | 4 | 2 | 8 | 1.0 | 6.0 | 1 | 2 | 51 | 30 | 0 | 3 | 0 | 0 | 0 | 0 | 5 | 5 | 0 | 0 | 0 | 0 | 0 |
| 2021 | Browns | 13 | 3 | 38 | 28 | 10 | 2 | 2 | 0.0 | 0.0 | 0 | 0 | 0 | 0 | 0 | 4 | 1 | 0 | 0 | 0 | 9 | 6 | 3 | 0 | 0 | 0 | 0 |
| 2022 | Texans | 6 | 0 | 0 | 0 | 0 | 0 | 0 | 0.0 | 0.0 | 0 | 0 | 0 | 0 | 0 | 0 | 0 | 0 | 0 | 0 | 8 | 5 | 3 | 1 | 0 | 0 | 0 |
| NFL TOTALS | | 56 | 9 | 119 | 96 | 23 | 6 | 16 | 1.0 | 6.0 | 3 | 2 | 51 | 30 | 0 | 12 | 1 | 0 | 0 | 0 | 26 | 20 | 6 | 1 | 0 | 0 | 0 |

M.J. STEWART'S NFL POSTSEASON DEFENSIVE STATISTICS

| DATE | TEAM | GP | GS | TACKLES | | | | | | | | INTERCEPTIONS | | | | | | FUMBLES | | | | ST | | | | MISC | |
|------------|--------|----|----|---------|----|---|-----|-----|-----|-----|-----|---------------|-----|----|----|----|----|---------|----|-----|----|----|---|----|----|------|---|
| | | | | TK | S | A | TFL | YDS | SK | YDS | QBH | NO | YDS | LG | TD | PD | FF | FR | TD | YDS | TK | S | A | FF | FR | S | A |
| 2020 | Browns | 2 | 1 | 13 | 12 | 1 | 1 | 2 | 0.0 | 0.0 | 0 | 1 | 3 | 3 | 0 | 1 | 0 | 0 | 0 | 0 | 1 | 1 | 0 | 0 | 0 | 0 | 0 |
| NFL TOTALS | | 2 | 1 | 13 | 12 | 1 | 1 | 2 | 0.0 | 0.0 | 0 | 1 | 3 | 3 | 0 | 1 | 0 | 0 | 0 | 0 | 1 | 1 | 0 | 0 | 0 | 0 | 0 |

SINGLE-GAME HIGHS: DEFENSIVE

| | | | |
|------------------------|--|-------------------------------------|---|
| Total Tackles | 11 vs. Las Vegas Raiders, Dec 20, 2021 | Tackles For Loss | 2 at Green Bay Packers, Dec 25, 2021 |
| Solo Tackles | 9 at Green Bay Packers, Dec 25, 2021 | Interceptions | ...1 more at 2. 1 vs. Pittsburgh Steelers, Jan 03, 2021 |
| Sacks | 1.0 at Dallas Cowboys, Oct 04, 2020 | Interception Return Yards | ...1 more at 1. 30 vs. Pittsburgh Steelers, Jan 03, 2021 |
| Passes Defensed | 2 at Pittsburgh Steelers, Jan 03, 2022 | Special Teams Tackles | 2 vs. Los Angeles Chargers, Oct 02, 2022 |
| Forced Fumbles | ...1 more at 2. 1 vs. Las Vegas Raiders, Dec 20, 2021 | Special Teams Forced Fumbles | ...7 more at 2. 1 vs. Los Angeles Chargers, Oct 02, 2022 |

SINGLE-GAME HIGHS - POSTSEASON: DEFENSIVE

| | | | |
|-------------------------|--|----------------------------------|--|
| Total Tackles | 9 at Pittsburgh Steelers, Jan 10, 2021 | Interceptions | 1 at Pittsburgh Steelers, Jan 10, 2021 |
| Solo Tackles | 9 at Pittsburgh Steelers, Jan 10, 2021 | Interception Return Yards | 3 at Pittsburgh Steelers, Jan 10, 2021 |
| Passes Defensed | 1 at Pittsburgh Steelers, Jan 10, 2021 | Special Teams Tackles | 1 at Pittsburgh Steelers, Jan 10, 2021 |
| Tackles For Loss | 1 at Pittsburgh Steelers, Jan 10, 2021 | | |

2022 GAME-BY-GAME REGULAR-SEASON STATISTICS (TEXANS)

| W | DATE | OPPONENT | P/S | TACKLES | | | | | | | | INTERCEPTIONS | | | | | FUMBLES | | | | ST | | | | MISC | | W/L | SCORE |
|-------------|-------|------------|-----|---------|---|---|-----|-----|-----|-----|-----|---------------|-----|----|----|----|---------|----|----|-----|----|---|---|----|------|---|-------|-------|
| | | | | TK | S | A | SK | YDS | TFL | YDS | QBH | NO | YDS | LG | TD | PD | FF | FR | TD | YDS | TK | S | A | FF | FR | S | | |
| 01 | 09/11 | Colts | P | 0 | 0 | 0 | 0.0 | 0.0 | 0 | 0 | 0 | 0 | 0 | 0 | 0 | 0 | 0 | 0 | 0 | 2 | 2 | 0 | 0 | 0 | 0 | 0 | T | 20-20 |
| 02 | 09/18 | at Broncos | P | 0 | 0 | 0 | 0.0 | 0.0 | 0 | 0 | 0 | 0 | 0 | 0 | 0 | 0 | 0 | 0 | 0 | 2 | 2 | 0 | 0 | 0 | 0 | 0 | L | 9-16 |
| 03 | 09/25 | at Bears | P | 0 | 0 | 0 | 0.0 | 0.0 | 0 | 0 | 0 | 0 | 0 | 0 | 0 | 0 | 0 | 0 | 0 | 1 | 0 | 1 | 0 | 0 | 0 | 0 | L | 20-23 |
| 04 | 10/02 | Chargers | P | 0 | 0 | 0 | 0.0 | 0.0 | 0 | 0 | 0 | 0 | 0 | 0 | 0 | 0 | 0 | 0 | 0 | 2 | 1 | 1 | 1 | 0 | 0 | 0 | L | 24-34 |
| 05 | 10/09 | at Jaguars | P | 0 | 0 | 0 | 0.0 | 0.0 | 0 | 0 | 0 | 0 | 0 | 0 | 0 | 0 | 0 | 0 | 0 | 1 | 0 | 1 | 0 | 0 | 0 | 0 | W | 13-6 |
| 07 | 10/23 | at Raiders | P | 0 | 0 | 0 | 0.0 | 0.0 | 0 | 0 | 0 | 0 | 0 | 0 | 0 | 0 | 0 | 0 | 0 | 0 | 0 | 0 | 0 | 0 | 0 | 0 | L | 20-38 |
| 2022 TOTALS | | | 6-0 | 0 | 0 | 0 | 0.0 | 0.0 | 0 | 0 | 0 | 0 | 0 | 0 | 0 | 0 | 0 | 0 | 0 | 8 | 5 | 3 | 1 | 0 | 0 | 0 | 1-4-1 | |



DEREK STINGLEY JR.

24
DEFENSIVE BACK

Ht: 6-0

DOB: 6/20/2001

Texans Season: R **NFL Season:** R

Acquired: D1a-'22

Wt: 190

College: LSU

TRANSACTIONS: Selected by the Houston Texans in the first round (third overall) of the 2022 NFL Draft.

2022 (Houston 6/6):

- Has 35 tackles (29 solo), 1.0 sack, five passes defended and one interception on the season so far
- Made his first career NFL start and appearance while logging seven tackles (three solo) and one pass defended vs. Indianapolis (9/11)
- Recorded his first career interception picking off QB Trevor Lawrence in the end zone and finished with 7 tackles (six solo) at Jacksonville (10/9)

COLLEGE:

- Played three seasons (2019-21) at LSU in Baton Rouge, La., where he started 25 games and recorded 73 tackles, seven tackles for loss, six interceptions and 21 passes defended

2021 (LSU):

- Started the first three games of his junior season before being sidelined for the remainder of the year due to a foot injury
- Notched eight tackles, 3.5 tackles for loss and one forced fumble
- Tallied four tackles, 1.5 tackles for loss and a forced fumble vs. Central Michigan (9/18)

2020 (LSU):

- Started seven games at cornerback and tallied 27 tackles, 2.5 tackles for loss and five passes defended
- Named first-team All-America by the American Football Coaches Association for the second consecutive year
- Earned first-team All-SEC honors from the Associated Press and the league's coaches
- Tied his career high with six tackles (five solo) at Vanderbilt (10/3)
- Notched five tackles (four solo), a tackle for loss and a forced fumble at Auburn (10/31)
- Broke up a season-high three passes at Texas A&M (11/28)

2019 (LSU):

- Started all 15 games as a true freshman and registered 38 tackles and one tackle for loss
- Earned consensus first-team All-America honors from the

AFCA, Associated Press, ESPN, The Athletic, CBS, Sports Illustrated, Sporting News and USA Today

- Named first-team All-SEC and the unanimous selection for SEC Newcomer of the Year by the Associated Press
- Helped the Tigers to a 15-0 record and a win in the College Football Playoff National Championship
- Led the SEC and ranked No. 5 nationally with six interceptions while pacing the SEC and ranking No. 2 in the nation with 21 passes defended
- Grabbed his first career interception at Vanderbilt (9/21), adding five tackles (all solo) and a career-high four passes defended
- Wrapped up a career-high six tackles (five solo) vs. Florida (10/12) while defending two passes and recording an interception
- Recorded a season-high two interceptions, three passes defended and made five tackles in the SEC Championship Game vs. Georgia (12/7)

PERSONAL:

- Attended Dunham School in Baton Rouge, La., where he saw action at safety, cornerback, wide receiver and as a return specialist
- Was a consensus five-star prospect that Rivals rated as the nation's No. 1 player in the class of 2019
- Named a finalist for the 2018-19 Gatorade National Football Player of the Year and won Louisiana's Gatorade Player of the Year honors for 2018
- Led Dunham to the Louisiana Division III quarterfinals during his senior campaign, when he posted 24 receptions for 678 yards and eight touchdowns, rushed for 192 yards and four touchdowns and also notched four interceptions on defense, returning one for a touchdown
- Intercepted 14 passes over the final 20 games of his high school career
- Earned MVP honors on both offense and defense for his district as well as being first-team All-District on both sides of the ball
- Father, Derek, played cornerback in college at Purdue before transferring to Triton College to play baseball, and was later selected in the 1993 MLB Draft by the Philadelphia Phillies
- Grandfather, Darryl, was a first round draft pick of the New England Patriots out of Purdue in 1973



DEREK STINGLEY JR.'S NFL REGULAR SEASON DEFENSIVE STATISTICS

| DATE | TEAM | GP | GS | TACKLES | | | | | | | | INTERCEPTIONS | | | | | | FUMBLES | | | | ST | | | | | | MISC | |
|------------|--------|----|----|---------|----|---|-----|-----|-----|-----|-----|---------------|-----|----|----|----|----|---------|----|-----|----|----|---|----|----|---|---|------|---|
| | | | | TK | S | A | TFL | YDS | SK | YDS | QBH | NO | YDS | LG | TD | PD | FF | FR | TD | YDS | TK | S | A | FF | FR | S | A | S | A |
| 2022 | Texans | 6 | 6 | 35 | 29 | 6 | 0 | 0 | 1.0 | 0.0 | 0 | 1 | 9 | 9 | 0 | 5 | 0 | 0 | 0 | 0 | 0 | 0 | 0 | 0 | 0 | 0 | 0 | 0 | 0 |
| NFL TOTALS | | 6 | 6 | 35 | 29 | 6 | 0 | 0 | 1.0 | 0.0 | 0 | 1 | 9 | 9 | 0 | 5 | 0 | 0 | 0 | 0 | 0 | 0 | 0 | 0 | 0 | 0 | 0 | 0 | 0 |

SINGLE-GAME HIGHS: DEFENSIVE

| | | | |
|------------------------|---|----------------------------------|---|
| Total Tackles | 8 at Denver Broncos, Sep 18, 2022 | Interceptions | 1 at Jacksonville Jaguars, Oct 09, 2022 |
| Solo Tackles | 8 at Denver Broncos, Sep 18, 2022 | Interception Return Yards | 9 at Jacksonville Jaguars, Oct 09, 2022 |
| Passes Defensed | 2 at Jacksonville Jaguars, Oct 09, 2022 | | |
| | ...1 more at 2. | | |

2022 GAME-BY-GAME REGULAR-SEASON STATISTICS (TEXANS)

| | | | TACKLES | | | | | | | | INTERCEPTIONS | | | | | | FUMBLES | | | | ST | | | | MISC | | | | | |
|-------------|-------|------------|---------|----|----|---|-----|-----|-----|-----|---------------|----|-----|----|----|----|---------|----|----|-----|----|---|---|----|------|---|---|-------|-------|-------|
| W | DATE | OPPONENT | P/S | TK | S | A | SK | YDS | TFL | YDS | QBH | NO | YDS | LG | TD | PD | FF | FR | TD | YDS | TK | S | A | FF | FR | S | A | W/L | SCORE | |
| 01 | 09/11 | Colts | S | 7 | 3 | 4 | 0.0 | 0.0 | 0 | 0 | 0 | 0 | 0 | 0 | 0 | 1 | 0 | 0 | 0 | 0 | 0 | 0 | 0 | 0 | 0 | 0 | 0 | 0 | T | 20-20 |
| 02 | 09/18 | at Broncos | S | 8 | 8 | 0 | 0.0 | 0.0 | 0 | 0 | 0 | 0 | 0 | 0 | 0 | 2 | 0 | 0 | 0 | 0 | 0 | 0 | 0 | 0 | 0 | 0 | 0 | L | 9-16 | |
| 03 | 09/25 | at Bears | S | 3 | 3 | 0 | 1.0 | 0.0 | 0 | 0 | 0 | 0 | 0 | 0 | 0 | 0 | 0 | 0 | 0 | 0 | 0 | 0 | 0 | 0 | 0 | 0 | 0 | L | 20-23 | |
| 04 | 10/02 | Chargers | S | 5 | 4 | 1 | 0.0 | 0.0 | 0 | 0 | 0 | 0 | 0 | 0 | 0 | 0 | 0 | 0 | 0 | 0 | 0 | 0 | 0 | 0 | 0 | 0 | 0 | L | 24-34 | |
| 05 | 10/09 | at Jaguars | S | 7 | 6 | 1 | 0.0 | 0.0 | 0 | 0 | 0 | 1 | 9 | 9 | 0 | 2 | 0 | 0 | 0 | 0 | 0 | 0 | 0 | 0 | 0 | 0 | 0 | W | 13-6 | |
| 07 | 10/23 | at Raiders | S | 5 | 5 | 0 | 0.0 | 0.0 | 0 | 0 | 0 | 0 | 0 | 0 | 0 | 0 | 0 | 0 | 0 | 0 | 0 | 0 | 0 | 0 | 0 | 0 | 0 | L | 20-38 | |
| 2022 TOTALS | | | 6-6 | 35 | 29 | 6 | 1.0 | 0.0 | 0 | 0 | 0 | 1 | 9 | 9 | 0 | 5 | 0 | 0 | 0 | 0 | 0 | 0 | 0 | 0 | 0 | 0 | 0 | 1-4-1 | | |



LAREMY
TUNSIL

78
OFFENSIVE LINEMAN

Ht: 6-5

DOB: 8/2/1994

Texans Season: 4 NFL Season: 7

Acquired: T-'19 (MIA)

Wt: 313

College: Mississippi

TRANSACTIONS: Selected by the Miami Dolphins in the first round (13th overall) of the 2016 NFL Draft...Traded to the Houston Texans on Sept. 1, 2019...Signed a contract extension with the Texans on April 24, 2020...Placed on the Reserve/COVID-19 List on Aug. 13, 2021...Activated from the Reserve/COVID-19 List on Aug. 30, 2021...Placed on the Reserve/Injured List on Oct. 16, 2021.

HONORS:

- Pro Bowl selection (2x – 2019-20)
- 2016 PFWA All-Rookie Team

2022 (Houston 6/6):

- Posted a 81.9 PFF grade in Weeks 1-7, which was the fourth-highest among tackles in that time
- Started all six games at left tackle
- Blocked for RB Dameon Pierce's 131-yard effort vs. the Los Angeles Chargers (10/2), the third-most rushing yards by a rookie in franchise history

2021 (Houston 5/5):

- Started all five games he played in at left tackle prior to being placed on the Reserve/Injured List
- Started in the season opener vs. Jacksonville (9/12) and helped the offense score 37 points, the highest Week 1 point total in franchise history
- Helped pave the way for an offense that averaged 6.4 yards per play vs. New England (10/10), the team's highest mark of the season

2020 (Houston 14/14):

- Earned Pro Bowl honors for the second-consecutive season after starting 14 games at left tackle for a team that recorded the highest passing yards per play in the NFL (8.31)
- Started at left tackle at Kansas City (9/10) in which the Texans rushed for 5.4 yards per attempt
- Blocked for QB Deshaun Watson at left tackle as Watson threw for 300 passing yards and two touchdowns vs. Minnesota (10/4)
- Started at left tackle vs. Jacksonville (10/11) and helped the Texans record 486 net yards and an average of 8.4 yards per play, which was the third-highest average in franchise history
- Blocked for QB Deshaun Watson at left tackle as Watson passed for 318 yards and four passing touchdowns at Detroit (11/26)
- Started at left tackle as part of an offensive line that

helped the Texans offense average a franchise record 9.6 yards per play vs. Cincinnati (12/27)

2019 (Houston 14/14, 2/2):

- Named to his first career Pro Bowl after being acquired via trade just eight days prior to Week 1
- Started in his Texans debut at New Orleans (9/9) and helped pave the way for a 7.83 rushing average, the second-best mark in a single game in franchise history
- Started at left tackle in the Week 3 win over the L.A. Chargers (9/22) and helped protect QB Deshaun Watson's 351-yard, three-touchdown passing performance
- Played in every offensive snap at Indianapolis (10/20) as part of an offensive line that paved the way for 391 yards of total offense
- Played in every offensive snap in his fourth consecutive start at left tackle vs. Atlanta (10/6), protecting QB Deshaun Watson who completed 84.8 percent of his passes for 426 yards and five touchdowns
- Started at left tackle at Kansas City (10/13) as part of an offensive line that did not allow a sack on QB Deshaun Watson for the second-consecutive week, the first time the Texans had accomplished the feat since Weeks 1-2 of the 2014 season
- Started at left tackle vs. Indianapolis (11/21) and helped block for 396 total net yards of offense, the eighth time on the season the Texans posted more than 350 total net yards
- Started at left tackle in the Wild Card Round vs. Buffalo (1/4/20), his second career playoff game and helped pave the way for the third most rushing yards in a postseason game in franchise history (141)
- Started at left tackle in the Divisional Round at Kansas City (1/12/20) and helped the offense gain the most total net yards (442) and most net passing yards (348) in a postseason game in franchise history

2018 (Miami 15/15):

- Started in 15 games for the Dolphins, paving the way for a run game that averaged 4.68 yards per play, the ninth-best average in the league
- Paved the way for a season-high 541 net yards of total offense in the Week 6 win vs. Chicago (10/14), including 380 yards and three touchdowns passing and 161 yards rushing on 31 carries (5.2 avg.)
- Blocked for an offense that produced 412 total net yards



vs. New England (12/9) with 265 yards and three touchdowns passing and 161 yards and three touchdowns rushing

2017 (Miami 15/15):

- Started in 15 games at left tackle as part of an offensive line that ranked 10th in the league in sacks per pass attempt with 5.48 percent
- Blocked for RB Jay Ajayi's 122 yards at L.A. Chargers (9/17), which snapped the Chargers' streak of 17-straight games without allowing a 100-yard rusher
- Started at left tackle and blocked for RB Kenyan Drake's first-career 100-yard performance with 120 yards and one touchdown vs. Denver (12/3)
- Paved the way for 114 yards rushing from RB Kenyan Drake vs. New England (12/11), his second-consecutive 100-yard performance

2016 (Miami 14/14, 1/1):

- Started 14 games in his rookie season, 12 at left guard and two at left tackle, becoming the first player in Dolphins history to start at least one game at guard and tackle in his rookie season
- Allowed just 0.5 sacks in his 12 starts at left guard
- Part of an offensive line that helped RB Jay Ajayi eclipse

the 1,000-yard rushing mark for the first time in his career, rushing the 1,272 yards, the third-best total in Dolphins history

- Paved the way for two straight 200-yard performances from RB Jay Ajayi with 204 yards vs. Pittsburgh (10/16) and 214 yards vs. Buffalo (10/23)

COLLEGE:

- Played three seasons (2013-15) at the University of Mississippi in Oxford, Miss., appearing in 29 games (26 starts) for the Rebels
- As a junior, helped the Rebels average 201.7 yards rushing and 514.0 total yards per game
- Earned second-team All-America and first-team All-SEC honors in back-to-back seasons (sophomore and junior)
- Played in 12 games (9 starts) as a true freshman and was named to the SEC All-Freshman team, earned freshman All-American honors and became only the second player in Ole Miss history to earn second-team All-SEC honors

PERSONAL:

- Attended Columbia (Fla.) High School, where he was a Class 6A All-State tackle and was ranked the fifth-best recruit in the nation by ESPN
- Son of Desiree Tunsil
- His brother, Alex Weber, was a wide receiver at Ole Miss

LAREMY TUNSIL'S NFL REGULAR SEASON STATISTICS

| DATE | TEAM | GP | GS |
|------------|----------|----|----|
| 2016 | Dolphins | 14 | 14 |
| 2017 | Dolphins | 15 | 15 |
| 2018 | Dolphins | 15 | 15 |
| 2019 | Texans | 14 | 14 |
| 2020 | Texans | 14 | 14 |
| 2021 | Texans | 5 | 5 |
| 2022 | Texans | 6 | 6 |
| NFL TOTALS | | 83 | 83 |

LAREMY TUNSIL'S NFL POSTSEASON STATISTICS

| DATE | TEAM | GP | GS |
|------------|----------|----|----|
| 2016 | Dolphins | 1 | 1 |
| 2019 | Texans | 2 | 2 |
| NFL TOTALS | | 3 | 3 |

2022 GAME-BY-GAME REGULAR-SEASON STATISTICS (TEXANS)

| W | DATE | OPPONENT | P/S | W/L/T | SCORE |
|-------------|-------|------------|-----|-------|-------|
| 01 | 09/11 | Colts | S | T | 20-20 |
| 02 | 09/18 | at Broncos | S | L | 9-16 |
| 03 | 09/25 | at Bears | S | L | 20-23 |
| 04 | 10/02 | Chargers | S | L | 24-34 |
| 05 | 10/09 | at Jaguars | S | W | 13-6 |
| 07 | 10/23 | at Raiders | S | L | 20-38 |
| 2022 TOTALS | | | 6-6 | 1-4-1 | |



**GARRET
WALLOW**

32
LINEBACKER

Ht: 6-2 **Wt:** 230
DOB: 1/25/1999 **College:** TCU
Texans Season: 2 **NFL Season:** 2
Acquired: D5b-'21

TRANSACTIONS: Selected by the Houston Texans with the 26th pick of the fifth round (170th overall) of the 2021 NFL Draft.

2022 (Houston 4/2):

- Has six tackles (three solo), one tackle for loss, one pass defended and two solo special teams tackles in his four appearances on the 2022 season

2021 (Houston 17/2):

- Played in all 17 games and made two starts, totaling 20 defensive tackles (13 solo), two tackles for loss, 1.0 sack, one quarterback hit and three special teams tackles (two solo)
- Made his NFL debut in the season opener vs. Jacksonville (9/12), appearing on special teams
- Recorded his first career tackle on special teams vs. Carolina (9/23)
- Logged a career-high two tackles (both solo) vs. Indianapolis (12/5)
- Tallied two tackles (both solo) and his first career tackle for loss vs. Seattle (12/12)
- Made his first career start and tied for the team lead with a career-high 11 tackles (six solo), also notching 1.0 sack, one quarterback hit and one tackle for loss at Jacksonville (12/19). Sacked QB Trevor Lawrence for a one-yard loss in the fourth quarter, his first career sack
- Logged four tackles (two solo) vs. the L.A. Chargers (12/26)

COLLEGE:

- Played four seasons (2017-20) at Texas Christian University in Fort Worth, Texas, where he appeared in 49 games over his collegiate career and totaled 295 tackles (177 solo), 32.5 tackles for loss, 9.5 sacks, five passes defended, three forced fumbles and one interception
- Earned First Team All-Big 12 honors in 2020 after logging 90 total tackles (50 solo), which was the second most in the Big 12 on the year. Also contributed 9.0 tackles for loss, 3.0 sacks, three forced fumbles and five quarterback hits
- Ranked tied for ninth nationally at 10.4 tackles per game in 2019
- Made seven starts while seeing action in all 13 contests and placed third on the team with 72 tackles (46 solo) on the 2018 season
- Appeared in all 14 games as a true freshman and recorded eight total tackles on the season (four solo) while leading the team in special teams tackles with seven in 2017

PERSONAL:

- Attended John Curtis Christian School in New Orleans
- Totaled 67 stops, including a sack, with an interception and forced fumble his senior year
- Was named First Team All-State twice as a safety
- Lettered in basketball and also ran track as a senior at John Curtis, clocking personal bests in the 100 meters (11.30) and 400 meters (52.36)

GARRET WALLOW'S NFL REGULAR SEASON DEFENSIVE STATISTICS

| 2021-2022 Season Statistics | | | | | | | | | | | | | | | | | | | | | | | | | | | | | |
|-----------------------------|--------|----|----|---------|----|----|-----|-----|-----|-----|-----|---------------|-----|----|----|----|----|---------|----|-----|----|----|---|----|----|---|---|------|--|
| DATE | TEAM | GP | GS | TACKLES | | | | | | | | INTERCEPTIONS | | | | | | FUMBLES | | | | ST | | | | | | MISC | |
| | | | | TK | S | A | TFL | YDS | SK | YDS | QBH | NO | YDS | LG | TD | PD | FF | FR | TD | YDS | TK | S | A | FF | FR | S | A | | |
| 2021 | Texans | 17 | 2 | 20 | 13 | 7 | 2 | 4 | 1.0 | 1.0 | 1 | 0 | 0 | 0 | 0 | 0 | 0 | 0 | 0 | 3 | 2 | 1 | 0 | 0 | 0 | 0 | | | |
| 2022 | Texans | 4 | 2 | 6 | 3 | 3 | 1 | 3 | 0.0 | 0.0 | 0 | 0 | 0 | 0 | 0 | 1 | 0 | 0 | 0 | 0 | 2 | 1 | 1 | 0 | 0 | 0 | | | |
| NFL TOTALS | | 21 | 4 | 26 | 16 | 10 | 3 | 7 | 1.0 | 1.0 | 1 | 0 | 0 | 0 | 0 | 1 | 0 | 0 | 0 | 0 | 5 | 3 | 2 | 0 | 0 | 0 | | | |



SINGLE-GAME HIGHS: DEFENSIVE

Total Tackles 11 at Jacksonville Jaguars, Dec 19, 2021
Solo Tackles 6 at Jacksonville Jaguars, Dec 19, 2021
Sacks 1.0 at Jacksonville Jaguars, Dec 19, 2021

Passes Defensed 1 at Jacksonville Jaguars, Oct 09, 2022
Tackles For Loss 1 at Jacksonville Jaguars, Oct 09, 2022
 ...2 more at 1.
Special Teams Tackles 1 at San Francisco 49ers, Jan 02, 2022
 ...2 more at 1.

2022 GAME-BY-GAME REGULAR-SEASON STATISTICS (TEXANS)

| | | | TACKLES | | | | | | | | INTERCEPTIONS | | | | | FUMBLES | | | | ST | | | | MISC | | | | | |
|-------------|-------|------------|---------|----------|---|---|-----|-----|-----|-----|---------------|----|-----|----|----|---------|----|----|----|-----|----|---|---|------|----|---|---|-------|-------|
| W | DATE | OPPONENT | P/S | TK | S | A | SK | YDS | TFL | YDS | QBH | NO | YDS | LG | TD | PD | FF | FR | TD | YDS | TK | S | A | FF | FR | S | A | W/L | SCORE |
| 01 | 09/11 | Colts | | INACTIVE | | | | | | | | | | | | | | | | | | | | | | | T | 20-20 | |
| 02 | 09/18 | at Broncos | | INACTIVE | | | | | | | | | | | | | | | | | | | | | | | L | 9-16 | |
| 03 | 09/25 | at Bears | P | 0 | 0 | 0 | 0.0 | 0.0 | 0 | 0 | 0 | 0 | 0 | 0 | 0 | 0 | 0 | 0 | 0 | 0 | 1 | 1 | 0 | 0 | 0 | 0 | L | 20-23 | |
| 04 | 10/02 | Chargers | P | 3 | 0 | 3 | 0.0 | 0.0 | 0 | 0 | 0 | 0 | 0 | 0 | 0 | 0 | 0 | 0 | 0 | 0 | 0 | 0 | 0 | 0 | 0 | 0 | L | 24-34 | |
| 05 | 10/09 | at Jaguars | S | 3 | 3 | 0 | 0.0 | 0.0 | 1 | 3 | 0 | 0 | 0 | 0 | 0 | 1 | 0 | 0 | 0 | 0 | 1 | 0 | 1 | 0 | 0 | 0 | 0 | W | 13-6 |
| 07 | 10/23 | at Raiders | S | 0 | 0 | 0 | 0.0 | 0.0 | 0 | 0 | 0 | 0 | 0 | 0 | 0 | 0 | 0 | 0 | 0 | 0 | 0 | 0 | 0 | 0 | 0 | 0 | L | 20-38 | |
| 2022 TOTALS | | | 4-2 | 6 | 3 | 3 | 0.0 | 0.0 | 1 | 3 | 0 | 0 | 0 | 0 | 0 | 1 | 0 | 0 | 0 | 0 | 2 | 1 | 1 | 0 | 0 | 0 | 0 | 1-4-1 | |



JON
WEEKS

46
LONG SNAPPER

Ht: 5-10

DOB: 2/17/1986

Texans Season: 13 NFL Season: 13

Acquired: FA-'10

Wt: 242

College: Baylor

TRANSACTIONS: Signed by the Houston Texans as a free agent on April 28, 2010...Re-signed with the Texans on March 5, 2012...Signed a contract extension with the Texans on Sept. 7, 2015...Re-signed with the Texans on March 21, 2020...Released by the Texans on Sept. 5, 2020...Signed by the Texans on Sept. 7, 2020...Re-signed by the Texans on March 29, 2021...Re-signed with the Texans on March 1, 2022.

CAREER:

- Named to the 2015 Pro Bowl
- Signed by the Texans during the 2010 offseason and made the roster out of training camp
- Has handled every extra point, field goal and punt snaps and has contributed with 36 special teams tackles over 13 seasons with the team
- Holds the record for the most games played in Texans franchise history (198), having played in every game since 2010
- Owens a streak of 198 consecutive regular season games played, the longest streak in Texans history and the NFL's third-longest active streak
- The only Texan to play in every postseason game in team history
- One of only 10 players across the NFL to play in every game of the 2010s decade

2022 (Houston 6/0):

- Played in the the first five games of 2022 continuing his franchise record for consecutive and total games played with 199 appearances
- Led the team with three assisted special team tackles at Denver (9/18)

2021 (Houston 17/0):

- Played in all 17 games for the Texans, extending his franchise record of both consecutive and total games played with 193 appearances
- Logged a season-high 13 special teams snaps in the season opener vs. Jacksonville (9/12)
- Made his first special teams tackle of the season at Indianapolis (10/17)
- Handled the snap for K Ka'imi Fairbairn's franchise-record 61-yard field goal vs. Seattle (12/12)
- Posted his second special teams tackle of the season at San Francisco (1/2/22)

2020 (Houston 16/0):

- Snapped for every punt and kick in 16 regular season games (126 total snaps)
- Appeared in the season opener at Kansas City (9/10)
- Notched his first special teams tackle of the season at Pittsburgh (9/27)
- Tied Andre Johnson for the most games played in franchise history (169) at Cleveland (11/15)
- Set the record for the most games played in Texans franchise history (170) vs. New England (11/22)
- Handled eight total kicks vs. Tennessee (1/3/21)

2019 (Houston 16/0, 2/0):

- Snapped for every punt and kick in 16 regular season games and two postseason contests
- Handled nine total kicks in the Wild Card Round vs. Buffalo (1/4/20), including the game-winning field goal in overtime
- Handled 10 total kicks including six punts, three field goals and one extra point at Tampa Bay (12/21)
- Snapped for 10 total kicks, including seven punts, two field goals and one extra point vs. Jacksonville (9/25)

2018 (Houston 16/0, 1/0):

- Snapped on all punts and kicks in all 16 games, helping K Ka'imi Fairbairn score 150 points, the most points in a single season in franchise history
- Handled Fairbairn's 37 made field goals, which set a single-season franchise record
- Set a new Texans franchise record by playing in his 129th consecutive game (2010-18), passing K Kris Brown (123 straight games from 2002-09)

2017 (Houston 16/0):

- Served as long snapper on extra points, field goals and punts in all 16 regular season games
- Notched a special teams tackle at Cincinnati (9/14)
- Played in his 115th straight game at New England (9/24), passing Chester Pitts for the second-longest streak in Texans history
- Handled seven extra points, three field goals and two punts vs. Tennessee (10/1)
- Handled five punts, five extra points and one field goal at Seattle (10/29)
- Recorded his second special teams tackle of the season vs. Indianapolis (11/5)
- Handled three field goal attempts, one extra point attempt and four punts at Baltimore (11/27)



- Notched two special teams tackles vs. Pittsburgh (12/25)

2016 (Houston 16/0, 2/0):

- Served as long snapper on extra points, field goals and punts in all 16 regular season games and both postseason contests
- Helped K Nick Novak set the franchise single-season record with 35 made field goals
- Played in the 100th regular season game of his career vs. Tennessee (10/2)
- Logged special teams tackles at New England (9/22) and vs. Tennessee (10/2)

2015 (Houston 16/0, 1/0):

- Named to his first Pro Bowl
- Served as long snapper on extra points, field goal and punts in all 16 games
- Notched a career-high eight special teams tackles
- Recovered a fumble on a punt return by Titans WR Harry Douglas in the first quarter at Tennessee (12/27). RB Alfred Blue forced the fumble on the play, which led to a 22-yard field goal by K Nick Novak
- Served as the long snapper in Wild Card Game vs. Kansas City (1/9/16), his fifth career postseason game

2014 (Houston 16/0):

- Served as long snapper on extra points, field goal and punts in all 16 games
- Made a special teams tackle at N.Y. Giants (9/21)
- Recorded a special teams tackle at Dallas (10/5)

2013 (Houston 16/0):

- Saw action on special teams in all 16 games and made a career-high six special teams tackles

2012 (Houston 16/0, 2/0):

- Served as long snapper on extra points, field goal and punts in all 16 games plus both playoff games
- Helped K Shayne Graham set the team scoring record with 138 points
- Helped P Donnie Jones set the team punting record with a net average of 40.5 yards
- Recorded a special teams tackle at Denver (9/30)

2011 (Houston 16/0, 2/0):

- Served as long snapper on extra points, field goal and

punts for all 16 games of the season

- Helped K Neil Rackers set then-team records for field goals made (32) and points in a season (135)
- Made his postseason debut and saw action on special teams in AFC Wild Card Playoff vs. Cincinnati (1/7/12)

2010 (Houston 16/0):

- Served as long snapper on extra points, field goal and punts in all 16 contests
- Efforts helped K Neil Rackers convert 27-of-30 field goal attempts and 43-of-43 extra point opportunities
- Made his professional debut long snapping in the season opener vs. Indianapolis (9/12)
- Snapped on punt and field goal attempts at Washington (9/19) including Rackers' game-winning 35-yard field goal
- Contributed to Rackers hitting all three field goal attempts including a career long of 57 yards at Denver (12/26)

COLLEGE:

- Played four seasons (2004-07) at Baylor University in Waco, Texas
- Originally attended Baylor as an invited walk-on
- Earned a scholarship after his freshman season
- Was discovered at a special teams camp by the Baylor special teams coach
- Snapped for two-time Ray Guy Award winner Daniel Sepulveda
- Handled the long-snapping chores for Baylor from 2004-07 and earned four varsity letters

PERSONAL:

- Was in training to be an EMT when called by the Texans for a tryout
- An all-region offensive and defensive lineman for Mountain Ridge High School in Glendale, Ariz.
- Two-way player of the year selection
- Friday Night Fever Defensive Line Player of the Year
- Received the Curley Culp Award as Arizona's best defensive lineman
- Mountain Ridge recorded four straight winning records during his prep career and captured regional titles in both 2000 and 2002
- Mountain Lions went 24-2 during Weeks' last two seasons, which included a 14-1 mark and a state semifinal appearance as a junior in 2002

JON WEEKS' NFL REGULAR SEASON SPECIAL TEAMS STATISTICS

| DATE | TEAM | GP | GS | TK | S | A | FF | FR |
|------------|--------|-----|----|----|----|----|----|----|
| 2010 | Texans | 16 | 0 | 3 | 1 | 2 | 0 | 0 |
| 2011 | Texans | 16 | 0 | 0 | 0 | 0 | 0 | 0 |
| 2012 | Texans | 16 | 0 | 2 | 0 | 2 | 0 | 0 |
| 2013 | Texans | 16 | 0 | 6 | 2 | 4 | 0 | 0 |
| 2014 | Texans | 16 | 0 | 2 | 2 | 0 | 0 | 0 |
| 2015 | Texans | 16 | 0 | 8 | 6 | 2 | 0 | 1 |
| 2016 | Texans | 16 | 0 | 2 | 2 | 0 | 0 | 0 |
| 2017 | Texans | 16 | 0 | 4 | 1 | 3 | 0 | 0 |
| 2018 | Texans | 16 | 0 | 1 | 0 | 1 | 0 | 0 |
| 2019 | Texans | 16 | 0 | 2 | 0 | 2 | 0 | 0 |
| 2020 | Texans | 16 | 0 | 1 | 1 | 0 | 0 | 0 |
| 2021 | Texans | 17 | 0 | 2 | 1 | 1 | 0 | 0 |
| 2022 | Texans | 6 | 0 | 3 | 0 | 3 | 0 | 0 |
| NFL TOTALS | | 199 | 0 | 36 | 16 | 20 | 0 | 1 |



JON WEEKS' NFL POSTSEASON SPECIAL TEAMS STATISTICS

| DATE | TEAM | GP | GS | TK | S | A | FF | FR |
|------------|--------|----|----|----|---|---|----|----|
| 2011 | Texans | 2 | 0 | 1 | 1 | 0 | 0 | 0 |
| 2012 | Texans | 2 | 0 | 0 | 0 | 0 | 0 | 0 |
| 2015 | Texans | 1 | 0 | 0 | 0 | 0 | 0 | 0 |
| 2016 | Texans | 2 | 0 | 0 | 0 | 0 | 0 | 0 |
| 2018 | Texans | 1 | 0 | 0 | 0 | 0 | 0 | 0 |
| 2019 | Texans | 2 | 0 | 0 | 0 | 0 | 0 | 0 |
| NFL TOTALS | | 10 | 0 | 1 | 1 | 0 | 0 | 0 |

2019 GAME-BY-GAME POSTSEASON STATISTICS (TEXANS)

| W | DATE | OPPONENT | P | W/L | SCORE |
|-------------|-------|-----------|---|-----|--------|
| 01 | 01/04 | Bills | P | W | 22-19+ |
| 02 | 01/12 | at Chiefs | P | L | 31-51 |
| 2019 TOTALS | | 2 | | 1-1 | |

+ - Overtime

2022 GAME-BY-GAME REGULAR-SEASON STATISTICS (TEXANS)

| | | | | TACKLES | | | | | | | | INTERCEPTIONS | | | | | FUMBLES | | | | | ST | | | | | MISC | | | | |
|-------------|-------|------------|-----|---------|---|---|-----|-----|-----|-----|-----|---------------|-----|----|----|----|---------|----|----|-----|----|----|---|----|----|---|------|-----|-------|--|--|
| W | DATE | OPPONENT | P/S | TK | S | A | SK | YDS | TFL | YDS | QBH | NO | YDS | LG | TD | PD | FF | FR | TD | YDS | TK | S | A | FF | FR | S | A | W/L | SCORE | | |
| 01 | 09/11 | Colts | P | 0 | 0 | 0 | 0.0 | 0.0 | 0 | 0 | 0 | 0 | 0 | 0 | 0 | 0 | 0 | 0 | 0 | 0 | 0 | 0 | 0 | 0 | 0 | 0 | 0 | T | 20-20 | | |
| 02 | 09/18 | at Broncos | P | 0 | 0 | 0 | 0.0 | 0.0 | 0 | 0 | 0 | 0 | 0 | 0 | 0 | 0 | 0 | 0 | 0 | 0 | 0 | 3 | 0 | 3 | 0 | 0 | 0 | L | 9-16 | | |
| 03 | 09/25 | at Bears | P | 0 | 0 | 0 | 0.0 | 0.0 | 0 | 0 | 0 | 0 | 0 | 0 | 0 | 0 | 0 | 0 | 0 | 0 | 0 | 0 | 0 | 0 | 0 | 0 | 0 | L | 20-23 | | |
| 04 | 10/02 | Chargers | P | 0 | 0 | 0 | 0.0 | 0.0 | 0 | 0 | 0 | 0 | 0 | 0 | 0 | 0 | 0 | 0 | 0 | 0 | 0 | 0 | 0 | 0 | 0 | 0 | 0 | L | 24-34 | | |
| 05 | 10/09 | at Jaguars | P | 0 | 0 | 0 | 0.0 | 0.0 | 0 | 0 | 0 | 0 | 0 | 0 | 0 | 0 | 0 | 0 | 0 | 0 | 0 | 0 | 0 | 0 | 0 | 0 | 0 | W | 13-6 | | |
| 07 | 10/23 | at Raiders | P | 0 | 0 | 0 | 0.0 | 0.0 | 0 | 0 | 0 | 0 | 0 | 0 | 0 | 0 | 0 | 0 | 0 | 0 | 0 | 0 | 0 | 0 | 0 | 0 | 0 | L | 20-38 | | |
| 2022 TOTALS | | | 6-0 | 0 | 0 | 0 | 0.0 | 0.0 | 0 | 0 | 0 | 0 | 0 | 0 | 0 | 0 | 0 | 0 | 0 | 0 | 0 | 3 | 0 | 3 | 0 | 0 | 0 | 0 | 1-4-1 | | |



ISAAC
YIADOM

20
DEFENSIVE BACK

Ht: 6-1

DOB: 2/20/1996

Texans Season: 1

Acquired: FA-'22

Wt: 188

College: Boston College

NFL Season: 5

TRANSACTIONS: Selected by the Denver Broncos in the third round (99th overall) of the 2018 NFL Draft...Traded to the New York Giants on Sept. 3, 2020...Traded to the Green Bay Packers on Aug. 17, 2021...Placed on the Reserve/COVID-19 List on Nov. 3, 2021...Activated from the Reserve/COVID-19 List on Nov. 3, 2021...Released by the Packers on Jan. 21, 2022...Signed with the Houston Texans on March 24, 2022...Released by the Texans on Aug. 30, 2022...Signed with the Texans as a free agent on Sept. 1, 2022.

2022 (Houston 3/0):

- ✦ Appeared in the season opener vs. Indianapolis (9/11), at Denver (9/18) and at Jacksonville (10/9)

2021 (Green Bay 16/1):

- ✦ Made his first appearance as a Packer at New Orleans (9/12) and made one solo tackle
- ✦ Logged a season-high three tackles (two solo) in addition to two special teams tackles vs. Pittsburgh (10/3)
- ✦ Made his only start of the season at Chicago (10/17)

2020 (N.Y. Giants 16/10):

- ✦ Started a career-high 10 games and posted 28 tackles, half a sack, five passes defended, one quarterback hit and one forced fumble
- ✦ Posted a eight tackles (four solo) with one pass defended vs. San Francisco (9/27)
- ✦ Recorded his first career forced fumble in addition to two tackles (one solo) at the L.A. Rams (10/4)
- ✦ Matched his season high with eight tackles (four solo) and one pass defended vs. Tampa Bay (11/2)
- ✦ Credited with his first career half-sack in addition to six tackles (four solo) and one quarterback hit at Washington (11/8)

2019 (Denver 16/8):

- ✦ Totaled a season-high eight tackles (all solo) in the season opener at Oakland (9/9)
- ✦ Posted three tackles (all solo) and one tackle for loss vs.

Chicago (9/15)

- ✦ Tallied seven tackles (five solo) vs. the L.A. Chargers (12/1)

2018 (Denver 13/1):

- ✦ Played in his first NFL game at Baltimore (9/23), notching a season-high four tackles (three solo)
- ✦ Made his first NFL start and logged his first career pass defended at San Francisco (12/9)
- ✦ Notched his first career interception on a pass from QB Philip Rivers in the season finale vs. the L.A. Chargers (12/30), also posting two solo tackles

COLLEGE:

- ✦ Played four seasons (2014-17) at Boston College in Newton, Mass., appearing in 48 games (28 starts) and totaling 110 tackles (75 solo), three interceptions, one forced fumble and 24 passes defended
- ✦ Started all 13 games as a senior (2017) and finished with a career-high 53 tackles (36 solo), two interceptions and seven passes defended
- ✦ Presented with the Jay McGillis Memorial Scholarship Award at the conclusion of spring practice in 2017
- ✦ Played in 13 games (eight starts) as a junior (2016) and amassed 26 tackles (17 solo), one interception, one forced fumble and a career-best 10 passes defended
- ✦ Played in nine games (seven starts) as a sophomore (2015) and had 18 tackles (15 solo) and six passes defended
- ✦ Played in all 13 games as a freshman (2014), primarily on special teams, and tallied 13 tackles

PERSONAL:

- ✦ Attended Doherty Memorial High School in Worcester, Mass., where he was a member of the 2013 Division 4 State Championship Team
- ✦ As a senior, recorded 107 tackles, two interceptions and one forced fumble to earn Massachusetts High School Football Coaches Association All-State Super 26 honors



ISAAC YIADOM'S NFL REGULAR SEASON DEFENSIVE STATISTICS

| | | | TACKLES | | | | | | | | | INTERCEPTIONS | | | | | | FUMBLES | | | | ST | | | | | | MISC | |
|------------|---------|----|---------|-----|----|----|-----|-----|-----|-----|-----|---------------|-----|----|----|----|----|---------|----|-----|----|----|---|----|----|---|---|------|--|
| DATE | TEAM | GP | GS | TK | S | A | TFL | YDS | SK | YDS | QBH | NO | YDS | LG | TD | PD | FF | FR | TD | YDS | TK | S | A | FF | FR | S | A | | |
| 2018 | Broncos | 13 | 1 | 17 | 14 | 3 | 0 | 0 | 0.0 | 0.0 | 0 | 1 | 4 | 4 | 0 | 3 | 0 | 0 | 0 | 0 | 3 | 3 | 0 | 0 | 0 | 0 | 0 | 0 | |
| 2019 | Broncos | 16 | 8 | 38 | 28 | 10 | 1 | 9 | 0.0 | 0.0 | 0 | 0 | 0 | 0 | 0 | 4 | 0 | 0 | 0 | 0 | 5 | 4 | 1 | 0 | 0 | 0 | 0 | | |
| 2020 | Giants | 16 | 10 | 45 | 28 | 17 | 0 | 0 | 0.5 | 7.5 | 1 | 0 | 0 | 0 | 0 | 5 | 1 | 0 | 0 | 0 | 1 | 1 | 0 | 0 | 0 | 0 | 0 | | |
| 2021 | Packers | 16 | 1 | 7 | 6 | 1 | 0 | 0 | 0.0 | 0.0 | 0 | 0 | 0 | 0 | 0 | 0 | 0 | 0 | 0 | 0 | 3 | 3 | 0 | 0 | 0 | 0 | 0 | | |
| 2022 | Texans | 3 | 0 | 0 | 0 | 0 | 0 | 0 | 0.0 | 0.0 | 0 | 0 | 0 | 0 | 0 | 0 | 0 | 0 | 0 | 0 | 0 | 0 | 0 | 0 | 0 | 0 | 0 | | |
| NFL TOTALS | | 64 | 20 | 107 | 76 | 31 | 1 | 9 | 0.5 | 7.5 | 1 | 1 | 4 | 4 | 0 | 12 | 1 | 0 | 0 | 0 | 12 | 11 | 1 | 0 | 0 | 0 | 0 | | |

ISAAC YIADOM'S NFL POSTSEASON DEFENSIVE STATISTICS

| | | | | TACKLES | | | | | | | | INTERCEPTIONS | | | | | | FUMBLES | | | | ST | | | | | | MISC | |
|------------|---------|----|----|---------|---|---|-----|-----|-----|-----|-----|---------------|-----|----|----|----|----|---------|----|-----|----|----|---|----|----|---|---|------|--|
| DATE | TEAM | GP | GS | TK | S | A | TFL | YDS | SK | YDS | QBH | NO | YDS | LG | TD | PD | FF | FR | TD | YDS | TK | S | A | FF | FR | S | A | | |
| 2021 | Packers | 0 | 0 | 0 | 0 | 0 | 0 | 0 | 0.0 | 0.0 | 0 | 0 | 0 | 0 | 0 | 0 | 0 | 0 | 0 | 0 | 0 | 0 | 0 | 0 | 0 | 0 | 0 | | |
| NFL TOTALS | | 0 | 0 | 0 | 0 | 0 | 0 | 0 | 0.0 | 0.0 | 0 | 0 | 0 | 0 | 0 | 0 | 0 | 0 | 0 | 0 | 0 | 0 | 0 | 0 | 0 | 0 | 0 | | |

SINGLE-GAME HIGHS: DEFENSIVE

| | | | |
|------------------------|---|----------------------------------|--|
| Total Tackles | 8 vs. Tampa Bay Buccaneers, Nov 02, 2020 ...2 more at 8. | Tackles For Loss | 1 vs. Chicago Bears, Sep 15, 2019 |
| Solo Tackles | 8 at Oakland Raiders, Sep 09, 2019 | Interceptions | 1 vs. Los Angeles Chargers, Dec 30, 2018 |
| Sacks | 0.5 at Washington Football Team, Nov 08, 2020 | Interception Return Yards | 4 vs. Los Angeles Chargers, Dec 30, 2018 |
| Passes Defensed | 2 at Seattle Seahawks, Dec 06, 2020 ...1 more at 2. | Special Teams Tackles | 2 vs. Pittsburgh Steelers, Oct 03, 2021 |
| Forced Fumbles | 1 at Los Angeles Rams, Oct 04, 2020 | | |

2022 GAME-BY-GAME REGULAR-SEASON STATISTICS (TEXANS)

| | | | | TACKLES | | | | | | | | INTERCEPTIONS | | | | | | FUMBLES | | | | ST | | | | MISC | | | |
|-------------|-------|------------|-----|----------|---|---|-----|-----|-----|-----|-----|---------------|-----|----|----|----|----|---------|----|-----|----|----|---|----|-------|------|---|-------|-------|
| W | DATE | OPPONENT | P/S | TK | S | A | SK | YDS | TFL | YDS | QBH | NO | YDS | LG | TD | PD | FF | FR | TD | YDS | TK | S | A | FF | FR | S | A | W/L | SCORE |
| 01 | 09/11 | Colts | P | 0 | 0 | 0 | 0.0 | 0.0 | 0 | 0 | 0 | 0 | 0 | 0 | 0 | 0 | 0 | 0 | 0 | 0 | 0 | 0 | 0 | 0 | 0 | 0 | 0 | T | 20-20 |
| 02 | 09/18 | at Broncos | P | 0 | 0 | 0 | 0.0 | 0.0 | 0 | 0 | 0 | 0 | 0 | 0 | 0 | 0 | 0 | 0 | 0 | 0 | 0 | 0 | 0 | 0 | 0 | 0 | 0 | L | 9-16 |
| 03 | 09/25 | at Bears | | INACTIVE | | | | | | | | | | | | | | | | | | | | L | 20-23 | | | | |
| 04 | 10/02 | Chargers | | INACTIVE | | | | | | | | | | | | | | | | | | | | L | 24-34 | | | | |
| 05 | 10/09 | at Jaguars | P | 0 | 0 | 0 | 0.0 | 0.0 | 0 | 0 | 0 | 0 | 0 | 0 | 0 | 0 | 0 | 0 | 0 | 0 | 0 | 0 | 0 | 0 | 0 | 0 | 0 | W | 13-6 |
| 07 | 10/23 | at Raiders | | INACTIVE | | | | | | | | | | | | | | | | | | | | L | 20-38 | | | | |
| 2022 TOTALS | | | 3-0 | 0 | 0 | 0 | 0.0 | 0.0 | 0 | 0 | 0 | 0 | 0 | 0 | 0 | 0 | 0 | 0 | 0 | 0 | 0 | 0 | 0 | 0 | 0 | 0 | 0 | 1-4-1 | |