

PITTSBURGH STEELERS COMMUNICATIONS

Burt Lauten - Director of Communications
Michael Bertsch - Communications Manager
Angela Tegnella - Communications Coordinator
MackKalya Cherry - Communications Assistant/Social Media
Kylie Wang - Communications Intern



UPMC **ROONEY**
SPORTS COMPLEX

PITTSBURGH STEELERS

3400 South Water Street • Pittsburgh, PA 15203
412-432-7820 • Fax: 412-432-7878

PITTSBURGH STEELERS GAME RELEASE HALL OF FAME GAME

DALLAS COWBOYS

GAME INFORMATION

	Thursday, August 5 8 p.m. ET	Tom Benson Hall of Fame Stadium Canton, OH Capacity 20,000 // FieldTurf
	FOX Locally WPGH-TV	Joe Buck (play-by-play) Troy Aikman (analysis) Erin Andrews (field reporter)
	Steelers Radio Network (48 affiliates) 102.5 WDVE-FM (Pittsburgh) 970 WBGD-AM (Pittsburgh)	Bill Hillgrove (play-by-play) Craig Wolfley (analysis) Missi Matthews (field reporter)

THE SERIES

All-Time	Cowboys lead, 17-16	Last: Steelers Win, 24-19 (Nov. 8, 2020)
Home	Steelers lead, 8-7	Last: Cowboys Win, 35-30 (Nov. 13, 2016)
Away	Cowboys lead, 9-6	Last: Steelers Win, 24-19 (Nov. 8, 2020)
Neutral	Steelers lead, 2-1	Last: Cowboys Win, 27-17 (Jan. 28, 1996)

THE COACHES

	Head Coach	At Franchise	Overall	vs. Opponent
Steelers	Mike Tomlin	145-78-1 (15)	145-78-1 (15)	2-2
Cowboys	Mike McCarthy	6-10 (2)	131-87-2 (15)	1-4

WHAT'S INSIDE

2	Covering The Steelers
3	Countdown To Kickoff
4	2020 NFL Standings
5-9	Roster Information
10	How The Steelers Were Built
11	Depth Chart
12-83	Updated Player Bios
84	2020 Results
84-86	2020 Individual Statistics
87	2020 Game-by-Game Starters
88	2020 Participation
89	2020 Individual Game Highs
90-93	2020 Drive Breakdown
94-95	2020 Scoring Drives
96	2020 Third Down Efficiency
97	2020 Fourth Down Efficiency
98-99	2020 Big Plays
100	2020 Big Plays (GBG)
101	2020 Big Returns
102-105	2020 Defensive GBG Summaries

WHAT'S INSIDE

106	2020 GBG Offense
107	2020 GBG Defense
108	2020 Opening Drives
109-110	2020 Turnover Chart
111	2020 Turnover/Giveaway Chart
112	Week By Week NFL Rankings
113-115	2020 Ind. GBG (Defense)
116	2020 Ind. GBG (Field Goals)
117	2020 Ind. GBG (Fumble Returns)
118	2020 Ind. GBG (Int. Returns)
119	2020 Ind. GBG (Kickoff Returns)
120-121	2020 Ind. GBG (Passing)
122	2020 Ind. GBG (Punt Returns)
123	2020 Ind. GBG (Punting)
124	2020 Ind. GBG (Receiving)
125	2020 Ind. GBG (Rushing)
126	2020 Ind. GBG (Special Teams)
127-128	2020 Ind. Single-Game Highs
129-145	2020 Game Summaries

2021 PRESEASON SCHEDULE (0-0)

Day	Date	Opponent	Location	TV	Time/Result
Thur.	Aug. 5	Dallas	Tom Benson Hall of Fame Stadium	FOX	8 p.m. ET
Thur.	Aug. 12	Philadelphia	Lincoln Financial Field		7:30 p.m. ET
Sat.	Aug. 21	Detroit	Heinz Field		7:30 p.m. ET
Fri.	Aug. 27	Carolina	Bank of America Stadium		7:30 p.m. ET

2021 REGULAR SEASON SCHEDULE (0-0)

Day	Date	Opponent	Location	TV	Time/Result
Sun.	Sept. 12	Buffalo	Highmark Stadium		1 p.m. ET
Sun.	Sept. 19	Las Vegas	Heinz Field		1 p.m. ET
Sun.	Sept. 26	Cincinnati	Heinz Field		1 p.m. ET
Sun.	Oct. 3	Green Bay	Lambeau Field		4:25 p.m. ET
Sun.	Oct. 10	Denver*	Heinz Field	FOX	1 p.m. ET
Sun.	Oct. 17	Seattle	Heinz Field		8:20 p.m. ET

BYE WEEK

Sun.	Oct. 31	Cleveland*	First Energy Stadium		1 p.m. ET
Mon.	Nov. 8	Chicago	Heinz Field	ESPN	8:15 p.m. ET
Sun.	Nov. 14	Detroit*	Heinz Field	FOX	1 p.m. ET
Sun.	Nov. 21	L.A. Chargers	SoFi Stadium		8:20 p.m. ET
Sun.	Nov. 28	Cincinnati*	Paul Brown Stadium		1 p.m. ET
Sun.	Dec. 5	Baltimore*	Heinz Field		4:25 p.m. ET
Thur.	Dec. 9	Minnesota	U.S. Bank Stadium	FOX	8:20 p.m. ET
Sun.	Dec. 19	Tennessee*	Heinz Field		1 p.m. ET
Sun.	Dec. 26	Kansas City*	Arrowhead Stadium		4:25 p.m. ET
Mon.	Jan. 3	Cleveland	Heinz Field	ESPN	8:15 p.m. ET
Sun.	Jan. 9	Baltimore*	M&T Bank Stadium		1 p.m. ET

* Sunday night games in Weeks 5-17 subject to change; Week 18 game TBD

NOTE: All times are Eastern | Home games in **Bold**

2021 POSTSEASON SCHEDULE

Day	Date	Game
Sat./Sun.	Jan. 15/16	Wildcard Playoff Games
Sat./Sun.	Jan. 22/23	Divisional Playoff Games
Sun.	Jan. 30	Conference Championships
Sun.	Feb. 13	Super Bowl LVI (Los Angeles, CA)

@SteelersPRDept

The Steelers Communications Department has created a Twitter account — @SteelersPRDept — for media to follow for news and information relating to the team. The department's Twitter account is the primary platform for how the team disseminates news and information including press releases, media advisories, practice and media availability times and more.

WEEKLY PRESS CONFERENCE

- The Steelers will make head coach **Mike Tomlin** available for a press conference on Tuesday, Aug. 2, at approximately Noon ET in the Heinz Field press dining area.

Monday, Aug. 2

- Practice: 1:30 p.m. – 3:30 p.m.
- Coach Tomlin** after practice on the field
- S **Minkah Fitzpatrick**, FB **Derek Watt** and WR **Diontae Johnson** will be available after practice on the field
- Assistant coaches/players** by request (either via zoom between Noon – 1 p.m. or after practice on the field)

Tuesday, Aug. 3

- Practice: 1:30 p.m. – 3:30 p.m.
- Coach Tomlin** will be available at Noon ET in the Heinz Field press dining area.
- S **Minkah Fitzpatrick**, FB **Derek Watt** and WR **Diontae Johnson** after practice on the field
- Assistant coaches/players** by request (either via zoom between Noon – 1 p.m. or after practice on the field)

Wednesday, Aug. 4

- None

Thursday, Aug. 5

- Mike Tomlin** will be available postgame
- Player(s)** will be available postgame

Friday, Aug. 6

- No player availability: day off

Saturday, Aug. 7

- Practice: 1:30 p.m. – 3:30 p.m.
- Coach Tomlin** after practice on the field
- Players** will be available after practice on the field
- Assistant coaches/players** by request (either via zoom between Noon – 1 p.m. or after practice on the field)

Sunday, Aug. 8

- Practice: 1:30 p.m. – 3:30 p.m.
- Coach Tomlin** after practice on the field
- Players** will be available after practice on the field
- Assistant coaches/players** by request (either via zoom between Noon – 1 p.m. or after practice on the field)

*Schedule subject to change

COMMUNICATIONS STAFF

Director of Communications	Burt Lauten	Email	lautenb@steelers.nfl.com
		Office	412-432-7821
Communications Manager	Michael Bertsch	Email	bertschm@steelers.nfl.com
		Office	412-432-7822
Communications Coordinator	Angela Tegnella	Email	tegnella@steelers.nfl.com
		Office	412-432-7820
Communications Assistant/Social Media	MacKalya Cherry	Email	cherrym@steelers.nfl.com
		Office	412-432-7893
Communications Intern	Kylie Wang	Email	wangk@steelers.nfl.com
		Office	412-432-7800 x6019

STEELERS RADIO COVERAGE

For the 23rd consecutive year, WDVE-FM (102.5) and WBGG-AM (970) are carrying all Steelers games.

Additionally, Steelers games can be heard on a 48-station network spanning Pennsylvania, West Virginia, Ohio, Maryland, New York and South Carolina. All Steelers games will be broadcast in both English and Spanish on Steelers.com.

For the 28th straight season, Bill Hillgrove serves as the “Voice of the Steelers” and handles play-by-play duties for the broadcast. Joining Hillgrove for his 20th season is former Steelers offensive lineman Craig Wolfley, who provides sideline analysis. In her third year, Missi Matthews will be on the sideline throughout the regular season.

Fans in Mexico can also listen to Steelers broadcasts on Grupo Imagen and games are heard on www.steelers.com/espanol. Stations on the Steelers Radio Network include:

FLAGSHIP STATIONS

WDVE-FM (102.5)

WBGG-AM (970)

AFFILIATES

PENNSYLVANIA

Altoona-WVAM (1430)
 Milton-WVLY (100.9)
 Saegertown-WUZZ (94.3)
 Somerset-WNTI (990)
 Starview-WONN (92.7)
 State College-WQWK (1450)
 Uniontown-WBMS (590)
 Washington-WJPA (1450)
 Williamsport-WCXR (99.3)
 Williamsport-WZXR (103.7)
 Cooperstown-WUJZ (107.7)
 DuBois-WIFT (102.1)
 DuBois-WKFT (101.3)
 Erie-WRKT (104.9)
 Johnstown-WNTJ (1490)
 Johnstown-WRKW (99.1)

Latrobe-WCNS (1480)

Washington-WJPA (1450)
 Williamsport-WCXR (99.3)
 Williamsport-WZXR (103.7)

OHIO

Fremont-WOHF (92.1)
 Marietta-WJAW (630)
 Youngstown-WNIO (1390)

MARYLAND

Cumberland-WRQE (106.1)
 Hagerstown-WHAG (1410)

VIRGINIA

Vienna-WDMX (100.1)

WEST VIRGINIA

Fairmont-WRLF (94.3)
 Fairmont-WMMN (920)
 New Martinsville-WXCR (92.3)

OFFICIAL STEELERS WEBSITE

Media and fans can read about the latest Steelers news on the official Steelers website. The site, www.steelers.com, features breaking news statistics, player biographies and much more.

PITTSBURGH STEELERS ON OMG

- The Steelers media website is www.NFLOMG.com. Please follow the link and click on the Steelers logo to access the team's page.
- For customized access to the NFL OMG site, please email **Michael Bertsch** at BertschM@steelers.nfl.com, **Angela Tegnella** at TegnellaA@steelers.nfl.com and/or **Kylie Wang** at Wangk@steelers.nfl.com.
- The Steelers interactive site will contain the complete 2021 Media Guide, all weekly game releases, player bios and rosters, Steelers staff information and bios, weekly flip cards, a game tracker, all Steelers team and individual records and statistics, Steelers historical information, daily press releases and transcripts and much more.
- The game releases and media guide are updated weekly during the season and available in a PDF format. Team notes, player bios, team and individual records, miscellaneous stats and game summaries are updated following each game and posted on the site.
- On gamedays, the site will host live statistics, updated player notes, postgame quotes and more. It is an easy-to-use, one-stop shop for all media needs and information regarding the Steelers.

COUNTDOWN TO KICKOFF

800	WR Chase Claypool (873), WR Diontae Johnson (923) and WR JuJu Smith-Schuster (831) each had 800+ yards receiving in 2020. The Steelers, Panthers and Cowboys were the only teams to feature three wideouts with at 800+ yards receiving in '20.
337	Since 2014, the Steelers have recorded 337 sacks, which is the most sacks among all NFL teams. Pittsburgh has 33 more sacks than the next best team over the span.
278	Pittsburgh did not allow a sack in 278 consecutive pass attempts (streak ended at Buffalo in Week 14 of 2020). It was the second longest streak since the 1970 NFL-AFL merger. Miami (775 pass attempts, 1988-89) is the only franchise to own a longer streak.
265	WR JuJu Smith-Schuster was the third player in NFL history to register 250 career receptions before his 24th birthday. His 265 catches ranked second in League history among players 23 or younger.
181	Since 2014, the Steelers' offensive line unit has yielded 181 sacks, which is the fewest sacks allowed among all NFL teams.
149	Since entering the NFL in 2010, CB Joe Haden has recorded 149 career passes defended, which leads the League since 2010 and leads active NFL players.
127	Mike Tomlin and QB Ben Roethlisberger have teamed up for 127 regular-season wins, which are the third-most by a head coach-quarterback pairing in NFL history.
103	Pittsburgh led the NFL with 103 tackles for loss in 2020, which ranked first by the franchise and tied for third in the NFL since 2008.
84	WR Chase Claypool hauled in an 84-yard TD in Week 2 of 2020 vs. Denver. The 84-yard TD reception was tied for the fourth-longest by a rookie in franchise history. The 84-yard TD reception marked the longest scrimmage TD by a Canadian-born player in NFL history.
73	Pittsburgh has registered at least 1.0 sack in an NFL record 73 consecutive regular-season games. Tampa Bay (1999-2003) held the previous League record with at least 1.0 sack in 69 consecutive regular-season games. Head coach Mike Tomlin was on the Buccaneers staff during the final three seasons of the streak.
71	QB Ben Roethlisberger has registered 71 games with 300 or more yards passing (regular season and post season), which is a franchise record and seventh in NFL history.
65	Pittsburgh leads the NFL with 65 takeaways since 2019. The Steelers forced multiple turnovers in 11 different games last season, which led the NFL. The Steelers have forced multiple turnovers in 24 games since 2019, which leads the NFL in that span (eight more multiple takeaway games than any other team in the League).
58.0	DT Cameron Heyward's 58.0 career sacks are the second-most by a defensive lineman in franchise history, third-most among by an active NFL defensive tackle and fifth in franchise history since 1982.
56	QB Ben Roethlisberger has registered 56 games with three or more TD passes (regular season and post season), which is a franchise record and eighth in NFL history.
51	QB Ben Roethlisberger has now thrown a TD pass to 51 different players over his regular-season NFL career.
50	Pittsburgh has recorded 50 or more sacks in each of the last four seasons (2017-20). The Steelers are the first team in the NFL to record 50 or more sacks in four consecutive seasons since the New York Giants (1985-88).
50	The Steelers led the NFL in sacks (56) and ranked second in takeaways (27) and third in scoring defense (19.5) in 2020. No team since the 1970 NFL-AFL merger (50 years) has finished a season with the lead in all three categories.
49.5	Since entering the NFL in 2017, LB T.J. Watt has recorded 49.5 sacks, which ranks third overall and second among all NFL linebackers over that span. His 49.5 sacks are the most by a Steeler over his first four seasons with the franchise.
34.0	LB T.J. Watt has recorded 34.0 sacks in 32 career games at Heinz Field. He has collected at least half a sack in 20 of the Steelers last 22 home games. Only one player in NFL history has registered more sacks over their first 32 career home games.
29	Since entering the NFL in 2010, CB Joe Haden has recorded 29 career interceptions, which ranks second in the League since 2010 and second among active NFL players.
20	The Steelers either led or shared the NFL lead in 20 different defensive categories in 2020, including tackles for loss (103), tackles for loss/game (6.4), quarterback hit percentage on pass plays (22.4%), quarterback pressures (198), quarterback pressures/game (12.4), sacks/game (3.50), sacks (56.0), yards lost by sack (384.0), quarterback hits (136), quarterback hits/game (8.5), defensive completion percentage (56.7%), fewest completions allowed (298), interceptions/game (1.13), interceptions (18), fourth down defense (25.0), opposing QB rating (76.7), quarterback hurries (81), quarterback hurries/game (5.1), sacks/pass attempt (10.65%) and passes defended (84).

COUNTDOWN TO KICKOFF

17	LB T.J. Watt has recorded 17 forced fumbles in his career. The 17 forced fumbles are the most in the NFL since the start of the 1977 season.
17	LB T.J. Watt's 17 combined interceptions (three), forced fumbles (10) and fumble recoveries (four) rank tied for first in the NFL since 2019.
14	LB T.J. Watt is the first player in franchise history with 14.0 or more sacks in multiple seasons. He is the 14th player in NFL history with at least 14.5 sacks in back-to-back seasons, and just the sixth since 1993.
13.0+	LB T.J. Watt (three seasons) has joined Pro Football Hall of Famers Reggie White (four) and Derrick Thomas (three) as the only players to record at least 13 sacks in three of their first four seasons since 1982, when the individual sack became an official NFL statistic. Watt recorded 13 sacks in 2018, 14.5 sacks in 2019 and 13.0 sacks in 2020.
13	S Minkah Fitzpatrick's 13 total takeaways (interceptions and fumble recoveries) rank second in the NFL since 2019.
9	QB Ben Roethlisberger has nine career TD passes of 80 yards or longer, which is tied with Pro Football Hall of Famer Brett Favre for the most in NFL history.
8TH	QB Ben Roethlisberger is the eighth quarterback in NFL history to surpass 400 career passing TDs (regular season and post season). He surpassed 400 career passing TDs in his 242nd game (regular season and postseason).
8	QB Ben Roethlisberger is the fifth quarterback (eighth occasion) to record at least 20 regular-season wins against one opponent since the 1970 AFL-NFL merger, earning his 20th regular-season win vs. Cleveland in Week 11 of 2016.
6	LB T.J. Watt led the NFL with 15.0 sacks, 23 TFL and 41 QB hits in 2020. Six players have led the League in sacks, TFL and QB hits in the same season since 2006. Four captured NFL Defensive Player of the Year.
5	WR Chase Claypool (nine), WR JuJu Smith-Schuster (nine), WR Diontae Johnson (seven), WR James Washington (five) and TE Eric Ebron (five) each registered at least five receiving TDs in 2020. The Steelers were the seventh team in NFL history with at least five receivers with five or more TD receptions. Each of the previous six teams also had five. The Steelers joined the New York Giants (1963), St. Louis Rams (1999), Indianapolis Colts (2004), Green Bay Packers (2011), New Orleans Saints (2011) and Tampa Bay Buccaneers (2018).
4TH	WR Chase Claypool became the fourth rookie since 1970 with at least two receiving TDs and one rushing TD in a single game in the Steelers' 38-29 win over Philadelphia in Week 5 of 2020. He joined Lynn Cain (Oct. 14, 1979), Joey Galloway (Nov. 12, 1995) and Kareem Hunt (Sept. 7, 2017).
3RD	QB Ben Roethlisberger's regular-season record as a starting quarterback is 156-74-1 (.677) - third best record in the NFL among all active quarterbacks (min. 50 starts).
3RD	LB T.J. Watt recorded 15.0 sacks, 23 TFLs and 41 QB hits last season. He's the third player since at least 2006 to record at least 15.0 sacks, 23 tackles for loss and 40 quarterback hits in a season. The previous two players (J.J. Watt, 2012, 2014-15, and Aaron Donald, 2018) each won Defensive Player of the Year.
3RD	WR Chase Claypool registered seven receptions for 110 yards and three TDs, and added a rushing TD, in the Steelers' 38-29 win over Philadelphia in Week 5 of 2020. He is the third rookie wide receiver to record four TDs in a single game in NFL history, joining Jerry Butler (Sept. 23, 1979) and Harlon Hill (Oct. 31, 1954).
3	LB T.J. Watt has registered 13.0 or more sacks in each of the last three seasons. Pro Football Hall of Famer Reggie White is the only player in NFL history with a longer streak of seasons with 13.0 or more sacks. White had a pair of four-season streaks (1985-88 and 1990-93).
1	QB Ben Roethlisberger was the first quarterback in NFL history with 500 passing yards in three games (Week 8 2014, Week 15 2009 and Week 14 2017).
1	S Minkah Fitzpatrick was the only player in the NFL last season with at least four interceptions, one forced fumble and one fumble recovery.
1	LB T.J. Watt is the only active player in the NFL with at least 13.0 sacks in each of the last three seasons.
0	Pittsburgh did not allow a sack in five straight games (Week 9-13, 2020). The Steelers' five-game streak without surrendering a sack was the franchise's longest streak since 1982 when sacks became an official category. Pittsburgh's five-game streak without allowing a sack was tied for the third longest in the NFL since 1982.

AMERICAN FOOTBALL CONFERENCE												
EAST DIVISION												
TEAM	W	L	T	PCT	PF	PA	NET PTS	HOME	AWAY	CONF	DIV	STREAK
Buffalo Bills	13	3	0	.813	501	375	126	7-1-0	6-2-0	10-2-0	6-0-0	Won 6
Miami Dolphins	10	6	0	.625	404	338	66	5-3-0	5-3-0	7-5-0	3-3-0	Lost 1
New England Patriots	7	9	0	.438	326	353	-27	5-3-0	2-6-0	6-6-0	3-3-0	Won 1
New York Jets	2	14	0	.125	243	457	-214	1-7-0	1-7-0	1-11-0	0-6-0	Lost 1
NORTH DIVISION												
TEAM	W	L	T	PCT	PF	PA	NET PTS	HOME	AWAY	CONF	DIV	STREAK
Pittsburgh Steelers	12	4	0	.750	416	312	104	7-1-0	5-3-0	9-3-0	4-2-0	Lost 1
Baltimore Ravens	11	5	0	.688	468	303	165	5-3-0	6-2-0	7-5-0	4-2-0	Won 5
Cleveland Browns	11	5	0	.688	408	419	-11	6-2-0	5-3-0	7-5-0	3-3-0	Won 1
Cincinnati Bengals	4	11	1	.281	311	424	-113	3-5-0	1-6-1	4-8-0	1-5-0	Lost 1
SOUTH DIVISION												
TEAM	W	L	T	PCT	PF	PA	NET PTS	HOME	AWAY	CONF	DIV	STREAK
Indianapolis Colts	11	5	0	.688	451	362	89	6-2-0	5-3-0	7-5-0	4-2-0	Won 1
Tennessee Titans	11	5	0	.688	491	439	52	5-3-0	6-2-0	8-4-0	5-1-0	Won 1
Houston Texans	4	12	0	.250	384	464	-80	2-6-0	2-6-0	3-9-0	2-4-0	Lost 5
Jacksonville Jaguars	1	15	0	.063	306	492	-186	1-7-0	0-8-0	1-11-0	1-5-0	Lost 15
WEST DIVISION												
TEAM	W	L	T	PCT	PF	PA	NET PTS	HOME	AWAY	CONF	DIV	STREAK
Kansas City Chiefs	14	2	0	.875	473	362	111	6-2-0	8-0-0	10-2-0	4-2-0	Lost 1
Las Vegas Raiders	8	8	0	.500	434	478	-44	2-6-0	6-2-0	6-6-0	4-2-0	Won 1
Los Angeles Chargers	7	9	0	.438	384	426	-42	4-4-0	3-5-0	6-6-0	3-3-0	Won 4
Denver Broncos	5	11	0	.313	323	446	-123	2-6-0	3-5-0	4-8-0	1-5-0	Lost 3
NATIONAL FOOTBALL CONFERENCE												
EAST DIVISION												
TEAM	W	L	T	PCT	PF	PA	NET PTS	HOME	AWAY	CONF	DIV	STREAK
Washington	7	9	0	.438	335	329	6	3-5-0	4-4-0	5-7-0	4-2-0	Won 1
New York Giants	6	10	0	.375	280	357	-77	3-5-0	3-5-0	5-7-0	4-2-0	Won 1
Dallas Cowboys	6	10	0	.375	395	473	-78	4-4-0	2-6-0	5-7-0	2-4-0	Lost 1
Philadelphia Eagles	4	11	1	.281	334	418	-84	3-4-1	1-7-0	4-8-0	2-4-0	Lost 3
NORTH DIVISION												
TEAM	W	L	T	PCT	PF	PA	NET PTS	HOME	AWAY	CONF	DIV	STREAK
Green Bay Packers	13	3	0	.813	509	369	140	7-1-0	6-2-0	10-2-0	5-1-0	Won 6
Chicago Bears	8	8	0	.500	372	370	2	3-5-0	5-3-0	6-6-0	2-4-0	Lost 1
Minnesota Vikings	7	9	0	.438	430	475	-45	3-5-0	4-4-0	5-7-0	4-2-0	Won 1
Detroit Lions	5	11	0	.313	377	519	-142	1-7-0	4-4-0	4-8-0	1-5-0	Lost 4
SOUTH DIVISION												
TEAM	W	L	T	PCT	PF	PA	NET PTS	HOME	AWAY	CONF	DIV	STREAK
New Orleans Saints	12	4	0	.750	482	337	145	6-2-0	6-2-0	10-2-0	6-0-0	Won 2
Tampa Bay Buccaneers	11	5	0	.688	492	355	137	5-3-0	6-2-0	8-4-0	4-2-0	Won 4
Carolina Panthers	5	11	0	.313	350	402	-52	2-6-0	3-5-0	4-8-0	1-5-0	Lost 1
Atlanta Falcons	4	12	0	.250	396	414	-18	2-6-0	2-6-0	2-10-0	1-5-0	Lost 5
WEST DIVISION												
TEAM	W	L	T	PCT	PF	PA	NET PTS	HOME	AWAY	CONF	DIV	STREAK
Seattle Seahawks	12	4	0	.750	459	371	88	7-1-0	5-3-0	9-3-0	4-2-0	Won 4
Los Angeles Rams	10	6	0	.625	372	296	76	6-2-0	4-4-0	9-3-0	3-3-0	Won 1
Arizona Cardinals	8	8	0	.500	410	367	43	4-4-0	4-4-0	6-6-0	2-4-0	Lost 2
San Francisco 49ers	6	10	0	.375	376	390	-14	1-7-0	5-3-0	4-8-0	3-3-0	Lost 1

NO.	NAME	POS	HT	WT	DOB	EXP	COLLEGE	HOMETOWN	HOW ACQ
30	Acy, DeMarkus	DB	6-0	191	4/29/1998	1	Missouri	Dallas, TX	FA '21
27	Allen, Marcus	LB	6-2	215	8/7/1996	2	Penn State	Silver Spring, MD	5a '18
94	Alualu, Tyson	DE	6-3	304	5/12/1987	11	California	Honolulu, HI	UFA '17
65D	Anderson, Abdullah	DT	6-4	295	1/24/1996	2	Bucknell	Galloway, NJ	PS '20
29	Ballage, Kalen	RB	6-2	231	12/22/1995	4	Arizona State	Falcon, Colo.	FA '20
72	Banner, Zach	OT	6-8	335	12/25/1993	5	USC	Lakewood, WA	FA '19
89	Baugh, Marcus	TE	6-4	245	12/9/1994	2	Ohio State	Riverside, CA	FA '21
4	Berry, Jordan	P	6-5	195	3/18/1991	7	Eastern Kentucky	Melbourne, Victoria, Australia	FA '15
9	Boswell, Chris	K	6-2	185	3/16/1991	7	Rice	Fort Worth, TX	FA '15
25	Brooks Jr., Antoine	S	5-11	210	10/28/1997	2	Maryland	Landham, MD	D6 '20
29	Brown, Shakur	CB	5-11	190	2/11/1999	R	Michigan State	Stockbridge, GA	UDFA '21
96	Buggs, Isaiah	DE	6-3	295	8/24/1996	3	Alabama	Ruston, LA	D6b '19
33D	Bundage, Calvin	LB	6-1	220	4/8/1998	R	Oklahoma State	Edmond, OK	UDFA '21
55	Bush, Devin	LB	5-11	234	7/18/1998	3	Michigan	Pembroke Pines, FL	D1 '19
84	Bussey, Rico	WR	6-2	190	2/25/1998	R	Hawaii	Lawton, OK	UDFA '21
57	Canaday, Kameron	LS	6-4	245	8/20/1993	5	Portland State	Eugene, OR	FA '17
61D	Carter, T.J.	DL	6-4	289	9/15/1998	1	Kentucky	Mableton, GA	FA '20
11	Claypool, Chase	WR	6-4	238	7/7/1998	2	Notre Dame	Abbotsford, British Columbia, Canada	D2 '20
61	Collins, Aviante	T	6-4	292	4/21/1993	4	Texas Christian	Missouri City, TX	FA '21
79	Coward, Rashaad	OL	6-5	319	11/6/1994	2	Old Dominion	Brooklyn, NY	FA '21
68	Coyle, Anthony	T	6-4	298	9/19/1996	1	Fordham	Staten Island, NY	FA '20
73	Davis, Carlos	DT	6-2	320	8/22/1996	1	Nebraska	Blue Springs, MO	D7 '20
38D	Denmark, Stephen	CB	6-2	217	4/20/1996	1	Valdosta State	Tallahassee, FL	FA '21
5	Dobbs, Joshua	QB	6-3	210	1/26/1995	4	Tennessee	Alpharetta, GA	D4 '17
69	Dotson, Kevin	OL	6-4	321	9/18/1996	2	Louisiana	Plaquemine, LA	D4b '20
85	Ebron, Eric	TE	6-4	253	4/10/1993	8	North Carolina	Newark, NJ	UFA '20
34	Edmunds, Terrell	S	6-1	217	1/20/1997	4	Virginia Tech	Danville, VA	D1 '18
33	Edmunds, Trey	RB	6-2	223	12/30/1994	3	Maryland	Danville, VA	UDFA '18
67	Finey, B.J.	C/G	6-4	318	10/26/1991	5	Kansas State	Wichita, KS	UDFA '15
39	Fitzpatrick, Minkah	S	6-1	207	11/17/1996	4	Alabama	Old Bridge, NJ	TR '19 (MIA)
88	Freiermuth, Pat	TE	6-5	258	10/25/1998	R	Penn State	Merrimac, MA	D2 '21
81	Gentry, Zach	TE	6-8	265	9/10/1996	3	Michigan	Albuquerque, NM	D5 '19
17D	Gilbert, Mark	CB	6-1	175	6/1/1997	R	Duke	Fayetteville, NC	UDFA '21
54	Gilbert III, Ulysees	ILB	6-0	230	8/9/1997	3	Akron	Ocala, FL	D6c '19
74	Green, Chaz	T	6-5	318	4/8/1992	6	Florida	Tampa, FL	UFA '21
53	Green, Kendrick	C	6-4	315	12/22/1998	R	Illinois	Peoria, IL	D3 '21
23	Haden, Joe	CB	5-11	195	4/14/1998	12	Florida	Fort Washington, MD	FA '17
71	Haeg, Joe	T	6-6	298	3/11/1993	6	North Dakota State	Lake Shore, MN	UFA '21
22	Harris, Najee	RB	6-1	232	4/19/1999	R	Alabama	Antioch, CA	D1 '21
6	Harvin III, Pressley	P	6-0	255	9/17/1998	R	Georgia Tech	Alcolu, SC	D7b '21
3	Haskins, Dwayne	QB	6-4	230	5/3/1997	3	Ohio State	Highland Park, NJ	FA '21
60	Hassenaue, J.C.	C	6-2	295	9/15/1995	2	Alabama	Woodbury, MN	FA '19
97	Hayward, Cameron	DT	6-5	295	5/6/1996	11	Ohio State	Pittsburgh, PA	D1 '18
56	Highsmith, Alex	LB	6-4	242	8/7/1997	2	Charlotte	Wilmington, NC	D3 '20
8	Ingram III, Melvin	LB	6-2	247	4/26/1989	9	South Carolina	Rockingham, NC	FA '21
83	Johnson, Anthony	WR	6-2	210	1/29/1995	1	Buffalo	Rock Hill, SC	FA '20
51D	Johnson, Buddy	LB	6-2	240	2/27/1999	R	Texas A&M	Dallas, TX	D4b '21
18	Johnson, Dontae	WR	5-10	183	7/5/1996	3	Toldeo	Ruskin, FL	D3a '19
44D	Jones, Jamir	OLB	6-3	255	6/14/1998	1	Notre Dame	Rochester, NY	FA '21
28	Killebrew, Miles	S	6-2	222	5/10/1993	6	Southern Utah	Henderson, NV	D-4 '16
46	Kuntz, Christian	LS	6-1	228	4/13/1994	1	Duquesne	Pittsburgh, PA	FA '20
31	Layne, Justin	CB	6-2	192	1/12/1998	3	Michigan State	Cleveland, OH	D3b '19
77	Leglue, John	T	6-7	310	4/17/1996	1	Tulane	Alexandria, LA	FA '20
92	Loudermilk, Isaiahh	DE	6-7	240	10/10/1997	R	Wisconsin	Howard, KN	D5 '21
49D	Mars, Cassius	LB	6-4	245	7/7/1992	8	UCLA	Mission Hills, CA	FA '20
35D	Maullet, Arthur	CB	5-10	190	7/13/1993	3	Memphis	New Orleans, LA	D1 '21
14	McCloud, Ray-Ray	WR	5-9	190	10/15/1996	3	Clemson	Tampa, FL	FA '20
26	McFarland Jr., Anthony	RB	5-8	193	3/4/1999	2	Maryland	Hyattsville, MD	D4a '20
17	McKoy, Isaiah	WR	6-3	182	1/23/1982	R	Kent State	Brooklyn, NY	UDFA '21
45	Miller, Jarvis	LB	6-2	225	7/29/1997	1	Massachusetts	Suffield, CT	FA '21
99	Mondeaux, Henry	DE	6-4	280	9/19/1995	2	Oregon	Portland, OR	FA '19
65	Moore Jr., Dan	OT	6-5	258	9/28/1998	R	Texas A&M	Beaumont, TX	D4a '21
21	Norwood, Tre	DB	6-0	194	4/19/1999	R	Oklahoma	Fort Smith, AR	D7a '21
76	Okorafor, Chukwuma	OL	6-6	320	8/8/1997	4	Western Michigan	Southfield, MI	D3b '18
42	Pierre, James	CB	6-2	185	9/16/1996	2	Florida Atlantic	Deerfield Beach, FL	UDFA '20
87	Rader, Kevin	TE	6-4	250	4/26/1995	1	Youngstown State	Pittsburgh, PA	FA '19
48	Roche, Quincy	LB	6-3	245	2/10/1998	R	Miami	Randallstown, MD	D6 '21
7	Roethlisberger, Ben	QB	6-5	240	3/2/1982	18	Miami (OH)	Findlay, OH	D1 '04
7	Ruddock, Mason	QB	6-5	235	6/17/1995	3	Oklahoma State	Rock Hill, SC	D3a '18
38	Samuels, Jaylen	RB	6-0	225	7/20/1996	4	North Carolina State	Charlotte, NC	D5b '18
40	Scales, Teygray	LB	6-0	227	5/10/1996	1	Indiana	Cincinnati, OH	FA '20
80	Sexton, Matthew	WR	5-11	175	10/17/1997	1	Eastern Michigan	Clinton, MI	FA '21
82	Simmons, Tyler	WR	6-0	201	12/30/1997	1	Georgia	Powder Springs, GA	FA '21
16	Sloman, Sam	K	5-8	205	9/19/1997	7	Miami, Ohio	Roswell, GA	FA '21
19	Smith-Schuster, Juju	WR	6-1	215	11/22/1996	5	USC	Long Beach, CA	D2 '17
24	Snell Jr., Benny	RB	5-10	224	2/26/1998	3	Kentucky	Columbus, OH	D4 '19
41	Spillane, Robert	LB	6-1	229	12/14/1995	3	Western Michigan	Oak Park, IL	FA '19
26D	Stiner, Donovan	S	6-2	210	2/11/1999	R	Florida	Houston, TX	UDFA '21
20	Sutton, Cameron	CB	5-11	188	2/27/1995	5	Tennessee	Jonesboro, GA	D3a '17
67D	Taylor, Calvin	DE	6-9	310	12/31/1969	1	Kentucky	Orangeburg, SC	UDFA '20
91	Tuitt, Stephen	DE	6-6	303	5/23/1993	8	Notre Dame	Miami, FL	D2 '14
51	Turner, Trai	G	6-3	315	6/14/1993	8	Louisiana State	New Orleans, LA	FA '21
2	Wade, Lamont	S	5-9	187	1/1/1998	R	Penn State	Clairton, PA	D4a '21
40D	Walton, Brandon	T	6-5	300	3/18/1998	R	Florida Atlantic	Cleawater, FL	FA '20
13	Washington, James	WR	5-11	213	4/2/1996	4	Oklahoma State	Stamford, TX	D2 '18
50	Watson, Jamar	LB	6-3	244	9/3/1997	R	Kentucky	Brandywine, MD	UDFA '21
44	Watt, Derek	FB	6-2	234	11/7/1992	6	Wisconsin	Pewaukee, WI	UFA '20
90	Watt, T.J.	LB	6-4	252	10/11/1994	5	Wisconsin	Pewaukee, WI	D1 '17
15	White, Cody	WR	6-3	215	11/28/1998	1	Michigan State	Novi, MI	FA '20
95	Wormley, Chris	DL	6-5	300	10/25/1993	5	Michigan	Toledo, OH	TR '20 (BAL)

Reserve/Retired (1)

98	Williams, Vince	LB	6-1	233	12/27/1989	9	Florida State	Davenport, FL	D6b '13
----	-----------------	----	-----	-----	------------	---	---------------	---------------	---------

COACHING STAFF

HEAD COACH: Mike Tomlin (Assistant Assistants: Mike Mitchell (Asst. Head Coach), Keith Butler (Defensive Coordinator), Matt Canada (Offensive Coordinator), Danny Smith (Special Teams Coordinator), Teryl Austin (Senior Defensive Assistant/Secondary), Guion Brown (Secondary Line), Eddie Faulkner (Running Backs), Bill Hillard (Wide Receiver), Adrian Klemm (Offensive Line), Dezha Martin (Assistant Outside Linebacker), Chris Morgan (Assistant Offensive Line), Jerry Olsavsky (Inside Linebackers), Alfredo Roberts (Tight Ends), Blaine Stewart (Assistant Wide Receivers), Mike Sullivan (Quarterbacks), Matt Tomcho (Quality Control), Garrett Gement (Conditioning Coordinator), Marcel Pastoor (Conditioning Asst.).

NO.	NAME	POS	HT	WT	DOB	EXP	COLLEGE	HOMETOWN	HOW ACQ
2	Rudolph, Mason	QB	6-5	235	6/17/1995	3	Oklahoma State	Rock Hill, SC	D3a '18
3	Haskins, Dwayne	QB	6-4	230	5/3/1997	3	Ohio State	Highland Park, NJ	FA '21
4	Berry, Jordan	P	6-5	195	3/13/1991	7	Eastern Kentucky	Melbourne, Victoria, Australia	FA '15
5	Dobbs, Joshua	QB	6-3	210	1/26/1995	4	Tennessee	Alpharetta, GA	D4 '17
6	Harvin III, Pressley	P	6-0	255	9/17/1998	R	Georgia Tech	Alcoul, SC	D7b '21
7	Roethlisberger, Ben	QB	6-5	240	3/2/1982	18	Miami (OH)	Findlay, OH	D1 '04
8	Ingram III, Melvin	LB	6-2	247	4/26/1989	9	South Carolina	Rockingham, NC	FA '21
9	Boswell, Chris	K	6-2	185	3/16/1991	7	Rice	Fort Worth, TX	FA '15
11	Claypool, Chase	WR	6-4	238	7/7/1998	2	Notre Dame	Abbotsford, British Columbia, Canada	D2 '20
13	Washington, James	WR	5-11	213	4/2/1996	4	Oklahoma State	Stamford, TX	D2 '18
14	McCloud, Ray-Ray	WR	5-9	190	10/15/1996	3	Clemson	Tampa, FL	FA '20
15	White, Cody	WR	6-3	215	11/28/1998	1	Michigan State	Novi, MI	FA '20
16	Sloman, Sam	K	5-8	205	9/19/1997	1	Miami, Ohio	Roswell, GA	FA '21
17	McKoy, Isaiah	WR	6-3	182	1/23/1982	R	Kent State	Brooklyn, NY	UDFA '21
17D	Gilbert, Mark	CB	6-1	175	6/1/1997	R	Duke	Fayetteville, NC	UDFA '21
18	Johnson, Dontae	WR	5-10	183	7/5/1996	3	Tuldeo	Ruskin, FL	D3a '19
19	Smith-Schuster, JuJu	WR	6-1	215	11/22/1996	5	USC	Long Beach, CA	D2 '17
20	Sutton, Cameron	CB	5-11	188	2/27/1995	5	Tennessee	Jonesboro, GA	D3a '17
21	Norwood, Tre	DB	6-0	194	4/19/1999	R	Oklahoma	Fort Smith, AR	D7a '21
22	Harris, Najee	RB	6-1	232	4/19/1999	R	Alabama	Antioch, CA	D1 '21
23	Haden, Joe	CB	5-11	195	4/14/1989	12	Florida	Fort Washington, MD	FA '17
24	Snell Jr., Benny	RB	5-10	224	2/26/1998	3	Kentucky	Columbus, OH	D4 '19
24D	Wade, Lamont	S	5-9	187	1/14/1999	R	Penn State	Clairton, PA	UDFA '21
25	Brooks Jr., Antoine	S	5-11	210	10/28/1997	2	Maryland	Lanham, MD	D6 '20
26	McFarland Jr., Anthony	RB	5-8	193	3/4/1999	2	Maryland	Hyattsville, MD	D4a '20
26D	Stiner, Donovan	S	6-2	210	2/11/1999	R	Florida	Houston, TX	UDFA '21
27	Allen, Marcus	LB	6-2	215	8/7/1996	2	Penn State	Silver Spring, MD	D5a '18
28	Killebrew, Miles	S	6-2	222	5/10/1993	6	Southern Utah	Henderson, NV	D-4 '16
29	Ballage, Kalen	LB	6-2	231	12/22/1995	4	Arizona State	Falcon, Colo.	FA '20
29	Brown, Chaz	CB	5-11	190	2/11/1999	2	Michigan State	Stockbridge, GA	UDFA '21
30	Acy, DeMarkus	DB	6-0	191	4/29/1998	1	Missouri	Dallas, TX	FA '21
31	Layne, Justin	CB	6-2	192	1/12/1998	3	Michigan State	Cleveland, OH	D3b '19
33	Edmunds, Trey	RB	6-2	223	12/30/1994	3	Maryland	Danville, VA	UDFA '18
33D	Bundage, Calvin	LB	6-1	220	4/8/1998	R	Oklahoma State	Edmond, OK	UDFA '21
34	Edmunds, Terrell	S	6-1	217	1/20/1997	4	Virginia Tech	Danville, VA	D1 '18
35D	Maulet, Arthur	CB	5-10	190	7/13/1993	5	Memphis	New Orleans, LA	FA '21
38	Samuels, Jaylen	RB	6-0	225	7/20/1996	4	North Carolina State	Charlotte, NC	D5b '18
38D	Denmark, Stephen	CB	6-2	217	4/20/1996	1	Valdosta State	Tallahassee, FL	FA '21
39	Fitzpatrick, Minkah	S	6-1	207	11/17/1996	4	Alabama	Old Bridge, NJ	TR '19 (MIA)
40	Scales, Tegrar	LB	6-0	227	5/10/1996	1	Indiana	Cincinnati, OH	FA '20
41	Spillane, Robert	LB	6-1	229	12/14/1995	3	Western Michigan	Oak Park, IL	FA '19
42	Pierre, James	CB	6-2	185	9/16/1996	2	Florida Atlantic	Deerfield Beach, FL	UDFA '20
44	Watt, Derek	FB	6-2	224	11/7/1997	2	Wisconsin	Pewaukee, WI	FA '21
44	Jones, Jamir	OLB	6-3	255	6/14/1998	1	Notre Dame	Rochester, NY	FA '21
45	Miller, Jarvis	LB	6-2	225	7/29/1997	1	Massachusetts	Suffield, CT	FA '21
46	Kuntz, Christian	LS	6-1	228	4/13/1994	1	Duquesne	Pittsburgh, PA	FA '20
48	Roche, Quincy	LB	6-3	245	2/10/1998	R	Miami	Randallstown, MD	D6 '21
49D	Marsh, Cassius	DE	6-4	245	7/7/1992	8	UCLA	Mission Hills, CA	FA '20
50	Watson, Jamar	LB	6-3	244	9/3/1997	R	Kentucky	Brandywine, MD	UDFA '21
51D	Johnson, Buddy	LB	6-2	240	2/27/1999	R	Texas A&M	Dallas, TX	D4b '21
51	Turner, Trai	G	6-3	315	6/14/1993	8	Louisiana State	New Orleans, LA	FA '21
53	Green, Kendrick	C	6-4	315	12/22/1998	R	Illinois	Peoria, IL	D3 '21
54	Gilbert III, Ulysees	ILB	6-0	230	8/9/1997	3	Akron	Ocala, FL	D6c '19
55	Bush, Devin	LB	5-11	234	7/18/1998	3	Michigan	Pembroke Pines, FL	D1 '19
55	Higsmith, Alex	LB	6-4	242	8/7/1997	2	Charlotte	Wilmington, NC	D3 '20
57	Canaday, Kameron	LS	6-4	245	8/20/1993	5	Portland State	Eugene, OR	D7 '20
60	Hassenaue, J.C.	C	6-2	295	9/15/1995	2	Alabama	Woodbury, MN	FA '19
61	Collins, Aviante	T	6-4	292	4/21/1993	4	Texas Christian	Missouri City, TX	FA '21
61D	Carter, T.J.	DL	6-4	289	9/15/1998	1	Kentucky	Mableton, GA	FA '20
62	Walton, Brandon	T	6-5	300	3/18/1998	1	Florida Atlantic	Cleanwater, FL	FA '20
65D	Anderson, Abdullah	DT	6-4	295	1/24/1996	2	Bucknell	Galloway, NJ	P5 '20
65	Moore Jr., Dan	OT	6-5	258	9/28/1998	R	Texas A&M	Beaumont, TX	D4a '21
67	Finney, B.J.	C/G	6-4	318	10/26/1991	5	Kansas State	Wichita, KS	UDFA '15
67D	Taylor, Calvin	DE	6-9	310	12/31/1969	1	Kentucky	Orangeburg, SC	UDFA '20
68	Coyle, Anthony	T	6-4	298	9/19/1996	1	Fordham	Staten Island, NY	FA '20
69	Dotson, Kevin	OL	6-4	321	9/18/1996	2	Louisiana	Plaquemine, LA	D4b '20
71	Haeg, Joe	T	6-6	298	3/11/1993	6	North Dakota State	Lake Shore, MN	UFA '21
72	Banner, Zach	OT	6-8	335	12/25/1993	5	USC	Lakewood, WA	FA '19
73	Davis, Carlos	DT	6-2	320	8/22/1996	2	Nebraska	Blue Springs, MO	D7 '20
74	Green, Chaz	T	6-5	318	4/8/1992	6	Florida	Tampa, FL	UFA '21
76	Okorafor, Chukwuma	OL	6-6	320	8/8/1997	4	Western Michigan	Southfield, MI	D3b '18
77	Legue, John	T	6-7	310	4/17/1996	1	Tulane	Alexandria, LA	FA '20
79	Coward, Rashaad	OL	6-5	319	11/6/1994	2	Old Dominion	Brooklyn, NY	FA '21
80	Sexton, Mathew	WR	5-11	175	10/17/1997	1	Eastern Michigan	Clinton, MI	FA '21
81	Gentry, Zach	TE	6-8	265	9/10/1996	3	Michigan	Albuquerque, NM	D5 '19
82	Simmons, Tyler	WR	6-0	201	12/30/1997	1	Georgia	Powder Springs, GA	FA '21
83	Johnson, Anthony	WR	6-2	210	1/29/1995	1	Buffalo	Rock Hill, SC	FA '20
84	Bussey, Rico	WR	6-2	190	2/25/1998	R	Hawaii	Lawton, OK	UDFA '21
85	Ebron, Eric	TE	6-4	253	4/10/1993	8	North Carolina	Newark, NJ	UFA '20
87	Rader, Kevin	TE	6-4	250	4/26/1995	1	Youngstown State	Pittsburgh, PA	FA '19
88	Freiermuth, Pat	TE	6-5	258	10/25/1998	R	Penn State	Merrimac, MA	D2 '21
89	Baugh, Marcus	TE	6-4	245	12/9/1994	2	Ohio State	Riverside, CA	FA '21
90	Watt, T.J.	LB	6-4	252	10/11/1994	5	Wisconsin	Pewaukee, WI	D1 '17
91	Tuft, Stephen	DE	6-6	303	5/23/1993	8	Notre Dame	Miami, FL	D2 '14
92	Loudermilk, Isaiahh	DE	6-7	240	10/10/1997	R	Wisconsin	Howard, KN	D5 '21
94	Alualu, Tyson	DE	6-3	304	5/12/1987	11	California	Honolulu, HI	UFA '17
95	Wormley, Chris	DL	6-5	300	10/25/1993	5	Michigan	Toledo, OH	TR '20 (BAL)
96	Bugbs, Isaiah	DE	6-3	295	8/24/1996	3	Alabama	Ruston, LA	D6b '19
97	Heyward, Cameron	DT	6-5	295	5/6/1989	11	Ohio State	Pittsburgh, PA	D1 '11
99	Mondeaux, Henry	DE	6-4	280	9/19/1995	2	Oregon	Portland, OR	FA '19

Reserve/Retired (1)

98	Williams, Vince	LB	6-1	233	12/27/1989	9	Florida State	Davenport, FL	D6b '13
----	-----------------	----	-----	-----	------------	---	---------------	---------------	---------

COACHING STAFF

HEAD COACH: Mike Tomlin

ASSISTANTS:

Josh Mitchell (Asst. Head Coach); Keith Butler (Defensive Coordinator); Matt Canada (Offensive Coordinator); Danny Smith (Special Teams Coordinator); Teryl Austin (Senior Defensive Assistant/Secondary); Grady Brown (Secondary); Karl Dunbar (Defensive Line); Eddie Faulkner (Running Backs); Ike Hilliard (Wide Receivers); Adrian Klemm (Offensive Line); Denzel Martin (Assistant Outside Linebackers); Chris Morgan (Assistant Offensive Line); Jerry Okavsky (Inside Linebackers); Alfredo Roberts (Tight Ends); Blaine Stewart (Assistant Wide Receivers); Mike Sullivan (Quarterbacks); Matt Tomsho (Quality Control); Garrett Kingman (Conditioning Coordinator); Marcel Pastor (Conditioning Asst.).

QUARTERBACKS (4)

2 Mason Rudolph	QB	3 Dwayne Haskins	QB
5 Joshua Dobbs	QB	7 Ben Roethlisberger	QB

RUNNING BACKS (7)

22 Najee Harris	RB	24 Benny Snell Jr.	RB
26 Anthony McFarland Jr.	RB	29 Kalen Ballage	RB
33 Trey Edmunds	RB	38 Jaylen Samuels	RB
44 Derek Watt	FB		

WIDE RECEIVERS (11)

11 Chase Claypool	WR	13 James Washington	WR
14 Ray-Ray McCloud	WR	15 Cody White	WR
17 Isaiah McKoy	WR	18 Diontae Johnson	WR
19 JuJu Smith-Schuster	WR	80 Mathew Sexton	WR
82 Tyler Simmons	WR	83 Anthony Johnson	WR
84 Rico Bussey	WR		

TIGHT ENDS (5)

81 Zach Gentry	TE	85 Eric Ebron	TE
87 Kevin Rader	TE	88 Pat Freiermuth	TE
89 Marcus Baugh	TE		

OFFENSIVE LINE (15)

51 Trai Turner	G	53 Kendrick Green	C
60 J.C. Hassenauer	C	61 Aviante Collins	T
62 Brandon Walton	T	65 Dan Moore Jr.	OT
67 B.J. Finney	C/G	68 Anthony Coyle	T
69 Kevin Dotson	OL	71 Joe Haeg	T
72 Zach Banner	OT	74 Chaz Green	T
76 Chukwuma Okorafor	OL	77 John Leglue	T
79 Rashaad Coward	OL		

LINEBACKERS (15)

8 Melvin Ingram III	LB	27 Marcus Allen	LB
33 Calvin Bundage	LB	40 Tegray Scales	LB
41 Robert Spillane	LB	44 Jamir Jones	OLB
45 Jarvis Miller	LB	48 Quincy Roche	LB
50 Jamar Watson	LB	51 Buddy Johnson	LB
54 Ulysees Gilbert III	ILB	55 Devin Bush	LB
56 Alex Highsmith	LB	90 T.J. Watt	LB
98 Vince Williams (RET)	LB		

DEFENSIVE BACKS (16)

17 Mark Gilbert	CB	20 Cameron Sutton	CB
21 Tre Norwood	DB	23 Joe Haden	CB
24 Lamont Wade	S	25 Antoine Brooks Jr.	S
26 Donovan Stiner	S	28 Miles Killebrew	S
29 Shakur Brown	CB	30 DeMarkus Acy	DB
31 Justin Layne	CB	34 Terrell Edmunds	S
35 Arthur Maulet	CB	38 Stephen Denmark	CB
39 Minkah Fitzpatrick	S	42 James Pierre	CB

DEFENSIVE LINE (12)

49 Cassius Marsh	DE	61 T.J. Carter	DL
65 Abdullah Anderson	DT	67 Calvin Taylor	DE
73 Carlos Davis	DT	91 Stephon Tuitt	DE
92 Isaiahh Loudermilk	DE	94 Tyson Alualu	DE
95 Chris Wormley	DL	96 Isaiah Buggs	DE
97 Cameron Heyward	DT	99 Henry Mondeaux	DE

SPECIALISTS (6)

4 Jordan Berry	P	6 Pressley Harvin III	P
9 Chris Boswell	K	16 Sam Sloman	K
46 Christian Kuntz	LS	57 Kameron Canaday	LS

2021 PITTSBURGH STEELERS EXPERIENCE (AS OF AUGUST 5, 2021)

NO	NAME	POS	HT	WT	DOB	AGE	EXP	COLLEGE	HOMETOWN	HOW ACQ	GP	GS	DPN	INA		
7	Ben Roethlisberger	QB	6-5	240	03/02/82	39	18	Eighteenth Season (1)	Miami (OH)	Findlay, OH	D1 '04	0	0	0	0	
23	Joe Haden	CB	5-11	195	04/14/89	32	12	Twelfth Season (1)	Florida	Fort Washington, MD	FA '17	0	0	0	0	
97	Cameron Heyward	DT	6-5	295	05/06/89	32	11	Eleventh Season (2)	Ohio State	Pittsburgh, PA	D1 '11	0	0	0	0	
94	Tyson Alualu	DE	6-3	304	05/12/87	34	11	California	Honolulu, HI	UFA '17	0	0	0	0	0	
8	Melvin Ingram III	LB	6-2	247	04/26/89	32	9	Ninth Season (1)	South Carolina	Rockingham, NC	FA '21	0	0	0	0	0
49	Cassius Marsh	DE	6-4	245	07/07/92	29	8	Eighth Season (4)	UCLA	Mission Hills, CA	FA '20	0	0	0	0	0
85	Eric Ebron	TE	6-4	253	04/10/93	28	8	North Carolina	Newark, NJ	UFA '20	0	0	0	0	0	
91	Stephon Tuitt	DE	6-6	303	05/23/93	28	8	Notre Dame	Miami, FL	D2 '14	0	0	0	0	0	
51	Trai Turner	G	6-3	315	06/14/93	28	8	Louisiana State	New Orleans, LA	FA '21	0	0	0	0	0	
9	Chris Boswell	K	6-2	185	03/16/91	30	7	Seventh Season (2)	Rice	Fort Worth, TX	FA '15	0	0	0	0	0
4	Jordan Berry	P	6-5	195	03/18/91	30	7	Eastern Kentucky	Melbourne, Victoria, Australia	FA '15	0	0	0	0	0	
74	Chaz Green	T	6-5	318	04/08/92	29	6	Sixth Season (4)	Florida	Tampa, FL	UFA '21	0	0	0	0	0
44	Derek Watt	FB	6-2	234	11/07/92	28	6	Wisconsin	Pewaukee, WI	UFA '20	0	0	0	0	0	
71	Joe Haeg	T	6-6	298	03/11/93	28	6	North Dakota State	Lake Shore, MN	UFA '21	0	0	0	0	0	
28	Miles Killebrew	S	6-2	222	05/10/93	28	6	Southern Utah	Henderson, NV	D-4 '16	0	0	0	0	0	
35	Arthur Maulet	CB	5-10	190	07/13/93	28	5	Fifth Season (8)	Memphis	New Orleans, LA	FA-21	0	0	0	0	0
67	B.J. Finney	C/G	6-4	318	10/26/91	29	5	Kansas State	Wichita, KS	UDFA '15	0	0	0	0	0	
20	Cameron Sutton	CB	5-11	188	02/27/95	26	5	Tennessee	Jonesboro, GA	D3a '17	0	0	0	0	0	
95	Chris Wormley	DL	6-5	300	10/25/93	27	5	Michigan	Toledo, OH	TR '20 (BAL)	0	0	0	0	0	
19	JuJu Smith-Schuster	WR	6-1	215	11/22/96	24	5	USC	Long Beach, CA	D2 '17	0	0	0	0	0	
57	Kameron Canaday	LS	6-4	245	08/20/93	27	5	Portland State	Eugene, OR	FA '17	0	0	0	0	0	
90	T.J. Watt	LB	6-4	252	10/11/94	26	5	Wisconsin	Pewaukee, WI	D1 '17	0	0	0	0	0	
72	Zach Banner	OT	6-8	335	12/25/93	27	5	USC	Lakewood, WA	FA '19	0	0	0	0	0	
61	Aviante Collins	T	6-4	292	04/21/93	28	4	Fourth Season (8)	Texas Christian	Missouri City, TX	FA '21	0	0	0	0	0
76	Chukwuma Okorafor	OL	6-6	320	08/08/97	23	4	Western Michigan	Southfield, MI	D3b '18	0	0	0	0	0	
13	James Washington	WR	5-11	213	04/02/96	25	4	Oklahoma State	Stamford, TX	D2 '18	0	0	0	0	0	
38	Jaylen Samuels	RB	6-0	225	07/20/96	25	4	North Carolina State	Charlotte, NC	D5b '18	0	0	0	0	0	
5	Joshua Dobbs	QB	6-3	210	01/26/95	26	4	Tennessee	Alpharetta, GA	D4 '17	0	0	0	0	0	
29	Kalen Ballage	RB	6-2	231	12/22/95	25	4	Arizona State	Falcon, Colo.	FA '20	0	0	0	0	0	
39	Minkah Fitzpatrick	S	6-1	207	11/17/96	24	4	Alabama	Old Bridge, NJ	TR '19 (MIA)	0	0	0	0	0	
34	Terrell Edmunds	S	6-1	217	01/20/97	24	4	Virginia Tech	Danville, VA	D1 '18	0	0	0	0	0	
24	Benny Snell Jr.	RB	5-10	224	02/26/98	23	3	Third Season (12)	Kentucky	Columbus, OH	D4 '19	0	0	0	0	0
55	Devin Bush	LB	5-11	234	07/18/98	23	3	Michigan	Pembroke Pines, FL	D1 '19	0	0	0	0	0	
18	Diontae Johnson	WR	5-10	183	07/05/96	25	3	Toldeo	Ruskin, FL	D3a '19	0	0	0	0	0	
3	Dwayne Haskins	QB	6-4	230	05/03/97	24	3	Ohio State	Highland Park, NJ	FA '21	0	0	0	0	0	
96	Isaiah Buggs	DE	6-3	295	08/24/96	24	3	Alabama	Ruston, LA	D6b '19	0	0	0	0	0	
31	Justin Layne	CB	6-2	192	01/12/98	23	3	Michigan State	Cleveland, OH	D3b '19	0	0	0	0	0	
2	Mason Rudolph	QB	6-5	235	06/17/95	26	3	Oklahoma State	Rock Hill, SC	D3a '18	0	0	0	0	0	
14	Ray-Ray McCloud	WR	5-9	190	10/15/96	24	3	Clemson	Tampa, FL	FA '20	0	0	0	0	0	
41	Robert Spillane	LB	6-1	229	12/14/95	25	3	Western Michigan	Oak Park, IL	FA '19	0	0	0	0	0	
33	Trey Edmunds	RB	6-2	223	12/30/94	26	3	Maryland	Danville, VA	UDFA '18	0	0	0	0	0	
54	Ulysees Gilbert III	ILB	6-0	230	08/09/97	23	3	Akron	Ocala, FL	D6c '19	0	0	0	0	0	
81	Zach Gentry	TE	6-8	265	09/10/96	24	3	Michigan	Albuquerque, NM	D5 '19	0	0	0	0	0	
65	Abdullah Anderson	DT	6-4	295	01/24/96	25	2	Second Season (13)	Bucknell	Galloway, NJ	PS '20	0	0	0	0	0
56	Alex Highsmith	LB	6-4	242	08/07/97	23	2	Charlotte	Wilmington, NC	D3 '20	0	0	0	0	0	
26	Anthony McFarland Jr.	RB	5-8	193	03/04/99	22	2	Maryland	Hyattsville, MD	D4a '20	0	0	0	0	0	
25	Antoine Brooks Jr.	S	5-11	210	10/28/97	23	2	Maryland	Lanham, MD	D6 '20	0	0	0	0	0	
73	Carlos Davis	DT	6-2	320	08/22/96	24	2	Nebraska	Blue Springs, MO	D7 '20	0	0	0	0	0	
11	Chase Claypool	WR	6-4	238	07/07/98	23	2	Notre Dame	Abbotsford, British Columbia, Canada	D2 '20	0	0	0	0	0	
99	Henry Mondeaux	DE	6-4	280	09/19/95	25	2	Oregon	Portland, OR	FA '19	0	0	0	0	0	
60	J.C. Hassenauer	C	6-2	295	09/15/95	25	2	Alabama	Woodbury, MN	FA '19	0	0	0	0	0	
62	James Pierre	CB	6-2	185	09/16/96	24	2	Florida Atlantic	Deerfield Beach, FL	UDFA '20	0	0	0	0	0	
49	Kevin Dotson	OL	6-4	321	09/18/96	24	2	Louisiana	Plaquemine, LA	D4b '20	0	0	0	0	0	
27	Marcus Allen	LB	6-2	215	08/07/96	24	2	Penn State	Silver Spring, MD	D5a '18	0	0	0	0	0	
89	Marcus Baugh	TE	6-4	245	12/09/94	26	2	Ohio State	Riverside, CA	FA '21	0	0	0	0	0	
79	Rashaad Coward	OL	6-5	319	11/06/94	26	2	Old Dominion	Brooklyn, NY	FA '21	0	0	0	0	0	
68	Anthony Coyle	T	6-4	298	09/19/96	24	1	First Season (17)	Fordham	Staten Island, NY	FA '20	0	0	0	0	0
83	Anthony Johnson	WR	6-2	210	01/29/95	26	1	Buffalo	Rock Hill, SC	FA '20	0	0	0	0	0	
62	Brandon Walton	T	6-5	300	03/18/98	23	1	Florida Atlantic	Clearwater, FL	FA '20	0	0	0	0	0	
67	Calvin Taylor	DE	6-9	310	12/31/69	51	1	Kentucky	Orangeburg, SC	UDFA '20	0	0	0	0	0	
46	Christian Kuntz	LS	6-1	228	04/13/94	27	1	Duquesne	Pittsburgh, PA	FA '20	0	0	0	0	0	
15	Cody White	WR	6-3	215	11/28/98	22	1	Michigan State	Novi, MI	FA-20	0	0	0	0	0	
30	DeMarkus Acy	DB	6-0	191	04/29/98	23	1	Missouri	Dallas, TX	FA '21	0	0	0	0	0	
44	Jamir Jones	OLB	6-3	255	06/14/98	23	1	Notre Dame	Rochester, NY	FA '21	0	0	0	0	0	
45	Jarvis Miller	LB	6-2	225	07/29/97	24	1	Massachusetts	Suffield, CT	FA '21	0	0	0	0	0	
77	John Legue	T	6-7	310	04/17/96	25	1	Tulane	Alexandria, LA	FA '20	0	0	0	0	0	
87	Kevin Rader	TE	6-4	250	04/26/95	26	1	Youngstown State	Pittsburgh, PA	FA '19	0	0	0	0	0	
80	Mathew Sexton	WR	5-11	175	10/17/97	23	1	Eastern Michigan	Clinton, MI	FA '21	0	0	0	0	0	
16	Sam Sloman	K	5-8	205	09/19/97	23	1	Miami, Ohio	Roswell, GA	FA '21	0	0	0	0	0	
38	Stephen Denmark	CB	6-2	217	04/20/96	25	1	Valdosta State	Tallahassee, FL	FA '21	0	0	0	0	0	
61	T.J. Carter	DL	6-4	289	09/15/98	22	1	Kentucky	Mableton, GA	FA-20	0	0	0	0	0	
40	Tegray Scales	LB	6-0	227	05/10/96	25	1	Indiana	Cincinnati, OH	FA '20	0	0	0	0	0	
82	Tyler Simmons	WR	6-0	201	12/30/97	23	1	Georgia	Powder Springs, GA	FA '21	0	0	0	0	0	

ROOKIE (17)														
51	Buddy Johnson	LB	6-2	240	02/27/99	22	R	Texas A&M	Dallas, TX	D4b '21	0	0	0	0
33	Calvin Bundage	LB	6-1	220	04/08/98	23	R	Oklahoma State	Edmond, OK	UDFA '21	0	0	0	0
65	Dan Moore Jr.	OT	6-5	258	09/28/98	22	R	Texas A&M	Beaumont, TX	D4a '21	0	0	0	0
26	Donovan Stiner	S	6-2	210	02/11/99	22	R	Florida	Houston, TX	UDFA '21	0	0	0	0
17	Isaiah McKoy	WR	6-3	182	01/23/82	39	R	Kent State	Brooklyn, NY	UDFA '21	0	0	0	0
92	Isaiah Loudermilk	DE	6-7	240	10/10/97	23	R	Wisconsin	Howard, KN	D5 '21	0	0	0	0
50	Jamar Watson	LB	6-3	244	09/03/97	23	R	Kentucky	Brandywine, MD	UDFA '21	0	0	0	0
53	Kendrick Green	C	6-4	315	12/22/98	22	R	Illinois	Peoria, IL	D3 '21	0	0	0	0
24	Lamont Wade	S	5-9	187	01/14/99	22	R	Penn State	Clairton, PA	UDFA '21	0	0	0	0
17	Mark Gilbert	CB	6-1	175	06/01/97	24	R	Duke	Fayetteville, NC	UDFA '21	0	0	0	0
22	Najee Harris	RB	6-1	232	04/19/99	22	R	Alabama	Antioch, CA	D1 '21	0	0	0	0
88	Pat Freiermuth	TE	6-5	258	10/25/98	22	R	Penn State	Merrimac, MA	D2 '21	0	0	0	0
6	Pressley Harvin III	P	6-0	255	09/17/98	22	R	Georgia Tech	Alcolu, SC	D7b '21	0	0	0	0
48	Quincy Roche	LB	6-3	245	02/10/98	23	R	Miami	Randallstown, MD	D6 '21	0	0	0	0
84	Rico Bussey	WR	6-2	190	02/25/98	23	R	Hawaii	Lawton, OK	UDFA '21	0	0	0	0
29	Shakur Brown	CB	5-11	190	02/11/99	22	R	Michigan State	Stockbridge, GA	UDFA '21	0	0	0	0
21	Tre Norwood	DB	6-0	194	04/19/99	22	R	Oklahoma	Fort Smith, AR	D7a '21	0	0	0	0

YEAR	DRAFTTEES (34)	FREE AGENTS (34)	COLLEGE FREE AGENTS (13)	TRADES/WAIVERS (2)
2021	RB Najee Harris (1) TE Pat Freiermuth (2) C Kendrick Green (3) OT Dan Moore Jr. (4a) LB Buddy Johnson (4b) DE Isaiah Loudermilk (5) LB Quincy Roche (6) DB Tre Norwood (7a) P Pressley Harvin III (7b)	DB DeMarkus Acy (FA '21) RB Kalen Ballage (FA '20) T Aviante Collins (FA '21) OL Rashaad Coward (FA '21) CB Stephen Denmark (FA '21) T Chaz Green (UFA '21) T Joe Haeg (UFA '21) QB Dwayne Haskins (FA '21) LB Melvin Ingram III (FA '21) OLB Jamir Jones (FA '21) CB Arthur Maulet (FA'21) LB Jarvis Miller (FA '21) WR Mathew Sexton (FA '21) WR Tyler Simmons (FA '21) K Sam Sloman (FA '21) G Trai Turner (FA '21)	CB Shakur Brown (UDFA '21) LB Calvin Bundage (UDFA '21) WR Rico Bussey (UDFA '21) CB Mark Gilbert (UDFA '21) WR Isaiah McKoy (UDFA '21) S Donovan Stiner (UDFA '21) S Lamont Wade (UDFA '21) LB Jamar Watson (UDFA '21)	
2020	WR Chase Claypool (2) LB Alex Highsmith (3) OL Kevin Dotson (4) S Antoine Brooks Jr. (6) DT Carlos Davis (7)	DL T.J. Carter (FA'20) T Anthony Coyle (FA' 20) TE Eric Ebron (UFA' 20) WR Anthony Johnson (FA '20) LS Christian Kuntz (FA '20) T John Leglue (FA '20) DE Cassius Marsh (FA '20) WR Ray-Ray McCloud (FA '20) LB Tegray Scales (FA '20) T Brandon Walton (FA '20) FB Derek Watt (UFA' 20) WR Cody White (FA'20)	CB James Pierre (UDFA' 20) DE Calvin Taylor (UDFA '20)	DL Chris Wormley (TR '20 BAL)
2019	LB Devin Bush (1) WR Dontae Johnson (3) CB Justin Layne (3) RB Benny Snell Jr. (4) TE Zach Gentry (5) DE Isaiah Buggs (6) ILB Ulysees Gilbert III (6)	OT Zach Banner (FA '19) C J.C. Hassenauer (FA '19) DE Henry Mondeaux (FA '19) TE Kevin Rader (FA '19) LB Robert Spillane (FA '19)		S Minkah Fitzpatrick (TR '19 MIA)
2018	S Terrell Edmunds (1) OL Chukwuma Okorafor (3) QB Mason Rudolph (3) LB Marcus Allen (5) RB Jaylen Samuels (5)		DT Abdullah Anderson (PS '20) RB Trey Edmunds (UDFA '18)	
2017	LB T.J. Watt (1) WR JuJu Smith-Schuster (2) CB Cameron Sutton (3) QB Joshua Dobbs (4)	DE Tyson Alualu (UFA '17)		
2016	S Miles Killebrew (4)			
2015			C/G B.J. Finney (UDFA '15)	
2014	DE Stephon Tuitt (2)			
2011	DT Cameron Heyward (1)			
2004	QB Ben Roethlisberger (1)			

(As of August 2, 2021)

OFFENSE

WR	18 Diontae Johnson	13 James Washington	<u>84 Rico Bussey</u>	80 Mathew Sexton
LT	76 Chukwuma Okorafor	<u>65 Dan Moore Jr.</u>	74 Chaz Green	61 Aviante Collins
LG	69 Kevin Dotson	67 B.J. Finney	62 Brandon Walton	
C	60 J.C. Hassenauer	<u>53 Kendrick Green</u>	67 B.J. Finney	
RG	51 Trai Turner	79 Rashad Coward	68 Anthony Coyle	
RT	72 Zach Banner	71 Joe Haeg	77 John Leglue	
TE	85 Eric Ebron	<u>88 Pat Freiermuth</u>	81 Zach Gentry	87 Kevin Rader
RB	<u>22 Najee Harris</u>	24 Benny Snell Jr.	26 Anthony McFarland Jr.	89 Marcus Baugh
FB	44 Derek Watt	33 Trey Edmunds		29 Kalen Ballage
QB	7 Ben Roethlisberger	2 Mason Rudolph	3 Dwayne Haskins	5 Joshua Dobbs
WR	11 Chase Claypool	15 Cody White	<u>17 Isaiah McKoy</u>	82 Tyler Simmons
WR	19 JuJu Smith-Schuster	14 Ray-Ray McCloud	83 Anthony Johnson	

DEFENSE

DT	97 Cameron Heyward	99 Henry Mondeaux	<u>92 Isaiahh Loundermilk</u>	
NT	94 Tyson Alualu	96 Isaiah Buggs	73 Carlos Davis	61 T.J. Carter
DE	91 Stephon Tuitt	95 Chris Wormley	67 Calvin Taylor	65 Abdullah Anderson
LOLB	90 T.J. Watt	49 Cassius Marsh	<u>48 Quincy Roche</u>	<u>50 Jamar Watson</u>
LILB	55 Devin Bush	54 Ulysees Gilbert III	<u>51 Buddy Johnson</u>	
RILB	41 Robert Spillane	27 Marcus Allen	40 Tegrays Scales	45 Jarvis Miller
ROLB	56 Alex Highsmith	8 Melvin Ingram III	44 Jamir Jones	
LCB	23 Joe Haden	31 Justin Layne	30 DeMarkus Acy	38 Stephen Denmark
FS	39 Minkah Fitzpatrick	<u>21 Tre Norwood</u>	<u>26 Donovan Stiner</u>	
SS	34 Terrell Edmunds	28 Miles Killebrew	<u>24 Lamont Wade</u>	
RCB	20 Cameron Sutton	42 James Pierre	<u>17 Mark Gilbert</u>	29 Shakur Brown
NB	25 Antoine Brooks Jr.	35 Arthur Maulet		

SPECIALISTS

P	4 Jordan Berry	<u>6 Pressley Harvin III</u>	
K	9 Chris Boswell	16 Sam Sloman	
LS	57 Kameron Canaday	46 Christian Kuntz	
H	4 Jordan Berry	<u>6 Pressley Harvin III</u>	
KR	14 Ray-Ray McCloud	26 Anthony McFarland Jr.	42 James Pierre
PR	14 Ray-Ray McCloud	18 Diontae Johnson	42 James Pierre

PRONUNCIATION GUIDE

Tyson Alualu AH-loo AH-loo	Arthur Maulet mah-LETT
Abdullah Anderson ab-dool-uh	Chukwuma Okorafor Chuck-WOO-muh oh-KOR-uh-for
Kalen Ballage bull-AHGE	Ben Roethlisberger Roth-lis-ber-ger
Rashad Coward ruh-SHADD	Stephon Tuitt Steff-on Too-it
Miles Killebrew KILLA-brew		



30

DEMARKUS ACY

DEFENSIVE BACK

HEIGHT: 6-0
WEIGHT: 191
COLLEGE: Missouri
BORN: Apr. 29, 1998 (23)

BIRTHPLACE: Dallas, TX
HOW ACQUIRED: FA '21
NFL EXPERIENCE: 1st year

PRO CAREER

- ✦ Has yet to make NFL debut

DEMARKUS ACY'S NFL REGULAR SEASON DEFENSIVE STATISTICS

DATE	TEAM	GP	GS	TACKLES							INTERCEPTIONS					O. FUMB			ST			MISC		
				TK	S	A	TFL	YDS	SK	YDS	QBH	NO	YDS	LG	TD	PD	FF	FR	YDS	TK	S	A	FF	FR
2020	Seahawks	0	0	0	0	0	0	0.0	0.0	0	0	0	0	0	0	0	0	0	0	0	0	0	0	0
NFL TOTALS		0	0	0	0	0	0	0.0	0.0	0	0	0	0	0	0	0	0	0	0	0	0	0	0	0



27

MARCUS ALLEN

LINEBACKER

HEIGHT: 6-2
WEIGHT: 215
COLLEGE: Penn State
BORN: Aug. 7, 1996 (24)

BIRTHPLACE: Silver Spring, MD
HOW ACQUIRED: D5a '18
NFL EXPERIENCE: 2nd year

PRO CAREER

- ✦ Has played in 17 games (two starts) over his three-year NFL career (all with the Steelers)
- ✦ Has registered 26 tackles, 15 solo stops, two tackles for loss and two quarterback hits

2020 (STEELERS)

- ✦ Played in 14 regular-season games (two starts)
- ✦ Recorded 24 tackles (14 solo), two tackles for loss and two quarterback hits
- ✦ Registered six special teams' tackles (five solo)
- ✦ Recorded 21 of his 24 tackles over the last four games of the season (inactive in Week 16)
- ✦ Made eight tackles (five solo) and one tackle for loss in first career start (Week 14 at Buffalo)
- ✦ Registered six tackles and a quarterback hit in Week 15 at Cincinnati
- ✦ Recorded seven tackles (six solo) with a tackle for loss in Week 17 at Cleveland

2019 (STEELERS)

- ✦ Spent the first 14 weeks of the season on the Steelers' practice squad before being promoted to the active roster
- ✦ Saw action in one game (Week 17 at Baltimore)

2018 (STEELERS)


- ✦ Saw action in two games during the regular season
- ✦ Made his NFL debut in Week 13 vs. San Diego

MARCUS ALLEN'S NFL REGULAR SEASON DEFENSIVE STATISTICS

DATE	TEAM	GP	GS	TACKLES								INTERCEPTIONS					O. FUMB			ST			MISC	
				TK	S	A	TFL	YDS	SK	YDS	QBH	NO	YDS	LG	TD	PD	FF	FR	YDS	TK	S	A	FF	FR
2018	Steelers	2	0	2	1	1	0	0	0.0	0.0	0	0	0	0	0	0	0	0	0	0	0	0	0	0
2019	Steelers	1	0	0	0	0	0	0	0.0	0.0	0	0	0	0	0	0	0	0	0	0	0	0	0	0
2020	Steelers	14	2	24	14	10	2	3	0.0	0.0	2	0	0	0	0	0	0	6	5	1	0	0	0	0
NFL TOTALS		17	2	26	15	11	2	3	0.0	0.0	2	0	0	0	0	0	0	6	5	1	0	0	0	0

MARCUS ALLEN'S NFL POSTSEASON DEFENSIVE STATISTICS

TACKLES											INTERCEPTIONS					O. FUMB			ST			MISC				
DATE	TEAM	GP	GS	TK	S	A	TFL	YDS	SK	YDS	QBH	NO	YDS	LG	TD	PD	FF	FR	YDS	TK	S	A	FF	FR	S	A
2020	Steelers	1	0	0	0	0	0	0	0.0	0.0	0	0	0	0	0	0	0	0	0	0	0	0	0	0	0	0
NFL TOTALS		1	0	0	0	0	0	0	0.0	0.0	0	0	0	0	0	0	0	0	0	0	0	0	0	0	0	0



94

TYSON ALUALU

(AH-100 AH-100)

DEFENSIVE END

HEIGHT: 6-3

WEIGHT: 304

COLLEGE: California

BORN: May 12, 1987 (34)

BIRTHPLACE: Honolulu, HI

HOW ACQUIRED: UFA '17

NFL EXPERIENCE: 11th year

PRO CAREER

- ✦ Has played in 172 games (109 starts) over his 11-year NFL career (Jaguars 2010-16; Steelers 2017-20)
- ✦ His 172 games played ranks fourth among active NFL defensive linemen (Domata Peko, 214; Calais Campbell, 198; Ndamukong Suh, 174)
- ✦ Only Suh has played in more games among players selected in the 2010 NFL Draft
- ✦ Registered 397 tackles, 251 solo stops, 66 quarterback hits, 45 tackles for loss, 24.5 sacks, 14 passes defended, four forced fumbles and three fumble recoveries

2020 (STEELERS)

- ✦ Played in 15 regular-season games (10 starts)
- ✦ Registered 38 tackles, five quarterback hits, five passes defended, four tackles for loss, 2.0 sacks and one forced fumble
- ✦ Registered four tackles (three solo), two tackles for loss and one quarterback hit in Week 1 at N.Y. Giants
- ✦ Led the defensive line in tackles (five, three solo), took down QB Jeff Driskel for a 10-yard sack and added two quarterback hits, one pass defended and one tackle for loss
- ✦ Inactive in Week 9 at Dallas due to a knee injury
- ✦ Recorded four tackles (two solo) and strip-sacked QB Josh Allen in the second quarter in Week 14 at Buffalo

2019 (STEELERS)

- ✦ Saw action in 16 regular-season games (five starts)
- ✦ Registered 41 tackles (21 solo), 1.0 sack, two passes defended and one forced fumble
- ✦ His 41 tackles are the most he's recorded in a single season since joining the Steelers in 2017
- ✦ Sacked Cincinnati's Andy Dalton (-8 yards) with 1:56 left in the fourth quarter to end the game in Week 4
- ✦ Registered four tackles, two for loss, at Cleveland in Week 11
- ✦ Recorded four tackles (two solo), a forced fumble and a pass breakup in Week 15 vs. Buffalo

2018 (STEELERS)

- ✦ Saw action in 15 regular-season games (two starts)
- ✦ Recorded 22 tackles (12 solo)
- ✦ Inactive due to a shoulder injury in Week 2 vs. Kansas City
- ✦ Made his first start of the season and fifth with the Steelers at defensive end; recorded seven tackles (five solo) in Week 11 at Jacksonville

2017 (STEELERS)

- ✦ Saw action in all 16 regular-season games (five starts) and made his first career postseason appearance
- ✦ Set a single-season career high of 4.0 sacks
- ✦ Added 39 total tackles (25 solo) and one pass defended
- ✦ Recorded his first sack as a Steeler in Week 7 vs. Cincinnati, bringing down Andy Dalton for an 11-yard loss
- ✦ Talled single-game career highs in tackles (eight) and sacks (2.0) in Week 17; first multi-sack game of his NFL career

2016 (JAGUARS)

- ✦ Played in 14 regular-season games (10 starts)
- ✦ Inactive in both Week 1 vs. Green Bay and Week 2 at San Diego
- ✦ Registered 36 tackles, six tackles for loss, 2.5 sacks and one forced fumble

2015 (JAGUARS)

- ✦ Played in all 16 regular-season games for the sixth consecutive season (13 starts)
- ✦ Notched 26 tackles, 2.0 sacks, a single-season career-high two pass breakups and recovered the third fumble of his career
- ✦ Recorded a three-yard reception, the first of his career, for a first down in Week 2 at Miami
- ✦ Registered his second sack of the season and caught his second career pass, a 16-yard reception in Week 12 at Tennessee
- ✦ Blocked a fourth-quarter field goal attempt, his first career block, in Week 16 at New Orleans

2014 (JAGUARS)

- ✦ Played in all 16 regular-season games
- ✦ Totaled 30 tackles and 2.0 sacks
- ✦ Registered a season-high seven tackles in Week 2 at Washington

2013 (JAGUARS)

- ✦ Started all 16 regular-season games for the fourth consecutive season
- ✦ Recorded 44 tackles, 1.5 sacks, eight QB pressures and one pass breakup
- ✦ Registered a season-high six tackles on two occasions (Week 7 vs. San Diego and Week 15 vs. Buffalo)
- ✦ Sacked Andrew Luck for a 10-yard loss, his first full sack of the season, in Week 4 vs. Indianapolis

2012 (JAGUARS)

- ✦ Started all regular-season games
- ✦ Recorded a single-season career-high 45 tackles
- ✦ Matched single-season career-highs in sacks (3.5) and fumble recoveries (one)

2011 (JAGUARS)

- ✦ Started all 16 regular-season games
- ✦ Talled 40 tackles, 2.5 sacks, one pass breakup, one forced fumble and one fumble recovery
- ✦ Recorded a season-high four tackles on four separate occasions (Week 2 at N.Y. Jets, Week 5 vs. Cincinnati, Week 8 at Houston, Week 12 vs. Houston)
- ✦ Sacked Ben Roethlisberger for a 3-yard loss in Week 6 vs. Pittsburgh

2010 (JAGUARS)


- Started all 16 regular-season games in his rookie season
- Second rookie defensive lineman in franchise history to start every game in his first season
- Set a single-season career-high with 3.5 sacks, which were also the second-most on the team
- Started in his NFL debut vs. Denver and registered his first career sack, taking down Kyle Orton

TYSON ALUALU'S NFL REGULAR SEASON DEFENSIVE STATISTICS

DATE	TEAM	GP	GS	TACKLES										INTERCEPTIONS							ST					MISC	
				TK	S	A	TFL	YDS	SK	YDS	QBH	NO	YDS	LG	TD	PD	FF	FR	YDS	TK	S	A	FF	FR	S	A	
2010	Jaguars	16	16	38	29	9	7	0	3.5	24.5	9	0	0	0	1	0	0	0	0	0	0	0	0	0			
2011	Jaguars	16	16	40	21	19	3	0	2.5	8.5	8	0	0	0	1	1	7	0	0	0	0	0	0	0			
2012	Jaguars	16	16	45	34	11	3	0	3.5	21.5	4	0	0	0	1	1	0	0	0	0	0	0	0	0			
2013	Jaguars	16	16	42	33	9	3	12	1.5	12.5	9	0	0	0	1	0	0	0	0	0	0	0	0	0			
2014	Jaguars	16	0	30	13	17	2	3	2.0	3.0	5	0	0	0	0	0	0	0	0	0	0	0	0	0			
2015	Jaguars	16	13	26	18	8	6	27	2.0	17.0	10	0	0	0	2	0	1	0	0	0	0	0	0	0			
2016	Jaguars	14	10	36	28	8	6	31	2.5	14.0	6	0	0	0	0	1	0	0	1	1	0	0	0	0			
2017	Steelers	16	5	39	25	14	6	27	4.0	27.0	6	0	0	0	1	0	0	0	0	0	0	0	0	0			
2018	Steelers	15	2	22	12	10	1	1	0.0	0.0	1	0	0	0	0	0	0	0	0	0	0	0	0	0			
2019	Steelers	16	5	41	21	20	4	15	1.0	8.0	3	0	0	0	2	1	0	0	0	0	0	0	0	0			
2020	Steelers	15	10	38	17	21	4	16	2.0	18.0	5	0	0	0	5	1	0	0	0	0	0	0	0	0			
NFL TOTALS		172	109	397	251	146	45	132	24.5	154.0	66	0	0	0	14	4	3	7	1	1	0	0	0	0			

TYSON ALUALU'S NFL POSTSEASON DEFENSIVE STATISTICS

DATE	TEAM	GP	GS	TACKLES							INTERCEPTIONS				O. FUMB			ST			MISC			
				TK	S	A	TFL	YDS	SK	YDS	QBH	NO	YDS	LG	TD	PD	FF	FR	YDS	TK	S	A	FF	FR
2017	Steelers	1	0	1	1	0	0	0.0	0.0	0	0	0	0	0	0	0	0	0	0	0	0	0	0	0
2020	Steelers	1	1	3	2	1	0	0	0.0	0.0	0	0	0	0	0	0	0	0	0	0	0	0	0	0
NFL TOTALS		2	1	4	3	1	0	0	0.0	0.0	0	0	0	0	0	0	0	0	0	0	0	0	0	0



65

ABDULLAH ANDERSON

(ab-dool-uh)

DEFENSIVE TACKLE

HEIGHT: 6-4

WEIGHT: 295

COLLEGE: Bucknell

BORN: Jan. 24, 1996 (25)

BIRTHPLACE: Galloway, NJ

HOW ACQUIRED: PS '20

PRO CAREER

- Has played in seven games (no starts) in four-year NFL career (Bears, 2018-20; Vikings 2020)
- Made NFL debut in Week 3 of 2019 at Washington
- Has registered four tackles (three solo), one tackle for loss, 1.0 sack and one quarterback hit

2020 (VIKINGS)

- Signed with Minnesota practice squad in September and remained for the entire season

2019 (BEARS)


- Appeared in six games as a reserve, recording four tackles, 1.0 sack and one tackle for loss
- Inactive for Weeks 1, 9-14 and 16

ABDULLAH ANDERSON'S NFL REGULAR SEASON DEFENSIVE STATISTICS

DATE	TEAM	GP	GS	TACKLES										INTERCEPTIONS				O. FUMB			ST			MISC	
				TK	S	A	TFL	YDS	SK	YDS	QBH	NO	YDS	LG	TD	PD	FF	FR	YDS	TK	S	A	FF	FR	S
2018	Bears	0	0	0	0	0	0	0.0	0.0	0	0	0	0	0	0	0	0	0	0	0	0	0	0	0	
2019	Bears	6	0	4	3	1	1	8	1.0	8.0	1	0	0	0	0	0	0	0	0	0	0	0	0	0	
2020	Bears	0	0	0	0	0	0	0.0	0.0	0.0	0	0	0	0	0	0	0	0	0	0	0	0	0	0	
Went from Chicago to Minnesota.																									
2020	Vikings	1	0	0	0	0	0	0	0.0	0.0	0	0	0	0	0	0	0	0	0	0	0	0	0	0	
2020	TOTAL	1	0	0	0	0	0	0	0.0	0.0	0	0	0	0	0	0	0	0	0	0	0	0	0	0	
NFL TOTALS		7	0	4	3	1	1	8	1.0	8.0	1	0	0	0	0	0	0	0	0	0	0	0	0	0	

ABDULLAH ANDERSON'S NFL POSTSEASON DEFENSIVE STATISTICS

				TACKLES							INTERCEPTIONS				O. FUMB			ST			MISC					
DATE	TEAM	GP	GS	TK	S	A	TFL	YDS	SK	YDS	QBH	NO	YDS	LG	TD	PD	FF	FR	YDS	TK	S	A	FF	FR	S	A
2018	Bears	0	0	0	0	0	0	0	0.0	0.0	0	0	0	0	0	0	0	0	0	0	0	0	0	0	0	0
NFL TOTALS		0	0	0	0	0	0	0	0.0	0.0	0	0	0	0	0	0	0	0	0	0	0	0	0	0	0	0



EST. 1933

FEELERS NATION

Hard Rock

Steelers

29

KALEN BALLAGE

(bull-AHGE)

RUNNING BACK

HEIGHT: 6-2

WEIGHT: 231

COLLEGE: Arizona State

BORN: Dec. 22, 1995 (25)

BIRTHPLACE: Falcon, Colo.

HOW ACQUIRED: FA '20

NFL EXPERIENCE: 4th year

PRO CAREER

- ✦ Has played in 35 games (eight starts) over his three-year NFL career (Miami, 2018-19; N.Y. Jets 2020, L.A. Chargers 2020)
- ✦ Has rushed for 629 yards and seven TDs on 201 carries (3.1 yards per rush)
- ✦ Has caught 52 passes for 285 yards

2020 (CHARGERS)

- ✦ Played in eight regular-season games (started two)
- ✦ Rushed for 290 yards and three TDs on 88 carries (3.3 yards per rush)
- ✦ Caught 20 passes for 99 yards

2020 (JETS)

- ✦ Played in three regular-season games
- ✦ Rushed for 13 yards on three carries (4.3 yards per rush)
- ✦ Caught nine passes for 67 yards

2019 (DOLPHINS)

- ✦ Played in 12 regular-season games (six starts)
- ✦ Missed the rest of the season after being placed on injured reserve on Dec. 3
- ✦ Rushed for 135 yards and three TDs on 74 carries (1.8 yards per rush)
- ✦ Caught 14 passes for 63 yards

2018 (DOLPHINS)

- ✦ Played in 12 regular-season games
- ✦ Inactive for four games
- ✦ Rushed for 191 yards and one TD on 36 carries (5.3 yards per rush)
- ✦ Caught nine passes for 56 yards
- ✦ Ran for 123 yards, including a 75-yard TD, on 12 carries in Week 15 vs. Minnesota
- ✦ The 75-yard TD run was the second-longest run by a Dolphins rookie and longest since 1977
- ✦ His 123 yards rushing were the most by a Dolphins rookie since 2005

KALEN BALLAGE'S NFL REGULAR SEASON RUSHING/RECEIVING STATISTICS

RUSHING									RECEIVING				
DATE	TEAM	GP	GS	NO.	YDS.	AVG.	LG	TD	NO.	YDS.	AVG.	LG	TD
2018	Dolphins	12	0	36	191	5.3	75t	1	9	56	6.2	31	0
2019	Dolphins	12	6	74	135	1.8	8	3	14	63	4.5	13	0
2020	Dolphins	0	0	0	0	0.0	0	0	0	0	0.0	0	0
Went from Miami to N.Y. Jets.													
2020	Jets	3	0	3	13	4.3	5	0	9	67	7.4	21	0
Went from N.Y. Jets to L.A. Chargers.													
2020	Chargers	7	2	88	290	3.3	17	3	20	99	5.0	16	0
2020	TOTAL	10	2	91	303	3.3	17	3	29	166	5.7	21	0
NFL TOTALS		34	8	201	629	3.1	75T	7	52	285	5.5	31	0

KALEN BALLAGE'S NFL REGULAR SEASON RETURN STATISTICS

KICKOFF RETURNS							PUNT RETURNS					
DATE	TEAM	RET.	YDS.	AVG.	LG	TD	NO.	FC	YDS.	AVG.	LG	TD
2018	Dolphins	2	26	13.0	16	0	0	0	0	0.0	0	0
2019	Dolphins	0	0	0.0	0	0	0	0	0	0.0	0	0
2020	Dolphins	0	0	0.0	0	0	0	0	0	0.0	0	0
2020	Jets	0	0	0.0	0	0	0	0	0	0.0	0	0
2020	Chargers	0	0	0.0	0	0	0	0	0	0.0	0	0
2020	TOTAL	0	0	0.0	0	0	0	0	0	0.0	0	0
NFL TOTALS		2	26	13.0	16	0	0	0	0	0.0	0	0

100-YARD RUSHING GAMES (1): REGULAR SEASON

DATE	TEAM	ATT.	YDS.	AVG.	LG	TD
12/16/18	at Vikings	12	123	10.3	75t	1



ZACH BANNER

OFFENSIVE TACKLE

HEIGHT: 6-8

BIRTHPLACE Lakewood, WA

WEIGHT: 335

HOW ACQUIRED: FA '19

COLLEGE: USC

NFL EXPERIENCE: 5th year

BORN: Dec. 25, 1993 (27)

PRO CAREER

- ✦ Has played in 23 games (two starts) over his four-year NFL career (Browns 2017; Colts 2017; Steelers 2018-20)
- ✦ Made NFL debut in Week 10 of 2017 at Detroit
- ✦ Made NFL starting debut in Week 12 of 2019 at Cincinnati

2020 (STEELERS)

- ✦ Played in one regular-season game (one start) before suffering a season-ending injury
- ✦ Earned second career start in Week 1 at N.Y. Giants
- ✦ Placed on the Reserve/Injured List in Week 2 and missed the rest of the season

2019 (STEELERS)

- ✦ Played in 14 regular-season games (one start)
- ✦ Made his Steelers debut in Week 2 vs. Seattle
- ✦ Made NFL starting debut in Week 12 at Cincinnati

2018 (STEELERS)

- ✦ Inactive for all 16 regular-season games

2017 (BROWNS/COLTS)

- ✦ Played in eight regular-season games (no starts) for Cleveland
- ✦ Spent training camp with Indianapolis before being released prior to Week 1

ZACH BANNER'S NFL REGULAR SEASON DEFENSIVE STATISTICS

				TACKLES										INTERCEPTIONS					O. FUMB			ST			MISC		
DATE	TEAM	GP	GS	TK	S	A	TFL	YDS	SK	YDS	QBH	NO	YDS	LG	TD	PD	FF	FR	YDS	TK	S	A	FF	FR	S	A	
2017	Browns	8	0	0	0	0	0	0.0	0.0	0.0	0	0	YDS	0	0	0	0	0	0	0	0	0	0	0	0	0	
Went from Cleveland to Indianapolis.																											
2017	Colts	0	0	0	0	0	0	0.0	0.0	0.0	0	0	0	0	0	0	0	0	0	0	0	0	0	0	0	0	
2017	TOTAL	8	0	0	0	0	0	0.0	0.0	0.0	0	0	0	0	0	0	0	0	0	0	0	0	0	0	0	0	
2018	Steelers	0	0	0	0	0	0	0.0	0.0	0.0	0	0	0	0	0	0	0	0	0	0	0	0	0	0	0	0	
2019	Steelers	14	1	0	0	0	0	0.0	0.0	0.0	0	0	0	0	0	0	0	0	0	0	0	0	0	0	0	0	
2020	Steelers	1	1	0	0	0	0	0.0	0.0	0.0	0	0	0	0	0	0	0	0	0	0	0	0	0	0	0	0	
NFL TOTALS		23	2	0	0	0	0	0.0	0.0	0.0	0	0	0	0	0	0	0	0	0	0	0	0	0	0	0	0	

ZACH BANNER'S NFL POSTSEASON DEFENSIVE STATISTICS


		TACKLES										INTERCEPTIONS					O. FUMB			ST			MISC			
DATE	TEAM	GP	GS	TK	S	A	TFL	YDS	SK	YDS	QBH	NO	YDS	LG	TD	PD	FF	FR	YDS	TK	S	A	FF	FR	S	A
2020	Steelers	0	0	0	0	0	0	0	0.0	0.0	0	0	0	0	0	0	0	0	0	0	0	0	0	0	0	0
NFL TOTALS		0	0	0	0	0	0	0	0.0	0.0	0	0	0	0	0	0	0	0	0	0	0	0	0	0	0	0

ZACH BANNER'S NFL REGULAR SEASON STATISTICS

DATE	TEAM	GP	GS
2017	Browns	8	0
Went from Cleveland to Indianapolis.			
2017	Colts	0	0
2017	TOTAL	8	0
2018	Steelers	0	0
2019	Steelers	14	1
2020	Steelers	1	1
NFL TOTALS		23	2

ZACH BANNER'S NFL POSTSEASON STATISTICS

DATE	TEAM	GP	GS
2020	Steelers	0	0
NFL TOTALS		0	0



MARCUS BAUGH

TIGHT END

HEIGHT: 6-4
WEIGHT: 245
COLLEGE: Ohio State
BORN: Dec. 9, 1994 (26)

BIRTHPLACE: Riverside, CA
HOW ACQUIRED: FA '21
NFL EXPERIENCE: 2nd year

MARCUS BAUGH'S NFL REGULAR SEASON RUSHING/RECEIVING STATISTICS

DATE	TEAM	GP	GS	RECEIVING				TD	RUSHING				
				NO.	YDS.	AVG.	LG		NO.	YDS.	AVG.	LG	TD
2018	Raiders	0	0	0	0	0.0	0	0	0	0	0.0	0	0
2019	Raiders	0	0	0	0	0.0	0	0	0	0	0.0	0	0
Went from Oakland to Carolina.													
2019	Panthers	0	0	0	0	0.0	0	0	0	0	0.0	0	0
2019	TOTAL	0	0	0	0	0.0	0	0	0	0	0.0	0	0
2020	Washington	8	1	1	2	2.0	2	0	0	0	0.0	0	0
NFL TOTALS		8	1	1	2	2.0	2	0	0	0	0.0	0	0

MARCUS BAUGH'S NFL POSTSEASON RUSHING/RECEIVING STATISTICS


DATE	TEAM	GP	GS	RECEIVING				TD	RUSHING				
				NO.	YDS.	AVG.	LG		NO.	YDS.	AVG.	LG	TD
2020	Washington	1	0	0	0	0.0	0	0	0	0	0.0	0	0
NFL TOTALS		1	0	0	0	0.0	0	0	0	0	0.0	0	0

MARCUS BAUGH'S NFL REGULAR SEASON RETURN STATISTICS

KICKOFF RETURNS							PUNT RETURNS						
DATE	TEAM	RET.	YDS.	AVG.	LG	TD	NO.	FC	YDS.	AVG.	LG	TD	
2018	Raiders	0	0	0.0	0	0	0	0	0	0.0	0	0	
2019	Raiders	0	0	0.0	0	0	0	0	0	0.0	0	0	
2019	Panthers	0	0	0.0	0	0	0	0	0	0.0	0	0	
2019	TOTAL	0	0	0.0	0	0	0	0	0	0.0	0	0	
2020	Washington	0	0	0.0	0	0	0	0	0	0.0	0	0	
NFL TOTALS		0	0	0.0	0	0	0	0	0	0.0	0	0	

MARCUS BAUGH'S NFL POSTSEASON RETURN STATISTICS

KICKOFF RETURNS							PUNT RETURNS						
DATE	TEAM	RET.	YDS.	AVG.	LG	TD	NO.	FC	YDS.	AVG.	LG	TD	
2020	Washington	0	0	0.0	0	0	0	0	0	0.0	0	0	
NFL TOTALS		0	0	0.0	0	0	0	0	0	0.0	0	0	



JORDAN BERRY

PUNTER

HEIGHT: 6-5
WEIGHT: 195
COLLEGE: Eastern Kentucky
BORN: Mar. 18, 1991 (30)

BIRTHPLACE: Melbourne, Victoria, Australia
HOW ACQUIRED: FA '15
NFL EXPERIENCE: 7th year

PRO CAREER

- ✦ Entering 2021, ranks tied for first in franchise history in punts landed inside the 20-yard line (154), tied for second in longest punt (79 vs. Arizona, 10/18/15), third in highest punt average (44.4) and fourth in punts (385)
- ✦ Owns three of the top 10 single-season punting averages in franchise history (min. 40 punts), including fourth in 2020 (45.8), sixth in 2016 (45.6) and seventh in 2019 (45.5)

2020 (STEELERS)

- ✦ Saw action in 11 games during the regular season and one game in the postseason
- ✦ Registered third season with a net punting average of at least 40.5 yards per punt (40.5)

2019 (STEELERS)

- ✦ Saw action in all 16 games during the regular season
- ✦ Landed 24 punts inside the 20-yard line
- ✦ Set a regular-season franchise record for highest net punting average (40.9)

2018 (STEELERS)

- ✦ Saw action in all 16 games during the regular season
- ✦ Landed 28 punts inside the 20-yard line, tying both a career high and the fifth-most in a single season in franchise history since the statistic was first tracked in 1976
- ✦ Registered his fourth consecutive season handling the team's punting duties and landing at least 25 punts inside the 20-yard line
- ✦ Third Steeler in team history to land 100 punts inside the 20-yard line in their regular-season career

2017 (STEELERS)

- ✦ Saw action in all 16 games during the regular season
- ✦ Landed 26 punts inside the opponents' 20-yard line

2016 (STEELERS)

- ✦ Saw action in all 16 games during the regular season and in all three postseason contests
- ✦ Seventh Steeler in team history to land 50 punts inside the opponent's 20-yard line in their regular-season career

2015 (STEELERS)

- ✦ Played in all 16 regular-season games and in both postseason contests
- ✦ Five percent (28-of-59) of his punts during the regular season landed inside the opponent's 20-yard line, the best percentage of punts landed inside the opponent's 20-yard line by a Steeler since the statistic was first tracked in 1976
- ✦ His 28 punts downed inside the 20-yard line tied the fifth-most in a single season in team history since the statistic was first tracked in 1976
- ✦ Recorded his first career special teams tackle 10/25 at Kansas City

JORDAN BERRY'S NFL REGULAR SEASON PUNTING STATISTICS

DATE	TEAM	GP	NO.	YDS.	AVG.	OPP. RET.	YDS.	NET YDS.	AVG.	TB	IN20	LG	BK
2015	Steelers	16	59	2,511	42.6	19	165	2,306	39.1	2	28	79	0
2016	Steelers	16	68	3,100	45.6	28	269	2,771	40.2	3	25	64	1
2017	Steelers	16	64	2,763	43.2	23	177	2,546	39.8	2	26	62	0
2018	Steelers	16	63	2,753	43.7	17	227	2,446	38.8	4	28	69	0
2019	Steelers	16	74	3,368	45.5	29	265	3,023	40.9	4	24	69	0
2020	Steelers	11	57	2,609	45.8	21	242	2,307	40.5	3	23	62	0
NFL TOTALS		91	385	17,104	44.4	137	1,345	15,399	39.9	18	154	79	1

JORDAN BERRY'S NFL POSTSEASON PUNTING STATISTICS

DATE	TEAM	GP	NO.	YDS.	AVG.	OPP. RET.	YDS.	NET YDS.	AVG.	TB	IN20	LG	BK
2015	Steelers	2	13	531	40.8	3	76	435	33.5	1	4	52	0
2016	Steelers	3	7	268	38.3	1	9	239	34.1	1	2	47	0
2017	Steelers	1	2	79	39.5	0	0	59	29.5	1	0	40	0
2020	Steelers	1	3	125	41.7	1	8	97	32.3	1	1	59	0
NFL TOTALS		7	25	1,003	40.1	5	93	830	33.2	4	7	59	0

**CHRIS BOSWELL** KICKER

HEIGHT: 6-2 BIRTHPLACE: Fort Worth, TX
 WEIGHT: 185 HOW ACQUIRED: FA '15
 COLLEGE: Rice NFL EXPERIENCE: 7th year
 BORN: Mar. 16, 1991 (30)

PRO CAREER

- ✦ Earned a Pro Bowl selection in 2017
- ✦ Has played in 87 games over his six-year NFL career (all with the Steelers)
- ✦ Totaled 642 career points on 146 field goals and 204 extra-points made
- ✦ Registered a touchback on 246 of his 470 career kickoffs (52.3%)
- ✦ Twice Named AFC Special Teams Player of the Month (December 2015, January 2015)
- ✦ Twice Named AFC Special Teams Player of the Week (Week 6, 2015 and Week 13, 2017)

CAREER HIGHLIGHTS (REGULAR SEASON)

- ✦ Entering 2021, ranks fourth in franchise history with 642 career points
- ✦ Entering 2021, ranks tied for third in franchise history with 146 career field goals made
- ✦ Entering 2021, ranks fourth in franchise history with 166 career field goals attempted
- ✦ Entering 2021, owns the franchise record in career field goal percentage (146-166, .880)
- ✦ Entering 2021, owns the franchise record in single-season field goal percentage (2020, 19-20, .950)
- ✦ Entering 2021, owns the franchise record with 25 consecutive field goals made (2019-20, 25)
- ✦ Entering 2021, ranks fourth in franchise history with 204 career extra-points made
- ✦ Entering 2021, ranks fourth in franchise history with 216 career extra-points attempted
- ✦ Entering 2021, has recorded nine field goals of 50-yards or more in his NFL career
- ✦ Entering 2021, his 88.0 field goal percentage ranks third among all NFL kickers with at least 160 field goal attempts since 2015
- ✦ Sixth player in team history with at least 100 field goals made
- ✦ Made at least 20 field goals in four of his six seasons in the NFL
- ✦ Has converted three or more field goals in a game 23 times
- ✦ Has converted four or more field goals in a game 10 times
- ✦ Has recorded five game-winning field goals in his regular-season career (field goals within one minute of regulation or overtime)

- Has completed two seasons (2016:36-36 / 2019:28-28) without missing an extra point
- In 2019, finished the season with a field goal percentage of 93.5, the second-highest single season field goal percentage in franchise history
- Set a single-season franchise record for field goals made in 2017 (35)
- Set a single-season franchise record for points in 2017 (142)
- One of four players to convert all field goal attempts of 50+ yards in 2017
- First player to kick three field goals to win three consecutive games (2017), with the clock reading 0:00 at the end of the play since 2004 (Ryan Longwell)
- Tied franchise regular-season single game record for most field goals made (6, Week 16 of 2016 at Cincinnati)
- Set franchise regular-season record in 2015 for most field goals made by a rookie/first-year player with 29
- Set franchise regular-season record in 2015 for most points (113) by a rookie/first-year player
- His 90.6 single-season field goal percentage in 2015 ranked first among rookie/first-year players in franchise history (min. 10 attempts)

CAREER HIGHLIGHTS (POSTSEASON)

- Has played in seven postseason games over his six-year NFL career (all with the Steelers)
- Totalled 60 career points on 16 field goals and 12 extra-points made
- Registered a touchback on 19 of his 41 career postseason kickoffs (58.1%)
- Has made 16 postseason field goals, which ranks tied for first in franchise history (Jeff Reed, 16)
- Became the first player in NFL postseason history to convert each of his first 16 field goal attempts during the 2016 postseason
- Extended his NFL playoff record for consecutive field goals made to begin a postseason career to 16 with a 49-yard field goal vs. Cleveland in the Wild Card round of 2020 playoffs
- Scored 61 career postseason points, which ranks sixth in franchise history
- Set the NFL and Steelers' record for most field goals made in a single postseason game (6, AFC Divisional Playoff 1/15 at Kansas City) during the 2016 postseason
- Set the team record for most field goals made (eight) in a single postseason in team history during the 2016 postseason

2020 (STEELERS)

- Saw action in all 16 games during the regular season and the AFC Divisional Playoff game vs. Cleveland
- Converted 19 of 20 field goals for a career-high 95.0 field goal percentage – the highest single season field goal percentage in franchise history
- Made a franchise record 25 consecutive field goals, which was the longest active streak in the NFL when it ended in Week 11 of 2020 at Jacksonville

2019 (STEELERS)

- Saw action in 16 games
- Converted 29 of 31 field goals for a career-high 93.5 field goal percentage – the second-highest single season field goal percentage in franchise history
- Sixth player in team history with at least 100 field goals made

2018 (STEELERS)

- Saw action in 15 games
- Converted 13 of 20 field goals and added a career-high 43 extra points, which marked the eighth-most in a season in team history
- Converted seven extra points – tied for the second-most in a single game in team history.

2017 (STEELERS)

- Saw action in all 16 games during the regular season and the AFC Divisional Playoff game vs. Jacksonville
- Set single-season franchise records for field goals made (35) and points (142)
- Finished tied for fourth in the NFL in points and tied for fifth in field goals made
- Converted all field goal attempts of 50+ yards
- Recorded four game-winning field goals (field goals within one minute of regulation or overtime)
- Kicked three field goals to win games with the clock reading 0:00 at the end of the play, tying the most in single-season history since the merger in 1970
- Broke a tie with Mike Clark (1964-67: 57) for the sole possession of the eighth-most field goals made in franchise history on his 29-yard field goal in the first quarter vs. Jacksonville in Week 5
- Surpassed Lou Michaels (62) for the seventh-most field goals made in franchise history vs. Cincinnati in Week 7
- Converted five field goal attempts, (22-, 24-, 41-, 49- and 25-yards), tying as the fourth-most in a single-game in franchise history and the second-most in his NFL career (6, Dec. 18, 2016 at Cincinnati) vs. Cincinnati in Week 7
- Named AFC Special Teams Player of the Week in Week 13 at Cincinnati when he converted each of his three field goal attempts, 30-, 37- and 38-yards
- His 38-yard game-winning field goal was the fourth game-winning kick in his regular-season career (within one minute of regulation or overtime)

2016 (STEELERS)

- Played in 15 games during the regular season (inactive due to an abdominal injury 12/4 vs. N.Y. Giants) and in all three postseason contests
- Connected on a single-season career-high 11 made field goals from 40-49 yards during the regular season
- Perfect 36-of-36 on PATs during the regular season
- Totalled a single-season career-high 49 touchbacks in the regular season
- Connected on eight-of-eight on FGs during the postseason, setting a franchise record for most field goals made in a single postseason in franchise history
- Set the franchise record for most field goals made from 40 yards or longer in a single game (five) in Week 15 at Cincinnati
- His five made field goals from 40 yards or longer are tied for the most in a single game in NFL history (Mason Crosby, 11/22/15) since 1960
- Set the NFL and Steelers' record for most field goals made in a single postseason game (six) at Kansas City in the AFC Divisional Playoff
- First Steeler to record multiple games with at least four made field goals during the postseason

2015 (STEELERS)

- Saw action in 12 games during the regular season and in both postseason contests after being signed on October 3
- His 29 made field goals during the regular season are tied for the sixth-most field goals made in a single regular season in team history
- His 90.6% field goal accuracy is tied for sixth on the team's all-time single regular season field goal percentage list
- Seventh kicker in team history to record 110 points in a single season
- Second player in team history (Gary Anderson, 1989) to record multiple games with at least three made field goals in a single postseason
- Made all four of his field goal attempts (47, 48, 51 and 28) vs. Arizona in Week 6 and was named AFC Special Teams Player of the Week
- Connected on a game-winning 18-yarder – first of his career – with two seconds remaining in the game vs. Oakland in Week 9
- Totalled at least 10 points in six straight games, tying a franchise record held by Gary Anderson (1985)
- Kicked a game-winning 35-yarder with 14 seconds remaining in the AFC Wild Card Game at Cincinnati and set the record for the most field goals made by a rookie/first-year player in a playoff game
- Ninth rookie/first-year kicker in NFL history to reach 20 points in a single postseason
- His seven field goals made in a single postseason were the second-most in NFL history by a rookie/first-year player

2014 (TEXANS)

- Spent one week (Week 3) on the Texans' practice squad

CHRIS BOSWELL'S NFL REGULAR SEASON KICKING STATISTICS

DATE	TEAM	GP	FGM	FGA	PCT.	LG	XP	XPA	PCT.	BLK	PTS
2015	Steelers	12	29	32	90.6	51	26	27	96.3	0	113
2016	Steelers	15	21	25	84.0	49	36	36	100.0	1	99
2017	Steelers	16	35	38	92.1	53	37	39	94.9	1	142
2018	Steelers	15	13	20	65.0	50	43	48	89.6	1	82
2019	Steelers	16	29	31	93.5	51	28	28	100.0	0	115
2020	Steelers	13	19	20	95.0	59	34	38	89.5	0	91
NFL TOTALS		87	146	166	88.0	59	204	216	94.4	3	642

CHRIS BOSWELL'S NFL POSTSEASON KICKING STATISTICS

DATE	TEAM	GP	FGM	FGA	PCT.	LG	XP	XPA	PCT.	BLK	PTS
2015	Steelers	2	7	7	100.0	47	1	1	100.0	0	22
2016	Steelers	3	8	8	100.0	45	3	5	60.0	0	27
2017	Steelers	1	0	0	0.0	0	6	6	100.0	0	6
2020	Steelers	1	1	1	100.0	49	2	2	100.0	0	5
NFL TOTALS		7	16	16	100.0	49	12	14	85.7	0	60

CHRIS BOSWELL'S NFL REGULAR SEASON FIELD-GOAL ACCURACY STATISTICS

DATE	TEAM	1-19	PCT.	20-29	PCT.	30-39	PCT.	40-49	PCT.	50+	PCT.
2015	Steelers	1-1	100.0	9-9	100.0	8-8	100.0	9-12	75.0	2-2	100.0
2016	Steelers	0-0	0.0	2-2	100.0	8-9	88.9	11-12	91.7	0-2	0.0
2017	Steelers	0-0	0.0	10-10	100.0	12-14	85.7	9-10	90.0	4-4	100.0
2018	Steelers	0-0	0.0	3-3	100.0	4-6	66.7	5-10	50.0	1-1	100.0
2019	Steelers	1-1	100.0	11-11	100.0	7-7	100.0	9-10	90.0	1-2	50.0
2020	Steelers	0-0	0.0	5-5	100.0	6-6	100.0	7-8	87.5	1-1	100.0
NFL TOTALS		2-2	100.0	40-40	100.0	45-50	90.0	50-62	80.6	9-12	75.0

CHRIS BOSWELL'S NFL POSTSEASON FIELD-GOAL ACCURACY STATISTICS

DATE	TEAM	1-19	PCT.	20-29	PCT.	30-39	PCT.	40-49	PCT.	50+	PCT.
2015	Steelers	0-0	0.0	1-1	100.0	4-4	100.0	2-2	100.0	0-0	0.0
2016	Steelers	0-0	0.0	2-2	100.0	3-3	100.0	3-3	100.0	0-0	0.0
2017	Steelers	0-0	0.0	0-0	0.0	0-0	0.0	0-0	0.0	0-0	0.0
2020	Steelers	0-0	0.0	0-0	0.0	0-0	0.0	1-1	100.0	0-0	0.0
NFL TOTALS		0-0	0.0	3-3	100.0	7-7	100.0	6-6	100.0	0-0	0.0



ANTOINE BROOKS JR. SAFETY

HEIGHT: 5-11 BIRTHPLACE Lanham, MD
WEIGHT: 210 HOW ACQUIRED: D6 '20
COLLEGE: Maryland NFL EXPERIENCE: 2nd year
BORN: Oct. 28, 1997 (23)

PRO CAREER

✦ Played in four games (no starts) as a rookie in 2020

2020 (STEELERS)


✦ Played in four games, primarily on special teams

ANTOINE BROOKS JR.'S NFL REGULAR SEASON DEFENSIVE STATISTICS

DATE	TEAM	GP	GS	TACKLES							INTERCEPTIONS					O. FUMB			ST				MISC	
				TK	S	A	TFL	YDS	SK	YDS	QBH	NO	YDS	LG	TD	PD	FF	FR	YDS	TK	S	A	FF	FR
2020	Steelers	4	0	2	1	1	0	0	0.0	0.0	0	0	0	0	0	0	0	0	0	0	0	0	0	0
NFL TOTALS		4	0	2	1	1	0	0	0.0	0.0	0	0	0	0	0	0	0	0	0	0	0	0	0	0

ANTOINE BROOKS JR.'S NFL POSTSEASON DEFENSIVE STATISTICS

DATE	TEAM	GP	GS	TACKLES							INTERCEPTIONS				O. FUMB				ST				MISC	
				TK	S	A	TFL	YDS	SK	YDS	QBH	NO	YDS	LG	TD	PD	FF	FR	YDS	TK	S	A	FF	FR
2020	Steelers	0	0	0	0	0	0	0.0	0.0	0	0	0	0	0	0	0	0	0	0	0	0	0	0	0
NFL TOTALS		0	0	0	0	0	0	0.0	0.0	0	0	0	0	0	0	0	0	0	0	0	0	0	0	0



29

SHAKUR BROWN

CORNERBACK

HEIGHT: 5-11

WEIGHT: 190

COLLEGE: Michigan State

BORN: Feb. 11, 1999 (22)

BIRTHPLACE Stockbridge, GA

HOW ACQUIRED: UDFA '21

NFL EXPERIENCE: R

PRO CAREER

- ✦ Has yet to make NFL debut



96

ISAIAH BUGGS

DEFENSIVE END

HEIGHT: 6-3

WEIGHT: 295

COLLEGE: Alabama

BORN: Aug. 24, 1996 (24)

BIRTHPLACE Ruston, LA

HOW ACQUIRED: D6b '19

NFL EXPERIENCE: 3rd year

PRO CAREER

- ✦ Has played in 19 games (one start) in two-year NFL career
- ✦ Made NFL debut in Week 8 of 2019 vs. Miami
- ✦ Has registered 14 tackles (nine solo) and one quarterback hit

2020 (STEELERS)

- ✦ Saw action in 10 games (one start)
- ✦ Recorded 11 tackles (seven solo) and one quarterback hit
- ✦ Made NFL starting debut in Week 9 at Dallas
- ✦ Registered a career-high five tackles (three solo) and one quarterback hit in Week 8 at Baltimore

2019 (STEELERS)


- ✦ Saw action in nine games as a rookie (no starts)
- ✦ Finished the season with three tackles (two solo)
- ✦ Made NFL debut in Week 8 vs. Miami

ISAIAH BUGGS' NFL REGULAR SEASON DEFENSIVE STATISTICS

		TACKLES										INTERCEPTIONS				O. FUMB			ST			MISC				
DATE	TEAM	GP	GS	TK	S	A	TFL	YDS	SK	YDS	QBH	NO	YDS	LG	TD	PD	FF	FR	YDS	TK	S	A	FF	FR	S	A
2019	Steelers	9	0	3	2	1	0	0	0.0	0.0	0	0	0	0	0	0	0	0	0	0	0	0	0	0	0	0
2020	Steelers	10	1	11	7	4	0	0	0.0	0.0	1	0	0	0	0	0	0	0	0	0	0	0	0	0	0	0
NFL TOTALS		19	1	14	9	5	0	0	0.0	0.0	1	0	0	0	0	0	0	0	0	0	0	0	0	0	0	0

ISAIAH BUGGS' NFL POSTSEASON DEFENSIVE STATISTICS

DATE	TEAM	GP	GS	TACKLES							INTERCEPTIONS					O. FUMB			ST			MISC		
				TK	S	A	TFL	YDS	SK	YDS	QBH	NO	YDS	LG	TD	PD	FF	FR	YDS	TK	S	A	FF	FR
2020	Steelers	0	0	0	0	0	0	0.0	0.0	0	0	0	0	0	0	0	0	0	0	0	0	0	0	0
NFL TOTALS		0	0	0	0	0	0	0.0	0.0	0	0	0	0	0	0	0	0	0	0	0	0	0	0	0



33

CALVIN BUNDAGE

LINEBACKER

HEIGHT: 6-1

WEIGHT: 220

COLLEGE: Oklahoma State

BORN: Apr. 8, 1998 (23)


BIRTHPLACE Edmond, OK

HOW ACQUIRED: UDFA '21

NFL EXPERIENCE: R

PRO CAREER

- Has yet to make NFL debut



DEVIN BUSH

LINEBACKER

HEIGHT: 5-11 BIRTHPLACE: Pembroke Pines, FL

WEIGHT: 234 HOW ACQUIRED: D1' 19

COLLEGE: Michigan NFL EXPERIENCE: 3rd year

BORN: Jul. 18, 1998 (23)

PRO CAREER

- Has played in 21 games (20 starts) in two-year NFL career
- Has registered 135 tackles (88 solo), nine tackles for loss, seven passes defended, four fumble recoveries, four quarterback hits, 2.0 sacks, two interceptions, one forced fumble and one fumble return for TD
- In 2019, led the team and all NFL rookies in tackles (109), solo tackles (72) and ranked fourth in both categories in TFLs (nine)
- Only Steelers rookie ever to eclipse 100 tackles
- First NFL rookie with a fumble return for a TD and an interception in the same game since safety Eddie Jackson of the Chicago Bears vs. Carolina on Oct. 22, 2017 and the 11th since the 1970s AFL-NFL merger
- First Steelers rookie, and just the second NFL rookie since the 1970 AFL-NFL merger, with a fumble return for a TD and an interception in the same game (Delton Hall accomplished the feat vs. San Francisco on Sept. 13, 1987)

2020 (STEELERS)

- Saw action in five regular-season games (five starts) before suffering a season-ending knee injury in Week 5 vs. Cleveland
- Recorded 26 tackles (16 solo), three passes defended, two quarterback hits and 1.0 sack

2019 (STEELERS)

- Saw action in all 16 regular-season games (15 starts)
- Led the team in total tackles (109) and solo tackles (72), tied for the team-lead in fumble recoveries (four), tied for third on the team in interceptions (two) and ranked fourth on the team in TFLs (nine)
- Led all NFL rookies in total tackles and solo tackles, tied for second in fumble recoveries, ranked fourth in TFLs and tied for third in interceptions
- His four fumble recoveries tied for second most in the NFL
- Involved in seven of the Steelers' league-leading 38 forced turnovers (four fumble recoveries, two interceptions and one forced fumble)
- His six total takeaways (interceptions and fumble recoveries) led all NFL rookies and rank tied for fourth in the NFL
- First NFL rookie with at least 95 tackles, four fumble recoveries, two interceptions and one forced fumble in a season since Minnesota's Chad Greenway in 2007

Fifth Steeler with a fumble return for a TD and an interception in the same game (Delton Hall accomplished the feat vs. San Francisco on Sept. 13, 1987)

- First Steelers rookie with a fumble return for TD since Javon Hargrave at Cleveland on Nov. 20, 2016
- Made his NFL debut starting at inside linebacker and led the team with 11 tackles (seven solo) in Week 1 at New England
- Recorded seven tackles (three solo) and recovered a Seattle fumble in the fourth quarter, setting the Steelers up for a TD on the following play, in Week 2 vs. Seattle
- Led the team with 11 tackles (nine solo) and recovered two San Francisco fumbles on back-to-back drives in Week 3 at San Francisco
- Finished with eight tackles (five solo) and registered his first career interception (QB Lamar Jackson in the red zone) in Week 5 vs. Baltimore
- Led the team with seven tackles (four solo) and collected a nine-yard fumble return for a TD and intercepted Phillip Rivers in Week 6 at L.A. Chargers


Registered a career-high 12 tackles (11 solo) in Week 17 at Baltimore

DEVIN BUSH'S NFL REGULAR SEASON DEFENSIVE STATISTICS

		TACKLES										INTERCEPTIONS					O. FUMB				ST				MISC.	
DATE	TEAM	GP	GS	TK	S	A	TFL	YDS	SK	YDS	QBH	NO	YDS	LG	TD	PD	FF	FR	YDS	TK	S	A	FF	FR	S	A
2019	Steelers	16	15	109	72	37	9	17	1.0	9.0	2	2	6	6	0	4	1	4	20	0	0	0	0	0	0	0
2020	Steelers	5	5	26	16	10	0	0	1.0	6.5	2	0	0	0	0	3	0	0	0	0	0	0	0	0	0	0
NFL TOTALS		21	20	135	88	47	9	17	2.0	15.5	4	2	6	6	0	7	1	4	20	0	0	0	0	0	0	0

DEVIN BUSH'S NFL POSTSEASON DEFENSIVE STATISTICS

TACKLES										INTERCEPTIONS					O. FUMB			ST				MISC				
DATE	TEAM	GP	GS	TK	S	A	TFL	YDS	SK	YDS	QBH	NO	YDS	LG	TD	PD	FF	FR	YDS	TK	S	A	FF	FR	S	A
2020	Steelers	0	0	0	0	0	0	0.0	0.0	0.0	0	0	0	0	0	0	0	0	0	0	0	0	0	0	0	0
NFL TOTALS		0	0	0	0	0	0	0.0	0.0	0.0	0	0	0	0	0	0	0	0	0	0	0	0	0	0	0	0



84

RICO BUSSEY


WIDE RECEIVER

HEIGHT: 6-2
WEIGHT: 190
COLLEGE: Hawaii
BORN: Feb. 25, 1998 (23)

BIRTHPLACE Lawton, OK
HOW ACQUIRED: UDFA '21
NFL EXPERIENCE: R

PRO CAREER

- ✦ Has yet to make NFL debut



57

KAMERON CANADAY

LONG SNAPPER

HEIGHT: 6-4
WEIGHT: 245
COLLEGE: Portland State
BORN: Aug. 20, 1993 (27)

BIRTHPLACE Eugene, OR
HOW ACQUIRED: FA '17
NFL EXPERIENCE: 5th year

PRO CAREER

- ✦ Has played in 67 games in five-year NFL career (Cardinals 2016; Steelers 2017-20)
- ✦ Has registered five tackles (four solo) on special teams
- ✦ Made NFL debut in Week 1 of 2016

2020 (STEELERS)

- ✦ Handled all the team's long-snapping duties for the fourth straight season
- ✦ Held for Chris Boswell, who owns the franchise record with 25 consecutive field goals made (2019-20)

2019 (STEELERS)

- ✦ Handled all the team's long-snapping duties for the third straight season

2018 (STEELERS)

- ✦ Handled all the team's long-snapping duties for the second straight season

2017 (STEELERS)

- ✦ Handled all the team's long-snapping duties, including for K Chris Boswell's franchise record-setting season with 35 field goals made and 142 points
- ✦ Made his Steelers debut and recorded one special teams tackle in Week 1 vs. Cleveland

2016 (CARDINALS)


- ✦ Served as the long-snapper for the first three regular-season games before being released on Sept. 27

KAMERON CANADAY'S NFL REGULAR SEASON STATISTICS

DATE	TEAM	GP
2016	Cardinals	3
2017	Steelers	16
2018	Steelers	16
2019	Steelers	16
2020	Steelers	16
NFL TOTALS		67

KAMERON CANADAY'S NFL POSTSEASON STATISTICS

DATE	TEAM	GP
2017	Steelers	1
2020	Steelers	1
NFL TOTALS		2




T.J. CARTER

DEFENSIVE LINEMAN

HEIGHT: 6-4 BIRTHPLACE Mableton, GA
 WEIGHT: 289 HOW ACQUIRED: FA-20
 COLLEGE: Kentucky NFL EXPERIENCE: 1st year
 BORN: Sep. 15, 1998 (22)

PRO CAREER

- ✦ Has yet to make NFL debut



CHASE CLAYPOOL

WIDE RECEIVER

HEIGHT: 6-4 BIRTHPLACE Abbotsford, British Columbia, Canada
 WEIGHT: 238 HOW ACQUIRED: D2 '20
 COLLEGE: Notre Dame NFL EXPERIENCE: 2nd year
 BORN: Jul. 7, 1998 (23)

PRO CAREER

- ✦ Played in 16 games (six starts) as a rookie in 2020
- ✦ Has caught 62 passes for 873 yards and nine TDs
- ✦ Has rushed 10 times for 16 yards and two TDs
- ✦ Drafted by the Steelers in the second round (49th overall) of the 2020 NFL Draft

2020 (STEELERS)

- ✦ Led the Steelers in receiving TDs (tied w/ nine), yards/catch (14.1) and total TDs (11)
- ✦ Ranked second on the Steelers in receiving yards (873)
- ✦ His nine receiving TDs in 2020 led all rookies
- ✦ His 11 total TDs in 2020 led all rookie wideouts and ranked tied for second regardless of position (Washington RB Antonio Gibson)
- ✦ His 11 TDs in 2020 ranked tied for sixth by a rookie wideout since the 1970 AFL-NFL merger
- ✦ His nine receiving TDs in 2020 ranked tied for ninth by a rookie since the 1970 AFL-NFL merger
- ✦ Registered seven receptions for 110 yards and three TDs, and added a rushing TD, in the Steelers' 38-29 win over Philadelphia in Week 5
- ✦ Third rookie wide receiver to record four TDs in a single game in NFL history, joining Jerry Butler (Sept. 23, 1979) and Harlon Hill (Oct. 31, 1954)
- ✦ Fourth rookie with at least two receiving TDs and one rushing TD in a single game since 1970, joining Lynn Cain (Oct. 14, 1979), Joey Galloway (Nov. 12, 1995) and Kareem Hunt (Sept. 7, 2017)
- ✦ Fourth player since 1990 to register at least three receiving TDs and one rushing TD in a game
- ✦ First Steelers rookie with three TDs in a game since TE Eric Green in 1990
- ✦ First Steelers rookie with four TDs in a game and first Steelers player since Roy Jefferson on November 3, 1968
- ✦ Fourth Steelers rookie in franchise history with at least three TDs, joining Green, RB Franco Harris and E Jimmy Orr
- ✦ First Steelers rookie with a rush TD and reception TD in the same game since Franco Harris at Buffalo (Oct. 29, 1972)
- ✦ First Steelers wideout with a Rush TD and Rec TD in the same game since Hines Ward in Week 9, 2004, against the Eagles
- ✦ Sixth rookie in NFL history to record two Rec TD and a Rush TD in a game, joining Kareem Hunt (2017), Joey Galloway (1995), Lynn Cain (1979), Gale Sayers (1965) and Abner Hayes (1960).
- ✦ Ranked among the rookie leaders in franchise history in TD grabs (nine, tied first), receptions (62, first) and receiving yards (873, third).
- ✦ First rookie wide receiver with multiple TD receptions in a single game since Corey Davis had two at New England on Jan. 13, 2018
- ✦ Ninth rookie and seventh rookie wide receiver to catch multiple TD passes in a single postseason game since the 1970 AFL-NFL merger
- ✦ First wide receiver in the Super Bowl era and the fourth in league history with at least 10 TDs in his first 10 career games, joining Billy Howton (11 TDs in 1952), Bill Groman (10 in 1960) and Harlon Hill (10 in 1954)
- ✦ Caught two TD passes in the Wild Card loss to Cleveland, which tied the NFL rookie postseason record for TD receptions in a game

CHASE CLAYPOOL'S NFL REGULAR SEASON RUSHING/RECEIVING STATISTICS

DATE	TEAM	GP	GS	RECEIVING				TD	RUSHING				TD
				NO.	YDS.	AVG.	LG		NO.	YDS.	AVG.	LG	
2020	Steelers	16	6	62	873	14.1	84t	9	10	16	1.6	8	2
NFL TOTALS		16	6	62	873	14.1	84T	9	10	16	1.6	8	2

CHASE CLAYPOOL'S NFL POSTSEASON RUSHING/RECEIVING STATISTICS

DATE	TEAM	GP	GS	RECEIVING				TD	RUSHING				TD
				NO.	YDS.	AVG.	LG		NO.	YDS.	AVG.	LG	
2020	Steelers	1	1	5	59	11.8	29t	2	0	0	0.0	0	0
NFL TOTALS		1	1	5	59	11.8	29T	2	0	0	0.0	0	0

CHASE CLAYPOOL'S NFL REGULAR SEASON RETURN STATISTICS

KICKOFF RETURNS							PUNT RETURNS					
DATE	TEAM	RET.	YDS.	AVG.	LG	TD	NO.	FC	YDS.	AVG.	LG	TD
2020	Steelers	0	0	0.0	0	0	0	0	0	0.0	0	0
NFL TOTALS		0	0	0.0	0	0	0	0	0	0.0	0	0

CHASE CLAYPOOL'S NFL POSTSEASON RETURN STATISTICS

KICKOFF RETURNS							PUNT RETURNS					
DATE	TEAM	RET.	YDS.	AVG.	LG	TD	NO.	FC	YDS.	AVG.	LG	TD
2020	Steelers	0	0	0.0	0	0	0	0	0	0.0	0	0
NFL TOTALS		0	0	0.0	0	0	0	0	0	0.0	0	0

100-YARD RECEIVING GAMES (2): REGULAR SEASON

DATE	TEAM	NO.	YDS.	AVG.	LG	TD
10/11/20	EAGLES	7	110	15.7	35t	3
01/03/21	at Browns	5	101	20.2	41	1



AVIANTE COLLINS

TACKLE

HEIGHT: 6-4

WEIGHT: 292

COLLEGE: Texas Christian

BORN: Apr. 21, 1993 (28)

BIRTHPLACE Missouri City, TX

HOW ACQUIRED: FA '21

NFL EXPERIENCE: 4th year

PRO CAREER

- ✦ Has played in five games (one start) in four-year career (Vikings 2017-20)
- ✦ Made NFL debut in Week 5 of 2017 at Chicago
- ✦ Made NFL starting debut in Week 17 of 2019 vs. Chicago

2020 (VIKINGS)

- ✦ Spent training camp with Minnesota and had a stint on the Vikings practice squad
- ✦ Promoted to the Minnesota active roster in Week 11

2019 (VIKINGS)

- ✦ Played in two games (one start)
- ✦ Made NFL starting debut in Week 17 vs. Chicago
- ✦ Made season debut on special teams in Week 11 vs. Denver
- ✦ Promoted to the Minnesota active roster in Week 11
- ✦ Inactive for Divisional game at San Francisco and Wild Card game at New Orleans
- ✦ Spent training camp with Minnesota and had a stint on the Vikings practice squad

2018 (VIKINGS)

- ✦ Inactive for Week 1 vs. San Francisco
- ✦ Placed on Reserve/Injured List for the rest of the season

2017 (VIKINGS)


- ✦ Played in three games (no starts)
- ✦ Made NFL debut in Week 5 at Chicago
- ✦ Played in both playoff games (vs. New Orleans and vs. Philadelphia)

AVIANTE COLLINS' NFL REGULAR SEASON STATISTICS

DATE	TEAM	GP	GS
2017	Vikings	3	0
2018	Vikings	0	0
2019	Vikings	2	1
2020	Vikings	0	0
NFL TOTALS		5	1

AVIANTE COLLINS' NFL POSTSEASON STATISTICS

DATE	TEAM	GP	GS
2017	Vikings	2	0
2019	Vikings	0	0
NFL TOTALS		2	0



RASHAAD COWARD

(ruh-SHAOD) OFFENSIVE LINEMAN

HEIGHT: 6-5 BIRTHPLACE: Brooklyn, NY
 WEIGHT: 319 HOW ACQUIRED: FA '21
 COLLEGE: Old Dominion
 BORN: Nov. 6, 1994 (26)

PRO CAREER

- ✦ Has played in 30 games (15 starts) over his four-year NFL career (Bears 2017-20)
- ✦ Appeared in one game as a rookie as a defensive lineman in 2017 after being called up from the practice squad
- ✦ Made the transition from defensive line to offensive line during the 2018 offseason

2020 (BEARS)

- ✦ Appeared in 16 regular-season games (five starts)
- ✦ Started three games at left guard (Weeks 6-8) and two at right tackle (Weeks 9-10)
- ✦ Saw action on special teams in the Wild Card playoff game at the Saints
- ✦ Received his first start of the season at left guard in Week 6 in place of the injured James Daniels

2019 (BEARS)

- ✦ Appeared in 13 regular-season games (10 starts) at right guard
- ✦ Inactive for Weeks 1-2 and 17
- ✦ His 10 starts came after starter Kyle Long was placed on IR

2018 (BEARS)

- ✦ Inactive for all 16 regular-season games and the Wild Card playoff game

2017 (BEARS)


- ✦ Spent time on the Chicago's practice squad before being called up to the active roster Dec. 9

RASHAAD COWARD'S NFL REGULAR SEASON STATISTICS

DATE	TEAM	GP	GS
2017	Bears	1	0
2018	Bears	0	0
2019	Bears	13	10
2020	Bears	16	5
NFL TOTALS		30	15

RASHAAD COWARD'S NFL POSTSEASON STATISTICS

DATE	TEAM	GP	GS
2018	Bears	0	0
2020	Bears	1	0
NFL TOTALS		1	0



ANTHONY COYLE

TACKLE

HEIGHT: 6-4 BIRTHPLACE: Staten Island, NY
 WEIGHT: 298 HOW ACQUIRED: FA' 20
 COLLEGE: Fordham NFL EXPERIENCE: 1st year
 BORN: Sep. 19, 1996 (24)

PRO CAREER

- ✦ Has yet to make NFL debut

2020 (STEELERS)

- ✦ Spent training camp with Pittsburgh and had four separate stints on the Steelers practice squad
- ✦ Promoted to the active roster by the Steelers three times (Week 12 vs. Baltimore, Week 13 vs. Washington, and Week 17 at Cleveland)

2019 (PACKERS/FALCONS/XFL)

- ✦ Spent training camp with the Packers before being released prior to Week 1 of the season
- ✦ Spent two weeks on the Falcons' practice squad
- ✦ Released and drafted by the New York Guardians in the 2020 XFL Draft where he started at guard until the 2020 XFL season was canceled in March

2018 (TEXANS/PACKERS)

- ✦ Spent training camp with the Texans before being released prior to Week 1 of the season

- ✦ Spent nine weeks on the Packers' practice squad
- ✦ Suffered an injury and was placed on the Packers' Practice Squad/Injured list


ANTHONY COYLE'S NFL REGULAR SEASON STATISTICS

DATE	TEAM	GP	GS
2019	Packers	0	0
2019	Falcons	0	0
2019	TOTAL	0	0
2020	Steelers	0	0
NFL TOTALS		0	0

Went from **Green Bay** to **Atlanta**.

ANTHONY COYLE'S NFL POSTSEASON STATISTICS

DATE	TEAM	GP	GS
2020	Steelers	0	0
NFL TOTALS		0	0



CARLOS DAVIS

DEFENSIVE TACKLE

HEIGHT: 6-2
WEIGHT: 320
COLLEGE: Nebraska
BORN: Aug. 22, 1996 (24)

BIRTHPLACE Blue Springs, MO
HOW ACQUIRED: D7 '20
NFL EXPERIENCE: 2nd year

PRO CAREER


- ✦ Played in seven games (no starts) as a rookie in 2020
 - ✦ Made NFL debut in Week 9 of 2020 at Dallas
- 2020 (STEELERS)**
- ✦ Played in seven regular-season game (no starts)
 - ✦ Made NFL debut in Week 9 at Dallas and registered two tackles, two solo, and one tackle for loss
 - ✦ Recorded two tackles, one solo, in Week 16 vs. Indianapolis

CARLOS DAVIS' NFL REGULAR SEASON DEFENSIVE STATISTICS

				TACKLES							INTERCEPTIONS							O. FUMB			ST			MISC		
DATE	TEAM	GP	GS	TK	S	A	TFL	YDS	SK	YDS	QBH	NO	YDS	LG	TD	PD	FF	FR	YDS	TK	S	A	FF	FR	S	A
2020	Steelers	7	0	6	4	2	1	4	0.0	0.0	0	0	0	0	0	0	0	0	0	0	0	0	0	0	0	0
NFL TOTALS		7	0	6	4	2	1	4	0.0	0.0	0	0	0	0	0	0	0	0	0	0	0	0	0	0	0	0

CARLOS DAVIS' NFL POSTSEASON DEFENSIVE STATISTICS

				TACKLES							INTERCEPTIONS							O. FUMB			ST			MISC		
DATE	TEAM	GP	GS	TK	S	A	TFL	YDS	SK	YDS	QBH	NO	YDS	LG	TD	PD	FF	FR	YDS	TK	S	A	FF	FR	S	A
2020	Steelers	1	0	0	0	0	0	0	0.0	0.0	0	0	0	0	0	0	0	0	0	0	0	0	0	0	0	0
NFL TOTALS		1	0	0	0	0	0	0	0.0	0.0	0	0	0	0	0	0	0	0	0	0	0	0	0	0	0	0



STEPHEN DENMARK

CORNERBACK

HEIGHT: 6-2
WEIGHT: 217
COLLEGE: Valdosta State
BORN: Apr. 20, 1996 (25)

BIRTHPLACE Tallahassee, FL
HOW ACQUIRED: FA '21
NFL EXPERIENCE: 1st year

PRO CAREER


- ✦ Has yet to make NFL debut
- 2020 (BROWNS/BEARS)**
- ✦ Had separate stints on both the Browns and Bears 2020 practice squads

2019 (BEARS)

- Spent the duration of the Bears 2019 on the practice squad

STEPHEN DENMARK'S NFL REGULAR SEASON DEFENSIVE STATISTICS

		TACKLES										INTERCEPTIONS					O. FUMB			ST				MISC		
DATE	TEAM	GP	GS	TK	S	A	TFL	YDS	SK	YDS	QBH	NO	YDS	LG	TD	PD	FF	FR	YDS	TK	S	A	FF	FR	S	A
2019	Bears	0	0	0	0	0	0	0	0.0	0.0	0	0	0	0	0	0	0	0	0	0	0	0	0	0	0	0
2020	Bears	0	0	0	0	0	0	0	0.0	0.0	0	0	0	0	0	0	0	0	0	0	0	0	0	0	0	0
NFL TOTALS		0	0	0	0	0	0	0	0.0	0.0	0	0	0	0	0	0	0	0	0	0	0	0	0	0	0	0



JOSHUA DOBBS

QUARTERBACK

HEIGHT: 6-3 BIRTHPLACE Alpharetta, GA

WEIGHT: 210 HOW ACQUIRED: D4 '17

COLLEGE: Tennessee NFL EXPERIENCE: 4th year

BORN: Jan. 26, 1995 (26)

PRO CAREER

- Played in six games (no starts) over his four-year NFL career
- Completed 10-of-17 passes (58.8 percent) for 45 yards
- Rushed for 31 yards on six carries (5.2 yards per rush)
- Drafted by the Steelers in the fourth round (135th overall) of the 2017 NFL Draft

2020 (STEELERS)

- Inactive for 15 games during the regular season
- Played in Week 17 at Cleveland
- Completed 4-of-5 passes for two yards
- Also rushed for 20 yards on two carries (10.0 yards per rush)

2019 (STEELERS)

- Active for eight games during the regular season
- Did not see the field

2018 (STEELERS)

- Saw action in five games during the regular season
- Completed 6-of-12 passes for 43 yards and one interception
- Also added 11 rushing yards on four attempts

2017 (STEELERS)

- Was inactive for 15 games and active for one game but did not play during the regular season

JOSHUA DOBBS' NFL REGULAR SEASON PASSING STATISTICS

DATE	TEAM	GP	GS	ATT.	CMP.	PCT.	YDS	AVG.	TD	INT.	LG	SK	LST	RATE
2017	Steelers	0	0	0	0	0.0	0	0.0	0	0	0	0	0	0.0
2018	Steelers	5	0	12	6	50.0	43	3.6	0	1	22	0	0	24.0
2019	Steelers	0	0	0	0	0.0	0	0.0	0	0	0	0	0	0.0
Went from Pittsburgh to Jacksonville.														
2019	Jaguars	0	0	0	0	0.0	0	0.0	0	0	0	0	0	0.0
2019	TOTAL	0	0	0	0	0.0	0	0.0	0	0	0	0	0	0.0
2020	Steelers	1	0	5	4	80.0	2	0.4	0	0	3	0	0	79.2
TOTALS		6	0	17	10	58.8	45	2.6	0	1	22	0	0	39.1

JOSHUA DOBBS' NFL POSTSEASON PASSING STATISTICS

DATE	TEAM	GP	GS	ATT.	CMP.	PCT.	YDS	AVG.	TD	INT.	LG	SK	LST	RATE
2017	Steelers	0	0	0	0	0.0	0	0.0	0	0	0	0	0	0.0
2020	Steelers	0	0	0	0	0.0	0	0.0	0	0	0	0	0	0.0
TOTALS		0	0	0	0	0.0	0	0.0	0	0	0	0	0	0.0

JOSHUA DOBBS' NFL REGULAR SEASON RUSHING STATISTICS

DATE	TEAM	NO.	YDS.	AVG.	LG	TD
2017	Steelers	0	0	0.0	0	0
2018	Steelers	4	11	2.8	10	0
2019	Steelers	0	0	0.0	0	0
Went from Pittsburgh to Jacksonville.						
2019	Jaguars	0	0	0.0	0	0
2019	TOTAL	0	0	0.0	0	0
2020	Steelers	2	20	10.0	13	0
TOTALS		6	31	5.2	13	0

JOSHUA DOBBS' NFL POSTSEASON RUSHING STATISTICS

DATE	TEAM	NO.	YDS.	AVG.	LG	TD
2017	Steelers	0	0	0.0	0	0
2020	Steelers	0	0	0.0	0	0
TOTALS		0	0	0.0	0	0



KEVIN DOTSON

OFFENSIVE LINEMAN

HEIGHT: 6-4
WEIGHT: 321
COLLEGE: Louisiana
BORN: Sep. 18, 1996 (24)

BIRTHPLACE Plaquemine, LA
HOW ACQUIRED: D4b '20
NFL EXPERIENCE: 2nd year

PRO CAREER

- ✦ Played in 13 games (four starts) as a rookie in 2020
- ✦ Made NFL debut in Week 1 of 2020 at N.Y. Giants
- ✦ Made NFL starting debut in Week 2 of 2020 vs. Denver

2020 (STEELERS)

- ✦ Played in 13 regular-season games (four starts)
- ✦ Made NFL debut in Week 1 of 2020 at N.Y. Giants
- ✦ Made NFL starting debut in Week 2 of 2020 vs. Denver (at right guard after injuries to both G David DeCastro and G Stefen Wisniewski)
- ✦ Part of an offensive line that surrendered just 14 sacks, which was the lowest total in the NFL
- ✦ The 14 sacks allowed by the Steelers were the fewest allowed by the team and tied for the ninth fewest allowed in the League since 1982 when sacks became an official statistic
- ✦ Steelers allowed 1.0 sack or less in 12 games this season, including six games without a sack
- ✦ Pittsburgh did not allow a sack over a five-game stretch (Nov. 8-Dec. 7)
- ✦ The five-game streak without surrendering a sack is the franchise's longest streak since 1982 when sacks became an official statistic
- ✦ The five-game streak without allowing a sack is tied for the third longest in the NFL since 1982 when sacks became an official statistic
- ✦ Inactive both Week 10 (vs. Cincinnati) and Week 11 (at Jacksonville) on Reserve/COVID-19 List
- ✦ Inactive in Week 15 (at Cincinnati) due to a shoulder injury

KEVIN DOTSON'S NFL REGULAR SEASON STATISTICS

DATE	TEAM	GP	GS
2020	Steelers	13	4
NFL TOTALS		13	4

KEVIN DOTSON'S NFL POSTSEASON STATISTICS

DATE	TEAM	GP	GS
2020	Steelers	1	0
NFL TOTALS		1	0



ERIC EBON

TIGHT END

HEIGHT: 6-4
WEIGHT: 253
COLLEGE: North Carolina
BORN: Apr. 10, 1993 (28)

BIRTHPLACE Newark, NJ
HOW ACQUIRED: UFA '20
NFL EXPERIENCE: 8th year

PRO CAREER

- ✦ Has played in 98 games (56 starts) over his seven-year NFL career (Lions 2014-17; Colts 2018-19; Steelers 2020)
- ✦ Has caught 339 passes for 3,753 yards and 32 TDs
- ✦ Has played in five postseason games (three starts) over his seven-year NFL career (Lions 2014, 2016; Colts 2018; Steelers 2020)
- ✦ Has caught 20 passes for 183 yards and two TDs in the playoffs
- ✦ Registered 10 or more receptions in two career games
- ✦ Recorded 100 or more receiving yards in one career game
- ✦ Made NFL debut in Week 1 of 2014 vs. N.Y. Giants
- ✦ Made NFL starting debut in Week 6 of 2014 at Minnesota
- ✦ His 339 receptions rank eighth among active tight ends entering 2021
- ✦ His 3,753 receiving yards rank eighth among active tight ends entering 2021
- ✦ His 32 receiving TDs rank eighth among active tight ends entering 2021

- ✦ Caught nine passes for a career-best 105 receiving yards against New England in Week 5 of 2018
- ✦ Topped Dallas Clark (11) for most receiving TDs by a tight end in Colts history in 2018 with 13
- ✦ Registered three TDs (two receiving and one rushing) in Week 10 of 2018 at Jacksonville
- ✦ Joined Rob Gronkowski as the only tight end in NFL history to record two receiving TDs and one rushing TD in the same game
- ✦ Named to the 2018 Pro Bowl

2020 (STEELERS)

- ✦ Played in 15 regular-season games (nine starts)
- ✦ Caught 56 passes for 558 yards and five TDs

2019 (COLTS)

- ✦ Played in 11 regular-season games (two starts) before going on Injured/Reserved in Week 13
- ✦ Caught 31 passes for 375 yards and three TDs

2018 (COLTS)

- ✦ Played in 16 regular-season games (eight starts)
- ✦ Caught 66 passes for 750 yards and 14 TDs (13 receiving TDs)
- ✦ His 14 total and 13 receiving TDs each led all NFL tight ends
- ✦ Established single-season career highs in receptions, receiving yards, receiving TDs and total TDs
- ✦ Named to the Pro Bowl
- ✦ His 13 receiving TDs were a franchise single-season record for a tight end
- ✦ Registered three TDs (two receiving and one rushing) in Week 10 at Jacksonville
- ✦ Joined Rob Gronkowski as the only tight end in NFL history to record two receiving TDs and one rushing TD in the same game
- ✦ Played in two postseason games (one start)

2017 (LIONS)

- ✦ Played in 16 regular-season games (nine starts)
- ✦ Caught 53 passes for 574 yards and four TDs

2016 (LIONS)

- ✦ Played in 13 regular-season games (13 starts)
- ✦ Caught 61 passes for 711 yards and one TD

2015 (LIONS)

- ✦ Played in 14 regular-season games (eight starts)
- ✦ Caught 47 passes for 537 yards and five TDs

2014 (LIONS)

- ✦ Played in 13 regular-season games (seven starts)
- ✦ Caught 25 passes for 248 yards and one TD

ERIC EBON'S NFL REGULAR SEASON RUSHING/RECEIVING STATISTICS

DATE	TEAM	GP	GS	RECEIVING					RUSHING				
				NO.	YDS.	AVG.	LG	TD	NO.	YDS.	AVG.	LG	TD
2014	Lions	13	7	25	248	9.9	22	1	0	0	0.0	0	0
2015	Lions	14	8	47	537	11.4	55	5	0	0	0.0	0	0
2016	Lions	13	13	61	711	11.7	61	1	1	1	1.0	1t	1
2017	Lions	16	9	53	574	10.8	44	4	0	0	0.0	0	0
2018	Colts	16	8	66	750	11.4	53t	13	3	-8	-2.7	2t	1
2019	Colts	11	2	31	375	12.1	48t	3	0	0	0.0	0	0
2020	Steelers	15	9	56	558	10.0	27	5	0	0	0.0	0	0
NFL TOTALS		98	56	339	3,753	11.1	61	32	4	-7	-1.8	2T	2

ERIC EBON'S NFL POSTSEASON RUSHING/RECEIVING STATISTICS

DATE	TEAM	GP	GS	RECEIVING					RUSHING				
				NO.	YDS.	AVG.	LG	TD	NO.	YDS.	AVG.	LG	TD
2014	Lions	1	1	3	21	7.0	8	0	0	0	0.0	0	0
2016	Lions	1	1	2	23	11.5	12	0	0	0	0.0	0	0
2018	Colts	2	1	8	77	9.6	21	1	0	0	0.0	0	0
2020	Steelers	1	0	7	62	8.9	17t	1	0	0	0.0	0	0
NFL TOTALS		5	3	20	183	9.2	21	2	0	0	0.0	0	0

ERIC EBON'S NFL REGULAR SEASON RETURN STATISTICS


KICKOFF RETURNS							PUNT RETURNS						
DATE	TEAM	RET.	YDS.	AVG.	LG	TD	NO.	FC	YDS.	AVG.	LG	TD	
2014	Lions	0	0	0.0	0	0	0	0	0	0.0	0	0	
2015	Lions	0	0	0.0	0	0	0	0	0	0.0	0	0	
2016	Lions	0	0	0.0	0	0	0	0	0	0.0	0	0	
2017	Lions	0	0	0.0	0	0	0	0	0	0.0	0	0	
2018	Colts	0	0	0.0	0	0	0	0	0	0.0	0	0	
2019	Colts	0	0	0.0	0	0	0	0	0	0.0	0	0	
2020	Steelers	0	0	0.0	0	0	0	0	0	0.0	0	0	
NFL TOTALS		0	0	0.0	0	0	0	0	0	0.0	0	0	

ERIC EBRON'S NFL POSTSEASON RETURN STATISTICS

KICKOFF RETURNS						PUNT RETURNS						
DATE	TEAM	RET.	YDS.	AVG.	LG	TD	NO.	FC	YDS.	AVG.	LG	TD
2014	Lions	0	0	0.0	0	0	0	0	0	0.0	0	0
2016	Lions	0	0	0.0	0	0	0	0	0	0.0	0	0
2018	Colts	0	0	0.0	0	0	0	0	0	0.0	0	0
2020	Steelers	0	0	0.0	0	0	0	0	0	0.0	0	0
NFL TOTALS		0	0	0.0	0	0	0	0	0	0.0	0	0

100-YARD RECEIVING GAMES (1): REGULAR SEASON

DATE	TEAM	NO.	YDS.	AVG.	LG	TD
10/04/18	at Patriots	9	105	11.7	28	2



TERRELL EDMUNDS

SAFETY

HEIGHT: 6-1 BIRTHPLACE: Danville, VA

WEIGHT: 217 HOW ACQUIRED: D1 '18

COLLEGE: Virginia Tech NFL EXPERIENCE: 4th year

BORN: Jan. 20, 1997 (24)

PRO CAREER

- Has played in 47 games (43 starts) over his three-year NFL career (all with Steelers)
- Has registered 246 tackles, 169 solo stops, 15 passes defended, six quarterback hits, four tackles for loss, three interceptions, 2.0 sacks and one fumble recovery

2020 (STEELERS)

- Started 12 of the 15 regular-season games he played
- Recorded 68 tackles (46 solo), eight passes defended, two interceptions, one tackle for loss, one quarterback hit and 1.0 sack
- Inactive in Week 17 at Cleveland

2019 (STEELERS)

- Started all 16 games for the first time in his career
- Notched 105 tackles (71 solo) marking his first 100+ tackle season and finished second on the team in tackles
- Added three passes defended, two quarterback hits and two tackles for loss
- Led the team with a career-high 11 tackles (eight solo) and added one pass defended in Week 2 vs. Seattle
- Led the Steelers' secondary with 10 tackles (seven solo) and added two quarterback hits in Week 3 at San Francisco
- Led the team with a career-high 11 tackles (10 solo) in Week 15 vs. Buffalo

2018 (STEELERS)


- Started 15 of 16 regular-season games played as a rookie
- Played 92.5% of the defensive snaps in 2018, second-most on the defense
- Finished tied for third on the team in tackles (78 / 55 solo) and added 1.0 sack, one interception, four passes defended and three quarterback hits
- Recorded the first interception of his NFL career (QB Ryan Fitzpatrick) in Week 3 at Tampa Bay
- Registered the first defensive fumble recovery of his NFL career (forced by S Sean Davis) in Week 4 vs. Baltimore
- Tallied eight tackles (five solo) and the first sack of his NFL career (a nine-yard takedown of QB Philip Rivers) in Week 13 vs. L.A. Chargers

TERRELL EDMUNDS' NFL REGULAR SEASON DEFENSIVE STATISTICS

		TACKLES										INTERCEPTIONS				O. FUMB			ST			MISC					
DATE	TEAM	GP	GS	TK	S	A	TFL	YDS	SK	YDS	QBH	NO	YDS	LG	TD	PD	FF	FR	YDS	TK	S	A	FF	FR	S	A	
2018	Steelers	16	15	73	52	21	1	9	1.0	9.0	3	1	35	35	0	4	0	1	0	5	3	2	0	0	0	0	0
2019	Steelers	16	16	105	71	34	2	7	0.0	0.0	2	0	0	0	0	3	0	0	0	0	0	0	0	0	0	0	
2020	Steelers	15	12	68	46	22	1	11	1.0	11.0	1	2	11	7	0	8	0	0	0	0	0	0	0	0	0	0	
NFL TOTALS		47	43	246	169	77	4	27	2.0	20.0	6	3	46	35	0	15	0	1	0	5	3	2	0	0	0	0	0

TERRELL EDMUNDS' NFL POSTSEASON DEFENSIVE STATISTICS

				TACKLES								INTERCEPTIONS								O. FUMB				ST				MISC	
DATE	TEAM	GP	GS	TK	S	A	TFL	YDS	SK	YDS	QBH	NO	YDS	LG	TD	PD	FF	FR	YDS	TK	S	A	FF	FR	S	A			
2020	Steelers	1	1	6	3	3	1	1	0.0	0.0	0	0	0	0	0	1	0	0	0	0	0	0	0	0	0	0			
NFL TOTALS		1	1	6	3	3	1	1	0.0	0.0	0	0	0	0	0	1	0	0	0	0	0	0	0	0	0	0			



TREY EDMUNDS

RUNNING BACK

HEIGHT: 6-2 BIRTHPLACE: Danville, VA
 WEIGHT: 223 HOW ACQUIRED: UDFA '18
 COLLEGE: Maryland NFL EXPERIENCE: 3rd year
 BORN: Dec. 30, 1994 (26)

PRO CAREER

- Has played in 35 games (no starts) over his four-year NFL career (Saints 2017-18; Steelers 2018-20)
- Has rushed for 140 yards and one TD on 31 carries (4.5 yards per rush)
- Has caught six passes for 48 yards
- Has registered 13 career special teams' tackles (seven in '17 and six in '19)
- First NFL player to play running back in a game and register an interception since Kenny Gamble vs. Kansas City Chiefs on Sept. 11, 1988
- First NFL player since the 1970 NFL-AFL merger to play running back in a game and register an interception

2020 (STEELERS)

- Saw action in four regular-season games

2019 (STEELERS)

- Saw action in 11 regular-season games
- Rushed for 92 yards on 22 carries (4.2 yards per rush)
- Rushed for a team-high 73 yards on 12 attempts, including a career-best 45-yard run on the Steelers' first-quarter scoring drive, in Week 9 vs. Indianapolis
- Set single-game career highs in both rushes (12) and rushing yards (73)
- Caught six passes for 48 yards
- Registered an interception on a fake punt in the third quarter in Week 11 vs. L.A. Rams

2018 (STEELERS)

- Spent the first 12 weeks of the season on the practice squad
- Saw action mostly on special teams in the final four weeks of the season after being promoted to the active roster

2017 (SAINTS)

- Appeared in all 16 regular-season games and both postseason contests, primarily on special teams and rushed for 48 yards and a 41-yard TD on nine rushes (5.3 yards per rush), returned three kickoffs for 65 yards (21.7 yards per kickoff return) and added seven special teams tackles
- Rushed for 48 yards and a 41-yard TD (first career TD) on nine rushes in Week 10 at Buffalo

TREY EDMUNDS' NFL REGULAR SEASON RUSHING/RECEIVING STATISTICS

DATE	TEAM	GP	GS	RUSHING					RECEIVING				
				NO.	YDS.	AVG.	LG	TD	NO.	YDS.	AVG.	LG	TD
2017	Saints	16	0	9	48	5.3	41	1	0	0	0.0	0	0
2018	Saints	0	0	0	0	0.0	0	0	0	0	0.0	0	0
Went from New Orleans to Pittsburgh.													
2018	Steelers	4	0	0	0	0.0	0	0	0	0	0.0	0	0
2018	TOTAL	4	0	0	0	0.0	0	0	0	0	0.0	0	0
2019	Saints	0	0	0	0	0.0	0	0	0	0	0.0	0	0
Went from New Orleans to Pittsburgh.													
2019	Steelers	11	0	22	92	4.2	45	0	6	48	8.0	11	0
2019	TOTAL	11	0	22	92	4.2	45	0	6	48	8.0	11	0
2020	Steelers	4	0	0	0	0.0	0	0	0	0	0.0	0	0
NFL TOTALS		35	0	31	140	4.5	45	1	6	48	8.0	11	0

TREY EDMUNDS' NFL POSTSEASON RUSHING/RECEIVING STATISTICS


DATE	TEAM	GP	GS	RUSHING					RECEIVING				
				NO.	YDS.	AVG.	LG	TD	NO.	YDS.	AVG.	LG	TD
2017	Saints	2	0	0	0	0.0	0	0	0	0	0.0	0	0
2018	Saints	0	0	0	0	0.0	0	0	0	0	0.0	0	0
2020	Steelers	0	0	0	0	0.0	0	0	0	0	0.0	0	0
NFL TOTALS		2	0	0	0	0.0	0	0	0	0	0.0	0	0

TREY EDMUNDS' NFL REGULAR SEASON RETURN STATISTICS

KICKOFF RETURNS							PUNT RETURNS						
DATE	TEAM	RET.	YDS.	AVG.	LG	TD	NO.	FC	YDS.	AVG.	LG	TD	
2017	Saints	3	65	21.7	27	0	0	0	0	0.0	0	0	
2018	Saints	0	0	0.0	0	0	0	0	0	0.0	0	0	
Went from New Orleans to Pittsburgh.													
2018	Steelers	0	0	0.0	0	0	0	0	0	0.0	0	0	
2018	TOTAL	0	0	0.0	0	0	0	0	0	0.0	0	0	
2019	Saints	0	0	0.0	0	0	0	0	0	0.0	0	0	
Went from New Orleans to Pittsburgh.													
2019	Steelers	0	0	0.0	0	0	0	0	0	0.0	0	0	
2019	TOTAL	0	0	0.0	0	0	0	0	0	0.0	0	0	
2020	Steelers	0	0	0.0	0	0	0	0	0	0.0	0	0	
NFL TOTALS		3	65	21.7	27	0	0	0	0	0.0	0	0	

TREY EDMUNDS' NFL POSTSEASON RETURN STATISTICS

KICKOFF RETURNS							PUNT RETURNS						
DATE	TEAM	RET.	YDS.	AVG.	LG	TD	NO.	FC	YDS.	AVG.	LG	TD	
2017	Saints	0	0	0.0	0	0	0	0	0	0.0	0	0	
2018	Saints	0	0	0.0	0	0	0	0	0	0.0	0	0	
2020	Steelers	0	0	0.0	0	0	0	0	0	0.0	0	0	
NFL TOTALS		0	0	0.0	0	0	0	0	0	0.0	0	0	



B.J. FINNEY

CENTER/GUARD

HEIGHT: 6-4

WEIGHT: 318

COLLEGE: Kansas State

BORN: Oct. 26, 1991 (29)

BIRTHPLACE: Wichita, KS

HOW ACQUIRED: UDFA '15

NFL EXPERIENCE: 5th year

PRO CAREER

- Has played in 66 games (13 starts) over his six-year NFL career (Steelers 2016-19; Seahawks 2020; Bengals 2020)
- Has played at center, left guard and right guard
- Made NFL debut in Week 1 of 2016 at Washington
- Made NFL starting debut in Week 4 of 2016 vs. Kansas City

2020 (SEAHAWKS/BENGALS)

- Saw action in seven regular-season games (no starts) with Seattle (six games) and Cincinnati (one game)

2019 (STEELERS)

- Saw action in all 16 regular-season games (four starts)

2018 (STEELERS)

- Saw action in all 16 regular-season games (two starts)
- Started in Week 2 (vs. Kansas City) and Week 3 (at Tampa Bay), both at right guard in place of David DeCastro who was sidelined with an injury
- Part of an offensive line that helped block for a 300-yard passer, 100-yard rusher and 100-yard receiver in Week 1 at Cleveland
- Part of an offensive line that gave up zero sacks for the second-straight week and that helped block for a 300-yard passer, 100-yard rusher and two 100-yard receivers in Week 6 at Cincinnati
- Part of an offensive line that helped block for RB Jaylen Samuels to rush for a career-high 142 yards in Week 15 vs. New England

2017 (STEELERS)

- Saw action in 14 games (four starts)
- Dressed but did not see action in Week 1 at Cleveland or Week 10 at Indianapolis
- Made first start of the season (at tight end) in Week 4 at Baltimore
- Started at left guard in place of injured Ramon Foster in Week 7 at Kansas City and helped block for RB Le'Veon Bell rush for 179 yards and one TD, which tied for the 10th-most rushing yards in single-game in Steelers history

2016 (STEELERS)

- Saw his first NFL action, playing in 13 games (two starts) during the regular season
- Dressed but did not see action in Week 2 (vs. Cincinnati), Week 11 (at Cleveland), Week 13 (vs. N.Y. Giants), AFC Wild Card Game (vs. Miami), AFC Divisional Playoff (at Kansas City) and AFC Championship Game (at New England)
- Made his first career start at left guard in place of the injured Ramon Foster in Week 4 vs. Kansas City and helped block for quarterback Ben Roethlisberger to throw for 300 yards with five TDs and for running back Le'Veon Bell to rush for 144 yards
- Started in place of Foster in Week 14 at Buffalo and helped block for Bell to rush for a team record 236 yards (also part of an offensive line that allowed zero sacks)

2015 (STEELERS)

- Signed to the Steelers' practice squad on September 29, where he remained for the remainder of the regular season and postseason

B.J. FINNEY'S NFL REGULAR SEASON STATISTICS

DATE	TEAM	GP	GS
2016	Steelers	13	3
2017	Steelers	14	4
2018	Steelers	16	2
2019	Steelers	16	4
2020	Seahawks	6	0
NFL TOTALS		65	13

B.J. FINNEY'S NFL POSTSEASON STATISTICS

DATE	TEAM	GP	GS
2016	Steelers	0	0
2017	Steelers	1	0
NFL TOTALS		1	0



MINKAH FITZPATRICK

SAFETY

HEIGHT: 6-1	BIRTHPLACE: Old Bridge, NJ
WEIGHT: 207	HOW ACQUIRED: TR '19 (MIA)
COLLEGE: Alabama	NFL EXPERIENCE: 4th year
BORN: Nov. 17, 1996 (24)	

AP AP
PRO BOWL
'19 '20 '19 '20

PRO CAREER

- Two-time Pro Bowler (2019, 2020)
- Two-time Associated Press First Team All-Pro (2019, 2020)
- Has played in 48 games (43 starts) over his three-year NFL career (Dolphins 2018-19; Steelers 2018-20)
- Has registered 226 tackles, 153 solo stops, 29 passes defended, 11 interceptions, four tackles for loss, four fumble recoveries, three forced fumbles, two interception returns for TD, one quarterback hit and one fumble recovery for TD
- Has registered 136 tackles, 96 solo stops, 20 passes defended, nine interceptions, three fumble recoveries, two tackles for loss, two forced fumbles, two interception returns for TD, one quarterback hit and one fumble recovery for TD (in Steelers career)
- Has nine interceptions, three fumble recoveries and two forced fumbles after acquired by the Steelers via trade from the Miami Dolphins in Week 3 of 2019
- His four defensive TDs are tied with Marcus Peters for the most in the NFL since he entered the League in 2018
- His nine interceptions rank tied for fourth in the NFL since 2019
- His 13 total takeaways (interceptions and fumble recoveries) rank second in the NFL since 2019
- His 16 combined interceptions (nine), forced fumbles (three) and fumble recoveries (four) rank tied for third in the NFL since 2019
- Has registered at least two passes defended in a game eight times in his career
- Has registered at least two interceptions in a game twice in his career

2020 (STEELERS)

- Started all 16 regular-season games
- Registered 79 tackles (60 solo), 11 passes defended, four interceptions, one forced fumble, one fumble recovery, one tackle for loss and one interception return for TD
- One of two players in the NFL in 2020 with at least four interceptions, one forced fumble and one fumble recovery (Marcus Peters, Baltimore)
- Ranked tied for sixth in the NFL with five takeaways (four interceptions, one fumble recovery) in 2020
- Ranked tied for seventh in the NFL with four interceptions in 2020
- Three of his six combined interceptions (four), forced fumbles (one) and fumble recoveries (one) in 2020 came inside the Steelers' red zone
- Intercepted a pass from Browns QB Baker Mayfield at the Browns' 33-yard line and returned it for a TD that gave the Steelers a 100-first-quarter lead in Week 6 of 2020
- Picked off two passes in Week 10 at Jacksonville
- Registered an interception and fumble recovery in the 24-19 victory at Dallas in Week 9

2019 (STEELERS)

- Started all 16 regular-season games (14 for the Steelers and two for the Dolphins)
- Registered 57 tackles (36 solo) and added nine passes defended, five interceptions, two forced fumbles, one fumble recovery, one QB hit and one tackle for loss
- Involved in eight of the Steelers' 37 takeaways (five interceptions, one forced fumble and two fumble recoveries)
- His seven total takeaways (interceptions and fumble recoveries) ranked tied for most in the NFL
- His eight combined interceptions, forced fumbles and fumble recoveries ranked tied for third in the NFL
- Registered at least one interception in three consecutive games (Weeks 8-10) - tied for the fourth-longest streak in franchise history
- Ranked tied for fourth in the NFL with five interceptions in 2019
- His five interceptions in 2019 were the most by a Steeler in a single season since Troy Polamalu had seven picks in 2010
- Fitzpatrick, Marcus Peters (Baltimore), Marlon Humphrey (Baltimore), Jamal Adams (New York Jets), Jadeveon Clowney (Seattle Seahawks) and Erik Harris (Oakland) were the only players in the NFL with multiple defensive TDs in 2019
- First player in franchise history to have five or more interceptions and two or more fumble recoveries in his first or second NFL season
- First Steeler with multiple interceptions in a game since CB Brice McCain had two against Cincinnati on Dec. 28, 2014
- First NFL player to pick off a quarterback with the same last name twice in a game since Detroit Lions' CB Levi Johnson intercepted Denver Broncos QB Charley Johnson twice in Week 12 of 1974
- First player in the Super Bowl era to intercept two or more passes against a team he played for earlier that season
- Recorded a 96-yard interception return for TD (11/3/19), which was the second-longest interception return in Steelers regular season history (Martin Kotter: 99 yards, 9/27/33)
- First Steeler with defensive TDs in back-to-back weeks since Sam Washington in Week 3 and 4 of the 1984 season
- First Steeler to have a fumble return TD and a pick-six in the same season since 1996 (Carnell Lake and Ron Woodson)
- First Steeler with five interceptions in the first nine weeks of the season since S Darren Perry in 1994, and Fitzpatrick did it in just seven games
- Registered an interception in three consecutive games for the first time in his career (Weeks 9-11 in 2019), which is tied for the fourth-longest streak in franchise history
- First Steeler with an interception in three consecutive games since Troy Polamalu accomplished the feat in Weeks 11-14 of 2008
- In his first game as a Steeler, recorded five tackles (four solo), an interception, a forced fumble and a pass defended in Week 3 at San Francisco
- First Steeler to have an interception and forced fumble in the same game since William Gay vs. Indianapolis on Nov. 24, 2016
- Registered two interceptions in a single game for the first time in his career in Week 8 vs. Miami (his old team)
- First player in the Super Bowl era to intercept two or more passes against a team he played for earlier that season
- First Steeler with multiple interceptions in a game since CB Brice McCain had two against Cincinnati on Dec. 28, 2014 (W, 27-17)

2018 (DOLPHINS)


- Played in 16 regular-season games (11 starts)
- Recorded 79 tackles (50 solo), two interceptions and nine passes defended; one interception return for a TD
- His 79 tackles were 10th among NFL rookies
- Registered 10 tackles (four solo), one interception and two passes defended in Week 4 at New England
- Picked off QB Tom Brady and returned it 14 yards in the 4th quarter for his first career interception
- Recorded seven tackles (six solo) and started at CB vs. New England in Week 14
- Registered six solo tackles, one interception and two passes defended in Week 15 at Minnesota
- Intercepted QB Kirk Cousins and returned it 50 yards for a TD in the 2nd quarter vs. Vikings

MINKAH FITZPATRICK'S NFL REGULAR SEASON DEFENSIVE STATISTICS

DATE	TEAM	GP	GS	TACKLES								INTERCEPTIONS					O. FUMB			ST				MISC			
				TK	S	A	TFL	YDS	SK	YDS	QBH	NO	YDS	LG	TD	PD	FF	FR	YDS	TK	S	A	FF	FR	S	A	
2018	Dolphins	16	11	79	50	29	2	5	0.0	0.0	0	2	64	50t	1	9	0	0	0	1	1	0	0	0	0		
2019	Dolphins	2	2	11	7	4	0	0	0.0	0.0	0	0	0	0	0	0	1	1	0	1	1	0	0	0	0		
Went from Miami to Pittsburgh.																											
2019	Steelers	14	14	57	36	21	1	1	0.0	0.0	1	5	130	96t	1	9	1	2	79	0	0	0	0	0	0		
2019	TOTAL	16	16	68	43	25	1	1	0.0	0.0	1	5	130	96t	1	9	2	3	79	1	1	0	0	0	0		
2020	Steelers	16	16	79	60	19	1	1	0.0	0.0	0	4	77	37	1	11	1	1	-1	0	0	0	0	0	0		
NFL TOTALS		48	43	226	153	73	4	7	0.0	0.0	1	11	271	96t	3	29	3	4	78	2	2	0	0	0	0		

MINKAH FITZPATRICK'S NFL POSTSEASON DEFENSIVE STATISTICS

TACKLES										INTERCEPTIONS					O. FUMB			ST				MISC				
DATE	TEAM	GP	GS	TK	S	A	TFL	YDS	SK	YDS	QBH	NO	YDS	LG	TD	PD	FF	FR	YDS	TK	S	A	FF	FR	S	A
2020	Steelers	1	1	6	4	2	0	0	0.0	0.0	0	0	0	0	0	0	0	0	0	0	0	0	0	0	0	0
NFL TOTALS		1	1	6	4	2	0	0	0.0	0.0	0	0	0	0	0	0	0	0	0	0	0	0	0	0	0	0



PAT FREIERMUTH

TIGHT END

HEIGHT: 6-5 BIRTHPLACE Merrimac, MA

WEIGHT: 258 HOW ACQUIRED: D2 '21

COLLEGE: Penn State NFL EXPERIENCE: R

BORN: Oct. 25, 1998 (22)

PRO CAREER

- Has yet to make NFL debut



ZACH GENTRY

TIGHT END

HEIGHT: 6-8 BIRTHPLACE Albuquerque, NM

WEIGHT: 265 HOW ACQUIRED: D5 '19

COLLEGE: Michigan NFL EXPERIENCE: 3rd year

BORN: Sep. 10, 1996 (24)

PRO CAREER

- Has played in six games (one start) over his two-year NFL career (Steelers 2019-20)
- Has caught one pass for four yards
- Made his NFL starting debut in Week 11 of 2020 at Jacksonville
- Made his NFL debut in Week 3 of 2019 at San Francisco

2020 (STEELERS)

- Played in two regular-season games (one start)
- Played in Week 10 (vs. Cincinnati) and Week 11 (at Jacksonville)
- Made his NFL starting debut in Week 11 at Jacksonville
- Suffered a season-ending injury in Week 11 at Jacksonville

2019 (STEELERS)

- Saw action in four regular-season games (no starts)
- Caught one pass for four yards
- Made his NFL debut in Week 3 at San Francisco
- Caught his first NFL pass, a four-yard catch on third-and-3 to give Pittsburgh a first down on the Buffalo 27-yard line, leading to the Steelers' touchdown drive in Week 15 vs. Buffalo

ZACH GENTRY'S NFL REGULAR SEASON RUSHING/RECEIVING STATISTICS

RECEIVING														RUSHING				
DATE	TEAM	GP	GS	NO.	YDS.	AVG.	LG	TD	NO.	YDS.	AVG.	LG	TD					
2019	Steelers	4	0	1	4	4.0	4	0	0	0	0.0	0	0					
2020	Steelers	2	1	0	0	0.0	0	0	0	0	0.0	0	0					
NFL TOTALS		6	1	1	4	4.0	4	0	0	0	0.0	0	0					

ZACH GENTRY'S NFL POSTSEASON RUSHING/RECEIVING STATISTICS


DATE	TEAM	GP	GS	RECEIVING					RUSHING				
				NO.	YDS.	AVG.	LG	TD	NO.	YDS.	AVG.	LG	TD
2020	Steelers	0	0	0	0	0.0	0	0	0	0	0.0	0	0
NFL TOTALS		0	0	0	0	0.0	0	0	0	0	0.0	0	0

ZACH GENTRY'S NFL REGULAR SEASON RETURN STATISTICS

KICKOFF RETURNS							PUNT RETURNS					
DATE	TEAM	RET.	YDS.	AVG.	LG	TD	NO.	FC	YDS.	AVG.	LG	TD
2019	Steelers	0	0	0.0	0	0	0	0	0	0.0	0	0
2020	Steelers	0	0	0.0	0	0	0	0	0	0.0	0	0
NFL TOTALS		0	0	0.0	0	0	0	0	0	0.0	0	0

ZACH GENTRY'S NFL POSTSEASON RETURN STATISTICS

KICKOFF RETURNS							PUNT RETURNS					
DATE	TEAM	RET.	YDS.	AVG.	LG	TD	NO.	FC	YDS.	AVG.	LG	TD
2020	Steelers	0	0	0.0	0	0	0	0	0	0.0	0	0
NFL TOTALS		0	0	0.0	0	0	0	0	0	0.0	0	0



17

MARK GILBERT

CORNERBACK

HEIGHT: 6-1

BIRTHPLACE Fayetteville, NC

WEIGHT: 175

HOW ACQUIRED: UDFA '21


COLLEGE: Duke

NFL EXPERIENCE: R

BORN: Jun. 1, 1997 (24)

PRO CAREER

- ✦ Has yet to make NFL debut



54

ULYSEES GILBERT III

INSIDE LINEBACKER

HEIGHT: 6-0

BIRTHPLACE Ocala, FL

WEIGHT: 230

HOW ACQUIRED: D6c '19

COLLEGE: Akron

NFL EXPERIENCE: 3rd year

BORN: Aug. 9, 1997 (23)

PRO CAREER

- ✦ Has played in 11 games (no starts) over his two-year NFL career (Steelers 2019-20)
- ✦ Has registered two tackles, two solo stops
- ✦ Has recorded eight tackles, four solo, on special teams
- ✦ Made NFL debut in Week 1 of 2019 at New England

2020 (STEELERS)

- ✦ Saw action in seven games, primarily on special teams
- ✦ Registered three tackles, one solo, on special teams

2019 (STEELERS)


- ✦ Saw action in seven games, primarily on special teams
- ✦ Registered five tackles, three solo, on special teams
- ✦ Placed on the Reserved/Injured list in Week 10

ULYSEES GILBERT III'S NFL REGULAR SEASON DEFENSIVE STATISTICS

DATE	TEAM	GP	GS	TACKLES							INTERCEPTIONS				O. FUMB			ST			MISC		
				TK	S	A	TFL	YDS	SK	YDS	QBH	NO	YDS	LG	TD	PD	FF	FR	YDS	TK		S	A
2019	Steelers	7	0	0	0	0	0	0.0	0.0	0	0	0	0	0	0	0	0	5	3	2	0	0	0
2020	Steelers	4	0	2	2	0	0	0.0	0.0	0	0	0	0	0	0	0	0	3	1	2	0	0	0
NFL TOTALS		11	0	2	2	0	0	0.0	0.0	0	0	0	0	0	0	0	0	8	4	4	0	0	0

ULYSEES GILBERT III'S NFL POSTSEASON DEFENSIVE STATISTICS

TACKLES													INTERCEPTIONS					O. FUMB					ST				MISC		
DATE	TEAM	GP	GS	TK	S	A	TFL	YDS	SK	YDS	QBH	NO	YDS	LG	TD	PD	FF	FR	YDS	TK	S	A	FF	FR	S	A			
2020	Steelers	0	0	0	0	0	0	0	0.0	0.0	0	0	0	0	0	0	0	0	0	0	0	0	0	0	0	0			
NFL TOTALS		0	0	0	0	0	0	0	0.0	0.0	0	0	0	0	0	0	0	0	0	0	0	0	0	0	0	0			



CHAZ GREEN

TACKLE

HEIGHT: 6-5
WEIGHT: 318
COLLEGE: Florida
BORN: Apr. 8, 1992 (29)

BIRTHPLACE Tampa, FL
HOW ACQUIRED: UFA '21
NFL EXPERIENCE: 6th year

PRO CAREER

Has competed in 37 games (eight starts) with the Colts, Cowboys and Raiders

In 2020, he saw action in 15 games (one start). He made his first start of the season in Week 16 at Pittsburgh. He saw action in one postseason contest

Spent the 2019 offseason with the Broncos before being released on August 31, 2019

Appeared in four games (one start) with Oakland in 2018. Also spent time in New Orleans, but did not see game action

Competed in a career-high 14 games (four starts) in 2017 with Dallas. He had three starts at left guard and one at left tackle

Played in four games (two starts) with the Cowboys in 2016. Started his first NFL game in a Week 3 win against Chicago. Spent Weeks 1-12 on the Physically Unable to Perform list

2020 (COLTS)

Saw action in 15 games (one start)

Made first start of the season in Week 16 at Pittsburgh

Saw action at Buffalo in the Wild Card game

2019 (BRONCOS)

Spent offseason with the Broncos before being released on Aug. 31

2018 (COWBOYS/SAINTS/RAIDERS)

Appeared in four games (one start) with the Oakland Raiders

Spent time on the New Orleans Saints but saw no action

Spent training camp with the Dallas Cowboys before being released on Sept. 1

2017 (COWBOYS)

Competed in a career-high 14 games (four starts)

Had three starts at left guard and one at left tackle

2016 (COWBOYS)

Appeared in four games (two starts)

Started his first NFL game in a Week 3 win against Chicago

Spent 12 weeks on the Physically Unable to Perform list after having surgery for a herniated disc

2015 (COWBOYS)

Activated on Dec. 3 from Physically Unable to Perform list


Missed training camp and beginning of the season after having surgery on his hip in June

CHAZ GREEN'S NFL REGULAR SEASON STATISTICS

DATE	TEAM	GP	GS	
2015	Cowboys	0	0	
2016	Cowboys	4	2	
2017	Cowboys	14	4	
2018	Cowboys	0	0	Went from Dallas to New Orleans.
2018	Saints	0	0	Went from New Orleans to Oakland.
2018	Raiders	4	1	
2018	TOTAL	4	1	
2019	Broncos	0	0	
2020	Colts	15	1	
NFL TOTALS		37	8	

CHAZ GREEN'S NFL POSTSEASON STATISTICS

DATE	TEAM	GP	GS
2020	Colts	1	0
NFL TOTALS		1	0




KENDRICK GREEN

CENTER

HEIGHT: 6-4	BIRTHPLACE Peoria, IL
WEIGHT: 315	HOW ACQUIRED: D3 '21
COLLEGE: Illinois	NFL EXPERIENCE: R
BORN: Dec. 22, 1998 (22)	

PRO CAREER




- ✦ Has yet to make NFL debut



JOE HADEN

CORNERBACK

HEIGHT: 5-11	BIRTHPLACE Fort Washington, MD
WEIGHT: 195	HOW ACQUIRED: FA '17
COLLEGE: Florida	NFL EXPERIENCE: 12th year
BORN: Apr. 14, 1989 (32)	

PRO CAREER

- ✦ Has played in 146 games (137 starts) over his 11-year NFL career (four seasons with Steelers, 2017-20)
- ✦ Has registered 577 tackles, 478 solo stops, 149 passes defended, 29 interceptions, 14 tackles for loss, six quarterback hits, six forced fumbles, five fumble recoveries, 3.0 sacks and two interception returns for TD
- ✦ Has registered 200 tackles, 172 solo stops, 48 passes defended, 10 interceptions, 11 tackles for loss, five quarterback hits, two forced fumbles, one fumble recovery, 1.0 sack and one interception return for TD (in Steelers career)
- ✦ His 149 passes defended are the most since he entered the NFL in 2010 and tops active players
- ✦ His 29 career interceptions are the third-most since he entered the NFL in 2010
- ✦ His 29 career interceptions are the third-most among active players
- ✦ His 29 passes defended rank tied for second in the NFL since 2019
- ✦ Has registered at least two passes defended in a game 37 times in his career
- ✦ Has recorded at least three passes defended in a game 15 times in his career
- ✦ Has registered at least four passes defended in a game four times in his career
- ✦ Has twice recorded at least five passes defended in a game in his career
- ✦ Recipient of "The Chief Award" by the Pittsburgh Chapter of Pro Football Writers of America in 2018
- ✦ Named AFC Defensive Player of the Week once (Week 15, 2018)
- ✦ Named the Browns' 2016 recipient of the Ed Block Courage Award
- ✦ Two-time Pro Bowl selection and served as a Pro Bowl captain in 2014
- ✦ Named the inaugural recipient of the Browns NFL Sportsmanship Award in 2014
- ✦ Named second-team Associated Press All-Pro in 2013

2020 (STEELERS)

- ✦ Started 14 regular-season games
- ✦ Recorded 52 tackles (44 solo), 12 passes defended, two interceptions and two tackles for loss
- ✦ His 12 passes defended led the Steelers
- ✦ Recorded at least two interceptions in a season for the eighth time in his 11-year NFL career
- ✦ Intercepted a pass from QB Robert Griffin III at Baltimore's 14-yard line and returned it for a TD, marking the second interception return for a TD in his career and first with the Steelers in Week 12
- ✦ Intercepted a pass from QB Jeff Driskel near the end of the second quarter in Week 2 vs. Denver
- ✦ Inactive in both Weeks 14 (concussion) and 17 (COVID-19)

2019 (STEELERS)

- ✦ Started all 16 regular-season games
- ✦ Recorded 65 tackles (59 solo), 17 passes defended and five interceptions
- ✦ His five interceptions in 2019 tied for fourth most in the League
- ✦ Recorded seven tackles (six solo), five passes defended, tying his single-game career high (9/11/11 vs. CIN), forced a fumble and added an interception (picking off Jared Goff) in Week 10 vs. L.A. Rams
- ✦ Recorded two solo tackles and picked off Baker Mayfield with 1:17 left to play in the game, sealing the win for the Steelers in Week 13 vs. Cleveland
- ✦ Recorded four solo tackles and picked off Tyler Murray twice, including a game-winning interception with 48 seconds remaining, in Week 14 at Arizona

2018 (STEELERS)

- ✦ Started each of his 15 regular-season games played
- ✦ Finished the season with 63 tackles (51 solo) – the most he's had in a season since 2014 – 12 passes defended, two interceptions and one forced fumble
- ✦ Named AFC Defensive Player of the Week for his Week 15 performance
- ✦ Led all defenders with a game-high 12 tackles (eight solo), two passes defended and one interception in Week 15 vs. New England
- ✦ Intercepted QB Tom Brady in the fourth quarter at the Steelers' four-yard line
- ✦ His 12 tackles mark the third regular-season game of his NFL career with at least 10 total tackles (13: Nov. 16, 2014 vs. Houston and Sept. 14, 2014 vs. New Orleans)
- ✦ Inactive due to a hamstring injury (9/16 vs. Kansas City)

2017 (STEELERS)

- Started each of his 11 regular-season games played
- Finished the season with 20 tackles (18 solo), seven passes defended, 1.0 sack and one interception
- Inactive due to a fibula injury from 11/16-12/17
- Made his Steelers debut, posted six tackles, 1.0 sack and brought down Cleveland QB DeShone Kizer for a sack of three yards in Week 1
- Third sack of his NFL career and first since Sept. 11, 2011 (with Cleveland)
- Hailed in the 20th interception of his NFL career and first as a Steeler, picking off Cincinnati QB Andy Dalton in the third quarter of Week 7
- Left the game with a lower leg injury in Week 10 vs. Indianapolis and did not return
- Returned to action in Week 16 after missing five games with a fibula injury and appeared in the 100th regular-season game of his NFL career (made two solo tackles)
- Made his postseason debut in the Wild Card round vs. Jacksonville and finished with four tackles

2016 (BROWNS)

- Voted team captain by teammates prior to season
- Received the Ed Block Courage Award in December, given annually to a member of each of the 32 NFL teams who exemplifies the qualities of courage, compassion, commitment and community
- Started all 13 games in which he appeared
- Totalled 48 tackles, three interceptions and 11 passes defended
- Intercepted QB Joe Flacco twice and added four passes defended in Week 2 vs. Baltimore
- Intercepted Flacco for a third time on the season (only player to record three interceptions off the same quarterback in 2016) in Week 10 at Baltimore

2015 (BROWNS)

- Started all five games in which he appeared
- Registered 22 tackles, two passes defended and one fumble recovery
- In January, was named a Special Olympics Global Ambassador, becoming the first professional football player to ever hold that distinction
- Placed on Reserved/Injured list on December 14, 2015 due to a concussion
- During a 28-14 victory in the Browns' home opener, totaled six tackles, one pass defended and one fumble recovery in Week 2

2014 (BROWNS)

- Named to his second career Pro Bowl and served as team captain
- Along with Tashaun Gipson and Donte Whitner, marked the first time in team history that the club had three defensive backs selected to the Pro Bowl in the same year
- Led the team and finished second in the NFL with 20 passes defended
- Added a career-high 73 tackles, three interceptions, two fumble recoveries and one forced fumble
- Along with Buster Skrine (18), made the Browns the only NFL team with multiple players accruing 18 or more passes defended
- Named the inaugural recipient of the Browns NFL Sportsmanship Award
- Helped the Browns finish first in the NFL in opponent passer rating (74.1) and passes defended (99)
- In a 24-3 primetime win in Week 10 vs. Cincinnati, amassed three tackles, two passes defended and one fumble recovery, helping the Browns defense limit the Bengals to 79 net passing yards – second fewest by an NFL team in 2014
- Posted a career-high 13 tackles and intercepted QB Ryan Mallett in the end zone in Week 11 vs. Houston
- During a 26-24 win in Week 12 at Atlanta, registered five solo tackles and picked off QB Matt Ryan in the end zone – his second interception in as many games
- Recorded one solo tackle, one interception, two passes defended and one blocked field goal in Week 13 at Buffalo
- First NFL player to record an interception and blocked field goal in game since Michael Griffin in 2012

2013 (BROWNS)

- Earned his first Pro Bowl selection
- Named an AP second-team All-Pro honoree
- Named to the All-AFC team by the Pro Football Writers of America (PFWA)
- Started 15 games and registered 60 tackles, four interceptions, one interception returned for a touchdown and 20 passes defended
- Ranked second on team in interceptions and passes defended
- Recorded four interceptions from Weeks 9-17, tied for the most in the NFL during that stretch
- He and Buster Skrine made the Browns one of only two teams (Ravens) with two players posting 19+ passes defended
- Limited Pro Bowl WR Calvin Johnson to three receptions for 25 yards in Week 6 vs. Detroit
- Recorded two passes defended and held WR Dwayne Bowe to one reception, marking only the 10th game in the wide receiver's first 96 career games with one or fewer in Week 8 at Kansas City
- Posted his first career multiple-interception game (two) and first interception returned for a TD (29 yards) in Week 11 at Cincinnati

2012 (BROWNS)

- Started all 11 games in which he appeared
- Registered 51 tackles, 10 passes defended, team-high three interceptions and one forced fumble
- Intercepted a Michael Vick pass and returned it 50 yards during the season opener vs. Philadelphia
- Intercepted an Andy Dalton pass, returning it 14 yards, and added three passes defended in Week 6 vs. Cincinnati
- Hauled in one interception and forced one fumble in Week 12 vs. Pittsburgh

2011 (BROWNS)

- Started all 15 games in which he appeared
- Helped the Browns finish second in the NFL in pass defense, Cleveland's highest finish in that category since 1962
- Led team with 19 passes defended, a figure that ranked sixth in the NFL and fourth in the AFC
- Posted 65 tackles, 1.0 sack, one fumble recovery and one forced fumble
- Named to USA Today's All-Joe Team for unheralded prime performers in 2011
- Tallied three tackles, 1.0 sack and a career-high five pass defenses in Week 1 vs. Cincinnati
- Registered a season-high eight tackles and forced one fumble in Week 14 at Pittsburgh
- Recorded the first fumble recovery of his career and tackled on four tackles in Week 17 vs. Pittsburgh

2010 (BROWNS)

- Played in all 16 games with seven starts
- Collected 57 tackles, six interceptions for 101 yards, a team-best 18 pass breakups, 1.0 sack and one forced fumble on defense
- On special teams, added eight tackles and four kickoff returns for a 24.0-yard average
- Key member of a punt coverage unit that allowed an average of 7.1 yards per return, a figure that was fifth-best in the NFL, while they also downed 29 punts inside the 20
- Named to the Sporting News All-Rookie team, the PFW/PFWA All-Rookie defense team and the USA Today's All-Joe Team for unheralded prime performers in 2010
- One of five finalists for the Pepsi Rookie of the Year award
- Interception total led the team, tied for fifth in the NFL and was the second-highest figure among NFL rookies (New England's Devin McCourty, seven)
- Had an interception in four straight weeks (9-12), the first Brown to do so since Ernie Kellerman in 1968
- His six interceptions were the most by a Browns rookie since Anthony Henry had 10 in 2001


- ✦ His interception total tied with Ken Gorgal and Bert Rechichar for the fourth-highest figure by a Browns rookie
- ✦ Named the NFL Defensive Rookie of the Month for November after registering 15 tackles, seven passes defended and three interceptions
- ✦ Recorded first career interception and returned it 62 yards in Week 6 at Pittsburgh
- ✦ Posted five tackles, one interception and a season-high four passes defended as the Browns held the Dolphins to 167 net passing yards (also marked the fourth straight in which he had an interception) in Week 13 at Miami
- ✦ Registered five tackles and one interception, also came up with the first sack of his career as well as a forced fumble, in Week 16 vs. Baltimore

JOE HADEN'S NFL REGULAR SEASON DEFENSIVE STATISTICS

DATE	TEAM	GP	GS	TK	S	TACKLES						INTERCEPTIONS					O. FUMB			ST				MISC			
						A	TFL	YDS	SK	YDS	QBH	NO	YDS	LG	TD	PD	FF	FR	YDS	TK	S	A	FF	FR	S	A	
2010	Browns	16	7	56	49	7	0	0	1.0	5.0	0	6	101	62	0	18	1	0	0	8	8	0	0	0	0	0	
2011	Browns	15	15	65	53	12	2	0	1.0	0.0	1	0	0	0	0	19	1	1	0	0	0	0	0	0	0	0	
2012	Browns	11	11	51	40	11	0	0	0.0	0.0	0	3	64	50	0	11	1	0	0	0	0	0	0	0	0	0	
2013	Browns	15	15	54	43	11	0	0	0.0	0.0	0	4	57	29	1	20	0	0	0	0	0	0	0	0	0	0	
2014	Browns	15	15	73	58	15	1	3	0.0	0.0	0	3	0	0	0	20	1	2	34	0	0	0	0	0	0	0	
2015	Browns	5	5	22	18	4	0	0	0.0	0.0	0	0	0	0	0	2	0	1	0	0	0	0	0	0	0	0	
2016	Browns	13	13	48	37	11	0	0	0.0	0.0	0	3	9	9	0	11	0	0	0	0	0	0	0	0	0	0	
2017	Browns	1	1	0	0	0	0	0	0.0	0.0	0	0	0	0	0	0	0	0	0	0	0	0	0	0	0	0	
Went from Cleveland to Pittsburgh.																											
2017	Steelers	10	10	20	18	2	1	3	1.0	3.0	1	1	1	1	0	7	0	0	0	0	0	0	0	0	0	0	0
2017	TOTAL	11	11	20	18	2	1	3	1.0	3.0	1	1	1	1	0	7	0	0	0	0	0	0	0	0	0	0	0
2018	Steelers	15	15	63	51	12	2	2	0.0	0.0	0	2	0	0	0	12	1	0	0	0	0	0	0	0	0	0	0
2019	Steelers	16	16	65	59	6	3	7	0.0	0.0	0	5	20	16	0	17	1	1	3	0	0	0	0	0	0	0	0
2020	Steelers	14	14	52	44	8	2	1	0.0	0.0	0	2	38	24	1	12	0	0	0	0	0	0	0	0	0	0	0
NFL TOTALS		146	137	569	470	99	11	16	3.0	8.0	2	29	290	62	2	149	6	5	37	8	8	0	0	0	0	0	0

JOE HADEN'S NFL POSTSEASON DEFENSIVE STATISTICS

		TACKLES										INTERCEPTIONS				O. FUMB			ST				MISC			
DATE	TEAM	GP	GS	TK	S	A	TFL	YDS	SK	YDS	QBH	NO	YDS	LG	TD	PD	FF	FR	YDS	TK	S	A	FF	FR	S	A
2017	Steelers	1	1	4	4	0	0	0	0.0	0.0	0	0	0	0	0	1	0	0	0	0	0	0	0	0	0	0
2020	Steelers	0	0	0	0	0	0	0	0.0	0.0	0	0	0	0	0	0	0	0	0	0	0	0	0	0	0	0
NFL TOTALS		1	1	4	4	0	0	0	0.0	0.0	0	0	0	0	0	1	0	0	0	0	0	0	0	0	0	0



JOE HAEG

TACKLE

HEIGHT: 6-6 BIRTHPLACE: Lake Shore, MN
 WEIGHT: 298 HOW ACQUIRED: UFA '21
 COLLEGE: North Dakota State NFL EXPERIENCE: 6th year
 BORN: Mar. 11, 1993 (28)

PRO CAREER

- ✦ Has played in 67 games (38 starts) over his five-year NFL career (Colts 2016-19; Buccaneers 2020)
- ✦ Has played in six postseason games (no starts) in 2018 (Colts, two) and 2020 (Buccaneers, four)
- ✦ Made NFL debut in Week 2 of 2016 at Denver
- ✦ Made NFL starting debut in Week 3 of 2016 vs. San Diego Chargers
- ✦ Captured Super Bowl LV with Tampa Bay

2020 (BUCCANEERS)

- ✦ Played in 12 regular-season games (three starts) along with appearing in all four postseason contests
- ✦ Captured Super Bowl LV with Tampa Bay
- ✦ Started at tackle in Week 7 (at Las Vegas) and Week 8 (at N.Y. Giants)
- ✦ Started at guard in Week 9 (vs. New Orleans)

2019 (COLTS)

- ✦ Played in 16 regular-season games (no starts)

2018 (COLTS)

- ✦ Played in eight regular-season games (six starts) along with appearing in both postseason contests

2017 (COLTS)

- ✦ Played in 16 regular-season games (15 starts)

2016 (COLTS)


- ✦ Played in 15 regular-season games (14 starts)
- ✦ Started games at three different positions, blocking for a Colts offense that tied for fifth in the NFL in passing yards per game, seventh in points scored and 10th in yards per game

JOE HAEG'S NFL REGULAR SEASON STATISTICS

DATE	TEAM	GP	GS
2016	Colts	15	14
2017	Colts	16	15
2018	Colts	8	6
2019	Colts	16	0
2020	Buccaneers	12	3
NFL TOTALS		67	38

JOE HAEG'S NFL POSTSEASON STATISTICS

DATE	TEAM	GP	GS
2018	Colts	2	0
2020	Buccaneers	1	0
NFL TOTALS		3	0



NAJEE HARRIS


RUNNING BACK

HEIGHT: 6-1
WEIGHT: 232
COLLEGE: Alabama
BORN: Apr. 19, 1999 (22)

BIRTHPLACE: Antioch, CA
HOW ACQUIRED: D1 '21
NFL EXPERIENCE: R

PRO CAREER

- Has yet to make NFL debut



PRESSLEY HARVIN III

PUNTER

HEIGHT: 6-0
WEIGHT: 255
COLLEGE: Georgia Tech
BORN: Sep. 17, 1998 (22)

BIRTHPLACE: Alcolu, SC
HOW ACQUIRED: D7b '21
NFL EXPERIENCE: R

PRO CAREER

- Has yet to make NFL debut



DWAYNE HASKINS

QUARTERBACK

HEIGHT: 6-4
WEIGHT: 230
COLLEGE: Ohio State
BORN: May. 3, 1997 (24)

BIRTHPLACE: Highland Park, NJ
HOW ACQUIRED: FA '21
NFL EXPERIENCE: 3rd year

PRO CAREER

- Career Regular-Season Record as a Starter: 3-10 (.300): 2-5 (.400) in '19 and 1-5 (.200) in '20
- Played in 16 games (13 starts) over his two-year NFL career
- Completed 267-of-444 passes (60.1 percent) for 2,804 yards and 12 TDs in his career

2020 (WASHINGTON FOOTBALL TEAM)

- Played in seven games (six starts)
- Finished the season 148-for-241 for 1,439 yards and five TDs along with seven interceptions
- Made his first career Week 1 start in a comeback win vs. Philadelphia
- Completed 17-of-31 passes for 178 yards with a TD and passer rating of 82.5

- ✦ Set then career-highs in completions (32), attempts (45) and yards (314) while recording his first career rushing touchdown and a 90.4 passer rating vs. Baltimore in Week 4
- ✦ Completed 38-of-55 passes for 295 yards and a TD, setting career-highs in completions and attempts vs. Seattle in Week 15

2019 (WASHINGTON FOOTBALL TEAM)

- ✦ Played in nine games (seven starts)
- ✦ Finished the season 119-for-203 for 1,365 yards and seven TDs along with seven interceptions
- ✦ Made NFL debut in Week 4 at New York Giants, throwing for 107 yards and adding 23 on the ground
- ✦ Made his first career start in Week 9 at Buffalo, passing for 144 yards on 15 completions and rushing for 14 yards on three carries
- ✦ Passed for 214 yards on 19-of-34 passing, including throwing his first two TD passes in Week 11 vs. New York Jets
- ✦ Registered first victory as a starting quarterback in Week 12 vs. Detroit
- ✦ Threw for a season-high 261 yards on 19-of-28 passes and two TDs vs. Philadelphia in Week 15

DWAYNE HASKINS' NFL REGULAR SEASON PASSING STATISTICS

DATE	TEAM	GP	GS	ATT.	CMP.	PCT.	YDS	AVG.	TD	INT.	LG	SK	LST	RATE
2019	Washington	9	7	203	119	58.6	1,365	6.7	7	7	75t	29	204	76.1
2020	Washington	7	6	241	148	61.4	1,439	6.0	5	7	50	20	141	73.0
TOTALS		16	13	444	267	60.1	2,804	6.3	12	14	75T	49	345	74.4

DWAYNE HASKINS' NFL POSTSEASON PASSING STATISTICS

DATE	TEAM	GP	GS	ATT.	CMP.	PCT.	YDS	AVG.	TD	INT.	LG	SK	LST	RATE
2020	Washington	0	0	0	0	0.0	0	0.0	0	0	0	0	0	0.0
TOTALS		0	0	0	0	0.0	0	0.0	0	0	0	0	0	0.0

DWAYNE HASKINS' NFL REGULAR SEASON RUSHING STATISTICS

DATE	TEAM	NO.	YDS.	AVG.	LG	TD
2019	Washington	20	101	5.1	23	0
2020	Washington	20	46	2.3	19	1
TOTALS		40	147	3.7	23	1

DWAYNE HASKINS' NFL POSTSEASON RUSHING STATISTICS

DATE	TEAM	NO.	YDS.	AVG.	LG	TD
2020	Washington	0	0	0.0	0	0
TOTALS		0	0	0.0	0	0

DWAYNE HASKINS' NFL REGULAR SEASON PASSING/RUSHING STATISTICS


DATE	TEAM	GP	GS	PASSING											RUSHING				
				ATT.	CMP.	PCT.	YDS	AVG.	TD	INT.	LG	SK	LST	RATE	NO.	YDS.	AVG.	LG	TD
2019	Washington	9	7	203	119	58.6	1,365	6.7	7	7	75t	29	204	76.1	20	101	5.1	23	0
2020	Washington	7	6	241	148	61.4	1,439	6.0	5	7	50	20	141	73.0	20	46	2.3	19	1
TOTALS		16	13	444	267	60.1	2,804	6.3	12	14	75T	49	345	74.4	40	147	3.7	23	1

DWAYNE HASKINS' NFL POSTSEASON PASSING/RUSHING STATISTICS

DATE	TEAM	GP	GS	PASSING											RUSHING				
				ATT.	CMP.	PCT.	YDS	AVG.	TD	INT.	LG	SK	LST	RATE	NO.	YDS.	AVG.	LG	TD
2020	Washington	0	0	0	0	0.0	0	0.0	0	0	0	0	0	0.0	0	0	0.0	0	0
TOTALS		0	0	0	0	0.0	0	0.0	0	0	0	0	0	0.0	0	0	0.0	0	0

300-YARD PASSING GAMES (1): REGULAR SEASON

DATE	TEAM	NO.	YDS.	AVG.	LG	TD
10/04/20	RAVENS	32	314	9.8	40	0



EST. 1933

STEELERS NATION

WEARABLE TOWEL

60

J.C. HASSENAUER

CENTER

HEIGHT: 6-2
WEIGHT: 295
COLLEGE: Alabama
BORN: Sep. 15, 1995 (25)

BIRTHPLACE: Woodbury, MN
HOW ACQUIRED: FA '19
NFL EXPERIENCE: 2nd year

PRO CAREER

- ✦ Has played in 15 games (four starts) in three-year career (Falcons 2018; Steelers 2019-20)
- ✦ Made NFL debut in Week 1 of 2020 at N.Y. Giants
- ✦ Made NFL starting debut in Week 12 vs. Baltimore

2020 (STEELERS)

- ✦ Played in 15 regular-season games (four starts)
- ✦ Made NFL debut in Week 1 of 2020 at N.Y. Giants
- ✦ Made NFL starting debut in Week 12 vs. Baltimore

2019 (STEELERS)

- ✦ Spent training camp with Pittsburgh and had a stint on the Steelers practice squad
- ✦ Promoted to the Pittsburgh active roster for Week 17 at Baltimore

2018 (FALCONS)


- ✦ Spent training camp with Atlanta and had a stint on the Falcons practice squad

J.C. HASSENAUER'S NFL REGULAR SEASON STATISTICS

DATE	TEAM	GP	GS
2018	Falcons	0	0
2019	Steelers	0	0
2020	Steelers	15	4
NFL TOTALS		15	4

J.C. HASSENAUER'S NFL POSTSEASON STATISTICS

DATE	TEAM	GP	GS
2020	Steelers	1	0
NFL TOTALS		1	0



CAMERON HEYWARD

DEFENSIVE TACKLE

HEIGHT: 6-5 BIRTHPLACE Pittsburgh, PA

WEIGHT: 295 HOW ACQUIRED: D1 '11

COLLEGE: Ohio State NFL EXPERIENCE: 11th year

BORN: May. 6, 1989 (32)

AP AP
ALL-PRO TEAM

'17 '19 '18 '19 '20

PRO CAREER

- ✦ Six-time team captain (2015, 2016, 2017, 2018, 2019, 2020)
- ✦ Four-time Pro Bowler (2017, 2018, 2019, 2020)
- ✦ Two-time Associated Press First Team All-Pro (2017, 2019)
- ✦ Two-time Steelers Walter Payton Man of the Year (2015, 2018)
- ✦ Two-time recipient of the Pro Football Writers' "The Chief Award" (2014 and 2019), which was established in honor of the Steelers' founder, Arthur J. Rooney, Sr., and is presented annually to the Steeler that best exemplifies the spirit of cooperation with the media
- ✦ Joined Joe Greene (four times) as the only interior defensive linemen (DT-NT) in franchise history to be voted Associated Press first-team All-Pro more than once
- ✦ Only defensive linemen in franchise history with 8.0 or more sacks in at least three seasons (2017, 2018, 2019)
- ✦ Drafted by the Steelers in the first round (31st overall) of the 2011 NFL Draft
- ✦ Played in 149 games (114 starts) over his 10-year NFL career
- ✦ Registered 451 tackles, 136 quarterback hits, 86 tackles for loss, 58.0 sacks, 33 passes defended, six forced fumbles, five fumble recoveries and one interception
- ✦ Entering 2021, has the second-most sacks (58.0) in team history among defensive linemen and seventh-most among all Steelers since the stat became official in 1982
- ✦ Entering 2021, has registered 10 multi-sack games in his NFL regular-season career, which ranks sixth in franchise history
- ✦ His 58.0 career sacks are the third-most among active defensive tackles in the League
- ✦ Ranks second in tackles (137), fourth in sacks (13.0), fourth in tackles for loss (18) and tied for seventh in quarterback hits (41) among NFL defensive tackles since 2019

2020 (STEELERS)

- ✦ Named a defensive captain for the sixth time (sixth consecutive)
- ✦ Started all 15 games he played in during the regular season and one playoff game
- ✦ Recorded 54 tackles, 4.0 sacks, 19 quarterback hits, seven tackles for a loss and three passes defended
- ✦ Registered the first interception of his career in Week 1 at New York Giants (game 135 and start 100)
- ✦ His interception halted a Giants' drive that opened at its own 9-yard line and marched 87 yards on 19 plays, taking New York down to the Steelers' 4-yard line

2019 (STEELERS)

- ✦ Named a defensive captain for the fifth time (fifth consecutive)
- ✦ Started all 16 games
- ✦ Recorded 83 tackles, 9.0 sacks, 22 quarterback hits, 11 tackles for a loss and six passes defended
- ✦ Ranked second on the team in quarterback hits, third in sacks and third in TFLs
- ✦ Led all NFL defensive linemen in tackles
- ✦ His 83 tackles were the most by a Steelers defensive lineman since Donald Evans had 84 in 1993
- ✦ Registered seven or more tackles in three different games
- ✦ His 22 quarterback hits were the second-most among all defensive tackles in the NFL
- ✦ Recorded three or more quarterback hits in three separate games
- ✦ Joined Aaron Donald as the only defensive tackles in the League with at least three QB hits in three or more games
- ✦ His 9.0 sacks were the second-most among all defensive tackles in the NFL
- ✦ His 11 TFLs were the fourth-most among all defensive tackles in the NFL

2018 (STEELERS)

- Named a defensive team captain for the fourth straight season
- Started all 16 regular season games for the third time in his career
- Finished the season with 51 tackles (29 solo), 8.0 sacks (second on the team), 18 quarterback hits (second on the team), three pass breakups, one forced fumble and one fumble recovery
- Surpassed Aaron Smith for the second-most sacks by a Steelers defensive lineman and seventh-most sacks by a Steeler since sacks became an official statistic in 1982

2017 (STEELERS)

- Named a defensive team captain for the third straight season
- Started all 15 of the regular-season games he played in
- Finished the season with a career-high 12.0 sacks, 45 tackles (30 solo), 22 quarterback hits, 16 tackles for loss, two forced fumbles and one fumble recovery
- Recorded four multi-sack performances, tying for most in the league
- His 12.0 sacks tied for third-most among AFC defensive linemen and tied for sixth among all NFL defensive linemen in sacks
- Named AFC Defensive Player of the Week for his Week 4 performance at Baltimore (10/1)
- Registered the third multi-sack game in his regular-season career and credited with a forced fumble and fumble recovery
- Named AFC Defensive Player of the Week for his Week 12 performance vs. Green Bay (11/26)
- Registered the fifth game of his regular-season career with multiple sacks
- Added six tackles (three solo), two tackles for losses and three quarterback hits
- Surpassed Clark Haggans (32.0) for the 10th-most sacks by a Steeler since sacks became an official statistic in 1982
- Established a single-game high for sacks in the first half of a game with 2.0 at Houston in Week 16
- First Steelers defensive lineman to record at least 2.0 sacks in the first half of a game since Nov. 9, 2009 (Brett Keisel at Denver)
- Surpassed Lawrence Timmons and Kevin Greene (35.5) for the eighth-most sacks by a Steeler since sacks became an official statistic in 1982

2016 (STEELERS)

- Named a defensive team captain for the second straight season
- Started seven games during the regular season
- Inactive for two games due to a left hamstring injury (10/16 at Miami and 10/23 vs. New England)
- Placed on the team's Reserve/Injured List due to a pectoral injury on November 19, and missed the remainder of the regular season and postseason
- Recorded a single-game career-high 3.0 sacks
- Fourth defensive end in franchise history to record at least 3.0 sacks in a single game and the first since Ray Seals in 1994 (11/6 at Houston) since sacks became an official statistic in 1982

2015 (STEELERS)

- Named a defensive team captain for the first time in his career
- Started all 16 regular-season games for the second consecutive season
- Led the team with 7.0 sacks during the regular season
- Has recorded at least 5.0 sacks in three straight seasons, becoming the second defensive end (Keith Willis) to record 5.0 sacks in three or more consecutive seasons since sacks became an official statistic in 1982
- Started both postseason contests
- Recorded a strip sack in the second quarter of the Wild Card victory Cincinnati, the first sack and forced fumble of his career in the postseason

2014 (STEELERS)

- Started all 16 games during the regular season for the first time in his career
- Set a then career-high with 7.5 sacks on the season
- First defensive lineman to lead or tie for the team lead in sacks since Aaron Smith (2004)
- Recorded 1.5 sacks, the first multi-sack game of his career and the first Steelers' defensive end to record a multi-sack game since Brett Keisel (12/23/12 vs. Cincinnati)
- Started the lone postseason contest

2013 (STEELERS)

- Played in all 16 games, making a then career-best 13 starts
- Started his first career game 9/22 vs. Chicago
- Recorded 5.0 sacks on the season, his first season with at least five quarterback takedowns
- Recorded a career-high 12 tackles, and one sack, in Week 14 vs. Miami

2012 (STEELERS)

- Saw action on the defensive line and on special teams in all 16 contests

2011 (STEELERS)

- Saw action in all 16 regular-season games and the lone postseason contest in his rookie season
- Totaled one sack, two pass breakups and one forced fumble in the regular season
- Registered his first career sack and forced fumble in the fourth quarter in Week 5 vs. Tennessee

CAMERON HEYWARD'S NFL REGULAR SEASON DEFENSIVE STATISTICS																									
DATE	TEAM	GP	GS	TK	S	TACKLES					QBH	INTERCEPTIONS				O. FUMB			ST			MISC			
						A	TFL	YDS	SK	YDS		NO	YDS	LG	TD	PD	FF	FR	YDS	TK	S	A	FF	S	A
2011	Steelers	16	0	11	10	1	0	0	1.0	8.0	3	0	0	0	0	1	0	0	0	0	0	0	0	0	0
2012	Steelers	16	0	20	13	7	2	0	1.5	5.0	3	0	0	0	0	0	0	0	0	0	0	0	0	0	0
2013	Steelers	16	13	59	35	24	7	51	5.0	41.0	10	0	0	0	7	0	1	8	0	0	0	0	0	0	0
2014	Steelers	16	16	53	33	20	11	54	7.5	47.0	16	0	0	0	4	0	0	0	0	0	0	0	0	0	0
2015	Steelers	16	16	54	39	15	15	69	7.0	35.0	13	0	0	0	2	1	0	0	0	0	0	0	0	0	0
2016	Steelers	7	7	21	17	4	4	18	3.0	16.0	5	0	0	0	4	0	1	1	0	0	0	0	0	0	0
2017	Steelers	15	15	45	30	15	16	78	12.0	71.0	22	0	0	0	3	2	1	0	0	0	0	0	0	0	0
2018	Steelers	16	16	51	29	22	10	55	8.0	60.0	18	0	0	0	3	1	1	0	0	0	0	0	0	0	0
2019	Steelers	16	16	83	51	32	11	53	9.0	61.0	23	0	0	0	6	1	1	0	0	0	0	0	0	0	0
2020	Steelers	15	15	54	30	24	7	20	4.0	28.5	19	1	0	0	3	0	0	0	0	0	0	0	0	0	0
NFL TOTALS		149	114	451	287	164	83	398	58.0	372.5	132	1	0	0	0	33	6	5	9	0	0	0	0	0	0

CAMERON HEYWARD'S NFL POSTSEASON DEFENSIVE STATISTICS

DATE	TEAM	GP	GS	TACKLES										INTERCEPTIONS					O. FUMB			ST			MISC	
				TK	S	A	TFL	YDS	SK	YDS	QBH	NO	YDS	LG	TD	PD	FF	FR	YDS	TK	S	A	FF	FR	S	A
2011	Steelers	1	0	4	3	1	0	0	0.0	0.0	0	0	0	0	0	0	0	0	0	0	0	0	0	0		
2014	Steelers	1	1	2	2	0	0	0	0.0	0.0	2	0	0	0	0	0	0	0	0	0	0	0	0	0		
2015	Steelers	2	2	1	1	0	0	0	0.0	11.0	4	0	0	0	0	1	0	0	0	0	0	0	0	0		
2017	Steelers	1	1	1	1	0	1	2	0.0	0.0	0	0	0	0	0	0	0	0	0	0	0	0	0	0		
2020	Steelers	1	1	1	1	0	0	0	0.0	0.0	0	0	0	0	1	0	0	0	0	0	0	0	0	0		
NFL TOTALS		6	5	9	8	1	1	2	1.0	11.0	6	0	0	0	1	1	0	0	0	0	0	0	0	0		



ALEX HIGHSMITH

LINEBACKER

HEIGHT: 6-4
WEIGHT: 242
COLLEGE: Charlotte
BORN: Aug. 7, 1997 (23)

BIRTHPLACE: Wilmington, NC
HOW ACQUIRED: D3 '20
NFL EXPERIENCE: 2nd year

PRO CAREER

- † Played in 16 games (five starts) as a rookie in 2020
- † Registered 42 tackles, 26 solo stops, five tackles for loss, 2.0 sacks, six quarterback hits, one interception and one pass defended
- † Recorded six tackles, four solo, on special teams
- † Made NFL debut in Week 1 of 2020 at N.Y. Giants

2020 (STEELERS)


- † Registered 42 tackles, 26 solo stops, five tackles for loss, 2.0 sacks, six quarterback hits, one interception and one pass defended
- † Recorded six tackles, four solo, on special teams
- † Entered the starting lineup in Week 13 vs. Washington
- † Intercepted his first career pass in Week 8 at Baltimore

ALEX HIGHSMITH'S NFL REGULAR SEASON DEFENSIVE STATISTICS

TACKLES											INTERCEPTIONS							O. FUMB			ST				MISC		
DATE	TEAM	GP	GS	TK	S	A	TFL	YDS	SK	YDS	QBH	NO	YDS	LG	TD	PD	FF	FR	YDS	TK	S	A	FF	FR	S	A	
2020	Steelers	16	5	42	26	16	5	22	2.0	16.0	6	1	2	2	0	1	0	0	0	6	4	2	0	0	0	0	0
NFL TOTALS		16	5	42	26	16	5	22	2.0	16.0	6	1	2	2	0	1	0	0	0	6	4	2	0	0	0	0	0

ALEX HIGHSMITH'S NFL POSTSEASON DEFENSIVE STATISTICS

TACKLES											INTERCEPTIONS					O. FUMB			ST			MISC				
DATE	TEAM	GP	GS	TK	S	A	TFL	YDS	SK	YDS	QBH	NO	YDS	LG	TD	PD	FF	FR	YDS	TK	S	A	FF	FR	S	A
2020	Steelers	1	1	2	1	1	0	0	0.0	0.0	0	0	0	0	0	0	0	0	0	0	0	0	0	0	0	0
NFL TOTALS		1	1	2	1	1	0	0	0.0	0.0	0	0	0	0	0	0	0	0	0	0	0	0	0	0	0	0



MELVIN INGRAM III

LINEBACKER

HEIGHT: 6-2
WEIGHT: 247
COLLEGE: South Carolina
BORN: Apr. 26, 1989 (32)

BIRTHPLACE: Rockingham, NC
HOW ACQUIRED: FA '21
NFL EXPERIENCE: 9th year

PRO CAREER

- Three-time Pro Bowl Selection (2017-19)
Named AFC Defensive Player of the Month for September in 2017 when he led the conference with 5.5 sacks over three games during the opening month of the season.
In 2018, became the second player in NFL history to have a sack, an interception and a rushing attempt in a single game (New York Jets LB Mo Lewis, 2000).
Posted 7.5 sacks in the first five weeks of 2017, good for the most through five games in Chargers' history.
Owns sole possession of No. 4 on the Chargers' all-time sacks list with 49 for his career.
Recorded two sacks in the 2018 AFC Wild Card at Baltimore, the first Charger with two-plus sacks in a postseason game since DE Rayle Johnson in Super Bowl XXIX against San Francisco.
Tied single-season career highs in tackles (76) and sacks (10.5) in 2017, while setting a new personal best with 22.5 tackles for loss.
In 2017, combined with DE Joey Bosa to total 23 sacks between them and rank as the No. 2 sack duo in the NFL.

2020 (CHARGERS)

- Named team captain

Logged seven starts for the Chargers prior to being placed on Reserve/Injured following Week 11, his second stint on the Reserve/Injured list in all, spent Weeks 3 to 5 and Week 12 to 17 on Reserve/Injured
 Finished the season with 10 tackles (five solo), one interception, four quarterback hits, and two passes defended
 His Week 1 INT marked his third in as many seasons, becoming the first defensive lineman to record an INT in each of the last three seasons

2019 (CHARGERS)

Selected to his third Pro Bowl, replacing Los Angeles Chargers DE Joey Bosa after initially being named as an alternate
 Started all 13 games he played in at DE
 Finished the season with 60 tackles (45 solo), four passes defended, one interception, one fumble recovery, 7.0 sacks, 11 tackles for loss and 12 quarterback hits.
 Moved into sole possession of No. 4 on the Chargers all-time sacks list with 49 in his career, passing Hall of Fame LB Junior Seau (47.0), DE Raylee Johnson (46.0) and LB Shawne Merriman (43.5).
 Made the NFL Network's NFL Top 100 list at #48

2018 (CHARGERS)

Selected to his second Pro Bowl
 Started at DE in all 16 contests
 Recorded 53 tackles (35 solo) with seven sacks and 14 tackles for loss
 Broke up five passes, forced a fumble and posted the first regular-season INT of his career, returning it eight yards
 Moved into sole possession of No. 7 on the Chargers all-time sacks list with 42 in his career, passing DE Burt Grossman (38.0) and DE Chris Mims (38.0)
 Started both postseason games at DE...Posted nine tackles (eight solo), two sacks and three tackles for loss...Added a pass defended, a forced fumble and a recovery
 Became the first Charger with two-plus sacks in a postseason game since DE Raylee Johnson did so in Super Bowl XXIX against San Francisco
 Made the NFL Network's NFL Top 100 list at #76

2017 (CHARGERS)

Selected to his first Pro Bowl, replacing Los Angeles Chargers DE Joey Bosa after initially being named as an alternate
 Named AFC Defensive Player of the Month for September
 Led the conference with 5.5 sacks and 16 tackles (13 solo) in three games during the season's opening month
 Started all 16 contests, posting 76 tackles (50 solo), 10.5 sacks, 22.5 tackles for loss, a pass defended, a forced fumble and two recoveries, including one he returned 39 yards for the first TD of his career
 His 10.5 sacks ranked tied for sixth in the AFC and tied for No. 15 in the NFL in 2017
 His 7.5 sacks in the first five weeks were the most through five games in Chargers history
 Registered the most defensive snaps among all Los Angeles pass rushers with 891
 Part of a defensive unit that ranked tied for fifth in the NFL with 43 sacks
 Combined with Bosa (12.5 sacks), was the No. 2 sack duo in the NFL with 23 sacks between the two of them

2016 (CHARGERS)

Started all 16 games for the second-straight year
 Totaled 66 tackles (45 solo), eight sacks and 13 tackles for loss
 Added four passes defended and four forced fumbles

2015 (CHARGERS)

Started all 16 games for the first time in his career, setting career highs with 76 tackles (65 solo) and 10.5 sacks
 Added 19 tackles for loss, five passes defended, four forced fumbles and a recovery
 Posted at least one sack in five-straight games to close out the season

2014 (CHARGERS)

Started all nine games that he played in, missing seven games with a hip injury
 Placed on injured reserve with designation to return with a hip injury on Sept. 20
 Activated on Nov. 15
 Registered 40 tackles (25 solo), four sacks, seven tackles for loss and two forced fumbles
 Posted his first back-to-back games with sacks

2013 (CHARGERS)

Suffered a knee injury early in the offseason and began the season on the Physically Unable to Perform list before returning Dec. 8
 Finished the season with 13 tackles (five solo), a sack, two tackles for loss and a forced fumble in four games played (one start)
 Started both postseason contests, registering six tackles (two solo) and an INT that he returned three yards for his first NFL pick

2012 (CHARGERS)


Appeared in all 16 games with two starts
 Registered 29 tackles (18 solo) and a six-yard sack
 Added five tackles for loss, five passes defended and two forced fumbles
 Recorded 12 special teams tackles
 Forced a fumble on the first defensive series of his NFL debut at Oakland on Sept. 10

MELVIN INGRAM III'S NFL REGULAR SEASON DEFENSIVE STATISTICS

DATE	TEAM	GP	GS	TACKLES					YDS	QBH	INTERCEPTIONS					O. FUMB			ST					MISC	
				TK	S	A	TFL	YDS	SK		NO	YDS	LG	TD	PD	FF	FR	YDS	TK	S	A	FF	FR	S	A
2012	Chargers	16	2	29	16	13	4	0	1.0	6.0	3	0	0	0	5	1	0	0	12	11	1	0	0	0	0
2013	Chargers	4	1	8	4	4	1	0	1.0	0.0	1	0	0	0	0	1	0	0	0	0	0	0	0	0	0
2014	Chargers	9	9	29	21	8	5	20	4.0	31.0	7	0	0	0	1	2	1	0	0	0	0	0	0	0	0
2015	Chargers	16	16	65	52	13	14	70	10.5	73.5	20	0	0	0	6	3	1	0	0	0	0	0	0	0	0
2016	Chargers	16	16	60	46	14	10	49	8.0	62.0	19	0	0	0	5	4	0	0	0	0	0	0	0	0	0
2017	Chargers	16	16	56	43	13	17	84	10.5	87.5	25	0	0	0	1	2	39	0	0	0	0	0	0	0	0
2018	Chargers	16	16	43	28	15	8	41	7.0	54.5	16	1	8	8	3	1	2	4	0	0	0	0	0	0	0
2019	Chargers	13	13	49	40	9	11	49	7.0	42.5	12	1	9	9	6	0	1	2	0	0	0	0	0	0	0
2020	Chargers	7	7	10	5	5	0	0	0.0	0.0	5	1	0	0	2	0	0	0	0	0	0	0	0	0	0
NFL TOTALS		113	96	349	255	94	70	313	49.0	357.0	108	3	17	9	0	29	13	75	12	11	1	0	0	0	0

MELVIN INGRAM III'S NFL POSTSEASON DEFENSIVE STATISTICS

DATE	TEAM	GP	GS	TACKLES					YDS	QBH	INTERCEPTIONS					O. FUMB			ST					MISC	
				TK	S	A	TFL	YDS	SK		NO	YDS	LG	TD	PD	FF	FR	YDS	TK	S	A	FF	FR	S	A
2013	Chargers	2	2	6	3	3	0	0	0.0	0.0	1	1	3	3	0	1	0	0	0	0	0	0	0	0	0
2018	Chargers	2	2	9	8	1	3	18	2.0	17.0	3	0	0	0	1	1	1	0	0	0	0	0	0	0	0
NFL TOTALS		4	4	15	11	4	3	18	2.0	17.0	4	1	3	3	0	2	1	1	0	0	0	0	0	0	0



EST. 1933

STEELERS NATION

Buffalo

83

ANTHONY JOHNSON

WIDE RECEIVER

HEIGHT: 6-2

WEIGHT: 210

COLLEGE: Buffalo

BORN: Jan. 29, 1995 (26)

BIRTHPLACE Rock Hill, SC

HOW ACQUIRED: FA '20

NFL EXPERIENCE: 1st year

PRO CAREER

- ✦ Has yet to make NFL debut

2020 (STEELERS)

- ✦ Spent training camp with Pittsburgh before being released and signed to the Steelers practice squad prior to Week 7

2019 (STEELERS)

- ✦ Spent training camp with Tampa Bay before being released and signed to the Chargers practice squad prior to Week 1

ANTHONY JOHNSON'S NFL REGULAR SEASON RUSHING/RECEIVING STATISTICS

DATE	TEAM	GP	GS	RECEIVING					RUSHING				
				NO.	YDS.	AVG.	LG	TD	NO.	YDS.	AVG.	LG	TD
2019	Buccaneers	0	0	0	0	0.0	0	0	0	0	0.0	0	0
NFL TOTALS		0	0	0	0	0.0	0	0	0	0	0.0	0	0

ANTHONY JOHNSON'S NFL POSTSEASON RUSHING/RECEIVING STATISTICS


DATE	TEAM	GP	GS	RECEIVING					RUSHING				
				NO.	YDS.	AVG.	LG	TD	NO.	YDS.	AVG.	LG	TD
2020	Buccaneers	0	0	0	0	0.0	0	0	0	0	0.0	0	0
NFL TOTALS		0	0	0	0	0.0	0	0	0	0	0.0	0	0

ANTHONY JOHNSON'S NFL REGULAR SEASON RETURN STATISTICS

DATE	TEAM	RET.	KICKOFF RETURNS					PUNT RETURNS				
			YDS.	AVG.	LG	TD	NO.	FC	YDS.	AVG.	LG	TD
2019	Buccaneers	0	0	0.0	0	0	0	0	0	0.0	0	0
NFL TOTALS		0	0	0.0	0	0	0	0	0	0.0	0	0

ANTHONY JOHNSON'S NFL POSTSEASON RETURN STATISTICS

DATE	TEAM	RET.	KICKOFF RETURNS					PUNT RETURNS				
			YDS.	AVG.	LG	TD	NO.	FC	YDS.	AVG.	LG	TD
2020	Buccaneers	0	0	0.0	0	0	0	0	0	0.0	0	0
NFL TOTALS		0	0	0.0	0	0	0	0	0	0.0	0	0



EST. 1933

STEELERS NATION

Buffalo

51

BUDDY JOHNSON

LINEBACKER

HEIGHT: 6-2

WEIGHT: 240

COLLEGE: Texas A&M

BORN: Feb. 27, 1999 (22)


BIRTHPLACE Dallas, TX

HOW ACQUIRED: D4b '21

NFL EXPERIENCE: R

PRO CAREER

- ✦ Has yet to make NFL debut



EST. 1933

STEELERS NATION

Hardtail

18

DIONTAE JOHNSON

WIDE RECEIVER

HEIGHT: 5-10

WEIGHT: 183

COLLEGE: Toledo

BORN: Jul. 5, 1996 (25)

BIRTHPLACE: Ruskin, FL

HOW ACQUIRED: D3a '19

NFL EXPERIENCE: 3rd year

PRO CAREER

- Has played in 31 games (25 starts) over his two-year NFL career (all with Steelers)
- Has caught 147 passes for 1,603 yards and 12 TDs
- Led the NFL in punt-return average (12.4) in 2019
- Fifth player in franchise history to lead the League and first since the 1970 AFL-NFL merger
- Ranked among the rookie leaders in 2019 in receptions (59, 1st), receiving yards (680, 6th) and TD grabs (5, 1-7th)
- Third Steelers rookie in franchise history with 50 or more receptions in a season (Troy Edwards, 61, 1999; JuJu Smith-Schuster, 58, 2017)
- First rookie in franchise history with a punt return for a TD since Antonio Holmes (vs. Carolina on 12/17/06)
- Fourth player in franchise history with a punt return for a TD and TD reception in the same game (Antonio Brown-3; Louis Lipps-2; Roy Jefferson), and first to do so since Antonio Brown (vs. Indianapolis 12/6/15)
- Second rookie in franchise history with a punt return for a TD and TD reception in the same game and first to do so since Louis Lipps (at New Orleans 11/19/84)

2020 (STEELERS)

- Saw action in 15 regular-season games with 13 starts
- Finished season with 88 receptions for 923 yards and seven TD catches and three rushes for 15 yards
- Caught six passes for 116 yards and one TD and registered first career 100-yard receiving game vs. Cincinnati in Week 10
- Registered a career-high 12 receptions for 111 yards (second most in his career) at Jacksonville in Week 11
- His 12 receptions were the most by a Steelers player since Jaylen Samuels had 13 vs. Indianapolis on Nov. 3, 2019
- First Steelers wideout with back-to-back 100-yard receiving games since JuJu Smith-Schuster in Weeks 11 and 12 of 2018
- Caught six or more passes in five straight games (Week 9-13) for the Steelers
- Fifth Steelers player in the Super Bowl era to record such a streak, joining WR Hines Ward, WR Antonio Holmes, WR Antonio Brown and RB Le'Veon Bell

2019 (STEELERS)

- Saw action in all 16 regular-season games with 12 starts
- Finished his rookie campaign with 59 receptions for 680 yards and five TD catches, four rushes for 41 yards and returned 20 punts on special teams for 248 yards, including an 85-yard TD return
- His 59 catches ranked second in franchise history among rookies and led all rookies in 2019
- His 85-yard punt return for a TD was Pittsburgh's first since Dec. 6, 2015 (Antonio Brown vs IND), and the longest punt return for a TD in franchise history
- Led the NFL in punt-return average (12.4) in 2019

DIONTAE JOHNSON'S NFL REGULAR SEASON RUSHING/RECEIVING STATISTICS

DATE	TEAM	GP	GS	RECEIVING					RUSHING				
				NO.	YDS.	AVG.	LG	TD	NO.	YDS.	AVG.	LG	TD
2019	Steelers	16	12	59	680	11.5	45t	5	4	41	10.3	17	0
2020	Steelers	15	13	88	923	10.5	47	7	3	15	5.0	9	0
NFL TOTALS		31	25	147	1,603	10.9	47	12	7	56	8.0	17	0

DIONTAE JOHNSON'S NFL POSTSEASON RUSHING/RECEIVING STATISTICS

DATE	TEAM	GP	GS	RECEIVING					RUSHING				
				NO.	YDS.	AVG.	LG	TD	NO.	YDS.	AVG.	LG	TD
2020	Steelers	1	1	11	117	10.6	19	0	0	0	0.0	0	0
NFL TOTALS		1	1	11	117	10.6	19	0	0	0	0.0	0	0

DIONTAE JOHNSON'S NFL REGULAR SEASON RETURN STATISTICS

KICKOFF RETURNS						PUNT RETURNS						
DATE	TEAM	RET.	YDS.	AVG.	LG	TD	NO.	FC	YDS.	AVG.	LG	TD
2019	Steelers	0	0	0.0	0	0	20	7	248	12.4	85t	1
2020	Steelers	1	24	24.0	24	0	8	2	58	7.3	18	0
NFL TOTALS		1	24	24.0	24	0	28	9	306	10.9	85T	1

DIONTAE JOHNSON'S NFL POSTSEASON RETURN STATISTICS


KICKOFF RETURNS							PUNT RETURNS					
DATE	TEAM	RET.	YDS.	AVG.	LG	TD	NO.	FC	YDS.	AVG.	LG	TD
2020	Steelers	0	0	0.0	0	0	0	0	0	0.0	0	0
NFL TOTALS		0	0	0.0	0	0	0	0	0	0.0	0	0

100-YARD RECEIVING GAMES (2): REGULAR SEASON

DATE	TEAM	NO.	YDS.	AVG.	LG	TD
11/15/20	BENGALS	6	116	19.3	46	1
11/22/20	at Jaguars	12	111	9.3	23	0

100-YARD RECEIVING GAMES (1): POSTSEASON

DATE	TEAM	NO.	YDS.	AVG.	LG	TD
01/10/21	BROWNS	11	117	10.6	19	0



JAMIR JONES

OUTSIDE LINEBACKER

HEIGHT: 6-3
WEIGHT: 255
COLLEGE: Notre Dame
BORN: Jun. 14, 1998 (23)


BIRTHPLACE: Rochester, NY
HOW ACQUIRED: FA '21
NFL EXPERIENCE: 1st year

PRO CAREER

- Has yet to make NFL debut

JAMIR JONES' NFL REGULAR SEASON DEFENSIVE STATISTICS

		TACKLES										INTERCEPTIONS					O. FUMB					ST					MISC	
DATE	TEAM	GP	GS	TK	S	A	TFL	YDS	SK	YDS	QBH	NO	YDS	LG	TD	PD	FF	FR	YDS	TK	S	A	FF	FR	S	A		
2020	Texans	0	0	0	0	0	0	0	0.0	0.0	0	0	0	0	0	0	0	0	0	0	0	0	0	0	0	0		
NFL TOTALS		0	0	0	0	0	0	0	0.0	0.0	0	0	0	0	0	0	0	0	0	0	0	0	0	0	0	0		



MILES KILLEBREW

(KILLA-BREW) SAFETY

HEIGHT: 6-2
WEIGHT: 222
COLLEGE: Southern Utah
BORN: May. 10, 1993 (28)

BIRTHPLACE: Henderson, NV
HOW ACQUIRED: D-4 '16
NFL EXPERIENCE: 6th year

PRO CAREER

- Has played in 78 games (four starts) over his five-year NFL career (with Lions, 2016-20)
- Has registered 56 tackles, 45 solo stops, six passes defended, two interceptions, one tackle for loss, one quarterback hit, one forced fumble and one interception return for TD
- Since entering the NFL in 2016, Killebrew has 43 solo special teams' tackles, the fourth-most in the League in that span
- Recorded the first blocked punt of his career in Week 8 of 2020 vs. Indianapolis
- Ranked tied for second in the NFL with 13 solo special teams' tackles in 2019, while his 15 total special teams' tackles ranked fourth
- His 15 special teams' tackles in 2019 were a career-high and the most by a Lion since DB Don Carey had 16 in 2015
- Recorded his first-career interception for a touchdown and notched three tackles in Week 1 of 2017 vs. Arizona
- Appeared in all 16 games his rookie season in 2016 and recorded his first career interception against Saints QB Drew Brees in Week 13 at New Orleans
- Highest draft pick in Southern Utah history

2020 (LIONS)

- Appeared in 15 games and recorded 12 tackles on special teams
- Recorded two special teams' tackles in Week 4 at New Orleans
- Was a game-day inactive in Week 7 at Atlanta
- Blocked a punt for the first time in his career, which lead to a Detroit TD, in Week 8 vs. Indianapolis

2019 (LIONS)

- Appeared in 15 games and accumulated a career-high 15 total special teams' tackles, marking the most by a Lions player since 2015 (DB Don Carey, 16)
- Saw action on special teams, recording two special teams tackles in Week 1 at Arizona
- Saw action on defense for an injured S Tavon Wilson, recording two solo tackles in Week 8 vs. the N.Y. Giants
- Played his most defensive snaps of the season (57) and recorded a season-best three solo tackles in Week 17 vs. Green Bay

2018 (LIONS)

- Recorded one special teams' tackle against the New England Patriots in Week 3
- Posted two special teams' tackles, tying a career-best, against the Rams in Week 13

2017 (LIONS)

- Recorded three tackles and first career interception for a TD in Week 1 against Arizona

- ✦ Appeared in Week 2 at N.Y. Giants and registered three tackles and a pass defended
- ✦ Recorded first career start in Week 3 against Atlanta and tied for a game-high eight tackles
- ✦ Totaled three tackles and tied a career-high with two passes defended in Week 4 at Minnesota
- ✦ Totaled two tackles and a forced fumble in Week 6 at New Orleans
- ✦ Totaled two tackles in Week 8 against Pittsburgh
- ✦ Recorded a tackle on defense and special teams in Week 9 at Green Bay
- ✦ Recorded two tackles, one quarterback hit, and one tackle on special teams in Week 12 against Minnesota
- ✦ Totaled three tackles in Week 13 at Baltimore

2016 (LIONS)

- ✦ Made his NFL debut by contributing on special teams in Week 1 at Indianapolis
- ✦ Played 17 snaps on special teams in Week 3 at Green Bay
- ✦ Recorded his first NFL tackle in Week 4 at Chicago
- ✦ Played 19 snaps on special teams and six on defense in Week 6 vs. Los Angeles
- ✦ Contributed on both defense and special teams, recording one tackle in Week 7 vs. Washington
- ✦ Continued to make his presence known on special teams in Week 9 at Minnesota, tallying two tackles against the Vikings return men
- ✦ Totaled a career-high five tackles (four solo) in Week 11 vs. Jacksonville
- ✦ All over the field in Week 12 vs. Minnesota, contributing four solo tackles on defense and one on special teams
- ✦ Two of his four solo tackles came on crucial third-down stops in the second half of Detroit's 16-13 win over the visiting Vikings
- ✦ Picked off Saints QB Drew Brees late in the fourth quarter of Week 13 at New Orleans for his first career interception that secured Detroit's eighth victory of 2016
- ✦ Added two solo tackles on defense and one on special teams
- ✦ Registered four total tackles (three solo) in Week 17 vs. Green Bay

MILES KILLEBREW'S NFL REGULAR SEASON DEFENSIVE STATISTICS

DATE	TEAM	GP	GS	TACKLES								INTERCEPTIONS						O. FUMB			ST			MISC	
				TK	S	A	TFL	YDS	SK	YDS	QBH	NO	YDS	LG	TD	PD	FF	FR	YDS	TK	S	A	FF	FR	S
2016	Lions	16	0	20	15	5	0	0	0.0	0.0	0	1	7	7	0	1	0	0	8	8	0	0	0	0	
2017	Lions	16	3	31	25	6	1	4	0.0	0.0	1	35	35t	1	5	1	0	7	7	0	0	0	0		
2018	Lions	16	0	0	0	0	0	0	0.0	0.0	0	0	0	0	0	0	0	7	5	2	0	0	0		
2019	Lions	15	1	5	5	0	0	0	0.0	0.0	0	0	0	0	0	0	0	15	13	2	0	0	0		
2020	Lions	15	0	0	0	0	0	0	0.0	0.0	0	0	0	0	0	0	0	12	10	2	0	0	0		
NFL TOTALS		78	4	56	45	11	1	4	0.0	0.0	1	2	42	35T	1	6	1	0	49	43	6	0	0	0	

MILES KILLEBREW'S NFL POSTSEASON DEFENSIVE STATISTICS

				TACKLES							INTERCEPTIONS							O. FUMB			ST			MISC		
DATE	TEAM	GP	GS	TK	S	A	TFL	YDS	SK	YDS	QBH	NO	YDS	LG	TD	PD	FF	FR	YDS	TK	S	A	FF	FR	S	A
2016	Lions	1	0	1	1	0	0	0	0.0	0.0	0	0	0	0	0	0	0	0	0	0	0	0	0	0	0	0
NFL TOTALS		1	0	1	1	0	0	0	0.0	0.0	0	0	0	0	0	0	0	0	0	0	0	0	0	0	0	0



EST. 1933

46

CHRISTIAN KUNTZ

LONG SNAPPER

HEIGHT: 6-1

BIRTHPLACE Pittsburgh, PA

WEIGHT: 228

HOW ACQUIRED: FA '20


COLLEGE: Duquesne

NFL EXPERIENCE: 1st year

BORN: Apr. 13, 1994 (27)

PRO CAREER

- ✦ Has yet to make NFL debut



EST. 1933

31

JUSTIN LAYNE

CORNERBACK

HEIGHT: 6-2

BIRTHPLACE Cleveland, OH

WEIGHT: 192

HOW ACQUIRED: D3b '19

COLLEGE: Michigan State

NFL EXPERIENCE: 3rd year

BORN: Jan. 12, 1998 (23)

PRO CAREER

- ✦ Has played in 26 games (no starts) over his two-year NFL career (all with Steelers)
- ✦ Has registered 10 tackles, seven solo stops and added 15 special teams' tackles

2020 (STEELERS)

- ✦ Saw action in 16 regular-season games

- ✦ Registered 10 tackles, seven solo stops
- ✦ Recorded 12 special teams' tackles, including six solo stops
- ✦ Registered career-high five tackles in Week 13 vs. Washington

2019 (STEELERS)


- ✦ Saw action in 10 regular-season games, contributing mostly on special teams
- ✦ Recorded three special teams' tackles

JUSTIN LAYNE'S NFL REGULAR SEASON DEFENSIVE STATISTICS

				TACKLES							INTERCEPTIONS							O. FUMB			ST				MISC	
DATE	TEAM	GP	GS	TK	S	A	TFL	YDS	SK	YDS	QBH	NO	YDS	LG	TD	PD	FF	FR	YDS	TK	S	A	FF	FR	S	A
2019	Steelers	10	0	0	0	0	0	0	0.0	0.0	0	0	0	0	0	0	0	0	0	3	3	0	0	0	0	0
2020	Steelers	16	0	10	7	3	0	0	0.0	0.0	0	0	0	0	0	0	0	0	0	12	6	6	0	0	0	0
NFL TOTALS		26	0	10	7	3	0	0	0.0	0.0	0	0	0	0	0	0	0	0	0	15	9	6	0	0	0	0

JUSTIN LAYNE'S NFL POSTSEASON DEFENSIVE STATISTICS

				TACKLES							INTERCEPTIONS							O. FUMB			ST				MISC	
DATE	TEAM	GP	GS	TK	S	A	TFL	YDS	SK	YDS	QBH	NO	YDS	LG	TD	PD	FF	FR	YDS	TK	S	A	FF	FR	S	A
2020	Steelers	1	0	0	0	0	0	0	0.0	0.0	0	0	0	0	0	0	0	0	0	0	0	0	0	0	0	0
NFL TOTALS		1	0	0	0	0	0	0	0.0	0.0	0	0	0	0	0	0	0	0	0	0	0	0	0	0	0	0



JOHN LEGUE

TACKLE

HEIGHT: 6-7
WEIGHT: 310
COLLEGE: Tulane
BORN: Apr. 17, 1996 (25)

BIRTHPLACE Alexandria, LA
HOW ACQUIRED: FA '20
NFL EXPERIENCE: 1st year

PRO CAREER

- ✦ Has yet to make NFL debut

2020 (STEELERS/PACKERS)

- ✦ Spent training camp with Green Bay and had a stint on the Steelers practice squad

2019 (BRONCOS/SAINTS/PACKERS)

- ✦ Spent training camp with Denver and had a stint on the Saints practice squad
- ✦ Signed to the Green Bay active roster from the New Orleans practice squad on Dec. 22, 2019
- ✦ Inactive for both Week 16 (at Minnesota) and Week 17 (at Detroit) as well as both postseason games

JOHN LEGUE'S NFL REGULAR SEASON STATISTICS

DATE	TEAM	GP	GS
2019	Saints	0	0
Went from New Orleans to Green Bay .			
2019	Packers	0	0
2019	TOTAL	0	0
NFL TOTALS		0	0

JOHN LEGUE'S NFL POSTSEASON STATISTICS

DATE	TEAM	GP	GS
2019	Packers	0	0
NFL TOTALS		0	0



ISAIAHH LOUDERMILK

DEFENSIVE END

HEIGHT: 6-7
WEIGHT: 240
COLLEGE: Wisconsin
BORN: Oct. 10, 1997 (23)

BIRTHPLACE Howard, KN
HOW ACQUIRED: D5 '21
NFL EXPERIENCE: R

PRO CAREER

- Has yet to make NFL debut



CASSIUS MARSH

DEFENSIVE END

HEIGHT: 6-4
 WEIGHT: 245
 COLLEGE: UCLA
 BORN: Jul. 7, 1992 (29)
 BIRTHPLACE: Mission Hills, CA
 HOW ACQUIRED: FA '20
 NFL EXPERIENCE: 8th year

PRO CAREER

- Has played in 92 games (nine starts) over his seven-year NFL career (Seahawks 2014-16; Patriots 2017; 49ers 2017-18; Cardinals 2019; Jaguars 2020; Colts 2020; Steelers 2020)
- Has registered 158 tackles, 111 solo stops, 29 quarterback hits, 25 tackles for loss, 14.0 sacks, four forced fumbles and two fumble recoveries
- Has recorded 22 tackles, 18 solo, on special teams
- Made NFL debut in Week 1 of 2015 at St. Louis Rams

2020 (JAGUARS/COLTS/STEELERS)

- Played in eight games with Jacksonville (four), Indianapolis (three) and Pittsburgh (one)
- Registered 12 tackles, 10 solo, and one quarterback hit
- Recorded two tackles, two solo, on special teams

2019 (CARDINALS)

- Played in 16 regular-season games (three starts)
- Registered 36 tackles, 25 solo, seven tackles for loss, 14 quarterback hits, 5.5 sacks and fumble recovery

2018 (49ERS)

- Played in 16 regular-season games (three starts)
- Registered 37 tackles, 26 solo, seven tackles for loss, five quarterback hits and 2.5 sacks
- Recorded 2.5 sacks, two tackles for loss and three quarterback hits in Week 9 vs. Oakland
- Registered 2.0 sacks, one tackle for loss and two quarterback hits in Week 16 vs. Chicago
- Recorded one tackle, one solo, on special teams

2017 (PATRIOTS/49ERS)

- Played in 15 regular-season games (one start)
- Registered 26 tackles, 23 solo, one tackle for loss, four quarterback hits, three forced fumbles and 3.0 sacks
- Recorded four tackles, three solo, on special teams

2016 (SEAHAWKS)

- Played in 16 regular-season games (one start)
- Registered 17 tackles, 11 solo, five tackles for loss, five quarterback hits, one forced fumble, one fumble recovery and 3.0 sacks
- Recorded five tackles, four solo, on special teams

2015 (SEAHAWKS)

- Played in 16 regular-season games (no starts)
- Registered 18 tackles, 12 solo and five tackles for loss
- Recorded 10 tackles, eight solo, on special teams

2014 (SEAHAWKS)

- Played in five regular-season games (no starts)
- Registered five tackles and four solo

CASSIUS MARSH'S NFL REGULAR SEASON DEFENSIVE STATISTICS

			TACKLES								INTERCEPTIONS					O. FUMB			ST			MISC					
DATE	TEAM	GP	GS	TK	S	A	TFL	YDS	SK	YDS	QBH	NO	YDS	LG	TD	PD	FF	FR	YDS	TK	S	A	FF	FR	S	A	
2014	Seahawks	5	0	5	1	4	0	0	0.0	0.0	0	0	0	0	0	0	0	0	0	0	0	0	0	0	0	0	
2015	Seahawks	16	0	18	12	6	5	6	0.0	0.0	0	0	0	0	0	0	0	0	0	10	8	2	0	0	0	0	
2016	Seahawks	16	1	17	11	6	5	36	3.0	29.0	5	0	0	0	0	0	1	1	0	5	4	1	0	0	0	0	
2017	Patriots	9	1	16	14	2	1	1	1.0	7.0	2	0	0	0	0	0	1	0	0	3	2	1	0	0	0	0	
Went from New England to San Francisco.																											
2017	49ers	6	0	10	9	1	0	0	2.0	20.0	2	0	0	0	0	0	2	0	0	1	1	0	0	0	0	0	
2017	TOTAL	15	1	26	23	3	1	1	3.0	27.0	4	0	0	0	0	0	3	0	0	4	3	1	0	0	0	0	
2018	49ers	16	3	37	26	11	7	35	5.5	27.0	14	0	0	0	0	0	0	0	1	1	0	0	0	0	0	0	
2019	Cardinals	16	3	43	28	15	7	43	2.5	11.0	5	0	0	0	0	0	0	0	0	0	0	0	0	0	0	0	
2020	Jaguars	4	1	9	7	2	0	0	0.0	0.0	1	0	0	0	0	0	0	0	0	0	0	0	0	0	0	0	
Went from Jacksonville to Indianapolis.																											
2020	Colts	4	0	3	3	0	0	0	0.0	0.0	0	0	0	0	0	0	0	0	0	2	2	0	1	0	0	0	
2020	TOTAL	8	1	12	10	2	0	0	0.0	0.0	1	0	0	0	0	0	0	0	0	2	2	0	1	0	0	0	
NFL TOTALS		92	9	158	111	47	25	121	14.0	94.0	29	0	0	0	0	0	4	2	0	22	18	4	1	0	0	0	

CASSIUS MARSH'S NFL POSTSEASON DEFENSIVE STATISTICS

				TACKLES							INTERCEPTIONS					O. FUMB			ST				MISC			
DATE	TEAM	GP	GS	TK	S	A	TFL	YDS	SK	YDS	QBH	NO	YDS	LG	TD	PD	FF	FR	YDS	TK	S	A	FF	FR	S	A
2015	Seahawks	2	0	1	0	1	0	0	0.0	0.0	0	0	0	0	0	0	0	0	0	1	1	0	0	0	0	0
2016	Seahawks	2	0	0	0	0	0	0	0.0	0.0	1	0	0	0	0	0	0	0	0	1	0	1	0	0	0	0
2020	Steelers	1	0	2	1	1	0	0	0.0	0.0	0	0	0	0	0	0	0	0	0	0	0	0	0	0	0	0
NFL TOTALS		5	0	3	1	2	0	0	0.0	0.0	1	0	0	0	0	0	0	0	0	2	1	1	0	0	0	0



ARTHUR MAULET

CORNERBACK

(mah-LETT)

HEIGHT: 5-10

WEIGHT: 190

COLLEGE: Memphis

BORN: Jul. 13, 1993 (28)

BIRTHPLACE New Orleans, LA

HOW ACQUIRED: FA-21

NFL EXPERIENCE: 5th year

PRO CAREER

- Has played in 34 games (12 starts) over his four-year NFL career (Saints, 2017-18; Colts 2018; Jets, 2019-20)
- Has registered 69 tackles, 50 solo stops, seven passes defended, five tackles for loss, two interceptions, one quarterback hit and 1.0 sack
- Has recorded eight tackles, six solo, and one fumble recovery on special teams
- Appeared in two postseason games with New Orleans on special teams and spent time on the practice squad for two more

2020 (JETS)

- Played in 11 games (five starts)
- Registered 23 tackles, 19 solo stops, five passes defended, 1.0 sack, one quarterback hit and one interception
- Recorded six tackles, four solo stops, on special teams

2019 (JETS)

- Appeared in a single-season high 12 games (six starts)
- Each of his six starts came over the final eight weeks of the season
- Spent two weeks on the practice squad
- Registered a single-season best 41 tackles, while also recording the first interception and two passes defended of his career
- Registered 28 tackles over the final six weeks of the season, which ranked tied for the ninth most among all corners despite playing only four of those games
- Added a single-season best four special teams tackles and contributed to a franchise record 43 non-offensive points scored with a fumble recovery in the endzone on special teams

2018 (SAINTS)

- Appeared in six games (one start) for New Orleans and Indianapolis after opening the season with the Saints and later joined the Colts active roster
- Returned to New Orleans in Week 13 and spent the final five weeks and both postseason contests on the practice squad
- Registered nine tackles on defense

2017 (SAINTS)


- A member of the practice squad for 11 of the first 12 weeks of the season, joining the active roster for the final five regular season contests and both playoff games
- Saw action on special teams, recording one tackle

ARTHUR MAULET'S NFL REGULAR SEASON DEFENSIVE STATISTICS

		TACKLES										INTERCEPTIONS					O. FUMB				ST			MISC		
DATE	TEAM	GP	GS	TK	S	A	TFL	YDS	SK	YDS	QBH	NO	YDS	LG	TD	PD	FF	FR	YDS	TK	S	A	FF	FR	S	A
2017	Saints	6	0	0	0	0	0	0.0	0.0	0.0	0	0	0	0	0	0	0	0	0	1	1	0	0	0	0	0
2018	Colts	5	1	9	6	3	0	0.0	0.0	0.0	0	0	0	0	0	0	0	0	0	0	0	0	0	0	0	0
2019	Jets	12	6	37	25	12	5	11	0.0	0.0	0	1	13	13	0	2	0	0	0	1	1	0	0	1	0	0
2020	Jets	11	5	23	19	4	0	0	1.0	3.0	1	1	20	20	0	5	0	0	0	6	4	2	0	0	0	0
NFL TOTALS		34	12	69	50	19	5	11	1.0	3.0	1	2	33	20	0	7	0	0	0	8	6	2	0	1	0	0

ARTHUR MAULET'S NFL POSTSEASON DEFENSIVE STATISTICS

				TACKLES							INTERCEPTIONS							O. FUMB			ST				MISC	
DATE	TEAM	GP	GS	TK	S	A	TFL	YDS	SK	YDS	QBH	NO	YDS	LG	TD	PD	FF	FR	YDS	TK	S	A	FF	FR	S	A
2017	Saints	2	0	0	0	0	0	0	0.0	0.0	0	0	0	0	0	0	0	0	0	0	0	0	0	0	0	0
NFL TOTALS		2	0	0	0	0	0	0	0.0	0.0	0	0	0	0	0	0	0	0	0	0	0	0	0	0	0	0



EST. 1933

STEELERS NATIONAL FOOTBALL LEAGUE

WIDE RECEIVER

14

RAY-RAY MCCLOUD

WIDE RECEIVER

HEIGHT: 5-9

WEIGHT: 190

COLLEGE: Clemson

BORN: Oct. 15, 1996 (24)

BIRTHPLACE Tampa, FL

HOW ACQUIRED: FA '20

NFL EXPERIENCE: 3rd year

PRO CAREER

- Has played in 32 games (three starts) over his three-year NFL career
- Has caught 25 passes for 113 yards
- Has rushed six times for 69 yards
- Has registered 37 kickoff returns for 838 yards (22.6 yards per return)
- Has recorded 43 punt returns for 400 yards (12.5 yards per return)
- Signed a one-year contract with the Steelers on March 10, 2021
- Signed by the Steelers on August 20, 2020
- Released by the Bills on July 28, 2020
- Signed to a Reserve/Future contract with the Bills on January 6, 2020
- Signed to the Bills' practice squad on October 17, 2019
- Released by the Panthers on October 16, 2019
- Signed with the Panthers off waivers from the Bills on September 1, 2019
- Released by the Bills on August 31, 2019
- Signed a four-year contract with the Bills on May 11, 2018
- Drafted by the Bills in the sixth round (187th overall) of the 2018 NFL Draft

2020 (STEELERS)

- Played in all 16 regular-season games and started twice
- Caught 20 passes for 77 yards, and added four rushes for 65 yards, including a career-long run of 58 yards vs. Philadelphia in Week 5
- Registered 28 kickoff returns for 646 yards (23.1 yards per return)
- Recorded 29 punt returns for 298 yards (10.3 yards per return)
- Ranked fourth in the NFL in punt return average (10.3)
- Ranked eighth in the League in kickoff return average (23.1)
- One of two players in the NFL to rank in the top 10 in both punt return and kickoff return average

2019 (PANTHERS)

- Played in six regular-season games
- Registered eight kickoff returns for 174 yards (21.8 yards per return)
- Recorded 10 punt returns for 82 yards (8.2 yards per return)

2018 (BILLS)


- Played in 10 regular-season games and started once
- Caught five passes for 36 yards, and added two rushes for four yards
- Registered one kickoff return for 18 yards (18.0 yards per return)
- Recorded four punt returns for 20 yards (5.0 yards per return)

RAY-RAY MCCLOUD'S NFL REGULAR SEASON RUSHING/RECEIVING STATISTICS

DATE	TEAM	GP	GS	RECEIVING					RUSHING				
				NO.	YDS.	AVG.	LG	TD	NO.	YDS.	AVG.	LG	TD
2018	Bills	10	1	5	36	7.2	16	0	2	4	2.0	7	0
2019	Panthers	6	0	0	0	0.0	0	0	0	0	0.0	0	0
2020	Bills	1	0	0	0	0.0	0	0	0	0	0.0	0	0
Went from Buffalo to Carolina .													
2020	Panthers	0	0	0	0	0.0	0	0	0	0	0.0	0	0
2020	TOTAL	1	0	0	0	0.0	0	0	0	0	0.0	0	0
NFL TOTALS		17	1	5	36	7.2	16	0	2	4	2.0	7	0

RAY-RAY MCCLOUD'S NFL REGULAR SEASON RETURN STATISTICS

KICKOFF RETURNS							PUNT RETURNS					
DATE	TEAM	RET.	YDS.	AVG.	LG	TD	NO.	FC	YDS.	AVG.	LG	TD
2018	Bills	1	18	18.0	18	0	4	2	20	5.0	13	0
2019	Panthers	8	174	21.8	31	0	10	7	82	8.2	39	0
2020	Bills	0	0	0.0	0	0	0	0	0	0.0	0	0
Went from Buffalo to Carolina .												
2020	Panthers	0	0	0.0	0	0	0	0	0	0.0	0	0
2020	TOTAL	0	0	0.0	0	0	0	0	0	0.0	0	0
NFL TOTALS		9	192	21.3	31	0	14	9	102	7.3	39	0



26

ANTHONY MCFARLAND JR.

RUNNING BACK

HEIGHT: 5-8
WEIGHT: 193
COLLEGE: Maryland
BORN: Mar. 4, 1999 (22)

BIRTHPLACE Hyattsville, MD
HOW ACQUIRED: D4a '20
NFL EXPERIENCE: 2nd year

PRO CAREER

- ✦ Played in 11 games (no starts) as a rookie in 2020
- ✦ Has rushed for 113 yards on 33 carries (3.4 yards per rush)
- ✦ Has caught six passes for 54 yards

2020 (STEELERS)

- ✦ Played in 11 regular-season games (no starts)
- ✦ Rushed for 113 yards on 33 carries (3.4 yards per carry) and added six receptions for 54 yards
- ✦ Ran for a career-best 42 yards on six carries in Week 3 vs. Houston

ANTHONY MCFARLAND JR.'S NFL REGULAR SEASON RUSHING/RECEIVING STATISTICS

DATE	TEAM	RUSHING							RECEIVING				
		GP	GS	NO.	YDS.	AVG.	LG	TD	NO.	YDS.	AVG.	LG	TD
2020	Steelers	11	0	33	113	3.4	20	0	6	54	9.0	17	0
NFL TOTALS		11	0	33	113	3.4	20	0	6	54	9.0	17	0

ANTHONY MCFARLAND JR.'S NFL POSTSEASON RUSHING/RECEIVING STATISTICS


DATE	TEAM	RUSHING							RECEIVING				
		GP	GS	NO.	YDS.	AVG.	LG	TD	NO.	YDS.	AVG.	LG	TD
2020	Steelers	0	0	0	0	0.0	0	0	0	0	0.0	0	0
NFL TOTALS		0	0	0	0	0.0	0	0	0	0	0.0	0	0

ANTHONY MCFARLAND JR.'S NFL REGULAR SEASON RETURN STATISTICS

KICKOFF RETURNS						PUNT RETURNS						
DATE	TEAM	RET.	YDS.	AVG.	LG	TD	NO.	FC	YDS.	AVG.	LG	TD
2020	Steelers	0	0	0.0	0	0	0	0	0	0.0	0	0
NFL TOTALS		0	0	0.0	0	0	0	0	0	0.0	0	0

ANTHONY MCFARLAND JR.'S NFL POSTSEASON RETURN STATISTICS

KICKOFF RETURNS						PUNT RETURNS						
DATE	TEAM	RET.	YDS.	AVG.	LG	TD	NO.	FC	YDS.	AVG.	LG	TD
2020	Steelers	0	0	0.0	0	0	0	0	0	0.0	0	0
NFL TOTALS		0	0	0.0	0	0	0	0	0	0.0	0	0



17

ISAIAH MCKOY


WIDE RECEIVER

HEIGHT: 6-3
WEIGHT: 182
COLLEGE: Kent State
BORN: Jan. 23, 1982 (39)

BIRTHPLACE Brooklyn, NY
HOW ACQUIRED: UDFA '21
NFL EXPERIENCE: R

PRO CAREER

- ✦ Has yet to make NFL debut



45

JARVIS MILLER

LINEBACKER

HEIGHT: 6-2

WEIGHT: 225

COLLEGE: Massachusetts

BORN: Jul. 29, 1997 (24)


BIRTHPLACE: Suffield, CT

HOW ACQUIRED: FA '21

NFL EXPERIENCE: 1st year

PRO CAREER

- Has yet to make NFL debut



99

HENRY MONDEAUX

DEFENSIVE END

HEIGHT: 6-4

WEIGHT: 280

COLLEGE: Oregon

BORN: Sep. 19, 1995 (25)

BIRTHPLACE: Portland, OR

HOW ACQUIRED: FA '19

NFL EXPERIENCE: 2nd year

PRO CAREER

- Has played in 11 games (no starts) in two-year NFL career
- Made NFL debut in Week 7 of 2020 at Tennessee
- Has registered four tackles (two solo), one tackle for loss, two quarterback hits and two special teams' tackles


- 2020 (STEELERS)
- Made his NFL debut playing 17 snaps on special teams, six snaps on defense and one snap on offense where he made a key block taking out two Titans defenders as a fullback, setting up a one-yard TD run for RB Benny Snell
 - Registered one TFL and one QB hit in Week 9 at Dallas
 - Recorded a career-high two tackles in Week 12 vs. Baltimore

HENRY MONDEAUX'S NFL REGULAR SEASON DEFENSIVE STATISTICS

DATE	TEAM	GP	GS	TACKLES								INTERCEPTIONS					O. FUMB			ST			MISC		
				TK	S	A	TFL	YDS	SK	YDS	QBH	NO	YDS	LG	TD	PD	FF	FR	YDS	TK	S	A	FF	FR	S
2019	Steelers	0	0	0	0	0	0	0.0	0.0	0	0	0	0	0	0	0	0	0	0	0	0	0	0	0	
2020	Steelers	11	0	4	2	2	1	1	0.0	0.0	2	0	0	0	0	0	0	1	1	0	0	0	0	0	
NFL TOTALS		11	0	4	2	2	1	1	0.0	0.0	2	0	0	0	0	0	0	1	1	0	0	0	0	0	

HENRY MONDEAUX'S NFL POSTSEASON DEFENSIVE STATISTICS

				TACKLES							INTERCEPTIONS					O. FUMB			ST				MISC		
DATE	TEAM	GP	GS	TK	S	A	TFL	YDS	SK	QBH	NO	YDS	LG	TD	PD	FF	FR	YDS	TK	S	A	FF	FR	S	A
2018	Saints	0	0	0	0	0	0	0	0.0	0.0	0	0	0	0	0	0	0	0	0	0	0	0	0	0	0
2020	Steelers	1	0	0	0	0	0	0	0.0	0.0	0	0	0	0	0	0	0	0	0	0	0	0	0	0	0
NFL TOTALS		1	0	0	0	0	0	0	0.0	0.0	0	0	0	0	0	0	0	0	0	0	0	0	0	0	0



65

DAN MOORE JR.

OFFENSIVE TACKLE

HEIGHT: 6-5

WEIGHT: 258

COLLEGE: Texas A&M

BORN: Sep. 28, 1998 (22)

BIRTHPLACE: Beaumont, TX

HOW ACQUIRED: D4a '21

NFL EXPERIENCE: R

PRO CAREER

- Has yet to make NFL debut



21


TRE NORWOOD

DEFENSIVE BACK

HEIGHT: 6-0 BIRTHPLACE: Fort Smith, AR
 WEIGHT: 194 HOW ACQUIRED: D7a '21
 COLLEGE: Oklahoma NFL EXPERIENCE: R
 BORN: Apr. 19, 1999 (22)

PRO CAREER

- ✦ Has yet to make NFL debut



76

CHUKWUMA OKORAFOR

OFFENSIVE LINEMAN

(Chuck-WOO-muh oh-KOR-uh-for)

HEIGHT: 6-6 BIRTHPLACE: Southfield, MI
 WEIGHT: 320 HOW ACQUIRED: D3b '18
 COLLEGE: Western Michigan NFL EXPERIENCE: 4th year
 BORN: Aug. 8, 1997 (23)

PRO CAREER

- ✦ Has played in 30 games (19 starts) over his three-year NFL career (Steelers 2018-20)
- ✦ Made NFL debut and starting debut in Week 1 of 2018 at Cleveland

2020 (STEELERS)

- ✦ Played in 16 regular-season games (15 starts)
- ✦ Part of an offensive line that surrendered just 14 sacks, which was the lowest total in the NFL
- ✦ The 14 sacks allowed by the Steelers were the fewest allowed by the team and tied for the ninth fewest allowed in the League since 1982 when sacks became an official statistic
- ✦ Steelers allowed 1.0 sack or less in 12 games this season, including six games without a sack
- ✦ Pittsburgh did not allow a sack over a five-game stretch (Nov. 8-Dec. 7)
- ✦ The five-game streak without surrendering a sack is the franchise's longest streak since 1982 when sacks became an official statistic
- ✦ The five-game streak without allowing a sack is tied for the third longest in the NFL since 1982 when sacks became an official statistic

2019 (STEELERS)

- ✦ Started at right tackle in his only appearance of the season in Week 10 vs. L.A. Rams

2018 (STEELERS)


- ✦ Played in 13 regular-season games (three starts)
- ✦ Started in Week 1 at Cleveland, Week 8 vs. Cleveland and Week 12 at Denver

CHUKWUMA OKORAFOR'S NFL REGULAR SEASON STATISTICS

DATE	TEAM	GP	GS
2018	Steelers	13	3
2019	Steelers	1	1
2020	Steelers	16	15
NFL TOTALS		30	19

CHUKWUMA OKORAFOR'S NFL POSTSEASON STATISTICS

DATE	TEAM	GP	GS
2020	Steelers	1	1
NFL TOTALS		1	1



JAMES PIERRE CORNERBACK

HEIGHT: 6-2 BIRTHPLACE: Deerfield Beach, FL
 WEIGHT: 185 HOW ACQUIRED: UDFA '20
 COLLEGE: Florida Atlantic NFL EXPERIENCE: 2nd year
 BORN: Sep. 16, 1996 (24)

PRO CAREER

- ✦ Played in 16 regular-season games (no starts) as a rookie in 2020
- ✦ Has registered one tackle, one solo stop and one tackle for loss
- ✦ Has recorded nine tackles on special teams, including six solo stops

2020 (STEELERS)

- ✦ Played in all 16 regular-season games, primarily on special teams
- ✦ Has recorded nine tackles on special teams, including six solo stops
- ✦ His nine tackles on special teams were tied for the team lead
- ✦ His six solo stops on special teams led the team
- ✦ Recorded his only tackle and tackle for loss in Week 10 at Jacksonville

JAMES PIERRE'S NFL REGULAR SEASON DEFENSIVE STATISTICS

				TACKLES							INTERCEPTIONS							O. FUMB			ST				MISC	
DATE	TEAM	GP	GS	TK	S	A	TFL	YDS	SK	YDS	QBH	NO	YDS	LG	TD	PD	FF	FR	YDS	TK	S	A	FF	FR	S	A
2020	Steelers	16	0	1	1	0	1	1	0.0	0.0	0	0	0	0	0	0	0	0	0	9	6	3	0	0	0	0
NFL TOTALS		16	0	1	1	0	1	1	0.0	0.0	0	0	0	0	0	0	0	0	0	9	6	3	0	0	0	0

JAMES PIERRE'S NFL POSTSEASON DEFENSIVE STATISTICS

		TACKLES										INTERCEPTIONS					O. FUMB			ST					MISC		
DATE	TEAM	GP	GS	TK	S	A	TFL	YDS	SK	YDS	QBH	NO	YDS	LG	TD	PD	FF	FR	YDS	TK	S	A	FF	FR	S	A	
2020	Steelers	1	0	0	0	0	0	0	0.0	0.0	0	0	YDS	0	0	0	1	0	0	0	2	2	0	0	0	0	0
NFL TOTALS		1	0	0	0	0	0	0	0.0	0.0	0	0	0	0	0	0	1	0	0	0	2	2	0	0	0	0	0



KEVIN RADER TIGHT END

HEIGHT: 6-4 BIRTHPLACE: Pittsburgh, PA
 WEIGHT: 250 HOW ACQUIRED: FA '19
 COLLEGE: Youngstown State NFL EXPERIENCE: 1st year
 BORN: Apr. 26, 1995 (26)

PRO CAREER

- ✦ Has played in one game (one start) over his three-year NFL career (Packers 2018-19; Steelers 2019-2020)
- ✦ Made NFL debut in Week 17 of 2020 at Cleveland
- ✦ Made NFL starting debut in Week 17 of 2020 at Cleveland

2020 (STEELERS)

- ✦ Spent training camp with Pittsburgh and had three stints on the Steelers practice squad
- ✦ Twice promoted to the Pittsburgh active roster (Weeks 12-14 and Week 17-Wild Card)
- ✦ Made NFL debut in Week 17 at Cleveland
- ✦ Made NFL starting debut in Week 17 at Cleveland
- ✦ Registered three special teams tackles in Week 17 at Cleveland

2019 (STEELERS)

- ✦ Spent training camp with Pittsburgh and had three stints on the Steelers practice squad

2018 (PACKERS)

- ✦ Spent training camp with Green Bay

KEVIN RADER'S NFL REGULAR SEASON RUSHING/RECEIVING STATISTICS

DATE	TEAM	GP	GS	RECEIVING				TD	RUSHING				TD
				NO.	YDS.	AVG.	LG		NO.	YDS.	AVG.	LG	
2018	Packers	0	0	0	0	0.0	0	0	0	0	0.0	0	0
2019	Packers	0	0	0	0	0.0	0	0	0	0	0.0	0	0
Went from Green Bay to Pittsburgh.													
2019	Steelers	0	0	0	0	0.0	0	0	0	0	0.0	0	0
2019	TOTAL	0	0	0	0	0.0	0	0	0	0	0.0	0	0
2020	Steelers	1	1	0	0	0.0	0	0	0	0	0.0	0	0
Went from Pittsburgh to Green Bay.													
2020	Packers	0	0	0	0	0.0	0	0	0	0	0.0	0	0
2020	TOTAL	1	1	0	0	0.0	0	0	0	0	0.0	0	0
NFL TOTALS		1	1	0	0	0.0	0	0	0	0	0.0	0	0

KEVIN RADER'S NFL POSTSEASON RUSHING/RECEIVING STATISTICS


DATE	TEAM	GP	GS	RECEIVING				TD	RUSHING				TD
				NO.	YDS.	AVG.	LG		NO.	YDS.	AVG.	LG	
2019	Packers	0	0	0	0	0.0	0	0	0	0	0.0	0	0
2020	Steelers	1	0	0	0	0.0	0	0	0	0	0.0	0	0
NFL TOTALS		1	0	0	0	0.0	0	0	0	0	0.0	0	0

KEVIN RADER'S NFL REGULAR SEASON RETURN STATISTICS

DATE	TEAM	RET.	KICKOFF RETURNS				NO.	FC	PUNT RETURNS				TD
			YDS.	AVG.	LG	TD			YDS.	AVG.	LG	TD	
2018	Packers	0	0	0.0	0	0	0	0	0	0.0	0	0	0
2019	Packers	0	0	0.0	0	0	0	0	0	0.0	0	0	0
Went from Green Bay to Pittsburgh.													
2019	Steelers	0	0	0.0	0	0	0	0	0	0.0	0	0	0
2019	TOTAL	0	0	0.0	0	0	0	0	0	0.0	0	0	0
2020	Steelers	0	0	0.0	0	0	0	0	0	0.0	0	0	0
Went from Pittsburgh to Green Bay.													
2020	Packers	0	0	0.0	0	0	0	0	0	0.0	0	0	0
2020	TOTAL	0	0	0.0	0	0	0	0	0	0.0	0	0	0
NFL TOTALS		0	0	0.0	0	0	0	0	0	0.0	0	0	0

KEVIN RADER'S NFL POSTSEASON RETURN STATISTICS

DATE	TEAM	RET.	KICKOFF RETURNS				NO.	FC	PUNT RETURNS				TD
			YDS.	AVG.	LG	TD			YDS.	AVG.	LG	TD	
2019	Packers	0	0	0.0	0	0	0	0	0	0.0	0	0	0
2020	Steelers	0	0	0.0	0	0	0	0	0	0.0	0	0	0
NFL TOTALS		0	0	0.0	0	0	0	0	0	0.0	0	0	0



QUINCY ROCHE

LINEBACKER

HEIGHT: 6-3 BIRTHPLACE: Randallstown, MD


WEIGHT: 245 HOW ACQUIRED: D6 '21

COLLEGE: Miami NFL EXPERIENCE: R

BORN: Feb. 10, 1998 (23)

PRO CAREER

✦ Has yet to make NFL debut



BEN ROETHLISBERGER

QUARTERBACK

HEIGHT: 6-5 BIRTHPLACE: Findlay, OH

WEIGHT: 240 HOW ACQUIRED: D1 '04

COLLEGE: Miami (OH) NFL EXPERIENCE: 18th year

BORN: Mar. 2, 1982 (39)



PRO CAREER

- ♦ Career Regular-Season Record as a Starter: 156-74-1 (.677): 13-0 (1,000) in '04, 9-3 (.750) in '05, 7-8 (.467) in '06, 10-5 (.667) in '07, 12-4 (.750) in '08, 9-6 (.600) in '09, 9-3 (.750) in '10, 11-4 (.733) in '11, 7-6 (.538) in '12, 8-8 (.500) in '13, 11-5 (.688) in '14, 7-4 (.636) in '15, 10-4 (.714) in '16, 12-3 (.800) in '17, 9-6-1 (.594) in '18, 0-2 (.000) in '19 and in '20, 12-3 (.800).
- ♦ Fifth player in NFL history to record 150 wins as a starting quarterback in the regular-season, joining Tom Brady, Brett Favre, Peyton Manning and Drew Brees
- ♦ Fourth QB in NFL history (Tom Brady, Joe Montana and Terry Bradshaw) to win 100 games in the first 150 starts of his career
- ♦ One of six quarterbacks in NFL history with at least 13 consecutive 3,000-passing yard seasons (Brett Favre: 18, Peyton Manning: 16, Drew Brees: 15, Philip Rivers: 15, Eli Manning 14)
- ♦ Seventh quarterback in NFL history, 11th occurrence, to record 5,000 passing yards in a season (Drew Brees: 5, Tom Brady: 1, Patrick Mahomes: 1, Peyton Manning: 1, Dan Marino: 1, Matthew Stafford: 1, Jameis Winston 1).
- ♦ Sixtime Pro Bowl selection (2007, 2011, 2014-17)
- ♦ Named AFC Player of the Month (November in 2013)
- ♦ Named AFC Offensive Player of the Week 17 times in his career (Week 6 in 2004, Weeks 10 and 16 in 2007, Week 5 in 2008, Week 15 in 2009, Week 17 in 2010, Weeks 5 and 8 in 2011, Week 11 in 2013, Weeks 8-9 in 2014, Weeks 2 and 10 in 2015, Week 4 in 2016, Week 14 in 2017 and Weeks 3 and 10 in 2018)
- ♦ Named the FedEx Air Player of the Week 14 times (Week 5 in 2006, Weeks 9 and 16 in 2007, Week 5 in 2008, Week 8 in 2011, Weeks 8-9 and 14-15 in 2014, Weeks 10, 13 and 15 in 2015, Week 5 in 2016 and Week 14 in 2017)
- ♦ Named the Steelers' 2013 Walter Payton Man of the Year, an award that recognizes a player's off-the-field community service as well as his playing excellence
- ♦ Earned Sunday ESPN NFL Primetime Game Ball honors for the Wild Card Game, Divisional Playoff and AFC Championship Game in 2005
- ♦ Recipient of the 2010 and 2020 Pro Football Writers' "The Chief Award," which was established in honor of the Steelers' founder, Arthur J. Rooney, Sr., and is presented annually to the Steeler that best exemplifies the spirit of cooperation with the media
- ♦ Named 2004 Offensive Rookie of the Year by the Associated Press, Sports Illustrated, The Sporting News, Pro Football Weekly, PFWA, Football Digest and Pepsi
- ♦ Won the 2004 Joe Greene Great Performance Award given annually to the Steelers' top rookie
- ♦ Named to Pro Football Weekly's and the PFWA's 2004 All-Rookie Team
- ♦ Named Pepsi NFL Rookie of the Week (Weeks 3-6, 8, 9, 11, 13 and 16 of 2004)
- ♦ Named NFL Rookie of the Month (October in 2004)

CAREER HIGHLIGHTS (REGULAR SEASON)

- ♦ Has appeared in the most games at QB in franchise history (233), which ranks tied for 12th in NFL history.
- ♦ Has started the most games at QB in franchise history (231), which ranks tied for ninth in NFL history.
- ♦ Has the most regular-season wins in franchise history (156), which ranks fifth in NFL history.
- ♦ Entering 2021, holds career franchise regular-season records in numerous passing categories, including passing TDs (396), passing TDs of at least 60 yards (22), passing yards (60,348), passer rating (94.0), completions (5,050), pass attempts (7,838), completion percentage (64.4), yards per attempt (7.7), 300-yard passing games (72) and 3,000-yard passing seasons (14).
- ♦ Entering 2021, holds NFL records for most 500-yard passing games (three) and most 450-yard passing games (six).
- ♦ Entering 2021, ranks fourth in NFL history in 400-yard passing games (12), sixth in 300-yard passing games (66), sixth in completions (5,050), seventh in passing yards (60,348), eighth in attempts (7,838), ninth in passing TDs (396), 11th in completion percentage (64.4), min. 1,500 career pass attempts), 11th in quarterback rating (94.0, min. 1,500 career pass attempts) and 12th in pass yards/attempt (7.70, min. 1,500 career pass attempts).
- ♦ Entering 2021, is 25-2 all-time at home in October as a starter, the best winning percentage in in the Super Bowl era among QBs who have made at least 10 starts at home in October (.926).
- ♦ Entering 2021, is 22-5 in regular-season primetime games at Heinz Field, including 7-0 on Thursday night at home.
- ♦ Entering 2021, has thrown at least three TD passes in 54 regular-season games, which ranks eighth in NFL history
- ♦ Entering 2021, has registered 96 regular-season games as a starter with a passer rating over 100.0, which ranks seventh in NFL history
- ♦ Entering 2021, has orchestrated 46 regular-season gamewinning drives, which is a franchise record and ranks fifth in NFL history
- ♦ Entering 2021, has led the Steelers to an offensive scoring drive in the 4th quarter, with the team trailing by one score, to either tie or take the lead 35 times in his career, which is a franchise record and ranks fourth in NFL history
- ♦ Entering 2021, has registered at least four TD passes 16 times in his career, which is a franchise record and ranks eighth in NFL history
- ♦ Entering 2021, has led the Steelers to 59 victories as a starter when the game was decided by six points or less
- ♦ His 59 victories as a starter when the game was decided by six points or less ranks fourth in NFL history
- ♦ His 62.0 (59-36-1) winning percentage as a starter when the game was decided by six points or less ranks second in NFL history (min. 50 career starts)
- ♦ Holds single-season franchise records in completions (452 in 2018), attempts (675 in 2018), TD passes (34 in 2018), passer rating (104.1 in 2007), completion percentage (68.0 in 2015), passing yards (5,129 in 2018), 300-yard games (nine in 2014) and games with a passer rating of 100.0 or more (10 in 2014).
- ♦ Holds single-game franchise records in passing yards (522, 10/26/14 vs. Indianapolis), completions (44, 12/10/17 vs. Baltimore), attempts (66, 12/10/17 vs. Baltimore), completion percentage (min. 20 attempts, 88.0, 11/8/18 vs. Carolina) and TD passes (six), which he did in back-to-back games in 2014 (10/26 vs. Indianapolis and 11/2 vs. Baltimore).
- ♦ Thrown for at least 3,000 passing yards in 14 seasons of his 16 seasons in the NFL, including 13 straight and 14 of the last 15 campaigns (2006-2018, 2020).
- ♦ Won 74 of his first 100 home games starts, which ties as the fourth-most in NFL history (Brady: 87, Brett Favre: 82, John Elway: 77, Peyton Manning: 74).
- ♦ Only the second QB in team history (Terry Bradshaw, 111) to reach 100 career wins in the regular season.
- ♦ Earned his 130th win as a starting QB in his 192nd start to mark the third-fewest starts in NFL history to win 130 games (Tom Brady: 168 and Peyton Manning: 189).
- ♦ Third quarterback in NFL history with at least 225 TD passes in career home games (226) – joining Drew Brees (281, Mercedes-Benz Superdome) and Tom Brady (258, Gillette Stadium)
- ♦ Thrown for at least 3,000 passing yards in 14 of his 17 seasons in the NFL, which ranks tied for sixth in NFL history
- ♦ Thrown for at least 3,500 passing yards in 10 of his 17 seasons in the NFL, including a franchise-record six consecutive seasons (2013-2018)
- ♦ His 10 seasons with 3,500 passing yards or more ranks tied for ninth in NFL history
- ♦ His four seasons of 30 or more TD passes rank tied for eighth in NFL history
- ♦ His nine seasons of 25 or more TD passes rank seventh in NFL history
- ♦ His 11 seasons of 20 or more TD passes, including eight consecutive years (2011-18), rank tied for ninth in NFL history
- ♦ Threw at least 15 TDs in each of his first 15 seasons, marking the most consecutive seasons to start a career with at least 15 passing TDs in NFL history
- ♦ Has registered at least five TD passes in a game six times in his career, becoming the fifth quarterback in NFL history to register at least five TD passes in six games in a career (Drew Brees: 11, Peyton Manning: 9, Tom Brady: 7, Dan Marino: 6).
- ♦ His 19 rushing TDs rank third in franchise quarterback history (Kordell Stewart, 35; Terry Bradshaw, 32)
- ♦ Has registered a perfect passer rating four times in his career – the most such games by an NFL quarterback in NFL history (min. 10 attempts)
- ♦ Only player in NFL history to record at least 500 passing yards three times (12/20/09 vs. Green Bay, 10/26/14 vs. Indianapolis, 12/10/17 vs. Baltimore)
- ♦ Threw at least one TD pass in 45 consecutive home games, which stands as the third-longest streak in NFL history (Tom Brady: 47 and Drew Brees: 60)

CAREER HIGHLIGHTS (POSTSEASON)

- ♦ In 17 seasons, has led the Steelers to 10 postseason berths, eight AFC North Championships, four AFC Championships and two Super Bowl victories in three championship game appearances, becoming the youngest quarterback to ever win a Super Bowl (23, Super Bowl XL), and the second-youngest quarterback to win his second Super Bowl (Tom Brady).

- ✦ Owns many franchise records for career postseason passing, including yards (5,757), TDs (34), attempts (744), completions (469), completion percentage (63.0), 300-yard games (six) and games with 30 or more completions (four)
- ✦ Has appeared in the most playoff games (22) in franchise history
- ✦ His 13 victories rank tied for seventh in NFL playoff history
- ✦ His 469 completions rank sixth in NFL playoff history
- ✦ His 744 attempts rank fifth in NFL playoff history
- ✦ His 5,757 passing yards rank fifth in NFL playoff history
- ✦ His 34 passing TDs rank seventh in NFL playoff history
- ✦ One of seven quarterbacks to reach 5,000 career passing yards in the postseason – joining Tom Brady, Peyton Manning, Brett Favre, Joe Montana, Aaron Rodgers and Drew Brees
- ✦ One of seven quarterbacks with at least 400 pass completions in the postseason history – Tom Brady, Peyton Manning, Brett Favre, Aaron Rodgers, Drew Brees and Joe Montana
- ✦ Has thrown a TD pass in 18 of his 22 career postseason games
- ✦ Second player in franchise playoff history to total at least 30 passing TDs with 34 (Terry Bradshaw, 30)
- ✦ Has recorded 10 multi-TD passing games in his postseason career, which is tied with Terry Bradshaw for the franchise record and ranks tied for sixth in NFL playoff history

2020 (STEELERS)

- ✦ Named an offensive captain for the 12th time (10th consecutive)
- ✦ Set NFL playoff single-game records for both completions (47) and attempts (68) in the Wild Card defeat to Cleveland
- ✦ Became the second signal caller to ever throw for at least 500 yards in the playoffs
- ✦ His 501 yards passing against the Browns ranks second in single-game postseason history. QB Tom Brady owns the postseason record with 505 yards passing in Super Bowl XXXIX.
- ✦ Ranked third in the NFL in both attempts (608) and completions (399)
- ✦ Ranked tied for seventh in TD passes (33)
- ✦ In NFL history among quarterbacks in their 17th season in the NFL, ranked first in pass TDs (33), first in completions (399), first in attempts (608), fourth in pass yards (3,804), sixth in completion percentage (65.6%) and sixth in passer rating (94.1)

2019 (STEELERS)

- ✦ Named an offensive captain for the 11th time (ninth consecutive)
- ✦ Played in the first two games of the season before leaving the Week 2 contest vs. Seattle with a season-ending injury to his right arm

2018 (STEELERS)

- ✦ Threw for at least 250 yards and one TD in each of the Steelers' first 13 games in 2018, which set franchise record for consecutive games with at least 250 passing yards and a TD pass
- ✦ Threw for at least 5,000 passing yards in a season for the first time in his NFL career
- ✦ Only quarterback in NFL history to throw three TD passes of 94 yards or more
- ✦ Fourth quarterback in NFL history to throw three TD passes of 90 yards or more
- ✦ One of two quarterbacks in NFL history to start a season with a 13-game streak or more of games with at least 250 passing yards and a TD pass, joining Drew Brees: 16 (2011)
- ✦ Completed 452 passes to mark his sixth consecutive season with at least 300 completions (eighth overall), his second consecutive season with at least 350 completions (fourth overall), his second season with at least 400 completions and first season with 450 completions
- ✦ Threw for at least 250 yards and a TD in 15 of the Steelers' 16 games
- ✦ Opened the season with three consecutive 300-passing yard games for the first time in his NFL career
- ✦ Second Steeler to lead the NFL in both passing yards and completions (Jim Finks: 1955)

2017 (STEELERS)

- ✦ Became the eighth quarterback in NFL history to reach 50,000 regular-season passing yards
- ✦ Became the ninth player in NFL history to reach 4,000 regular-season pass completions
- ✦ Became the first quarterback in NFL history to have 40 or more completions in three regular season games (completed 44 passes against Baltimore on 12/10)
- ✦ Named an offensive team captain for the ninth time (seventh consecutive)
- ✦ Finished the season ranked fifth in passing yards (4,251), tied for fourth in completions (360) and tied for fifth in passing TDs (28)
- ✦ His 360 pass completions were the third-most by a Steeler in a single season
- ✦ His 4,251 passing yards in 2017 were the fourth-most by a Steeler in a single season
- ✦ Set then franchise single-game playoff records for passing attempts (58), pass completions (37), passing yards (469) and touchdown TDs (5)

2016 (STEELERS)

- ✦ Became the 10th quarterback in NFL history to throw at least 275 TD passes with one team
- ✦ Became the 11th quarterback in NFL history to reach 45,000 passing yards and eighth to do so with one team
- ✦ Reached 45,000 passing yards in his 179th career game, the fifth-fewest games in NFL history to hit that milestone
- ✦ Became the first player in NFL history to throw at least 500 completions to three teammates (Heath Miller, Hines Ward and Antonio Brown)
- ✦ Third active NFL quarterback to reach 50 road wins (Tom Brady and Drew Brees)
- ✦ Named an offensive team captain for the eighth time
- ✦ Finished in the top-10 in the NFL in three-TD games (7, T-3rd), passing TDs (29, 6th), pass plays of 25 yards or more (33, 8th) and 300-yard passing games (4, T-10th)
- ✦ Thrown at least 20 touchdowns in six straight seasons, a team record
- ✦ Reached 3,500 passing yards for the fourth straight season, extending his team record
- ✦ Started all three postseason games, setting the Steelers' record for most playoff games played (20).

2015 (STEELERS)

- ✦ Named an offensive team captain for the seventh time
- ✦ Totaled 3,938 passing yards during the regular season
- ✦ Reached 3,500 passing yards for the third straight season, extending his team record
- ✦ Did not start vs. Cleveland (11/15) but entered the game early in the first quarter due to an injury to QB Landry Jones and completed 22-of-33 passes for 379 yards with three TDs
- ✦ His 379 yards are the most in NFL history for a quarterback that did not start the game
- ✦ Has thrown at least 20 TDs in five straight seasons, a team record
- ✦ Started both postseason contests, finishing with a 93.3 passer rating, the second-highest in a single postseason in his career

2014 (STEELERS)

- ✦ Set an NFL record for the most TD passes in a two-game span (threw for 12 TDs in Weeks 8-9)
- ✦ Threw at least one TD in 30 consecutive regular-season games that he played in, a team record, which started 9/9/12 at Denver and ended 9/11/14 at Baltimore
- ✦ Became one of six quarterbacks in NFL history to earn wins against at least 31 other teams with a Week 15 victory at Atlanta
- ✦ Named offensive team captain for the sixth year
- ✦ Started all 16 games during the regular season for the third time in his career
- ✦ Became the first quarterback in team history to throw for at least 30 TDs in two seasons (2007 and 2014)
- ✦ Became the first quarterback in team history to throw for at least 4,000 yards in back-to-back seasons
- ✦ His 4,952 passing yards tied for the league lead (Drew Brees), and he joined Jim Finks (2,270 yards in 1955) as the only QBs in team history to

lead or tie for the NFL lead in passing yards.

2013 (STEELERS)

- ✦ Named offensive team captain for the fifth year
- Started all 16 games for the second time in his career (2008)
- Tied Terry Bradshaw 11/28 at Baltimore and passed Bradshaw 12/8 vs. Miami for the most passing TDs during the regular season in franchise history
- ✦ Surpassed 30,000 career passing yards
- ✦ Passed Bradshaw (3,901) for the most pass attempts in franchise history
- ✦ Reached 200 TD passes to join Bradshaw, John Elway, Joe Montana, Tom Brady and Eli Manning as the only QBs in NFL history to have at least 200 TD passes and win at least two Super Bowls

2012 (STEELERS)

- ✦ Named offensive team captain for the fourth year
- ✦ Became the Steelers' all-time leader in passing yards during the regular season
- ✦ Marked the fifth straight season he recorded at least 3,200 passing yards
- ✦ Threw at least 20 TDs in back-to-back seasons for the first time in his career
- ✦ Recorded at least one TD pass in all 13 games he played, marking the first time in his career that he threw at least one TD in each game he played in the regular season

2011 (STEELERS)

- Became the first quarterback in franchise history to throw for more than 300 yards in three consecutive games (Weeks 7-9)
- ✦ Named offensive team captain for the third year
- ✦ Reached 25,000 career passing yards
- ✦ Passed Terry Bradshaw (2,025) for the most completions in franchise history

2010 (STEELERS)

- ✦ Finished third in the NFL during the regular season with an 8.23 yards-per-attempt average
- ✦ Recorded the longest run of his career (31 yards), and he added two rushing TDs
- ✦ Started all three postseason contests, helping lead the team to Super Bowl XLV

2009 (STEELERS)

- ✦ Broke single-season passing record, single-season completions record and the record for most 300-yard passing games
- ✦ Broke the single-game record for passing yards with 503 yards
- ✦ The 503 yards were the 10th highest total in league history
- ✦ Set the Steelers record for highest completion percentage in a single-season
- ✦ Joined Pro Hall of Famers Y.A. Tittle and Warren Moon as the only quarterbacks in the NFL to throw for at least 500 yards with three TDs and without an interception
- ✦ Became the first quarterback in team history to eclipse the 4,000-yard passing mark in a single season
- ✦ Became just the second QB in team history to reach 15,000 passing yards (15,337)
- ✦ Moved into second place on the team's all-time list for pass completions (1,222) ahead of Kordell Stewart (1,190)

2008 (STEELERS)

- ✦ Improved to 51-20 (.718 pct.) as a starter, the most wins in NFL history by a quarterback in his first five seasons
- ✦ His 51 wins in his first five seasons are the most by a QB in league history, surpassing such QBs as Otto Graham, Dan Marino, Tom Brady and John Elway
- ✦ Became the fifth QB since the NFL merger (1970) to lead his team to the conference title game in three of his first five seasons (Roger Staubach, Bernie Kosar, Tom Brady, Donovan McNabb)
- ✦ His eight playoff wins during his first five seasons trail only Brady (9) all-time
- ✦ Surpassed 1,000 career completions (1,189) during the October 19 win at Cincinnati and moved into second place on the team's all-time passing yardage list (14,974), passing Kordell Stewart (13,328) in Week 10 against the Colts
- ✦ Second-quarter TD pass to Santonio Holmes at Tennessee on December 21 was his 100th career TD pass
- ✦ With 3,301 passing yards, became the first quarterback in franchise history to top 3,000 yards in three consecutive seasons
- ✦ His 329 passing yards on December 21 at Tennessee gave him his franchise-best seventh career 300-yard passing performance

2007 (STEELERS)

- ✦ Passer rating of 104.1 was a franchise record and ranked second in the NFL behind Tom Brady
- ✦ Set a team record with TD passes in 15 straight games
- ✦ Broke the single-game completion percentage mark of 85.7% (18 of 21) in the Week 12 win over the Dolphins
- ✦ Tied a franchise record by passing for over 3,000 yards for the second consecutive year
- ✦ Set a career high and finished second in the league behind Vince Young with 204 rushing yards on 35 attempts (5.8 avg.)

2006 (STEELERS)

- ✦ Broke the team single-game record for completions as he posted 38 against Denver
- ✦ His 433 yards passing against Denver were the second-highest total in team history
- ✦ Passed Ed Brown (5,821) for 10th place on the Steelers all-time passing list with 6,051 career yards
- ✦ Passed Mike Tomczak (37) for ninth on the Steelers all-time touchdown passes list
- ✦ Passed Ed Brown (736) for 10th place on the Steelers' all-time list with 743 career attempts
- ✦ Set new career highs in attempts (54), completions (38) and yards (433)
- ✦ His 38 completions marks a new Steelers' single-game high, surpassing Neil O'Donnell's 34 at Chicago (Nov. 5, 1995)
- ✦ His 433 yards was the second-highest single-game total in Steelers' history (Tommy Maddox, 473, Nov. 10, 2002) and marked his first career 400-yard passing game
- ✦ His 54 attempts marked the third highest in Steelers' history

2005 (STEELERS)

- ✦ Youngest starting quarterback to win a Super Bowl (23-years old)
- Guided the Steelers to their first Super Bowl victory in 26 years
- ✦ Helped the Steelers become the first team in NFL history to win three road playoff games
- ✦ First quarterback in league history to lead his team to the conference championship game in each of his first two seasons

2004 (STEELERS)

- ✦ Broke Dan Marino's NFL rookie quarterback records for completion percentage (66.4) and passer rating (98.1)
- ✦ Set rookie records in completion percentage and passer rating
- ✦ First rookie quarterback in NFL history to post a 13-0 regular-season record

BEN ROETHLISBERGER'S NFL REGULAR SEASON PASSING STATISTICS

DATE	TEAM	GP	GS	ATT.	CMP.	PCT.	YDS	AVG.	TD	INT.	LG	SK	LST	RATE
2004	Steelers	14	13	295	196	66.4	2,621	8.9	17	11	58	30	213	98.1
2005	Steelers	12	12	268	168	62.7	2,385	8.9	17	9	85t	23	129	98.6
2006	Steelers	15	15	469	280	59.7	3,513	7.5	18	23	67t	46	280	75.4
2007	Steelers	15	15	404	264	65.3	3,154	7.8	32	11	83	47	347	104.1
2008	Steelers	16	16	469	281	59.9	3,301	7.0	17	15	65t	46	284	80.1
2009	Steelers	15	15	506	337	66.6	4,328	8.6	26	12	60t	50	348	100.5
2010	Steelers	12	12	389	240	61.7	3,200	8.2	17	5	56t	32	220	97.0
2011	Steelers	15	15	513	324	63.2	4,077	7.9	21	14	95t	40	269	90.1
2012	Steelers	13	13	449	284	63.3	3,265	7.3	26	8	82t	30	182	97.0
2013	Steelers	16	16	584	375	64.2	4,261	7.3	28	14	67	42	282	92.0
2014	Steelers	16	16	608	408	67.1	4,952	8.1	32	9	94t	33	172	103.3
2015	Steelers	12	11	469	319	68.0	3,938	8.4	21	16	69t	20	141	94.5
2016	Steelers	14	14	509	328	64.4	3,819	7.5	29	13	72t	17	141	95.4
2017	Steelers	15	15	561	360	64.2	4,251	7.6	28	14	97t	21	139	93.4
2018	Steelers	16	16	675	452	67.0	5,129	7.6	34	16	97t	24	166	96.5
2019	Steelers	2	2	62	35	56.5	351	5.7	0	1	45	2	7	66.0
2020	Steelers	15	15	608	399	65.6	3,803	6.3	33	10	84t	13	118	94.1
TOTALS		233	231	7,838	5,050	64.4	60,348	7.7	396	201	97T	516	3,438	94.0

BEN ROETHLISBERGER'S NFL POSTSEASON PASSING STATISTICS

DATE	TEAM	GP	GS	ATT.	CMP.	PCT.	YDS	AVG.	TD	INT.	LG	SK	LST	RATE
2004	Steelers	2	2	54	31	57.4	407	7.5	3	5	34	2	11	61.3
2005	Steelers	4	4	93	58	62.4	803	8.6	7	3	54	6	35	101.7
2007	Steelers	1	1	42	29	69.0	337	8.0	2	3	37t	6	40	79.2
2008	Steelers	3	3	89	54	60.7	692	7.8	3	1	65t	8	58	91.6
2010	Steelers	3	3	91	54	59.3	622	6.8	4	4	58	9	48	76.4
2011	Steelers	1	1	40	22	55.0	289	7.2	1	1	33	5	45	75.9
2014	Steelers	1	1	45	31	68.9	334	7.4	1	2	44	5	37	79.3
2015	Steelers	2	2	68	42	61.8	568	8.4	1	0	60	6	55	93.3
2016	Steelers	3	3	96	64	66.7	735	7.7	3	4	62t	2	15	82.6
2017	Steelers	1	1	58	37	63.8	469	8.1	5	1	43t	2	7	110.5
2020	Steelers	1	1	68	47	69.1	501	7.4	4	4	33	0	0	85.5
TOTALS		22	22	744	469	63.0	5,757	7.7	34	28	65T	51	351	86.4

BEN ROETHLISBERGER'S NFL REGULAR SEASON RUSHING STATISTICS

DATE	TEAM	NO.	YDS.	AVG.	LG	TD
2004	Steelers	56	144	2.6	20	1
2005	Steelers	31	69	2.2	13	3
2006	Steelers	32	98	3.1	20	2
2007	Steelers	35	204	5.8	30t	1
2008	Steelers	34	101	3.0	17	2
2009	Steelers	40	82	2.1	15	2
2010	Steelers	34	176	5.2	31	2
2011	Steelers	31	70	2.3	14	0
2012	Steelers	26	92	3.5	11	0
2013	Steelers	27	99	3.7	14	1
2014	Steelers	33	27	0.8	8	0
2015	Steelers	15	29	1.9	13	0
2016	Steelers	16	14	0.9	14	1
2017	Steelers	28	47	1.7	14	0
2018	Steelers	31	98	3.2	18	0
2019	Steelers	1	7	7.0	7	0
2020	Steelers	25	11	0.4	11	0
TOTALS		495	1,368	2.8	31	19

BEN ROETHLISBERGER'S NFL POSTSEASON RUSHING STATISTICS

DATE	TEAM	NO.	YDS.	AVG.	LG	TD
2004	Steelers	9	75	8.3	20	0
2005	Steelers	19	37	1.9	10	2
2007	Steelers	4	13	3.3	6	0
2008	Steelers	5	0	0.0	4	0
2010	Steelers	21	63	3.0	18	1
2011	Steelers	3	15	5.0	9	0
2014	Steelers	2	16	8.0	16	0
2015	Steelers	0	0	0.0	0	0
2016	Steelers	8	11	1.4	8	0
2017	Steelers	2	16	8.0	15	0
2020	Steelers	1	0	0.0	0	0
TOTALS		74	246	3.3	20	3

300-YARD PASSING GAMES (66): REGULAR SEASON

DATE	TEAM	NO.	YDS.	AVG.	LG	TD
12/18/04	at Giants	18	316	17.6	40	1
12/04/05	BENGALS	29	386	13.3	41	3
10/29/06	at Raiders	25	301	12.0	49	1
11/05/06	BRONCOS	38	433	11.4	63	1
10/05/08	at Jaguars	26	309	11.9	48t	3
11/16/08	CHARGERS	31	308	9.9	30	0
12/21/08	at Titans	25	329	13.2	31t	2
09/10/09	TITANS	33	363	11.0	34t	1
10/04/09	CHARGERS	26	333	12.8	35	2
10/18/09	BROWNS	23	417	18.1	52t	2
11/22/09	at Chiefs	32	398	12.4	41	3
12/20/09	PACKERS	29	503	17.3	60t	3
10/24/10	at Dolphins	19	302	15.9	53t	2
11/14/10	PATRIOTS	30	387	12.9	33t	3
12/23/10	PANTHERS	22	320	14.5	43t	1
09/25/11	at Colts	25	364	14.6	81t	1
10/23/11	at Cardinals	26	361	13.9	95t	3
10/30/11	PATRIOTS	36	365	10.1	26	2
11/06/11	RAVENS	20	330	16.5	32	1
12/19/11	at 49ers	25	330	13.2	39	0
09/23/12	at Raiders	36	384	10.7	22t	4
10/11/12	at Titans	24	363	15.1	82t	1
12/16/12	at Cowboys	24	339	14.1	60	2
09/22/13	BEARS	26	406	15.6	45	2
09/29/13	at Vikings	36	383	10.6	36	1
11/03/13	at Patriots	28	400	14.3	42	4
11/17/13	LIONS	29	367	12.7	47t	4
12/08/13	DOLPHINS	23	349	15.2	67	3
09/07/14	BROWNS	23	365	15.9	41	1
09/28/14	BUCCANEERS	29	314	10.8	31	3
10/26/14	COLTS	40	522	13.1	52	6
11/02/14	RAVENS	25	340	13.6	54t	6
11/09/14	at Jets	30	343	11.4	80t	1
11/30/14	SAINTS	32	435	13.6	48	2
12/07/14	at Bengals	25	350	14.0	94t	3
12/14/14	at Falcons	27	360	13.3	44	0
12/28/14	BENGALS	24	317	13.2	63t	2
09/10/15	at Patriots	26	351	13.5	43	1
09/20/15	49ERS	21	369	17.6	59	3
11/08/15	RAIDERS	24	334	13.9	59	2
11/15/15	BROWNS	22	379	17.2	64	3
11/29/15	at Seahawks	36	456	12.7	69t	1
12/06/15	COLTS	24	364	15.2	68t	4
12/20/15	BRONCOS	40	380	9.5	23t	3
01/03/16	at Browns	24	349	14.5	66	3
09/12/16	at Washington	27	300	11.1	42	3
10/02/16	CHIEFS	22	300	13.6	47	5
10/09/16	JETS	34	380	11.2	72t	4
11/13/16	COWBOYS	37	408	11.0	44	3
10/08/17	JAGUARS	33	312	9.5	49	0
10/29/17	at Lions	17	317	18.6	97t	1
11/26/17	PACKERS	33	351	10.6	39	4
12/10/17	RAVENS	44	506	11.5	57	2
09/09/18	at Browns	23	335	14.6	67	1
09/16/18	CHIEFS	39	452	11.6	46	3
09/24/18	at Buccaneers	30	353	11.8	75t	3
10/14/18	at Bengals	32	369	11.5	48	1
11/08/18	PANTHERS	22	328	14.9	75t	5
11/18/18	at Jaguars	27	314	11.6	78t	2
11/25/18	at Broncos	41	462	11.3	97t	1
12/23/18	at Saints	33	380	11.5	49	3
09/20/20	BRONCOS	29	311	10.7	84t	2
11/08/20	at Cowboys	29	306	10.6	42	3
11/15/20	BENGALS	27	333	12.3	46	4
12/07/20	WASHINGTON	33	305	9.2	50t	2
12/27/20	COLTS	34	341	10.0	39t	3

300-YARD PASSING GAMES (6): POSTSEASON

DATE	TEAM	NO.	YDS.	AVG.	LG	TD
01/05/08	JAGUARS	29	337	11.6	37t	2
01/03/15	RAVENS	31	334	10.8	44	1
01/17/16	at Broncos	24	339	14.1	58	0
01/22/17	at Patriots	31	314	10.1	30t	1
01/14/18	JAGUARS	37	469	12.7	43t	5
01/10/21	BROWNS	47	501	10.7	33	4



MASON RUDOLPH

QUARTERBACK

HEIGHT: 6-5

WEIGHT: 235

COLLEGE: Oklahoma State

BORN: Jun. 17, 1995 (26)

BIRTHPLACE: Rock Hill, SC

HOW ACQUIRED: D3a '18

NFL EXPERIENCE: 3rd year

PRO CAREER

- ✦ Career Regular-Season Record as a Starter: 5-4 (.556): 5-3 (.625) in '19 and 0-1 (.000) in '20
- ✦ Played in 15 games (nine starts) over his three-year NFL career
- ✦ Completed 201-of-326 passes (61.7 percent) for 2,089 yards and 15 TDs in his career
- ✦ Set franchise records for a QB in first career home start (9/30/19 vs Cincinnati) in completions (24), completion percentage (85.7), and QB rating (124.6)
- ✦ Set single-game career high in passing yards (315) at Cleveland in Week 17 of 2020 (1/3/21)
- ✦ Set single-game career high in pass attempts (44) at Cleveland in Week 11 of 2019 (11/14/19)
- ✦ Set single-game career high in completions (26) vs. Indianapolis in Week 9 of 2019 (11/3/19)
- ✦ Registered five multi-TD passing games
- ✦ First quarterback in NFL history to register his first two career wins on Monday Night Football
- ✦ Third quarterback since the 1970 NFL-AFL merger to record a passer rating of at least 81.4 and throw a TD in each of his first seven career starts
- ✦ Fifth quarterback since the 1970 NFL-AFL merger to throw a TD in each of his first eight career games (Jay Cutler, Mike Glennon, Oliver Luck and Mark Rypien)

2020 (STEELERS)

- ✦ Played in five games (one start)
- ✦ Finished the season with 25 completions for 324 yards and two TDs with one interception
- ✦ Completed 22-of-39 passes for 315 yards and two TDs with one interception in only start of the season (Week 17 at Cleveland)
- ✦ First career 300-yard passing game

2019 (STEELERS)

- ✦ Played in 10 games (eight starts)
- ✦ Finished the season with 176 completions for 1,765 yards and 13 TDs with 9 interceptions
- ✦ Had a season long-pass in Week 3 at San Francisco when he connected with JuJu Smith-Schuster for a 76-yard TD
- ✦ Recorded a season-high 26 completions and a TD in a win vs. Indianapolis in Week 9
- ✦ Started twice on Monday Night Football and had a career-high 124.6 passer rating vs. Miami in Week 9
- ✦ Made his NFL debut, entering the game in the second half for an injured Ben Roethlisberger and completed 12-of-19 passes for 112 yards, two TDs, one interception and a passer rating of 92.4 in Week 2
- ✦ Completed 14-of-27 passes for 174 yards and 2 TDs in first career start (Week 3)
- ✦ Tied franchise record for TD passes in first career start (tied with Ron Smith, 1966; Rudy Kucich, 1960; Scott Campbell, 1985) with scoring throws from 76 and 39 yards
- ✦ Completed 24-of-28 passes for 229 yards, two TDs and no interceptions for a passer rating of 124.6 in his first start at Heinz Field (vs. Cincinnati in Week 4)
- ✦ Set franchise records for a QB in first career home start in completions (24), completion percentage (85.7), and QB rating (124.6)
- ✦ His 85.7 completion percentage is tied with QB Ben Roethlisberger (85.7 vs. Miami, Nov. 26, 2007) for the third-highest in franchise history
- ✦ Completed 17-of-18 passes for 133 yards and one TD in the first half vs. Miami

2018 (STEELERS)

- ✦ Was inactive for all 16 regular-season games

MASON RUDOLPH'S NFL REGULAR SEASON PASSING STATISTICS

DATE	TEAM	GP	GS	ATT.	CMP.	PCT.	YDS	AVG.	TD	INT.	LG	SK	LST	RATE
2018	Steelers	0	0	0	0	0.0	0	0.0	0	0	0	0	0	0.0
2019	Steelers	10	8	283	176	62.2	1,765	6.2	13	9	76t	15	124	82.0
2020	Steelers	5	1	43	25	58.1	324	7.5	2	1	47	1	8	87.7
TOTALS		15	9	326	201	61.7	2,089	6.4	15	10	76T	16	132	82.7

MASON RUDOLPH'S NFL POSTSEASON PASSING STATISTICS

DATE	TEAM	GP	GS	ATT.	CMP.	PCT.	YDS	AVG.	TD	INT.	LG	SK	LST	RATE
2020	Steelers	0	0	0	0	0.0	0	0.0	0	0	0	0	0	0.0
TOTALS		0	0	0	0	0.0	0	0.0	0	0	0	0	0	0.0

MASON RUDOLPH'S NFL REGULAR SEASON RUSHING STATISTICS

DATE	TEAM	NO.	YDS.	AVG.	LG	TD
2018	Steelers	0	0	0.0	0	0
2019	Steelers	21	42	2.0	13	0
2020	Steelers	7	-6	-0.9	1	0
TOTALS		28	36	1.3	13	0

MASON RUDOLPH'S NFL POSTSEASON RUSHING STATISTICS

DATE	TEAM	NO.	YDS.	AVG.	LG	TD
2020	Steelers	0	0	0.0	0	0
TOTALS		0	0	0.0	0	0

MASON RUDOLPH'S NFL REGULAR SEASON PASSING/RUSHING STATISTICS


DATE	TEAM	GP	GS	PASSING											RUSHING				
				ATT.	CMP.	PCT.	YDS	AVG.	TD	INT.	LG	SK	LST	RATE	NO.	YDS.	AVG.	LG	TD
2018	Steelers	0	0	0	0	0.0	0	0.0	0	0	0	0	0	0.0	0	0	0.0	0	0
2019	Steelers	10	8	283	176	62.2	1,765	6.2	13	9	76t	15	124	82.0	21	42	2.0	13	0
2020	Steelers	5	1	43	25	58.1	324	7.5	2	1	47	1	8	87.7	7	-6	-0.9	1	0
TOTALS		15	9	326	201	61.7	2,089	6.4	15	10	76T	16	132	82.7	28	36	1.3	13	0

MASON RUDOLPH'S NFL POSTSEASON PASSING/RUSHING STATISTICS

DATE	TEAM	GP	GS	PASSING											RUSHING				
				ATT.	CMP.	PCT.	YDS	AVG.	TD	INT.	LG	SK	LST	RATE	NO.	YDS.	AVG.	LG	TD
2020	Steelers	0	0	0	0	0.0	0	0.0	0	0	0	0	0	0.0	0	0	0.0	0	0
TOTALS		0	0	0	0	0.0	0	0.0	0	0	0	0	0	0.0	0	0	0.0	0	0

300-YARD PASSING GAMES (1): REGULAR SEASON

DATE	TEAM	NO.	YDS.	AVG.	LG	TD
01/03/21	at Browns	22	315	14.3	47	2



JAYLEN SAMUELS

RUNNING BACK

HEIGHT: 6-0 BIRTHPLACE: Charlotte, NC

WEIGHT: 225 HOW ACQUIRED: D5b '18

COLLEGE: North Carolina State NFL EXPERIENCE: 4th year

BORN: Jul. 20, 1996 (25)

PRO CAREER

- Has played in 42 games (eight starts) over his three-year NFL career (all with Steelers)
- Has rushed for 459 yards and one TD on 131 carries (3.5 yards per rush)
- Has caught 82 passes for 550 yards and four TDs
- Has completed four of five passes for 35 yards and one interception
- Second NFL player with three completions, three rushes and three receptions in a game since the 1970 merger (Terrelle Pryor in 2016)
- First Pittsburgh running back with a completion, rush attempt and reception in the same game since Mewelde Moore in Week 4 of 2009 against the San Diego Chargers
- First Steelers non-QB with multiple completions in a game since Antwaan Randle El (2005)
- Recorded a career-high 13 receptions vs. Indianapolis (11/3/19), which is the most by a Steelers running back in franchise history, surpassing Le'Veon Bell (12 vs. Green Bay on Nov. 26, 2017)
- His 13 receptions vs. Indianapolis (11/3/19) marked the fifth 10+ reception game by a running back in franchise history
- Named Pepsi Rookie of the Week in Week 15 of 2018

2020 (STEELERS)

- Saw action in 14 regular-season games (one start)
- Rushed for 28 yards on nine carries (3.1 yards per rush)
- Caught nine passes for 46 yards

2019 (STEELERS)

- Saw action in 14 regular-season games (four starts)
- Rushed for 175 yards and one TD on 66 carries (2.7 yards per rush)
- Caught 47 passes for 305 yards and one TD
- Ran for 26 yards and one TD on 10 carries and caught eight passes for 57 yards in Week 4 vs. Cincinnati
- Also completed three passes from wildcat formation, all to RB James Conner, for 31 yards
- First Pittsburgh RB with a completion, rush attempt and reception in the same game since Mewelde Moore in Week 4 of 2009 against the San Diego Chargers
- First Steelers non-QB with multiple completions in a game since Antwaan Randle El in 2005
- Caught 13 passes for 73 yards in Week 8 vs. Indianapolis
- His 13 receptions were the most by a Steelers running back in franchise history, surpassing Le'Veon Bell (12 vs. Green Bay on Nov. 26, 2017)
- His 13 receptions also marked the fifth 10+ reception game by a running back in franchise history

2018 (STEELERS)

- Saw action in 14 regular-season games (three starts) as a rookie
- Rushed for 256 yards on 56 carries (4.6 yards per rush)
- Caught 26 passes for 199 yards and three TDs
- Scored the first TD of his NFL career on a six-yard pass from Ben Roethlisberger in the fourth quarter in Week 10 vs. Carolina
- Scored on a 10-yard pass from QB Ben Roethlisberger in the fourth quarter in Week 13 vs. L.A. Chargers
- Made his first career NFL start in Week 14 at Oakland and totaled 92 yards from scrimmage (64 receiving / 28 rushing)
- Recorded the first 100-rushing yard game of his NFL career in Week 15 vs. New England
- Rushed for 142 yards on 19 carries (7.5 yards per rush) and added 30 receiving yards for a career high 172 yards from scrimmage

JAYLEN SAMUELS' NFL REGULAR SEASON RUSHING/RECEIVING STATISTICS

DATE	TEAM	GP	GS	RUSHING					RECEIVING				
				NO.	YDS.	AVG.	LG	TD	NO.	YDS.	AVG.	LG	TD
2018	Steelers	14	3	56	256	4.6	25	0	26	199	7.7	23	3
2019	Steelers	14	4	66	175	2.7	13	1	47	305	6.5	27	1
2020	Steelers	14	1	9	28	3.1	6	0	9	46	5.1	12	0
NFL TOTALS		42	8	131	459	3.5	25	1	82	550	6.7	27	4

JAYLEN SAMUELS' NFL POSTSEASON RUSHING/RECEIVING STATISTICS

DATE	TEAM	GP	GS	RUSHING					RECEIVING				
				NO.	YDS.	AVG.	LG	TD	NO.	YDS.	AVG.	LG	TD
2020	Steelers	1	0	0	0	0.0	0	0	0	0	0.0	0	0
NFL TOTALS		1	0	0	0	0.0	0	0	0	0	0.0	0	0

JAYLEN SAMUELS' NFL REGULAR SEASON RETURN STATISTICS

DATE	TEAM	RET.	KICKOFF RETURNS					PUNT RETURNS				
			YDS.	AVG.	LG	TD	NO.	FC	YDS.	AVG.	LG	TD
2018	Steelers	1	0	0.0	0	0	1	0	0	0.0	0	0
2019	Steelers	0	0	0.0	0	0	0	0	0	0.0	0	0
2020	Steelers	0	0	0.0	0	0	0	0	0	0.0	0	0
NFL TOTALS		1	0	0.0	0	0	1	0	0	0.0	0	0

JAYLEN SAMUELS' NFL POSTSEASON RETURN STATISTICS

DATE	TEAM	RET.	KICKOFF RETURNS					PUNT RETURNS				
			YDS.	AVG.	LG	TD	NO.	FC	YDS.	AVG.	LG	TD
2020	Steelers	0	0	0.0	0	0	0	0	0	0.0	0	0
NFL TOTALS		0	0	0.0	0	0	0	0	0	0.0	0	0

100-YARD RUSHING GAMES (1): REGULAR SEASON

DATE	TEAM	ATT.	YDS.	AVG.	LG	TD
12/16/18	PATRIOTS	19	142	7.5	25	0



TEGRAY SCALES

LINEBACKER

HEIGHT: 6-0 BIRTHPLACE Cincinnati, OH

WEIGHT: 227 HOW ACQUIRED: FA '20

COLLEGE: Indiana NFL EXPERIENCE: 1st year

BORN: May 10, 1996 (25)

PRO CAREER

- † Has played in four games in two-year NFL career (Rams 2018; Colts 2018; Steelers 2020)
- † Made NFL debut in Week 14 of 2020

2020 (STEELERS)

- † Played in four games (no starts) primarily on special teams
- † Played in Week 14 (at Buffalo), Week 15 (at Cincinnati), Week 16 (vs. Indianapolis) and Week 17 (at Cleveland)

2018 (RAMS, COLTS)


- † Spent training camp with the Los Angeles Rams and had a stint on the Indianapolis Colts practice squad

TEGRAY SCALES' NFL REGULAR SEASON DEFENSIVE STATISTICS

				TACKLES										INTERCEPTIONS					O. FUMB			ST					MISC				
DATE	TEAM	GP	GS	TK	S	A	TFL	YDS	SK	YDS	QBH	NO	YDS	LG	TD	PD	FF	FR	YDS	TK	S	A	FF	FR	S	A	FF	FR	S	A	
2018	Rams	0	0	0	0	0	0	0	0.0	0.0	0	0	0	0	0	0	0	0	0	0	0	0	0	0	0	0	0	0	0	0	
Went from L.A. Rams to Indianapolis.																															
2018	Colts	0	0	0	0	0	0	0	0.0	0.0	0.0	0	0	0	0	0	0	0	0	0	0	0	0	0	0	0	0	0	0	0	
2018	TOTAL	0	0	0	0	0	0	0	0.0	0.0	0.0	0	0	0	0	0	0	0	0	0	0	0	0	0	0	0	0	0	0	0	
2020	Steelers	4	0	0	0	0	0	0	0.0	0.0	0.0	0	0	0	0	0	0	0	0	0	0	0	0	0	0	0	0	0	0	0	
NFL TOTALS		4	0	0	0	0	0	0	0.0	0.0	0.0	0	0	0	0	0	0	0	0	0	0	0	0	0	0	0	0	0	0	0	

TEGRAY SCALES' NFL POSTSEASON DEFENSIVE STATISTICS

DATE	TEAM	GP	GS	TACKLES							INTERCEPTIONS				O. FUMB			ST				MISC		
				TK	S	A	TFL	YDS	SK	YDS	QBH	NO	YDS	LG	TD	PD	FF	FR	YDS	TK	S	A	FF	FR
2020	Steelers	0	0	0	0	0	0	0.0	0.0	0	0	0	0	0	0	0	0	0	0	0	0	0	0	0
NFL TOTALS		0	0	0	0	0	0	0.0	0.0	0	0	0	0	0	0	0	0	0	0	0	0	0	0	0



80

MATHEW SEXTON


WIDE RECEIVER

HEIGHT: 5-11 BIRTHPLACE: Clinton, MI

WEIGHT: 175 HOW ACQUIRED: FA '21

COLLEGE: Eastern Michigan NFL EXPERIENCE: 1st year

BORN: Oct. 17, 1997 (23)



82

TYLER SIMMONS

WIDE RECEIVER

HEIGHT: 6-0 BIRTHPLACE: Powder Springs, GA

WEIGHT: 201 HOW ACQUIRED: Fa '21

COLLEGE: Georgia NFL EXPERIENCE: 1st year

BORN: Dec. 30, 1997 (23)

PRO CAREER

- ♦ Has yet to make NFL debut

2020 (TEXANS)


- ♦ Spent training camp with Houston before being released and signed to the Texans practice squad prior to Week 1

TYLER SIMMONS' NFL REGULAR SEASON RUSHING/RECEIVING STATISTICS

DATE	TEAM	GP	GS	RECEIVING					RUSHING				
				NO.	YDS.	AVG.	LG	TD	NO.	YDS.	AVG.	LG	TD
2020	Texans	0	0	0	0	0.0	0	0	0	0	0.0	0	0
NFL TOTALS		0	0	0	0	0.0	0	0	0	0	0.0	0	0

TYLER SIMMONS' NFL REGULAR SEASON RETURN STATISTICS

KICKOFF RETURNS							PUNT RETURNS					
DATE	TEAM	RET.	YDS.	AVG.	LG	TD	NO.	FC	YDS.	AVG.	LG	TD
2020	Texans	0	0	0.0	0	0	0	0	0	0.0	0	0
NFL TOTALS		0	0	0.0	0	0	0	0	0	0.0	0	0



16

SAM SLOMAN

KICKER

HEIGHT: 5-8 BIRTHPLACE: Roswell, GA

WEIGHT: 205 HOW ACQUIRED: FA '21

COLLEGE: Miami, Ohio NFL EXPERIENCE: 1st year

BORN: Sep. 19, 1997 (23)

PRO CAREER

- ♦ Played in eight games as a rookie in 2020 (seven games with Rams, one game with Titans)
- ♦ Totaled 53 career points on 10 field goals and 23 extra-points made
- ♦ Registered a touchback on 24 of his 44 career kickoffs (54.5%)

2020 (TITANS/RAMS)

- ♦ Appeared in one contest with Tennessee and connected on all five extra point chances and both field goals, including the game-winning 37-yard kick

as time expired to clinch the AFC South title in Week 17 vs. Houston


- ✦ Spent five weeks of the regular season and the postseason contest on the Titans practice squad
- ✦ Played in seven games for the L.A. Rams and converted eight of 11 field goal attempts (72.7 percent) with a long of 42, and 18 of 21 extra point tries (85.7 percent)
- ✦ Had one field goal and one extra point blocked
- ✦ Tallied 37 kickoffs for 2,385 yards and 22 touchbacks

SAM SLOMAN'S NFL REGULAR SEASON KICKING STATISTICS

DATE	TEAM	GP	FGM	FGA	PCT.	LG	XP	XPA	PCT.	BLK	PTS
2020	Rams	7	8	11	72.7	42	18	21	85.7	1	42
NFL TOTALS		7	8	11	72.7	42	18	21	85.7	1	42

SAM SLOMAN'S NFL REGULAR SEASON FIELD-GOAL ACCURACY STATISTICS

DATE	TEAM	1-19	PCT.	20-29	PCT.	30-39	PCT.	40-49	PCT.	50+	PCT.
2020	Rams	0-0	0.0	2-3	66.7	5-5	100.0	1-2	50.0	0-1	0.0
NFL TOTALS		0-0	0.0	2-3	66.7	5-5	100.0	1-2	50.0	0-1	0.0



JUJU SMITH-SCHUSTER

WIDE RECEIVER

HEIGHT: 6-1 BIRTHPLACE: Long Beach, CA

WEIGHT: 215 HOW ACQUIRED: D2 '17

COLLEGE: USC NFL EXPERIENCE: 5th year

BORN: Nov. 22, 1996 (24)

PRO CAREER

- ✦ Has played in 58 games (46 starts) over his four-year NFL career (all with Steelers)
- ✦ Has caught 308 passes for 3,726 yards and 26 TDs
- ✦ Registered 10 or more receptions in four career games
- ✦ Recorded 100 or more receiving yards in 13 career games
- ✦ Voted Team MVP and was selected as a Pro Bowl alternate in 2018
- ✦ Fourth-youngest player in NFL history to reach 3,000 career receiving yards and 20 career receiving TDs
- ✦ At 23 years, 310 days, when he reached the mark, Smith-Schuster passed Odell Beckham Jr. (23 years, 325 days)
- ✦ Only NFL player since the 1970 AFL-NFL merger to register at least 250 receptions, 3,300 receiving yards and 21 receiving TDs before his 24th birthday
- ✦ At 24 years and 37 days old (at the time of the game), Smith-Schuster surpassed Larry Fitzgerald (24 years, 86 days) as the second-youngest player to reach 300 career receptions in NFL history
- ✦ First wide receiver in NFL history to post 12 100-yard receiving games prior to their 23rd birthday – besting the previous record of 11 (Randy Moss, Minnesota Vikings)
- ✦ First wide receiver in NFL history to record 200 career receptions before his 23rd birthday
- ✦ Third player in NFL history to register 250 career receptions before his 24th birthday
- ✦ His 265 receptions were the second most by a player before his 24th birthday since the 1970 AFL-NFL merger
- ✦ Youngest player in NFL history to reach 2,500 career receiving yards
- ✦ Set single-season highs with 1,426 receiving yards (fifth-most by a Steeler in a single season), the first 1,000 receiving yard season of his NFL career, 1,439 scrimmage yards and 111 catches (fourth-most by a Steeler in a single season) in 2018
- ✦ Eclipsed 1,500 receiving yards in his 21st game, setting a franchise record for the fewest games to the milestone (Louis Lipps, 23)
- ✦ Third Steeler in franchise history to record at least 100 catches in a season, (Antonio Brown: six seasons, Hines Ward: one season)
- ✦ Set a franchise record for the fewest games played to reach 100 catches (20), reaching the mark on Oct. 14, 2018
- ✦ Set a franchise record for the fewest games played to reach 150 catches (28), reaching the mark on Dec. 16, 2018
- ✦ Totaled at least 100 receiving yards in eight games in 2018, which tied as the second-most by a Steeler in a single season with Antonio Brown (2014 and 2017). (Record: Antonio Brown, 2015: 9)
- ✦ Totaled 1,972 receiving yards in the first 25 games of his career, the fourth-most by an NFL player since the 1970 AFL-NFL merger
- ✦ Recorded the fifth-most receptions (169), 10th-most receiving yards (2,343) and tied with Randy Moss for the fourth-most 100-receiving yard games (11) in a player's first two seasons in NFL history
- ✦ Amassed five TD catches before turning 21, the most in NFL history by a player before his 21st birthday (turned 21 on Nov. 22)
- ✦ First Steelers rookie - and just the fourth NFL rookie - to earn Offensive and Special Teams Player of the Week honors, joining Eddie Kennison (1996), Reggie Bush (2006) and Tyreek Hill (2016)
- ✦ Recorded the most receiving yards by a rookie in franchise history (917)
- ✦ At 20 years old in 2017, he became the youngest player to score a touchdown in the NFL since 1964 (Chicago's Andy Livingston) and the youngest NFL player to catch a touchdown pass since 1930 (Green Bay's Arnie Herber)
- ✦ His 11 100-yard receiving games combined in 2017 and 2018 were tied for the fourth-most in League history over a player's first 2 seasons, while his 169 catches were fifth and his 2,343 receiving yards were 10th
- ✦ Named AFC Offensive Player of the Week once (Week 10 in 2017)
- ✦ Named AFC Special Teams Player of the Week once (Week 17 in 2017).

2020 (STEELERS)

- ✦ Saw action in 16 regular-season games with 14 starts
- ✦ Caught 97 passes for 831 yards and nine TDs
- ✦ Ranked fifth in the AFC and ninth in the NFL in receptions
- ✦ Ranked tied for fourth in the AFC and ninth in the NFL in receiving TDs
- ✦ His 75.8% catch percentage ranked third in the AFC and seventh in the NFL (receptions divided by targets)
- ✦ Ranked second in the NFL in third-down receptions (32), tied for second in third-down receptions that resulted in a first down (24) and tied for third in third-down TD receptions (four)
- ✦ Finished with 13 receptions for 157 yards (12.1 avg.) and one receiving TD in the Wild Card game vs. Cleveland
- ✦ His 13 receptions were a franchise postseason record and rank tied for fourth in NFL playoff history (Kellen Winslow, AFC-D: S.D. Chargers vs.

Miami, 1981 (ot); Thurman Thomas, AFC-D: Buffalo vs. Cle. Browns, 1989; Shannon Sharpe, AFC-FR: Denver vs. L.A. Raiders, 1993; Chad Morton, NFC-D: New Orleans vs. Minnesota, 2000; T.Y. Hilton, AFC-FR: Indianapolis vs. Kansas City, 2013 and Demaryius Thomas, SB: Denver vs. Seattle, 2013)

2019 (STEELERS)

- ★ Saw action in 12 regular-season games with 12 starts
- ★ Inactive in four straight weeks (Week 12-15) following a knee injury at Cleveland (Nov. 14)
- ★ Caught 42 passes for 552 yards and 3 TDs
- ★ Caught five passes for 103 yards, including a 34-yard TD, against Miami in Week 8 (Oct. 28)

2018 (STEELERS)

- ★ Saw action in all 16 games with 13 starts
- ★ Set single-season highs with 1,426 receiving yards (fifth-most by a Steeler in a single season), the first 1,000-receiving yard season of his NFL career, 1,439 scrimmage yards and 111 catches (fourth-most by a Steeler in a single season)
- ★ Added seven touchdown receptions
- ★ Totaled at least 100 receiving yards in eight games in 2018, and in consecutive games (Nov. 18 – Nov. 25), which tied as the second-most by a Steeler in a single-season with Antonio Brown (2014 and 2017). (Record: Antonio Brown, 2015: 9)
- ★ Tallied four games with at least 10 catches and 11 games with at least five catches in 2018

2017 (STEELERS)

- ★ Saw action in 14 games with seven starts during the regular season and one start in the postseason
- ★ Led all NFL rookies and set a franchise record for receiving yards by a rookie with 917 during the regular season
- ★ Led the 2017 NFL rookie class in touchdown catches (7) and receptions of 40-plus yards (6)
- ★ Fourth Steelers rookie with at least seven touchdown catches in their first season and the sixth rookie in Steelers history with at least eight total touchdowns in their first season
- ★ Second rookie in Steelers history to record at least 95 receiving yards in back-to-back games, joining Jimmy Orr (1958: four games)
- ★ First rookie in franchise history to record a kickoff return for a touchdown (96 yards) and a touchdown catch (20 yards) in the same game (Dec. 31, 2017 vs. Cleveland)
- ★ Posted three 100-receiving yard games during his 2017 rookie season
- ★ Second rookie in Steelers history to record at least 50 catches in their first NFL season, joining Troy Edwards (1999: 61)
- ★ Fifth rookie in Steelers history with at least seven touchdown catches in their first season
- ★ Seventh rookie in team history to post a touchdown catch in a playoff game and first since a 2014 AFC Wild Card game (Martavis Bryant, Jan. 3, 2015 vs. Baltimore)

JUJU SMITH-SCHUSTER'S NFL REGULAR SEASON RUSHING/RECEIVING STATISTICS

DATE	TEAM	RECEIVING							RUSHING				
		GP	GS	NO.	YDS.	AVG.	LG	TD	NO.	YDS.	AVG.	LG	TD
2017	Steelers	14	7	58	917	15.8	97t	7	0	0	0.0	0	0
2018	Steelers	16	13	111	1,426	12.8	97t	7	1	13	13.0	13	0
2019	Steelers	12	12	42	552	13.1	76t	3	0	0	0.0	0	0
2020	Steelers	16	14	97	831	8.6	31t	9	0	0	0.0	0	0
NFL TOTALS		58	46	308	3,726	12.1	97T	26	1	13	13.0	13	0

JUJU SMITH-SCHUSTER'S NFL POSTSEASON RUSHING/RECEIVING STATISTICS

DATE	TEAM	RECEIVING							RUSHING				
		GP	GS	NO.	YDS.	AVG.	LG	TD	NO.	YDS.	AVG.	LG	TD
2017	Steelers	1	1	3	5	1.7	4t	1	0	0	0.0	0	0
2020	Steelers	1	1	13	157	12.1	33	1	0	0	0.0	0	0
NFL TOTALS		2	2	16	162	10.1	33	2	0	0	0.0	0	0

JUJU SMITH-SCHUSTER'S NFL REGULAR SEASON RETURN STATISTICS

KICKOFF RETURNS						PUNT RETURNS						
DATE	TEAM	RET.	YDS.	AVG.	LG	TD	NO.	FC	YDS.	AVG.	LG	TD
2017	Steelers	9	240	26.7	96t	1	0	0	0	0.0	0	0
2018	Steelers	0	0	0.0	0	0	0	0	0	0.0	0	0
2019	Steelers	0	0	0.0	0	0	0	0	0	0.0	0	0
2020	Steelers	0	0	0.0	0	0	0	0	0	0.0	0	0
NFL TOTALS		9	240	26.7	96T	1	0	0	0	0.0	0	0

JUJU SMITH-SCHUSTER'S NFL POSTSEASON RETURN STATISTICS

KICKOFF RETURNS						PUNT RETURNS						
DATE	TEAM	RET.	YDS.	AVG.	LG	TD	NO.	FC	YDS.	AVG.	LG	TD
2017	Steelers	1	23	23.0	23	0	0	0	0	0.0	0	0
2020	Steelers	0	0	0.0	0	0	0	0	0	0.0	0	0
NFL TOTALS		1	23	23.0	23	0	0	0	0	0.0	0	0

100-YARD RECEIVING GAMES (12): REGULAR SEASON

DATE	TEAM	NO.	YDS.	AVG.	LG	TD
10/29/17	at Lions	7	193	27.6	97t	1
12/17/17	PATRIOTS	6	114	19.0	69	0
12/31/17	BROWNS	9	143	15.9	46	1
09/09/18	at Browns	5	119	23.8	67	0
09/16/18	CHIEFS	13	121	9.3	21	1
09/24/18	at Buccaneers	9	116	12.9	43	0
10/14/18	at Bengals	7	111	15.9	29	0
11/18/18	at Jaguars	8	104	13.0	35	0
11/25/18	at Broncos	13	189	14.5	97t	1
12/09/18	at Raiders	8	130	16.3	43	2
12/23/18	at Saints	11	115	10.5	23	0
10/28/19	DOLPHINS	5	103	20.6	34	1

100-YARD RECEIVING GAMES (1): POSTSEASON

DATE	TEAM	NO.	YDS.	AVG.	LG	TD
01/10/21	BROWNS	13	157	12.1	33	1



BENNY SNELL JR.

RUNNING BACK

HEIGHT: 5-10

WEIGHT: 224

COLLEGE: Kentucky

BORN: Feb. 26, 1998 (23)

BIRTHPLACE: Columbus, OH

HOW ACQUIRED: D4 '19

NFL EXPERIENCE: 3rd year

PRO CAREER

- ✦ Has played in 29 games (five starts) over his two-year NFL career (all with Steelers)
- ✦ Has rushed for 794 yards and six TDs on 219 carries (3.6 yards per rush)
- ✦ Has caught 13 passes for 84 yards

2020 (STEELERS)

- ✦ Played in 16 regular-season games (three starts)
- ✦ Rushed for 368 yards and four TDs on 111 carries (3.3 yards per carry) and added 10 receptions for 61 yards
- ✦ Ran for a career-best 113 yards on 19 carries in Week 1 at N.Y. Giants
- ✦ Ran for a team-best 84 yards on 18 carries and a TD in Week 15 at Cincinnati

2019 (STEELERS)

- ✦ Played in 13 regular-season games (two starts)
- ✦ Inactive for three straight weeks (Weeks 9-11) following a knee injury suffered vs. Miami (Nov. 28)
- ✦ Rushed for 426 yards and two TDs on 108 carries (3.9 yards per carry) and added three receptions for 23 yards
- ✦ Rush for a team-high 75 yards on 17 attempts, added one reception for 14 yards, in Week 6 at L.A. Chargers
- ✦ Returned to action and made his first career start vs. Cincinnati in Week 12, rushing 21 times for 98 yards and added one catch for five yards and one special teams tackle
- ✦ Led the team with 63 rushing yards on 16 attempts and the first TD of his career – a 1-yard rush in the third quarter in Week 13 vs. Cleveland
- ✦ Led the team with 18 carries for 91 yards, including a four-yard go-ahead TD run in Week 17 at Baltimore

BENNY SNELL JR.'S NFL REGULAR SEASON RUSHING/RECEIVING STATISTICS

DATE	TEAM	RUSHING						RECEIVING					
		GP	GS	NO.	YDS.	AVG.	LG	TD	NO.	YDS.	AVG.	LG	TD
2019	Steelers	13	2	108	426	3.9	23	2	3	23	7.7	14	0
2020	Steelers	16	3	111	368	3.3	30	4	10	61	6.1	14	0
NFL TOTALS		29	5	219	794	3.6	30	6	13	84	6.5	14	0

BENNY SNELL JR.'S NFL POSTSEASON RUSHING/RECEIVING STATISTICS

DATE	TEAM	RUSHING						RECEIVING					
		GP	GS	NO.	YDS.	AVG.	LG	TD	NO.	YDS.	AVG.	LG	TD
2020	Steelers	1	0	2	13	6.5	11	0	1	4	4.0	4	0
NFL TOTALS		1	0	2	13	6.5	11	0	1	4	4.0	4	0

BENNY SNELL JR.'S NFL REGULAR SEASON RETURN STATISTICS


KICKOFF RETURNS						PUNT RETURNS						
DATE	TEAM	RET.	YDS.	AVG.	LG	TD	NO.	FC	YDS.	AVG.	LG	TD
2019	Steelers	1	8	8.0	8	0	0	0	0	0.0	0	0
2020	Steelers	0	0	0.0	0	0	0	0	0	0.0	0	0
NFL TOTALS		1	8	8.0	8	0	0	0	0	0.0	0	0

BENNY SNELL JR.'S NFL POSTSEASON RETURN STATISTICS

		KICKOFF RETURNS					PUNT RETURNS					
DATE	TEAM	RET.	YDS.	AVG.	LG	TD	NO.	FC	YDS.	AVG.	LG	TD
2020	Steelers	0	0	0.0	0	0	0	0	0	0.0	0	0
NFL TOTALS		0	0	0.0	0	0	0	0	0	0.0	0	0

100-YARD RUSHING GAMES (1): REGULAR SEASON

DATE	TEAM	ATT.	YDS.	AVG.	LG	TD
09/14/20	at Giants	19	113	5.9	30	0



41

ROBERT SPILLANE
LINEBACKER

HEIGHT: 6-1

WEIGHT: 229

COLLEGE: Western Michigan

BORN: Dec. 14, 1995 (25)

BIRTHPLACE: Oak Park, IL

HOW ACQUIRED: FA '19

NFL EXPERIENCE: 3rd year

PRO CAREER

- Has played in 22 games (seven starts) over his three-year NFL career (Titans, 2018-19; Steelers, 2019-20)
- Has registered 44 tackles, 38 solo stops, four tackles for loss, four passes defended, three quarterback hits, 2.0 sacks, one interception, one interception return for TD and one fumble recovery

2020 (STEELERS)

- Played in 12 regular-season games (seven starts)
- Registered 43 tackles, 37 solo stops, four tackles for loss, four passes defended, three quarterback hits, 2.0 sacks, one interception, one interception return for TD and one fumble recovery
- Saw increased snaps after an injury to LB Devin Bush in Week 6 vs. Cleveland; recorded six tackles (five solo), including one tackle for loss
- Made his first NFL start at inside linebacker with LB Devin Bush moved to IR and recorded three tackles (two solo) in Week 7 at Tennessee
- Registered his first career interception, picking off QB Lamar Jackson at the Steelers' 33-yard line and returning it for a TD on the third play of the game in Week 8 at Baltimore; also led the team with a career-high 11 tackles (10 solo), forced a fumble and added two pass breakups
- Registered five tackles (four solo), and his first career sack – a six-yard take-down of QB Joe Burrow in Week 10 vs. Cincinnati
- Recorded three tackles (two solo), one for loss, two passes defended, two quarterback hits and a nine-yard sack of QB Alex Smith before exiting the game with a knee injury in Week 13 vs. Washington
- Knee injury sidelined him for four weeks (Weeks 14-17)
- Finished with a team-high nine tackles (six solo) in the Wild Card playoff game vs. Cleveland

2019 (STEELERS)

- Spent portions of the season on the Steelers' practice squad before being promoted to the 53-man roster
- Saw action in eight games, primarily on special teams during the second half of the season

2018 (TITANS)


- Played vs. the Ravens (Week 6) and at L.A. Chargers (Week 7)
- Spent the first four games on the Tennessee practice squad

ROBERT SPILLANE'S NFL REGULAR SEASON DEFENSIVE STATISTICS

DATE	TEAM	GP	GS	TACKLES										INTERCEPTIONS				O. FUMB			ST			MISC	
				TK	S	A	TFL	YDS	SK	YDS	QBH	NO	YDS	LG	TD	PD	FF	FR	YDS	TK	S	A	FF	FR	S
2018	Titans	2	0	0	0	0	0	0	0.0	0.0	0.0	0	0	0	0	0	0	0	0	0	0	0	0	0	
2019	Titans	0	0	0	0	0	0	0	0.0	0.0	0.0	0	0	0	0	0	0	0	0	0	0	0	0	0	
Went from Tennessee to Pittsburgh.																									
2019	Steelers	8	0	1	1	0	0	0	0.0	0.0	0.0	0	0	0	0	0	0	0	10	7	3	0	0	0	0
2019	TOTAL	8	0	1	1	0	0	0	0.0	0.0	0.0	0	0	0	0	0	0	0	10	7	3	0	0	0	0
2020	Steelers	12	7	43	37	6	4	21	2.0	15.0	3	1	33	33t	1	4	0	1	0	2	2	0	0	0	0
NFL TOTALS		22	7	44	38	6	4	21	2.0	15.0	3	1	33	33t	1	4	0	1	0	12	9	3	0	0	0

ROBERT SPILLANE'S NFL POSTSEASON DEFENSIVE STATISTICS

DATE	TEAM	GP	GS	TACKLES							INTERCEPTIONS				O. FUMB			ST			MISC.			
				TK	S	A	TFL	YDS	SK	YDS	QBH	NO	YDS	LG	TD	PD	FF	FR	YDS	TK	S	A	FF	FR
2020	Steelers	1	1	9	6	3	0	0	0.0	0.0	0	0	0	0	0	0	0	0	0	0	0	0	0	0
NFL TOTALS		1	1	9	6	3	0	0	0.0	0.0	0	0	0	0	0	0	0	0	0	0	0	0	0	0



26

DONOVAN STINER


SAFETY

HEIGHT: 6-2
WEIGHT: 210
COLLEGE: Florida
BORN: Feb. 11, 1999 (22)

BIRTHPLACE Houston, TX
HOW ACQUIRED: UDFA '21
NFL EXPERIENCE: R

PRO CAREER

- ✦ Has yet to make NFL debut



20

CAMERON SUTTON

CORNERBACK

HEIGHT: 5-11
WEIGHT: 188
COLLEGE: Tennessee
BORN: Feb. 27, 1995 (26)

BIRTHPLACE Jonesboro, GA
HOW ACQUIRED: D3a '17
NFL EXPERIENCE: 5th year

PRO CAREER

- ✦ Has played in 52 games (eight starts) over his four-year NFL career (all with Steelers)
- ✦ Has registered 69 tackles, 61 solo stops, 17 passes defended, four forced fumbles, three interceptions, three tackles for loss, three quarterback hits, 2.0 sacks and one fumble recovery

2020 (STEELERS)

- ✦ Saw action in all 16 regular-season games and started six
- ✦ Registered 29 tackles, eight passes defended, three forced fumbles, one fumble recovery, one tackle for loss and 1.0 sack
- ✦ Recorded a forced fumble in three straight games (Week 8 at BAL, Week 9 at DAL and Week 10 vs. CIN)
- ✦ His three-game streak with a forced fumble was tied for the ninth longest streak in the NFL since 2000
- ✦ Intercepted a pass from Cleveland QB Baker Mayfield in the second quarter, setting up a scoring drive for Pittsburgh, and added two solo tackles and a sack in Week 6
- ✦ Forced a Dallas fumble that was recovered by S Minkah Fitzpatrick in the second quarter and added four solo tackles in Week 9
- ✦ Forced a Cincinnati fumble that was recovered at the Pittsburgh 45-yard line and added four solo tackles and one tackle for loss in Week 10
- ✦ Recovered his first career fumble that led to a Steelers TD two plays later and recorded two solo tackles and three passes defended in Week 14 at Buffalo

2019 (STEELERS)

- ✦ Saw action in all 16 regular-season games
- ✦ Registered 16 tackles on defense (13 solo), five passes defended, two tackles for loss, one interception and registered his first career sack
- ✦ Picked off Phillip Rivers with just over a minute left in the fourth quarter to end the game at L.A. Chargers in Week 6 and credited with three passes defended – a single game career high
- ✦ Registered the first sack of his career, taking down Baker Mayfield, on Cleveland's first drive of the fourth quarter in Week 13

2018 (STEELERS)

- ✦ Saw action in 15 of 16 regular-season games, playing primarily on special teams
- ✦ Finished the season with 22 tackles on defense (20 solo), three passes defended and one interception
- ✦ Added three special teams tackles
- ✦ Picked off Cleveland QB Tyrod Taylor in Week 1 to mark the first interception of his NFL career

2017 (STEELERS)

- ✦ Spent the first 12 weeks of the season on injured reserve (DFR) due to a hamstring injury
- ✦ Saw action in five regular-season games and one playoff game with one start in Week 15 vs. New England
- ✦ Finished the season with five tackles and one pass defended
- ✦ Made first start of his NFL career vs. New England in Week 15 and tallied three tackles (two solo)

CAMERON SUTTON'S NFL REGULAR SEASON DEFENSIVE STATISTICS

		TACKLES										INTERCEPTIONS					O. FUMB			ST				MISC			
DATE	TEAM	GP	GS	TK	S	A	TFL	YDS	SK	YDS	QBH	NO	YDS	LG	TD	PD	FF	FR	YDS	TK	S	A	FF	FR	S	A	
2017	Steelers	5	1	5	4	1	0	0	0.0	0.0	0	0	0	0	0	0	1	0	0	0	0	0	0	0	0	0	
2018	Steelers	15	1	19	18	1	0	0	0.0	0.0	2	1	0	0	0	3	0	0	0	3	2	1	1	0	0	0	
2019	Steelers	16	0	16	13	3	2	2	1.0	1.0	1	1	26	26	0	5	0	0	0	0	0	0	0	0	0	0	
2020	Steelers	16	6	29	26	3	1	4	1.0	0.0	0	1	0	0	0	8	3	1	0	1	1	0	0	0	0	0	
NFL TOTALS		52	8	69	61	8	3	6	2.0	1.0	3	3	26	26	0	17	3	1	0	4	3	1	1	0	0	0	0

CAMERON SUTTON'S NFL POSTSEASON DEFENSIVE STATISTICS

		TACKLES										INTERCEPTIONS				O. FUMB			ST			MISC				
DATE	TEAM	GP	GS	TK	S	A	TFL	YDS	SK	YDS	QBH	NO	YDS	LG	TD	PD	FF	FR	YDS	TK	S	A	FF	FR	S	A
2017	Steelers	1	0	0	0	0	0	0	0.0	0.0	0	0	0	0	0	0	0	0	0	0	0	0	0	0	0	0
2020	Steelers	1	1	2	2	0	0	0	0.0	0.0	0	0	0	0	0	1	0	0	0	0	0	0	0	0	0	0
NFL TOTALS		2	1	2	2	0	0	0	0.0	0.0	0	0	0	0	0	1	0	0	0	0	0	0	0	0	0	0



CALVIN TAYLOR

DEFENSIVE END

HEIGHT: 6-9 BIRTHPLACE: Orangeburg, SC

WEIGHT: 310 HOW ACQUIRED: UDFA '20

COLLEGE: Kentucky NFL EXPERIENCE: 1st year

BORN: Dec. 31, 1969 (51)

PRO CAREER

- Has yet to make NFL debut

2020 (STEELERS)

- Spent training camp with Pittsburgh and had a stint on the Steelers practice squad



STEPHON TUITT

(Steff-on Too-It) DEFENSIVE END

HEIGHT: 6-6 BIRTHPLACE: Miami, FL

WEIGHT: 303 HOW ACQUIRED: D2 '14

COLLEGE: Notre Dame NFL EXPERIENCE: 8th year

BORN: May, 23, 1993 (28)

PRO CAREER

- Has played in 91 games (79 starts) over his seven-year NFL career
- Registered 246 tackles, 93 quarterback hits, 48 tackles for loss, 34.5 sacks, 13 passes defended, six forced fumbles and one interception
- Entering 2021, has the fourth-most sacks (34.5) in franchise history among defensive linemen since the stat became official in 1982
- Entering 2021, has the 13th-most sacks (34.5) in franchise history since the stat became official in 1982
- Entering 2021, has registered six multi-sack games in his NFL regular-season career, which ranks tied for third in franchise history among defensive linemen since the stat became official in 1982
- 2020 Ed Block Courage Award recipient

2020 (STEELERS)

- Played in 15 regular-season games (15 starts)
- Posted career-highs in sacks (11.0), tackles for loss (10) and quarterback hits (25)
- His 11.0 sacks and 25 quarterback hits ranked eighth and tied for eighth in the League, respectively
- Pittsburgh was the only team in the NFL with two players that registered at least 11.0 sacks in 2020 (T.J. Watt, 15.0; Tuitt, 11.0)
- Watt and Tuitt are the third pair of Steelers teammates to register at least 11.0 sacks in the same season
- Pittsburgh and Tampa Bay were the only teams in the NFL with three players that registered at least 8.0 sacks in 2020 (Watt, 15.0; Tuitt, 11.0; Bud Dupree, 8.0)
- Registered five tackles (two solo), three quarterback hits, one tackle for loss and 1.5 sacks in Week 5 vs. Philadelphia (marked the fifth multi-sack game of his career)
- Tallied 2.0 sacks of QB Lamar Jackson, marking the sixth multi-sack game of his career (1.5+ sacks) and fourth game of his career with 2.0+ sacks in Week 8 at Baltimore; also notched three tackles for loss for the second time in his career and registered seven tackles (six solo) and three quarterback hits
- Finished with two tackles (two solo), two quarterback hits, 1.0 sack, one TFL and one pass defended in Week 16 vs. Indianapolis

2019 (STEELERS)

- Played in six regular-season games (six starts)
- Placed on Reserve/Injured List following Week 6
- Registered a single-game career-high 2.5 sacks in Week 2 vs. Seattle
- Recorded seven tackles (six solo), and added 1.0 sack of Jimmy Garoppolo in the first quarter of Week 3

2018 (STEELERS)

- Played in 14 regular-season games (14 starts)
- Recorded 45 tackles (27 solo), 5.5 sacks, four passes defended and a career-high 20 quarterback hits
- Registered team-high seven tackles (three solo), including 1.0 sack and one tackle for loss in Week 8 vs. Cleveland
- Recorded sacks in three consecutive games (Weeks 6, 8-9)
- Registered three tackles (two solo), two tackles for losses, one quarterback hit and one pass defended in Week 14 at Oakland

2017 (STEELERS)

- Played in 12 regular-season games (12 starts)

- Recorded 25 tackles, 3.0 sacks, 12 quarterback hits, two passes defended and one forced fumble
- Inactive with injury (Weeks 2-3, Week 7-8)

2016 (STEELERS)

- Played in 14 regular-season games (14 starts)
- Inactive due to injury (Weeks 16-17)
- Named AFC Defensive Player of the Week for his Week 11 performance at Cleveland
- Recorded 2.0 sacks and added a season-high six tackles vs. Browns
- Finished third on the team with 4.0 sacks during the regular season
- Started all three postseason contests, recording one fumble recovery
- Forced a single-game career-high two fumbles in Week 4 vs. Kansas City and became the first Steelers defensive lineman with two forced fumbles in a game since 2002 (Casey Hampton, Week 16 at Tampa Bay)

2015 (STEELERS)

- Played in 14 regular-season games (14 starts)
- Inactive due to injury (Weeks 7-8)
- Set single-season career-highs in tackles (54) and sacks (6.5) during the regular season
- Started both postseason contests
- Recorded his first career multi-sack game in Week 2 vs. San Francisco (1.5)
- Registered sacks in three consecutive games (Weeks 2-4)
- Recorded a career-high 10 tackles in Week 4 vs. Baltimore
- Picked off QB Andy Dalton on Cincinnati's first drive in Week 14
- Marked his first career interception and the first interception by a Steelers' defensive end since Brett Keisel in 2014
- Fifth Pittsburgh defensive end to record an interception against Cincinnati
- Recorded his second career multi-sack game (2.0) in Week 17 at Cleveland

2014 (STEELERS)

- Played in 16 regular-season games (four starts, Weeks 14-17)
- Made his NFL debut in Week 1 vs. Cleveland
- Made his NFL starting debut in Week 14 at Cincinnati
- Recorded his first career forced fumble on RB Jamaal Charles that was recovered by LB Vince Williams in Week 16 vs. Kansas City (also registered his first career sack at the two-minute warning in the fourth quarter)

STEPHON TUITT'S NFL REGULAR SEASON DEFENSIVE STATISTICS

DATE	TEAM	GP	GS	TK	S	TACKLES					YDS	QBH	INTERCEPTIONS				O. FUMB				ST				MISC		
						A	TFL	YDS	SK	NO			YDS	LG	TD	PD	FF	FR	YDS	TK	S	A	FF	FR		S	A
2014	Steelers	16	4	17	11	6	1	4	1.0	4.0	3	0	0	0	0	1	0	0	0	0	0	0	0	0	0	0	
2015	Steelers	14	14	54	39	15	8	37	6.5	38.0	12	1	3	3	0	1	0	0	0	0	0	0	0	0	0	0	
2016	Steelers	14	14	38	29	9	8	36	4.0	30.0	14	0	0	0	0	3	2	0	0	0	0	0	0	0	0	0	
2017	Steelers	12	12	25	19	6	8	37	3.0	22.0	12	0	0	0	0	2	1	0	0	0	0	0	0	0	0	0	
2018	Steelers	14	14	45	27	18	7	57	5.5	45.5	20	0	0	0	0	4	0	0	0	0	0	0	0	0	0	0	
2019	Steelers	6	6	22	18	4	6	23	3.5	24.0	7	0	0	0	0	0	0	0	0	0	0	0	0	0	0	0	
2020	Steelers	15	15	45	33	12	10	48	11.0	63.5	25	0	0	0	0	3	2	0	0	0	0	0	0	0	0	0	
NFL TOTALS		91	79	246	176	70	48	242	34.5	227.0	93	1	3	3	0	13	6	0	0	0	0	0	0	0	0	0	0

STEPHON TUITT'S NFL POSTSEASON DEFENSIVE STATISTICS

		TACKLES										INTERCEPTIONS				O. FUMB				ST				MISC		
DATE	TEAM	GP	GS	TK	S	A	TFL	YDS	SK	YDS	QBH	NO	YDS	LG	TD	PD	FF	FR	YDS	TK	S	A	FF	FR	S	A
2014	Steelers	1	1	2	2	0	0	0	0.0	0.0	0	0	0	0	0	0	0	0	0	0	0	0	0	0	0	0
2015	Steelers	2	2	7	3	4	1	1	0.0	0.0	1	0	0	0	0	0	0	0	0	0	0	0	0	0	0	0
2016	Steelers	3	3	6	4	2	1	2	0.0	0.0	3	0	0	0	0	0	0	1	0	0	0	0	0	0	0	0
2017	Steelers	1	1	3	2	1	0	0	0.0	0.0	1	0	0	0	0	0	0	0	0	0	0	0	0	0	0	0
2020	Steelers	1	1	6	4	2	0	0	0.0	0.0	0	0	0	0	0	0	0	0	0	0	0	0	0	0	0	0
NFL TOTALS		8	8	24	15	9	2	3	0.0	0.0	5	0	0	0	0	0	0	2	0	0	0	0	0	0	0	0



51

TRAI TURNER

GUARD

HEIGHT: 6-3 BIRTHPLACE: New Orleans, LA

WEIGHT: 315 HOW ACQUIRED: FA '21

COLLEGE: Louisiana State NFL EXPERIENCE: 8th year

BORN: Jun. 14, 1993 (28)



'15 '16 '17 '18 '19

PRO CAREER

- Has played in 93 games (89 starts) over his seven-year NFL career (Panthers 2014-19; L.A. Chargers 2020)
- Has played in six postseason games (six starts) over his seven-year NFL career (Panthers 2014-15, 2017)
- Made NFL debut in Week 1 of 2014 at Tampa Bay
- Made NFL starting debut in Week 5 of 2014 vs. Chicago
- Selected to five straight Pro Bowls (2015-19)
- One of just three active offensive linemen in the NFL to accomplish the feat
- Blocked for a pair of 1,000-yard rushing seasons (Christian McCaffrey; 2018, 2019) and 19 100-yard rushing performances
- Protected signal callers that have thrown for at least 3,000 yards in seven straight seasons, including three campaigns with 3,500 yards or more, and 21 300-yard passing games
- Blocked on a line in 2015 for the NFL's top-scoring offense and NFL MVP Cam Newton to lead Carolina to be NFC Champions and an appearance in

Super Bowl 50

2020 (CHARGERS)

- ✦ Played in nine regular-season games (nine starts), including each of the final eight outings for the Bolts
- ✦ Made his Chargers season debut in Week 2 against Kansas City, before a stretch of inactive listings due to injury
- ✦ Protected AP Offensive Rookie of the Year Justin Herbert during his historic, record-setting rookie campaign
- ✦ With the help of his protection, Herbert earned NFL Rookie of the Month honors for both October and November, setting a plethora of League rookie records
- ✦ Helped protect for Justin Herbert as the rookie threw for a career-high 366 passing yards, logging three passing TDs in Week 11 vs. N.Y. Jets
- ✦ Did not miss an offensive snap in Week 12 at Buffalo and helped protect Justin Herbert as the rookie threw for over 300 yards for the sixth time this season, tying the NFL rookie record for most 300-yard passing performances in a season
- ✦ Protected for Justin Herbert in Week 16 vs. Denver as the rookie signal-caller became just the fourth rookie QB in the Super Bowl era (since 1966) to produce game-winning drives in three consecutive games
- ✦ Protected for Justin Herbert and contributed to an offensive unit that produced over 400 net yards and 35 points, as Justin Herbert accounted for four total TDs to set the League record for most total TDs by a rookie (36) in Week 17 at Kansas City
- ✦ Helped Herbert become the first rookie QB to defeat the Chiefs at Arrowhead Stadium since 2012

2019 (PANTHERS)

- ✦ Played in 13 regular-season games (13 starts) at right guard
- ✦ Selected to his fifth Pro Bowl
- ✦ Helped block for undrafted rookie QB Kyle Allen to throw for over 3,000 yards
- ✦ Paved the way for RB Christian McCaffrey to eclipse 1,000 yards rushing and receiving – the third player in League history to accomplish the feat
- ✦ Returned from a three-week absence due to injury to help block for McCaffrey to register three-straight 100-yard rushing performances

2018 (PANTHERS)

- ✦ Played in 13 regular-season games (13 starts) at right guard
- ✦ Selected to his fourth Pro Bowl
- ✦ Blocked for an offense that ranked fourth in the NFL with 133.5 rushing yards-per-game
- ✦ Part of a line that blocked for the offense to eclipse 100 rushing yards in nine games
- ✦ Paved the way for RB Christian McCaffrey to rush for 1,098 yards and seven TDs on 219 attempts (5.0 avg.)
- ✦ Protected QB Cam Newton to register his eighth-straight 3,000-yard passing season
- ✦ Blocked for QB Cam Newton to complete a season-high 83.3 percent of his passes (25 of 30) and zero sacks and Christian McCaffrey totaled 125 rushing yards and 112 receiving as the offense totaled a season-high 476 yards in Week 12 vs. Seattle

2017 (PANTHERS)

- ✦ Played in 13 regular-season games (13 starts) at right guard
- ✦ Selected to his third Pro Bowl
- ✦ Blocked for the offense to post a game with over 500 yards of offense and nine games with at least 100 rushing yards
- ✦ Protected QB Cam Newton to post a pair of 300-yard games
- ✦ Started the team's lone playoff game helping the offense post 413 yards
- ✦ Paved the way for the offense to total 444 yards and for QB Cam Newton to throw for three TDs in his first 300-yard performance of the season in Week 4 at New England
- ✦ Part of a line that blocked for the offense to register 548 yards of offense, including 294 on the ground – both season highs, and RB Jonathan Stewart finished with 110 rushing yards on 17 attempts (6.5 avg.) in Week 10 vs. Miami
- ✦ Blocked for QB Cam Newton to throw for 349 yards while RB Christian McCaffrey eclipsed 100 yards receiving vs. New Orleans in NFC Wild Card

2016 (PANTHERS)

- ✦ Played in 16 regular-season games (16 starts), including 12 at right guard and four at left guard
- ✦ Selected to his second Pro Bowl
- ✦ Blocked on a line that paved the way for a rushing attack to eclipse 100 yards in 11 games, including three-straight to open the season and four-straight to close it
- ✦ QB Cam Newton topped 3,500 yards for the fourth time in his career
- ✦ Part of an offense that topped 500 yards and set season highs with 176 rushing yards and 353 passing yards, and protected QB Cam Newton to throw for four TDs while the line allowed just one sack for Newton to post a 111.8 passer rating in Week 2 vs. San Francisco

2015 (PANTHERS)

- ✦ Played in 16 regular-season games (16 starts) at right guard
- ✦ Selected to his first Pro Bowl
- ✦ Blocked for the NFL's top offense and QB Cam Newton to win the league MVP award by throwing for 3,837 yards and 35 TDs, and running for another 10 scores
- ✦ Blocked on a line that won 15 games in the regular season, topping 30 points eight times and 20 points in all 15 wins
- ✦ The offense ranked No. 2 in rushing, averaging 142.6 yards/game
- ✦ Paved the way for 100-plus rushing yards in every regular-season and postseason game
- ✦ Started all three postseason games for a unit that eclipsed 30 points in two playoff contests
- ✦ Paved the way for the offense to set a season high with 204 rushing yards and to average 6.2 yards/attempt in Week 7 vs. Philadelphia
- ✦ Blocked for QB Cam Newton to total 100 rushing yards and 340 passing yards with five passing TDs in Week 15 at N.Y. Giants
- ✦ Helped the team score 49 points, the second-best performance in a conference championship since the NFL-AFL merger in 1970, and blocked for an offense that totaled 476 yards, the second-best postseason yardage in team annals, in NFC Championship vs. Arizona
- ✦ Started at left guard in Super Bowl 50 vs. Denver

2014 (PANTHERS)


- ✦ Played in 13 regular-season games (nine starts) at right guard
- ✦ Blocked for an offense to post the third-most single-game rushing yards in team annals at division-rival New Orleans in December
- ✦ Protected QB Cam Newton to total 23 TDs (18 passing, five rushing)
- ✦ Started both postseason games at right guard
- ✦ Made NFL debut in Week 1 at Tampa Bay
- ✦ Made NFL starting debut in Week 5 vs. Chicago
- ✦ Paved the way for an offense to post season highs in total yards (497) and rushing yards (271) in Week 14 at New Orleans
- ✦ The 271 rushing yards were the third-most in a single game by a Panthers offense in history at the time
- ✦ Made his NFL postseason debut, starting at right guard, vs. Arizona in NFC Wild Card and blocked for the offense to post 188 rushing yards as RB Jonathan Stewart posted 123 on his own

TRAI TURNER'S NFL REGULAR SEASON STATISTICS

DATE	TEAM	GP	GS
2014	Panthers	13	9
2015	Panthers	16	16
2016	Panthers	16	16
2017	Panthers	13	13
2018	Panthers	13	13
2019	Panthers	13	13
2020	Chargers	9	9
NFL TOTALS		93	89

TRAI TURNER'S NFL POSTSEASON STATISTICS

DATE	TEAM	GP	GS
2014	Panthers	2	2
2015	Panthers	3	3
2017	Panthers	1	1
NFL TOTALS		6	6



LAMONT WADE

SAFETY

HEIGHT: 5-9
WEIGHT: 187
COLLEGE: Penn State
BORN: Jan. 14, 1999 (22)

BIRTHPLACE Clairton, PA
HOW ACQUIRED: UDFA '21
NFL EXPERIENCE: R

PRO CAREER

- ✦ Has yet to make NFL debut



BRANDON WALTON

TACKLE

HEIGHT: 6-5
WEIGHT: 300
COLLEGE: Florida Atlantic
BORN: Mar. 18, 1998 (23)

BIRTHPLACE Clearwater, FL
HOW ACQUIRED: FA '20
NFL EXPERIENCE: 1st year

PRO CAREER

- ✦ Has yet to make NFL debut

2020 (STEELERS/BILLS)

- ✦ Spent training camp with Buffalo and had a stint on the Bills practice squad
- ✦ Spent most of the season on the Pittsburgh practice squad


BRANDON WALTON'S NFL REGULAR SEASON STATISTICS

DATE	TEAM	GP	GS
2020	Bills	0	0
2020	Steelers	0	0
2020	TOTAL	0	0
NFL TOTALS		0	0

Went from **Buffalo** to **Pittsburgh**.

BRANDON WALTON'S NFL POSTSEASON STATISTICS

DATE	TEAM	GP	GS
2020	Steelers	0	0
NFL TOTALS		0	0



JAMES WASHINGTON

WIDE RECEIVER

HEIGHT: 5-11 BIRTHPLACE: Stamford, TX

WEIGHT: 213 HOW ACQUIRED: D2 '18

COLLEGE: Oklahoma State NFL EXPERIENCE: 4th year

BORN: Apr. 2, 1996 (25)

PRO CAREER

- Has played in 45 games (23 starts) over his three-year NFL career (all with Steelers)
- Has caught 90 passes for 1,344 yards and nine TDs

2020 (STEELERS)

- Saw action in all 16 regular-season games with 10 starts
- Caught 30 passes for 392 yards and five TDs
- Recorded a season-high five receptions against Houston in Week 3 and Cleveland in the Wild Card round of the playoffs
- Caught two passes for a season-high 80 yards, including a 50-yard TD, against Washington in Week 13
- Two of his top three games in terms of receiving yards came against Cleveland in the Wild Card round (72 yards) and Week 6 (68 yards including 28-yard TD grab)

2019 (STEELERS)

- Saw action in 15 games with 10 starts
- Recorded career-highs in yards (735) and TDs (three)
- Led the team in yards per catch (16.7)
- Recorded the team's longest reception of the season on a 79-yard TD pass from Devin Hodges against Cincinnati in Week 12
- Set a single game-high for receptions (six) in Week 10 vs. Los Angeles Rams, and added 90 receiving yards and a 3-yard TD catch from QB Mason Rudolph
- Caught four passes for 111 yards and a 30-yard game-tying TD from QB Devin Hodges in Week 13 vs. Cleveland (marked his first career 100-yard receiving game)

2018 (STEELERS)

- Saw action in 14 games with six starts
- Recorded 16 catches for 217 yards and one TD as a rookie
- Caught a 14-yard TD pass from QB Ben Roethlisberger in Week 2 on the first reception of his NFL career

JAMES WASHINGTON'S NFL REGULAR SEASON RUSHING/RECEIVING STATISTICS

DATE	TEAM	GP	GS	RECEIVING					RUSHING				
				NO.	YDS.	AVG.	LG	TD	NO.	YDS.	AVG.	LG	TD
2018	Steelers	14	6	16	217	13.6	47	1	0	0	0.0	0	0
2019	Steelers	15	10	44	735	16.7	79t	3	0	0	0.0	0	0
2020	Steelers	16	7	30	392	13.1	50t	5	0	0	0.0	0	0
NFL TOTALS		45	23	90	1,344	14.9	79T	9	0	0	0.0	0	0

JAMES WASHINGTON'S NFL POSTSEASON RUSHING/RECEIVING STATISTICS

DATE	TEAM	GP	GS	RECEIVING					RUSHING				
				NO.	YDS.	AVG.	LG	TD	NO.	YDS.	AVG.	LG	TD
2020	Steelers	1	0	5	72	14.4	27	0	0	0	0.0	0	0
NFL TOTALS		1	0	5	72	14.4	27	0	0	0	0.0	0	0

JAMES WASHINGTON'S NFL REGULAR SEASON RETURN STATISTICS


KICKOFF RETURNS							PUNT RETURNS						
DATE	TEAM	RET.	YDS.	AVG.	LG	TD	NO.	FC	YDS.	AVG.	LG	TD	
2018	Steelers	0	0	0.0	0	0	0	0	0	0.0	0	0	
2019	Steelers	0	0	0.0	0	0	0	0	0	0.0	0	0	
2020	Steelers	0	0	0.0	0	0	0	0	0	0.0	0	0	
NFL TOTALS		0	0	0.0	0	0	0	0	0	0.0	0	0	

JAMES WASHINGTON'S NFL POSTSEASON RETURN STATISTICS

KICKOFF RETURNS							PUNT RETURNS					
DATE	TEAM	RET.	YDS.	AVG.	LG	TD	NO.	FC	YDS.	AVG.	LG	TD
2020	Steelers	0	0	0.0	0	0	0	0	0	0.0	0	0
NFL TOTALS		0	0	0.0	0	0	0	0	0	0.0	0	0

100-YARD RECEIVING GAMES (1): REGULAR SEASON

DATE	TEAM	NO.	YDS.	AVG.	LG	TD
12/01/19	BROWNS	4	111	27.8	44	1



50

JAMAR WATSON

LINEBACKER

HEIGHT: 6-3

WEIGHT: 244

COLLEGE: Kentucky

BORN: Sep. 3, 1997 (23)

BIRTHPLACE Brandywine, MD

HOW ACQUIRED: UDFA '21

NFL EXPERIENCE: R

PRO CAREER

- ✦ Has yet to make NFL debut



44

DEREK WATT

FULLBACK

HEIGHT: 6-2

WEIGHT: 234

COLLEGE: Wisconsin

BORN: Nov. 7, 1992 (28)

BIRTHPLACE Pewaukee, WI

HOW ACQUIRED: UFA '20

NFL EXPERIENCE: 6th year

PRO CAREER

- ✦ Has played in 64 games (13 starts) over his five-year NFL career (Chargers 2016-19, Steelers 2020)
- ✦ Has rushed for 49 yards and one TD on 19 carries (2.6 yards per rush)
- ✦ Has caught 10 passes for 152 yards
- ✦ Has registered 41 career special teams tackles
- ✦ Registered the first rushing TD of his career, and his first since high school, in the win at Jacksonville in 2019
- ✦ Recorded 17 special teams tackles in 2019, which tied for the NFL lead
- ✦ Only NFL player in 2019 with a rushing TD and at least 12 special teams tackles
- ✦ Named first alternate and second alternate, respectively, for special teams and fullback for 2020 Pro Bowl
- ✦ As a rookie with the Chargers in 2016, blocked for his two-year Wisconsin teammate (2013-14), Pro Bowl RB Melvin Gordon, to post 997 rushing yards and 10 TDs

2020 (STEELERS)

- ✦ Saw action in 12 regular-season games (no starts), primarily on special teams
- ✦ Recorded seven tackles on special teams

2019 (CHARGERS)

- ✦ Saw action in all 16 regular-season games (two starts) at fullback
- ✦ Rushed for 10 yards and one TD on seven carries (1.2 yards per rush)
- ✦ Caught three passes for 32 yards
- ✦ Recorded 17 tackles on special teams
- ✦ Selected as a first alternate on special teams and a second alternate at fullback for the Pro Bowl
- ✦ Pro Football Journal First-Team All-AFC (fullback)
- ✦ Posted his first career rushing score, finishing with the TD and four yards on two carries (2.0 avg) in Week 14 at Jacksonville

2018 (CHARGERS)

- ✦ Played in all 16 regular-season games (five starts) at fullback
- ✦ Rushed for 11 yards on four carries (2.8 yards per rush)
- ✦ Caught one pass for two yards
- ✦ Recorded 6 tackles on special teams
- ✦ Played in both postseason games, registering a one-yard catch that nearly went for a TD
- ✦ Selected as a third alternate for the Pro Bowl
- ✦ Saw limited action with a thumb injury, appearing on eight offensive snaps, but pulled to the left to block LB Ramik Wilson on a 20-yard scoring run by Melvin Gordon in Week 3 vs. L.A. Rams
- ✦ Made his first start of the season at fullback, seeing time on 11 offensive plays and 14 on special teams, in Week 9 at Seattle; blocked CB Shaquill Griffin to help Melvin Gordon reach the end zone in the second quarter on a 34-yard carry
- ✦ Appeared on 10 offensive plays and 20 on special teams in the AFC Wild Card game at Baltimore – the first postseason action of his career; blocked CB Jimmy Smith to help spring CB Desmond King II free for a 72-yard kickoff return

2017 (CHARGERS)

- ✦ Appeared in all 16 regular-season games (four starts) at fullback, including the first back-to-back starts of his career
- ✦ Rushed for 24 yards on six carries (4.0 yards per rush)
- ✦ Caught two passes for 35 yards
- ✦ Registered 11 tackles on special teams
- ✦ Led the team with 335 snaps on special teams
- ✦ Posted a pair of special teams tackles on kickoff coverage, including one that forced the Giants to begin the drive inside their own 20 in Week 5 at N.Y. Giants
- ✦ Totaled two carries for 17 yards (8.5 avg.), including a career-long 17-yard carry and added a special teams tackle on kickoff coverage in Week 11 vs. Buffalo
- ✦ Extended his streak of games with a special teams tackle to seven in Week 16 at N.Y. Jets, pinning the Jets inside their 20-yard line on punt coverage; started at fullback and played six snaps on offense and a team-high 27 on special teams

2016 (CHARGERS)

- ✦ Appeared in all 16 regular-season games (two starts)
- ✦ Rushed for four yards on two carries (2.0 yards per rush)
- ✦ Caught four passes for 83 yards
- ✦ Helped his two-year Wisconsin teammate (2013-14), RB Melvin Gordon, rush for 997 yards and 10 TDs with Pro Bowl honors
- ✦ Pro Football Journal Second-Team All-Rookie (FB)
- ✦ Made the first start of his career, helping the offense post 150 rushing yards, in Week 2 vs. Jacksonville
- ✦ Posted a 53-yard reception to the Denver nine-yard line to set up an opening drive TD in Week 8 at Denver

DEREK WATT'S NFL REGULAR SEASON RUSHING/RECEIVING STATISTICS

DATE	TEAM	GP	GS	RUSHING				TD	RECEIVING				TD
				NO.	YDS.	AVG.	LG		NO.	YDS.	AVG.	LG	
2016	Chargers	16	2	2	4	2.0	2	0	4	83	20.8	53	0
2017	Chargers	16	4	6	24	4.0	17	0	2	35	17.5	23	0
2018	Chargers	16	5	4	11	2.8	8	0	1	2	2.0	2	0
2019	Chargers	16	2	7	10	1.4	3	1	3	32	10.7	21	0
2020	Steelers	12	0	0	0	0.0	0	0	0	0	0.0	0	0
NFL TOTALS		76	13	19	49	2.6	17	1	10	152	15.2	53	0

DEREK WATT'S NFL POSTSEASON RUSHING/RECEIVING STATISTICS


DATE	TEAM	GP	GS	RUSHING				TD	RECEIVING				TD
				NO.	YDS.	AVG.	LG		NO.	YDS.	AVG.	LG	
2018	Chargers	2	0	0	0	0.0	0	0	1	1	1.0	1	0
2020	Steelers	1	0	2	2	1.0	2	0	0	0	0.0	0	0
NFL TOTALS		3	0	2	2	1.0	2	0	1	1	1.0	1	0

DEREK WATT'S NFL REGULAR SEASON RETURN STATISTICS

KICKOFF RETURNS							PUNT RETURNS						
DATE	TEAM	RET.	YDS.	AVG.	LG	TD	NO.	FC	YDS.	AVG.	LG	TD	
2016	Chargers	0	0	0.0	0	0	0	0	0	0.0	0	0	
2017	Chargers	0	0	0.0	0	0	0	0	0	0.0	0	0	
2018	Chargers	0	0	0.0	0	0	0	0	0	0.0	0	0	
2019	Chargers	0	0	0.0	0	0	0	0	0	0.0	0	0	
2020	Steelers	0	0	0.0	0	0	0	0	0	0.0	0	0	
NFL TOTALS		0	0	0.0	0	0	0	0	0	0.0	0	0	

DEREK WATT'S NFL POSTSEASON RETURN STATISTICS

KICKOFF RETURNS							PUNT RETURNS						
DATE	TEAM	RET.	YDS.	AVG.	LG	TD	NO.	FC	YDS.	AVG.	LG	TD	
2018	Chargers	0	0	0.0	0	0	0	0	0	0.0	0	0	
2020	Steelers	0	0	0.0	0	0	0	0	0	0.0	0	0	
NFL TOTALS		0	0	0.0	0	0	0	0	0	0.0	0	0	



T.J. WATT

LINEBACKER

HEIGHT: 6-4
 WEIGHT: 252
 COLLEGE: Wisconsin
 BORN: Oct. 11, 1994 (26)

BIRTHPLACE Pewaukee, WI
 HOW ACQUIRED: D1 '17
 NFL EXPERIENCE: 5th year



PRO CAREER

- ✦ Three-time Pro Bowler (2018, 2019, 2020)
- ✦ Two-time Associated Press First Team All-Pro (2019, 2020)
- ✦ Two-time Pittsburgh Steelers MVP (2019, 2020)
- ✦ First defensive player to earn Steelers' Most Valuable Player in back-to-back years (2019, 2020) since James Harrison (2007-08)
- ✦ 2020 AFC Defensive Player of the Year (The Committee of 101)
- ✦ Joined Pro Football Hall of Famers Reggie White (four) and Derrick Thomas (three) as the only players to record at least 13 sacks in three of their first four seasons since 1982, when the individual sack became an official NFL statistic
- ✦ Only active player in the NFL with at least 13.0 sacks in each of the last three seasons
- ✦ Played in 62 games (62 starts) over his four-year NFL career
- ✦ Registered 230 tackles, 111 quarterback hits, 59 tackles for loss, 49.5 sacks, 25 passes defended, 17 forced fumbles, four interceptions and four fumble recoveries
- ✦ Leads the NFL in forced fumbles (17) since entering the NFL in 2017
- ✦ His 49.5 sacks over his first four seasons in the NFL are the most by a Steelers player and sixth-most by any player in their first four seasons in the League
- ✦ His 49.5 sacks rank 10th in franchise history
- ✦ His 49.5 sacks rank third among all defensive players and first among linebackers since entering the NFL in 2017
- ✦ His 49.5 sacks rank ninth by any player over their first 62 career NFL games (since sacks became official in 1982)
- ✦ His 49.5 career sacks are the most by a linebacker over his first 62 career regular-season games since Kansas City's Justin Houston (51.5,

2011-14)

- His 49.5 career sacks rank fourth by a linebacker over his first 62 career regular-season games (since sack became official in 1982)
- Registered his 30th career sack in his 41st career game, which was the fastest to 30 career sacks in franchise history and 13th-fastest in NFL history
- Collected 34.5 sacks over his first three seasons in the NFL, which is the most by a Steelers player in their first three seasons in the League
- Recorded 20.0 quarterback sacks over his first two seasons in the NFL
- Ninth linebacker with at least 20.0 sacks in a player's first two seasons (since sacks became official in 1982)
- Associated Press Second Team All-Pro (2020)
- AFC Defensive Player of the Month (November 2019)
- Sporting News All-Pro, PFWA All-NFL Team and PFWA All-AFC Team (2019)
- AFC Defensive Player of the Week (Week 1 of 2018)
- AFC Defensive Player of the Week (Week 5 of 2018)
- First Steelers player with back-to-back seasons of at least 10 sacks since James Harrison and LaMarr Woodley (2008-10)
- Only player in franchise history with 13.0 sacks or more in multiple seasons
- Recorded at least 1.5 sacks in 12 career games
- Registered at least 2.0 sacks in 10 career games
- Recorded 34.0 sacks in first 32 career games at Heinz Field
- Only one player in NFL history has registered more sacks over their first 32 career home games
- Leads the NFL since 2019 in the following categories, quarterback hits (77), forced fumbles (tied, 10), sacks (29.5) and tackles for loss (36)
- His 17 combined interceptions (three), forced fumbles (10) and fumble recoveries (four) rank tied for first in the NFL since 2019
- First player in franchise history with 14.0 or more sacks in multiple seasons
- Fourteenth player in NFL history with at least 14.5 sacks in back-to-back seasons, and just the sixth since 1993
- Only player in franchise history with 13.0 sacks or more in multiple seasons

2020 (STEELERS)

- Named a defensive captain for the first time
- Started all 15 games he played in during the regular season and one playoff game
- Recorded 15.0 sacks, 23 tackles for loss and 41 quarterback hits – third player since at least 2006 to record at least 15.0 sacks, 23 tackles for loss and 40 quarterback hits in a season (J.J. Watt; 2012, 2014, 2015 and Aaron Donald; 2018)
- In addition to his 15.0 sacks, 23 tackles for loss and 41 quarterback hits, which all led the NFL, had seven passes defended, two forced fumbles and one interception
- Seventh player to lead the NFL in sacks, tackles for loss and quarterback hits in the same season since 2006
- His 15.0 sacks, which are a single-season high for him, led the NFL
- His 15.0 sacks ranked tied for second in single-season franchise history
- Eleventh player to register at least 15.0 sacks and 23 tackles for loss in a single season since 1999
- His 41 quarterback hits ranked tied for fifth since the NFL started recognizing the statistic in 2006

2019 (STEELERS)

- Started all 16 games
- Ranked first or second on the Steelers in sacks (14.5, 1st), tackles for loss (14, 2nd), quarterback hits (36, 1st), forced fumbles (8, 1st) and fumble recoveries (4, 1st)
- Ranked in the top-five in the NFL in sacks (t-4th), quarterback hits (3rd), forced fumbles (t-1st) and fumble recoveries (t-2nd)
- His 14.5 sacks ranked third in single-season franchise history
- First Steelers player with at least a half sack in nine consecutive games since LaMarr Woodley had a streak of 10 such games (franchise record) that spanned the 2009 and 2010 seasons
- His streak of nine straight games with at least a half sack, which was the longest active streak in the League at the time, came to an end in the 2019 Week 14 victory at Arizona
- His nine-game streak was tied for the fifth-longest in NFL single season history
- First Steelers player with back-to-back seasons of at least 10 sacks since James Harrison and LaMarr Woodley (2008-10)
- Nearly became the first player in the NFL to rank in the top-five in sacks, tackles for loss, quarterback hits, forced fumbles and fumble recoveries in a season since Houston Texans' J.J. Watt in 2014
- Only NFL player since 2008 to have at least 14 sacks, 14 tackles for loss, 36 quarterback hits, 8 forced fumbles and 4 fumble recoveries in a season
- His 14 combined interceptions (2), forced fumbles (8) and fumble recoveries (4) are the most by an NFL player since Chicago Bears' Charles Tillman in 2012 (15)
- His 14 combined interceptions (2), forced fumbles (8) and fumble recoveries (4) were tied for the second-most by an NFL player since 2000
- His 6 total takeaways (interceptions and fumble recoveries) ranked tied for fourth in the NFL
- Only NFL player since 1990 to register at least 2 interceptions, 4 fumble recoveries and 8 forced fumbles in a single season

2018 (STEELERS)

- Started all 16 games
- His 13.0 sacks ranked tied for the seventh-most by a Steeler in a single-season since the stat became official in 1982 (Chad Brown, 1996)
- Set a single-season career-high with 13.0 sacks – becoming the first Steelers' linebacker with 10 or more sacks in a season since 2010 (James Harrison and LaMarr Woodley) and tied for the ninth-most by a Steeler in a single-season since the stat became official in 1982
- First Steelers linebacker since 2013-14 (Jason Worilds) to record back-to-back seasons with at least 7.0 sacks
- Tallied 6.0 sacks through the first five weeks of the season, becoming the first Steeler with at least 6.0 sacks through the first five games of a season since 2009 (James Harrison, 6.0)
- His six defensive forced fumbles tied as the second-most by a Steeler in a single season since 1994 (James Harrison, 2008: 7)
- Named AFC Defensive Player of the Week for his Week 1 performance at Cleveland
- Totaled single-game career highs in tackles (10 total / 7 solo) and sacks (3.0)
- His 3.0 quarterback takedowns vs. Browns marked the second multi-sack game of his NFL career, both occurring on Kickoff Weekends (Sept. 10, 2017 at Cleveland and Sept. 9, 2018 at Cleveland)
- Blocked what could have been a game-winning field goal by Cleveland in OT
- Named AFC Defensive Player of the Week for his Week 5 performance vs. Atlanta
- Led all defenders with game highs in tackles (8 / 6 solo) and sacks (3.0)
- His 3.0 sacks marked the third multi-sack game of his NFL career and second of 2018 – matching a single-game career high (3.0, Sept. 9, 2018 at Cleveland)
- Forced a fumble on his third sack of QB Matt Ryan, in the fourth quarter, which was recovered by LB L.J. Fort in the Falcons' end zone for a touchdown
- Recorded a 12-yard strip-sack of Carolina QB Cam Newton in the second quarter (11/8), which increased his career sack total to 15.0 – tying Keith Willis (1982-83) for the second-most by a Steeler in their first two seasons in the NFL with the team since sacks became an official statistic in 1982
- Recorded 2.0 sacks, his third multi-sack game of his 2018 season, and the fourth of his NFL career vs. Jacksonville (11/18)
- Surpassed LaMarr Woodley for the most by a Steeler in their first two seasons in the NFL with the team since sacks became an official statistic in 1982

2017 (STEELERS)

- Started all 15 games he played in during the regular season and one playoff game
- His 7.0 sacks were the second-most by a rookie in Steelers history
- His 7.0 sacks led all NFL rookie linebackers and tied for the second-most among all League rookies

- Only NFL linebacker to finish the regular season with at least 50 tackles (52), 5.0 sacks (7.0), five passes defended (8) and one interception (1)
- Third player in NFL history and first on Kickoff Weekend to record 2.0 sacks and an interception in an NFL debut, joining Charles Glaze (Oct. 4, 1987) and Tommy Haynes (Oct. 4, 1987)
- First Steeler with at least 2.0 sacks in their NFL debut since sacks became an official statistic in 1982 (previous mark, 1.5, Kenny Davidson, Sept. 9, 1990 at Cleveland)
- First Steeler with at least 2.0 sacks and an interception in the same game since 2010 (LaMarr Woodley, Dec. 12 vs. Cincinnati)

T.J. WATT'S NFL REGULAR SEASON DEFENSIVE STATISTICS

				TACKLES								INTERCEPTIONS								O. FUMB				ST				MISC			
DATE	TEAM	GP	GS	TK	S	A	TFL	YDS	SK	YDS	QBH	NO	YDS	LG	TD	PD	FF	FR	YDS	TK	S	A	FF	FR	S	A					
2017	Steelers	15	15	52	39	13	10	42	7.0	36.0	13	1	17	17	0	7	1	0	0	2	1	1	0	0	0	0					
2018	Steelers	16	16	68	50	18	12	63	13.0	87.0	21	0	0	0	0	3	6	0	0	0	0	0	0	0	0	0					
2019	Steelers	16	16	55	35	20	14	56	14.5	104.0	36	2	7	7	0	8	8	4	0	0	0	0	0	0	0	0					
2020	Steelers	15	15	53	43	10	23	119	15.0	112.5	41	1	0	0	0	7	2	0	0	0	0	0	0	0	0	0					
NFL TOTALS		62	62	228	167	61	59	280	49.5	339.5	111	4	24	17	0	25	17	4	0	2	1	1	0	0	0	0	0				

T.J. WATT'S NFL POSTSEASON DEFENSIVE STATISTICS

				TACKLES							INTERCEPTIONS					O. FUMB			ST			MISC				
DATE	TEAM	GP	GS	TK	S	A	TFL	YDS	SK	YDS	QBH	NO	YDS	LG	TD	PD	FF	FR	YDS	TK	S	A	FF	FR	S	A
2017	Steelers	1	1	2	1	1	0	0	0.0	0.0	2	0	0	0	0	1	0	0	0	0	0	0	0	0	0	0
2020	Steelers	1	1	3	2	1	0	1	0.0	0.0	0	0	0	0	0	1	0	0	0	0	0	0	0	0	0	0
NFL TOTALS		2	2	5	3	2	1	1	0.0	0.0	2	0	0	0	0	2	0	0	0	0	0	0	0	0	0	0



CODY WHITE WIDE RECEIVER

HEIGHT: 6-3 BIRTHPLACE Novi, MI
WEIGHT: 215 HOW ACQUIRED: FA-20
COLLEGE: Michigan State NFL EXPERIENCE: 1st year
BORN: Nov. 28, 1998 (22)

PRO CAREER

- Has yet to make NFL debut

CODY WHITE'S NFL POSTSEASON RUSHING/RECEIVING STATISTICS

		RECEIVING							RUSHING				
DATE	TEAM	GP	GS	NO.	YDS.	AVG.	LG	TD	NO.	YDS.	AVG.	LG	TD
2020	Steelers	0	0	0	0	0.0	0	0	0	0	0.0	0	0
NFL TOTALS		0	0	0	0	0.0	0	0	0	0	0.0	0	0

CODY WHITE'S NFL POSTSEASON RETURN STATISTICS

KICKOFF RETURNS							PUNT RETURNS					
DATE	TEAM	RET.	YDS.	AVG.	LG	TD	NO.	FC	YDS.	AVG.	LG	TD
2020	Steelers	0	0	0.0	0	0	0	0	0	0.0	0	0
NFL TOTALS		0	0	0.0	0	0	0	0	0	0.0	0	0



CHRIS WORMLEY DEFENSIVE LINEMAN

HEIGHT: 6-5 BIRTHPLACE Toledo, OH
WEIGHT: 300 HOW ACQUIRED: TR '20 (BAL)
COLLEGE: Michigan NFL EXPERIENCE: 5th year
BORN: Oct. 25, 1993 (27)

PRO CAREER

- Has played in 52 games (16 starts) over his four-year NFL career (Ravens 2017-19; Steelers 2020)
- Registered 62 tackles, 12 quarterback hits, five tackles for loss, 3.5 sacks and seven passes defended
- Made NFL debut in Week 5 of 2017 at Oakland
- Made NFL starting debut in Week 6 of 2017 vs. Chicago

2020 (STEELERS)

- ✦ Played in 13 regular-season games (one start)
- ✦ Recorded eight tackles (three solo), 1.0 sack, one tackle for loss and three quarterback hits

2019 (RAVENS)

- ✦ Played in 16 regular-season games (seven starts)
- ✦ Recorded 33 tackles, 1.5 sacks, six quarterback hits, two tackles for a loss and two passes defended
- ✦ Registered four tackles (three solo), two tackles for loss, two quarterback hits and 1.0 sack in Week 10 at Cincinnati
- ✦ Recorded four tackles (two solo), one quarterback hit, one pass defended and 0.5 sack in Week 13 vs. San Francisco

2018 (RAVENS)

- ✦ Played in 16 regular-season games (six starts)
- ✦ Recorded 16 tackles, 1.0 sacks, two quarterback hits, two tackles for a loss and five passes defended for the league's No. 1 overall (292.9 ypg) and No. 2 scoring (17.9 ppg) defense
- ✦ Registered two tackles (two solo) and one tackle for loss in Week 2 at Cincinnati
- ✦ Recorded three tackles (three solo) in Week 7 vs. New Orleans
- ✦ Recorded his first-career sack for a defense that posted franchise records in sacks (11) in the 21-0 victory in Week 6 at Tennessee

2017 (RAVENS)

- ✦ Played in seven regular-season games (two starts)
- ✦ Registered five tackles (five solo) for a unit that led the League in both takeaways (34), interceptions (22) and finished ranked 12th overall (325.1 ypg)
- ✦ Made NFL debut in Week 5 at Oakland
- ✦ Made NFL starting debut in Week 6 vs. Chicago

CHRIS WORMLEY'S NFL REGULAR SEASON DEFENSIVE STATISTICS

TACKLES													INTERCEPTIONS				O. FUMB			ST				MISC		
DATE	TEAM	GP	GS	TK	S	A	TFL	YDS	SK	YDS	QBH	NO	YDS	LG	TD	PD	FF	FR	YDS	TK	S	A	FF	FR	S	A
2017	Ravens	7	2	5	5	0	0	0	0.0	0.0	1	0	0	0	0	0	0	0	0	0	0	0	0	0	0	0
2018	Ravens	16	6	16	13	3	2	7	1.0	6.0	2	0	0	0	0	5	0	0	0	0	0	0	0	0	0	0
2019	Ravens	16	7	33	17	16	2	9	1.5	7.0	6	0	0	0	0	2	0	0	0	0	0	0	0	0	0	0
2020	Steelers	13	1	8	3	5	1	9	1.0	9.0	3	0	0	0	0	0	0	0	0	0	0	0	0	0	0	0
NFL TOTALS		52	16	62	38	24	5	25	3.5	22.0	12	0	0	0	0	7	0	0	0	0	0	0	0	0	0	0

CHRIS WORMLEY'S NFL POSTSEASON DEFENSIVE STATISTICS

		TACKLES										INTERCEPTIONS					O. FUMB			ST				MISC		
DATE	TEAM	GP	GS	TK	S	A	TFL	YDS	SK	YDS	QBH	NO	YDS	LG	TD	PD	FF	FR	YDS	TK	S	A	FF	FR	S	A
2018	Ravens	1	0	2	2	0	0	0	0.0	0.0	0	0	0	0	0	0	0	0	0	0	0	0	0	0	0	0
2019	Ravens	1	1	3	2	1	0	0	0.0	0.0	0	0	0	0	0	0	0	0	0	0	0	0	0	0	0	0
2020	Steelers	1	0	0	0	0	0	0	0.0	0.0	0	0	0	0	0	0	0	0	0	0	0	0	0	0	0	0
NFL TOTALS		3	1	5	4	1	0	0	0.0	0.0	0	0	0	0	0	0	0	0	0	0	0	0	0	0	0	0

WN 12, LOST 4						MIKE TOMLIN (16 GAMES)								
09/14	W	26-16			at N.Y. Giants	J. Conner	169	721	4.3	59	6			
09/20	W	26-21			Denver	B. Snell Jr.	111	368	3.3	30	4			
09/27	W	28-21			Houston	A. McFarland Jr.	33	113	3.4	20	0			
10/11	W	38-29			Philadelphia	R. McCloud	4	65	16.3	58	0			
10/18	W	38-7			Cleveland	J. Samuels	9	28	3.1	6	0			
10/25	W	27-24			Tennessee	J. Dobbs	2	20	10.0	13	0			
11/01	W	28-24			at Baltimore	C. Claypool	10	16	8.8	8	2			
11/08	W	24-19			at Dallas	D. Johnson	3	15	5.0	9	0			
11/15	W	36-10			Cincinnati	B. Roethlisberger	25	11	0.4	11	0			
11/22	W	27-3			at Jacksonville	M. Rudolph	7	-6	-0.9	1	0			
12/02	W	19-14			Baltimore	TEAM	373	1,351	3.6	59	12			
12/07	L	17-23			Washington	OPPONENTS	414	1,783	4.3	741	13			
12/13	L	15-26			at Buffalo									
12/21	L	17-27			at Cincinnati									
12/27	W	28-24			Indianapolis									
01/03	L	22-24			at Cleveland									
2020 TEAM STATISTICS														
						PIT	OPP.							
FIRST DOWNS						322	281							
Rushing						81	94							
Passing						206	163							
Penalty						35	24							
Third Down-Made/Att						97/230	83/222							
Third Down Efficiency						42.2%	37.4%							
Fourth Down-Made/Att						10/19	5/20							
Fourth Down Efficiency						52.6%	25.0%							
TOTAL NET YARDS						5,354	4,893							
Avg. Per Game						334.6	305.8							
Total Plays						1,043	996							
Avg. Per Play						5.1	4.9							
NET YARDS RUSHING						1,351	1,783							
Avg. Per Game						84.4	111.4							
Total Rushes						373	414							
Avg. Per Rush						3.6	4.3							
NET YARDS PASSING						4,003	3,110							
Avg. Per Game						250.2	194.4							
Sacked/Yards Lost						14/126	56/384							
Gross Yards						4,129	3,494							
Attempts/Completions						656/428	526/298							
Pct. of Completion						65.2%	56.7%							
Had Intercepted						11	18							
PUNTS/AVERAGE						77/45.1	81/45.7							
Net Punting Average						39.6	41.0							
PUNT RETURN/AVG.						37/9.6	32/7.7							
KICKOFF RETURN/AVG.						29/23.1	41/22.1							
INTERCEPTION RETURN/AVG.						18/9.4	11/20.1							
PENALTIES/YARDS						81/691	103/980							
FUMBLES/BALL LOST						22/7	18/9							
TOUCHDOWNS						50	36							
Rushing						12	13							
Passing						35	22							
Returns						3	1							
EXTRA POINTS/ATTEMPTS						41/45	32/33							
TWO POINT CONVERSION/ATT.						2/5	2/3							
FIELD GOALS/ATTEMPTS						23/24	20/24							
AVG. TIME OF POSSESSION						30:49	29:11							
* SCORE BY PERIODS						Q1	Q2	Q3	Q4	OT	PTS			
TEAM						62	154	68	132	0	416			
OPPONENTS						54	115	66	77	0	312			
SCORING						TD	RU	PA	RT	K-PAT	FG	2PT	S	PTS
C. Boswell						0	0	0	0	34/38	19/20	0	0	91
C. Claypool						11	2	9	0	0/0	0/0	0	0	66
J. Smith-Schuster						9	0	9	0	0/0	0/0	1	0	56
D. Johnson						7	0	7	0	0/0	0/0	0	0	42
J. Conner						6	6	0	0	0/0	0/0	0	0	36
E. Ebron						5	0	5	0	0/0	0/0	1	0	32
J. Washington						5	0	5	0	0/0	0/0	0	0	30
B. Snell Jr.						4	4	0	0	0/0	0/0	0	0	24
M. Wright						0	0	0	0	7/7	4/4	0	0	19
M. Fitzpatrick						1	0	0	1	0/0	0/0	0	0	6
J. Haden						1	0	0	1	0/0	0/0	0	0	6
R. Spillane						1	0	0	1	0/0	0/0	0	0	6
D. Watt						0	0	0	0	0/0	0			

* PASSING	ATT	CMP	YDS	CMP%	YDS/ATT	TD	TD%	INT	INT%	LONG	SACK/	LOST	RATING
B. Roethlisberger	608	399	3,803	65.6	6.3	33	5.4	10	1.6	84t	13/	118	94.1

M. Rudolph	43	25	324	58.1	7.5	2	4.7	1	2.3	47	1/	8	87.7
J. Dobbs	5	4	2	80.0	0.4	0	0.0	0	0.0	3	0/	0	79.2
TEAM	656	428	4,129	65.2	6.3	35	5.3	11	1.7	84t	14/	126	93.5
OPPONENTS	526	298	3,494	56.7	6.6	22	4.2	18	3.4	73t	56/	384	76.7

2020 REGULAR SEASON PITTSBURGH STEELERS DEFENSIVE STATS
(THROUGH WEEK 17)

POS.	PLAYER	TKL.	AST.	TOTAL	TFL	SACKS/YDS.	PR	FR	FF	INT./YDS.	PD
S	M. Fitzpatrick	60	19	79	1	0.0/0.0	0	1	1	4/77	11
LB	V. Williams	47	23	70	14	3.0/18.0	4	2	0	0/0	0
S	T. Edmunds	46	22	68	1	1.0/11.0	1	0	0	2/11	8
DT	C. Heyward	30	24	54	7	4.0/28.5	19	0	0	1/0	3
LB	T. Watt	43	10	53	23	15.0/112.5	41	0	2	1/0	7
CB	J. Haden	44	8	52	2	0.0/0.0	0	0	0	2/38	12
ILB	A. Williamson	37	15	52	3	1.0/8.0	2	0	0	0/0	0
CB	M. Hilton	41	9	50	8	3.0/25.0	5	2	1	3/5	7
CB	S. Nelson	43	5	48	2	0.0/0.0	0	1	0	2/3	9
DE	S. Tuitt	33	12	45	10	11.0/63.5	25	0	2	0/0	3
LB	R. Spillane	37	6	43	4	2.0/15.0	3	1	0	1/33	4
LB	A. Highsmith	26	16	42	5	2.0/16.0	6	0	0	1/2	1
DE	T. Alualu	17	21	38	4	2.0/18.0	5	0	1	0/0	5
LB	B. Dupree	23	8	31	8	8.0/46.0	15	0	2	0/0	2
CB	C. Sutton	26	3	29	1	1.0/0.0	0	1	3	1/0	8
LB	D. Bush	16	10	26	0	1.0/6.5	2	0	0	0/0	3
LB	M. Allen	14	10	24	2	0.0/0.0	2	0	0	0/0	0
DE	I. Buggs	7	4	11	0	0.0/0.0	1	0	0	0/0	0
S	S. Davis	9	1	10	0	0.0/0.0	0	0	0	0/0	1
CB	J. Layne	7	3	10	0	0.0/0.0	0	0	0	0/0	0
LB	O. Adeniyi	4	4	8	1	0.0/0.0	0	0	0	0/0	0
DL	C. Wormley	3	5	8	1	1.0/9.0	3	0	0	0/0	0
DT	C. Davis	4	2	6	1	0.0/0.0	0	0	0	0/0	0
LB	J. Elliott	3	1	4	2	1.0/7.0	1	0	0	0/0	0
DE	H. Mondeaux	2	2	4	1	0.0/0.0	2	0	0	0/0	0
ILB	U. Gilbert III	2	0	2	0	0.0/0.0	0	0	0	0/0	0
S	A. Brooks Jr.	1	1	2	0	0.0/0.0	0	0	0	0/0	0
WR	R. McCloud	1	0	1	0	0.0/0.0	0	0	0	0/0	0
CB	J. Pierre	1	0	1	1	0.0/0.0	0	0	0	0/0	0
FB	D. Watt	1	0	1	1	0.0/0.0	0	0	0	0/0	0
STEELERS TOTALS		628	244	872	103	56.0/384.0	137	8	12	18/169	84
OPP. TOTALS		627	299	926	60	14.0/126.0	71	4	13	11/216	90

Ast.=Assist, TFL=Tackle for a Loss, PR=Pressures, Int.=Interception, FR=Fumble Recovery, FF=Forced Fumble, PD=Pass Defense

2020 STEELERS SPECIAL TEAMS

POS.	PLAYER	TKL.	AST.	COMB.
CB	Layne, Justin	6	6	12
S	Dangerfield, Jordan	9	1	10
CB	Pierre, James	6	3	9
LB	Adeniyi, Olasunkanmi	7	1	8
FB	Watt, Derek	4	3	7
LB	Allen, Marcus	5	1	6
LB	Highsmith, Alex	4	2	6
WR	Claypool, Chase	2	4	6
RB	Snell Jr., Benny	3	2	5
LB	Elliott, Jayrone	2	1	3
TE	Rader, Kevin	2	1	3
ILB	Gilbert III, Ulysees	1	2	3
S	Davis, Sean	2	0	2
DE	Marsh, Cassius	2	0	2
LB	Spillane, Robert	2	0	2
LS	Canaday, Kameron	1	1	2
CB	Hilton, Mike	1	0	1
DE	Mondeaux, Henry	1	0	1
RB	Samuels, Jaylen	1	0	1
CB	Sutton, Cameron	1	0	1
TOTALS		62	28	90

DEFENSIVE STATS BY RANK

SACKS		INTERCEPTIONS		TACKLES FOR LOSS		PASSES DEFENSED		PRESSURES	
PLAYER	NO.	PLAYER	NO.	PLAYER	NO.	PLAYER	NO.	PLAYER	NO.
T. Watt	15.0	M. Fitzpatrick	4	T. Watt	23	J. Haden	12	T. Watt	41
S. Tuitt	11.0	M. Hilton	3	V. Williams	14	M. Fitzpatrick	11	S. Tuitt	25
B. Dupree	8.0	T. Edmunds	2	S. Tuitt	10	S. Nelson	9	C. Heyward	19
C. Heyward	4.0	J. Haden	2	B. Dupree	8	T. Edmunds	8	B. Dupree	15
M. Hilton	3.0	S. Nelson	2	M. Hilton	8	C. Sutton	8	A. Highsmith	6
V. Williams	3.0	C. Heyward	1	C. Heyward	7	M. Hilton	7	T. Alualu	5
T. Alualu	2.0	A. Highsmith	1	A. Highsmith	5	T. Watt	7	M. Hilton	5
A. Highsmith	2.0	R. Spillane	1	T. Alualu	4	T. Alualu	5	V. Williams	4
R. Spillane	2.0	C. Sutton	1	R. Spillane	4	R. Spillane	4	R. Spillane	3
D. Bush	1.0	T. Watt	1	A. Williamson	3	D. Bush	3	C. Wormley	3
T. Edmunds	1.0			M. Allen	2	C. Heyward	3	M. Allen	2
J. Elliott	1.0			J. Elliott	2	S. Tuitt	3	D. Bush	2
C. Sutton	1.0			J. Haden	2	B. Dupree	2	H. Mondeaux	2
A. Williamson	1.0			S. Nelson	2	S. Davis	1	A. Williamson	2
C. Wormley	1.0			O. Adeniyi	1	A. Highsmith	1	I. Buggs	1
				C. Davis	1			T. Edmunds	1
				T. Edmunds	1			J. Elliott	1
				M. Fitzpatrick	1				
				H. Mondeaux	1				
				J. Pierre	1				
				C. Sutton	1				
				D. Watt	1				
				C. Wormley	1				

2020 REGULAR SEASON													
OFFENSE													
DATE	OPPONENT	WT	LT	LG	G	Z	RG	RT	OT	TE	T	QB	RB
9/14	at N.Y. Giants	<u>Diontae Johnson</u> / JuJu Smith-Schuster/ James Washington	--	--	--	Maurkice Pouncey/ Stefen Wisniewski	--	--	Zach Banner/ Matt Feller/ Alejandro Villanueva	Vance McDonald	--	Ben Roethlisberger	James Conner
9/20	Denver	<u>Diontae Johnson</u> / JuJu Smith-Schuster	--	--	<u>Kevin Dotson</u>	Maurkice Pouncey	--	--	Matt Feller/ Alejandro Villanueva	Eric Ebron/ Vance McDonald	--	Ben Roethlisberger	James Conner
9/27	Houston	<u>Diontae Johnson</u> / JuJu Smith-Schuster	--	--	David DeCastro	Maurkice Pouncey	--	--	Matt Feller/ Alejandro Villanueva	Eric Ebron/ Vance McDonald	--	Ben Roethlisberger	James Conner
10/11	Philadelphia	<u>Chase Claypool</u> / Diontae Johnson/ JuJu Smith-Schuster	--	--	David DeCastro	Maurkice Pouncey	--	--	Matt Feller/ Alejandro Villanueva	Eric Ebron	--	Ben Roethlisberger	--
10/18	Cleveland	<u>Chase Claypool</u> / Diontae Johnson/ James Washington	--	--	--	Maurkice Pouncey	--	--	Matt Feller/ Alejandro Villanueva	Eric Ebron/ Vance McDonald	--	Ben Roethlisberger	James Conner
10/25	at Tennessee	<u>Chase Claypool</u> / Diontae Johnson/ JuJu Smith-Schuster	--	--	David DeCastro	Maurkice Pouncey	--	--	Matt Feller/ Alejandro Villanueva	Eric Ebron	--	Ben Roethlisberger	James Conner
11/1	at Baltimore	<u>Diontae Johnson</u> / JuJu Smith-Schuster	Alejandro Villanueva	Matt Feller	--	Maurkice Pouncey	David DeCastro	Chukwuma Okorafor	--	Eric Ebron/ Vance McDonald	--	Ben Roethlisberger	James Conner
11/8	at Dallas	<u>Diontae Johnson</u> / JuJu Smith-Schuster/ James Washington	--	--	David DeCastro	Maurkice Pouncey	--	--	Matt Feller/ Alejandro Villanueva	Vance McDonald	--	Ben Roethlisberger	James Conner
11/15	Cincinnati	<u>Diontae Johnson</u> / JuJu Smith-Schuster/ James Washington	--	--	David DeCastro	Maurkice Pouncey	--	--	Matt Feller/ Alejandro Villanueva	Eric Ebron	--	Ben Roethlisberger	James Conner
11/22	at Jacksonville	<u>Diontae Johnson</u> / JuJu Smith-Schuster	--	--	David DeCastro	Maurkice Pouncey	--	--	Matt Feller/ Alejandro Villanueva	Eric Ebron/ Zach Gentry	--	Ben Roethlisberger	James Conner
12/2	Baltimore	<u>Diontae Johnson</u> / JuJu Smith-Schuster/ Ray-Ray McCloud	Alejandro Villanueva	Matt Feller	--	J.C. Hassenaue	David DeCastro	Chukwuma Okorafor	--	Vance McDonald	--	Ben Roethlisberger	Benny Snell Jr.
12/7	Washington	<u>Chase Claypool</u> / James Washington	--	--	David DeCastro	J.C. Hassenaue	--	--	Matt Feller/ Alejandro Villanueva	Eric Ebron/ Vance McDonald	--	Ben Roethlisberger	Benny Snell Jr.
12/13	at Buffalo	<u>Diontae Johnson</u> / JuJu Smith-Schuster	--	--	David DeCastro	Maurkice Pouncey	--	--	Matt Feller/ Alejandro Villanueva	Vance McDonald	--	Ben Roethlisberger	James Conner
12/21	at Cincinnati	<u>Diontae Johnson</u> / JuJu Smith-Schuster/ James Washington	--	--	David DeCastro	J.C. Hassenaue/ Maurkice Pouncey	--	--	Alejandro Villanueva	Vance McDonald	--	Ben Roethlisberger	Benny Snell Jr.
12/27	Indianapolis	<u>Chase Claypool</u> / Diontae Johnson/ JuJu Smith-Schuster	--	--	David DeCastro	Maurkice Pouncey	--	--	Alejandro Villanueva	Vance McDonald	--	Ben Roethlisberger	Jaylen Samuels
1/3	at Cleveland	<u>Chase Claypool</u> / James Washington	--	--	David DeCastro	J.C. Hassenaue	--	--	Alejandro Villanueva	Vance McDonald/ Kevin Rader	--	Mason Rudolph	James Conner

2020 REGULAR SEASON							
DEFENSE							
DATE	OPPONENT	DE	DT	LB	CB	S	
9/14	at N.Y. Giants	Tyson Alualu/ Stephon Tuitt	Cameron Heyward	<u>Devin Bush</u> / T.J. Watt/ Vince Williams	Joe Haden/ Steven Nelson	Terrell Edmunds/ Minkah Fitzpatrick	
9/20	Denver	Stephon Tuitt	Cameron Heyward	<u>Devin Bush</u> / T.J. Watt/ Vince Williams	Joe Haden/ Mike Hilton/ Steven Nelson	Terrell Edmunds/ Minkah Fitzpatrick	
9/27	Houston	Stephon Tuitt	Cameron Heyward	<u>Devin Bush</u> / T.J. Watt/ Vince Williams	Joe Haden/ Mike Hilton/ Steven Nelson	Terrell Edmunds/ Minkah Fitzpatrick	
10/11	Philadelphia	Tyson Alualu/ Stephon Tuitt	Cameron Heyward	<u>Devin Bush</u> / T.J. Watt/ Vince Williams	Joe Haden/ Mike Hilton/ Steven Nelson	Minkah Fitzpatrick	
10/18	Cleveland	Tyson Alualu/ Stephon Tuitt	Cameron Heyward	<u>Devin Bush</u> / T.J. Watt/ Vince Williams	Joe Haden/ Steven Nelson	Terrell Edmunds/ Minkah Fitzpatrick	
10/25	at Tennessee	Stephon Tuitt/ Tyson Alualu	Cameron Heyward	Robert Spillane/ Bud Dupree/ T.J. Watt/ Vince Williams	Steven Nelson/ Joe Haden	Terrell Edmunds/ Minkah Fitzpatrick	
11/1	at Baltimore	Tyson Alualu/ Stephon Tuitt	Cameron Heyward	Bud Dupree/ Robert Spillane/ T.J. Watt/ Vince Williams	Joe Haden/ Steven Nelson	Terrell Edmunds/ Minkah Fitzpatrick	
11/8	at Dallas	Isaiah Bugbs/ Stephon Tuitt	Cameron Heyward	Bud Dupree/ Robert Spillane/ T.J. Watt/ Vince Williams	Joe Haden/ Steven Nelson/ Cameron Sutton	Minkah Fitzpatrick	
11/15	Cincinnati	Stephon Tuitt	Cameron Heyward	Bud Dupree/ Robert Spillane/ T.J. Watt/ Vince Williams	Joe Haden/ Steven Nelson/ Cameron Sutton	Terrell Edmunds/ Minkah Fitzpatrick	
11/22	at Jacksonville	Tyson Alualu/ Stephon Tuitt	Cameron Heyward	Bud Dupree/ Robert Spillane/ T.J. Watt/ Vince Williams	Joe Haden/ Steven Nelson	Terrell Edmunds/ Minkah Fitzpatrick	
12/2	Baltimore	Tyson Alualu	Cameron Heyward	Bud Dupree/ Robert Spillane/ T.J. Watt/ Vince Williams	Joe Haden/ Mike Hilton/ Steven Nelson	Terrell Edmunds/ Minkah Fitzpatrick	
12/7	Washington	Stephon Tuitt	Cameron Heyward	<u>Alex Highsmith</u> / Robert Spillane/ T.J. Watt/ Vince Williams	Joe Haden/ Mike Hilton/ Cameron Sutton	Terrell Edmunds/ Minkah Fitzpatrick	
12/13	at Buffalo	Stephon Tuitt	Cameron Heyward	Marcus Allen/ <u>Alex Highsmith</u> / T.J. Watt/ Avery Williamson	Mike Hilton/ Steven Nelson/ Cameron Sutton	Terrell Edmunds/ Minkah Fitzpatrick	
12/21	at Cincinnati	Tyson Alualu/ Stephon Tuitt	Cameron Heyward	Marcus Allen/ <u>Alex Highsmith</u> / T.J. Watt/ Avery Williamson	Joe Haden/ Steven Nelson	Terrell Edmunds/ Minkah Fitzpatrick	
12/27	Indianapolis	Tyson Alualu/ Stephon Tuitt	Cameron Heyward	<u>Alex Highsmith</u> / T.J. Watt/ Avery Williamson/ Vince Williams	Joe Haden/ Steven Nelson/ Cameron Sutton	Minkah Fitzpatrick	
1/3	at Cleveland	Tyson Alualu/ Stephon Tuitt	--	Olasunkanmi Adeniyi/ <u>Alex Highsmith</u> / Vince Williams/ Avery Williamson	Steven Nelson/ Cameron Sutton	Sean Davis/ Minkah Fitzpatrick	

Rookies underlined.

2020 REGULAR SEASON PITTSBURGH STEELERS PLAYER PARTICIPATION																					
	@ NYG	DEN	HOU	PHI	CLE	@ TEN	@ BAL	@ DAL	CIN	@ JAX	BAL	WAS	@ BUF	@ CIN	IND	@ CLE					
PLAYERS	9/14	9/20	9/27	10/11	10/18	10/25	11/1	11/8	11/15	11/22	12/2	12/7	12/13	12/21	12/27	1/3	GP	GS	DNP	IN	
Olasunkanmi Adeniyi	P	P	P	P	P	P	P	P	P	P	P	P	P	P	SI	L0LB	15/32	1/1	0	1	
Marcus Allen	P	P	P	SI	P	P	P	P	P	P	P	P	P	L1LB	L1LB	P	14/17	2/2	0	2	
Tyson Alualu	DE	P	P	DE	NT	NT	NT	SI	P	NT	NT	P	P	NT	NT	NT	15/172	10/109	0	1	
Zach Banner	OT	Active	IR	IR	IR	IR	IR	IR	IR	IR	IR	IR	IR	IR	IR	IR	1/23	1/2	0	0	
John Battle	^	^	PS	PS	PS	PS	PS	PS	PS	PS	PS	PS	PS	PS	PS	PS	0/0	0/0	0	0	
Jordan Berry	NOT	NOT	NOT	^	^	P	P	P	P	P	P	P	P	P	P	P	11/91	0/0	0	0	
Chris Boswell	P	P	P	P	P	P	P	P	P	P	P	SI	P	P	SI	SI	13/87	0/0	0	3	
Antoine Brooks Jr.	Active	^	PS	PS	PS	PS	X	P	P	PS	SI	P	X	SI	X	P	4/4	0/0	3	2	
Isaiah Buggs	P	P	P	P	P	SI	P	NT	SI	SI	P	P	SI	SI	SI	P	10/19	1/1	0	6	
Devin Bush	LB	L1LB	L1LB	LB	L1LB	Active	Active	Active	Active	Active	Active	Active	Active	Active	Active	Active	5/21	5/20	0	0	
Deon Cain	Active	Active	PS	PS	P	PS	PS	PS	PS	PS	PS	PS	PS	PS	PS	P	2/15	0/6	0	0	
Kameron Canaday	P	P	P	P	P	P	P	P	P	P	P	P	P	P	P	P	16/67	0/0	0	0	
Chase Claypool	P	P	P	WR	P	WR	P	P	P	P	P	WR	WR	P	WR	WR	16/16	6/6	0	0	
James Conner	RB	RB	RB	P	RB	RB	RB	RB	RB	RB	R/C19	R/C19	RB	SI	P	RB	13/50	11/33	0	1	
Anthony Coyle	Active	^	PS	PS	PS	PS	PS	PS	PS	PS	X	X	PS	PS	PS	X	0/0	0/0	3	0	
Jordan Dangerfield	P	P	P	P	P	P	SI	P	P	P	P	P	P	P	P	P	15/61	0/3	0	1	
Carlos Davis	SI	SI	SI	SI	SI	SI	SI	P	P	P	P	SI	X	P	P	P	7/7	0/0	1	8	
Sean Davis	P	P	P	P	P	P	P	P	P	P	P	P	P	P	P	SS	16/64	1/42	0	0	
David DeCastro	SI	SI	RG	G	SI	RG	RG	RG	RG	RG	RG	RG	RG	RG	RG	RG	13/125	13/124	0	3	
Joshua Dobbs	SI	SI	SI	SI	SI	SI	SI	SI	SI	SI	SI	SI	SI	SI	SI	SI	1/6	0/0	0	15	
Kevin Dotson	P	RG	P	P	RG	P	P	P	Active	Active	P	P	P	P	SI	OL	LG	13/13	4/4	0	1
Bud Dupree	LB	ROLB	ROLB	LB	ROLB	ROLB	ROLB	ROLB	ROLB	ROLB	ROLB	Active	Active	Active	Active	Active	11/81	11/66	0	0	
Eric Ebron	P	TE	TE	TE	TE	TE	TE	P	TE	TE	P	TE	P	P	P	Active	15/98	9/56	0	0	
Terrell Edmunds	S	SS	SS	P	SS	SS	SS	P	SS	SS	SS	SS	SS	SS	SS	P	SI	15/47	12/43	0	1
Trey Edmunds	Active	Active	PS	P	PS	P	P	PS	P	SI	PS	PS	PS	PS	PS	PS	4/35	0/0	0	1	
Jayrone Elliott	NOT	NOT	PS	PS	PS	P	P	P	SI	SI	SI	P	P	P	P	P	8/52	0/0	0	3	
Matt Feiler	OT	LG	LG	OT	LG	LG	LG	LG	LG	LG	LG	LG	LG	LG	Active	Active	13/45	13/40	0	0	
Minkah Fitzpatrick	S	FS	FS	S	FS	FS	FS	FS	FS	FS	FS	FS	FS	FS	FS	FS	16/48	16/43	0	0	
Zach Gentry	SI	SI	SI	SI	SI	SI	SI	SI	P	TE	Active	Active	Active	Active	Active	Active	2/6	1/1	0	8	
Ulysees Gilbert III	SI	SI	SI	P	SI	P	SI	Active	Active	Active	Active	P	P	P	Active	Active	4/11	0/0	0	5	
Derwin Gray	Active	P	SI	SI	P	SI	SI	SI	X	P	P	P	SI	SI	P	Active	5/5	0/0	1	7	
Joe Haden	CB	LCB	LCB	CB	LCB	LCB	LCB	LCB	LCB	LCB	LCB	LCB	LCB	SI	CB	CB	Active	14/146	14/137	0	1
J.C. Hassenauer	P	X	P	P	P	P	P	P	P	P	C	C	P	C	P	C	15/15	4/4	1	0	
Cameron Heyward	DT	DT	DT	DT	DT	DT	DT	DT	DT	DT	DT	DT	DT	DT	DT	DT	SI	15/149	15/114	0	0
Alex Highsmith	P	P	P	P	P	P	P	P	P	P	P	P	ROLB	ROLB	ROLB	ROLB	16/16	5/5	0	1	
Mike Hilton	P	CB	CB	CB	P	SI	SI	SI	SI	P	CB	CB	CB	P	P	P	12/59	6/20	0	4	
Devlin Hodges	Active	Active	PS	PS	PS	PS	PS	PS	PS	PS	PS	PS	PS	PS	PS	PS	0/8	0/6	0	0	
Danny Isidora	^	^	^	^	^	^	^	^	^	^	^	^	^	^	X	X	1/26	0/6	2	0	
Diontae Johnson	WR	WR	WR	WR	SI	WR	WR	WR	WR	WR	WR	P	WR	WR	WR	P	15/31	13/25	0	1	
Jarron Jones	Active	^	PS	PS	PS	PS	PS	PS	PS	PS	PS	PS	PS	PS	PS	PS	0/0	0/0	0	0	
Justin Layne	P	P	P	P	P	P	P	P	P	P	P	P	P	P	P	P	16/26	0/0	0	0	
Vance McDonald	TE	TE	TE	P	TE	P	TE	TE	Active	Active	TE	TE	TE	TE	TE	TE	14/101	12/77	0	0	
Anthony McFarland Jr.	SI	X	P	P	P	P	P	P	P	SI	P	P	P	P	SI	P	11/11	0/0	1	4	
Henry Mondeaux	Active	^	PS	PS	PS	P	P	P	P	P	P	P	P	P	P	P	11/11	0/0	0	0	
Steven Nelson	CB	RCB	RCB	CB	RCB	RCB	RCB	RCB	RCB	RCB	RCB	SI	RCB	RCB	RCB	RCB	15/82	15/67	0	1	
Chukwuma Okorafor	P	LT	LT	OL	LT	LT	LT	LT	LT	LT	LT	LT	LT	LT	LT	LT	16/30	15/19	0	0	
James Pierre	P	P	P	P	P	P	P	P	P	P	P	P	P	P	P	P	16/16	0/0	0	0	
Maurkice Pouncey	C	C	C	C	C	C	C	C	C	C	NOT	Active	C	C	C	C	SI	13/134	13/134	0	1
Kevin Rader	Active	^	^	PS	PS	PS	PS	PS	PS	PS	PS	SI	SI	SI	^	PS	TE	1/1	1/1	0	3
Ben Roethlisberger	QB	QB	QB	QB	QB	QB	QB	QB	QB	QB	QB	QB	QB	QB	QB	QB	SI	15/233	15/231	0	1
Mason Rudolph	X	X	X	X	P	X	X	P	P	P	X	X	X	X	X	QB	5/15	1/9	11	0	
Jaylen Samuels	P	P	P	P	P	P	P	P	P	P	SI	SI	P	P	P	RB	P	14/42	1/8	0	2
Tegray Scales	^	^	^	^	^	^	^	^	^	^	^	^	^	^	P	P	4/4	0/0	0	0	
Wendell Smallwood	Active	^	PS	PS	PS	PS	PS	PS	PS	PS	P	PS	PS	PS	PS	PS	1/53	0/12	0	0	
JuJu Smith-Schuster	WR	WR	WR	WR	WR	WR	WR	WR	WR	WR	WR	P	WR	WR	WR	P	16/58	14/46	0	0	
Benny Snell Jr.	P	P	P	P	P	P	P	P	P	P	P	RB	RB	P	RB	P	16/29	3/5	0	0	
Robert Spillane	P	P	P	P	P	R1LB	R1LB	L1LB	L1LB	L1LB	L1LB	Active	Active	Active	Active	Active	12/22	7/7	0	0	
Cameron Sutton	P	P	P	P	P	P	P	P	CB	P	P	CB	P	P	CB	P	16/52	6/8	0	0	
Stephon Tuitt	DE	DE	DE	DE	DE	DE	DE	DE	DE	DE	Active	DE	DE	DE	DE	DE	15/91	15/79	0	0	
Alejandro Villanueva	OT	LT	LT	OT	LT	LT	LT	LT	LT	LT	LT	LT	LT	LT	LT	LT	16/96	16/90	0	0	
Corliss Wailman	PS	^	PS	PS	PS	PS	PS	PS	PS	PS	PS	PS	PS	PS	PS	PS	0/0	0/0	0	0	
Brandon Walton	^	^	PS	PS	PS	PS	PS	PS	PS	PS	PS	PS	PS	PS	PS	PS	0/0	0/0	0	0	
James Washington	WR	P	P	P	WR	P	WR	WR	P	P	WR	P	WR	P	WR	P	16/45	7/23	0	0	
Derek Watt	P	P	P	SI	P	SI	X	SI	P	P	P	P	P	P	P	P	12/76	0/13	1	3	
T.J. Watt	LB	L0LB	L0LB	LB	L0LB	L0LB	L0LB	L0LB	L0LB	L0LB	L0LB	L0LB	L0LB	L0LB	L0LB	L0LB	SI	15/62	15/62	0	1
Avery Williamson	^	^	^	^	^	^	^	^	^	P	P	P	P	P	P	P	8/94	4/85	0	0	
Vince Williams	LB	R1LB	R1LB	LB	R1LB	R1LB	R1LB	R1LB	R1LB	R1LB	R1LB	R1LB	Active	Active	Active	Active	14/121	14/69	0	0	
Chris Wormley	P	P	P	P	P	P	Active	Active	Active	P	P	P	P	P	P	DE	13/52	1/16	0	0	
Matthew Wright	NOT	NOT	NOT	NOT	NOT	NOT	NOT	NOT	NOT	NOT	NOT	P	PS	P	P	P	3/3	0/0	0	0	

SCORING			
<i>(non kicker)</i>			
POINTS			
Steelers:	24 Chase Claypool vs. Philadelphia	10/11	
Opponents:	12 4 times (Last: Jonathan Taylor vs. IND)	12/27	
LONGEST TD			
Steelers:	84 Chase Claypool vs. Denver	09/20	
Opponents:	73 A.J. Brown at Tennessee	10/25	
RUSHING			
ATTEMPTS			
Steelers:	20 2 times (Last: James Conner at TEN)	10/25	
Opponents:	25 Giovani Bernard at Cincinnati	12/21	
YARDS			
Steelers:	113 Benny Snell Jr. at N.Y. Giants	09/14	
Opponents:	113 J.K. Dobbins at Baltimore	11/01	
LONGEST, NO TD			
Steelers:	59 James Conner vs. Denver	09/20	
Opponents:	39 Robert Griffin III vs. Baltimore	12/02	
TOUCHDOWNS			
Steelers:	1 9 times (Last: James Conner vs. IND)	12/27	
Opponents:	2 2 times (Last: Jonathan Taylor vs. IND)	12/27	
LONGEST TD			
Steelers:	12 James Conner vs. Houston	09/27	
Opponents:	74 Miles Sanders vs. Philadelphia	10/11	
PASSING			
ATTEMPTS			
Steelers:	53 Ben Roethlisberger vs. Washington	12/07	
Opponents:	46 Alex Smith vs. Washington	12/07	
COMPLETIONS			
Steelers:	36 Ben Roethlisberger vs. Baltimore	12/02	
Opponents:	31 Alex Smith vs. Washington	12/07	
YARDS			
Steelers:	341 Ben Roethlisberger vs. Indianapolis	12/27	
Opponents:	296 Alex Smith vs. Washington	12/07	
COMPLETIONS PCT.			
Steelers:	100 Mason Rudolph vs. Cleveland	10/18	
Opponents:	100 Jalen Hurts vs. Philadelphia	10/11	
LONGEST, NO TD			
Steelers:	47 Mason Rudolph at Cleveland	01/03	
Opponents:	54 Joe Burrow vs. Cincinnati	11/15	
PASSER RATING			
Steelers:	125. Ben Roethlisberger vs. Philadelphia	10/11	
Opponents:	121. Trace McSorley vs. Baltimore	12/02	
TOUCHDOWNS			
Steelers:	4 Ben Roethlisberger vs. Cincinnati	11/15	
Opponents:	2 7 times (Last: Josh Allen at BUF)	12/13	
LONGEST TD			
Steelers:	84 Ben Roethlisberger vs. Denver	09/20	
Opponents:	73 Ryan Tannehill at Tennessee	10/25	
INTERCEPTIONS			
Steelers:	3 Ben Roethlisberger at Tennessee	10/25	
Opponents:	4 Jake Luton at Jacksonville	11/22	
RECEIVING			
RECEPTIONS			
Steelers:	12 Diontae Johnson at Jacksonville	11/22	
Opponents:	10 3 times (Last: Stefon Diggs at BUF)	12/13	

YARDS			
Steelers:	116 Diontae Johnson vs. Cincinnati	11/15	
Opponents:	153 A.J. Brown at Tennessee	10/25	
LONGEST, NO TD			
Steelers:	47 Diontae Johnson at Cleveland	01/03	
Opponents:	54 Tee Higgins vs. Cincinnati	11/15	
TOUCHDOWNS			
Steelers:	3 Chase Claypool vs. Philadelphia	10/11	
Opponents:	2 Darius Slayton at N.Y. Giants	09/14	
LONGEST TD			
Steelers:	84 Chase Claypool vs. Denver	09/20	
Opponents:	73 A.J. Brown at Tennessee	10/25	
INTERCEPTIONS			
INTERCEPTIONS			
Steelers:	2 3 times (Last: Terrell Edmunds/Minkah Fitzpatrick at JAX)	11/22	
Opponents:	1 8 times (Last: M.J. Stewart Jr. at CLE)	01/03	
YARDS			
Steelers:	37 Minkah Fitzpatrick at Jacksonville	11/22	
Opponents:	53 Daniel Thomas at Jacksonville	11/22	
LONGEST			
Steelers:	37 Minkah Fitzpatrick at Jacksonville	11/22	
Opponents:	53 Daniel Thomas at Jacksonville	11/22	
TOUCHDOWNS			
Steelers:	1 3 times (Last: Joe Haden vs. BAL)	12/02	
Opponents:	1 Taron Johnson at Buffalo	12/13	
PUNT RETURNS			
RETURNS			
Steelers:	4 Ray-Ray McCloud vs. Cincinnati	11/15	
Opponents:	3 2 times (Last: Nyheim Hines vs. IND)	12/27	
FAIR CATCHES			
Steelers:	3 2 times (Last: Ray-Ray McCloud vs. WAS)	12/07	
Opponents:	4 Steven Sims Sr. vs. Washington	12/07	
YARDS			
Steelers:	83 Ray-Ray McCloud at Tennessee	10/25	
Opponents:	73 C.J. Goodwin at Dallas	11/08	
LONGEST			
Steelers:	57 Ray-Ray McCloud at Tennessee	10/25	
Opponents:	73 C.J. Goodwin at Dallas	11/08	
TOUCHDOWNS			
Steelers:	None		
Opponents:	None		
KICKOFF RETURNS			
RETURNS			
Steelers:	4 Ray-Ray McCloud vs. Indianapolis	12/27	
Opponents:	4 2 times (Last: D'Ernest Johnson at CLE)	01/03	
YARDS			
Steelers:	76 Ray-Ray McCloud vs. Indianapolis	12/27	
Opponents:	107 D'Ernest Johnson at Cleveland	01/03	
LONGEST			
Steelers:	49 Ray-Ray McCloud vs. Denver	09/20	
Opponents:	64 Rico Dowdle at Dallas	11/08	
TOUCHDOWNS			
Steelers:	None		
Opponents:	None		

2020 REGULAR SEASON

WEEK 1: STEELERS 26, GIANTS 16

SEPTEMBER 14, 2020

STEELERS													GIANTS												
#	RECD	LOST	POSS	OBTAINED	BEGAN	PLAYS	YDS	PEN	NET	1ST	ENDED	GIVEN UP	#	RECD	LOST	POSS	OBTAINED	BEGAN	PLAYS	YDS	PEN	NET	1ST	ENDED	GIVEN UP
1	10:34	08:34	2:00	Kickoff	PIT 25	3	0	0	0	0	PIT 25	Punt	1	15:00	11:24	3:36	Kickoff	NYG 25	7	35	-5	30	2	PIT 45	Punt
2	07:00	00:49	6:11	Punt	PIT 18	13	59	0	59	3	NYG 23	Field Goal	2	11:24	10:34	0:50	Muffed Punt	PIT 3	4	1	0	1	0	PIT 2	Field Goal
3	13:45	12:40	1:05	Kickoff	PIT 25	3	1	0	1	0	PIT 26	Punt	3	08:34	07:00	1:34	Punt	NYG 44	3	-3	0	-3	0	NYG 41	Punt
4	12:35	09:11	3:34	Interception	NYG 36	6	40	-4	36	2	NYG 10	Touchdown	4	00:49	13:45	2:04	Kickoff	NYG 25	6	63	12	75	4	PIT 41	Touchdown
5	05:10	03:24	1:46	Punt	PIT 16	3	-4	0	-4	0	PIT 12	Punt	5	12:40	12:35	0:05	Punt	NYG 35	1	0	0	0	0	NYG 35	Interception
6	01:32	00:07	1:25	Punt	PIT 22	8	78	0	78	5	NYG 13	Touchdown	6	09:11	05:10	3:51	Kickoff	NYG 25	5	43	-15	28	1	PIT 47	Punt
7	15:00	12:07	2:53	Kickoff	PIT 34	5	22	0	22	1	NYG 44	Punt	7	03:24	01:32	1:52	Punt	NYG 49	3	2	-5	-3	0	NYG 46	Punt
8	03:17	14:19	3:58	Interception	PIT 20	9	62	0	62	3	NYG 18	Field Goal	8	00:07	00:00	0:07	Kickoff	NYG 25	1	-1	0	-1	0	NYG 25	End Half
9	12:23	05:23	7:00	Punt	PIT 25	11	75	0	75	4	NYG 8	Touchdown	9	12:07	03:17	8:50	Punt	NYG 9	19	87	0	87	6	PIT 4	Interception
10	01:52	00:00	1:52	Kickoff	NYG 46	5	15	0	15	1	NYG 29	End Game	10	14:19	12:23	1:56	Kickoff	NYG 40	3	-6	0	-6	0	NYG 34	Punt
													11	05:23	01:52	3:31	Kickoff	NYG 25	13	70	5	75	7	PIT 7	Touchdown

WEEK 2: STEELERS 26, BRONCOS 21

SEPTEMBER 20, 2020

STEELERS													BRONCOS												
#	RECD	LOST	POSS	OBTAINED	BEGAN	PLAYS	YDS	PEN	NET	1ST	ENDED	GIVEN UP	#	RECD	LOST	POSS	OBTAINED	BEGAN	PLAYS	YDS	PEN	NET	1ST	ENDED	GIVEN UP
1	12:38	10:30	2:08	Punt	PIT 23	3	8	0	8	0	PIT 31	Punt	1	15:00	12:38	2:22	Kickoff	DEN 20	6	25	4	29	2	DEN 49	Punt
2	07:42	04:23	3:19	Fumble	PIT 41	9	59	0	59	5	DEN 2	Touchdown	2	10:30	07:42	2:48	Punt	DEN 33	6	34	0	34	2	PIT 25	Fumble
3	01:22	00:00	1:22	Punt	PIT 17	3	-8	0	-8	0	PIT 9	Punt	3	04:23	01:22	3:01	Kickoff	DEN 20	5	28	0	28	1	DEN 48	Punt
4	12:07	09:19	2:48	Kickoff	PIT 22	8	42	-10	32	3	DEN 46	Punt	4	15:00	12:07	2:53	Punt	PIT 36	5	10	-5	5	1	PIT 31	Field Goal
5	06:34	06:23	0:11	Punt	PIT 16	1	84	0	84	1	PIT 16	Touchdown	5	09:19	06:34	2:45	Punt	DEN 11	6	15	0	15	1	DEN 26	Punt
6	04:41	02:09	2:32	Missed FG	PIT 48	3	13	-15	-2	0	PIT 46	Punt	6	06:23	04:41	1:42	Kickoff	DEN 25	35	0	35	1	PIT 40	Missed FG	
7	01:58	00:39	1:19	Interception	DEN 11	4	8	0	8	0	DEN 3	Field Goal	7	02:09	01:58	0:11	Punt	DEN 20	1	0	0	0	0	DEN 20	Interception
8	00:07	00:00	0:07	Punt	PIT 35	1	-1	0	-1	0	PIT 35	End Half	8	00:39	00:07	0:32	Kickoff	DEN 25	4	7	0	7	1	DEN 32	Punt
9	15:00	11:50	3:10	Kickoff	PIT 47	5	5	0	5	1	DEN 48	Interception	9	11:50	08:00	3:50	Interception	PIT 41	10	27	4	31	3	PIT 10	Field Goal
10	08:00	03:54	4:06	Kickoff	PIT 25	9	35	5	40	3	DEN 35	Downs	10	03:54	01:07	2:47	Downs	DEN 35	6	45	20	65	4	PIT 20	Touchdown
11	01:07	11:26	4:41	Kickoff	PIT 25	9	75	0	75	4	DEN 28	Touchdown	11	11:26	10:01	1:25	Kickoff	DEN 13	4	-13	0	-13	0	DEN 12	Safety
12	10:01	09:41	0:20	Kickoff	DEN 48	1	0	0	0	0	DEN 48	Fumble	12	09:41	07:43	1:58	Fumble	DEN 46	6	55	-1	54	3	PIT 16	Touchdown
13	07:43	06:08	1:35	Kickoff	PIT 25	4	15	0	15	1	PIT 40	Punt	13	06:08	01:51	4:17	Punt	DEN 18	11	39	17	56	4	PIT 15	Downs
14	01:51	00:00	1:51	Downs	PIT 26	5	67	0	67	1	DEN 6	End Game													

WEEK 3: STEELERS 28, TEXANS 21

SEPTEMBER 27, 2020

STEELERS													TEXANS												
#	RECD	LOST	POSS	OBTAINED	BEGAN	PLAYS	YDS	PEN	NET	1ST	ENDED	GIVEN UP	#	RECD	LOST	POSS	OBTAINED	BEGAN	PLAYS	YDS	PEN	NET	1ST	ENDED	GIVEN UP
1	14:06	08:55	5:11	Punt	PIT 22	11	53	10	63	4	HOU 15	Field Goal	1	15:00	14:06	0:54	Kickoff	HOU 25	3	5	0	5	0	HOU 30	Punt
2	06:01	03:48	2:13	Kickoff	PIT 23	3	-5	0	-5	0	PIT 18	Punt	2	08:55	06:01	2:54	Kickoff	HOU 26	7	74	0	74	3	PIT 28	Touchdown
3	01:31	00:30	1:01	Punt	PIT 5	3	3	0	3	0	PIT 8	Punt	3	03:48	01:31	2:17	Punt	HOU 42	3	-1	0	-1	0	HOU 41	Punt
4	11:32	05:05	6:27	Kickoff	PIT 25	12	84	-9	75	6	HOU 10	Touchdown	4	00:30	11:32	3:58	Punt	HOU 46	9	54	0	54	4	PIT 2	Touchdown
5	02:38	01:14	1:24	Punt	PIT 37	7	63	0	63	4	HOU 26	Touchdown	5	05:05	02:38	2:27	Kickoff	HOU 16	3	2	0	2	0	HOU 18	Punt
6	00:24	00:00	0:24	Kickoff	PIT 25	1	-1	0	-1	0	PIT 25	End Half	6	01:14	00:24	0:50	Kickoff	HOU 25	5	75	0	75	4	PIT 14	Touchdown
7	15:00	09:54	5:06	Kickoff	PIT 30	12	38	24	62	3	HOU 8	Field Goal	7	09:54	07:38	2:16	Kickoff	HOU 26	3	6	0	6	0	HOU 32	Punt
8	07:38	05:24	2:14	Punt	PIT 37	3	9	0	9	0	PIT 46	Punt	8	05:24	03:00	2:24	Punt	HOU 20	3	-2	-5	-7	0	HOU 13	Punt
9	03:00	01:59	1:01	Punt	PIT 43	3	2	0	2	0	PIT 45	Punt	9	01:59	13:27	3:32	Punt	HOU 15	8	42	0	42	2	PIT 43	Interception
10	13:27	06:24	7:03	Interception	PIT 21	12	79	0	79	5	HOU 12	Touchdown	10	06:24	04:47	1:37	Kickoff	HOU 25	3	5	-5	0	0	HOU 25	Punt
11	04:47	00:00	4:47	Punt	PIT 31	11	62	0	62	3	HOU 6	End Game													

WEEK 5: STEELERS 38, EAGLES 29

OCTOBER 11, 2020

STEELERS													EAGLES												
#	RECD	LOST	POSS	OBTAINED	BEGAN	PLAYS	YDS	PEN	NET	1ST	ENDED	GIVEN UP	#	RECD	LOST	POSS	OBTAINED	BEGAN	PLAYS	YDS	PEN	NET	1ST	ENDED	GIVEN UP
1	13:03	08:57	4:06	Punt	PIT 46	6	1	0	1	1	PIT 47	Punt	1	15:00	13:03	1:57	Kickoff	PHI 17	3	-8	0	-8	0	PHI 9	Punt
2	08:11	01:04	7:07	Punt	PIT 38	14	49	13	62	6	PHI 2	Touchdown	2	08:57	08:11	0:46	Punt	PHI 14	3	5	0	5	0	PHI 19	Punt
3	00:07	11:49	3:18	Kickoff	PIT 25	7	75	0	75	3	PHI 32	Touchdown	3	01:04	00:07	0:57	Kickoff	PHI 25	3	75	0	75	1	PHI 26	Touchdown
4	06:17	01:57	4:20	Kickoff	PIT 25	8	37	15	52	3	PHI 23	Field Goal	4	11:49	06:17	5:32	Kickoff	PHI 24	10	61	15	76	6	PIT 1	Touchdown
5	15:00	13:01	1:59	Kickoff	PIT 25	6	75	0	75	3	PHI 5	Touchdown	5	01:57	00:00	1:57	Kickoff	PHI 25	9	63	0	63	3	PIT 49	End Half
6	12:44	10:32	2:12	Interception	PHI 23	4	12	11	23	3	PHI 1	Touchdown	6	13:01	12:44	0:17	Kickoff	PHI 15	2	0	0	0	0	PHI 15	Interception
7	05:58	01:54	4:04	Kickoff	PIT 18	6	19	0	19	1	PIT 37	Punt	7	10:32	05:58	4:34	Kickoff	PHI 25	7	49	26	75	4	PIT 8	Touchdown
8	11:27	06:19	5:08	Kickoff	PIT 24	8	52	-15	37	2	PIT 49	Fumble	8	01:54	11:27	5:27	Punt	PHI 20	10	85	-5	80	5	PIT 4	Touchdown
9	03:18	02:59	0:19	Missed FG	PIT 47	4	38	15	53	2	PIT 35	Touchdown	9	06:19	03:18	3:01	Fumble	PHI 45	7	16	0	16	1	PIT 39	Missed FG
10	02:10	00:00	2:10	Interception	PIT 25	5	9	0	9	1	PIT 35	End Game	10	02:59	02:10	0:49	Kickoff	PHI 25	4	-10	0	-10	0	PHI 15	Interception

WEEK 6: STEELERS 38, BROWNS 7

OCTOBER 18, 2020

STEELERS												BROWNS													
#	RECD	LOST	POSS	OBTAINED	BEGAN	PLAYS	YDS	PEN	NET	1ST ENDED	GIVEN UP	#	RECD	LOST	POSS	OBTAINED	BEGAN	PLAYS	YDS	PEN	NET	1ST ENDED	GIVEN UP		
1	15:00	10:35	4:25	Kickoff	PIT 25	11	58	0	58	3	CLE 17	Field Goal	1	10:35	08:58	1:37	Kickoff	CLE 21	3	7	0	7	0	CLE 28	Interception
2	07:14	05:30	1:44	Punt	PIT 35	3	-11	0	-11	0	PIT 24	Punt	2	08:58	07:14	1:44	Kickoff	CLE 25	3	1	0	1	0	CLE 26	Punt
3	02:37	01:04	1:33	Punt	PIT 14	3	5	0	5	0	PIT 19	Punt	3	05:30	02:37	2:53	Punt	CLE 36	5	21	0	21	2	PIT 43	Punt
4	14:05	10:28	3:37	Punt	PIT 12	7	73	15	88	5	CLE 3	Touchdown	4	01:04	14:05	1:59	Punt	CLE 46	5	17	-5	12	1	PIT 42	Punt
5	07:41	05:43	1:58	Interception		4	45	5	50	2	CLE 28	Touchdown	5	10:28	07:41	2:47	Kickoff	CLE 24	4	20	-10	10	1	CLE 34	Interception
6	01:01	00:33	0:28	Kickoff	PIT 24	3	-2	0	-2	0	PIT 22	Punt	6	05:43	01:01	4:42	Kickoff	CLE 25	9	65	10	75	5	PIT 13	Touchdown
7	00:02	00:00	0:02	Punt	PIT 21	1	-1	0	-1	0	PIT 21	End Half	7	00:33	00:02	0:31	Punt	CLE 39	3	19	-10	9	0	CLE 48	Punt
8	12:48	07:41	5:07	Punt	CLE 45	8	25	-20	5	1	CLE 40	Punt	8	15:00	12:48	2:12	Kickoff	CLE 18	3	-11	-5	-16	0	CLE 2	Punt
9	05:55	00:52	5:03	Downs	CLE 28	8	28	0	28	3	CLE 3	Touchdown	9	07:41	05:55	1:46	Punt	CLE 20	4	8	0	8	0	CLE 29	Downs
10	13:43	08:08	5:35	Downs	PIT 45	9	55	0	55	4	CLE 1	Touchdown	10	00:52	13:43	2:09	Kickoff	CLE 16	7	39	0	39	2	PIT 45	Downs
11	06:07	03:17	2:50	Downs	PIT 49	3	5	-10	-5	0	PIT 44	Punt	11	08:08	06:07	2:01	Kickoff	CLE 25	5	26	0	26	1	PIT 47	Downs
12	01:44	00:00	1:44	Punt	CLE 48	3	-3	0	-3	0	CLE 49	End Game	12	03:17	01:44	1:33	Punt	CLE 12	3	8	0	8	0	CLE 20	Punt

WEEK 7: STEELERS 27, TITANS 24

OCTOBER 25, 2020

STEELERS												TITANS													
#	RECD	LOST	POSS	OBTAINED	BEGAN	PLAYS	YDS	PEN	NET	1ST ENDED	GIVEN UP	#	RECD	LOST	POSS	OBTAINED	BEGAN	PLAYS	YDS	PEN	NET	1ST ENDED	GIVEN UP		
1	15:00	05:42	9:18	Kickoff	PIT 25	16	100	-25	75	6	TEN 11	Touchdown	1	05:42	04:21	1:21	Kickoff	TEN 15	3	1	-7	-6	0	TEN 9	Punt
2	04:21	12:16	7:05	Punt	PIT 39	13	61	0	61	5	TEN 1	Touchdown	2	12:16	05:26	6:50	Kickoff	TEN 25	12	70	5	75	5	PIT 4	Touchdown
3	05:26	02:50	2:36	Kickoff	PIT 25	7	50	5	55	2	TEN 20	Field Goal	3	02:50	01:35	1:15	Kickoff	TEN 10	3	5	0	5	0	TEN 15	Punt
4	01:35	00:52	0:43	Punt	TEN 17	3	17	0	17	1	TEN 9	Touchdown	4	00:52	00:14	0:38	Kickoff	TEN 25	4	7	0	7	0	TEN 32	Downs
5	00:14	00:00	0:14	Downs	TEN 32	1	0	-5	-5	0	TEN 37	Interception	5	15:00	13:19	1:41	Kickoff	TEN 26	3	-6	0	-6	0	TEN 20	Punt
6	13:19	10:26	2:53	Punt	PIT 34	7	18	36	54	2	TEN 12	Field Goal	6	10:26	09:36	0:50	Kickoff	TEN 25	2	75	0	75	1	TEN 27	Touchdown
7	09:36	08:02	1:34	Kickoff	PIT 25	3	7	0	7	0	PIT 32	Punt	7	08:02	05:49	2:13	Punt	TEN 19	3	6	0	6	0	TEN 25	Punt
8	05:49	03:44	2:05	Punt	PIT 16	4	14	0	14	1	PIT 30	Interception	8	03:44	02:55	0:49	Interception	PIT 30	4	-3	0	-3	0	PIT 33	Field Goal
9	02:55	00:38	2:17	Kickoff	PIT 25	5	14	0	14	1	PIT 39	Punt	9	00:38	10:13	5:25	Punt	TEN 30	12	70	0	70	6	PIT 1	Touchdown
10	10:13	02:35	7:38	Kickoff	PIT 9	16	82	-10	72	5	TEN 19	Interception	10	02:35	00:14	2:21	Interception	TEN 20	12	67	-15	52	3	PIT 28	Missed FG
11	00:14	00:00	0:14	Missed FG	PIT 35	1	-1	0	-1	0	PIT 35	End Game													

WEEK 8: STEELERS 28, RAVENS 24

NOVEMBER 1, 2020

STEELERS												RAVENS													
#	RECD	LOST	POSS	OBTAINED	BEGAN	PLAYS	YDS	PEN	NET	1ST ENDED	GIVEN UP	#	RECD	LOST	POSS	OBTAINED	BEGAN	PLAYS	YDS	PEN	NET	1ST ENDED	GIVEN UP		
1	08:44	07:50	0:54	Kickoff	PIT 16	3	9	15	24	1	PIT 30	Fumble	1	15:00	14:06	0:54	Kickoff	BAL 25	3	4	0	4	0	BAL 29	Interception
2	05:23	02:15	3:08	Fumble	PIT 4	5	14	0	14	1	PIT 18	Punt	2	14:06	08:44	5:22	Kickoff	BAL 25	9	65	10	75	4	PIT 6	Touchdown
3	14:51	12:42	2:09	Punt	PIT 15	5	18	0	18	1	PIT 33	Punt	3	07:50	05:23	2:27	Fumble	PIT 44	5	35	0	35	1	PIT 8	Fumble
4	07:24	03:44	3:40	Kickoff	PIT 25	7	23	10	33	2	BAL 42	Punt	4	02:15	14:51	2:24	Punt	BAL 48	5	6	0	6	1	PIT 46	Punt
5	15:00	14:09	0:51	Kickoff	PIT 25	4	24	0	24	1	PIT 49	Punt	5	12:42	07:24	5:18	Punt	BAL 20	9	80	0	80	5	PIT 1	Touchdown
6	14:04	13:21	0:43	Interception	BAL 21	2	21	0	21	1	BAL 18	Touchdown	6	03:44	00:00	3:44	Punt	BAL 8	15	64	-5	59	5	PIT 33	Field Goal
7	11:48	05:38	6:10	Punt	PIT 23	10	57	20	77	6	BAL 1	Touchdown	7	14:09	14:04	0:05	Punt	BAL 17	1	0	0	0	0	BAL 17	Interception
8	02:25	00:54	1:31	Punt	PIT 11	3	1	0	1	0	PIT 12	Punt	8	13:21	11:48	1:33	Kickoff	BAL 27	3	6	0	6	0	BAL 33	Punt
9	11:56	07:29	4:27	Kickoff	PIT 20	8	45	35	80	6	BAL 8	Touchdown	9	05:38	02:25	3:13	Kickoff	BAL 25	6	25	0	25	1	BAL 48	Punt
10	01:57	00:52	1:05	Fumble	PIT 6	3	9	0	9	0	PIT 15	Punt	10	00:54	11:56	3:58	Punt	BAL 47	8	63	-10	53	3	PIT 3	Touchdown
													11	07:29	01:57	5:32	Kickoff	BAL 25	10	69	0	69	4	PIT 8	Fumble
													12	00:52	00:00	0:52	Punt	BAL 37	6	40	0	40	1	PIT 23	End Game

WEEK 9: STEELERS 24, COWBOYS 19

NOVEMBER 8, 2020

★ STEELERS												★ COWBOYS													
#	RECD	LOST	POSS	OBTAINED	BEGAN	PLAYS	YDS	PEN	NET	1ST ENDED	GIVEN UP	#	RECD	LOST	POSS	OBTAINED	BEGAN	PLAYS	YDS	PEN	NET	1ST ENDED	GIVEN UP		
1	15:00	10:42	4:18	Kickoff	PIT 26	9	25	0	25	2	DAL 49	Punt	1	10:42	03:55	6:47	Punt	DAL 15	12	65	0	65	3	PIT 20	Field Goal
2	03:55	01:44	2:11	Kickoff	PIT 25	3	0	0	0	0	PIT 25	Punt	2	01:44	14:51	1:53	Punt	DAL 21	3	9	0	9	0	DAL 30	Punt
3	14:51	11:26	3:25	Punt	PIT 30	7	35	0	35	2	DAL 35	Downs	3	11:26	07:45	3:41	Downs	DAL 35	8	65	0	65	4	PIT 20	Touchdown
4	07:45	06:01	1:44	Kickoff	PIT 25	3	7	0	7	0	PIT 32	Punt	4	06:01	03:46	2:15	Punt	PIT 31	4	5	0	5	0	PIT 26	Field Goal
5	03:46	01:00	2:36	Kickoff	PIT 25	9	75	0	75	5	DAL 17	Touchdown	5	01:10	00:52	0:18	Kickoff	DAL 25	1	14	-5	9	0	DAL 20	Fumble
6	00:52	00:00	0:52	Fumble	DAL 39	4	3	-5	-2	0	DAL 41	Field Goal	6	15:00	10:17	4:43	Kickoff	DAL 23	11	50	0	50	3	PIT 27	Field Goal
7	10:17	08:39	1:38	Kickoff	PIT 25	3	6	0	6	0	PIT 31	Punt	7	08:39	02:13	6:26	Punt	DAL 25	12	53	0	53	3	PIT 22	Field Goal
8	02:13	14:51	2:22	Kickoff	PIT 25	6	80	-5	75	3	DAL 31	Touchdown	8	14:51	11:45	3:06	Kickoff	PIT 36	6	31	0	31	2	PIT 5	Interception
9	11:45	07:11	4:34	Interception	PIT 1	11	55	20	75	5	DAL 24	Field Goal	9	07:11	04:11	3:00	Kickoff	DAL 25	6	15	0	15	1	DAL 40	Punt
10	04:11	02:14	1:57	Punt	PIT 21	6	64	15	79	3	DAL 8	Touchdown	10	02:14	01:37	0:37	Kickoff	DAL 25	5	-1	0	-1	1	DAL 41	Downs
11	01:37	00:38	0:59	Downs	DAL 24	4	5	0	5	0	DAL 15	Downs	11	00:38	00:00	0:38	Downs	DAL 19	7	58	0	58	2	PIT 23	End Game

WEEK 10: STEELERS 36, BENGALS 10

NOVEMBER 15, 2020

STEELERS													BENGALS												
#	RECD	LOST	POSS	OBTAINED	BEGAN	PLAYS	YDS	PEN	NET	1ST ENDED	GIVEN UP		#	RECD	LOST	POSS	OBTAINED	BEGAN	PLAYS	YDS	PEN	NET	1ST ENDED	GIVEN UP	
1	15:00	13:24	1:36	Kickoff	PIT 15	5	18	0	18	1	PIT 33	Punt	1	11:23	10:18	1:05	Kickoff	CIN 25	3	8	-10	-2	0	CIN 23	Punt
2	13:24	11:23	2:01	Fumble	CIN 32	4	9	0	9	0	CIN 23	Field Goal	2	08:18	07:15	1:03	Punt	CIN 12	3	3	0	3	0	CIN 15	Punt
3	10:18	08:18	2:00	Punt	PIT 34	3	11	-10	1	0	PIT 35	Punt	3	04:50	02:52	1:58	Kickoff	CIN 21	3	2	0	2	0	CIN 23	Punt
4	07:15	04:50	2:25	Punt	CIN 46	6	34	0	34	2	CIN 12	Field Goal	4	01:51	00:09	1:42	Kickoff	CIN 19	3	30	5	35	1	CIN 45	Fumble
5	02:52	01:51	1:01	Punt	PIT 26	3	74	0	74	3	CIN 12	Touchdown	5	13:58	10:37	3:21	Punt	CIN 10	8	90	0	90	4	PIT 2	Touchdown
6	00:09	13:58	1:11	Fumble	PIT 45	3	8	0	8	0	CIN 47	Punt	6	07:23	04:08	3:15	Kickoff	CIN 25	5	19	-10	9	1	CIN 34	Punt
7	10:37	07:23	3:14	Kickoff	PIT 22	7	48	30	78	5	CIN 8	Touchdown	7	01:48	00:00	1:48	Kickoff	CIN 22	8	51	0	51	3	PIT 46	Downs
8	04:08	01:48	2:20	Punt	PIT 16	8	57	0	57	3	CIN 27	Field Goal	8	15:00	13:23	1:37	Kickoff	CIN 25	4	14	0	14	1	CIN 39	Punt
9	13:23	10:56	2:27	Punt	PIT 24	3	8	-5	3	0	PIT 27	Punt	9	10:56	08:34	2:22	Punt	CIN 15	5	18	0	18	1	CIN 33	Punt
10	08:34	04:22	4:12	Punt	PIT 33	12	67	0	67	5	CIN 11	Touchdown	10	04:22	03:57	0:25	Kickoff	CIN 25	3	0	0	0	0	CIN 25	Punt
11	03:57	02:11	1:46	Punt	PIT 25	4	7	10	17	1	PIT 42	Punt	11	02:11	00:46	1:25	Punt	CIN 20	3	6	0	6	0	CIN 26	Punt
12	00:46	14:42	1:04	Punt	PIT 26	3	9	0	9	0	PIT 35	Punt	12	14:42	13:12	1:30	Punt	CIN 3	3	5	0	5	0	CIN 8	Punt
13	13:12	10:31	2:41	Punt	CIN 15	5	15	0	15	2	CIN 5	Touchdown	13	10:31	05:05	5:26	Kickoff	CIN 25	10	56	0	56	3	PIT 19	Field Goal
14	05:05	02:35	2:30	Kickoff	PIT 24	3	12	-10	2	0	PIT 26	Punt	14	02:35	00:00	2:35	Punt	CIN 45	5	22	0	22	2	PIT 34	End Game

WEEK 11: STEELERS 27, JAGUARS 3

NOVEMBER 22, 2020

STEELERS													JAGUARS												
#	RECD	LOST	POSS	OBTAINED	BEGAN	PLAYS	YDS	PEN	NET	1ST ENDED	GIVEN UP		#	RECD	LOST	POSS	OBTAINED	BEGAN	PLAYS	YDS	PEN	NET	1ST ENDED	GIVEN UP	
1	15:07	08:47	2:10	Kickoff	JAX 46	6	19	0	19	1	JAX 27	Missed FG	1	15:00	10:57	4:03	Kickoff	JAX 25	9	52	0	52	3	PIT 23	Field Goal
2	06:24	01:02	5:22	Punt	PIT 5	9	53	0	53	3	JAX 42	Punt	2	08:47	06:24	2:23	Missed FG	JAX 36	6	11	0	11	1	JAX 47	Punt
3	15:00	10:45	4:15	Punt	PIT 24	9	50	0	50	3	JAX 26	Field Goal	3	01:02	00:00	1:02	Punt	JAX 9	3	5	0	5	0	JAX 14	Punt
4	09:49	07:00	2:49	Punt	PIT 29	6	56	15	71	3	JAX 31	Touchdown	4	10:45	09:49	0:56	Kickoff	JAX 25	3	1	0	1	0	JAX 26	Punt
5	02:57	00:44	2:13	Interception	PIT 39	7	61	0	61	4	JAX 1	Touchdown	5	07:00	02:57	4:03	Kickoff	JAX 25	7	49	15	64	4	PIT 11	Interception
6	00:29	00:00	0:29	Interception	PIT 29	4	18	29	47	2	JAX 24	Interception	6	00:44	00:29	0:15	Kickoff	JAX 25	2	19	0	19	1	JAX 44	Interception
7	15:00	13:21	1:39	Kickoff	PIT 25	3	-1	0	-1	0	PIT 24	Punt	7	13:21	09:31	3:50	Punt	JAX 31	7	19	-5	14	2	JAX 45	Punt
8	09:31	06:30	3:01	Punt	PIT 20	6	20	0	20	1	PIT 40	Punt	8	06:30	04:59	1:31	Punt	JAX 20	3	9	-5	4	0	JAX 24	Punt
9	04:59	00:37	4:22	Punt	PIT 29	7	28	-5	23	1	JAX 48	Punt	9	00:37	14:11	1:26	Punt	JAX 20	4	-1	7	6	1	JAX 26	Punt
10	14:11	10:21	3:50	Punt	PIT 26	9	29	16	45	2	JAX 29	Field Goal	10	10:21	08:32	1:49	Kickoff	JAX 25	5	24	-10	14	1	JAX 39	Interception
11	08:32	06:40	1:52	Interception		4	35	15	50	3	JAX 20	Touchdown	11	06:40	05:57	0:43	Kickoff	JAX 25	4	10	0	10	1	JAX 35	Interception
12	05:57	03:30	2:27	Interception	PIT 41	3	9	-5	4	0	PIT 45	Punt	12	03:30	02:00	1:30	Punt	JAX 15	4	8	0	8	0	JAX 20	Downs
13	02:00	00:00	2:00	Downs	JAX 23	3	-4	0	-4	0	JAX 26	End Game													

WEEK 12: STEELERS 19, RAVENS 14

DECEMBER 2, 2020

STEELERS													RAVENS												
#	RECD	LOST	POSS	OBTAINED	BEGAN	PLAYS	YDS	PEN	NET	1ST ENDED	GIVEN UP		#	RECD	LOST	POSS	OBTAINED	BEGAN	PLAYS	YDS	PEN	NET	1ST ENDED	GIVEN UP	
1	12:42	11:44	0:58	Punt	PIT 18	3	5	0	5	0	PIT 23	Punt	1	15:00	12:42	2:18	Kickoff	BAL 35	3	5	0	5	0	BAL 40	Punt
2	11:40	08:22	3:18	Fumble	BAL 22	6	21	0	21	1	BAL 1	Interception	2	11:44	11:40	0:04	Punt	BAL 25	1	-3	0	-3	0	BAL 25	Fumble
3	02:07	11:50	5:17	Kickoff	PIT 20	12	73	0	73	4	BAL 7	Field Goal	3	08:22	06:57	1:25	Interception	BAL 6	3	6	0	6	0	BAL 12	Interception
4	09:41	04:27	5:14	Punt	PIT 26	13	65	0	65	4	BAL 9	Field Goal	4	06:57	04:31	2:26	Kickoff	BAL 33	3	-10	-7	0	0	BAL 26	Punt
5	15:00	13:26	1:34	Kickoff	PIT 19	4	8	36	44	1	BAL 37	Downs	5	04:31	02:07	2:24	Fumble	PIT 16	4	21	-5	16	2	PIT 1	Touchdown
6	09:03	05:27	3:36	Punt	PIT 4	5	19	0	19	1	PIT 23	Punt	6	11:50	09:41	2:09	Kickoff	BAL 25	3	3	0	3	0	BAL 28	Punt
7	03:12	13:20	4:52	Punt	PIT 39	12	61	0	61	6	BAL 1	Touchdown	7	04:27	00:00	4:27	Kickoff	BAL 25	11	69	5	74	3	PIT 1	End Half
8	11:30	07:21	4:09	Punt	PIT 21	7	35	0	35	2	BAL 44	Punt	8	13:26	09:03	4:23	Downs	BAL 37	6	19	5	24	2	PIT 39	Punt
9	05:13	03:30	1:43	Punt	PIT 30	3	5	0	5	0	PIT 35	Punt	9	05:27	03:12	2:15	Punt	BAL 20	3	-5	0	-5	0	BAL 15	Punt
10	02:58	00:00	2:58	Kickoff	PIT 13	8	42	0	42	3	BAL 44	End Game	10	13:20	11:30	1:50	Kickoff	BAL 25	3	8	0	8	0	BAL 33	Punt
													11	07:21	05:13	2:08	Punt	BAL 14	7	14	0	14	1	BAL 28	Punt
													12	03:30	02:58	0:32	Punt	BAL 16	2	79	5	84	2	BAL 30	Touchdown

WEEK 13: STEELERS 17, WASHINGTON 23

DECEMBER 7, 2020

STEELERS													WASHINGTON												
#	RECD	LOST	POSS	OBTAINED	BEGAN	PLAYS	YDS	PEN	NET	1ST ENDED	GIVEN UP		#	RECD	LOST	POSS	OBTAINED	BEGAN	PLAYS	YDS	PEN	NET	1ST ENDED	GIVEN UP	
1	15:00	13:25	1:35	Kickoff	PIT 25	3	9	0	9	0	PIT 34	Punt	1	13:25	11:51	1:34	Punt	WAS 14	4	21	0	21	1	WAS 35	Punt
2	11:51	09:45	2:06	Punt	PIT 20	3	0	-5	-5	0	PIT 15	Punt	2	09:45	05:27	4:18	Punt	WAS 25	17	19	15	34	2	PIT 41	Punt
3	05:27	02:49	2:38	Punt	PIT 23	5	36	0	36	1	WAS 41	Punt	3	02:49	01:49	1:00	Punt	WAS 9	3	3	0	3	0	WAS 12	Punt
4	01:49	10:33	6:16	Punt	PIT 28	14	77	5	72	6	WAS 3	Touchdown	4	10:33	09:02	1:31	Kickoff	WAS 25	4	16	-10	6	0	WAS 34	Downs
5	09:02	05:35	3:27	Downs	WAS 31	8	30	0	30	2	WAS 1	Downs	5	05:35	04:03	1:32	Downs	WAS 1	3	6	0	6	0	WAS 7	Punt
6	04:03	03:54	0:09	Punt	PIT 1	1	50	0	50	1		Touchdown	6	03:54	01:49	2:05	Kickoff	WAS 33	5	21	0	21	1	PIT 46	Punt
7	01:49	00:50	0:59	Punt	PIT 10	3	9	0	9	0	PIT 19	Punt	7	00:50	00:01	0:49	Punt	WAS 41	6	28	0	28	2	PIT 31	Field Goal
8	00:01	00:00	0:01	Kickoff		0	0	0	0	0		End Half	8	15:00	08:16	6:44	Kickoff	WAS 18	14	95	-13	82	6	PIT 1	Touchdown
9	08:16	05:47	2:29	Kickoff	PIT 25	5	-2	5	3	1	PIT 28	Punt	9	05:47	04:20	1:27	Punt	WAS 34	3	7	0	7	0	WAS 41	Punt
10	04:20	14:57	4:23	Punt	PIT 18	11	59	4	63	3	WAS 19	Field Goal	10	14:57	13:16	1:41	Kickoff	WAS 30	3	6	0	6	0	WAS 36	Punt
11	13:16	12:23	0:53	Punt	PIT 10	3	-2	0	-2	0	PIT 8	Punt	11	12:23	09:09	3:14	Punt	WAS 47	8	53	0	53	4	PIT 15	Touchdown
12	09:09	04:53	4:16	Kickoff	PIT 38	9	34	0	34	2	WAS 28	Downs	12	04:53	02:04	2:49	Downs	WAS 28	9	45	0	45	2	PIT 27	Field Goal
13	02:04	01:59	0:05	Kickoff	PIT 25	1	0	0	0	0	PIT 25	Interception	13	01:59	00:17	1:42	Interception	PIT 25	4	-2	0	-2	0	PIT 27	Field Goal
14	00:17	00:00	0:17	Kickoff	PIT 25	22	22	0	22	1	PIT 25	End Game													

WEEK 14: STEELERS 15, BILLS 26

DECEMBER 13, 2020

STEELERS													BILLS												
#	RECD	LOST	POSS	OBTAINED	BEGAN	PLAYS	YDS	PEN	NET	1ST	ENDED	GIVEN UP	#	RECD	LOST	POSS	OBTAINED	BEGAN	PLAYS	YDS	PEN	NET	1ST	ENDED	GIVEN UP
1	15:00	14:01	0:59	Kickoff	PIT 10	3	5	0	5	0	PIT 15	Punt	1	14:01	12:43	1:18	Punt	BUF 33	3	6	-5	1	0	BUF 34	Punt
2	12:43	10:33	2:10	Punt	PIT 14	4	15	0	15	1	PIT 29	Punt	2	10:33	09:22	1:11	Punt	BUF 31	4	15	0	15	1	BUF 46	Interception
3	09:22	07:44	1:38	Interception	PIT 27	3	6	0	6	0	PIT 33	Punt	3	07:44	06:15	1:29	Punt	BUF 32	3	8	0	8	0	BUF 40	Punt
4	06:15	02:12	4:03	Punt	PIT 23	8	32	0	32	2	BUF 45	Punt	4	02:12	14:41	2:31	Punt	BUF 14	5	7	5	12	1	BUF 26	Punt
5	14:41	11:44	2:57	Punt	PIT 20	6	34	5	39	2	BUF 41	Punt	5	11:44	09:36	2:08	Punt	BUF 9	5	20	0	20	1	BUF 23	Fumble
6	09:36	08:21	1:15	Fumble	BUF 30	3	30	0	30	2	BUF 19	Touchdown	6	08:21	06:37	1:44	Kickoff	BUF 24	3	3	0	3	0	BUF 27	Punt
7	06:37	04:56	1:41	Punt	PIT 27	3	1	0	1	0	PIT 28	Punt	7	04:56	01:42	3:14	Punt	BUF 26	9	43	15	58	3	PIT 16	Field Goal
8	01:42	00:52	0:50	Kickoff	PIT 25	4	17	5	22	1	PIT 47	Interception	8	15:00	10:23	4:37	Kickoff	BUF 32	8	68	0	68	4	PIT 19	Touchdown
9	00:52	00:00	0:52	Kickoff	PIT 25	2	6	0	6	0	PIT 30	End Half	9	09:07	07:02	2:05	Punt	BUF 43	4	57	0	57	3	PIT 13	Touchdown
10	10:23	09:07	1:16	Kickoff	PIT 25	3	-9	0	-9	0	PIT 16	Punt	10	05:32	01:56	3:36	Punt	BUF 23	5	19	0	19	1	BUF 42	Punt
11	07:02	05:32	1:30	Kickoff	PIT 25	3	6	0	6	0	PIT 31	Punt	11	12:18	08:07	4:11	Kickoff	BUF 34	11	26	35	61	3	PIT 5	Field Goal
12	01:56	12:18	4:38	Punt	PIT 19	10	78	3	81	6	BUF 3	Touchdown	12	07:11	00:00	7:11	Interception	BUF 29	13	62	-10	52	4	PIT 18	End Game
13	08:07	07:11	0:56	Kickoff	PIT 28	3	6	0	6	0	PIT 34	Interception													

WEEK 15: STEELERS 17, BENGALS 27

DECEMBER 21, 2020

STEELERS													BENGALS												
#	RECD	LOST	POSS	OBTAINED	BEGAN	PLAYS	YDS	PEN	NET	1ST	ENDED	GIVEN UP	#	RECD	LOST	POSS	OBTAINED	BEGAN	PLAYS	YDS	PEN	NET	1ST	ENDED	GIVEN UP
1	15:00	14:00	1:00	Kickoff	PIT 25	3	2	0	2	0	PIT 27	Punt	1	14:00	11:54	2:06	Punt	CIN 26	3	3	0	3	0	CIN 29	Punt
2	11:54	10:58	0:56	Punt	PIT 22	3	4	0	4	0	PIT 26	Punt	2	10:58	09:22	1:36	Punt	CIN 24	3	8	0	8	0	CIN 32	Punt
3	09:22	09:16	0:06	Punt	PIT 19	1	0	0	0	0	PIT 19	Fumble	3	09:16	05:12	4:04	Fumble	PIT 20	6	9	-5	4	1	PIT 16	Field Goal
4	05:12	03:34	1:38	Kickoff	PIT 25	3	3	0	3	0	PIT 28	Punt	4	03:34	01:39	1:55	Punt	CIN 28	5	35	0	35	1	PIT 37	Missed FG
5	01:39	00:49	0:50	Missed FG	PIT 45	3	-7	0	-7	0	PIT 48	Fumble	5	00:49	12:05	3:44	Fumble	PIT 38	7	38	0	38	3	PIT 4	Touchdown
6	12:05	05:52	6:13	Kickoff	PIT 35	10	22	-5	17	2	CIN 48	Interception	6	05:52	04:20	1:32	Interception	PIT 26	3	26	0	26	2	PIT 14	Touchdown
7	04:20	02:29	1:51	Kickoff	PIT 25	3	12	-5	7	0	PIT 32	Punt	7	02:29	01:06	1:23	Punt	CIN 26	3	5	0	5	0	CIN 31	Punt
8	01:06	00:08	0:58	Punt	PIT 28	3	4	0	4	0	PIT 32	Punt	8	00:08	00:00	0:08	Punt	CIN 16	1	-2	0	-2	0	CIN 16	End Half
9	13:34	12:07	1:27	Punt	PIT 33	4	67	0	67	2	CIN 23	Touchdown	9	15:00	13:34	1:26	Kickoff	CIN 25	3	2	0	2	0	CIN 27	Punt
10	10:27	05:27	5:00	Punt	PIT 26	10	67	0	67	3	CIN 7	Field Goal	10	12:07	10:27	1:40	Kickoff	CIN 25	3	3	0	3	0	CIN 28	Punt
11	03:47	02:15	1:32	Punt	PIT 32	3	7	0	7	0	PIT 39	Punt	11	05:27	03:47	1:40	Kickoff	CIN 25	3	3	0	3	0	CIN 28	Punt
12	11:21	05:32	5:49	Kickoff	PIT 25	12	64	11	75	5	CIN 1	Touchdown	12	02:15	11:21	5:54	Punt	CIN 20	9	75	5	80	5	PIT 23	Touchdown
13	02:17	01:52	0:25	Punt	PIT 24	4	0	0	0	0	PIT 24	Downs	13	05:32	02:17	3:15	Kickoff	CIN 25	6	16	0	16	1	CIN 41	Punt
14	00:12	00:00	0:12	Kickoff	PIT 25	1	-1	0	-1	0	PIT 25	End Game	14	01:52	00:12	1:40	Downs	PIT 24	4	9	0	9	0	PIT 15	Field Goal

WEEK 16: STEELERS 28, COLTS 24

DECEMBER 27, 2020

STEELERS													COLTS												
#	RECD	LOST	POSS	OBTAINED	BEGAN	PLAYS	YDS	PEN	NET	1ST	ENDED	GIVEN UP	#	RECD	LOST	POSS	OBTAINED	BEGAN	PLAYS	YDS	PEN	NET	1ST	ENDED	GIVEN UP
1	15:00	14:33	0:27	Kickoff	PIT 24	3	0	0	0	0	PIT 24	Punt	1	14:33	09:48	4:45	Punt	IND 30	9	70	0	70	5	PIT 6	Touchdown
2	09:48	05:33	4:15	Kickoff	PIT 26	6	22	0	22	1	PIT 48	Punt	2	05:33	01:44	3:49	Punt	IND 5	6	17	0	17	1	IND 22	Punt
3	01:44	14:46	1:58	Punt	PIT 41	3	4	0	4	0	PIT 45	Punt	3	14:46	14:37	0:09	Punt	IND 32	1	-9	0	-9	0	IND 32	Fumble
4	14:37	13:47	0:50	Fumble	IND 3	3	2	1	3	1	IND 1	Touchdown	4	13:47	06:35	7:12	Kickoff	IND 15	12	85	0	85	6	PIT 1	Touchdown
5	06:35	04:50	1:45	Kickoff	PIT 25	3	0	0	0	0	PIT 25	Punt	5	04:50	04:02	0:48	Punt	PIT 43	2	43	0	43	1	PIT 42	Touchdown
6	04:02	01:48	2:14	Kickoff	PIT 9	7	28	0	28	2	PIT 37	Punt	6	01:48	00:14	1:34	Punt	IND 19	3	11	-15	-4	0	IND 15	Punt
7	00:14	00:00	0:14	Punt	PIT 43	3	41	0	41	2	IND 40	End Half	7	15:00	09:23	5:37	Kickoff	IND 25	10	60	5	65	3	PIT 10	Field Goal
8	09:23	05:01	4:22	Kickoff	PIT 20	10	75	3	78	6	IND 2	Downs	8	05:01	03:23	1:38	Downs	IND 2	3	5	0	5	0	IND 7	Punt
9	03:23	03:16	0:07	Punt	IND 39	1	39	0	39	1	IND 39	Touchdown	9	03:16	01:43	1:33	Kickoff	IND 28	3	3	0	3	0	IND 31	Punt
10	01:43	14:52	1:51	Punt	PIT 26	5	29	45	74	5	IND 5	Touchdown	10	14:52	12:06	2:46	Kickoff	IND 27	5	20	0	20	1	IND 47	Punt
11	12:06	07:38	4:28	Punt	PIT 16	10	84	0	84	6	IND 25	Touchdown	11	07:38	06:05	1:33	Kickoff	IND 30	3	17	0	17	1	IND 47	Interception
12	06:05	02:18	3:47	Interception	PIT 9	8	35	0	35	2	PIT 44	Punt	12	02:18	01:14	1:04	Punt	IND 15	11	43	9	52	3	PIT 33	Downs
13	01:14	00:00	1:14	Downs	PIT 33	2	-1	0	-1	0	PIT 33	End Game													

WEEK 17: STEELERS 22, BROWNS 24

JANUARY 3, 2021

STEELERS													BROWNS												
#	RECD	LOST	POSS	OBTAINED	BEGAN	PLAYS	YDS	PEN	NET	1ST	ENDED	GIVEN UP	#	RECD	LOST	POSS	OBTAINED	BEGAN	PLAYS	YDS	PEN	NET	1ST	ENDED	GIVEN UP
1	15:00	12:10	2:50	Kickoff	PIT 25	6	24	0	24	1	PIT 49	Punt	1	12:10	09:29	2:41	Punt	CLE 15	6	85	0	85	4	PIT 47	Touchdown
2	09:29	07:21	2:08	Kickoff	PIT 25	3	9	0	9	0	PIT 34	Punt	2	07:21	02:52	4:29	Punt	CLE 10	8	35	-5	30	2	CLE 40	Punt
3	02:52	14:05	3:47	Punt	PIT 10	8	31	0	31	2	PIT 41	Punt	3	14:05	09:45	4:20	Punt	CLE 25	10	75	-5	70	3	PIT 5	Field Goal
4	09:45	04:10	5:35	Kickoff	PIT 23	11	66	0	66	3	CLE 11	Field Goal	4	04:10	02:25	1:45	Kickoff	CLE 24	3	6	0	6	0	CLE 30	Punt
5	02:25	01:07	1:18	Punt	PIT 24	8	53	-5	48	2	CLE 28	Field Goal	5	01:07	00:00	1:07	Kickoff	CLE 35	4	-6	0	-6	0	CLE 29	Downs
6	11:20	08:29	2:51	Punt	PIT 20	7	52	0	52	1	CLE 28	Field Goal	6	15:00	11:20	3:40	Kickoff	CLE 25	6	19	-4	15	1	CLE 40	Punt
7	03:48	01:31	2:17	Kickoff	PIT 28	5	14	0	14	1	PIT 42	Interception	7	08:29	03:48	4:41	Kickoff	CLE 24	8	76	0	76	5	PIT 2	Touchdown
8	14:57	10:07	4:50	Kickoff	PIT 25	13	70	0	70	5	CLE 28	Touchdown	8	01:31	04:57	1:34	Interception	PIT 20	2	20	0	20	2	PIT 3	Touchdown
9	03:37	01:23	2:14	Downs	PIT 35	7	70	-5	65	3	CLE 2	Touchdown	9	10:07	03:37	6:30	Kickoff	CLE 27	10	38	0	38	3	PIT 35	Downs
													10	01:23	00:00	1:23	Kickoff		4	10	0	10	1	PIT 39	End Game

STEELERS 2020 REGULAR SEASON SCORING DRIVES												
DATE	OPPONENT	ACQUIRED	DRIVE START	PLAYS	YARDS	Q/TIME	FIRST DOWNS	SCORING PLAY	PIT	OPP		
09/14	at N.Y. Giants	Punt	PIT 18	13	59	Q16:11	3	C. Boswell: 41-yard FG	3	3		
		Interception	NYG 36	6	36	Q2:3:34	2	J. Smith-Schuster: 10-yard pass from B. Roethlisberger	9	10		
		Punt	PIT 22	8	78	Q21:25	5	J. Washington: 13-yard pass from B. Roethlisberger	16	10		
		Interception	PIT 20	9	62	Q3:5:58	3	Q4: C. Boswell: 36-yard FG	19	10		
09/20	Denver	Punt	PIT 25	11	75	Q47:00	4	J. Smith-Schuster: 8-yard pass from B. Roethlisberger	26	10		
		Fumble	PIT 41	9	59	Q13:19	5	J. Conner: 2-yard run	7	0		
		Punt	PIT 16	1	84	Q20:11	1	C. Claypool: 84-yard pass from B. Roethlisberger	14	3		
		Interception	DEN 11	4	8	Q21:19	0	C. Boswell: 21-yard FG	17	3		
09/27	Houston	Kickoff	PIT 25	9	75	Q3:44:41	4	Q4: D. Johnson: 28-yard pass from B. Roethlisberger	24	14		
		Punt	PIT 22	11	63	Q15:11	4	C. Boswell: 33-yard FG	3	0		
		Kickoff	PIT 25	12	75	Q2:6:27	6	E. Ebron: 10-yard pass from B. Roethlisberger	10	14		
		Punt	PIT 37	7	63	Q21:24	4	J. Smith-Schuster: 26-yard pass from B. Roethlisberger	17	14		
10/11	Philadelphia	Kickoff	PIT 30	12	62	Q3:5:06	3	C. Boswell: 26-yard FG	20	21		
		Interception	PIT 21	12	79	Q47:03	5	J. Conner: 12-yard run	28	21		
		Punt	PIT 38	14	62	Q17:07	6	C. Claypool: 2-yard run	7	0		
		Kickoff	PIT 25	7	75	Q13:18	3	Q2: C. Claypool: 32-yard pass from B. Roethlisberger	14	7		
10/18	Cleveland	Kickoff	PIT 25	8	52	Q2:4:20	3	C. Boswell: 41-yard FG	17	14		
		Kickoff	PIT 25	6	75	Q31:59	3	C. Claypool: 5-yard pass from B. Roethlisberger	24	14		
		Interception	PHI 23	4	23	Q3:2:12	3	J. Conner: 1-yard run	31	14		
		Missed FG	PIT 47	4	53	Q40:19	2	C. Claypool: 35-yard pass from B. Roethlisberger	38	29		
10/25	at Tennessee	Kickoff	PIT 25	11	58	Q14:25	3	C. Boswell: 35-yard FG	3	0		
		Punt	PIT 12	7	88	Q23:37	5	J. Conner: 3-yard run	17	0		
		Interception	50 yard line	4	50	Q21:58	2	J. Washington: 28-yard pass from B. Roethlisberger	24	0		
		Downs	CLE 28	8	28	Q3:5:03	3	C. Claypool: 3-yard run	31	7		
10/25	at Tennessee	Downs	PIT 45	9	55	Q4:5:35	4	B. Snell Jr.: 1-yard run	38	7		
		Kickoff	PIT 25	16	75	Q19:18	6	D. Johnson: 11-yard pass from B. Roethlisberger	7	0		
		Punt	PIT 39	13	61	Q17:05	5	Q2: B. Snell Jr.: 1-yard run	14	0		
		Kickoff	PIT 25	7	55	Q2:2:36	2	C. Boswell: 38-yard FG	17	7		
11/01	at Baltimore	Punt	TEN 17	3	17	Q2:0:43	1	D. Johnson: 9-yard pass from B. Roethlisberger	24	7		
		Punt	PIT 34	7	54	Q3:2:53	2	C. Boswell: 30-yard FG	27	7		
		Interception	BAL 21	2	21	Q3:0:43	1	E. Ebron: 18-yard pass from B. Roethlisberger	14	17		
		Punt	PIT 23	10	77	Q3:16:10	6	J. Conner: 1-yard run	21	17		
11/08	at Dallas	Kickoff	PIT 20	8	80	Q4:4:27	6	C. Claypool: 8-yard pass from B. Roethlisberger	28	24		
		Kickoff	PIT 25	9	75	Q2:2:36	5	J. Washington: 17-yard pass from B. Roethlisberger	6	13		
		Fumble	DAL 39	4	-2	Q2:0:52	0	C. Boswell: 59-yard FG	9	13		
		Kickoff	PIT 25	6	75	Q3:2:22	3	Q4: J. Smith-Schuster: 31-yard pass from B. Roethlisberger	15	19		
11/15	Cincinnati	Interception	PIT 1	11	75	Q4:4:34	5	C. Boswell: 43-yard FG	18	19		
		Punt	PIT 21	6	79	Q41:57	3	E. Ebron: 8-yard pass from B. Roethlisberger	24	19		
		Fumble	CIN 32	4	9	Q12:01	0	C. Boswell: 41-yard FG	3	0		
		Punt	CIN 46	6	34	Q12:25	2	C. Boswell: 30-yard FG	6	0		
11/22	at Jacksonville	Punt	PIT 26	3	74	Q11:01	3	D. Johnson: 12-yard pass from B. Roethlisberger	12	0		
		Kickoff	PIT 22	7	78	Q2:3:14	5	J. Smith-Schuster: 8-yard pass from B. Roethlisberger	19	7		
		Punt	PIT 16	8	57	Q2:2:20	3	C. Boswell: 45-yard FG	22	7		
		Punt	PIT 33	12	67	Q3:4:12	5	C. Claypool: 11-yard pass from B. Roethlisberger	29	7		
12/02	Baltimore	Punt	CIN 15	5	15	Q4:2:41	2	C. Claypool: 5-yard pass from B. Roethlisberger	36	7		
		Punt	PIT 24	9	50	Q2:4:15	3	C. Boswell: 44-yard FG	3	3		
		Interception	PIT 29	6	71	Q2:2:49	3	C. Claypool: 31-yard pass from B. Roethlisberger	10	3		
		Punt	PIT 39	7	61	Q2:2:13	4	B. Snell Jr.: 1-yard run	17	3		
12/07	Washington	Punt	PIT 26	9	45	Q4:3:50	2	C. Boswell: 47-yard FG	20	3		
		Interception	50 yard line	4	50	Q41:52	3	E. Ebron: 20-yard pass from B. Roethlisberger	27	3		
		Kickoff	PIT 20	12	73	Q15:17	4	Q2: C. Boswell: 25-yard FG	9	7		
		Punt	PIT 26	13	65	Q2:5:14	4	C. Boswell: 27-yard FG	12	7		
12/13	at Buffalo	Punt	PIT 39	12	61	Q3:4:52	6	Q4: J. Smith-Schuster: 1-yard pass from B. Roethlisberger	19	7		
		Punt	PIT 28	14	72	Q16:16	6	Q2: D. Johnson: 3-yard pass from B. Roethlisberger	7	0		
		Punt	50 yard line	1	50	Q2:0:09	1	J. Washington: 50-yard pass from B. Roethlisberger	14	0		
		Punt	PIT 18	11	63	Q3:4:23	3	Q4: M. Wright: 37-yard FG	17	10		
12/21	at Cincinnati	Fumble	BUF 30	3	30	Q21:15	2	J. Washington: 19-yard pass from B. Roethlisberger	7	0		
		Punt	PIT 19	10	81	Q3:4:38	6	Q4: J. Smith-Schuster: 3-yard pass from B. Roethlisberger	15	23		
		Punt	PIT 33	4	67	Q31:27	2	D. Johnson: 23-yard pass from B. Roethlisberger	7	17		
		Punt	PIT 26	10	67	Q3:5:00	3	C. Boswell: 25-yard FG	10	17		
12/27	Indianapolis	Kickoff	PIT 25	12	75	Q4:5:49	5	B. Snell Jr.: 1-yard run	17	24		
		Fumble	IND 3	3	3	Q2:0:50	1	J. Conner: 1-yard run	7	7		
		Punt	IND 39	1	39	Q3:0:07	1	D. Johnson: 39-yard pass from B. Roethlisberger	14	24		
		Punt	PIT 26	5	74	Q3:1:51	5	Q4: E. Ebron: 5-yard pass from B. Roethlisberger	21	24		
01/03	at Cleveland	Punt	PIT 16	10	84	Q4:4:28	6	J. Smith-Schuster: 25-yard pass from B. Roethlisberger	28	24		
		Kickoff	PIT 23	11	66	Q2:5:35	3	M. Wright: 29-yard FG	3	10		
		Punt	PIT 24	8	48	Q2:1:18	2	M. Wright: 46-yard FG	6	10		
		Punt	PIT 20	7	52	Q3:2:51	1	M. Wright: 46-yard FG	9	10		
AVG	TOTALS	Kickoff	PIT 25	13	75	Q4:5:50	5	C. Claypool: 28-yard pass from M. Rudolph	16	24		
		Downs	PIT 35	7	65	Q4:2:14	3	J. Smith-Schuster: 2-yard pass from M. Rudolph	22	24		
						7.9	58.0	3:29	3.4			
						555	4,060	244:15	235			

STEELERS OPPONENTS 2020 REGULAR SEASON SCORING DRIVES												
DATE	OPPONENT	ACQUIRED	DRIVE START	PLAYS	YARDS	Q/TIME	FIRST DOWNS	SCORING PLAY	PIT	OPP		
09/14	at N.Y. Giants	Muffed Punt	PIT 3	4	1	Q10:50	0	G. Gano: 21-yard FG	0	3		
		Kickoff	NYG 25	6	75	Q12:04	4	Q2: D. Slayton: 41-yard pass from D. Jones	3	10		
		Kickoff	NYG 25	13	75	Q4:3:31	7	D. Slayton: 7-yard pass from D. Jones	26	16		
09/20	Denver	Punt	PIT 36	5	5	Q2:2:53	1	B. McManus: 49-yard FG	7	3		
		Interception	PIT 41	10	31	Q3:3:50	3	B. McManus: 28-yard FG	17	6		
		Downs	DEN 35	6	65	Q3:2:47	4	N. Fant: 20-yard pass from J. Driskel	17	14		
		Fumble	DEN 46	6	54	Q41:58	3	M. Gordon III: 16-yard pass from J. Driskel	26	21		

09/27	Houston	Kickoff	HOU 26	7	74	Q1 2:54	3	R. Cobb: 28-yard pass from D. Watson	3	7
		Punt	HOU 46	9	54	Q1 3:58	4	Q2: D. Johnson: 2-yard run	3	14
		Kickoff	HOU 25	5	75	Q2 0:50	4	W. Fuller V: 14-yard pass from D. Watson	17	21
10/11	Philadelphia	Kickoff	PHI 25	3	75	Q1 0:57	1	M. Sanders: 74-yard run	7	7
		Kickoff	PHI 24	10	76	Q2 5:32	6	M. Sanders: 1-yard run	14	14
		Kickoff	PHI 25	7	75	Q3 4:34	4	G. Ward: 8-yard pass from C. Wentz	31	22
		Punt	PHI 20	10	80	Q3 5:27	5	Q4: T. Fulgham: 4-yard pass from C. Wentz	31	29
10/18	Cleveland	Kickoff	CLE 25	9	75	Q2 4:42	5	R. Higgins: 13-yard pass from B. Mayfield	24	7
10/25	at Tennessee	Kickoff	TEN 25	12	75	Q2 6:50	5	C. Davis: 4-yard pass from R. Tannehill	14	7
		Kickoff	TEN 25	2	75	Q3 0:50	1	A. Brown: 73-yard pass from R. Tannehill	27	14
		Interception	PIT 30	4	-3	Q3 0:49	0	S. Gostkowski: 51-yard FG	27	17
11/01	at Baltimore	Punt	TEN 30	12	70	Q3 5:25	6	Q4: D. Henry: 1-yard run	27	24
		Kickoff	BAL 25	9	75	Q1 5:22	4	M. Boykin: 6-yard pass from L. Jackson	7	7
		Punt	BAL 20	9	80	Q2 5:18	5	G. Edwards: 1-yard run	7	14
		Punt	BAL 8	15	59	Q2 3:44	5	J. Tucker: 51-yard FG	7	17
11/08	at Dallas	Punt	BAL 47	8	53	Q3 3:58	3	Q4: M. Brown: 3-yard pass from L. Jackson	21	24
		Punt	DAL 15	12	65	Q1 6:47	3	G. Zuerlein: 38-yard FG	0	3
		Downs	DAL 35	8	65	Q2 3:41	4	C. Lamb: 20-yard pass from G. Gilbert	0	10
		Punt	PIT 31	4	5	Q2 2:15	0	G. Zuerlein: 44-yard FG	0	13
11/08	at Dallas	Kickoff	DAL 23	11	50	Q3 4:43	3	G. Zuerlein: 45-yard FG	9	16
		Punt	DAL 25	12	53	Q3 6:26	3	G. Zuerlein: 39-yard FG	9	19
11/15	Cincinnati	Punt	CIN 10	8	90	Q2 3:21	4	T. Higgins: 2-yard pass from J. Burrow	12	7
		Kickoff	CIN 25	10	56	Q4 5:26	3	R. Bullock: 37-yard FG	36	10
11/22	at Jacksonville	Kickoff	JAX 25	9	52	Q1 4:03	3	C. McLaughlin: 41-yard FG	0	3
12/02	Baltimore	Fumble	PIT 16	4	16	Q1 2:24	2	G. Edwards: 1-yard run	6	7
		Punt	BAL 16	2	84	Q4 0:32	2	M. Brown: 70-yard pass from T. McSorley	19	14
12/07	Washington	Punt	WAS 41	6	28	Q2 0:49	2	D. Hopkins: 49-yard FG	14	3
		Kickoff	WAS 18	14	82	Q3 6:44	6	P. Barber: 1-yard run	14	10
		Punt	WAS 47	8	53	Q4 3:14	4	L. Thomas: 15-yard pass from A. Smith	17	17
		Downs	WAS 28	9	45	Q4 2:49	2	D. Hopkins: 45-yard FG	17	20
		Interception	PIT 25	4	-2	Q4 1:42	0	D. Hopkins: 45-yard FG	17	23
12/13	at Buffalo	Punt	BUF 26	9	58	Q2 3:14	3	T. Bass: 34-yard FG	7	3
		Kickoff	BUF 32	8	68	Q3 4:37	4	S. Diggs: 19-yard pass from J. Allen	7	16
		Punt	BUF 43	4	57	Q3 2:05	3	G. Davis: 13-yard pass from J. Allen	7	23
		Kickoff	BUF 34	11	61	Q4 4:11	3	T. Bass: 23-yard FG	15	26
12/21	at Cincinnati	Fumble	PIT 20	6	4	Q1 4:04	1	A. Seibert: 34-yard FG	0	3
		Fumble	PIT 38	7	38	Q1 3:44	3	Q2: G. Bernard: 4-yard run	0	10
		Interception	PIT 26	3	26	Q2 1:32	2	G. Bernard: 14-yard pass from R. Finley	0	17
		Punt	CIN 20	9	80	Q3 5:54	5	Q4: R. Finley: 23-yard run	10	24
		Downs	PIT 24	4	9	Q4 1:40	0	A. Seibert: 33-yard FG	17	27
12/27	Indianapolis	Punt	IND 30	9	70	Q1 4:45	5	J. Taylor: 6-yard run	0	7
		Kickoff	IND 15	12	85	Q2 7:12	6	J. Taylor: 1-yard run	7	14
		Punt	PIT 43	2	43	Q2 0:48	1	Z. Pascal: 42-yard pass from P. Rivers	7	21
		Kickoff	IND 25	10	65	Q3 5:37	3	R. Blankenship: 28-yard FG	7	24
01/03	at Cleveland	Punt	CLE 15	6	85	Q1 2:41	4	N. Chubb: 47-yard run	0	7
		Punt	CLE 25	10	70	Q2 4:20	3	C. Parkey: 23-yard FG	0	10
		Kickoff	CLE 24	8	76	Q3 4:41	5	A. Hooper: 2-yard pass from B. Mayfield	9	17
		Interception	PIT 20	4	20	Q3 1:34	2	Q4: J. Landry: 3-yard run	9	24
AVG				7.7	55.1	3:34	3.2			
TOTALS				424	3,031	196:38	177			

STEELERS 2020 REGULAR SEASON THIRD DOWN EFFICIENCY

STEELERS												
Date	Opponent	3rd & 1	3rd & 2	3rd & 3	3rd & 4	3rd & 5	3rd & 6	3rd & 7	3rd & 8	3rd & 9	3rd & 10+	Total
09/14	at N.Y. Giants	1/1	0/1	0/0	2/2	1/3	0/0	3/3	0/0	1/3	0/2	8/15
09/20	Denver	0/1	0/1	1/1	0/0	0/0	0/1	0/1	0/0	0/1	1/6	2/12
09/27	Houston	2/3	1/3	1/2	0/0	1/2	0/1	0/1	0/1	1/1	2/4	8/18
10/11	Philadelphia	1/1	1/1	0/0	4/4	1/1	2/2	0/0	1/1	0/0	1/5	11/15
10/18	Cleveland	2/3	0/1	0/0	1/1	1/2	0/1	1/1	0/0	0/1	0/4	5/14
10/25	at Tennessee	4/4	1/1	3/3	0/0	0/1	0/0	2/3	0/0	0/0	3/6	13/18
11/01	at Baltimore	2/3	0/0	0/1	1/1	0/0	0/0	0/0	0/0	0/1	0/3	3/9
11/08	at Dallas	1/2	1/1	0/1	0/1	0/1	0/1	1/4	0/0	0/0	1/2	5/13
11/15	Cincinnati	0/1	1/3	0/0	0/0	0/1	1/2	1/1	1/2	0/2	2/4	6/16
11/22	at Jacksonville	2/2	0/2	0/1	1/1	1/2	1/1	0/1	1/2	0/1	1/4	7/17
12/02	Baltimore	1/1	1/3	1/1	0/1	1/4	1/1	0/1	0/0	0/1	1/1	6/14
12/07	Washington	1/3	0/0	1/2	0/2	0/0	1/1	1/1	0/0	0/1	2/5	6/15
12/13	at Buffalo	0/0	0/0	0/1	0/3	0/1	1/2	0/1	0/0	0/2	0/0	1/10
12/21	at Cincinnati	0/3	1/1	1/2	1/1	0/0	1/2	0/3	0/1	0/0	0/3	4/16
12/27	Indianapolis	2/3	0/2	0/0	1/1	1/1	0/0	0/0	0/0	0/1	0/3	4/11
01/03	at Cleveland	0/0	1/1	1/1	1/1	0/1	0/1	1/2	1/1	1/3	2/6	8/17
TOTALS		19/31	8/21	9/16	12/19	7/20	9/16	10/23	4/8	3/18	16/58	97/230
		61.3%	38.1%	56.3%	63.2%	35.0%	56.3%	43.5%	50.0%	16.7%	27.6%	42.2%
		3RD & 1-3: 36 / 68 = 52.9%			3RD & 4-6: 28 / 55 = 50.9%			3RD & 7-10+: 33 / 107 = 30.8%				

OPPONENT 2020 REGULAR SEASON THIRD DOWN EFFICIENCY

OPPONENT												
Date	Opponent	3rd & 1	3rd & 2	3rd & 3	3rd & 4	3rd & 5	3rd & 6	3rd & 7	3rd & 8	3rd & 9	3rd & 10+	Total
09/14	at N.Y. Giants	1/1	0/1	2/2	1/1	0/1	1/1	1/2	0/1	0/0	2/5	8/15
09/20	Denver	1/1	0/1	0/1	0/1	0/0	1/1	1/2	2/2	0/0	0/6	5/15
09/27	Houston	0/0	0/0	1/1	0/1	0/1	1/1	0/1	1/1	1/1	1/5	5/12
10/11	Philadelphia	2/2	0/0	1/1	2/2	0/2	0/0	0/0	1/1	1/1	3/5	10/14
10/18	Cleveland	0/1	0/3	0/1	0/2	1/1	0/1	0/0	0/0	0/0	0/3	1/12
10/25	at Tennessee	1/2	1/1	0/0	1/1	0/1	0/1	0/0	0/1	1/1	1/5	5/13
11/01	at Baltimore	0/0	0/1	2/2	1/2	1/2	2/3	0/1	0/1	0/0	2/3	8/15
11/08	at Dallas	1/2	3/3	1/1	0/1	1/2	0/0	1/2	0/0	0/2	1/4	8/17
11/15	Cincinnati	0/0	0/1	0/0	0/1	0/0	0/1	0/3	0/0	0/1	0/6	0/13
11/22	at Jacksonville	1/2	1/1	0/0	0/0	0/1	0/0	0/0	1/2	0/1	1/6	4/13
12/02	Baltimore	0/1	0/0	0/0	1/4	0/0	0/0	0/0	0/0	1/2	1/6	3/13
12/07	Washington	1/2	0/0	0/1	1/2	0/0	1/1	0/2	0/0	0/2	1/7	4/17
12/13	at Buffalo	2/2	1/2	2/2	0/0	0/1	0/1	0/0	0/0	0/1	2/5	7/14
12/21	at Cincinnati	1/2	0/2	1/2	0/0	2/5	0/0	0/2	0/1	0/0	0/0	4/14
12/27	Indianapolis	1/1	0/0	1/3	0/0	0/2	2/2	0/0	1/2	0/0	0/3	5/13
01/03	at Cleveland	0/0	2/2	0/2	0/0	2/3	0/0	0/0	1/1	0/0	1/4	6/12
TOTALS		12/19	8/18	11/19	7/18	7/22	8/13	3/15	7/13	4/12	16/73	83/222
		63.2%	44.4%	57.9%	38.9%	31.8%	61.5%	20.0%	53.8%	33.3%	21.9%	37.4%
		3RD & 1-3: 31 / 56 = 55.4%			3RD & 4-6: 22 / 53 = 41.5%			3RD & 7-10+: 30 / 113 = 26.5%				

2020 REGULAR SEASON FOURTH DOWN EFFICIENCY

STEELERS								OPPONENT						
Date	Opponent	4th & 1	4th & 2	4th & 3	4th & 4	4th & 5+	Total	4th & 1	4th & 2	4th & 3	4th & 4	4th & 5+	Total	
09/14	at N.Y. Giants	1 / 1	0 / 0	0 / 0	0 / 0	0 / 0	1 / 1	1 / 1	0 / 0	0 / 0	0 / 0	0 / 0	1 / 1	
09/20	Denver	0 / 0	1 / 2	0 / 0	0 / 0	0 / 0	1 / 2	0 / 0	0 / 1	0 / 0	0 / 0	0 / 1	0 / 2	
09/27	Houston	2 / 2	0 / 0	0 / 0	0 / 0	0 / 0	2 / 2	0 / 0	0 / 0	0 / 0	0 / 0	0 / 0	0 / 0	
10/11	Philadelphia	0 / 0	0 / 0	0 / 0	0 / 0	0 / 0	0 / 0	0 / 0	0 / 0	0 / 0	0 / 0	0 / 1	0 / 1	
10/18	Cleveland	2 / 2	0 / 0	0 / 0	0 / 0	0 / 0	2 / 2	0 / 2	0 / 1	0 / 0	0 / 0	0 / 0	0 / 3	
10/25	at Tennessee	0 / 0	0 / 0	0 / 0	0 / 0	0 / 0	0 / 0	0 / 0	0 / 0	0 / 1	0 / 0	0 / 0	0 / 1	
11/01	at Baltimore	0 / 0	0 / 0	0 / 0	0 / 0	0 / 0	0 / 0	0 / 0	1 / 1	0 / 1	0 / 0	0 / 0	1 / 2	
11/08	at Dallas	0 / 2	0 / 0	0 / 0	0 / 0	0 / 0	0 / 2	0 / 0	0 / 0	0 / 0	0 / 0	0 / 1	0 / 1	
11/15	Cincinnati	0 / 0	0 / 0	0 / 0	0 / 0	0 / 0	0 / 0	0 / 0	1 / 1	0 / 0	0 / 0	1 / 2	2 / 3	
11/22	at Jacksonville	1 / 1	0 / 0	0 / 0	0 / 0	0 / 0	1 / 1	0 / 0	0 / 0	0 / 0	0 / 0	0 / 1	0 / 1	
12/02	Baltimore	0 / 1	0 / 1	0 / 0	0 / 0	0 / 0	0 / 2	0 / 0	1 / 1	0 / 0	0 / 0	0 / 0	1 / 1	
12/07	Washington	0 / 2	0 / 0	0 / 0	0 / 0	0 / 0	0 / 2	0 / 1	0 / 0	0 / 0	0 / 0	0 / 0	0 / 1	
12/13	at Buffalo	0 / 0	0 / 0	0 / 0	0 / 0	0 / 0	0 / 0	0 / 0	0 / 0	0 / 0	0 / 0	0 / 0	0 / 0	
12/21	at Cincinnati	1 / 1	0 / 0	0 / 0	0 / 0	0 / 1	1 / 2	0 / 0	0 / 0	0 / 0	0 / 0	0 / 0	0 / 0	
12/27	Indianapolis	0 / 0	0 / 1	0 / 0	0 / 0	0 / 0	0 / 1	0 / 0	0 / 0	0 / 0	0 / 0	0 / 1	0 / 1	
01/03	at Cleveland	0 / 0	0 / 0	0 / 0	0 / 0	2 / 2	2 / 2	0 / 0	0 / 0	0 / 0	0 / 0	0 / 2	0 / 2	
TOTALS		7 / 12	1 / 4	0 / 0	0 / 0	2 / 3	10 / 19	1 / 4	3 / 5	0 / 2	0 / 0	1 / 9	5 / 20	
		58.3%	25.0%	0.0%	0.0%	66.7%	52.6%	25.0%	60.0%	0.0%	0.0%	11.1%	25.0%	

BIG PLAYS

MIN. RUNS 10; RECEPTIONS 20; RETURNS 30 YARDS

Date	Opp	Gain	Player	Qtr	Result
09/20	DEN	84t	Ben Roethlisberger to Chase Claypool	2	TD
09/20	DEN	59	James Conner	4	Game
10/11	PHI	58	Ray-Ray McClood	3	TD
10/25	at TEN	57	Ray-Ray McClood	2	Punt
12/07	WAS	50t	Ben Roethlisberger to James Washington	2	TD
09/20	DEN	49	Ray-Ray McClood	3	INT
01/03	at CLE	47	Mason Rudolph to Dontae Johnson	4	TD
11/15	CIN	46	Ben Roethlisberger to Dontae Johnson	1	TD
11/08	at DAL	46	Ben Roethlisberger to Dontae Johnson	1	TD
11/15	CIN	42	Ray-Ray McClood	4	Punt
01/03	at CLE	41	Mason Rudolph to Dontae Johnson	2	FG
01/03	at CLE	41	Mason Rudolph to Chase Claypool	3	FG
12/27	IND	39t	Ben Roethlisberger to Dontae Johnson	3	TD
11/22	at JAX	37	Minkah Fitzpatrick	2	INT
12/21	at CIN	37	Ben Roethlisberger to Chase Claypool	3	TD
10/18	CLE	36	Ben Roethlisberger to Chase Claypool	3	TD
10/11	PHI	35t	Ben Roethlisberger to Chase Claypool	4	TD
12/27	IND	34	Ben Roethlisberger to Chase Claypool	3	Downs
09/14	at NYG	33	Ray-Ray McClood	3	Punt
10/18	CLE	33	Minkah Fitzpatrick	1	INT
11/01	at BAL	32t	Robert Spillane	1	INT
12/07	WAS	32	Ray-Ray McClood	4	Downs
11/08	at DAL	31t	Ben Roethlisberger to JuJu Smith-Schuster	4	TD
11/22	at JAX	31t	Ben Roethlisberger to Chase Claypool	3	TD
09/14	at NYG	30	Benny Snell Jr.	4	TD
12/07	WAS	30	Ben Roethlisberger to James Washington	1	Punt
12/07	WAS	30	Ben Roethlisberger to Chase Claypool	2	Downs
12/21	at CIN	30	Ray-Ray McClood	2	TD
12/21	at CIN	29	Benny Snell Jr.	3	FG
09/14	at NYG	28	Ben Roethlisberger to Chase Claypool	1	FG
10/20	DEN	28	Ben Roethlisberger to Dontae Johnson	4	TD
10/18	CLE	28t	Ben Roethlisberger to James Washington	2	TD
10/25	at TEN	28	Ben Roethlisberger to JuJu Smith-Schuster	4	INT
01/03	at CLE	28t	Mason Rudolph to Chase Claypool	4	TD
10/18	CLE	27	Ben Roethlisberger to James Washington	1	FG
12/02	BAL	27	Ben Roethlisberger to Eric Ebron	2	FG
09/27	HOU	26t	Ben Roethlisberger to JuJu Smith-Schuster	2	TD
10/03	at CLE	26	Mason Rudolph to JuJu Smith-Schuster	4	Game
09/27	HOU	25	James Conner	4	Game
10/11	PHI	25	James Conner	2	Punt
12/27	IND	25t	Ben Roethlisberger to JuJu Smith-Schuster	4	TD
09/27	HOU	24	Ben Roethlisberger to Chase Claypool	4	Game
10/25	at TEN	24	James Conner	2	FG
11/01	at BAL	24	Ben Roethlisberger to JuJu Smith-Schuster	3	Punt
11/15	CIN	24	Ben Roethlisberger to JuJu Smith-Schuster	2	FG
11/15	CIN	24	Ben Roethlisberger to Eric Ebron	2	FG
10/18	CLE	23	Ben Roethlisberger to Chase Claypool	4	TD
12/21	at JAX	23	Ben Roethlisberger to Dontae Johnson	2	TD
11/22	at CIN	23t	Ben Roethlisberger to Dontae Johnson	3	TD
12/25	at TEN	23	Ben Roethlisberger to Eric Ebron	4	TD
11/22	at JAX	22	Ben Roethlisberger to Dontae Johnson	2	FG
12/02	BAL	22	Ben Roethlisberger to Chase Claypool	2	FG
12/07	WAS	22	Ben Roethlisberger to Eric Ebron	4	Game
09/14	at NYG	21	Ben Roethlisberger to James Washington	2	TD
09/14	at NYG	21	Benny Snell Jr.	3	FG
09/20	DEN	21	Ben Roethlisberger to Eric Ebron	3	TD
10/25	at TEN	21	Ben Roethlisberger to JuJu Smith-Schuster	2	TD
12/21	at CIN	21	Ben Roethlisberger to JuJu Smith-Schuster	3	TD
09/27	HOU	20	Anthony McFarland Jr.	2	TD
11/08	at DAL	20	Ben Roethlisberger to JuJu Smith-Schuster	2	TD
10/18	DAL	20	Ben Roethlisberger to JuJu Smith-Schuster	3	TD
11/22	at JAX	20	Ben Roethlisberger to Dontae Johnson	2	TD
11/22	at JAX	20t	Ben Roethlisberger to Eric Ebron	2	Punt
12/13	at BUF	20	Ben Roethlisberger to JuJu Smith-Schuster	2	Punt
12/27	IND	20	Ben Roethlisberger to JuJu Smith-Schuster	2	Half
11/01	at BAL	18	James Conner	2	Punt
11/22	at JAX	17	James Conner	2	Punt
11/22	at JAX	17	James Conner	3	Punt
11/15	CIN	16	James Conner	1	FG
09/14	at NYG	14	Benny Snell Jr.	3	Punt
10/18	CLE	14	James Conner	2	TD
09/27	HOU	13	James Conner	1	FG
10/18	CLE	13	James Conner	2	TD
12/02	BAL	13	Ben Roethlisberger to Chase Claypool	4	Game
12/21	at CIN	13	Benny Snell Jr.	2	INT
12/21	at CIN	13	Benny Snell Jr.	3	FG
01/03	at CLE	13	Joshua Dobbs	2	FG
09/27	HOU	12t	James Conner	4	TD
10/18	CLE	12	James Conner	1	FG
11/22	at JAX	12	James Conner	2	TD
12/27	IND	12	James Conner	4	TD
09/14	at NYG	11	Ben Roethlisberger to Chase Claypool	2	TD
09/20	DEN	11	James Conner	3	FG
09/27	HOU	11	Anthony McFarland Jr.	3	FG
09/27	HOU	11	James Conner	4	TD
11/15	CIN	11	James Conner	4	TD
12/02	BAL	10	Benny Snell Jr.	4	TD

BIG RUN PLAYS

MIN. 10 YARDS

Date	Opp	Gain	Player	Qtr	Result
09/20	DEN	59	James Conner	4	Game
10/11	PHI	58	Ray-Ray McClood	3	TD
09/14	at NYG	30	Benny Snell Jr.	4	TD
12/21	at CIN	29	Benny Snell Jr.	3	FG
09/27	HOU	25	James Conner	4	Game
10/11	PHI	25	James Conner	2	TD
11/22	at JAX	25	James Conner	1	Punt
10/25	at TEN	24	James Conner	2	FG
09/14	at NYG	21	Benny Snell Jr.	3	FG
09/27	HOU	20	Anthony McFarland Jr.	2	TD
11/01	at BAL	18	James Conner	2	Punt
11/22	at JAX	17	James Conner	2	TD
11/22	at JAX	17	James Conner	3	Punt
11/15	CIN	16	James Conner	1	FG
09/14	at NYG	14	Benny Snell Jr.	3	Punt
10/18	CLE	14	James Conner	2	TD
09/27	HOU	13	James Conner	1	FG
10/18	CLE	13	James Conner	2	TD
12/02	BAL	13	Benny Snell Jr.	4	Game
12/21	at CIN	13	Benny Snell Jr.	2	INT
12/21	at CIN	13	Benny Snell Jr.	3	FG
01/03	at CLE	13	Joshua Dobbs	2	FG
09/27	HOU	12t	James Conner	4	TD
10/18	CLE	12	James Conner	1	FG
11/22	at JAX	12	James Conner	2	INT
12/27	IND	12	James Conner	4	TD
09/14	at NYG	11	Ben Roethlisberger	2	TD

09/20	DEN	11	James Conner	1	TD
09/27	HOU	11	Anthony McFarland Jr.	3	FG
09/27	HOU	11	James Conner	4	TD
11/15	CIN	11	James Conner	3	TD
12/02	BAL	10	Benny Snell Jr.	4	TD

BIG PASS PLAYS

MIN. 20 YARDS

Date	Opp	Gain	Player	Qtr	Result
09/20	DEN	84t	Ben Roethlisberger to Chase Claypool	2	TD
12/07	WAS	50t	Ben Roethlisberger to James Washington	2	TD
01/03	at CLE	47	Mason Rudolph to Dontae Johnson	4	TD
11/15	CIN	46	Ben Roethlisberger to Dontae Johnson	1	TD
11/08	at DAL	42	Ben Roethlisberger to Dontae Johnson	4	TD
01/03	at CLE	41	Mason Rudolph to Dontae Johnson	2	FG
01/03	at CLE	41	Mason Rudolph to Chase Claypool	3	FG
12/27	IND	39t	Ben Roethlisberger to Dontae Johnson	3	TD
12/21	at CIN	37	Ben Roethlisberger to Chase Claypool	3	TD
10/18	CLE	36	Ben Roethlisberger to Chase Claypool	3	TD
10/11	PHI	35t	Ben Roethlisberger to Chase Claypool	4	TD
12/27	IND	34	Ben Roethlisberger to Chase Claypool	3	Downs
10/11	PHI	32t	Ben Roethlisberger to Chase Claypool	4	TD
11/08	DAL	31t	Ben Roethlisberger to JuJu Smith-Schuster	4	TD
11/22	at JAX	31t	Ben Roethlisberger to Chase Claypool	2	TD
12/07	WAS	30	Ben Roethlisberger to James Washington	2	Downs
12/07	WAS	30	Ben Roethlisberger to Chase Claypool	2	Downs
09/14	at NYG	28	Ben Roethlisberger to Chase Claypool	1	FG
09/20	DEN	28t	Ben Roethlisberger to Dontae Johnson	4	TD
10/18	CLE	28	Ben Roethlisberger to James Washington	1	FG
10/25	at TEN	28	Ben Roethlisberger to JuJu Smith-Schuster	4	INT
01/03	at CLE	28t	Mason Rudolph to Chase Claypool	4	TD
11/18	CLE	27	Ben Roethlisberger to James Washington	2	FG
12/02	BAL	27	Ben Roethlisberger to Eric Ebron	2	TD
09/27	HOU	26t	Ben Roethlisberger to JuJu Smith-Schuster	2	TD
01/03	at CLE	26	Mason Rudolph to JuJu Smith-Schuster	2	FG
12/27	IND	26	Ben Roethlisberger to JuJu Smith-Schuster	4	TD
10/27	HOU	24	Ben Roethlisberger to Chase Claypool	4	Game
11/15	at BAL	24	Ben Roethlisberger to JuJu Smith-Schuster	3	Punt
11/15	CIN	24	Ben Roethlisberger to JuJu Smith-Schuster	2	TD
11/15	CIN	24	Ben Roethlisberger to Eric Ebron	2	FG
10/18	CLE	23	Ben Roethlisberger to Chase Claypool	4	TD
11/22	at JAX	23	Ben Roethlisberger to Dontae Johnson	2	TD
12/21	at CIN	23	Ben Roethlisberger to Dontae Johnson	3	TD
10/25	at TEN	22	Ben Roethlisberger to Eric Ebron	1	TD
11/22	at JAX	22	Ben Roethlisberger to Dontae Johnson	2	FG
12/02	BAL	22	Ben Roethlisberger to Chase Claypool	2	FG
12/07	WAS	22	Ben Roethlisberger to Eric Ebron	4	Game
09/14	at NYG	21	Ben Roethlisberger to James Washington	2	TD
09/14	at NYG	21	Ben Roethlisberger to Eric Ebron	3	TD
10/25	at TEN	21	Ben Roethlisberger to JuJu Smith-Schuster	2	TD
12/21	at CIN	21	Ben Roethlisberger to JuJu Smith-Schuster	4	TD
11/08	at DAL	20	Ben Roethlisberger to JuJu Smith-Schuster	3	TD
11/22	at JAX	20	Ben Roethlisberger to JuJu Smith-Schuster	3	TD
11/22	at JAX	20	Ben Roethlisberger to Eric Ebron	4	TD
12/13	at BUF	20	Ben Roethlisberger to JuJu Smith-Schuster	4	TD
12/27	IND	20	Ben Roethlisberger to JuJu Smith-Schuster	2	Half

BIG PUNT RETURN PLAYS

MIN. 30 YARDS

Date	Opp	Gain	Player	Qtr	Result
10/25	at TEN	57	Ray-Ray McClood	2	Punt
11/15	CIN	42	Ray-Ray McClood	4	Punt
09/14	at NYG	33	Ray-Ray McClood	3	Punt

BIG INTERCEPTION RETURN PLAYS

MIN. 30 YARDS

Date	Opp	Gain	Player	Qtr	Result
09/20	DEN	49	Ray-Ray McClood	3	INT
11/22	at JAX	37	Minkah Fitzpatrick	2	INT
10/18	CLE	33t	Minkah Fitzpatrick	1	INT
11/01	at BAL	33t	Robert Spillane	1	INT
12/21	at CIN	30	Ray-Ray McClood	2	INT

- result within the same drive

BIG PLAYS

MIN. RUNS 10; RECEPTIONS 20; RETURNS 30 YARDS

Date	Opp	Gain	Player	Qtr	Result
10/11	PHI	741	Miles Sanders	1	TD
10/25	at TEN	728	Ryan Tannehill to A.J. Brown	3	TD
11/08	at DAL	73	J. Gooden	2	Punt
12/02	BAL	701	Trace McSorley to Marquise Brown	4	TD
11/08	at DAL	64	Rico Dowdle	4	INT
11/15	CIN	54	Joe Burrow to Tee Higgins	2	TD
11/22	at JAX	53	Daniel Thomas	2	INT
12/13	at BUF	571	Taron Johnson	2	INT
01/03	at CLE	471	Nick Chubb	1	TD
09/20	IND	45	Jeff Driskel to Courtland Sutton	2	Miss FG
12/20	IND	421	Philip Rivers to Zach Pascal	2	TD
01/03	at CLE	42	Baker Mayfield to Rashard Higgins	2	TD
09/14	at NYG	411	Daniel Jones to Darius Slayton	2	TD
11/01	at BAL	39	Lamar Jackson to Devin Duvernay	4	TD
11/15	CIN	39	Shawn Williams	4	FG
12/02	BAL	32	Robert Griffin III	2	Half
09/14	at NYG	38	Daniel Jones to Saquon Barkley	2	Punt
09/20	DEN	37	Justin Simmons	3	INT
10/11	PHI	37	Carson Wentz to J.J. Arcega-Whiteside	3	Half
10/18	CLE	36	Baker Mayfield to Austin Hooper	2	TD
12/13	at BUF	35	Andre Roberts	3	TD
09/27	HOU	34	Deshaun Watson to Randall Cobb	4	INT
11/01	at BAL	34	Lamar Jackson to Willie Snead IV	1	TD
11/01	at BAL	32	Lamar Jackson to Willie Snead IV	4	Game
11/08	at DAL	32	Garrett Gilbert to Amari Cooper	1	FG
11/08	at DAL	32	Garrett Gilbert to Cedee Lamb	4	Game
10/11	PHI	31	Carson Wentz to Travis Fulgham	3	TD
12/27	WAS	31	Alex Smith to Cam Sims	3	TD
12/13	at BUF	31	Andre Roberts	4	FG
01/03	at CLE	31	D'Ernest Johnson	2	Downs
12/27	WAS	30	Alex Smith to Cam Sims	2	FG
12/07	WAS	30	Alex Smith to Logan Thomas	3	TD
12/21	at CIN	30	Ryan Finley to A.J. Green	1	Miss FG
01/03	at CLE	30	M.J. Stewart Jr.	3	INT
12/27	WAS	29	Alex Smith to Cam Sims	4	FG
09/27	HOU	28	Deshaun Watson to Randall Cobb	1	Fumble
11/01	at BAL	28	J.K. Dobbins	1	Fumble
01/03	at CLE	28	Baker Mayfield	3	TD
12/27	IND	26	Philip Rivers to Michael Pittman Jr.	1	TD
11/01	at BAL	26	Gus Edwards	2	TD
12/27	IND	25	Philip Rivers to T.Y. Hilton	2	TD
10/18	CLE	25	Case Keenum to Jarvis Landry	3	Downs
11/01	at BAL	24	Lamar Jackson to Willie Snead IV	4	TD
12/13	at BUF	23	Josh Allen to Stefan Diggs	2	FG
12/21	at CIN	22	Ryan Finley	2	FG
09/20	DEN	22	Jeff Driskel to Noah Fant	4	Downs
12/13	at BUF	22	Josh Allen to Stefan Diggs	3	TD
10/25	at TEN	21	Ryan Tannehill to A.J. Brown	4	Miss FG
12/27	IND	21	Philip Rivers to T.C. Smith	4	Downs
09/20	DEN	20	Drew Lock to Courtland Sutton	1	Punt
09/20	DEN	20	Jeff Driskel to Jerry Jeudy	1	Punt
09/20	DEN	20	Jeff Driskel to Noah Fant	3	TD
09/27	HOU	20	Deshaun Watson to Brandin Cooks	1	TD
09/27	HOU	20	Deshaun Watson to David Johnson	2	TD
09/27	HOU	20	Deshaun Watson to Kenny Stills	2	TD
10/11	PHI	20	Carson Wentz to Travis Fulgham	2	Half
10/25	at TEN	20	Ryan Tannehill to A.J. Brown	4	TD
11/01	at BAL	20	Gus Edwards	2	Fumble
11/08	at DAL	20	Tony Pollard	1	FG
11/08	at DAL	20	Garrett Gilbert to Cedee Lamb	2	TD
10/08	at DAL	20	Tony Pollard	2	TD
11/08	at DAL	20	Garrett Gilbert to Michael Gallup	4	Game
11/15	CIN	20	Joe Burrow to Tyler Boyd	1	Fumble
12/27	IND	20	Philip Rivers to Mo'Alie Cox	3	FG
10/18	CLE	19	Dontrell Hilliard	4	Downs
12/02	BAL	19	Justice Hill	2	Half
11/22	at JAX	18	James Robinson	2	INT
12/27	IND	18	Jonathan Taylor	3	FG
09/20	DEN	17	Melvin Gordon III	1	Fumble
10/25	at TEN	17	Derrick Henry	4	TD
09/20	DEN	16	Melvin Gordon III	1	Fumble

BIG RUN PLAYS

MIN. 10 YARDS

Date	Opp	Gain	Player	Qtr	Result
10/11	PHI	741	Miles Sanders	1	TD
01/03	at CLE	471	Nick Chubb	1	TD
11/15	CIN	39	Shawn Williams	4	FG
12/02	BAL	39	Robert Griffin III	2	Half
11/01	at BAL	28	J.K. Dobbins	1	Fumble
01/03	at CLE	28	Baker Mayfield	3	TD
11/01	at BAL	25	Gus Edwards	2	TD
12/21	at CIN	22	Ryan Finley	4	TD
11/01	at BAL	20	Tony Pollard	1	FG
11/08	at DAL	20	Tony Pollard	3	FG
10/18	CLE	19	Dontrell Hilliard	4	Downs
12/02	BAL	19	Justice Hill	2	Half
11/22	at JAX	18	James Robinson	2	INT
12/27	IND	18	Jonathan Taylor	3	FG
09/20	DEN	17	Melvin Gordon III	1	Fumble
10/25	at TEN	17	Derrick Henry	4	TD
09/20	DEN	16	Melvin Gordon III	1	Fumble

11/01	at BAL	15	J.K. Dobbins	4	Fumble
11/08	at DAL	15	Garrett Gilbert	2	TD
11/15	CIN	15	Samaje Perine	2	FG
10/25	at TEN	14	Derrick Henry	2	TD
11/01	at BAL	14	Lamar Jackson	2	TD
11/15	CIN	14	Samaje Perine	4	TD
12/13	at BUF	14	Devin Singletary	2	TD
09/14	at NYG	13	Daniel Jones	4	TD
09/20	DEN	13	Royce Freeman	3	TD
12/07	WAS	12	Antonio Gibson	1	Punt
12/13	at BUF	13	Zack Moss	4	Game
01/03	at CLE	13	Nick Chubb	2	FG
11/01	at BAL	12	J.K. Dobbins	2	TD
11/08	at DAL	12	Tony Pollard	3	FG
11/15	CIN	12	Samaje Perine	4	FG
12/12	at JAX	12	James Robinson	1	FG
01/03	at CLE	12	Kareem Hunt	2	Punt
11/08	at DAL	11	Garrett Gilbert	2	TD
11/15	CIN	11	Giovanni Bernard	3	Punt
12/02	BAL	11	Robert Griffin III	2	TD
12/13	at BUF	11	Josh Allen	2	Punt
12/13	at BUF	11	Josh Allen	4	Game
12/21	CIN	11	Giovanni Bernard	2	TD
12/27	IND	11	Jonathan Taylor	1	TD
12/27	IND	11	Nyheim Hines	1	TD
01/03	at CLE	11	Nick Chubb	1	TD
09/20	DEN	10	Melvin Gordon III	4	Downs
10/18	CLE	10	Kareem Hunt	1	Punt
11/08	at DAL	10	Ezekiel Elliott	4	INT
11/22	at JAX	10	James Robinson	3	Punt
12/27	IND	10	Nyheim Hines	4	INT

BIG PASS PLAYS

MIN. 20 YARDS

Date	Opp	Gain	Player	Qtr	Result
10/25	at TEN	728	Ryan Tannehill to A.J. Brown	3	TD
12/02	BAL	701	Trace McSorley to Marquise Brown	4	TD
11/15	CIN	54	Joe Burrow to Tee Higgins	2	TD
09/20	DEN	42	Jeff Driskel to Courtland Sutton	2	Miss FG
12/27	IND	421	Philip Rivers to Zach Pascal	2	TD
01/03	at CLE	42	Baker Mayfield to Rashard Higgins	2	FG
09/14	at NYG	411	Daniel Jones to Darius Slayton	2	TD
11/01	at BAL	39	Lamar Jackson to Devin Duvernay	4	TD
09/14	at NYG	38	Daniel Jones to Saquon Barkley	2	Punt
10/11	PHI	37	Carson Wentz to J.J. Arcega-Whiteside	2	Half
10/18	CLE	36	Baker Mayfield to Austin Hooper	2	TD
12/13	at BUF	34	Deshaun Watson to Randall Cobb	4	INT
11/01	at BAL	34	Lamar Jackson to Willie Snead IV	1	TD
11/01	at BAL	32	Lamar Jackson to Willie Snead IV	4	Game
11/08	at DAL	32	Garrett Gilbert to Cedee Lamb	4	Game
10/11	PHI	31	Carson Wentz to Travis Fulgham	3	TD
12/27	WAS	31	Alex Smith to Cam Sims	3	TD
12/07	WAS	30	Alex Smith to Logan Thomas	2	FG
12/21	at CIN	30	Ryan Finley to A.J. Green	1	Miss FG
09/20	DEN	29	Alex Smith to Cam Sims	4	FG
09/27	HOU	28	Deshaun Watson to Randall Cobb	1	TD
12/27	IND	26	Philip Rivers to Michael Pittman Jr.	1	TD
12/27	IND	25	Philip Rivers to T.Y. Hilton	2	TD
11/01	at BAL	24	Lamar Jackson to Jarvis Landry	3	Downs
12/13	at BUF	23	Josh Allen to Stefan Diggs	2	FG
09/20	DEN	22	Jeff Driskel to Noah Fant	4	Downs
12/13	at BUF	22	Josh Allen to Stefan Diggs	3	TD
10/25	at TEN	21	Ryan Tannehill to A.J. Brown	4	Miss FG
09/20	DEN	20	Drew Lock to Courtland Sutton	1	Punt
09/20	DEN	20	Jeff Driskel to Jerry Jeudy	1	Punt
09/27	HOU	20	Deshaun Watson to Brandin Cooks	1	TD
09/27	HOU	20	Deshaun Watson to David Johnson	2	TD
09/27	HOU	20	Deshaun Watson to Kenny Stills	2	TD
10/11	PHI	20	Carson Wentz to Travis Fulgham	2	TD
10/25	at TEN	20	Ryan Tannehill to A.J. Brown	4	TD
11/01	at BAL	20	Gus Edwards	2	Fumble
11/08	at DAL	20	Tony Pollard	1	FG
11/08	at DAL	20	Garrett Gilbert to Cedee Lamb	2	TD
10/08	at DAL	20	Tony Pollard	2	TD
11/08	at DAL	20	Garrett Gilbert to Michael Gallup	4	Game
11/15	CIN	20	Joe Burrow to Tyler Boyd	1	Fumble
12/27	IND	20	Philip Rivers to Mo'Alie Cox	3	FG
10/18	CLE	19	Dontrell Hilliard	4	Downs
12/02	BAL	19	Justice Hill	2	Half
11/22	at JAX	18	James Robinson	2	INT
12/27	IND	18	Jonathan Taylor	3	FG
09/20	DEN	17	Melvin Gordon III	1	Fumble
10/25	at TEN	17	Derrick Henry	4	TD
09/20	DEN	16	Melvin Gordon III	1	Fumble

BIG PUNT RETURN PLAYS

MIN. 30 YARDS

Date	Opp	Gain	Player	Qtr	Result
11/08	at DAL	73	C.J. Gooden	2	Punt

BIG INTERCEPTION RETURN PLAYS

MIN. 30 YARDS

Date	Opp	Gain	Player	Qtr	Result
11/08	at DAL	64	Rico Dowdle	4	INT
11/22	at JAX	53	Daniel Thomas	2	INT
12/13	at BUF	51	Taron Johnson	2	INT
09/20	DEN	37	Justin Simmons	3	INT
01/03	at CLE	30	M.J. Stewart Jr.	3	INT

1 - result within the same drive

RUSHES						RECEPTIONS				RETURNS			
DATE	OPPONENT	GAIN	PLAYER	QTR	RESULT	GAIN	PLAYER	QTR	RESULT	GAIN	PLAYER	QTR	RESULT
09/14	at N.Y. Giants	11	Ben Roethlisberger	2	TD	28	Chase Claypool	1	FG	33	Ray-Ray McCloud (KR)	3	Punt
		14	Benny Snell Jr.	3	Punt	21	James Washington	2	TD				
		21	Benny Snell Jr.	3	FG								
		30	Benny Snell Jr.	4	TD								
09/20	Denver	11	James Conner	1	TD	84t	Chase Claypool	2	TD	49	Ray-Ray McCloud (KR)	3	INT
		59	James Conner	4	Game	21	Eric Ebron	3'	TD				
09/27	Houston	13	James Conner	1	FG	26t	JuJu Smith-Schuster	2	TD				
		20	Anthony McFarland Jr.	2	TD	24	Chase Claypool	4	Game				
		11	Anthony McFarland Jr.	3	FG								
		11	James Conner	4'	TD								
		12t	James Conner	4'	TD								
		25	James Conner	4	Game								
10/11	Philadelphia	25	James Conner	2	TD	32t	Chase Claypool	2	TD				
		58	Ray-Ray McCloud	3	TD	35t	Chase Claypool	4	TD				
10/18	Cleveland	12	James Conner	1	FG	27	James Washington	1	FG	33t	Minkah Fitzpatrick (INT)	1	INT
		14	James Conner	2	TD	36	Chase Claypool	2	TD				
		13	James Conner	2	TD	28t	James Washington	2	TD				
						23	Chase Claypool	4	TD				
10/25	at Tennessee	24	James Conner	2	FG	22	Eric Ebron	1'	TD	57	Ray-Ray McCloud (PR)	2	Punt
						21	JuJu Smith-Schuster	2'	TD				
						28	JuJu Smith-Schuster	4	INT				
11/01	at Baltimore	18	James Conner	2	Punt	24	JuJu Smith-Schuster	3	Punt	33t	Robert Spillane (INT)	1	INT
11/08	at Dallas					20	JuJu Smith-Schuster	3'	TD				
						20	JuJu Smith-Schuster	3'	TD				
						31t	JuJu Smith-Schuster	4'	TD				
						42	Diontae Johnson	4	TD				
11/15	Cincinnati	16	James Conner	1	FG	46	Diontae Johnson	1	TD	42	Ray-Ray McCloud (PR)	4	Punt
		11	James Conner	3	TD	24	JuJu Smith-Schuster	2	TD				
11/22	at Jacksonville	25	James Conner	1	Punt	22	Diontae Johnson	2	FG	37	Minkah Fitzpatrick (INT)	2	INT
		17	James Conner	2	TD	31t	Chase Claypool	2	TD				
		12	James Conner	2	INT	20	Diontae Johnson	2'	TD				
		17	James Conner	3	Punt	23	Diontae Johnson	2'	TD				
						20t	Eric Ebron	4	TD				
12/02	Baltimore	10	Benny Snell Jr.	4	TD	27	Eric Ebron	2	FG				
		13	Benny Snell Jr.	4	Game	22	Chase Claypool	2	FG				
12/07	Washington					30	James Washington	1	Punt	32	Ray-Ray McCloud (KR)	4	Downs
						30	Chase Claypool	2	Downs				
						50t	James Washington	2	TD				
						22	Eric Ebron	4	Game				
12/13	at Buffalo					20	JuJu Smith-Schuster	2	Punt				
12/21	at Cincinnati	13	Benny Snell Jr.	2	INT	37	Chase Claypool	3'	TD	30	Ray-Ray McCloud (KR)	2	INT
		29	Benny Snell Jr.	3'	FG	23t	Diontae Johnson	3'	TD				
		13	Benny Snell Jr.	3	FG	21	JuJu Smith-Schuster	4	TD				
12/27	Indianapolis	12	James Conner	4	TD	20	JuJu Smith-Schuster	2	Half				
						34	Chase Claypool	3	Downs				
						39t	Diontae Johnson	3	TD				
						25t	JuJu Smith-Schuster	4	TD				
01/03	at Cleveland	13	Joshua Dobbs	2	FG	41	Diontae Johnson	2	FG				
						26	JuJu Smith-Schuster	2	FG				
						41	Chase Claypool	3	FG				
						28t	Chase Claypool	4	TD				
						47	Diontae Johnson	4	TD				

* - result within the same drive

2020 REGULAR SEASON - 30+ YARD KICKOFF/10+ YARD PUNT/10+ YARD BLOCKED KICK RETURNS/20+ YARD INTERCEPTION/10+ YARD FUMBLE													
DATE	OPPONENT	QTR	RETURN	STEELERS PLAYER	YDS.	DOWN	RESULT	QTR	RETURN	OPP. PLAYER	YDS.	DOWN	RESULT
09/14	at N.Y. Giants	3	KO	Ray-Ray McCloud	33	NYG 5	Interception	2	Punt	Jabrill Peppers	20	NYG 35	Interception
		4	Punt	Diontae Johnson	12	PIT 25	Touchdown	2	Punt	Jabrill Peppers	11	NYG 49	Punt
09/20	Denver	1	Punt	Diontae Johnson	18	PIT 23	Punt	3	INT	Justin Simmons	37	PIT 41	Field Goal
		2	INT	Joe Haden	24	DEN 11	Field Goal						
		3	KO	Ray-Ray McCloud	49	PIT 41	Field Goal						
09/27	Houston	2	Punt	Ray-Ray McCloud	13	PIT 37	Touchdown			NONE			
		3	Punt	Ray-Ray McCloud	12	PIT 37	Punt						
10/11	Philadelphia			NONE						NONE			
10/18	Cleveland	1	INT	Minkah Fitzpatrick	33T	PIT 35	Punt			NONE			
		3	Punt	Ray-Ray McCloud	16	CLE 39	Punt						
		4	Punt	Ray-Ray McCloud	17	CLE 48	End Game						
10/25	at Tennessee	1	Punt	Ray-Ray McCloud	11	PIT 39	Touchdown			NONE			
		2	Punt	Ray-Ray McCloud	57	TEN 17	Touchdown						
		3	Punt	Ray-Ray McCloud	15	PIT 34	Field Goal						
11/01	at Baltimore	1	INT	Robert Spillane	33T	BAL 15	Touchdown	3	Punt	James Proche II	15	BAL 47	Touchdown
11/08	at Dallas			NONE				2	Punt	C.J. Goodwin	73	PIT 31	Field Goal
								4	KO	Rico Dowdle	64	PIT 1	Field Goal
11/15	Cincinnati	1	Punt	Ray-Ray McCloud	15	CIN 46	Field Goal	1	Punt	Alex Erickson	13	CIN 32	Field Goal
		4	Punt	Ray-Ray McCloud	42	CIN 15	Touchdown						
11/22	at Jacksonville	2	INT	Minkah Fitzpatrick	37	PIT 39	Touchdown	3	INT	Daniel Thomas	53	JAX 35	Punt
		1	Punt	Ray-Ray McCloud	14	50	Field Goal	3	Punt	Keelan Cole Sr.	10	JAX 31	Punt
12/02	Baltimore			NONE						NONE			
12/07	Washington	2	Punt	Ray-Ray McCloud	17	50	Touchdown			NONE			
		3	Punt	Ray-Ray McCloud	11	PIT 18	Field Goal						
		4	KO	Ray-Ray McCloud	32	WAS 28	Field Goal						
12/13	at Buffalo			NONE				2	INT	Taron Johnson	51T	BUF 35	End Half
								3	KO	Andre Roberts	35	BUF 35	Punt
								3	Punt	Andre Roberts	15	BUF 43	Touchdown
								4	KO	Andre Roberts	31	BUF 35	Interception
12/21	at Cincinnati	2	KO	Ray-Ray McCloud	30	PIT 26	Touchdown	1	Punt	Alex Erickson	11	CIN 28	Missed FG
		3	Punt	Ray-Ray McCloud	11	PIT 33	Touchdown	2	INT	Mackensie Alexander	21	CIN 26	Touchdown
12/27	Indianapolis	2	FUM	Mike Hilton	14	IND 3	Touchdown	1	Punt	Nyheim Hines	15	IND 30	Touchdown
								2	Punt	Nyheim Hines	26	IND 32	Fumble
								2	Punt	Nyheim Hines	22	PIT 43	Touchdown
01/03	at Cleveland			NONE				3	KO	D'Ernest Johnson	31	PIT 35	Punt
								3	INT	M.J. Stewart Jr.	30	PIT 20	Touchdown
TOTALS		24 - 566 (23.6), 2 TDS						20 - 584 (29.2), 1 TDS					

2020 REGULAR SEASON PITTSBURGH STEELERS DEFENSIVE SUMMARIES
(THROUGH WEEK 17)

SEPTEMBER 14, 2020
STEELERS @ NEW YORK GIANTS
W 26-16

TOP TACKLERS		SACKS		INTS		FORCED FUMBLES		RECOVERED FUMBLES	
PLAYER	NO.	PLAYER	NO.	PLAYER	NO.	PLAYER	NO.	PLAYER	NO.
T. Edmunds	8	M. Hilton	1.0	C. Heyward	1				
D. Bush	7	S. Tuitt	1.0	T. Watt	1				
J. Haden	6	V. Williams	1.0						
M. Hilton	5								
V. Williams	5								
T. Alualu	4								
B. Dupree	4								
S. Nelson	4								
M. Fitzpatrick	2								
O. Adeniyi	1								
I. Buggs	1								
C. Heyward	1								
A. Highsmith	1								
C. Sutton	1								
S. Tuitt	1								
T. Watt	1								

SEPTEMBER 20, 2020
STEELERS VS. DENVER BRONCOS
W 26-21

TOP TACKLERS		SACKS		INTS		FORCED FUMBLES		RECOVERED FUMBLES	
PLAYER	NO.	PLAYER	NO.	PLAYER	NO.	PLAYER	NO.	PLAYER	NO.
M. Hilton	8	T. Watt	2.5	J. Haden	1	B. Dupree	1	M. Hilton	1
D. Bush	7	T. Alualu	1.0						
V. Williams	7	B. Dupree	1.0						
M. Fitzpatrick	6	T. Edmunds	1.0						
T. Alualu	5	M. Hilton	1.0						
T. Edmunds	4	C. Heyward	0.5						
T. Watt	4								
C. Heyward	3								
S. Nelson	3								
B. Dupree	2								
I. Buggs	1								
J. Haden	1								
C. Sutton	1								
S. Tuitt	1								
D. Watt	1								
C. Wormley	1								

SEPTEMBER 27, 2020
STEELERS VS. HOUSTON TEXANS
W 28-21

TOP TACKLERS		SACKS		INTS		FORCED FUMBLES		RECOVERED FUMBLES	
PLAYER	NO.	PLAYER	NO.	PLAYER	NO.	PLAYER	NO.	PLAYER	NO.
M. Hilton	7	B. Dupree	1.5	M. Hilton	1				
M. Fitzpatrick	5	S. Tuitt	1.0						
D. Bush	4	T. Watt	1.0						
T. Edmunds	4	V. Williams	1.0						
S. Tuitt	4	D. Bush	0.5						
T. Watt	4								
B. Dupree	3								
J. Haden	2								
C. Heyward	2								
V. Williams	2								
T. Alualu	1								
A. Highsmith	1								
S. Nelson	1								
C. Wormley	1								

OCTOBER 11, 2020
STEELERS VS. PHILADELPHIA EAGLES
W 38-29

TOP TACKLERS		SACKS		INTS		FORCED FUMBLES		RECOVERED FUMBLES	
PLAYER	NO.	PLAYER	NO.	PLAYER	NO.	PLAYER	NO.	PLAYER	NO.
M. Hilton	8	S. Tuitt	1.5	S. Nelson	2				
S. Nelson	6	C. Heyward	1.0						
T. Edmunds	5	M. Hilton	1.0						
S. Tuitt	5	T. Watt	1.0						
M. Fitzpatrick	4	B. Dupree	0.5						
J. Haden	4								
D. Bush	3								
T. Watt	3								
T. Alualu	2								
B. Dupree	2								
C. Heyward	2								
V. Williams	2								
A. Highsmith	1								

OCTOBER 18, 2020
STEELERS VS. CLEVELAND BROWNS
W 38-7

TOP TACKLERS		SACKS		INTS		FORCED FUMBLES		RECOVERED FUMBLES	
PLAYER	NO.	PLAYER	NO.	PLAYER	NO.	PLAYER	NO.	PLAYER	NO.
C. Heyward	8	B. Dupree	2.0	M. Fitzpatrick	1	S. Tuitt	1		
V. Williams	6	C. Sutton	1.0	C. Sutton	1				
D. Bush	5	D. Bush	0.5						
R. Spillane	5	S. Tuitt	0.5						
B. Dupree	4								
S. Tuitt	4								
J. Haden	3								
S. Nelson	3								
T. Watt	3								
O. Adeniyi	2								
T. Alualu	2								
T. Edmunds	2								
C. Sutton	2								
M. Fitzpatrick	1								
C. Wormley	1								

OCTOBER 25, 2020
STEELERS @ TENNESSEE TITANS
W 27-24

TOP TACKLERS		SACKS		INTS		FORCED FUMBLES		RECOVERED FUMBLES	
PLAYER	NO.	PLAYER	NO.	PLAYER	NO.	PLAYER	NO.	PLAYER	NO.
V. Williams	10	T. Watt	1.0						
J. Haden	7	V. Williams	1.0						
M. Fitzpatrick	5								
T. Watt	5								
A. Highsmith	4								
S. Nelson	4								
C. Sutton	4								
R. Spillane	3								
T. Alualu	2								
T. Edmunds	2								
C. Heyward	2								
J. Layne	1								
S. Tuitt	1								

NOVEMBER 1, 2020
STEELERS @ BALTIMORE RAVENS
W 28-24

TOP TACKLERS		SACKS		INTS		FORCED FUMBLES		RECOVERED FUMBLES	
PLAYER	NO.	PLAYER	NO.	PLAYER	NO.	PLAYER	NO.	PLAYER	NO.
R. Spillane	11	S. Tuitt	2.0	A. Highsmith	1	B. Dupree	1	R. Spillane	1
S. Tuitt	9	B. Dupree	1.0	R. Spillane	1	M. Fitzpatrick	1	V. Williams	1
M. Fitzpatrick	7	T. Watt	1.0			C. Sutton	1		
J. Haden	7								
I. Buggs	5								
C. Heyward	5								
T. Watt	5								
V. Williams	5								
B. Dupree	4								
S. Nelson	4								
T. Edmunds	2								
A. Highsmith	2								
J. Layne	2								
C. Sutton	2								

NOVEMBER 8, 2020
STEELERS @ DALLAS COWBOYS
W 24-19

TOP TACKLERS		SACKS		INTS		FORCED FUMBLES		RECOVERED FUMBLES	
PLAYER	NO.	PLAYER	NO.	PLAYER	NO.	PLAYER	NO.	PLAYER	NO.
V. Williams	8	A. Highsmith	1.0	M. Fitzpatrick	1	C. Sutton	1	M. Fitzpatrick	1
M. Fitzpatrick	6	C. Heyward	0.5						
R. Spillane	6	T. Watt	0.5						
T. Edmunds	5								
J. Haden	5								
C. Heyward	4								
S. Tuitt	4								
I. Buggs	3								
C. Sutton	3								
C. Davis	2								
A. Highsmith	2								
S. Nelson	2								
M. Allen	1								
B. Dupree	1								
J. Layne	1								
H. Mondeaux	1								
T. Watt	1								

NOVEMBER 15, 2020
STEELERS VS. CINCINNATI BENGALS
W 36-10

TOP TACKLERS		SACKS		INTS		FORCED FUMBLES		RECOVERED FUMBLES	
PLAYER	NO.	PLAYER	NO.	PLAYER	NO.	PLAYER	NO.	PLAYER	NO.
T. Edmunds	8	T. Watt	2.0			C. Sutton	1	S. Nelson	1
M. Fitzpatrick	6	B. Dupree	1.0						
R. Spillane	5	R. Spillane	1.0						
J. Haden	4								
C. Sutton	4								
T. Watt	4								
V. Williams	4								
T. Alualu	3								
B. Dupree	3								
A. Brooks Jr.	2								
S. Davis	2								
C. Heyward	2								
S. Nelson	2								
S. Tuitt	2								
M. Allen	1								
C. Davis	1								
A. Highsmith	1								
R. McCloud	1								
A. Williamson	1								

NOVEMBER 22, 2020
STEELERS @ JACKSONVILLE JAGUARS
W 27-3

TOP TACKLERS		SACKS		INTS		FORCED FUMBLES		RECOVERED FUMBLES	
PLAYER	NO.	PLAYER	NO.	PLAYER	NO.	PLAYER	NO.	PLAYER	NO.
M. Fitzpatrick	5	B. Dupree	1.0	T. Edmunds	2	S. Tuitt	1		
C. Heyward	5	S. Tuitt	1.0	M. Fitzpatrick	2				
V. Williams	5								
T. Edmunds	4								
R. Spillane	4								
B. Dupree	3								
J. Haden	3								
C. Sutton	3								
A. Highsmith	2								
T. Watt	2								
O. Adeniyi	1								
S. Davis	1								
M. Hilton	1								
S. Nelson	1								
J. Pierre	1								
S. Tuitt	1								

DECEMBER 2, 2020
STEELERS VS. BALTIMORE RAVENS
W 19-14

TOP TACKLERS		SACKS		INTS		FORCED FUMBLES		RECOVERED FUMBLES	
PLAYER	NO.	PLAYER	NO.	PLAYER	NO.	PLAYER	NO.	PLAYER	NO.
R. Spillane	6	T. Watt	2.0	J. Haden	1			V. Williams	1
T. Watt	6	C. Heyward	1.0						
B. Dupree	5								
T. Edmunds	4								
M. Fitzpatrick	3								
J. Haden	2								
C. Heyward	2								
M. Hilton	2								
H. Mondeaux	2								
V. Williams	2								
A. Williamson	2								
C. Wormley	2								
M. Allen	1								
T. Alualu	1								
S. Davis	1								
A. Highsmith	1								
S. Nelson	1								
C. Sutton	1								

DECEMBER 7, 2020
STEELERS VS. WASHINGTON
L 23-17

TOP TACKLERS		SACKS		INTS		FORCED FUMBLES		RECOVERED FUMBLES	
PLAYER	NO.	PLAYER	NO.	PLAYER	NO.	PLAYER	NO.	PLAYER	NO.
A. Williamson	9	R. Spillane	1.0			T. Watt	1		
V. Williams	7	S. Tuitt	1.0						
M. Hilton	6	T. Watt	1.0						
T. Watt	6								
T. Edmunds	5								
A. Highsmith	5								
J. Layne	5								
T. Alualu	4								
J. Haden	4								
M. Fitzpatrick	3								
C. Heyward	3								
R. Spillane	3								
C. Sutton	3								
S. Tuitt	3								
O. Adeniyi	2								
C. Wormley	1								

DECEMBER 13, 2020
STEELERS @ BUFFALO BILLS
L 26-15

TOP TACKLERS		SACKS		INTS		FORCED FUMBLES		RECOVERED FUMBLES	
PLAYER	NO.	PLAYER	NO.	PLAYER	NO.	PLAYER	NO.	PLAYER	NO.
A. Williamson	11	T. Alualu	1.0	M. Hilton	1	T. Alualu	1	C. Sutton	1
M. Allen	8					M. Hilton	1		
T. Edmunds	8								
M. Fitzpatrick	6								
S. Nelson	6								
M. Hilton	5								
T. Alualu	4								
C. Heyward	3								
U. Gilbert III	2								
C. Sutton	2								
T. Watt	2								
O. Adeniyi	1								
A. Highsmith	1								
J. Layne	1								

DECEMBER 21, 2020
STEELERS @ CINCINNATI BENGALS
L 27-17

TOP TACKLERS		SACKS		INTS		FORCED FUMBLES		RECOVERED FUMBLES	
PLAYER	NO.	PLAYER	NO.	PLAYER	NO.	PLAYER	NO.	PLAYER	NO.
M. Fitzpatrick	7	S. Tuitt	1.0						
C. Heyward	7	T. Watt	1.0						
A. Williamson	7								
M. Allen	6								
T. Alualu	5								
A. Highsmith	5								
S. Tuitt	5								
T. Watt	4								
T. Edmunds	3								
M. Hilton	3								
J. Haden	2								
S. Nelson	2								

DECEMBER 27, 2020
STEELERS VS. INDIANAPOLIS COLTS
W 28-24

TOP TACKLERS		SACKS		INTS		FORCED FUMBLES		RECOVERED FUMBLES	
PLAYER	NO.	PLAYER	NO.	PLAYER	NO.	PLAYER	NO.	PLAYER	NO.
A. Williamson	14	T. Watt	2.0	M. Hilton	1	T. Watt	1	M. Hilton	1
M. Fitzpatrick	8	C. Heyward	1.0						
A. Highsmith	7	S. Tuitt	1.0						
S. Nelson	6	A. Williamson	1.0						
C. Heyward	5								
V. Williams	5								
T. Edmunds	4								
M. Hilton	4								
T. Alualu	3								
T. Watt	3								
C. Davis	2								
J. Haden	2								
S. Tuitt	2								
C. Sutton	1								

JANUARY 3, 2021
STEELERS @ CLEVELAND BROWNS
L 24-22

TOP TACKLERS		SACKS		INTS		FORCED FUMBLES		RECOVERED FUMBLES	
PLAYER	NO.	PLAYER	NO.	PLAYER	NO.	PLAYER	NO.	PLAYER	NO.
A. Highsmith	9	J. Elliott	1.0						
A. Williamson	8	A. Highsmith	1.0						
M. Allen	7	S. Tuitt	1.0						
S. Davis	6	C. Wormley	1.0						
M. Fitzpatrick	5								
J. Elliott	4								
S. Nelson	3								
S. Tuitt	3								
T. Alualu	2								
C. Sutton	2								
V. Williams	2								
C. Wormley	2								
O. Adeniyi	1								
I. Buggs	1								
C. Davis	1								
M. Hilton	1								
H. Mondeaux	1								

2020 REGULAR SEASON STEELERS GAME-BY-GAME OFFENSE																		
	09/14	09/20	09/27	10/11	10/18	10/25	11/01	11/08	11/15	11/22	12/02	12/07	12/13	12/21	12/27	01/03		
	@ NYG	DEN	HOU	PHI	CLE	@ TEN	@ BAL	@ DAL	CIN	@ JAX	BAL	WAS	@ BUF	@ CIN	IND	@ CLE	Totals	
FIRST DOWNS																		
Total	19	19	25	25	18	23	19	20	22	23	22	17	14	12	26	18	322	
Rushing	5	4	10	7	12	6	3	2	7	5	1	3	5	4	5	8	81	
Passing	14	15	13	13	5	15	11	15	17	12	16	13	10	6	18	13	206	
Penalty	0	0	2	5	1	2	5	3	3	4	1	3	1	1	4	0	35	
THIRD DOWNS																		
Attempts	15	12	18	15	14	18	9	13	16	17	14	15	10	16	11	17	230	
Converted	8	2	8	11	5	13	3	5	6	7	6	6	1	4	4	8	97	
Percentage	53.3%	16.7%	44.4%	73.3%	35.7%	72.2%	33.3%	38.5%	37.5%	41.2%	42.9%	40.0%	10.0%	25.0%	36.4%	47.1%	42.2%	
FOURTH DOWNS																		
Attempts	1	2	2	0	2	0	0	2	0	1	2	2	0	2	1	2	19	
Converted	1	1	2	0	2	0	0	0	0	1	0	0	0	1	0	2	10	
Percentage	100.0%	50.0%	100.0%	0	100.0%	0	0	0.0%	0	100.0%	0.0%	0.0%	0	50.0%	0.0%	100.0%	52.6%	
TOT. OFFENSE																		
Net Yards	349	410	387	367	277	362	221	355	377	373	334	326	224	244	354	394	5,354	
Plays	64	64	76	67	62	74	50	63	66	73	71	67	55	62	64	65	1,043	
Avg./Play	5.5	6.4	5.1	5.5	4.5	4.9	4.4	5.6	5.7	5.1	4.7	4.9	4.1	3.9	5.5	6.1	5.1	
RUSHING																		
Net Yards	141	109	169	136	129	94	48	46	44	106	68	21	47	86	22	85	1,351	
Rush. Att.	30	22	38	32	37	25	16	18	20	27	20	14	17	23	14	20	373	
Avg./Att.	4.7	5.0	4.4	4.3	3.5	3.8	3.0	2.6	2.2	3.9	3.4	1.5	2.8	3.7	1.6	4.3	3.6	
PASSING																		
Net Yards	208	301	218	231	148	268	173	309	333	267	266	305	177	158	332	309	4,003	
Attempts	32	41	36	34	23	49	32	45	46	46	51	53	37	38	49	44	656	
Completions	21	29	23	27	15	32	21	31	27	32	36	33	21	20	34	26	428	
Intercepted	0	1	0	0	0	3	0	0	0	1	1	1	2	1	0	1	11	
Gross Yards	229	311	237	239	168	268	182	309	333	267	266	305	187	170	341	317	4,129	
Sacked	2.0	1.0	2.0	1.0	2.0	0.0	2.0	0.0	0.0	0.0	0.0	0.0	1.0	1.0	1.0	1.0	14.0	
Yards Lost	21	10	19	8	20	0	9	0	0	0	0	0	10	12	9	8	126	
ADVANCES																		
Rushes	30	22	38	32	37	25	16	18	20	27	20	14	17	23	14	20	373	
Completions	21	29	23	27	15	32	21	31	27	32	36	33	21	20	34	26	428	
Totals	51	51	61	59	52	57	37	49	47	59	56	47	38	43	48	46	801	
Total Drives	10	14	11	10	12	11	10	11	14	13	10	14	13	14	13	9	189	
PENALTIES																		
Number	3	10	2	8	6	8	3	3	6	6	5	6	3	4	6	2	81	
Yards	21	89	14	86	45	69	30	16	45	42	40	45	55	30	49	15	691	
FUMBLES																		
Number	3	2	1	1	0	2	3	0	0	0	3	2	1	3	1	0	22	
Lost	1	1	0	1	0	0	1	0	0	0	1	0	0	2	0	0	7	
PUNTING																		
Yards	183	209	177	83	209	100	253	203	345	216	177	266	318	313	288	130	3,470	
Punts	4	5	4	2	5	2	6	4	7	5	4	6	8	6	6	3	77	
Net Avg.	36.0	34.8	40.0	41.0	36.6	47.5	39.7	30.3	44.6	37.2	42.0	42.8	37.9	46.0	37.5	42.0	39.6	
Gross Avg.	45.8	41.8	44.3	41.5	41.8	50.0	42.2	50.8	49.3	43.2	44.3	44.3	39.8	52.2	48.0	43.3	45.1	
SCORING																		
Points	26	26	28	38	38	27	28	24	36	27	19	17	15	17	28	22	416	
Q1	3	7	3	7	10	7	7	0	12	0	6	0	0	0	0	0	62	
Q2	13	10	14	10	14	17	0	9	10	17	6	14	7	0	7	6	154	
Q3	0	0	3	14	7	3	14	0	7	0	0	0	0	10	7	3	68	
Q4	10	9	8	7	7	0	7	15	7	10	7	3	8	7	14	13	132	
OT	0	0	0	0	0	0	0	0	0	0	0	0	0	0	0	0	0	
TD Rushing	0	1	1	2	3	1	1	0	0	1	0	0	0	1	1	0	12	
TD Passing	3	2	2	3	1	2	2	3	4	2	1	2	2	1	3	2	35	
TD KO Returns	0	0	0	0	0	0	0	0	0	0	0	0	0	0	0	0	0	
TD Punt Returns	0	0	0	0	0	0	0	0	0	0	0	0	0	0	0	0	0	
TD Sp. Teams	0	0	0	0	0	0	0	0	0	0	0	0	0	0	0	0	0	
TD Def. Returns	0	0	0	0	1	0	1	0	0	0	1	0	0	0	0	0	3	
FG Attempts	2	1	2	1	1	2	0	2	3	3	2	1	0	1	0	3	24	
FG Made	2	1	2	1	1	2	0	2	3	2	2	1	0	1	0	3	23	
Safety	0	1	0	0	0	0	0	0	0	0	0	0	0	0	0	0	1	
2-PT Attempts	0	0	1	0	0	0	0	1	1	0	0	0	1	0	0	1	5	
2-PT Made	0	0	1	0	0	0	0	0	0	0	0	0	1	0	0	0	2	
Time of Possession	31:44	29:29	36:51	34:43	34:06	36:37	24:38	26:36	30:28	36:29	33:39	29:34	24:45	27:57	27:32	27:50	492:58	

2020 REGULAR SEASON STEELERS GAME-BY-GAME DEFENSE																		
	09/14	09/20	09/27	10/11	10/18	10/25	11/01	11/08	11/15	11/22	12/02	12/07	12/13	12/21	12/27	01/03		
	@						@	@		@			@	@		@		
	NYG	DEN	HOU	PHI	CLE	TEN	BAL	DAL	CIN	JAX	BAL	WAS	BUF	CIN	IND	CLE	Totals	
FIRST DOWNS																		
Total	20	23	13	20	12	15	25	19	16	14	10	18	21	13	21	21	281	
Rushing	2	5	1	4	2	5	13	9	7	4	8	4	5	7	10	8	94	
Passing	16	12	12	14	8	8	11	10	9	8	1	12	13	6	10	13	163	
Penalty	2	6	0	2	2	2	1	0	0	2	1	2	3	0	1	0	24	
THIRD DOWNS																		
Attempts	15	15	12	14	12	13	15	17	13	13	13	17	14	14	13	12	222	
Converted	8	5	5	10	1	5	8	8	0	4	3	4	7	4	5	6	83	
Percentage	53.3%	33.3%	41.7%	71.4%	8.3%	38.5%	53.3%	47.1%	0.0%	30.8%	23.1%	23.5%	50.0%	28.6%	38.5%	50.0%	37.4%	
FOURTH DOWNS																		
Attempts	1	2	0	1	3	1	2	1	3	1	1	1	0	0	1	2	20	
Converted	1	0	0	0	0	0	1	0	2	0	1	0	0	0	0	0	5	
Percentage	100.0%	0.0%	0	0.0%	0.0%	0.0%	50.0%	0.0%	66.7%	0.0%	100.0%	0.0%	0	0	0.0%	0.0%	25.0%	
TOT. OFFENSE																		
Net Yards	291	319	260	336	220	292	457	364	324	206	219	318	334	230	365	358	4,893	
Plays	64	72	47	57	54	56	79	71	65	56	49	70	71	56	67	62	996	
Avg./Play	4.5	4.4	5.5	5.9	4.1	5.2	5.8	5.1	5.0	3.7	4.5	4.5	4.7	4.1	5.4	5.8	4.9	
RUSHING																		
Net Yards	29	104	29	94	75	82	265	144	139	73	129	45	104	152	127	192	1,783	
Rush. Att.	20	26	15	16	22	23	47	31	21	17	28	21	27	41	28	31	414	
Avg./Att.	1.5	4.0	1.9	5.9	3.4	3.6	5.6	4.6	6.6	4.3	4.6	2.1	3.9	3.7	4.5	6.2	4.3	
PASSING																		
Net Yards	262	215	231	242	145	210	192	220	185	133	90	273	230	78	238	166	3,110	
Attempts	41	39	27	36	28	31	28	38	40	37	18	46	43	13	34	27	526	
Completions	26	19	19	21	15	18	13	21	21	16	9	31	24	7	21	17	298	
Intercepted	2	1	1	2	2	0	2	1	0	4	1	0	1	0	1	0	18	
Gross Yards	279	276	264	276	165	220	208	243	213	151	110	296	238	89	270	196	3,494	
Sacked	3.0	7.0	5.0	4.0	2.0	4.0	2.0	4.0	2.0	4.0	3.0	3.0	1.0	2.0	5.0	4.0	56.0	
Yards Lost	17	61	33	34	20	10	16	23	28	18	20	23	8	11	32	30	384	
ADVANCES																		
Rushes	20	26	15	16	22	23	47	31	21	17	28	21	27	41	28	31	414	
Completions	26	19	19	21	15	18	13	21	21	16	9	31	24	7	21	17	298	
Totals	46	45	34	37	37	41	60	52	42	33	37	52	51	48	49	48	712	
Total Drives	11	13	10	10	12	10	12	11	14	12	12	13	12	14	12	10	188	
PENALTIES																		
Number	4	4	4	9	7	7	9	7	6	8	7	9	7	2	9	4	103	
Yards	25	30	49	84	55	73	110	70	65	105	86	62	48	16	83	19	980	
FUMBLES																		
Number	0	2	0	0	1	1	4	1	2	1	1	1	3	0	1	0	18	
Lost	0	1	0	0	0	0	2	1	2	0	1	0	1	0	1	0	9	
PUNTING																		
Yards	193	169	291	100	242	242	119	79	401	324	321	322	228	319	212	139	3,701	
Punts	5	4	6	2	6	4	3	2	9	6	7	7	5	7	5	3	81	
Net Avg.	36.0	36.0	44.3	44.0	34.2	39.8	38.0	39.5	37.9	47.5	45.0	42.0	45.6	42.9	38.2	45.3	41.0	
Gross Avg.	38.6	42.3	48.5	50.0	40.3	60.5	39.7	39.5	44.6	54.0	45.9	46.0	45.6	45.6	42.4	46.3	45.7	
SCORING																		
Points	16	21	21	29	7	24	24	19	10	3	14	23	26	27	24	24	312	
Q1	3	0	7	7	0	0	7	3	0	3	7	0	0	3	7	7	54	
Q2	7	3	14	7	7	7	10	10	7	0	0	3	9	14	14	3	115	
Q3	0	11	0	8	0	10	0	6	0	0	0	7	14	0	3	7	66	
Q4	6	7	0	7	0	7	7	0	3	0	7	13	3	10	0	7	77	
OT	0	0	0	0	0	0	0	0	0	0	0	0	0	0	0	0	0	
TD Rushing	0	0	1	2	0	1	1	0	0	0	1	1	0	2	2	2	13	
TD Passing	2	2	2	2	1	2	2	1	1	0	1	1	2	1	1	1	22	
TD KO Returns	0	0	0	0	0	0	0	0	0	0	0	0	0	0	0	0	0	
TD Punt Returns	0	0	0	0	0	0	0	0	0	0	0	0	0	0	0	0	0	
TD Sp. Teams	0	0	0	0	0	0	0	0	0	0	0	0	1	0	0	0	1	
TD Def. Returns	0	0	0	0	0	0	0	0	0	0	0	0	0	0	0	0	0	
FG Attempts	1	3	0	1	0	2	1	4	1	1	0	3	2	3	1	1	24	
FG Made	1	2	0	0	0	1	1	4	1	1	0	3	2	2	1	1	20	
Safety	0	0	0	0	0	0	0	0	0	0	0	0	0	0	0	0	0	
2-PT Attempts	1	1	0	1	0	0	0	0	0	0	0	0	0	0	0	0	3	
2-PT Made	0	1	0	1	0	0	0	0	0	0	0	0	0	0	0	0	2	
Time of Possession	28:16	30:31	23:09	25:17	25:54	23:23	35:22	33:24	29:32	23:31	26:21	30:26	35:15	32:03	32:28	32:10	467:02	

2020 REGULAR SEASON																	
		STEELERS								OPPONENT							
		FIRST HALF				SECOND HALF				FIRST HALF				SECOND HALF			
DATE	OPPONENT	PLAYS	YDS	TIME	RESULT	PLAYS	YDS	TIME	RESULT	PLAYS	YDS	TIME	RESULT	PLAYS	YDS	TIME	RESULT
09/14	at Giants	3	0	2:00	Punt	5	22	2:53	Punt	7	30	3:36	Punt	19	87	8:50	INT
09/20	Broncos	3	8	2:08	Punt	5	5	3:10	INT	6	29	2:22	Punt	10	31	3:50	FG
09/27	Texans	11	63	5:11	FG	12	62	5:06	FG	3	5	0:54	Punt	3	6	2:16	Punt
10/11	Eagles	6	1	4:06	Punt	6	75	1:59	TD	3	-8	1:57	Punt	2	0	0:17	INT
10/18	Browns	11	58	4:25	FG	8	5	5:07	Punt	3	7	1:37	INT	3	-16	2:12	Punt
10/25	at Titans	16	75	9:18	TD	7	54	2:53	FG	3	-6	1:21	Punt	3	-6	1:41	Punt
11/01	at Ravens	3	24	0:54	FUM	4	24	0:51	Punt	3	4	0:54	INT	1	0	0:05	INT
11/08	at Cowboys	9	25	4:18	Punt	3	6	1:38	Punt	12	65	6:47	FG	11	50	4:43	FG
11/15	Bengals	5	18	1:36	Punt	3	3	2:27	Punt	3	-2	1:05	Punt	4	14	1:37	Punt
11/22	at Jaguars	6	19	2:10	Miss FG	3	-1	1:39	Punt	9	52	4:03	FG	7	14	3:50	Punt
12/02	Ravens	3	5	0:58	Punt	4	44	1:34	Downs	3	5	2:18	Punt	6	24	4:23	Punt
12/07	Washington	3	9	1:35	Punt	5	3	2:29	Punt	4	21	1:34	Punt	14	82	6:44	TD
12/13	at Bills	3	5	0:59	Punt	3	-9	1:16	Punt	3	1	1:18	Punt	8	68	4:37	TD
12/21	at Bengals	3	2	1:00	Punt	4	67	1:27	TD	3	3	2:06	Punt	3	2	1:26	Punt
12/27	Colts	3	0	0:27	Punt	10	78	4:22	Downs	9	70	4:45	TD	10	65	5:37	FG
01/03	at Browns	6	24	2:50	Punt	7	52	2:51	FG	6	85	2:41	TD	6	15	3:40	Punt

2020 REGULAR SEASON - DEFENSIVE TAKEAWAYS

DATE	OPPONENT	TAKEAWAY	QTR.	SCORE	YD-LINE	RESULT
09/14	at N.Y. Giants	T. Watt INT (D. Jones) C. Heyward INT (D. Jones: touchback)	2 3	3-10 16-10	NYG-36 PIT-0	TD FG
09/20	Denver	M. Hilton FR (B. Dupree FF) J. Haden INT (J. Driskel)	1 2	0-0 14-3	PIT-33 DEN-35	TD FG
09/27	Houston	M. Hilton INT (D. Watson)	4	20-21	PIT-13	TD
10/11	Philadelphia	S. Nelson INT (C. Wentz) S. Nelson INT (C. Wentz)	3 4	24-14 38-29	PHI-26 PIT-25	TD EOG
10/18	Cleveland	M. Fitzpatrick INT (B. Mayfield) C. Sutton INT (B. Mayfield)	1 2	10-0 17-0	CLV-33 50	TD TD
10/25	at Tennessee	None				
11/01	at Baltimore	R. Spillane INT (L. Jackson) V. Williams FR (B. Dupree FF) A. Highsmith INT (L. Jackson) R. Spillane FR (M. Fitzpatrick FF)	1 1 3 4	6-0 7-7 7-17 28-24	BLT-33 PIT-4 BLT-23 PIT-6	TD Punt TD Punt
11/08	at Dallas	M. Fitzpatrick FR (C. Sutton FF) M. Fitzpatrick INT (G. Gilbert)	2 4	6-13 15-19	DAL-38 PIT-(-5)	FG FG
11/15	Cincinnati	S. Nelson FR (C. Sutton FF)	1	12-0	PIT-45	Punt
11/22	at Jacksonville	M. Fitzpatrick INT (J. Luten) T. Edmunds INT (J. Luten) T. Edmunds INT (J. Luten) M. Fitzpatrick INT (J. Luten)	2 2 4 4	10-3 17-3 20-3 27-3	PIT-2 PIT-25 PIT-41 PIT-41	TD INT TD Punt
12/02	Baltimore	V. Williams FR (R. Griffin III fumble) J. Haden INT (R. Griffin III)	1 1	0-0 6-0	BLT-22 BLT-14	INT TD
12/07	Washington	None				
12/13	at Buffalo	M. Hilton INT (J. Allen) C. Sutton FR (M. Hilton FF)	1 2	0-0 0-0	PIT-27 BUF-30	Punt TD
12/21	at Cincinnati	None				
12/27	Indianapolis	M. Hilton FR (T. Watt FF) M. Hilton INT (P. Rivers)	2 4	0-7 28-24	IND-17 PIT-12	TD Punt
01/03	at Cleveland	None				

2020 REGULAR SEASON - OFFENSIVE GIVEAWAYS

DATE	OPPONENT	TAKEAWAY	QTR.	SCORE	YD-LINE	RESULT
09/14	at N.Y. Giants	None				
09/20	Denver	B. Roethlisberger INT (J. Simmons) B. Snell Jr. fumble (S. Harris FF; K. Jackson FR)	3 4	17-3 26-14	DEN-32 DEN-44	FG TD
09/27	Houston	None				
10/11	Philadelphia	E. Ebron fumble (D. Riley FF; C. LeBlanc FR)	4	31-29	PHI-39	Missed FG
10/18	Cleveland	None				
10/25	at Tennessee	B. Roethlisberger INT (T. Smith) B. Roethlisberger INT (J. Brown) B. Roethlisberger INT (A. Hooker: touchback)	3 3 4	24-7 27-14 27-24	TEN-(-8) PIT-30 TEN-(-9)	Punt FG Missed FG
11/01	at Baltimore	C. Claypool fumble (M. Peters FF; M. Peters FR)	1	7-7	PIT-44	Fumble
11/08	at Dallas	None				
11/15	Cincinnati	None				
11/22	at Jacksonville	B. Roethlisberger INT (D. Thomas)	3	17-3	JAX-(-8)	Punt
12/02	Baltimore	B. Roethlisberger INT (T. Bowser)	1	0-0	BLT-(-5)	INT
12/07	Washington	B. Roethlisberger INT (J. Bostic)	4	17-20	PIT-25	FG
12/13	at Buffalo	B. Roethlisberger INT (T. Johnson) B. Roethlisberger INT (L. Wallace)	2 4	7-9 15-26	BUF-49 BUF-29	TD EOG
12/21	at Cincinnati	B. Roethlisberger fumble (J. Bynes FR) J. Smith-Schuster fumble (V. Bell FF; J. Evans FR) B. Roethlisberger INT (M. Alexander)	1 1 2	0-0 0-3 0-10	PIT-20 PIT-38 CIN-38	FG TD TD
12/27	Indianapolis	None				
01/03	at Cleveland	M. Rudolph INT (M. Stewart Jr.)	3	9-17	50	TD

2020 REGULAR SEASON - SPECIAL TEAMS/MISC TAKEAWAYS

DATE	OPPONENT	TAKEAWAY	QTR.	SCORE	YD-LINE	RESULT
11/15	Cincinnati	B. Snell Jr. FR (O. Adeniyi FF)	1	0-0	CIN-32	FG

2020 REGULAR SEASON - SPECIAL TEAMS/MISC GIVEAWAYS

DATE	OPPONENT	TAKEAWAY	QTR.	SCORE	YD-LINE	RESULT
09/14	at N.Y. Giants	D. Johnson, D. Downs FR	1	0-0	PIT-3	FG
12/02	Baltimore	R. McCloud fumble (D. Harris FF; A. Levine Sr. FR)	1	6-0	PIT-16	TD

2020 REGULAR SEASON - TURNOVERS

Offense:	16 Giveaways 46 Points (5 TD, 4 FG)	Ratio
Defense:	26 Takeaways 102 Points (13 TD, 4 FG)	+9 (27 takes, 18 gives)
Special Teams:	2 Giveaways 10 Points (1 TD, 1 FG) 1 Takeaway 3 Points (0 TD, 1 FG)	Points Off Turnovers Ratio +49 (105 scored, 56 allowed)

2020 POSTSEASON - DEFENSIVE TAKEAWAYS						
DATE	OPPONENT	TAKEAWAY	QTR.	SCORE	YD-LINE	RESULT
01/10	Cleveland	None				

2020 POSTSEASON - OFFENSIVE GIVEAWAYS						
DATE	OPPONENT	TAKEAWAY	QTR.	SCORE	YD-LINE	RESULT
01/10	Cleveland	M. Pouncey fumble (K. Joseph FR)	1	0-7	PIT-(-2)	TD
		B. Roethlisberger INT (M. Stewart Jr.)	1	0-7	PIT-49	TD
		B. Roethlisberger INT (S. Redwine)	1	0-21	PIT-45	TD
		B. Roethlisberger INT (P. Gustin)	2	0-28	CLV-47	Punt
		B. Roethlisberger INT (S. Takitaki)	4	29-45	PIT-48	FG

2020 POSTSEASON - TURNOVERS		
Offense:	5 Giveaways 24 Points (3 TD, 1 FG)	Ratio
Defense:	0 Takeaways 0 Points (0 TD, 0 FG)	-5 (0 takes, 5 gives)
Special Teams:	0 Giveaways 0 Points (0 TD, 0 FG)	Points Off Turnovers Ratio
	0 Takeaways 0 Points (0 TD, 0 FG)	-24 (0 scored, 24 allowed)

		FORCED TURNOVERS			TURNOVERS CONVERTED					OUTCOME	
DATE	OPPONENT	FUM	INTS	TOTAL	TD	FG	PTS.	PTS. PCT.	TD PCT.	NET DIFF.	RESULT
09/14	Pittsburgh	0	2	2	1	1	9	100.0	50.0	+1	W
	at N.Y. Giants	1	0	1	0	1	3	100.0	0.0	-1	L
09/20	Pittsburgh	1	1	2	1	1	10	100.0	50.0	0	W
	Denver	1	1	2	1	1	10	100.0	50.0	0	L
09/27	Pittsburgh	0	1	1	1	0	8	100.0	100.0	+1	W
	Houston	0	0	0	0	0	0	0.0	0.0	-1	L
10/11	Pittsburgh	0	2	2	1	0	7	50.0	100.0	+1	W
	Philadelphia	1	0	1	0	0	0	0.0	0.0	-1	L
10/18	Pittsburgh	0	2	2	2	0	14	100.0	100.0	+2	W
	Cleveland	0	0	0	0	0	0	0.0	0.0	-2	L
10/25	Pittsburgh	0	0	0	0	0	0	0.0	0.0	-3	W
	at Tennessee	0	3	3	0	1	3	33.3	0.0	+3	L
11/01	Pittsburgh	2	2	4	2	0	14	50.0	100.0	+3	W
	at Baltimore	1	0	1	0	0	0	0.0	0.0	-3	L
11/08	Pittsburgh	1	1	2	0	2	6	100.0	0.0	+2	W
	at Dallas	0	0	0	0	0	0	0.0	0.0	-2	L
11/15	Pittsburgh	2	0	2	0	1	3	50.0	0.0	+2	W
	Cincinnati	0	0	0	0	0	0	0.0	0.0	-2	L
11/22	Pittsburgh	0	4	4	2	0	14	50.0	100.0	+3	W
	at Jacksonville	0	1	1	0	0	0	0.0	0.0	-3	L
12/02	Pittsburgh	1	1	2	1	0	6	50.0	100.0	0	W
	Baltimore	1	1	2	1	0	7	50.0	100.0	0	L
12/07	Pittsburgh	0	0	0	0	0	0	0.0	0.0	-1	L
	Washington	0	1	1	0	1	3	100.0	0.0	+1	W
12/13	Pittsburgh	1	1	2	1	0	7	50.0	100.0	0	L
	at Buffalo	0	2	2	1	0	6	50.0	100.0	0	W
12/21	Pittsburgh	0	0	0	0	0	0	0.0	0.0	-3	L
	at Cincinnati	2	1	3	2	1	17	100.0	66.7	+3	W
12/27	Pittsburgh	1	1	2	1	0	7	50.0	100.0	+2	W
	Indianapolis	0	0	0	0	0	0	0.0	0.0	-2	L
01/03	Pittsburgh	0	0	0	0	0	0	0.0	0.0	-1	L
	at Cleveland	0	1	1	1	0	7	100.0	100.0	+1	W
STEELERS		9	18	27	13	5	105	66.7	72.2	+9	12-4
OPPONENTS		7	11	18	6	5	56	61.1	54.5	-9	4-12
		FORCED TURNOVERS			TURNOVERS CONVERTED					OUTCOME	
DATE	OPPONENT	FUM	INTS	TOTAL	TD	FG	PTS.	PTS. PCT.	TD PCT.	NET DIFF.	RESULT
01/10	Pittsburgh	0	0	0	0	0	0	0.0	0.0	-5	L
	Cleveland	1	4	5	3	1	24	80.0	75.0	+5	W
STEELERS		0	0	0	0	0	0	0.0	0.0	-5	0-1
OPPONENTS		1	4	5	3	1	24	80.0	75.0	+5	1-0

2020 REGULAR SEASON																			
NFL								AFC											
OFFENSE				DEFENSE				OFFENSE				DEFENSE							
DATE	OPPONENT	TOTAL RUSH	PASS	SCORED	TOTAL RUSH	PASS	*POINTS SCORED	DATE	OPPONENT	TOTAL RUSH	PASS	SCORED	TOTAL RUSH	PASS	*POINTS SCORED				
09/14	at N.Y. Giants	21	8	T-21	13	7	1	24	T-5	09/14	at N.Y. Giants	10	4	8	6	4	1	13	T-5
09/20	Denver	14	14	10	14	T-2	1	14	T-6	09/20	Denver	7	8	4	6	T-2	1	7	3
09/27	Houston	13	10	17	T-15	2	1	12	5	09/27	Houston	7	6	7	T-7	2	1	7	4
	[bye]	14	8	19	T-12	2	1	12	5		[bye]	7	4	10	T-6	2	1	5	4
10/11	Philadelphia	15	8	19	10	3	2	15	6	10/11	Philadelphia	7	4	10	6	2	1	6	3
10/18	Cleveland	21	9	24	4	2	2	8	3	10/18	Cleveland	10	6	11	2	1	1	3	2
10/25	at Tennessee	21	11	23	6	1	2	6	6	10/25	at Tennessee	10	6	11	3	1	1	3	4
11/01	at Baltimore	25	16	24	5	5	5	7	6	11/01	at Baltimore	13	8	11	2	2	2	3	5
11/08	at Dallas	25	19	22	5	6	9	5	T-4	11/08	at Dallas	13	9	10	2	2	3	2	T-3
11/15	Cincinnati	24	24	18	T-4	6	9	5	3	11/15	Cincinnati	12	11	7	2	2	3	2	2
11/22	at Jacksonville	21	21	18	4	4	7	3	1	11/22	at Jacksonville	10	10	7	2	2	2	1	1
12/02	Baltimore	22	25	16	6	3	8	1	1	12/02	Baltimore	10	12	6	3	1	2	1	1
12/07	Washington	21	29	14	7	3	6	2	1	12/07	Washington	9	14	6	3	1	1	1	1
12/13	at Buffalo	23	31	16	12	3	6	2	1	12/13	at Buffalo	11	15	7	7	1	2	1	1
12/21	at Cincinnati	25	31	17	13	2	8	2	2	12/21	at Cincinnati	12	15	7	8	1	2	1	2
12/27	Indianapolis	24	32	16	12	2	8	2	2	12/27	Indianapolis	11	16	7	7	1	2	1	2
01/03	at Cleveland	T-24	32	15	12	3	11	3	3	01/03	at Cleveland	12	16	7	7	1	4	1	2

*Points per game

2020 POSTSEASON																			
NFL								AFC											
		OFFENSE				DEFENSE				OFFENSE				DEFENSE					
DATE	OPPONENT	TOTAL RUSH		PASS	*POINTS SCORED	TOTAL RUSH		PASS	*POINTS SCORED	DATE	OPPONENT	TOTAL RUSH		PASS	*POINTS SCORED				
01/10	Cleveland	1	10	1	2	7	7	7	12	01/10	Cleveland	1	5	1	2	2	4	3	6

*Points per game

DATE	OPP.	CAMERON HEYWARD												ALEX HIGHSMITH												MIKE HILTON													
		S	A	TK	TFL	Y	SK	SKY	INT	FR	FF	PR	PD	S	A	TK	TFL	Y	SK	SKY	INT	FR	FF	PR	PD	S	A	TK	TFL	Y	SK	SKY	INT	FR	FF	PR	PD		
09/14	at N.Y. Giants	1	0	1	0	0	0.0	0	0	0	0	0	1	1	0	1	0	0	0.0	0	0	0	0	0	0	0	3	2	5	1	9	1.0	9.0	0	0	0	2	1	
09/20	Denver	1	2	3	1	2	0.5	4.0	0	0	0	4	0	0	0	0	0	0	0.0	0	0	0	0	0	0	0	8	0	8	2	10	1.0	8.0	0	0	1	0	2	1
09/27	Houston	2	0	2	0	0	0.0	0	0	0	0	1	0	1	0	1	1	1	0.0	0	0	0	0	0	0	0	7	0	7	1	1	0.0	0	1	0	0	0	1	
10/11	Philadelphia	2	0	2	1	5	1.0	5.0	0	0	0	1	0	1	0	1	0	0	0.0	0	0	0	0	0	0	0	8	0	8	1	8	1.0	8.0	0	0	0	0	1	0
10/18	Cleveland	6	2	8	1	0	0.0	0	0	0	0	1	0	0	0	0	0	0	0.0	0	0	0	0	0	0	0	0	0	0	0	0	0.0	0	0	0	0	0	0	0
10/25	at Tennessee	0	2	2	0	0	0.0	0	0	0	0	1	0	3	1	4	0	0	0.0	0	0	0	0	0	0	0	ON INACTIVE LIST												
11/01	at Baltimore	4	1	5	0	0	0.0	0	0	0	0	0	0	2	2	0	0	0	0.0	0	1	0	0	0	1	0	ON INACTIVE LIST												
11/08	at Dallas	3	1	4	1	2	0.5	8.5	0	0	0	3	0	2	0	2	1	6	1.0	6.0	0	0	0	1	0	ON INACTIVE LIST													
11/15	Cincinnati	0	2	2	0	0	0.0	0	0	0	0	2	0	1	0	1	1	1	0.0	0	0	0	0	0	0	ON INACTIVE LIST													
11/22	at Jacksonville	1	4	5	0	0	0.0	0	0	0	0	1	0	2	0	2	0	0	0.0	0	0	0	0	0	0	0	0	1	1	0	0	0.0	0	0	0	0	0	0	0
12/02	Baltimore	1	1	2	1	8	1.0	8.0	0	0	0	1	0	0	1	1	0	0	0.0	0	0	0	0	0	0	0	2	0	2	0	0	0.0	0	0	0	0	0	0	0
12/07	Washington	1	2	3	0	0	0.0	0	0	0	0	2	1	2	3	5	0	0	0.0	0	0	0	0	0	0	0	5	1	6	2	5	0.0	0	0	0	0	0	0	1
12/13	at Buffalo	2	1	3	0	0	0.0	0	0	0	0	0	1	1	0	1	1	4	0.0	0	0	0	0	0	0	1	3	2	5	1	1	0.0	0	0	1	0	1	0	1
12/21	at Cincinnati	4	3	7	1	0	0.0	0	0	0	0	0	0	3	2	5	0	0	0.0	0	0	0	0	0	1	0	2	1	3	0	0	0.0	0	0	0	0	0	0	0
12/27	Indianapolis	2	3	5	1	3	1.0	3.0	0	0	0	2	0	3	4	7	0	0	0.0	0	0	0	0	0	2	0	2	2	4	0	0	0.0	0	0	1	1	0	0	2
01/03	at Cleveland	ON INACTIVE LIST												6	3	9	1	0	1.0	10.0	0	0	0	0	1	0	1	0	1	0	0	0	0	0	0	0	0	0	0
TOTALS		30	24	54	7	20	4.0	28.5	1	0	0	19	3	26	16	42	5	22	2.0	16.0	1	0	0	6	1	41	9	50	8	34	3.0	25.0	3	2	1	5	7	0	

DATE	OPP.	JUSTIN LAYNE												STEVEN NELSON												JAMES PIERRE																				
		S	A	TK	TFL	Y	SK	SKY	INT	FR	FF	PR	PD	S	A	TK	TFL	Y	SK	SKY	INT	FR	FF	PR	PD	S	A	TK	TFL	Y	SK	SKY	INT	FR	FF	PR	PD									
09/14	at N.Y. Giants	0	0	0	0	0	0.0	0	0	0	0	0	0	3	1	4	0	0	0.0	0	0	0	0	0	0	0	0	0	0	0	0.0	0	0	0.0	0	0	0	0	0	0						
09/20	Denver	0	0	0	0	0	0.0	0	0	0	0	0	0	2	1	3	0	0	0.0	0	0	0	0	0	0	0	0	0	0	0	0.0	0	0	0.0	0	0	0	0	0	0						
09/27	Houston	0	0	0	0	0	0.0	0	0	0	0	0	0	1	0	1	0	0	0.0	0	0	0	0	0	0	0	0	0	0	0	0.0	0	0	0.0	0	0	0	0	0	0						
10/11	Philadelphia	0	0	0	0	0	0.0	0	0	0	0	0	0	5	1	6	0	0	0.0	0	0	0	0	2	0	0	0	0	0	0	0.0	0	0	0.0	0	0	0	0	0	0						
10/18	Cleveland	0	0	0	0	0	0.0	0	0	0	0	0	0	3	0	3	0	0	0.0	0	0	0	0	0	0	0	0	0	0	0	0.0	0	0	0.0	0	0	0	0	0	0						
10/25	at Tennessee	0	1	1	0	0	0.0	0	0	0	0	0	0	3	1	4	0	0	0.0	0	0	0	0	0	0	0	0	0	0	0	0.0	0	0	0.0	0	0	0	0	0	0						
11/01	at Baltimore	2	0	2	0	0	0.0	0	0	0	0	0	0	4	0	4	0	0	0.0	0	0	0	0	0	0	0	0	0	0	0	0.0	0	0	0.0	0	0	0	0	0	0						
11/08	at Dallas	1	0	1	0	0	0.0	0	0	0	0	0	0	2	0	2	0	0	0.0	0	0	0	0	0	0	0	0	0	0	0	0.0	0	0	0.0	0	0	0	0	0	0						
11/15	Cincinnati	0	0	0	0	0	0.0	0	0	0	0	0	0	2	0	2	0	0	0.0	0	0	0	1	0	1	0	0	0	0	0	0.0	0	0	0.0	0	0	0	0	0	0						
11/22	at Jacksonville	0	0	0	0	0	0.0	0	0	0	0	0	0	1	0	1	1	0	0.0	0	0	0	0	0	0	0	1	0	1	1	0.0	0	0	0.0	0	0	0	0	0	0						
12/02	Baltimore	0	0	0	0	0	0.0	0	0	0	0	0	0	1	0	1	1	0	0.0	0	0	0	0	0	0	0	0	0	0	0	0.0	0	0	0.0	0	0	0	0	0	0						
12/07	Washington	4	1	5	0	0	0.0	0	0	0	0	0	0	ON INACTIVE LIST												0	0	0	0	0	0	0	0	0	0	0	0.0	0	0	0.0	0	0	0	0	0	0
12/13	at Buffalo	0	1	1	0	0	0.0	0	0	0	0	0	0	5	1	6	0	0	0.0	0	0	0	0	0	0	3	0	0	0	0	0	0.0	0	0	0.0	0	0	0	0	0	0					
12/21	at Cincinnati	0	0	0	0	0	0.0	0	0	0	0	0	0	2	0	2	0	0	0.0	0	0	0	0	0	2	0	0	0	0	0	0.0	0	0	0.0	0	0	0	0	0	0						
12/27	Indianapolis	0	0	0	0	0	0.0	0	0	0	0	0	0	6	0	6	0	0	0.0	0	0	0	0	0	0	0	0	0	0	0	0.0	0	0	0.0	0	0	0	0	0	0						
01/03	at Cleveland	0	0	0	0	0	0.0	0	0	0	0	0	0	3	0	3	0	0	0.0	0	0	0	0	0	1	0	0	0	0	0	0.0	0	0	0.0	0	0	0	0	0	0						
TOTALS		7	3	10	0	0	0.0	0	0	0	0	0	0	43	5	48	2	1	0.0	0	0	0	2	1	0	9	1	0	1	1	1	0.0	0	0	0.0	0	0	0	0	0	0					

DATE	OPP.	ROBERT SPILLANE											CAMERON SUTTON											STEPHON TUITT														
		S	A	TK	TFL	Y	SK	SKY	INT	FR	FF	PR	PD	S	A	TK	TFL	Y	SK	SKY	INT	FR	FF	PR	PD	S	A	TK	TFL	Y	SK	SKY	INT	FR	FF	PR	PD	
09/14	at N.Y. Giants	0	0	0	0	0	0.0	0.0	0	0	0	0	0	0	1	1	0	0	0.0	0.0	0	0	0	0	0	NOT ON ROSTER												
09/20	Denver	0	0	0	0	0	0.0	0.0	0	0	0	0	0	0	1	1	0	0	0.0	0.0	0	0	0	0	0	NOT ON ROSTER												
09/27	Houston	0	0	0	0	0	0.0	0.0	0	0	0	0	0	0	0	0	0	0	0.0	0.0	0	0	0	0	0	2	2	4	1	8	1.0	8.0	0	0	0	3	0	0
10/11	Philadelphia	0	0	0	0	0	0.0	0.0	0	0	0	0	0	0	0	0	0	0	0.0	0.0	0	0	0	0	0	2	3	5	1	3	1.5	8.0	0	0	0	3	1	0
10/18	Cleveland	4	1	5	1	6	0.0	0.0	0	0	0	0	0	2	0	2	0	0	1.0	0.0	1	0	0	1	3	1	4	0	0	0.5	3.5	0	0	1	2	0	0	
10/25	at Tennessee	2	1	3	0	0	0.0	0.0	0	0	0	0	0	4	0	4	0	0	0.0	0.0	0	0	0	2	1	0	1	0	0	0.0	0.0	0	0	0	2	0	0	
11/01	at Baltimore	10	1	11	1	0	0.0	0.0	1	1	0	0	2	2	0	2	0	0	0.0	0.0	0	0	1	0	0	8	1	9	3	16	2.0	15.0	0	0	0	3	0	0
11/08	at Dallas	6	0	6	0	0	0.0	0.0	0	0	0	0	0	4	0	3	0	0	0.0	0.0	0	0	1	0	0	4	0	4	1	1	0.0	0.0	0	0	0	0	0	
11/15	Cincinnati	4	1	5	1	6	1.0	6.0	0	0	0	1	0	4	0	4	1	4	0.0	0.0	0	0	1	0	0	1	1	2	0	0	0.0	0.0	0	0	0	0	0	
11/22	at Jacksonville	3	1	4	0	0	0.0	0.0	0	0	0	0	0	2	1	3	0	0	0.0	0.0	0	0	0	0	1	1	0	1	0	0	1.0	9.0	0	0	1	1	1	
12/02	Baltimore	6	0	6	0	0	0.0	0.0	0	0	0	0	0	1	0	1	0	0	0.0	0.0	0	0	0	0	0	DID NOT PLAY												
12/07	Washington	2	1	3	1	9	1.0	9.0	0	0	0	2	2	3	0	3	0	0	0.0	0.0	0	0	0	0	1	2	1	3	1	7	1.0	7.0	0	0	0	1	0	
12/13	at Buffalo	DID NOT PLAY											2	0	2	0	0.0	0.0	0	1	0	2	0	0	0	0	0	0	0.0	0.0	0	0	0	0	0	0		
12/21	at Cincinnati	DID NOT PLAY											0	0	0	0	0.0	0.0	0	0	0	1	3	2	5	0	0	0	0.0	0.0	0	0	0	0	3	0	0	
12/27	Indianapolis	DID NOT PLAY											1	0	1	0	0.0	0.0	0	0	0	0	2	0	2	1	8	1.0	8.0	0	0	0	0	2	1	0		
01/03	at Cleveland	DID NOT PLAY											2	0	2	0	0.0	0.0	0	0	0	0	0	0	0	3	0	3	1	4	1.0	4.0	0	0	0	1	0	
TOTALS		37	6	43	4	21	2.0	15.0	1	1	0	3	4	26	3	29	1	4	1.0	0.0	1	1	3	0	8	32	11	43	9	47	10.0	62.5	0	0	2	21	3	

		AVERY WILLIAMSON										CHRIS WORMLEY														
		TF					SK					TFL														
DATE	OPP.	S	A	TK	FL	LY	SK	Y	INT	FR	FF	PR	PD	S	A	TK	FL	Y	SK	SKY	INT	FR	FF	PR	PD	
09/14	at N.Y. Giants						Jets							0	0	0	0	0	0.0	0.0	0	0	0	0	0	0
09/20	Denver						Jets							1	0	1	0	0	0.0	0.0	0	0	0	0	0	0
09/27	Houston						Jets							0	1	1	0	0	0.0	0.0	0	0	0	0	0	0
10/11	Philadelphia						Jets							0	0	0	0	0	0.0	0.0	0	0	0	0	0	0
10/18	Cleveland						Jets							0	1	1	0	0	0.0	0.0	0	0	0	0	1	0
10/25	at Tennessee						Jets							0	0	0	0	0	0.0	0.0	0	0	0	0	1	0
11/01	at Baltimore						Jets							DID NOT PLAY												
11/08	at Dallas						Jets							DID NOT PLAY												
11/15	Cincinnati	1	0	1	0	0	0.0	0.0	0	0	0	0	0	DID NOT PLAY												
11/22	at Jacksonville	0	0	0	0	0	0.0	0.0	0	0	0	0	0	0	0	0	0	0	0.0	0.0	0	0	0	0	0	
12/02	Baltimore	2	0	2	0	0	0.0	0.0	0	0	0	0	0	1	1	2	0	0	0.0	0.0	0	0	0	0	0	
12/07	Washington	6	3	9	1	0	0.0	0.0	0	0	0	0	0	0	1	1	0	0	0.0	0.0	0	0	0	0	0	
12/13	at Buffalo	9	2	11	0	0	0.0	0.0	0	0	0	0	1	0	0	0	0	0	0.0	0.0	0	0	0	0	0	
12/21	at Cincinnati	4	3	7	0	0	0.0	0.0	0	0	0	0	0	0	0	0	0	0	0.0	0.0	0	0	0	0	0	
12/27	Indianapolis	9	5	14	2	9	1.0	8.0	0	0	0	0	1	0	0	0	0	0	0.0	0.0	0	0	0	0	0	
01/03	at Cleveland	6	2	8	0	0	0.0	0.0	0	0	0	0	0	1	1	2	1	9	1.0	9.0	0	0	0	0	1	
TOTALS		37	15	52	3	9	1.0	8.0	0	0	0	0	2	3	5	8	1	9	1.0	9.0	0	0	0	0	3	

2020 REGULAR SEASON INDIVIDUAL GAME-BY-GAME STATS											
FIELD GOALS:		CHRIS BOSWELL									
DATE	OPP.	0-19	20-29	30-39	40-49	50+	TOTAL	FGM	FGA	PCT	LG
09/14	at N.Y. Giants	0/0	0/0	1/1	1/1	0/0	2/2	2	2	100.0%	41
09/20	Denver	0/0	1/1	0/0	0/0	0/0	1/1	1	1	100.0%	21
09/27	Houston	0/0	1/1	1/1	0/0	0/0	2/2	2	2	100.0%	33
10/11	Philadelphia	0/0	0/0	0/0	1/1	0/0	1/1	1	1	100.0%	41
10/18	Cleveland	0/0	0/0	1/1	0/0	0/0	1/1	1	1	100.0%	35
10/25	at Tennessee	0/0	0/0	2/2	0/0	0/0	2/2	2	2	100.0%	38
11/01	at Baltimore	0/0	0/0	0/0	0/0	0/0	0/0	0	0	0.0%	0
11/08	at Dallas	0/0	0/0	0/0	1/1	1/1	2/2	2	2	100.0%	59
11/15	Cincinnati	0/0	0/0	1/1	2/2	0/0	3/3	3	3	100.0%	45
11/22	at Jacksonville	0/0	0/0	0/0	2/3	0/0	2/3	2	3	66.7%	47
12/02	Baltimore	0/0	2/2	0/0	0/0	0/0	2/2	2	2	100.0%	27
12/07	Washington	ON INACTIVE LIST									
12/13	at Buffalo	0/0	0/0	0/0	0/0	0/0	0/0	0	0	0.0%	0
12/21	at Cincinnati	0/0	1/1	0/0	0/0	0/0	1/1	1	1	100.0%	25
12/27	Indianapolis	ON INACTIVE LIST									
01/03	at Cleveland	ON INACTIVE LIST									
TOTALS		0/0	5/5	6/6	7/8	1/1	19/20	19	20	95.0%	59

FIELD GOALS:		MATTHEW WRIGHT									
DATE	OPP.	0-19	20-29	30-39	40-49	50+	TOTAL	FGM	FGA	PCT	LG
09/14	at N.Y. Giants					NOT ON ROSTER					
09/20	Denver					NOT ON ROSTER					
09/27	Houston					NOT ON ROSTER					
10/11	Philadelphia					NOT ON ROSTER					
10/18	Cleveland					NOT ON ROSTER					
10/25	at Tennessee					NOT ON ROSTER					
11/01	at Baltimore					NOT ON ROSTER					
11/08	at Dallas					NOT ON ROSTER					
11/15	Cincinnati					NOT ON ROSTER					
11/22	at Jacksonville					NOT ON ROSTER					
12/02	Baltimore					PRACTICE SQUAD					
12/07	Washington	0/0	0/0	1/1	0/0	0/0	1/1	1	1	100.0%	37
12/13	at Buffalo					PRACTICE SQUAD					
12/21	at Cincinnati					PRACTICE SQUAD					
12/27	Indianapolis	0/0	0/0	0/0	0/0	0/0	0/0	0	0	0.0%	0
01/03	at Cleveland	0/0	1/1	0/0	2/2	0/0	3/3	3	3	100.0%	46
TOTALS		0/0	1/1	1/1	2/2	0/0	4/4	4	4	100.0%	46

2020 REGULAR SEASON INDIVIDUAL GAME-BY-GAME STATS

FUMBLE RETURNS:		MINKAH FITZPATRICK					MIKE HILTON					STEVEN NELSON					BENNY SNELL JR.				
DATE	OPP.	NO.	YDS	AVG	LG	TD	NO.	YDS	AVG	LG	TD	NO.	YDS	AVG	LG	TD	NO.	YDS	AVG	LG	TD
09/14	at N.Y. Giants	0	0	0.0	--	0	0	0	0.0	--	0	0	0	0.0	--	0	0	0	0.0	--	0
09/20	Denver	0	0	0.0	--	0	1	8	8.0	8	0	0	0	0.0	--	0	0	0	0.0	--	0
09/27	Houston	0	0	0.0	--	0	0	0	0.0	--	0	0	0	0.0	--	0	0	0	0.0	--	0
10/11	Philadelphia	0	0	0.0	--	0	0	0	0.0	--	0	0	0	0.0	--	0	0	0	0.0	--	0
10/18	Cleveland	0	0	0.0	--	0	0	0	0.0	--	0	0	0	0.0	--	0	0	0	0.0	--	0
10/25	at Tennessee	0	0	0.0	--	0	ON INACTIVE LIST					0	0	0.0	--	0	0	0	0.0	--	0
11/01	at Baltimore	0	0	0.0	--	0	ON INACTIVE LIST					0	0	0.0	--	0	0	0	0.0	--	0
11/08	at Dallas	1	-1	-1.0	-1	0	ON INACTIVE LIST					0	0	0.0	--	0	0	0	0.0	--	0
11/15	Cincinnati	0	0	0.0	--	0	ON INACTIVE LIST					1	0	0.0	--	0	1	0	0.0	--	0
11/22	at Jacksonville	0	0	0.0	--	0	0	0	0.0	--	0	0	0	0.0	--	0	0	0	0.0	--	0
12/02	Baltimore	0	0	0.0	--	0	0	0	0.0	--	0	0	0	0.0	--	0	0	0	0.0	--	0
12/07	Washington	0	0	0.0	--	0	0	0	0.0	--	0	ON INACTIVE LIST					0	0	0.0	--	0
12/13	at Buffalo	0	0	0.0	--	0	0	0	0.0	--	0	0	0	0.0	--	0	0	0	0.0	--	0
12/21	at Cincinnati	0	0	0.0	--	0	0	0	0.0	--	0	0	0	0.0	--	0	0	0	0.0	--	0
12/27	Indianapolis	0	0	0.0	--	0	1	14	14.0	14	0	0	0	0.0	--	0	0	0	0.0	--	0
01/03	at Cleveland	0	0	0.0	--	0	0	0	0.0	--	0	0	0	0.0	--	0	0	0	0.0	--	0
TOTALS		1	-1	-1.0	-1	0	2	22	11.0	14	0	1	0	0.0	0	0	1	0	0.0	0	0

FUMBLE RETURNS:		ROBERT SPILLANE					CAMERON SUTTON					VINCE WILLIAMS				
DATE	OPP.	NO.	YDS	AVG	LG	TD	NO.	YDS	AVG	LG	TD	NO.	YDS	AVG	LG	TD
09/14	at N.Y. Giants	0	0	0.0	--	0	0	0	0.0	--	0	0	0	0.0	--	0
09/20	Denver	0	0	0.0	--	0	0	0	0.0	--	0	0	0	0.0	--	0
09/27	Houston	0	0	0.0	--	0	0	0	0.0	--	0	0	0	0.0	--	0
10/11	Philadelphia	0	0	0.0	--	0	0	0	0.0	--	0	0	0	0.0	--	0
10/18	Cleveland	0	0	0.0	--	0	0	0	0.0	--	0	0	0	0.0	--	0
10/25	at Tennessee	0	0	0.0	--	0	0	0	0.0	--	0	0	0	0.0	--	0
11/01	at Baltimore	1	0	0.0	--	0	0	0	0.0	--	0	1	0	0.0	--	0
11/08	at Dallas	0	0	0.0	--	0	0	0	0.0	--	0	0	0	0.0	--	0
11/15	Cincinnati	0	0	0.0	--	0	0	0	0.0	--	0	0	0	0.0	--	0
11/22	at Jacksonville	0	0	0.0	--	0	0	0	0.0	--	0	0	0	0.0	--	0
12/02	Baltimore	0	0	0.0	--	0	0	0	0.0	--	0	1	0	0.0	--	0
12/07	Washington	0	0	0.0	--	0	0	0	0.0	--	0	0	0	0.0	--	0
12/13	at Buffalo	DID NOT PLAY					1	0	0.0	--	0	DID NOT PLAY				
12/21	at Cincinnati	DID NOT PLAY					0	0	0.0	--	0	DID NOT PLAY				
12/27	Indianapolis	DID NOT PLAY					0	0	0.0	--	0	0	0	0.0	--	0
01/03	at Cleveland	DID NOT PLAY					0	0	0.0	--	0	0	0	0.0	--	0
TOTALS		1	0	0.0	0	0	1	0	0.0	0	0	2	0	0.0	0	0

2020 REGULAR SEASON INDIVIDUAL GAME-BY-GAME STATS																
INTERCEPTION RETURNS:		TERRELL EDMUNDS					MINKAH FITZPATRICK					JOE HADEN				
DATE	OPP.	NO.	YDS	AVG	LG	TD	NO.	YDS	AVG	LG	TD	NO.	YDS	AVG	LG	TD
09/14	at N.Y. Giants	0	0	0.0	--	0	0	0	0.0	--	0	0	0	0.0	--	0
09/20	Denver	0	0	0.0	--	0	0	0	0.0	--	0	1	24	24.0	24	0
09/27	Houston	0	0	0.0	--	0	0	0	0.0	--	0	0	0	0.0	--	0
10/11	Philadelphia	0	0	0.0	--	0	0	0	0.0	--	0	0	0	0.0	--	0
10/18	Cleveland	0	0	0.0	--	0	1	33	33.0	33t	1	0	0	0.0	--	0
10/25	at Tennessee	0	0	0.0	--	0	0	0	0.0	--	0	0	0	0.0	--	0
11/01	at Baltimore	0	0	0.0	--	0	0	0	0.0	--	0	0	0	0.0	--	0
11/08	at Dallas	0	0	0.0	--	0	1	7	7.0	7	0	0	0	0.0	--	0
11/15	Cincinnati	0	0	0.0	--	0	0	0	0.0	--	0	0	0	0.0	--	0
11/22	at Jacksonville	2	11	5.5	7	0	2	37	18.5	37	0	0	0	0.0	--	0
12/02	Baltimore	0	0	0.0	--	0	0	0	0.0	--	0	1	14	14.0	14t	1
12/07	Washington	0	0	0.0	--	0	0	0	0.0	--	0	0	0	0.0	--	0
12/13	at Buffalo	0	0	0.0	--	0	0	0	0.0	--	0	ON INACTIVE LIST				
12/21	at Cincinnati	0	0	0.0	--	0	0	0	0.0	--	0	0	0	0.0	--	0
12/27	Indianapolis	0	0	0.0	--	0	0	0	0.0	--	0	0	0	0.0	--	0
01/03	at Cleveland	ON INACTIVE LIST					0	0	0.0	--	0	DID NOT PLAY				
TOTALS		2	11	5.5	7	0	4	77	19.3	37	1	2	38	19.0	24	1

INTERCEPTION RETURNS:		ALEX HIGHSMITH					MIKE HILTON					STEVEN NELSON				
DATE	OPP.	NO.	YDS	AVG	LG	TD	NO.	YDS	AVG	LG	TD	NO.	YDS	AVG	LG	TD
09/14	at N.Y. Giants	0	0	0.0	--	0	0	0	0.0	--	0	0	0	0.0	--	0
09/20	Denver	0	0	0.0	--	0	0	0	0.0	--	0	0	0	0.0	--	0
09/27	Houston	0	0	0.0	--	0	1	8	8.0	8	0	0	0	0.0	--	0
10/11	Philadelphia	0	0	0.0	--	0	0	0	0.0	--	0	2	3	1.5	3	0
10/18	Cleveland	0	0	0.0	--	0	0	0	0.0	--	0	0	0	0.0	--	0
10/25	at Tennessee	0	0	0.0	--	0	ON INACTIVE LIST					0	0	0.0	--	0
11/01	at Baltimore	1	2	2.0	2	0	ON INACTIVE LIST					0	0	0.0	--	0
11/08	at Dallas	0	0	0.0	--	0	ON INACTIVE LIST					0	0	0.0	--	0
11/15	Cincinnati	0	0	0.0	--	0	ON INACTIVE LIST					0	0	0.0	--	0
11/22	at Jacksonville	0	0	0.0	--	0	0	0	0.0	--	0	0	0	0.0	--	0
12/02	Baltimore	0	0	0.0	--	0	0	0	0.0	--	0	0	0	0.0	--	0
12/07	Washington	0	0	0.0	--	0	0	0	0.0	--	0	ON INACTIVE LIST				
12/13	at Buffalo	0	0	0.0	--	0	1	0	0.0	--	0	0	0	0.0	--	0
12/21	at Cincinnati	0	0	0.0	--	0	0	0	0.0	--	0	0	0	0.0	--	0
12/27	Indianapolis	0	0	0.0	--	0	1	-3	-3.0	-3	0	0	0	0.0	--	0
01/03	at Cleveland	0	0	0.0	--	0	0	0	0.0	--	0	0	0	0.0	--	0
TOTALS		1	2	2.0	2	0	3	5	1.7	8	0	2	3	1.5	3	0

INTERCEPTION RETURNS:		CAMERON SUTTON					T.J. WATT				
DATE	OPP.	NO.	YDS	AVG	LG	TD	NO.	YDS	AVG	LG	TD
09/14	at N.Y. Giants	0	0	0.0	--	0	1	0	0.0	--	0
09/20	Denver	0	0	0.0	--	0	0	0	0.0	--	0
09/27	Houston	0	0	0.0	--	0	0	0	0.0	--	0
10/11	Philadelphia	0	0	0.0	--	0	0	0	0.0	--	0
10/18	Cleveland	1	0	0.0	--	0	0	0	0.0	--	0
10/25	at Tennessee	0	0	0.0	--	0	0	0	0.0	--	0
11/01	at Baltimore	0	0	0.0	--	0	0	0	0.0	--	0
11/08	at Dallas	0	0	0.0	--	0	0	0	0.0	--	0
11/15	Cincinnati	0	0	0.0	--	0	0	0	0.0	--	0
11/22	at Jacksonville	0	0	0.0	--	0	0	0	0.0	--	0
12/02	Baltimore	0	0	0.0	--	0	0	0	0.0	--	0
12/07	Washington	0	0	0.0	--	0	0	0	0.0	--	0
12/13	at Buffalo	0	0	0.0	--	0	0	0	0.0	--	0
12/21	at Cincinnati	0	0	0.0	--	0	0	0	0.0	--	0
12/27	Indianapolis	0	0	0.0	--	0	0	0	0.0	--	0
01/03	at Cleveland	0	0	0.0	--	0	ON INACTIVE LIST				
TOTALS		1	0	0.0	0	0	1	0	0.0	0	0

2020 REGULAR SEASON INDIVIDUAL GAME-BY-GAME STATS						
KICKOFF RETURNS:		DIONTAE JOHNSON				
DATE	OPP.	NO.	YDS	AVG	LG	TD
09/14	at N.Y. Giants	0	0	0.0	--	0
09/20	Denver	1	24	24.0	24	0
09/27	Houston	0	0	0.0	--	0
10/11	Philadelphia	0	0	0.0	--	0
10/18	Cleveland	ON INACTIVE LIST				
10/25	at Tennessee	0	0	0.0	--	0
11/01	at Baltimore	0	0	0.0	--	0
11/08	at Dallas	0	0	0.0	--	0
11/15	Cincinnati	0	0	0.0	--	0
11/22	at Jacksonville	0	0	0.0	--	0
12/02	Baltimore	0	0	0.0	--	0
12/07	Washington	0	0	0.0	--	0
12/13	at Buffalo	0	0	0.0	--	0
12/21	at Cincinnati	0	0	0.0	--	0
12/27	Indianapolis	0	0	0.0	--	0
01/03	at Cleveland	0	0	0.0	--	0
TOTALS		1	24	24.0	24	0

2020 REGULAR SEASON INDIVIDUAL GAME-BY-GAME STATS														
PASSING:		JOSHUA DOBBS												
DATE	OPP.	ATT	CMP	YDS	CMP%	Y/A	Y/C	TD	TD%	INT	INT%	LG	SK/YD	RATE
09/14	at N.Y. Giants	ON INACTIVE LIST												
09/20	Denver	ON INACTIVE LIST												
09/27	Houston	ON INACTIVE LIST												
10/11	Philadelphia	INACTIVE												
10/18	Cleveland	ON INACTIVE LIST												
10/25	at Tennessee	ON INACTIVE LIST												
11/01	at Baltimore	ON INACTIVE LIST												
11/08	at Dallas	ON INACTIVE LIST												
11/15	Cincinnati	ON INACTIVE LIST												
11/22	at Jacksonville	ON INACTIVE LIST												
12/02	Baltimore	ON INACTIVE LIST												
12/07	Washington	ON INACTIVE LIST												
12/13	at Buffalo	ON INACTIVE LIST												
12/21	at Cincinnati	ON INACTIVE LIST												
12/27	Indianapolis	ON INACTIVE LIST												
01/03	at Cleveland	5	4	2	80.0%	0.4	0.5	0	0.0%	0	0.0%	3	0/0	79.2
TOTALS		5	4	2	80.0%	0.4	0.5	0	0.0%	0	0.0%	3	0/0	79.2

PASSING:		DEVLIN HODGES												
DATE	OPP.	ATT	CMP	YDS	CMP%	Y/A	Y/C	TD	TD%	INT	INT%	LG	SK/YD	RATE
09/14	at N.Y. Giants	DID NOT PLAY												
09/20	Denver	DID NOT PLAY												
09/27	Houston	PRACTICE SQUAD												
10/11	Philadelphia	PRACTICE SQUAD												
10/18	Cleveland	PRACTICE SQUAD												
10/25	at Tennessee	PRACTICE SQUAD												
11/01	at Baltimore	PRACTICE SQUAD												
11/08	at Dallas	PRACTICE SQUAD												
11/15	Cincinnati	PRACTICE SQUAD												
11/22	at Jacksonville	PRACTICE SQUAD												
12/02	Baltimore	PRACTICE SQUAD												
12/07	Washington	PRACTICE SQUAD												
12/13	at Buffalo	PRACTICE SQUAD												
12/21	at Cincinnati	PRACTICE SQUAD												
12/27	Indianapolis	PRACTICE SQUAD												
01/03	at Cleveland	PRACTICE SQUAD												
TOTALS		0	0	0	0.0%	0.0	0.0	0	0.0%	0	0.0%	--	0/0	0.0

PASSING:		PAXTON LYNCH												
DATE	OPP.	ATT	CMP	YDS	CMP%	Y/A	Y/C	TD	TD%	INT	INT%	LG	SK/YD	RATE
09/14	at N.Y. Giants	NOT ON ROSTER												
09/20	Denver	NOT ON ROSTER												
09/27	Houston	NOT ON ROSTER												
10/11	Philadelphia	NOT ON ROSTER												
10/18	Cleveland	NOT ON ROSTER												
10/25	at Tennessee	NOT ON ROSTER												
11/01	at Baltimore	NOT ON ROSTER												
11/08	at Dallas	NOT ON ROSTER												
11/15	Cincinnati	NOT ON ROSTER												
11/22	at Jacksonville	NOT ON ROSTER												
12/02	Baltimore	NOT ON ROSTER												
12/07	Washington	NOT ON ROSTER												
12/13	at Buffalo	NOT ON ROSTER												
12/21	at Cincinnati	NOT ON ROSTER												
12/27	Indianapolis	NOT ON ROSTER												
01/03	at Cleveland	NOT ON ROSTER												
TOTALS		0	0	0	0.0%	0.0	0.0	0	0.0%	0	0.0%	--	0/0	0.0

PASSING:		BEN ROETHLISBERGER												
DATE	OPP.	ATT	CMP	YDS	CMP%	Y/A	Y/C	TD	TD%	INT	INT%	LG	SK/YD	RATE
09/14	at N.Y. Giants	32	21	229	65.6%	7.2	10.9	3	9.4%	0	0.0%	28	2/21	117.8
09/20	Denver	41	29	311	70.7%	7.6	10.7	2	4.9%	1	2.4%	84t	1/10	98.7
09/27	Houston	36	23	237	63.9%	6.6	10.3	2	5.6%	0	0.0%	26t	2/19	101.3
10/11	Philadelphia	34	27	239	79.4%	7.0	8.9	3	8.8%	0	0.0%	35t	1/8	125.4
10/18	Cleveland	22	14	162	63.6%	7.4	11.6	1	4.5%	0	0.0%	36	2/20	100.9
10/25	at Tennessee	49	32	268	65.3%	5.5	8.4	2	4.1%	3	6.1%	28	0/0	67.4
11/01	at Baltimore	32	21	182	65.6%	5.7	8.7	2	6.3%	0	0.0%	24	2/9	101.3
11/08	at Dallas	42	29	306	69.0%	7.3	10.6	3	7.1%	0	0.0%	42	0/0	113.8
11/15	Cincinnati	46	27	333	58.7%	7.2	12.3	4	8.7%	0	0.0%	46	0/0	110.1
11/22	at Jacksonville	46	32	267	69.6%	5.8	8.3	2	4.3%	1	2.2%	31t	0/0	89.7
12/02	Baltimore	51	36	266	70.6%	5.2	7.4	1	2.0%	1	2.0%	27	0/0	81.0
12/07	Washington	53	33	305	62.3%	5.8	9.2	2	3.8%	1	1.9%	50t	0/0	82.7
12/13	at Buffalo	37	21	187	56.8%	5.1	8.9	2	5.4%	2	5.4%	20	1/10	65.9
12/21	at Cincinnati	38	20	170	52.6%	4.5	8.5	1	2.6%	1	2.6%	37	1/12	62.4
12/27	Indianapolis	49	34	341	69.4%	7.0	10.0	3	6.1%	0	0.0%	39t	1/9	109.3
01/03	at Cleveland	ON INACTIVE LIST												
TOTALS		608	399	3,803	65.6%	6.3	9.5	33	5.4%	10	1.6%	84T	13/118	94.1

PASSING:		MASON RUDOLPH												
DATE	OPP.	ATT	CMP	YDS	CMP%	Y/A	Y/C	TD	TD%	INT	INT%	LG	SK/YD	RATE
09/14	at N.Y. Giants						DID NOT PLAY (NON-INJURY)							
09/20	Denver						DID NOT PLAY (NON-INJURY)							
09/27	Houston						DID NOT PLAY (NON-INJURY)							
10/11	Philadelphia						DID NOT PLAY (NON-INJURY)							
10/18	Cleveland	1	1	6	100.0%	6.0	6.0	0	0.0%	0	0.0%	6	0/0	91.7
10/25	at Tennessee						DID NOT PLAY (NON-INJURY)							
11/01	at Baltimore						DID NOT PLAY (NON-INJURY)							
11/08	at Dallas	3	2	3	66.7%	1.0	1.5	0	0.0%	0	0.0%	2	0/0	70.1
11/15	Cincinnati	0	0	0	0.0%	0.0	0.0	0	0.0%	0	0.0%	--	0/0	0.0
11/22	at Jacksonville	0	0	0	0.0%	0.0	0.0	0	0.0%	0	0.0%	--	0/0	0.0
12/02	Baltimore						DID NOT PLAY (NON-INJURY)							
12/07	Washington						DID NOT PLAY (NON-INJURY)							
12/13	at Buffalo						DID NOT PLAY (NON-INJURY)							
12/21	at Cincinnati						DID NOT PLAY (NON-INJURY)							
12/27	Indianapolis						DID NOT PLAY (NON-INJURY)							
01/03	at Cleveland	39	22	315	56.4%	8.1	14.3	2	5.1%	1	2.6%	47	1/8	89.2
TOTALS		43	25	324	58.1%	7.5	13.0	2	4.7%	1	2.3%	47	1/8	87.7

2020 REGULAR SEASON INDIVIDUAL GAME-BY-GAME STATS						
PUNT RETURNS:		DIONTAE JOHNSON				
DATE	OPP.	NO.	YDS	AVG	LG	TD
09/14	at N.Y. Giants	3	13	4.3	12	0
09/20	Denver	2	25	12.5	18	0
09/27	Houston	0	0	0.0	--	0
10/11	Philadelphia	2	12	6.0	6	0
10/18	Cleveland	ON INACTIVE LIST				
10/25	at Tennessee	0	0	0.0	--	0
11/01	at Baltimore	0	0	0.0	--	0
11/08	at Dallas	0	0	0.0	--	0
11/15	Cincinnati	0	0	0.0	--	0
11/22	at Jacksonville	0	0	0.0	--	0
12/02	Baltimore	0	0	0.0	--	0
12/07	Washington	0	0	0.0	--	0
12/13	at Buffalo	0	0	0.0	--	0
12/21	at Cincinnati	0	0	0.0	--	0
12/27	Indianapolis	1	8	8.0	8	0
01/03	at Cleveland	0	0	0.0	--	0
TOTALS		8	58	7.3	18	0

2020 REGULAR SEASON INDIVIDUAL GAME-BY-GAME STATS																	
PASSING:		JORDAN BERRY								DUSTIN COLOQUITT							
DATE	OPP.	NO.	YDS	AVG	TB	IN 20	LG	NET	BLK	NO.	YDS	AVG	TB	IN 20	LG	NET	BLK
09/14	at N.Y. Giants	NOT ON ROSTER								4	183	45.8	0	1	59	36.0	0
09/20	Denver	NOT ON ROSTER								5	209	41.8	1	2	54	34.8	0
09/27	Houston	NOT ON ROSTER								4	177	44.3	0	1	48	40.0	0
10/11	Philadelphia	2								2	83	41.5	0	1	44	41.0	0
10/18	Cleveland	2								5	209	41.8	1	1	44	36.6	0
10/25	at Tennessee	2	100	50.0	0	2	51	47.5	0	NOT ON ROSTER							
11/01	at Baltimore	6	253	42.2	0	2	56	39.7	0	NOT ON ROSTER							
11/08	at Dallas	4	203	50.8	0	1	62	30.3	0	NOT ON ROSTER							
11/15	Cincinnati	7	345	49.3	1	4	62	44.6	0	NOT ON ROSTER							
11/22	at Jacksonville	5	216	43.2	1	2	55	37.2	0	NOT ON ROSTER							
12/02	Baltimore	4	177	44.3	0	2	56	42.0	0	NOT ON ROSTER							
12/07	Washington	6	266	44.3	0	2	59	42.8	0	NOT ON ROSTER							
12/13	at Buffalo	8	318	39.8	0	2	46	37.9	0	NOT ON ROSTER							
12/21	at Cincinnati	6	313	52.2	1	1	61	46.0	0	Buccaneers							
12/27	Indianapolis	6	288	48.0	0	3	61	37.5	0	Jaguars							
01/03	at Cleveland	3	130	43.3	0	2	56	42.0	0	-							
TOTALS		57	2,609	45.8	3	23	62	40.5	0	20	861	43.1	2	6	59	37.2	0

2020 REGULAR SEASON INDIVIDUAL GAME-BY-GAME STATS

RECEIVING:		CHASE CLAYPOOL					JAMES CONNER					ERIC EBFRON				
DATE	OPP.	NO.	YDS	AVG	LG	TD	NO.	YDS	AVG	LG	TD	NO.	YDS	AVG	LG	TD
09/14	at N.Y. Giants	2	39	19.5	28	0	2	8	4.0	6	0	1	18	18.0	18	0
09/20	Denver	3	88	29.3	84t	1	2	15	7.5	9	0	3	43	14.3	21	0
09/27	Houston	1	24	24.0	24	0	4	40	10.0	13	0	5	52	10.4	17	1
10/11	Philadelphia	7	110	15.7	35t	3	3	19	6.3	11	0	5	43	8.6	17	0
10/18	Cleveland	4	74	18.5	36	0	1	1	1.0	1	0	2	9	4.5	7	0
10/25	at Tennessee	1	-2	-2.0	-2	0	3	29	9.7	18	0	6	50	8.3	22	0
11/01	at Baltimore	5	42	8.4	10	1	3	13	4.3	13	0	4	48	12.0	18t	1
11/08	at Dallas	8	69	8.6	14	0	2	-2	-1.0	2	0	3	22	7.3	9	1
11/15	Cincinnati	4	56	14.0	15	2	2	12	6.0	8	0	2	38	19.0	24	0
11/22	at Jacksonville	4	59	14.8	31t	1	3	10	3.3	14	0	4	36	9.0	20t	1
12/02	Baltimore	6	52	8.7	22	0	RESERVE/COVID-19					7	54	7.7	27	0
12/07	Washington	2	38	19.0	30	0	RESERVE/COVID-19					7	68	9.7	22	0
12/13	at Buffalo	3	15	5.0	6	0	0	0	0.0	--	0	2	30	15.0	17	0
12/21	at Cincinnati	3	54	18.0	37	0	ON INACTIVE LIST					0	0	0.0	--	0
12/27	Indianapolis	4	54	13.5	34	0	5	45	9.0	10	0	5	47	9.4	11	1
01/03	at Cleveland	5	101	20.2	41	1	5	25	5.0	11	0	DID NOT PLAY				
TOTALS		62	873	14.1	84T	9	35	215	6.1	18	0	56	558	10.0	27	5

RECEIVING:		DJONTAE JOHNSON					VANCE McDONALD					ANTHONY MCFARLAND JR.				
DATE	OPP.	NO.	YDS	AVG	LG	TD	NO.	YDS	AVG	LG	TD	NO.	YDS	AVG	LG	TD
09/14	at N.Y. Giants	6	57	9.5	18	0	1	3	3.0	3	0	ON INACTIVE LIST				
09/20	Denver	8	92	11.5	28t	1	1	3	3.0	3	0	DID NOT PLAY (NON-INJURY)				
09/27	Houston	0	0	0.0	--	0	3	35	11.7	15	0	1	7	7.0	7	0
10/11	Philadelphia	1	-2	-2.0	-2	0	1	4	4.0	4	0	0	0	0.0	--	0
10/18	Cleveland	ON INACTIVE LIST					0	0	0.0	--	0	1	6	6.0	6	0
10/25	at Tennessee	9	80	8.9	14	2	2	14	7.0	9	0	0	0	0.0	--	0
11/01	at Baltimore	1	6	6.0	6	0	0	0	0.0	--	0	0	0	0.0	--	0
11/08	at Dallas	6	77	12.8	42	0	1	2	2.0	2	0	2	15	7.5	8	0
11/15	Cincinnati	6	116	19.3	46	1	DID NOT PLAY					ON INACTIVE LIST				
11/22	at Jacksonville	12	111	9.3	23	0	DID NOT PLAY					0	0	0.0	--	0
12/02	Baltimore	8	46	5.8	11	0	0	0	0.0	--	0	1	17	17.0	17	0
12/07	Washington	8	71	8.9	17	1	0	0	0.0	--	0	0	0	0.0	--	0
12/13	at Buffalo	4	40	10.0	17	0	0	0	0.0	--	0	ON INACTIVE LIST				
12/21	at Cincinnati	8	59	7.4	23t	1	0	0	0.0	--	0	1	9	9.0	9	0
12/27	Indianapolis	8	74	9.3	39t	1	1	5	5.0	5	0	ON INACTIVE LIST				
01/03	at Cleveland	3	96	32.0	47	0	5	33	6.6	14	0	0	0	0.0	--	0
TOTALS		88	923	10.5	47	7	15	99	6.6	15	0	6	54	9.0	17	0

RECEIVING:		JAYLEN SAMUELS					JUJU SMITH-SCHUSTER					BENNY SNELL JR.				
DATE	OPP.	NO.	YDS	AVG	LG	TD	NO.	YDS	AVG	LG	TD	NO.	YDS	AVG	LG	TD
09/14	at N.Y. Giants	1	1	1.0	1	0	6	69	11.5	17	2	0	0	0.0	--	0
09/20	Denver	1	4	4.0	4	0	7	48	6.9	18	0	1	-4	-4.0	-4	0
09/27	Houston	0	0	0.0	--	0	4	43	10.8	26t	1	0	0	0.0	--	0
10/11	Philadelphia	0	0	0.0	--	0	4	28	7.0	14	0	0	0	0.0	--	0
10/18	Cleveland	0	0	0.0	--	0	2	6	3.0	5	0	1	4	4.0	4	0
10/25	at Tennessee	0	0	0.0	--	0	9	85	9.4	28	0	0	0	0.0	--	0
11/01	at Baltimore	0	0	0.0	--	0	7	67	9.6	24	0	0	0	0.0	--	0
11/08	at Dallas	0	0	0.0	--	0	6	93	15.5	31t	1	0	0	0.0	--	0
11/15	Cincinnati	0	0	0.0	--	0	9	77	8.6	24	1	0	0	0.0	--	0
11/22	at Jacksonville	ON INACTIVE LIST					4	19	4.8	9	0	0	0	0.0	--	0
12/02	Baltimore	ON INACTIVE LIST					8	37	4.6	11	1	3	33	11.0	13	0
12/07	Washington	3	11	3.7	8	0	7	28	4.0	9	0	2	5	2.5	4	0
12/13	at Buffalo	3	18	6.0	8	0	6	55	9.2	20	1	0	0	0.0	--	0
12/21	at Cincinnati	1	12	12.0	12	0	3	15	5.0	21	0	3	23	7.7	14	0
12/27	Indianapolis	0	0	0.0	--	0	9	96	10.7	25t	1	0	0	0.0	--	0
01/03	at Cleveland	0	0	0.0	--	0	6	65	10.8	26	1	0	0	0.0	--	0
TOTALS		9	46	5.1	12	0	97	831	8.6	31T	9	10	61	6.1	14	0

RECEIVING:		JAMES WASHINGTON				
DATE	OPP.	NO.	YDS	AVG	LG	TD
09/14	at N.Y. Giants	2	34	17.0	21	1
09/20	Denver	3	22	7.3	10	0
09/27	Houston	5	36	7.2	15	0
10/11	Philadelphia	3	25	8.3	12	0
10/18	Cleveland	4	68	17.0	28t	1
10/25	at Tennessee	0	0	0.0	--	0
11/01	at Baltimore	0	0	0.0	--	0
11/08	at Dallas	1	17	17.0	17t	1
11/15	Cincinnati	2	30	15.0	16	0
11/22	at Jacksonville	1	12	12.0	12	0
12/02	Baltimore	2	19	9.5	16	0
12/07	Washington	2	80	40.0	50t	1
12/13	at Buffalo	3	29	9.7	19t	1
12/21	at Cincinnati	0	0	0.0	--	0
12/27	Indianapolis	2	20	10.0	13	0
01/03	at Cleveland	0	0	0.0	--	0
TOTALS		30	392	13.1	50T	5

2020 REGULAR SEASON INDIVIDUAL GAME-BY-GAME STATS

RUSHING:		CHASE CLAYPOOL					JAMES CONNER					JOSHUA DOBBS				
DATE	OPP.	NO.	YDS	AVG	LG	TD	NO.	YDS	AVG	LG	TD	NO.	YDS	AVG	LG	TD
09/14	at N.Y. Giants	1	8	8.0	8	0	6	9	1.5	3	0	ON INACTIVE LIST				
09/20	Denver	0	0	0.0	--	0	16	106	6.6	59	1	ON INACTIVE LIST				
09/27	Houston	0	0	0.0	--	0	18	109	6.1	25	1	ON INACTIVE LIST				
10/11	Philadelphia	3	6	2.0	3	1	15	44	2.9	25	1	INACTIVE				
10/18	Cleveland	2	7	3.5	4	1	20	101	5.1	14	1	ON INACTIVE LIST				
10/25	at Tennessee	0	0	0.0	--	0	20	82	4.1	24	0	ON INACTIVE LIST				
11/01	at Baltimore	0	0	0.0	--	0	15	47	3.1	18	1	ON INACTIVE LIST				
11/08	at Dallas	1	4	4.0	4	0	9	22	2.4	6	0	ON INACTIVE LIST				
11/15	Cincinnati	2	-3	-1.5	--	0	13	36	2.8	16	0	ON INACTIVE LIST				
11/22	at Jacksonville	0	0	0.0	--	0	13	89	6.8	25	0	ON INACTIVE LIST				
12/02	Baltimore	0	0	0.0	--	0	RESERVE/COVID-19					ON INACTIVE LIST				
12/07	Washington	0	0	0.0	--	0	RESERVE/COVID-19					ON INACTIVE LIST				
12/13	at Buffalo	0	0	0.0	--	0	10	18	1.8	5	0	ON INACTIVE LIST				
12/21	at Cincinnati	1	-6	-6.0	-6	0	ON INACTIVE LIST					ON INACTIVE LIST				
12/27	Indianapolis	0	0	0.0	--	0	5	21	4.2	12	1	ON INACTIVE LIST				
01/03	at Cleveland	0	0	0.0	--	0	9	37	4.1	9	0	2	20	10.0	13	0
TOTALS		10	16	1.6	8	2	169	721	4.3	59	6	2	20	10.0	13	0

RUSHING:		DJONTAE JOHNSON					ANTHONY MCFARLAND JR.					BEN ROETHLISBERGER				
DATE	OPP.	NO.	YDS	AVG	LG	TD	NO.	YDS	AVG	LG	TD	NO.	YDS	AVG	LG	TD
09/14	at N.Y. Giants	0	0	0.0	--	0	ON INACTIVE LIST					3	9	3.0	11	0
09/20	Denver	0	0	0.0	--	0	DID NOT PLAY (NON-INJURY)					3	-2	-0.7	--	0
09/27	Houston	1	9	9.0	9	0	6	42	7.0	20	0	5	-3	-0.6	2	0
10/11	Philadelphia	0	0	0.0	--	0	3	6	2.0	4	0	2	-2	-1.0	-1	0
10/18	Cleveland	ON INACTIVE LIST					3	2	0.7	3	0	3	5	1.7	4	0
10/25	at Tennessee	0	0	0.0	--	0	1	6	6.0	6	0	1	-1	-1.0	-1	0
11/01	at Baltimore	0	0	0.0	--	0	1	1	1.0	1	0	0	0	0.0	--	0
11/08	at Dallas	1	4	4.0	4	0	3	7	2.3	6	0	1	8	8.0	8	0
11/15	Cincinnati	0	0	0.0	--	0	ON INACTIVE LIST					1	0	0.0	--	0
11/22	at Jacksonville	0	0	0.0	--	0	3	3	1.0	1	0	0	0	0.0	--	0
12/02	Baltimore	0	0	0.0	--	0	3	9	3.0	3	0	1	-1	-1.0	-1	0
12/07	Washington	0	0	0.0	--	0	4	15	3.8	9	0	1	0	0.0	--	0
12/13	at Buffalo	0	0	0.0	--	0	ON INACTIVE LIST					0	0	0.0	--	0
12/21	at Cincinnati	0	0	0.0	--	0	1	5	5.0	5	0	2	-1	-0.5	--	0
12/27	Indianapolis	1	2	2.0	2	0	ON INACTIVE LIST					2	-1	-0.5	--	0
01/03	at Cleveland	0	0	0.0	--	0	5	17	3.4	6	0	ON INACTIVE LIST				
TOTALS		3	15	5.0	9	0	33	113	3.4	20	0	25	11	0.4	11	0

RUSHING:		MASON RUDOLPH					JAYLEN SAMUELS					BENNY SNELL JR.				
DATE	OPP.	NO.	YDS	AVG	LG	TD	NO.	YDS	AVG	LG	TD	NO.	YDS	AVG	LG	TD
09/14	at N.Y. Giants	DID NOT PLAY (NON-INJURY)					1	2	2.0	2	0	19	113	5.9	30	0
09/20	Denver	DID NOT PLAY (NON-INJURY)					0	0	0.0	--	0	3	5	1.7	3	0
09/27	Houston	DID NOT PLAY (NON-INJURY)					1	1	1.0	1	0	7	11	1.6	4	0
10/11	Philadelphia	DID NOT PLAY (NON-INJURY)					0	0	0.0	--	0	7	19	2.7	8	0
10/18	Cleveland	3	-3	-1.0	-1	0	0	0	0.0	--	0	6	17	2.8	5	1
10/25	at Tennessee	DID NOT PLAY (NON-INJURY)					1	5	5.0	5	0	2	2	1.0	11	1
11/01	at Baltimore	DID NOT PLAY (NON-INJURY)					0	0	0.0	--	0	0	0	0.0	--	0
11/08	at Dallas	0	0	0.0	--	0	0	0	0.0	--	0	3	1	0.3	3	0
11/15	Cincinnati	0	0	0.0	--	0	0	0	0.0	--	0	3	12	4.0	8	0
11/22	at Jacksonville	3	-4	-1.3	-1	0	ON INACTIVE LIST					7	15	2.1	5	1
12/02	Baltimore	DID NOT PLAY (NON-INJURY)					ON INACTIVE LIST					16	60	3.8	13	0
12/07	Washington	DID NOT PLAY (NON-INJURY)					1	1	1.0	1	0	8	5	0.6	4	0
12/13	at Buffalo	DID NOT PLAY (NON-INJURY)					4	15	3.8	6	0	3	14	4.7	7	0
12/21	at Cincinnati	DID NOT PLAY (NON-INJURY)					1	4	4.0	4	0	18	84	4.7	29	1
12/27	Indianapolis	DID NOT PLAY (NON-INJURY)					0	0	0.0	--	0	6	0	0.0	2	0
01/03	at Cleveland	1	1	1.0	1	0	0	0	0.0	--	0	3	10	3.3	6	0
TOTALS		7	-6	-0.9	1	0	9	28	3.1	6	0	111	368	3.3	30	4

2020 REGULAR SEASON INDIVIDUAL SPECIAL TEAMS GAME-BY-GAME STATS

DATE	OPP.	OLASUNKANMI ADENIYI			MARCUS ALLEN			KAMERON CANADAY			CHASE CLAYPOOL		
		TKL	AST	TOT	TKL	AST	TOT	TKL	AST	TOT	TKL	AST	TOT
09/14	at N.Y. Giants	0	0	0	0	0	0	1	0	1	0	0	0
09/20	Denver	0	0	0	0	0	0	0	0	0	1	2	3
09/27	Houston	2	0	2	2	0	2	0	0	0	0	1	1
10/11	Philadelphia	1	0	1	INACTIVE			0	0	0	0	0	0
10/18	Cleveland	0	0	0	0	0	0	0	0	0	0	1	1
10/25	at Tennessee	0	1	1	1	0	1	0	0	0	0	0	0
11/01	at Baltimore	1	0	1	1	0	1	0	0	0	0	0	0
11/08	at Dallas	0	0	0	0	0	0	0	0	0	0	0	0
11/15	Cincinnati	1	0	1	1	0	1	0	0	0	0	0	0
11/22	at Jacksonville	1	0	1	0	0	0	0	0	0	0	0	0
12/02	Baltimore	1	0	1	0	1	1	0	0	0	0	0	0
12/07	Washington	0	0	0	0	0	0	0	0	0	0	0	0
12/13	at Buffalo	0	0	0	0	0	0	0	0	0	0	0	0
12/21	at Cincinnati	0	0	0	0	0	0	0	0	0	0	0	0
12/27	Indianapolis	ON INACTIVE LIST			INACTIVE			0	1	1	0	0	0
01/03	at Cleveland	0	0	0	0	0	0	0	0	0	1	0	1
TOTALS		7	1	8	5	1	6	1	1	2	2	4	6

DATE	OPP.	JORDAN DANGERFIELD			SEAN DAVIS			ULYSEES GILBERT III			ALEX HIGHSMITH		
		TKL	AST	TOT	TKL	AST	TOT	TKL	AST	TOT	TKL	AST	TOT
09/14	at N.Y. Giants	0	0	0	NOT ON ROSTER			ON INACTIVE LIST			0	0	0
09/20	Denver	1	0	1	NOT ON ROSTER			ON INACTIVE LIST			0	0	0
09/27	Houston	0	0	0	0	0	0	ON INACTIVE LIST			0	0	0
10/11	Philadelphia	2	0	2	0	0	0	0	1	1	0	0	0
10/18	Cleveland	2	0	2	0	0	0	ON INACTIVE LIST			2	1	3
10/25	at Tennessee	1	0	1	0	0	0	0	0	0	0	0	0
11/01	at Baltimore	ON INACTIVE LIST			0	0	0	ON INACTIVE LIST			0	0	0
11/08	at Dallas	1	0	1	0	0	0	DID NOT PLAY			1	0	1
11/15	Cincinnati	1	0	1	0	0	0	DID NOT PLAY			0	0	0
11/22	at Jacksonville	0	0	0	0	0	0	DID NOT PLAY			0	0	0
12/02	Baltimore	0	1	1	0	0	0	DID NOT PLAY			0	1	1
12/07	Washington	0	0	0	1	0	1	DID NOT PLAY			0	0	0
12/13	at Buffalo	0	0	0	1	0	1	1	1	2	0	0	0
12/21	at Cincinnati	1	0	1	0	0	0	0	0	0	0	0	0
12/27	Indianapolis	0	0	0	0	0	0	DID NOT PLAY			1	0	1
01/03	at Cleveland	0	0	0	0	0	0	DID NOT PLAY			0	0	0
TOTALS		9	1	10	2	0	2	1	2	3	4	2	6

DATE	OPP.	MIKE HILTON			JUSTIN LAYNE			JAMES PIERRE			JAYLEN SAMUELS		
		TKL	AST	TOT	TKL	AST	TOT	TKL	AST	TOT	TKL	AST	TOT
09/14	at N.Y. Giants	0	0	0	0	0	0	0	0	0	0	0	0
09/20	Denver	0	0	0	0	1	1	0	0	0	0	0	0
09/27	Houston	1	0	1	0	1	1	0	0	0	0	0	0
10/11	Philadelphia	0	0	0	0	0	0	1	0	1	0	0	0
10/18	Cleveland	0	0	0	0	0	0	1	0	1	0	0	0
10/25	at Tennessee	ON INACTIVE LIST			0	0	0	2	0	2	0	0	0
11/01	at Baltimore	ON INACTIVE LIST			0	0	0	0	0	0	0	0	0
11/08	at Dallas	ON INACTIVE LIST			0	0	0	1	0	1	0	0	0
11/15	Cincinnati	ON INACTIVE LIST			1	0	1	0	0	0	1	0	1
11/22	at Jacksonville	0	0	0	0	0	0	1	0	1	ON INACTIVE LIST		
12/02	Baltimore	0	0	0	0	0	0	0	1	1	ON INACTIVE LIST		
12/07	Washington	0	0	0	1	1	2	0	0	0	0	0	0
12/13	at Buffalo	0	0	0	0	1	1	0	0	0	0	0	0
12/21	at Cincinnati	0	0	0	0	0	0	0	0	0	0	0	0
12/27	Indianapolis	0	0	0	1	1	2	0	1	1	0	0	0
01/03	at Cleveland	0	0	0	3	1	4	0	1	1	0	0	0
TOTALS		1	0	1	6	6	12	6	3	9	1	0	1

DATE	OPP.	BENNY SNELL JR.			ROBERT SPILLANE			CAMERON SUTTON			DEREK WATT		
		TKL	AST	TOT	TKL	AST	TOT	TKL	AST	TOT	TKL	AST	TOT
09/14	at N.Y. Giants	0	0	0	1	0	1	0	0	0	1	1	2
09/20	Denver	1	0	1	0	0	0	0	0	0	1	0	1
09/27	Houston	0	0	0	0	0	0	0	0	0	0	0	0
10/11	Philadelphia	0	0	0	0	0	0	0	0	0	INACTIVE		
10/18	Cleveland	0	1	1	1	0	1	0	0	0	0	0	0
10/25	at Tennessee	0	0	0	0	0	0	0	0	0	ON INACTIVE LIST		
11/01	at Baltimore	0	0	0	0	0	0	0	0	0	DID NOT PLAY (NON-INJURY)		
11/08	at Dallas	0	0	0	0	0	0	1	0	1	ON INACTIVE LIST		
11/15	Cincinnati	0	0	0	0	0	0	0	0	0	0	1	1
11/22	at Jacksonville	0	0	0	0	0	0	0	0	0	0	0	0
12/02	Baltimore	0	0	0	0	0	0	0	0	0	1	0	1
12/07	Washington	0	0	0	0	0	0	0	0	0	0	0	0
12/13	at Buffalo	1	1	2	DID NOT PLAY			0	0	0	0	0	0
12/21	at Cincinnati	0	0	0	DID NOT PLAY			0	0	0	1	0	1
12/27	Indianapolis	1	0	1	DID NOT PLAY			0	0	0	0	1	1
01/03	at Cleveland	0	0	0	DID NOT PLAY			0	0	0	0	0	0
TOTALS		3	2	5	2	0	2	1	0	1	4	3	7

2020 REGULAR SEASON STEELERS INDIVIDUAL SINGLE-GAME HIGHS

RUSHING

Rushing Yards	113	Benny Snell Jr.	at Giants	09/14
Rushing Attempts	20	James Conner	at Titans	10/25
		James Conner	vs. Browns	10/18
Rushing Average	6.8	James Conner	at Jaguars	11/22
Rushing Touchdowns	1	James Conner	vs. Colts	12/27
		Benny Snell Jr.	at Bengals	12/21
		Benny Snell Jr.	at Jaguars	11/22
		James Conner	at Ravens	11/01
		Benny Snell Jr.	at Titans	10/25
		Chase Claypool	vs. Browns	10/18
		James Conner	vs. Browns	10/18
		Benny Snell Jr.	vs. Browns	10/18
		Chase Claypool	vs. Eagles	10/11
		James Conner	vs. Eagles	10/11
		James Conner	vs. Texans	09/27
		James Conner	vs. Broncos	09/20

RECEIVING

Pass Receptions	12	Diontae Johnson	at Jaguars	11/22
Receiving Yards	116	Diontae Johnson	vs. Bengals	11/15
Touchdown Receptions	3	Chase Claypool	vs. Eagles	10/11

PASSING

Passes Attempted	53	Ben Roethlisberger	vs. Washington	12/07
Passes Completed	36	Ben Roethlisberger	vs. Ravens	12/02
Completion Percentage	79.4	Ben Roethlisberger	vs. Eagles	10/11
Passing Yards	341	Ben Roethlisberger	vs. Colts	12/27
Yards Per Attempt	8.1	Mason Rudolph	at Browns	01/03
Touchdown Passes	4	Ben Roethlisberger	vs. Bengals	11/15
Interceptions Thrown	3	Ben Roethlisberger	at Titans	10/25

PUNT RETURNS

Punt Returns	4	Ray-Ray McCloud	vs. Bengals	11/15
Punt Return Yards	83	Ray-Ray McCloud	at Titans	10/25

KICKOFF RETURNS

Kickoff Returns	4	Ray-Ray McCloud	vs. Colts	12/27
Kickoff Return Yards	76	Ray-Ray McCloud	vs. Colts	12/27

PUNTS

Punts	8	Jordan Berry	at Bills	12/13
Punts Inside the 20	4	Jordan Berry	vs. Bengals	11/15
Punting Average	52.2	Jordan Berry	at Bengals	12/21

INTERCEPTIONS

Interceptions Made	2	Terrell Edmunds	at Jaguars	11/22
		Minkah Fitzpatrick	at Jaguars	11/22
		Steven Nelson	vs. Eagles	10/11
INT Return Yards	37	Minkah Fitzpatrick	at Jaguars	11/22

TACKLES

Tackles	14	Avery Williamson	vs. Colts	12/27
Sacks	2.5	T.J. Watt	vs. Broncos	09/20

SCORING

Touchdowns	4	Chase Claypool	vs. Eagles	10/11
Field Goals Attempted	3	Matthew Wright	at Browns	01/03
		Chris Boswell	at Jaguars	11/22
		Chris Boswell	vs. Bengals	11/15
Field Goals Made	3	Matthew Wright	at Browns	01/03
		Chris Boswell	vs. Bengals	11/15

MISC. YARDS

Yards From Scrimmage	149	James Conner	vs. Texans	09/27
Combined Net Yards	149	James Conner	vs. Texans	09/27

2020 REGULAR SEASON PITTSBURGH STEELERS LONGEST PLAYS

RUSHING

Run From Scrimmage	59	James Conner	vs. Broncos	09/20
Touchdown Run	12	James Conner	vs. Texans	09/27

RECEIVING

Pass Reception	84	Chase Claypool	vs. Broncos	09/20
Touchdown Reception	84	Chase Claypool	vs. Broncos	09/20

PASSING

Passing Long	84	Ben Roethlisberger	vs. Broncos	09/20
Touchdown Pass Long	84	Ben Roethlisberger	vs. Broncos	09/20

RETURNS

Longest Own Fumble Return	4	Diontae Johnson	vs. Colts	12/27
Longest Opponent's Fumble Return	14	Mike Hilton	vs. Colts	12/27
Punt Return	57	Ray-Ray McCloud	at Titans	10/25
Kickoff Return	49	Ray-Ray McCloud	vs. Broncos	09/20
Interception Return	37	Minkah Fitzpatrick	at Jaguars	11/22
Longest INT Return for TD	33	Robert Spillane	at Ravens	11/01
		Minkah Fitzpatrick	vs. Browns	10/18

KICKING

Punt	62	Jordan Berry	vs. Bengals	11/15
		Jordan Berry	at Cowboys	11/08

Field Goal	59	Chris Boswell	at Cowboys	11/08
Field Goal Attempt	59	Chris Boswell	at Cowboys	11/08



WEEK 1
Pittsburgh Steelers 26, New York Giants 16
MetLife Stadium 🌤️ **Sep 14, 2020**



Pittsburgh Steelers	3	13	0	10	—	26
New York Giants	3	7	0	6	—	16

SCORING DRIVES

TEAM	QTR	TIME	SCORING PLAY	PIT	NYG
Giants	1	10:34	G.Gano 21 yd. Field Goal (4-1, 0:50)	0	3
Steelers	1	00:49	C.Boswell 41 yd. Field Goal (13-59, 6:11)	3	3
Giants	2	13:45	D.Slayton 41 yd. pass from D.Jones (G.Gano kick) (6-75, 2:04)	3	10
Steelers	2	09:01	J.Smith-Schuster 10 yd. pass from B.Roethlisberger (kick failed, hru) (6-36, 3:34)	9	10
Steelers	2	00:07	J.Washington 13 yd. pass from B.Roethlisberger (C.Boswell kick) (8-78, 1:25)	16	10
Steelers	4	14:19	C.Boswell 36 yd. Field Goal (9-62, 3:58)	19	10
Steelers	4	05:23	J.Smith-Schuster 8 yd. pass from B.Roethlisberger (C.Boswell kick) (11-75, 7:00)	26	10
Giants	4	01:52	D.Slayton 7 yd. pass from D.Jones (pass failed) (13-75, 3:31)	26	16

PITTSBURGH STEELERS

PASSING	ATT	CP	YDS	SK/YD	TD	LG	INT	RTG
Ben Roethlisberger	32	21	229	2/21	3	28	0	117.8
TOTAL	32	21	229	2/21	3	28	0	117.8

RUSHING	ATT	YDS	AVG	LG	TD
Benny Snell Jr.	19	113	5.9	30	0
James Conner	6	9	1.5	3	0
Ben Roethlisberger	3	9	3.0	11	0
Chase Claypool	1	8	8.0	8	0
Jaylen Samuels	1	2	2.0	2	0
TOTAL	30	141	4.7	30	0

RECEIVING	NO	YDS	AVG	LG	TD
JuJu Smith-Schuster	6	69	11.5	17	2
Diontae Johnson	6	57	9.5	18	0
Chase Claypool	2	39	19.5	28	0
James Washington	2	34	17.0	21	1
James Conner	2	8	4.0	6	0
Eric Ebron	1	18	18.0	18	0
Vance McDonald	1	3	3.0	3	0
Jaylen Samuels	1	1	1.0	1	0
TOTAL	21	229	10.9	28	3

TOP DEFENSE	TOT	SOLO	AST	SCK	YDS	INT
Terrell Edmunds	8	7	1	0.0	0.0	0
Devin Bush	7	5	2	0.0	0.0	0
Joe Haden	6	6	0	0.0	0.0	0

FIELD GOALS	FGM/FGA	PERCENT	RESULTS
Chris Boswell	2-2	100.0	41G, 36G
TOTAL	2-2	100.0	

NEW YORK GIANTS

PASSING	ATT	CP	YDS	SK/YD	TD	LG	INT	RTG
Daniel Jones	41	26	279	3/17	2	41t	2	79.2
TOTAL	41	26	279	3/17	2	41T	2	79.2

RUSHING	ATT	YDS	AVG	LG	TD
Daniel Jones	4	22	5.5	13	0
Saquon Barkley	15	6	0.4	7	0
Dion Lewis	1	1	1.0	1	0
TOTAL	20	29	1.5	13	0

RECEIVING	NO	YDS	AVG	LG	TD
Darius Slayton	6	102	17.0	41t	2
Saquon Barkley	6	60	10.0	38	0
Sterling Shepard	6	47	7.8	14	0
C.J. Board	2	17	8.5	10	0
Kaden Smith	2	17	8.5	12	0
Evan Engram	2	9	4.5	5	0
Wayne Gallman Jr.	1	14	14.0	14	0
Levine Toilolo	1	13	13.0	13	0
TOTAL	26	279	10.7	41T	2

TOP DEFENSE	TOT	SOLO	AST	SCK	YDS	INT
Blake Martinez	13	8	5	0.0	0.0	0
Corey Ballentine	9	7	2	0.0	0.0	0
Lorenzo Carter	7	4	3	0.0	0.0	0

FIELD GOALS	FGM/FGA	PERCENT	RESULTS
Graham Gano	1-1	100.0	21G
TOTAL	1-1	100.0	

TEAM STATISTICS

STEELERS

GIANTS

First Downs	19	20
3rd-Down Eff. (Made/Att/Pct)	8/15/53%	8/15/53%
4th-Down Eff. (Made/Att/Pct)	1/1/100%	1/1/100%
Total Net Yards	349	291
Total Plays	64	64
Yards Per Play	5.5	4.5
Rushes/Net Yards	30/141	20/29
Net Passing	208	262
Pass Attempts/Completions	32/21	41/26
Had Intercepted	0	2
Sacked/Yards Lost	2/21	3/17
Punts/Average	4/45.8	5/38.6
Penalties/Yards	3/21	4/25
Fumbles/Lost	3/1	0/0
Possession Time	31:44	28:16



WEEK 2
Denver Broncos 21, Pittsburgh Steelers 26
Heinz Field 🌐 Sep 20, 2020



Denver Broncos	0	3	11	7	—	21
Pittsburgh Steelers	7	10	0	9	—	26

SCORING DRIVES

TEAM	QTR	TIME	SCORING PLAY	DEN	PIT
Steelers	1	04:23	J.Conner 2 yd. run (C.Boswell kick) (9-59, 3:19)	0	7
Broncos	2	12:07	B.McManus 49 yd. Field Goal (5-5, 2:53)	3	7
Steelers	2	06:23	C.Claypool 84 yd. pass from B.Roethlisberger (C.Boswell kick) (1-84, 0:11)	3	14
Steelers	2	00:39	C.Boswell 21 yd. Field Goal (4-8, 1:19)	3	17
Broncos	3	08:00	B.McManus 28 yd. Field Goal (10-31, 3:50)	6	17
Broncos	3	01:07	N.Fant 20 yd. pass from J.Driskel (J.Driskel-N.Fant pass) (6-65, 2:47)	14	17
Steelers	4	11:26	D.Johnson 28 yd. pass from B.Roethlisberger (C.Boswell kick) (9-75, 4:41)	14	24
Steelers	4	10:01	S.Martin tackled in end zone by D.Watt for a Safety	14	26
Broncos	4	07:43	M.Gordon 16 yd. pass from J.Driskel (B.McManus kick) (6-54, 1:58)	21	26

DENVER BRONCOS

PASSING	ATT	CP	YDS	SK/YD	TD	LG	INT	RTG
Jeff Driskel	34	18	256	6/53	2	45	1	84.9
Drew Lock	5	1	20	1/8	0	20	0	43.8
TOTAL	39	19	276	7/61	2	45	1	78.6

RUSHING	ATT	YDS	AVG	LG	TD
Melvin Gordon III	19	70	3.7	17	0
Royce Freeman	3	20	6.7	13	0
KJ Hamler	1	9	9.0	9	0
Jeff Driskel	2	5	2.5	3	0
Sam Martin	1	0	0.0	0	0
TOTAL	26	104	4.0	17	0

RECEIVING	NO	YDS	AVG	LG	TD
Jerry Jeudy	4	62	15.5	20	0
Noah Fant	4	57	14.3	22	1
Courtland Sutton	3	66	22.0	45	0
KJ Hamler	3	48	16.0	18	0
Tim Patrick	2	24	12.0	17	0
Melvin Gordon III	2	14	7.0	16t	1
DaeSean Hamilton	1	5	5.0	5	0
TOTAL	19	276	14.5	45	2

TOP DEFENSE	TOT	SOLO	AST	SCK	YDS	INT
Alexander Johnson	8	6	2	0.0	0.0	0
Justin Simmons	8	7	1	0.0	0.0	1
Michael Ojemudia	6	5	1	0.0	0.0	0

FIELD GOALS	FGM/FGA PERCENT	RESULTS
Brandon McManus	2-3 66.7	49G, 58WR, 28G
TOTAL	2-3 66.7	

PITTSBURGH STEELERS

PASSING	ATT	CP	YDS	SK/YD	TD	LG	INT	RTG
Ben Roethlisberger	41	29	311	1/10	2	84t	1	98.7
TOTAL	41	29	311	1/10	2	84T	1	98.7

RUSHING	ATT	YDS	AVG	LG	TD
James Conner	16	106	6.6	59	1
Benny Snell Jr.	3	5	1.7	3	0
Ben Roethlisberger	3	-2	-0.7	0	0
TOTAL	22	109	5.0	59	1

RECEIVING	NO	YDS	AVG	LG	TD
Diontae Johnson	8	92	11.5	28t	1
JuJu Smith-Schuster	7	48	6.9	18	0
Chase Claypool	3	88	29.3	84t	1
Eric Ebron	3	43	14.3	21	0
James Washington	3	22	7.3	10	0
James Conner	2	15	7.5	9	0
Jaylen Samuels	1	4	4.0	4	0
Vance McDonald	1	3	3.0	3	0
Benny Snell Jr.	1	-4	-4.0	-4	0
TOTAL	29	311	10.7	84T	2

TOP DEFENSE	TOT	SOLO	AST	SCK	YDS	INT
Mike Hilton	8	8	0	1.0	8.0	0
Devin Bush	7	6	1	0.0	0.0	0
Vince Williams	7	6	1	0.0	0.0	0

FIELD GOALS	FGM/FGA PERCENT	RESULTS
Chris Boswell	1-1 100.0	21G
TOTAL	1-1 100.0	

TEAM STATISTICS

BRONCOS

STEELERS

First Downs	23	19
3rd-Down Eff. (Made/Att/Pct)	5/15/33%	2/12/17%
4th-Down Eff. (Made/Att/Pct)	0/2/0%	1/2/50%
Total Net Yards	319	410
Total Plays	72	64
Yards Per Play	4.4	6.4
Rushes/Net Yards	26/104	22/109
Net Passing	215	301
Pass Attempts/Completions	39/19	41/29
Had Intercepted	1	1
Sacked/Yards Lost	7/61	1/10
Punts/Average	4/42.3	5/41.8
Penalties/Yards	4/30	10/89
Fumbles/Lost	2/1	2/1
Possession Time	30:31	29:29



WEEK 3
Houston Texans 21, Pittsburgh Steelers 28
 Heinz Field 🌈 Pittsburgh, Pa. 🌈 Sep 27, 2020



Houston Texans	7	14	0	0	—	21
Pittsburgh Steelers	3	14	3	8	—	28

SCORING DRIVES

TEAM	QTR	TIME	SCORING PLAY	HOU	PIT
Steelers	1	08:55	C.Boswell 33 yd. Field Goal (11-63, 5:11)	0	3
Texans	1	06:01	R.Cobb 28 yd. pass from D.Watson (K.Fairbairn kick) (7-74, 2:54)	7	3
Texans	2	11:32	Da.Johnson 2 yd. run (K.Fairbairn Kick) (9-54, 3:58)	14	3
Steelers	2	05:05	E.Ebron 10 yd. pass from B.Roethlisberger (C.Boswell kick) (12-75, 6:27)	14	10
Steelers	2	01:14	J.Smith-Schuster 26 yd. pass from B.Roethlisberger (C.Boswell kick) (7-63, 1:24)	14	17
Texans	2	00:24	W.Fuller 14 yd. pass from D.Watson (K.Fairbairn kick) (5-75, 0:50)	21	17
Steelers	3	09:54	C.Boswell 26 yd. Field Goal (12-62, 5:06)	21	20
Steelers	4	06:24	J.Conner 12 yd. run (B.Roethlisberger-J.Smith-Schuster pass) (12-79, 7:03)	21	28

HOUSTON TEXANS

PASSING	ATT	CP	YDS	SK/YD	TD	LG	INT	RTG
Deshawn Watson	27	19	264	5/33	2	34	1	110.7
TOTAL	27	19	264	5/33	2	34	1	110.7

RUSHING	ATT	YDS	AVG	LG	TD
David Johnson	13	23	1.8	5	1
Deshawn Watson	1	5	5.0	5	0
C.J. Prosise	1	1	1.0	1	0
TOTAL	15	29	1.9	5	1

RECEIVING	NO	YDS	AVG	LG	TD
Randall Cobb	4	95	23.8	34	1
Will Fuller V	4	54	13.5	17	1
Kenny Stills	3	35	11.7	20	0
Brandin Cooks	3	23	7.7	20	0
Jordan Akins	2	28	14.0	20	0
David Johnson	2	23	11.5	20	0
Cullen Gillaspia	1	6	6.0	6	0
TOTAL	19	264	13.9	34	2

TOP DEFENSE	TOT	SOLO	AST	SCK	YDS	INT
Benardrick McKinney	11	7	4	0.0	0.0	0
Zach Cunningham	11	8	3	0.0	0.0	0
Justin Reid	6	4	2	0.0	0.0	0

FIELD GOALS	FGM/FGA	PERCENT	RESULTS
No Field Goals			

PITTSBURGH STEELERS

PASSING	ATT	CP	YDS	SK/YD	TD	LG	INT	RTG
Ben Roethlisberger	36	23	237	2/19	2	26t	0	101.3
TOTAL	36	23	237	2/19	2	26T	0	101.3

RUSHING	ATT	YDS	AVG	LG	TD
James Conner	18	109	6.1	25	1
Anthony McFarland Jr.	6	42	7.0	20	0
Benny Snell Jr.	7	11	1.6	4	0
Diontae Johnson	1	9	9.0	9	0
Jaylen Samuels	1	1	1.0	1	0
Ben Roethlisberger	5	-3	-0.6	2	0
TOTAL	38	169	4.4	25	1

RECEIVING	NO	YDS	AVG	LG	TD
Eric Ebron	5	52	10.4	17	1
James Washington	5	36	7.2	15	0
JuJu Smith-Schuster	4	43	10.8	26t	1
James Conner	4	40	10.0	13	0
Vance McDonald	3	35	11.7	15	0
Chase Claypool	1	24	24.0	24	0
Anthony McFarland Jr.	1	7	7.0	7	0
TOTAL	23	237	10.3	26T	2

TOP DEFENSE	TOT	SOLO	AST	SCK	YDS	INT
Mike Hilton	7	7	0	0.0	0.0	1
Minkah Fitzpatrick	5	5	0	0.0	0.0	0
Devin Bush	4	2	2	0.5	3.0	0

FIELD GOALS	FGM/FGA	PERCENT	RESULTS
Chris Boswell	2-2	100.0	33G, 26G
TOTAL	2-2	100.0	

TEAM STATISTICS

	TEXANS	STEELERS
First Downs	13	25
3rd-Down Eff. (Made/Att/Pct)	5/12/42%	8/18/44%
4th-Down Eff. (Made/Att/Pct)	0/0/0%	2/2/100%
Total Net Yards	260	387
Total Plays	47	76
Yards Per Play	5.5	5.1
Rushes/Net Yards	15/29	38/169
Net Passing	231	218
Pass Attempts/Completions	27/19	36/23
Had Intercepted	1	0
Sacked/Yards Lost	5/33	2/19
Punts/Average	6/48.5	4/44.3
Penalties/Yards	4/49	2/14
Fumbles/Lost	0/0	1/0
Possession Time	23:09	36:51



29

WEEK 5
Philadelphia Eagles 29, Pittsburgh Steelers 38
 4,708 🇺🇸 Heinz Field 🇺🇸 Oct 11, 2020



38

Philadelphia Eagles	7	7	8	7	—	29
Pittsburgh Steelers	7	10	14	7	—	38

SCORING DRIVES

TEAM	QTR	TIME	SCORING PLAY	PHI	PIT
Steelers	1	01:04	C.Claypool 2 yd. run (C.Boswell kick) (14-62, 7:07)	0	7
Eagles	1	00:07	M.Sanders 74 yd. run (J.Elliott kick) (3-75, 0:57)	7	7
Steelers	2	11:49	C.Claypool 32 yd. pass from B.Roethlisberger (C.Boswell kick) (7-75, 3:18)	7	14
Eagles	2	06:17	M.Sanders 1 yd. run (J.Elliott kick) (10-76, 5:32)	14	14
Steelers	2	01:57	C.Boswell 41 yd. Field Goal (8-52, 4:20)	14	17
Steelers	3	13:01	C.Claypool 5 yd. pass from B.Roethlisberger (C.Boswell kick) (6-75, 1:59)	14	24
Steelers	3	10:32	J.Conner 1 yd. run (C.Boswell kick) (4-23, 2:12)	14	31
Eagles	3	05:58	G.Ward 8 yd. pass from C.Wentz (C.Wentz-J.Hightower pass) (7-75, 4:34)	22	31
Eagles	4	11:27	T.Fulgham 4 yd. pass from C.Wentz (J.Elliott kick) (10-80, 5:27)	29	31
Steelers	4	02:59	C.Claypool 35 yd. pass from B.Roethlisberger (C.Boswell kick) (4-53, 0:19)	29	37

PHILADELPHIA EAGLES

PASSING	ATT	CP	YDS	SK/YD	TD	LG	INT	RTG
Carson Wentz	35	20	258	5/34	2	37	2	75.7
Jalen Hurts	1	1	18	0/0	0	18	0	118.8
TOTAL	36	21	276	5/34	2	37	2	78.0

RUSHING	ATT	YDS	AVG	LG	TD
Miles Sanders	11	80	7.3	74t	2
Carson Wentz	4	11	2.8	4	0
Boston Scott	1	3	3.0	3	0
TOTAL	16	94	5.9	74T	2

RECEIVING	NO	YDS	AVG	LG	TD
Travis Fulgham	10	152	15.2	31	1
Greg Ward	4	26	6.5	11	1
Miles Sanders	2	19	9.5	11	0
John Hightower	2	18	9.0	9	0
J.J. Arcega-Whiteside	1	37	37.0	37	0
Richard Rodgers	1	18	18.0	18	0
Zach Ertz	1	6	6.0	6	0
TOTAL	21	276	13.1	37	2

TOP DEFENSE	TOT	SOLO	AST	SCK	YDS	INT
Duke Riley	12	7	5	0.0	0.0	0
Darius Slay	8	7	1	0.0	0.0	0
Jalen Mills	7	5	2	0.0	0.0	0

FIELD GOALS	FGM/FGA	PERCENT	RESULTS
Jake Elliott	0-1	0.0	57WR
TOTAL	0-1	0.0	

PITTSBURGH STEELERS

PASSING	ATT	CP	YDS	SK/YD	TD	LG	INT	RTG
Ben Roethlisberger	34	27	239	1/8	3	35t	0	125.4
TOTAL	34	27	239	1/8	3	35T	0	125.4

RUSHING	ATT	YDS	AVG	LG	TD
Ray-Ray McCloud	2	63	31.5	58	0
James Conner	15	44	2.9	25	1
Benny Snell Jr.	7	19	2.7	8	0
Anthony McFarland Jr.	3	6	2.0	4	0
Chase Claypool	3	6	2.0	3	1
Ben Roethlisberger	2	-2	-1.0	-1	0
TOTAL	32	136	4.3	58	2

RECEIVING	NO	YDS	AVG	LG	TD
Chase Claypool	7	110	15.7	35t	3
Eric Ebron	5	43	8.6	17	0
JuJu Smith-Schuster	4	28	7.0	14	0
James Washington	3	25	8.3	12	0
James Conner	3	19	6.3	11	0
Ray-Ray McCloud	3	12	4.0	8	0
Vance McDonald	1	4	4.0	4	0
Diontae Johnson	1	-2	-2.0	-2	0
TOTAL	27	239	8.9	35T	3

TOP DEFENSE	TOT	SOLO	AST	SCK	YDS	INT
Mike Hilton	8	8	0	1.0	8.0	0
Steven Nelson	6	5	1	0.0	0.0	2
Stephon Tuitt	5	2	3	1.5	8.0	0

FIELD GOALS	FGM/FGA	PERCENT	RESULTS
Chris Boswell	1-1	100.0	41G
TOTAL	1-1	100.0	

TEAM STATISTICS

EAGLES

STEELERS

First Downs	20	25
3rd-Down Eff. (Made/Att/Pct)	10/14/71%	11/15/73%
4th-Down Eff. (Made/Att/Pct)	0/1/0%	0/0/0%
Total Net Yards	336	367
Total Plays	57	67
Yards Per Play	5.9	5.5
Rushes/Net Yards	16/94	32/136
Net Passing	242	231
Pass Attempts/Completions	36/21	34/27
Had Intercepted	2	0
Sacked/Yards Lost	5/34	1/8
Punts/Average	2/50.0	2/41.5
Penalties/Yards	9/84	8/86
Fumbles/Lost	0/0	1/1
Possession Time	25:17	34:43



WEEK 6
Cleveland Browns 7, Pittsburgh Steelers 38
5,260 🇺🇸 Heinz Field 🇺🇸 Oct 18, 2020



Cleveland Browns	0	7	0	0	—	7
Pittsburgh Steelers	10	14	7	7	—	38

SCORING DRIVES

TEAM	QTR	TIME	SCORING PLAY	CLE	PIT
Steelers	1	10:35	C.Boswell 35 yd. Field Goal (11-58, 4:25)	0	3
Steelers	1	08:58	M.Fitzpatrick 33 yd. interception return (C.Boswell kick)	0	10
Steelers	2	10:28	J.Conner 3 yd. run (C.Boswell kick) (7-88, 3:37)	0	17
Steelers	2	05:43	J.Washington 28 yd. pass from B.Roethlisberger (C.Boswell kick) (4-50, 1:58)	0	24
Browns	2	01:01	R.Higgins 13 yd. pass from B.Mayfield (C.Parkey kick) (9-75, 4:42)	7	24
Steelers	3	00:52	C.Claypool 3 yd. run (C.Boswell kick) (8-28, 5:03)	7	31
Steelers	4	08:08	B.Snell 1 yd. run (C.Boswell kick) (9-55, 5:35)	7	38

CLEVELAND BROWNS

PASSING	ATT	CP	YDS	SK/YD	TD	LG	INT	RTG
Baker Mayfield	18	10	119	4/20	1	36	2	54.9
Case Keenum	10	5	46	0/0	0	24	0	62.9
TOTAL	28	15	165	4/20	1	36	2	53.4

RUSHING	ATT	YDS	AVG	LG	TD
Kareem Hunt	13	40	3.1	10	0
Dontrell Hilliard	4	29	7.3	19	0
Baker Mayfield	1	5	5.0	5	0
D'Ernest Johnson	4	1	0.3	6	0
TOTAL	22	75	3.4	19	0

RECEIVING	NO	YDS	AVG	LG	TD
Austin Hooper	5	52	10.4	36	0
Jarvis Landry	3	40	13.3	24	0
Odell Beckham Jr.	2	25	12.5	13	0
Kareem Hunt	2	17	8.5	12	0
Rashard Higgins	1	13	13.0	13t	1
Harrison Bryant	1	11	11.0	11	0
David Njoku	1	7	7.0	7	0
TOTAL	15	165	11.0	36	1

TOP DEFENSE	TOT	SOLO	AST	SCK	YDS	INT
B.J. Goodson	9	5	4	0.5	6.0	0
Andrew Sendejo	7	4	3	0.0	0.0	0
Sheldrick Redwine	6	4	2	0.5	6.0	0

FIELD GOALS	FGM/FGA	PERCENT	RESULTS
No Field Goals			

PITTSBURGH STEELERS

PASSING	ATT	CP	YDS	SK/YD	TD	LG	INT	RTG
Ben Roethlisberger	22	14	162	2/20	1	36	0	100.9
Mason Rudolph	1	1	6	0/0	0	6	0	91.7
TOTAL	23	15	168	2/20	1	36	0	101.4

RUSHING	ATT	YDS	AVG	LG	TD
James Conner	20	101	5.1	14	1
Benny Snell Jr.	6	17	2.8	5	1
Chase Claypool	2	7	3.5	4	1
Ben Roethlisberger	3	5	1.7	4	0
Anthony McFarland Jr.	3	2	0.7	3	0
Mason Rudolph	3	-3	-1.0	-1	0
TOTAL	37	129	3.5	14	3

RECEIVING	NO	YDS	AVG	LG	TD
Chase Claypool	4	74	18.5	36	0
James Washington	4	68	17.0	28t	1
Eric Ebron	2	9	4.5	7	0
JuJu Smith-Schuster	2	6	3.0	5	0
Anthony McFarland Jr.	1	6	6.0	6	0
Benny Snell Jr.	1	4	4.0	4	0
James Conner	1	1	1.0	1	0
TOTAL	15	168	11.2	36	1

TOP DEFENSE	TOT	SOLO	AST	SCK	YDS	INT
Cameron Heyward	8	6	2	0.0	0.0	0
Vince Williams	6	3	3	0.0	0.0	0
Devin Bush	5	2	3	0.5	3.5	0

FIELD GOALS	FGM/FGA	PERCENT	RESULTS
Chris Boswell	1-1	100.0	35G
TOTAL	1-1	100.0	

TEAM STATISTICS

BROWNS

STEELERS

First Downs	12	18
3rd-Down Eff. (Made/Att/Pct)	1/12/8%	5/14/36%
4th-Down Eff. (Made/Att/Pct)	0/3/0%	2/2/100%
Total Net Yards	220	277
Total Plays	54	62
Yards Per Play	4.1	4.5
Rushes/Net Yards	22/75	37/129
Net Passing	145	148
Pass Attempts/Completions	28/15	23/15
Had Intercepted	2	0
Sacked/Yards Lost	4/20	2/20
Punts/Average	6/40.3	5/41.8
Penalties/Yards	7/55	6/45
Fumbles/Lost	1/0	0/0
Possession Time	25:54	34:06



WEEK 7
Pittsburgh Steelers 27, Tennessee Titans 24
10,355 🏠 Nissan Stadium 🌤 Oct 25, 2020



Pittsburgh Steelers	7	17	3	0	—	27
Tennessee Titans	0	7	10	7	—	24

SCORING DRIVES

TEAM	QTR	TIME	SCORING PLAY	PIT	TEN
Steelers	1	05:42	D.Johnson 11 yd. pass from B.Roethlisberger (C.Boswell kick) (16-75, 9:18)	7	0
Steelers	2	12:16	B.Snell 1 yd. run (C.Boswell kick) (13-61, 7:05)	14	0
Titans	2	05:26	C.Davis 4 yd. pass from R.Tannehill (S.Gostkowski kick) (12-75, 6:50)	14	7
Steelers	2	02:50	C.Boswell 38 yd. Field Goal (7-55, 2:36)	17	7
Steelers	2	00:52	D.Johnson 9 yd. pass from B.Roethlisberger (C.Boswell kick) (3-17, 0:43)	24	7
Steelers	3	10:26	C.Boswell 30 yd. Field Goal (7-54, 2:53)	27	7
Titans	3	09:36	A.Brown 73 yd. pass from R.Tannehill (S.Gostkowski kick) (2-75, 0:50)	27	14
Titans	3	02:55	S.Gostkowski 51 yd. Field Goal (4-3, 0:49)	27	17
Titans	4	10:13	D.Henry 1 yd. run (S.Gostkowski kick) (12-70, 5:25)	27	24

PITTSBURGH STEELERS

PASSING	ATT	CP	YDS	SK/YD	TD	LG	INT	RTG
Ben Roethlisberger	49	32	268	0/0	2	28	3	67.4
TOTAL	49	32	268	0/0	2	28	3	67.4

RUSHING	ATT	YDS	AVG	LG	TD
James Conner	20	82	4.1	24	0
Anthony McFarland Jr.	1	6	6.0	6	0
Jaylen Samuels	1	5	5.0	5	0
Benny Snell Jr.	2	2	1.0	1t	1
Ben Roethlisberger	1	-1	-1.0	-1	0
TOTAL	25	94	3.8	24	1

RECEIVING	NO	YDS	AVG	LG	TD
JuJu Smith-Schuster	9	85	9.4	28	0
Diontae Johnson	9	80	8.9	14	2
Eric Ebron	6	50	8.3	22	0
James Conner	3	29	9.7	18	0
Vance McDonald	2	14	7.0	9	0
Ray-Ray McCloud	2	12	6.0	9	0
Chase Claypool	1	-2	-2.0	-2	0
TOTAL	32	268	8.4	28	2

TOP DEFENSE	TOT	SOLO	AST	SCK	YDS	INT
Vince Williams	10	8	2	1.0	3.0	0
Joe Haden	7	4	3	0.0	0.0	0
Minkah Fitzpatrick	5	3	2	0.0	0.0	0

FIELD GOALS	FGM/FGA	PERCENT	RESULTS
Chris Boswell	2-2	100.0	38G, 30G
TOTAL	2-2	100.0	

TENNESSEE TITANS

PASSING	ATT	CP	YDS	SK/YD	TD	LG	INT	RTG
Ryan Tannehill	30	18	220	2/10	2	73t	0	104.9
Brett Kern	1	0	0	0/0	0	0	0	39.6
TOTAL	31	18	220	2/10	2	73T	0	101.5

RUSHING	ATT	YDS	AVG	LG	TD
Derrick Henry	20	75	3.8	17	1
Ryan Tannehill	2	5	2.5	4	0
Jeremy McNichols	1	2	2.0	2	0
TOTAL	23	82	3.6	17	1

RECEIVING	NO	YDS	AVG	LG	TD
A.J. Brown	6	153	25.5	73t	1
Corey Davis	6	35	5.8	7	1
Anthony Firkser	2	7	3.5	4	0
Derrick Henry	2	-3	-1.5	-1	0
Adam Humphries	1	19	19.0	19	0
Jonnu Smith	1	9	9.0	9	0
TOTAL	18	220	12.2	73T	2

TOP DEFENSE	TOT	SOLO	AST	SCK	YDS	INT
Jayon Brown	8	7	1	0.0	0.0	1
Malcolm Butler	8	7	1	0.0	0.0	0
Kevin Byard	6	6	0	0.0	0.0	0

FIELD GOALS	FGM/FGA	PERCENT	RESULTS
Stephen Gostkowski	1-2	50.0	51G, 45WR
TOTAL	1-2	50.0	

TEAM STATISTICS

STEELERS

TITANS

First Downs	23	15
3rd-Down Eff. (Made/Att/Pct)	13/18/72%	5/13/38%
4th-Down Eff. (Made/Att/Pct)	0/0/0%	0/1/0%
Total Net Yards	362	292
Total Plays	74	56
Yards Per Play	4.9	5.2
Rushes/Net Yards	25/94	23/82
Net Passing	268	210
Pass Attempts/Completions	49/32	31/18
Had Intercepted	3	0
Sacked/Yards Lost	0/0	2/10
Punts/Average	2/50.0	4/60.5
Penalties/Yards	8/69	7/73
Fumbles/Lost	2/0	1/0
Possession Time	36:37	23:23



WEEK 8
Pittsburgh Steelers 28, Baltimore Ravens 24
4,345 M&T Bank Stadium Nov 1, 2020



Pittsburgh Steelers	7	0	14	7	—	28
Baltimore Ravens	7	10	0	7	—	24

SCORING DRIVES

TEAM	QTR	TIME	SCORING PLAY	PIT	BAL
Steelers	1	14:06	R.Spillane 33 yd. interception return (C.Boswell kick)	7	0
Ravens	1	08:44	M.Boykin 6 yd. pass from L.Jackson (J.Tucker kick) (9-75, 5:22)	7	7
Ravens	2	07:24	G.Edwards 1 yd. run (J.Tucker kick) (9-80, 5:18)	7	14
Ravens	2	00:00	J.Tucker 51 yd. Field Goal (15-59, 3:44)	7	17
Steelers	3	13:21	E.Ebron 18 yd. pass from B.Roethlisberger (C.Boswell kick) (2-21, 0:43)	13	17
Steelers	3	05:38	J.Conner 1 yd. run (C.Boswell kick) (10-77, 6:10)	21	17
Ravens	4	11:56	M.Brown 3 yd. pass from L.Jackson (J.Tucker kick) (8-53, 3:58)	21	24
Steelers	4	07:29	C.Claypool 8 yd. pass from B.Roethlisberger (C.Boswell kick) (8-80, 4:27)	28	24

PITTSBURGH STEELERS

PASSING	ATT	CP	YDS	SK/YD	TD	LG	INT	RTG
Ben Roethlisberger	32	21	182	2/9	2	24	0	101.3
TOTAL	32	21	182	2/9	2	24	0	101.3

RUSHING	ATT	YDS	AVG	LG	TD
James Conner	15	47	3.1	18	1
Anthony McFarland Jr.	1	1	1.0	1	0
TOTAL	16	48	3.0	18	1

RECEIVING	NO	YDS	AVG	LG	TD
JuJu Smith-Schuster	7	67	9.6	24	0
Chase Claypool	5	42	8.4	10	1
Eric Ebron	4	48	12.0	18t	1
James Conner	3	13	4.3	13	0
Diontae Johnson	1	6	6.0	6	0
Ray-Ray McCloud	1	6	6.0	6	0
TOTAL	21	182	8.7	24	2

TOP DEFENSE	TOT	SOLO	AST	SCK	YDS	INT
Robert Spillane	11	10	1	0.0	0.0	1
Stephon Tuitt	9	8	1	2.0	15.0	0
Joe Haden	7	6	1	0.0	0.0	0

FIELD GOALS	FGM/FGA	PERCENT	RESULTS
No Field Goals			

BALTIMORE RAVENS

PASSING	ATT	CP	YDS	SK/YD	TD	LG	INT	RTG
Lamar Jackson	28	13	208	4/16	2	39	2	65.8
TOTAL	28	13	208	4/16	2	39	2	65.8

RUSHING	ATT	YDS	AVG	LG	TD
J.K. Dobbins	15	113	7.5	28	0
Gus Edwards	16	87	5.4	25	1
Lamar Jackson	16	65	4.1	14	0
TOTAL	47	265	5.6	28	1

RECEIVING	NO	YDS	AVG	LG	TD
Willie Snead IV	5	106	21.2	34	0
Mark Andrews	3	32	10.7	18	0
Miles Boykin	2	20	10.0	14	1
Devin Duvernay	1	39	39.0	39	0
J.K. Dobbins	1	8	8.0	8	0
Marquise Brown	1	3	3.0	3t	1
TOTAL	13	208	16.0	39	2

TOP DEFENSE	TOT	SOLO	AST	SCK	YDS	INT
DeShon Elliott	7	4	3	0.5	1.0	0
Marcus Peters	5	3	2	0.0	0.0	0
Marlon Humphrey	4	2	2	0.0	0.0	0

FIELD GOALS	FGM/FGA	PERCENT	RESULTS
Justin Tucker	1-1	100.0	51G
TOTAL	1-1	100.0	

TEAM STATISTICS	STEELERS	RAVENS
First Downs	19	25
3rd-Down Eff. (Made/Att/Pct)	3/9/33%	8/15/53%
4th-Down Eff. (Made/Att/Pct)	0/0/0%	1/2/50%
Total Net Yards	221	457
Total Plays	50	79
Yards Per Play	4.4	5.8
Rushes/Net Yards	16/48	47/265
Net Passing	173	192
Pass Attempts/Completions	32/21	28/13
Had Intercepted	0	2
Sacked/Yards Lost	2/9	4/16
Punts/Average	6/42.2	3/39.7
Penalties/Yards	3/30	9/110
Fumbles/Lost	3/1	4/2
Possession Time	24:38	35:22



WEEK 9
Pittsburgh Steelers 24, Dallas Cowboys 19
31,700 🌐 AT&T Stadium 🌐 Nov 8, 2020



Pittsburgh Steelers	0	9	0	15	—	24
Dallas Cowboys	3	10	6	0	—	19

SCORING DRIVES

TEAM	QTR	TIME	SCORING PLAY	PIT	DAL
Cowboys	1	03:55	G.Zuerlein 38 yd. Field Goal (12-65, 6:47)	0	3
Cowboys	2	07:45	C.Lamb 20 yd. pass from G.Gilbert (G.Zuerlein kick) (8-65, 3:41)	0	10
Cowboys	2	03:46	G.Zuerlein 44 yd. Field Goal (4-5, 2:15)	0	13
Steelers	2	01:10	J.Washington 17 yd. pass from B.Roethlisberger (kick failed, wl) (9-75, 2:36)	6	13
Steelers	2	00:00	C.Boswell 59 yd. Field Goal (4-2, 0:52)	9	13
Cowboys	3	10:17	G.Zuerlein 45 yd. Field Goal (11-50, 4:43)	9	16
Cowboys	3	02:13	G.Zuerlein 39 yd. Field Goal (12-53, 6:26)	9	19
Steelers	4	14:51	J.Smith-Schuster 31 yd. pass from B.Roethlisberger (kick blocked) (6-75, 2:22)	15	19
Steelers	4	07:11	C.Boswell 43 yd. Field Goal (11-75, 4:34)	18	19
Steelers	4	02:14	E.Ebron 8 yd. pass from B.Roethlisberger (pass failed) (6-79, 1:57)	24	19

PITTSBURGH STEELERS

PASSING	ATT	CP	YDS	SK/YD	TD	LG	INT	RTG
Ben Roethlisberger	42	29	306	0/0	3	42	0	113.8
Mason Rudolph	3	2	3	0/0	0	2	0	70.1
TOTAL	45	31	309	0/0	3	42	0	110.3

RUSHING	ATT	YDS	AVG	LG	TD
James Conner	9	22	2.4	6	0
Ben Roethlisberger	1	8	8.0	8	0
Anthony McFarland Jr.	3	7	2.3	6	0
Chase Claypool	1	4	4.0	4	0
Diontae Johnson	1	4	4.0	4	0
Benny Snell Jr.	3	1	0.3	3	0
TOTAL	18	46	2.6	8	0

RECEIVING	NO	YDS	AVG	LG	TD
Chase Claypool	8	69	8.6	14	0
JuJu Smith-Schuster	6	93	15.5	31t	1
Diontae Johnson	6	77	12.8	42	0
Eric Ebron	3	22	7.3	9	1
Ray-Ray McCloud	2	16	8.0	8	0
Anthony McFarland Jr.	2	15	7.5	8	0
James Conner	2	-2	-1.0	2	0
James Washington	1	17	17.0	17t	1
Vance McDonald	1	2	2.0	2	0
TOTAL	31	309	10.0	42	3

TOP DEFENSE	TOT	SOLO	AST	SCK	YDS	INT
Vince Williams	8	6	2	0.0	0.0	0
Minkah Fitzpatrick	6	5	1	0.0	0.0	1
Robert Spillane	6	6	0	0.0	0.0	0

FIELD GOALS	FGM/FGA	PERCENT	RESULTS
Chris Boswell	2-2	100.0	59G, 43G
TOTAL	2-2	100.0	

DALLAS COWBOYS

PASSING	ATT	CP	YDS	SK/YD	TD	LG	INT	RTG
Garrett Gilbert	38	21	243	2/23	1	32	1	72.6
TOTAL	38	21	243	2/23	1	32	1	72.6

RUSHING	ATT	YDS	AVG	LG	TD
Tony Pollard	9	57	6.3	20	0
Ezekiel Elliott	18	51	2.8	10	0
Garrett Gilbert	3	28	9.3	15	0
Amari Cooper	1	8	8.0	8	0
TOTAL	31	144	4.6	20	0

RECEIVING	NO	YDS	AVG	LG	TD
Amari Cooper	5	67	13.4	32	0
CeeDee Lamb	4	71	17.8	32	1
Dalton Schultz	4	48	12.0	16	0
Michael Gallup	3	36	12.0	20	0
Ezekiel Elliott	2	18	9.0	16	0
Cedrick Wilson	1	6	6.0	6	0
Tony Pollard	1	1	1.0	1	0
Blake Bell	1	-4	-4.0	-4	0
TOTAL	21	243	11.6	32	1

TOP DEFENSE	TOT	SOLO	AST	SCK	YDS	INT
Jaylon Smith	8	7	1	0.0	0.0	0
Trevon Diggs	7	7	0	0.0	0.0	0
Xavier Woods	7	6	1	0.0	0.0	0

FIELD GOALS	FGM/FGA	PERCENT	RESULTS
Greg Zuerlein	4-4	100.0	38G, 44G, 45G, 39G
TOTAL	4-4	100.0	

TEAM STATISTICS

STEELERS

COWBOYS

First Downs	20	19
3rd-Down Eff. (Made/Att/Pct)	5/13/38%	8/17/47%
4th-Down Eff. (Made/Att/Pct)	0/2/0%	0/1/0%
Total Net Yards	355	364
Total Plays	63	71
Yards Per Play	5.6	5.1
Rushes/Net Yards	18/46	31/144
Net Passing	309	220
Pass Attempts/Completions	45/31	38/21
Had Intercepted	0	1
Sacked/Yards Lost	0/0	2/23
Punts/Average	4/50.8	2/39.5
Penalties/Yards	3/16	7/70
Fumbles/Lost	0/0	1/1
Possession Time	26:36	33:24



WEEK 10
Cincinnati Bengals 10, Pittsburgh Steelers 36
 5,909 Heinz Field Nov 15, 2020



Cincinnati Bengals	0	7	0	3	—	10
Pittsburgh Steelers	12	10	7	7	—	36

SCORING DRIVES

TEAM	QTR	TIME	SCORING PLAY	CIN	PIT
Steelers	1	11:23	C.Boswell 41 yd. Field Goal (4-9, 2:01)	0	3
Steelers	1	04:50	C.Boswell 30 yd. Field Goal (6-34, 2:25)	0	6
Steelers	1	01:51	D.Johnson 12 yd. pass from B.Roethlisberger (pass failed) (3-74, 1:01)	0	12
Bengals	2	10:37	T.Higgins 2 yd. pass from J.Burrow (R.Bullock kick) (8-90, 3:21)	7	12
Steelers	2	07:23	J.Smith-Schuster 8 yd. pass from B.Roethlisberger (C.Boswell kick) (7-78, 3:14)	7	19
Steelers	2	01:48	C.Boswell 45 yd. Field Goal (8-57, 2:20)	7	22
Steelers	3	04:22	C.Claypool 11 yd. pass from B.Roethlisberger (C.Boswell kick) (12-67, 4:12)	7	29
Steelers	4	10:31	C.Claypool 5 yd. pass from B.Roethlisberger (C.Boswell kick) (5-15, 2:41)	7	36
Bengals	4	05:05	R.Bullock 37 yd. Field Goal (10-56, 5:26)	10	36

CINCINNATI BENGALS

PASSING	ATT	CP	YDS	SK/YD	TD	LG	INT	RTG
Joe Burrow	40	21	213	4/28	1	54	0	76.4
TOTAL	40	21	213	4/28	1	54	0	76.4

RUSHING	ATT	YDS	AVG	LG	TD
Samaje Perine	7	48	6.9	15	0
Shawn Williams	1	39	39.0	39	0
Giovani Bernard	8	30	3.8	11	0
Trayveon Williams	5	22	4.4	8	0
TOTAL	21	139	6.6	39	0

RECEIVING	NO	YDS	AVG	LG	TD
Tee Higgins	7	115	16.4	54	1
Tyler Boyd	6	41	6.8	20	0
Giovani Bernard	4	17	4.3	13	0
Auden Tate	2	24	12.0	19	0
Drew Sample	1	9	9.0	9	0
Samaje Perine	1	7	7.0	7	0
TOTAL	21	213	10.1	54	1

TOP DEFENSE	TOT	SOLO	AST	SCK	YDS	INT
Tony Brown	9	6	3	0.0	0.0	0
Germaine Pratt	7	4	3	0.0	0.0	0
Jessie Bates III	7	5	2	0.0	0.0	0

FIELD GOALS	FGM/FGA	PERCENT	RESULTS
Randy Bullock	1-1	100.0	37G
TOTAL	1-1	100.0	

PITTSBURGH STEELERS

PASSING	ATT	CP	YDS	SK/YD	TD	LG	INT	RTG
Ben Roethlisberger	46	27	333	0/0	4	46	0	110.1
TOTAL	46	27	333	0/0	4	46	0	110.1

RUSHING	ATT	YDS	AVG	LG	TD
James Conner	13	36	2.8	16	0
Benny Snell Jr.	3	12	4.0	8	0
Ben Roethlisberger	1	0	0.0	0	0
Ray-Ray McCloud	1	-1	-1.0	-1	0
Chase Claypool	2	-3	-1.5	0	0
TOTAL	20	44	2.2	16	0

RECEIVING	NO	YDS	AVG	LG	TD
JuJu Smith-Schuster	9	77	8.6	24	1
Diontae Johnson	6	116	19.3	46	1
Chase Claypool	4	56	14.0	15	2
Eric Ebron	2	38	19.0	24	0
James Washington	2	30	15.0	16	0
James Conner	2	12	6.0	8	0
Ray-Ray McCloud	2	4	2.0	4	0
TOTAL	27	333	12.3	46	4

TOP DEFENSE	TOT	SOLO	AST	SCK	YDS	INT
Terrell Edmunds	8	5	3	0.0	0.0	0
Minkah Fitzpatrick	6	6	0	0.0	0.0	0
Robert Spillane	5	4	1	1.0	6.0	0

FIELD GOALS	FGM/FGA	PERCENT	RESULTS
Chris Boswell	3-3	100.0	41G, 30G, 45G
TOTAL	3-3	100.0	

TEAM STATISTICS

BENGALS

STEELERS

First Downs	16	22
3rd-Down Eff. (Made/Att/Pct)	0/13/0%	6/16/38%
4th-Down Eff. (Made/Att/Pct)	2/3/67%	0/0/0%
Total Net Yards	324	377
Total Plays	65	66
Yards Per Play	5.0	5.7
Rushes/Net Yards	21/139	20/44
Net Passing	185	333
Pass Attempts/Completions	40/21	46/27
Had Intercepted	0	0
Sacked/Yards Lost	4/28	0/0
Punts/Average	9/44.6	7/49.3
Penalties/Yards	6/65	6/45
Fumbles/Lost	2/2	0/0
Possession Time	29:32	30:28



WEEK 11
Pittsburgh Steelers 27, Jacksonville Jaguars 3
17,244 TIAA Bank Field Nov 22, 2020



Pittsburgh Steelers	0	17	0	10	—	27
Jacksonville Jaguars	3	0	0	0	—	3

SCORING DRIVES

TEAM	QTR	TIME	SCORING PLAY	PIT	JAX
Jaguars	1	10:57	C.McLaughlin 41 yd. Field Goal (9-52, 4:03)	0	3
Steelers	2	10:45	C.Boswell 44 yd. Field Goal (9-50, 4:15)	3	3
Steelers	2	07:00	C.Claypool 31 yd. pass from B.Roethlisberger (C.Boswell kick) (6-71, 2:49)	10	3
Steelers	2	00:44	B.Snell 1 yd. run (C.Boswell kick) (7-61, 2:13)	17	3
Steelers	4	10:21	C.Boswell 47 yd. Field Goal (9-45, 3:50)	20	3
Steelers	4	06:40	E.Ebron 20 yd. pass from B.Roethlisberger (C.Boswell kick) (4-50, 1:52)	27	3

PITTSBURGH STEELERS

PASSING	ATT	CP	YDS	SK/YD	TD	LG	INT	RTG
Ben Roethlisberger	46	32	267	0/0	2	31t	1	89.7
TOTAL	46	32	267	0/0	2	31T	1	89.7

RUSHING	ATT	YDS	AVG	LG	TD
James Conner	13	89	6.8	25	0
Benny Snell Jr.	7	15	2.1	5	1
Anthony McFarland Jr.	3	3	1.0	1	0
Ray-Ray McCloud	1	3	3.0	3	0
Mason Rudolph	3	-4	-1.3	-1	0
TOTAL	27	106	3.9	25	1

RECEIVING	NO	YDS	AVG	LG	TD
Diontae Johnson	12	111	9.3	23	0
Chase Claypool	4	59	14.8	31t	1
Eric Ebron	4	36	9.0	20t	1
Ray-Ray McCloud	4	20	5.0	13	0
JuJu Smith-Schuster	4	19	4.8	9	0
James Conner	3	10	3.3	14	0
James Washington	1	12	12.0	12	0
TOTAL	32	267	8.3	31T	2

TOP DEFENSE	TOT	SOLO	AST	SCK	YDS	INT
Cameron Heyward	5	1	4	0.0	0.0	0
Minkah Fitzpatrick	5	3	2	0.0	0.0	2
Vince Williams	5	4	1	0.0	0.0	0

FIELD GOALS	FGM/FGA	PERCENT	RESULTS
Chris Boswell	2-3	66.7	45WL, 44G, 47G
TOTAL	2-3	66.7	

JACKSONVILLE JAGUARS

PASSING	ATT	CP	YDS	SK/YD	TD	LG	INT	RTG
Jake Luton	37	16	151	2/18	0	19	4	15.5
TOTAL	37	16	151	2/18	0	19	4	15.5

RUSHING	ATT	YDS	AVG	LG	TD
James Robinson	17	73	4.3	18	0
TOTAL	17	73	4.3	18	0

RECEIVING	NO	YDS	AVG	LG	TD
DJ Chark Jr.	4	41	10.3	19	0
Devine Ozigbo	3	5	1.7	3	0
Tyler Eifert	2	32	16.0	17	0
Keelan Cole Sr.	2	26	13.0	17	0
James Robinson	2	21	10.5	15	0
Chris Conley	1	13	13.0	13	0
Ben Ellefson	1	10	10.0	10	0
Eric Saubert	1	3	3.0	3	0
TOTAL	16	151	9.4	19	0

TOP DEFENSE	TOT	SOLO	AST	SCK	YDS	INT
Joe Schobert	13	8	5	0.0	0.0	0
Chris Claybrooks	9	7	2	0.0	0.0	0
Jarrod Wilson	9	6	3	0.0	0.0	0

FIELD GOALS	FGM/FGA	PERCENT	RESULTS
Chase McLaughlin	1-1	100.0	41G
TOTAL	1-1	100.0	

TEAM STATISTICS

STEELERS

JAGUARS

First Downs	23	14
3rd-Down Eff. (Made/Att/Pct)	7/17/41%	4/13/31%
4th-Down Eff. (Made/Att/Pct)	1/1/100%	0/1/0%
Total Net Yards	373	206
Total Plays	73	56
Yards Per Play	5.1	3.7
Rushes/Net Yards	27/106	17/73
Net Passing	267	133
Pass Attempts/Completions	46/32	37/16
Had Intercepted	1	4
Sacked/Yards Lost	0/0	2/18
Punts/Average	5/43.2	6/54.0
Penalties/Yards	6/42	8/105
Fumbles/Lost	0/0	1/0
Possession Time	36:29	23:31



14

WEEK 12
Baltimore Ravens 14, Pittsburgh Steelers 19
Heinz Field 📶 Dec 2, 2020



19

Baltimore Ravens	7	0	0	7	—	14
Pittsburgh Steelers	6	6	0	7	—	19

SCORING DRIVES

TEAM	QTR	TIME	SCORING PLAY	BAL	PIT
Steelers	1	06:57	J.Haden 14 yd. interception return (kick failed, wr)	0	6
Ravens	1	02:07	G.Edwards 1 yd. run (J.Tucker kick) (4:16, 2:24)	7	6
Steelers	2	11:50	C.Boswell 25 yd. Field Goal (12:73, 5:17)	7	9
Steelers	2	04:27	C.Boswell 27 yd. Field Goal (13:65, 5:14)	7	12
Steelers	4	13:20	J.Smith-Schuster 1 yd. pass from B.Roethlisberger (C.Boswell kick) (12:61, 4:52)	7	19
Ravens	4	02:58	M.Brown 70 yd. pass from T.McSorley (J.Tucker kick) (2:84, 0:32)	14	19

BALTIMORE RAVENS

PASSING	ATT	CP	YDS	SK/YD	TD	LG	INT	RTG
Robert Griffin III	12	7	33	3/20	0	8	1	28.5
Trace McSorley	6	2	77	0/0	1	70t	0	121.5
TOTAL	18	9	110	3/20	1	70T	1	64.6

RUSHING	ATT	YDS	AVG	LG	TD
Robert Griffin III	7	68	9.7	39	0
Justice Hill	9	35	3.9	19	0
Trace McSorley	3	16	5.3	9	0
Gus Edwards	9	10	1.1	6	1
TOTAL	28	129	4.6	39	1

RECEIVING	NO	YDS	AVG	LG	TD
Marquise Brown	4	85	21.3	70t	1
Devin Duvernay	3	20	6.7	8	0
Justice Hill	2	5	2.5	6	0
TOTAL	9	110	12.2	70T	1

TOP DEFENSE	TOT	SOLO	AST	SCK	YDS	INT
Chuck Clark	13	5	8	0.0	0.0	0
Patrick Queen	8	5	3	0.0	0.0	0
DeShon Elliott	7	5	2	0.0	0.0	0

FIELD GOALS	FGM/FGA	PERCENT	RESULTS
No Field Goals			

PITTSBURGH STEELERS

PASSING	ATT	CP	YDS	SK/YD	TD	LG	INT	RTG
Ben Roethlisberger	51	36	266	0/0	1	27	1	81.0
TOTAL	51	36	266	0/0	1	27	1	81.0

RUSHING	ATT	YDS	AVG	LG	TD
Benny Snell Jr.	16	60	3.8	13	0
Anthony McFarland Jr.	3	9	3.0	3	0
Ben Roethlisberger	1	-1	-1.0	-1	0
TOTAL	20	68	3.4	13	0

RECEIVING	NO	YDS	AVG	LG	TD
Diontae Johnson	8	46	5.8	11	0
JuJu Smith-Schuster	8	37	4.6	11	1
Eric Ebron	7	54	7.7	27	0
Chase Claypool	6	52	8.7	22	0
Benny Snell Jr.	3	33	11.0	13	0
James Washington	2	19	9.5	16	0
Anthony McFarland Jr.	1	17	17.0	17	0
Ray-Ray McCloud	1	8	8.0	8	0
TOTAL	36	266	7.4	27	1

TOP DEFENSE	TOT	SOLO	AST	SCK	YDS	INT
Robert Spillane	6	6	0	0.0	0.0	0
T.J. Watt	6	4	2	2.0	12.0	0
Bud Dupree	5	5	0	0.0	0.0	0

FIELD GOALS	FGM/FGA	PERCENT	RESULTS
Chris Boswell	2-2	100.0	25G, 27G
TOTAL	2-2	100.0	

TEAM STATISTICS

RAVENS

STEELERS

First Downs	10	22
3rd-Down Eff. (Made/Att/Pct)	3/13/23%	6/14/43%
4th-Down Eff. (Made/Att/Pct)	1/1/100%	0/2/0%
Total Net Yards	219	334
Total Plays	49	71
Yards Per Play	4.5	4.7
Rushes/Net Yards	28/129	20/68
Net Passing	90	266
Pass Attempts/Completions	18/9	51/36
Had Intercepted	1	1
Sacked/Yards Lost	3/20	0/0
Punts/Average	7/45.9	4/44.3
Penalties/Yards	7/86	5/40
Fumbles/Lost	1/1	3/1
Possession Time	26:21	33:39



WEEK 13
Washington 23, Pittsburgh Steelers 17
Heinz Field 🇺🇸 Dec 7, 2020



Washington	0	3	7	13	—	23
Pittsburgh Steelers	0	14	0	3	—	17

SCORING DRIVES

TEAM	QTR	TIME	SCORING PLAY	WAS	PIT
Steelers	2	10:33	D.Johnson 3 yd. pass from B.Roethlisberger (M.Wright kick) (14-72, 6:16)	0	7
Steelers	2	03:54	J.Washington 50 yd. pass from B.Roethlisberger (M.Wright kick) (1-50, 0:09)	0	14
Washington	2	00:01	D.Hopkins 49 yd. Field Goal (6-28, 0:49)	3	14
Washington	3	08:16	P.Barber 1 yd. run (D.Hopkins kick) (14-82, 6:44)	10	14
Steelers	4	14:57	M.Wright 37 yd. Field Goal (11-63, 4:23)	10	17
Washington	4	09:09	L.Thomas 15 yd. pass from A.Smith (D.Hopkins kick) (8-53, 3:14)	17	17
Washington	4	02:04	D.Hopkins 45 yd. Field Goal (9-45, 2:49)	20	17
Washington	4	00:17	D.Hopkins 45 yd. Field Goal (4-2, 1:42)	23	17

WASHINGTON

PASSING	ATT	CP	YDS	SK/YD	TD	LG	INT	RTG
Alex Smith	46	31	296	3/23	1	31	0	92.3
TOTAL	46	31	296	3/23	1	31	0	92.3

RUSHING	ATT	YDS	AVG	LG	TD
Peyton Barber	14	23	1.6	5	1
Antonio Gibson	2	14	7.0	13	0
J.D. McKissic	5	8	1.6	8	0
TOTAL	21	45	2.1	13	1

RECEIVING	NO	YDS	AVG	LG	TD
J.D. McKissic	10	70	7.0	16	0
Logan Thomas	9	98	10.9	30	1
Cam Sims	5	92	18.4	31	0
Steven Sims Sr.	4	17	4.3	9	0
Terry McLaurin	2	14	7.0	12	0
Isaiah Wright	1	5	5.0	5	0
TOTAL	31	296	9.5	31	1

TOP DEFENSE	TOT	SOLO	AST	SCK	YDS	INT
Jon Bostic	10	4	6	0.0	0.0	1
Cole Holcomb	9	4	5	0.0	0.0	0
Kamren Curl	8	7	1	0.0	0.0	0

FIELD GOALS	FGM/FGA	PERCENT	RESULTS
Dustin Hopkins	3-3	100.0	49G, 45G, 45G
TOTAL	3-3	100.0	

PITTSBURGH STEELERS

PASSING	ATT	CP	YDS	SK/YD	TD	LG	INT	RTG
Ben Roethlisberger	53	33	305	0/0	2	50t	1	82.7
TOTAL	53	33	305	0/0	2	50T	1	82.7

RUSHING	ATT	YDS	AVG	LG	TD
Anthony McFarland Jr.	4	15	3.8	9	0
Benny Snell Jr.	8	5	0.6	4	0
Jaylen Samuels	1	1	1.0	1	0
Ben Roethlisberger	1	0	0.0	0	0
TOTAL	14	21	1.5	9	0

RECEIVING	NO	YDS	AVG	LG	TD
Diontae Johnson	8	71	8.9	17	1
Eric Ebron	7	68	9.7	22	0
JuJu Smith-Schuster	7	28	4.0	9	0
Jaylen Samuels	3	11	3.7	8	0
James Washington	2	80	40.0	50t	1
Chase Claypool	2	38	19.0	30	0
Benny Snell Jr.	2	5	2.5	4	0
Ray-Ray McCloud	2	4	2.0	6	0
TOTAL	33	305	9.2	50T	2

TOP DEFENSE	TOT	SOLO	AST	SCK	YDS	INT
Avery Williamson	9	6	3	0.0	0.0	0
Vince Williams	7	3	4	0.0	0.0	0
Mike Hilton	6	5	1	0.0	0.0	0

FIELD GOALS	FGM/FGA	PERCENT	RESULTS
Matthew Wright	1-1	100.0	37G
TOTAL	1-1	100.0	

TEAM STATISTICS

WASHINGTON

STEELERS

First Downs	18	17
3rd-Down Eff. (Made/Att/Pct)	4/17/24%	6/15/40%
4th-Down Eff. (Made/Att/Pct)	0/1/0%	0/2/0%
Total Net Yards	318	326
Total Plays	70	67
Yards Per Play	4.5	4.9
Rushes/Net Yards	21/45	14/21
Net Passing	273	305
Pass Attempts/Completions	46/31	53/33
Had Intercepted	0	1
Sacked/Yards Lost	3/23	0/0
Punts/Average	7/46.0	6/44.3
Penalties/Yards	9/62	6/45
Fumbles/Lost	1/0	2/0
Possession Time	30:26	29:34



WEEK 14
Pittsburgh Steelers 15, Buffalo Bills 26
Bills Stadium 🌐 Dec 13, 2020



Pittsburgh Steelers	0	7	0	8	—	15
Buffalo Bills	0	9	14	3	—	26

SCORING DRIVES

TEAM	QTR	TIME	SCORING PLAY	PIT	BUF
Steelers	2	08:21	J.Washington 19 yd. pass from B.Roethlisberger (C.Boswell kick) (3-30, 1:15)	7	0
Bills	2	01:42	T.Bass 34 yd. Field Goal (9-58, 3:14)	7	3
Bills	2	00:52	T.Johnson 51 yd. Interception return (kick failed, wr)	7	9
Bills	3	10:23	S.Diggs 19 yd. pass from J.Allen (T.Bass kick) (8-68, 4:37)	7	16
Bills	3	07:02	G.Davis 13 yd. pass from J.Allen (T.Bass kick) (4-57, 2:05)	7	23
Steelers	4	12:18	J.Smith-Schuster 3 yd. pass from B.Roethlisberger (B.Roethlisberger-E.Ebron pass) (10-81, 4:38)	15	23
Bills	4	08:07	T.Bass 23 yd. Field Goal (11-61, 4:11)	15	26

PITTSBURGH STEELERS

PASSING	ATT	CP	YDS	SK/YD	TD	LG	INT	RTG
Ben Roethlisberger	37	21	187	1/10	2	20	2	65.9
TOTAL	37	21	187	1/10	2	20	2	65.9

RUSHING	ATT	YDS	AVG	LG	TD
James Conner	10	18	1.8	5	0
Jaylen Samuels	4	15	3.8	6	0
Benny Snell Jr.	3	14	4.7	7	0
TOTAL	17	47	2.8	7	0

RECEIVING	NO	YDS	AVG	LG	TD
JuJu Smith-Schuster	6	55	9.2	20	1
Diontae Johnson	4	40	10.0	17	0
James Washington	3	29	9.7	19t	1
Jaylen Samuels	3	18	6.0	8	0
Chase Claypool	3	15	5.0	6	0
Eric Ebron	2	30	15.0	17	0
TOTAL	21	187	8.9	20	2

TOP DEFENSE	TOT	SOLO	AST	SCK	YDS	INT
Avery Williamson	11	9	2	0.0	0.0	0
Marcus Allen	8	5	3	0.0	0.0	0
Terrell Edmunds	8	3	5	0.0	0.0	0

FIELD GOALS	FGM/FGA	PERCENT	RESULTS
No Field Goals			

BUFFALO BILLS

PASSING	ATT	CP	YDS	SK/YD	TD	LG	INT	RTG
Josh Allen	43	24	238	1/8	2	23	1	77.5
TOTAL	43	24	238	1/8	2	23	1	77.5

RUSHING	ATT	YDS	AVG	LG	TD
Zack Moss	13	43	3.3	13	0
Devin Singletary	7	32	4.6	14	0
Josh Allen	6	28	4.7	11	0
Stefon Diggs	1	1	1.0	1	0
TOTAL	27	104	3.9	14	0

RECEIVING	NO	YDS	AVG	LG	TD
Stefon Diggs	10	130	13.0	23	1
Cole Beasley	5	41	8.2	13	0
Dawson Knox	4	34	8.5	16	0
Gabriel Davis	3	19	6.3	13t	1
Isaiah McKenzie	1	12	12.0	12	0
Devin Singletary	1	2	2.0	2	0
TOTAL	24	238	9.9	23	2

TOP DEFENSE	TOT	SOLO	AST	SCK	YDS	INT
Jordan Poyer	8	4	4	0.0	0.0	0
Taron Johnson	7	4	3	0.0	0.0	1
Tremaine Edmunds	6	2	4	0.0	0.0	0

FIELD GOALS	FGM/FGA	PERCENT	RESULTS
Tyler Bass	2-2	100.0	34G, 23G
TOTAL	2-2	100.0	

TEAM STATISTICS

STEELERS

BILLS

First Downs	14	21
3rd-Down Eff. (Made/Att/Pct)	1/10/10%	7/14/50%
4th-Down Eff. (Made/Att/Pct)	0/0/0%	0/0/0%
Total Net Yards	224	334
Total Plays	55	71
Yards Per Play	4.1	4.7
Rushes/Net Yards	17/47	27/104
Net Passing	177	230
Pass Attempts/Completions	37/21	43/24
Had Intercepted	2	1
Sacked/Yards Lost	1/10	1/8
Punts/Average	8/39.8	5/45.6
Penalties/Yards	3/55	7/48
Fumbles/Lost	1/0	3/1
Possession Time	24:45	35:15



WEEK 15
Pittsburgh Steelers 17, Cincinnati Bengals 27
10,249 🌐 Paul Brown Stadium 🌐 Dec 21, 2020



Pittsburgh Steelers	0	0	10	7	—	17
Cincinnati Bengals	3	14	0	10	—	27

SCORING DRIVES

TEAM	QTR	TIME	SCORING PLAY	PIT	CIN
Bengals	1	05:12	A.Seibert 34 yd. Field Goal (6-4, 4:04)	0	3
Bengals	2	12:05	G.Bernard 4 yd. run (A.Seibert kick) (7-38, 3:44)	0	10
Bengals	2	04:20	G.Bernard 14 yd. pass from R.Finley (A.Seibert Kick) (3-26, 1:32)	0	17
Steelers	3	12:07	Di.Johnson 23 yd. pass from B.Roethlisberger (C.Boswell kick) (4-67, 1:27)	7	17
Steelers	3	05:27	C.Boswell 25 yd. Field Goal (10-67, 5:00)	10	17
Bengals	4	11:21	R.Finley 23 yd. run (A.Seibert kick) (9-80, 5:54)	10	24
Steelers	4	05:32	B.Snell 1 yd. run (C.Boswell kick) (12-75, 5:49)	17	24
Bengals	4	00:12	A.Seibert 33 yd. Field Goal (4-9, 1:40)	17	27

PITTSBURGH STEELERS

PASSING	ATT	CP	YDS	SK/YD	TD	LG	INT	RTG
Ben Roethlisberger	38	20	170	1/12	1	37	1	62.4
TOTAL	38	20	170	1/12	1	37	1	62.4

RUSHING	ATT	YDS	AVG	LG	TD
Benny Snell Jr.	18	84	4.7	29	1
Anthony McFarland Jr.	1	5	5.0	5	0
Jaylen Samuels	1	4	4.0	4	0
Ben Roethlisberger	2	-1	-0.5	0	0
Chase Claypool	1	-6	-6.0	-6	0
TOTAL	23	86	3.7	29	1

RECEIVING	NO	YDS	AVG	LG	TD
Diontae Johnson	8	59	7.4	23t	1
Chase Claypool	3	54	18.0	37	0
Benny Snell Jr.	3	23	7.7	14	0
JuJu Smith-Schuster	3	15	5.0	21	0
Jaylen Samuels	1	12	12.0	12	0
Anthony McFarland Jr.	1	9	9.0	9	0
Ray-Ray McCloud	1	-2	-2.0	-2	0
TOTAL	20	170	8.5	37	1

TOP DEFENSE	TOT	SOLO	AST	SCK	YDS	INT
Avery Williamson	7	4	3	0.0	0.0	0
Cameron Heyward	7	4	3	0.0	0.0	0
Minkah Fitzpatrick	7	6	1	0.0	0.0	0

FIELD GOALS	FGM/FGA	PERCENT	RESULTS
Chris Boswell	1-1	100.0	25G
TOTAL	1-1	100.0	

CINCINNATI BENGLS

PASSING	ATT	CP	YDS	SK/YD	TD	LG	INT	RTG
Ryan Finley	13	7	89	2/11	1	30	0	101.1
TOTAL	13	7	89	2/11	1	30	0	101.1

RUSHING	ATT	YDS	AVG	LG	TD
Giovani Bernard	25	83	3.3	11	1
Ryan Finley	10	47	4.7	23t	1
Samaje Perine	4	14	3.5	8	0
Trayveon Williams	2	8	4.0	5	0
TOTAL	41	152	3.7	23T	2

RECEIVING	NO	YDS	AVG	LG	TD
Tee Higgins	3	31	10.3	14	0
A.J. Green	2	40	20.0	30	0
Giovani Bernard	1	14	14.0	14t	1
Drew Sample	1	4	4.0	4	0
TOTAL	7	89	12.7	30	1

TOP DEFENSE	TOT	SOLO	AST	SCK	YDS	INT
Josh Bynes	8	3	5	0.0	0.0	0
Vonn Bell	7	5	2	0.0	0.0	0
Germaine Pratt	6	3	3	0.0	0.0	0

FIELD GOALS	FGM/FGA	PERCENT	RESULTS
Austin Seibert	2-3	66.7	34G, 55WR, 33G
TOTAL	2-3	66.7	

TEAM STATISTICS

STEELERS

BENGALS

First Downs	12	13
3rd-Down Eff. (Made/Att/Pct)	4/16/25%	4/14/29%
4th-Down Eff. (Made/Att/Pct)	1/2/50%	0/0/0%
Total Net Yards	244	230
Total Plays	62	56
Yards Per Play	3.9	4.1
Rushes/Net Yards	23/86	41/152
Net Passing	158	78
Pass Attempts/Completions	38/20	13/7
Had Intercepted	1	0
Sacked/Yards Lost	1/12	2/11
Punts/Average	6/52.2	7/45.6
Penalties/Yards	4/30	2/16
Fumbles/Lost	3/2	0/0
Possession Time	27:57	32:03



24

WEEK 16
Indianapolis Colts 24, Pittsburgh Steelers 28
 Heinz Field 🌐 Dec 27, 2020



28

Indianapolis Colts	7	14	3	0	—	24
Pittsburgh Steelers	0	7	7	14	—	28

SCORING DRIVES

TEAM	QTR	TIME	SCORING PLAY	IND	PIT
Colts	1	09:48	J.Taylor 6 yd. run (R.Blankenship kick) (9-70, 4:45)	7	0
Steelers	2	13:47	J.Conner 1 yd. run (M.Wright kick) (3-3, 0:50)		7
Colts	2	06:35	J.Taylor 1 yd. run (R.Blankenship kick) (12-85, 7:12)	14	7
Colts	2	04:02	Z.Pascal 42 yd. pass from P.Rivers (R.Blankenship kick) (2-43, 0:48)	21	7
Colts	3	09:23	R.Blankenship 28 yd. Field Goal (10-65, 5:37)	24	7
Steelers	3	03:16	Di.Johnson 39 yd. pass from B.Roethlisberger (M.Wright kick) (1-39, 0:07)	24	14
Steelers	4	14:52	E.Ebron 5 yd. pass from B.Roethlisberger (M.Wright kick) (5-74, 1:51)	24	21
Steelers	4	07:38	J.Smith-Schuster 25 yd. pass from B.Roethlisberger (M.Wright kick) (10-84, 4:28)	24	28

INDIANAPOLIS COLTS

PASSING	ATT	CP	YDS	SK/YD	TD	LG	INT	RTG
Philip Rivers	34	21	270	5/32	1	42t	1	84.2
TOTAL	34	21	270	5/32	1	42T	1	84.2

RUSHING	ATT	YDS	AVG	LG	TD
Jonathan Taylor	18	74	4.1	18	2
Nyheim Hines	8	44	5.5	11	0
Ashton Dulin	1	8	8.0	8	0
Jacoby Brissett	1	1	1.0	1	0
TOTAL	28	127	4.5	18	2

RECEIVING	NO	YDS	AVG	LG	TD
Jack Doyle	4	50	12.5	18	0
Nyheim Hines	4	20	5.0	11	0
Zach Pascal	3	64	21.3	42t	1
T.Y. Hilton	3	60	20.0	25	0
Michael Pittman Jr.	3	38	12.7	26	0
Trey Burton	3	18	6.0	11	0
Mo Alie-Cox	1	20	20.0	20	0
TOTAL	21	270	12.9	42T	1

TOP DEFENSE	TOT	SOLO	AST	SCK	YDS	INT
Darius Leonard	10	4	6	0.0	0.0	0
Kenny Moore II	6	4	2	0.0	0.0	0
T.J. Carrie	6	4	2	0.0	0.0	0

FIELD GOALS	FGM/FGA	PERCENT	RESULTS
Rodrigo Blankenship	1-1	100.0	28G
TOTAL	1-1	100.0	

PITTSBURGH STEELERS

PASSING	ATT	CP	YDS	SK/YD	TD	LG	INT	RTG
Ben Roethlisberger	49	34	341	1/9	3	39t	0	109.3
TOTAL	49	34	341	1/9	3	39T	0	109.3

RUSHING	ATT	YDS	AVG	LG	TD
James Conner	5	21	4.2	12	1
Diontae Johnson	1	2	2.0	2	0
Benny Snell Jr.	6	0	0.0	2	0
Ben Roethlisberger	2	-1	-0.5	0	0
TOTAL	14	22	1.6	12	1

RECEIVING	NO	YDS	AVG	LG	TD
Juju Smith-Schuster	9	96	10.7	25t	1
Diontae Johnson	8	74	9.3	39t	1
Eric Ebron	5	47	9.4	11	1
James Conner	5	45	9.0	10	0
Chase Claypool	4	54	13.5	34	0
James Washington	2	20	10.0	13	0
Vance McDonald	1	5	5.0	5	0
TOTAL	34	341	10.0	39T	3

TOP DEFENSE	TOT	SOLO	AST	SCK	YDS	INT
Avery Williamson	14	9	5	1.0	8.0	0
Minkah Fitzpatrick	8	6	2	0.0	0.0	0
Alex Highsmith	7	3	4	0.0	0.0	0

FIELD GOALS	FGM/FGA	PERCENT	RESULTS
	No Field Goals		

TEAM STATISTICS

COLTS

STEELERS

First Downs	21	26
3rd-Down Eff. (Made/Att/Pct)	5/13/38%	4/11/36%
4th-Down Eff. (Made/Att/Pct)	0/1/0%	0/1/0%
Total Net Yards	365	354
Total Plays	67	64
Yards Per Play	5.4	5.5
Rushes/Net Yards	28/127	14/22
Net Passing	238	332
Pass Attempts/Completions	34/21	49/34
Had Intercepted	1	0
Sacked/Yards Lost	5/32	1/9
Punts/Average	5/42.4	6/48.0
Penalties/Yards	9/83	6/49
Fumbles/Lost	1/1	1/0
Possession Time	32:28	27:32



WEEK 17
Pittsburgh Steelers 22, Cleveland Browns 24
11,989 FirstEnergy Stadium Jan 3, 2021



Pittsburgh Steelers	0	6	3	13	—	22
Cleveland Browns	7	3	7	7	—	24

SCORING DRIVES

TEAM	QTR	TIME	SCORING PLAY	PIT	CLE
Browns	1	09:29	N.Chubb 47 yd. run (C.Parkey kick) (6-85, 2:41)	0	7
Browns	2	09:45	C.Parkey 23 yd. Field Goal (10-70, 4:20)	0	10
Steelers	2	04:10	M.Wright 29 yd. Field Goal (11-66, 5:35)	3	10
Steelers	2	01:07	M.Wright 46 yd. Field Goal (8-48, 1:18)	6	10
Steelers	3	08:29	M.Wright 46 yd. Field Goal (7-52, 2:51)	9	10
Browns	3	03:48	A.Hooper 2 yd. pass from B.Mayfield (C.Parkey kick) (8-76, 4:41)	9	17
Browns	4	14:57	J.Landry 3 yd. run (C.Parkey kick) (4-20, 1:34)	9	24
Steelers	4	10:07	C.Claypool 28 yd. pass from M.Rudolph (M.Wright kick) (13-75, 4:50)	16	24
Steelers	4	01:23	J.Smith-Schuster 2 yd. pass from M.Rudolph (pass failed) (7-65, 2:14)	22	24

PITTSBURGH STEELERS

PASSING	ATT	CP	YDS	SK/YD	TD	LG	INT	RTG
Mason Rudolph	39	22	315	1/8	2	47	1	89.2
Joshua Dobbs	5	4	2	0/0	0	3	0	79.2
TOTAL	44	26	317	1/8	2	47	1	87.0

RUSHING	ATT	YDS	AVG	LG	TD
James Conner	9	37	4.1	9	0
Joshua Dobbs	2	20	10.0	13	0
Anthony McFarland Jr.	5	17	3.4	6	0
Benny Snell Jr.	3	10	3.3	6	0
Mason Rudolph	1	1	1.0	1	0
TOTAL	20	85	4.3	13	0

RECEIVING	NO	YDS	AVG	LG	TD
JuJu Smith-Schuster	6	65	10.8	26	1
Chase Claypool	5	101	20.2	41	1
Vance McDonald	5	33	6.6	14	0
James Conner	5	25	5.0	11	0
Diontae Johnson	3	96	32.0	47	0
Ray-Ray McCloud	2	-3	-1.5	0	0
TOTAL	26	317	12.2	47	2

TOP DEFENSE	TOT	SOLO	AST	SCK	YDS	INT
Alex Highsmith	9	6	3	1.0	10.0	0
Avery Williamson	8	6	2	0.0	0.0	0
Marcus Allen	7	6	1	0.0	0.0	0

FIELD GOALS	FGM/FGA	PERCENT	RESULTS
Matthew Wright	3-3	100.0	29G, 46G, 46G
TOTAL	3-3	100.0	

CLEVELAND BROWNS

PASSING	ATT	CP	YDS	SK/YD	TD	LG	INT	RTG
Baker Mayfield	27	17	196	4/30	1	42	0	97.1
TOTAL	27	17	196	4/30	1	42	0	97.1

RUSHING	ATT	YDS	AVG	LG	TD
Nick Chubb	14	108	7.7	47t	1
Baker Mayfield	6	44	7.3	28	0
Kareem Hunt	10	37	3.7	12	0
Jarvis Landry	1	3	3.0	3t	1
TOTAL	31	192	6.2	47T	2

RECEIVING	NO	YDS	AVG	LG	TD
Jarvis Landry	5	51	10.2	14	0
Austin Hooper	4	37	9.3	13	1
Rashard Higgins	2	55	27.5	42	0
KhaDarel Hodge	2	25	12.5	15	0
David Njoku	2	13	6.5	14	0
Donovan Peoples-Jones	1	11	11.0	11	0
Kareem Hunt	1	4	4.0	4	0
TOTAL	17	196	11.5	42	1

TOP DEFENSE	TOT	SOLO	AST	SCK	YDS	INT
Jacob Phillips	10	8	2	0.0	0.0	0
Karl Joseph	6	3	3	0.0	0.0	0
Ronnie Harrison Jr.	6	5	1	0.0	0.0	0

FIELD GOALS	FGM/FGA	PERCENT	RESULTS
Cody Parkey	1-1	100.0	23G
TOTAL	1-1	100.0	

TEAM STATISTICS

STEELERS

BROWNS

First Downs	18	21
3rd-Down Eff. (Made/Att/Pct)	8/17/47%	6/12/50%
4th-Down Eff. (Made/Att/Pct)	2/2/100%	0/2/0%
Total Net Yards	394	358
Total Plays	65	62
Yards Per Play	6.1	5.8
Rushes/Net Yards	20/85	31/192
Net Passing	309	166
Pass Attempts/Completions	44/26	27/17
Had Intercepted	1	0
Sacked/Yards Lost	1/8	4/30
Punts/Average	3/43.3	3/46.3
Penalties/Yards	2/15	4/19
Fumbles/Lost	0/0	0/0
Possession Time	27:50	32:10



AFC WILD CARD PLAYOFF GAME
Cleveland Browns 48, Pittsburgh Steelers 37
 Heinz Field Jan 10, 2021



Cleveland Browns	28	7	0	13	—	48
Pittsburgh Steelers	0	10	13	14	—	37

SCORING DRIVES

TEAM	QTR	TIME	SCORING PLAY	CLE	PIT
Browns	1	14:46	K.Joseph fumble recovery in end zone (C.Parkey kick)	7	0
Browns	1	09:46	J.Landry 40 yd. pass from B.Mayfield (C.Parkey kick) (3-46, 0:58)	14	0
Browns	1	04:40	K.Hunt 11 yd. run (C.Parkey kick) (6-65, 3:00)	21	0
Browns	1	01:56	K.Hunt 8 yd. run (C.Parkey kick) (3-15, 1:22)	28	0
Steelers	2	01:44	J.Conner 1 yd. run (C.Boswell kick) (13-89, 5:36)	28	7
Browns	2	00:34	A.Hooper 7 yd. pass from B.Mayfield (C.Parkey kick) (9-64, 1:10)	35	7
Steelers	2	00:01	C.Boswell 49 yd. Field Goal (5-37, 0:34)	35	10
Steelers	3	07:22	E.Ebron 17 yd. pass from B.Roethlisberger (pass failed) (8-84, 3:45)	35	16
Steelers	3	02:57	J.Smith-Schuster 5 yd. pass from B.Roethlisberger (C.Boswell kick) (12-68, 3:25)	35	23
Browns	4	12:32	N.Chubb 40 yd. pass from B.Mayfield (C.Parkey kick) (6-80, 2:20)	42	23
Steelers	4	11:08	C.Claypool 29 yd. pass from B.Roethlisberger (pass failed) (4-76, 1:24)	42	29
Browns	4	04:28	C.Parkey 24 yd. Field Goal (13-59, 6:40)	45	29
Browns	4	02:51	C.Parkey 37 yd. Field Goal (4-6, 0:25)	48	29
Steelers	4	01:09	C.Claypool 7 yd. pass from B.Roethlisberger (B.Roethlisberger-J.Conner pass) (8-77, 1:42)	48	37

CLEVELAND BROWNS

PASSING	ATT	CP	YDS	SK/YD	TD	LG	INT	RTG
Baker Mayfield	34	21	263	0/0	3	40t	0	115.2
TOTAL	34	21	263	0/0	3	40T	0	115.2

RUSHING	ATT	YDS	AVG	LG	TD
Nick Chubb	18	76	4.2	20	0
Kareem Hunt	8	48	6.0	13	2
Baker Mayfield	5	3	0.6	6	0
TOTAL	31	127	4.1	20	2

RECEIVING	NO	YDS	AVG	LG	TD
Austin Hooper	7	46	6.6	8	1
Jarvis Landry	5	92	18.4	40t	1
Nick Chubb	4	69	17.3	40t	1
Rashard Higgins	2	28	14.0	16	0
Kareem Hunt	1	13	13.0	13	0
Donovan Peoples-Jones	1	8	8.0	8	0
David Njoku	1	7	7.0	7	0
TOTAL	21	263	12.5	40T	3

TOP DEFENSE	TOT	SOLO	AST	SCK	YDS	INT
B.J. Goodson	10	8	2	0.0	0.0	0
M.J. Stewart Jr.	9	9	0	0.0	0.0	1
Robert Jackson	8	7	1	0.0	0.0	0

FIELD GOALS	FGM/FGA	PERCENT	RESULTS
Cody Parkey	2-2	100.0	24G, 37G
TOTAL	2-2	100.0	

PITTSBURGH STEELERS

PASSING	ATT	CP	YDS	SK/YD	TD	LG	INT	RTG
Ben Roethlisberger	68	47	501	0/0	4	33	4	85.5
TOTAL	68	47	501	0/0	4	33	4	85.5

RUSHING	ATT	YDS	AVG	LG	TD
James Conner	11	37	3.4	9	1
Benny Snell Jr.	2	13	6.5	11	0
Derek Watt	2	2	1.0	2	0
Ben Roethlisberger	1	0	0.0	0	0
TOTAL	16	52	3.3	11	1

RECEIVING	NO	YDS	AVG	LG	TD
JuJu Smith-Schuster	13	157	12.1	33	1
Diontae Johnson	11	117	10.6	19	0
Eric Ebron	7	62	8.9	17t	1
James Washington	5	72	14.4	27	0
Chase Claypool	5	59	11.8	29t	2
James Conner	5	30	6.0	9	0
Benny Snell Jr.	1	4	4.0	4	0
TOTAL	47	501	10.7	33	4

TOP DEFENSE	TOT	SOLO	AST	SCK	YDS	INT
Robert Spillane	9	6	3	0.0	0.0	0
Vince Williams	7	5	2	0.0	0.0	0
Minkah Fitzpatrick	6	4	2	0.0	0.0	0

FIELD GOALS	FGM/FGA	PERCENT	RESULTS
Chris Boswell	1-1	100.0	49G
TOTAL	1-1	100.0	

TEAM STATISTICS

BROWNS

STEELERS

First Downs	20	34
3rd-Down Eff. (Made/Att/Pct)	6/14/43%	8/15/53%
4th-Down Eff. (Made/Att/Pct)	0/0/0%	3/3/100%
Total Net Yards	390	553
Total Plays	65	84
Yards Per Play	6.0	6.6
Rushes/Net Yards	31/127	16/52
Net Passing	263	501
Pass Attempts/Completions	34/21	68/47
Had Intercepted	0	4
Sacked/Yards Lost	0/0	0/0
Punts/Average	5/39.6	3/41.7
Penalties/Yards	3/20	4/25
Fumbles/Lost	0/0	1/1
Possession Time	27:14	32:46