



Steelers

2021 WEEK 11

PITTSBURGH STEELERS AT L.A. CHARGERS

Sunday, Nov. 21
SoFi Stadium

PITTSBURGH STEELERS COMMUNICATIONS

Burt Lauten - Director of Communications
 Michael Bertsch - Communications Manager
 Angela Tegnella - Communications Coordinator
 MacKaiya Cherry - Communications Assistant/Social Media
 Kylie Wang - Communications Intern



UPMC ROONEY
SPORTS COMPLEX

PITTSBURGH STEELERS

3400 South Water Street • Pittsburgh, PA 15203
 412-432-7820

PITTSBURGH STEELERS GAME RELEASE WEEK II

L.A. CHARGERS

GAME INFORMATION

	Sunday, November 21 8:20 p.m. ET	SOFI Stadium Los Angeles, CA Capacity 70,000 // Matrix® Turf
	NBC Locally WPXI-TV	Al Michaels (play-by-play) Cris Collinsworth (analysis) Michele Tafoya (sideline)
	Steelers Radio Network (48 affiliates) 102.5 WDVE-FM (Pittsburgh) 970 WBGW-AM (Pittsburgh)	Bill Hillgrove (play-by-play) Craig Woffley (analysis) Missi Matthews (sideline) Max Starks (sideline)
	Westwood One Sports (National)	Ryan Radtke (play-by-play) Terrell Davis (analysis)

THE SERIES

All-Time	Steelers lead, 24-10	Last: Steelers Win, 24-17 (Oct. 13, 2019)
Home	Steelers lead, 15-4	Last: Chargers Win, 33-30 (Dec. 2, 2018)
Away	Steelers lead, 9-6	Last: Steelers Win, 24-17 (Oct. 13, 2019)

THE COACHES

	Head Coach	At Franchise	Overall	vs. Opp
Steelers	Mike Tomlin	150-81-2 (15)	150-81-2 (15)	5-2
Chargers	Brandon Staley	5-4 (1)	5-4 (1)	0-0

COMMUNICATIONS STAFF

Director of Communications	Burt Lauten	lautenb@steelers.nfl.com 412-432-7821
Communications Manager	Michael Bertsch	bertschm@steelers.nfl.com 412-432-7822
Communications Coordinator	Angela Tegnella	tegnellaa@steelers.nfl.com 412-432-7820
Communications Assistant/Social Media	MacKaiya Cherry	cherrym@steelers.nfl.com 412-432-7893
Communications Intern	Kylie Wang	wangk@steelers.nfl.com 412-432-7800 x6019

2021 REGULAR-SEASON SCHEDULE (5-3-1)

Day	Date	Opponent	TV	Time/Result
Sun.	Sept. 12	at Buffalo		W, 23-16
Sun.	Sept. 19	Las Vegas		L, 26-17
Sun.	Sept. 26	Cincinnati		L, 24-10
Sun.	Oct. 3	at Green Bay		L, 27-17
Sun.	Oct. 10	Denver	FOX	W, 27-19
Sun.	Oct. 17	Seattle		W, 23-20 (ot)

BYE WEEK

Sun.	Oct. 31	at Cleveland*		W, 15-10
Mon.	Nov. 8	Chicago	ESPN	W, 29-27
Sun.	Nov. 14	Detroit*	FOX	T, 16-16 (ot)
Sun.	Nov. 21	at L.A. Chargers		8:20 p.m.
Sun.	Nov. 28	at Cincinnati*		1 p.m.
Sun.	Dec. 5	Baltimore*		4:25 p.m.
Thur.	Dec. 9	at Minnesota	FOX	8:20 p.m.
Sun.	Dec. 19	Tennessee*		1 p.m.
Sun.	Dec. 26	at Kansas City*		4:25 p.m.
Mon.	Jan. 3	Cleveland	ESPN	8:15 p.m.
Sun.	Jan. 9	at Baltimore*		1 p.m.

*Sunday night games in Weeks 5-17 subject to change; Week 18 game TBD

NOTE: All times are Eastern

Home games in **BOLD**

2021 POSTSEASON SCHEDULE

Day	Date	Game
Sat./Sun.	Jan. 15/16	Wildcard Playoff Games
Sat./Sun.	Jan. 22/23	Divisional Playoff Games
Sun.	Jan. 30	Conference Championships
Sun.	Feb. 13	Super Bowl LVI (Los Angeles, CA)

WHAT'S INSIDE

3	Covering The Steelers	39-41	Special Team Notes	134	Opening Drives	154-155	Offense/Defense (GBG)
4	Countdown To Kickoff	42-44	Series History	135	Drive Production (GBG)	156-157	Turnover Chart
5	Sunday Night Football	45	NFL Standings	136	Scoring Drives	158-159	Ind. GBG (Passing)
5-11	Team Notes	46	Steelers Record When	137	Longest Drives	160	Ind. GBG (Rushing)
7	Steelers on the West Coast	47-51	Roster Information	138-139	Red-Zone Efficiency	161-162	Ind. GBG (Receiving)
12	Tomlin's Record When	52	Depth Chart	140	Yards Gained by Down	163-165	Ind. GBG (Defense)
13-16	Tomlin Notes	53-54	Transactions	141	Third Down Efficiency/Opp.	166	Ind. GBG (Fumble Returns)
17	Ben By The Numbers	55-124	Updated Player Bios	142	Fourth Down Efficiency/Opp.	167	Ind. GBG (Int. Returns)
18	Ben Moving On Up	125	Results	143-144	Big Plays/Opp. Big Plays	168	Ind. GBG (Special Teams)
19	Team Offense Notes	125-126	Individual Statistics	145-146	Big Plays/ Opp. Big Plays (GBG)	169	Ind. GBG (Punting)
19-24	Ben Roethlisberger Notes	127	Special Teams Tackles	147	Big Returns/Opp. Big Returns	170	Ind. GBG (Field Goals)
24-26	Individual Offense Notes	128	Game-by-Game Starters	148-150	Defensive Summaries	171	Ind. GBG (Kickoff Returns)
27-31	Team Defense Notes	129	Participation	151	Defensive Stats (GBG)	172	Ind. GBG (Punt Returns)
31-35	T.J. Watt Notes	130-131	Individual Game Highs	152	Team Rankings	173-181	Game Summaries
35-39	Individual Defense Notes	132-133	Drive Charts	153	Week-by-Week NFL Rankings	182-184	The Last Time

WEEKLY PRESS CONFERENCE

- The Steelers will make head coach **Mike Tomlin** available for a press conference at **Noon ET on Tuesday, Nov. 16**, in the UPMC Rooney Sports Complex Indoor Practice Field (Tier 2M only).

Tuesday, Nov. 16

- Coach Tomlin** press conference at Noon in the UPMC Rooney Sports Complex Indoor Practice Field
- No player availability: day off

Wednesday, Nov. 17

- Practice: 12:15 – 2:15 p.m.
- Coach Tomlin** after practice on the field (by request)
- Player(s)** after practice on the field

Thursday, Nov. 18

- DT **Cameron Heyward** at 9 a.m. on the field
- Coordinators** at 10:30 a.m. on the field
- Practice: 12:15 – 2:15 p.m.
- Additional player(s)** after practice on the field

Friday, Nov. 19

- Practice: 10:30 a.m. – 12:30 p.m.
- Coach Tomlin** after practice on the field (by request)
- LB **T.J. Watt** after practice on the field
- RB **Najee Harris** after practice on the field
- Additional player(s)** after practice on the field

Saturday, Nov. 20

- No media availability: day before game

Sunday, Nov. 21

- Pittsburgh Steelers at L.A. Chargers: 8:20 p.m. (NBC, locally WPXI-TV)

*Schedule subject to change

PITTSBURGH STEELERS ON OMG

- The Steelers media website is www.NFLOMG.com. Please follow the link and click on the Steelers logo to access the team's page.
- For general access to the NFL OMG site, use the following user name (steelersmedia) and password (steelersmedia).
- For customized access to the NFL OMG site, please email Michael Bertsch at BertschM@steelers.nfl.com, Angela Tegnella at TegnellaA@steelers.nfl.com and/or Kylie Wang at WangK@steelers.nfl.com.
- The Steelers interactive site will contain the complete 2021 Media Guide, all weekly game releases, player bios and rosters, Steelers staff information and bios, weekly flip cards, a game tracker, all Steelers team and individual records and statistics, Steelers historical information, daily press releases and transcripts and much more.
- The game releases and media guide are updated weekly during the season and available in a PDF format. Team notes, player bios, team and individual records, miscellaneous stats and game summaries are updated following each game and posted on the site.
- On gamedays, the site will host live statistics, updated player notes, postgame quotes and more. It is an easy-to-use, one-stop shop for all media needs and information regarding the Steelers.

NFLCOMMUNICATIONS.COM

- Journalists worldwide have access to the dedicated media website featuring news from the NFL and its teams. Daily releases, statistics, domestic and international NFL updates and other information about the NFL are available.

STEELERS RADIO COVERAGE

For the 23rd consecutive year, WDVE-FM (102.5) and WBGG-AM (970) are carrying all Steelers games.

Additionally, Steelers games can be heard on a 48-station network spanning Pennsylvania, West Virginia, Ohio, Maryland, New York and South Carolina. All Steelers games will be broadcast in both English and Spanish on Steelers.com.

For the 28th straight season, Bill Hillgrove serves as the "Voice of the Steelers" and handles play-by-play duties for the broadcast. Joining Hillgrove for his 20th season is former Steelers offensive lineman Craig Wolfley, who provides analysis. In her third year, Missi Matthews will be on the sideline throughout the regular season. Former Steelers offensive lineman Max Starks will provide sideline analysis.

Fans in Mexico can listen to broadcasts on Grupo Imagen and games are heard on www.steelers.com/espanol. Stations on the Steelers Radio Network include:

FLAGSHIP STATIONS

WDVE-FM (102.5), WBGG-AM (970)

AFFILIATES

PENNSYLVANIA

Altoona-WVAM (1430)
Altoona-WRKY (104.9)
Beaver Falls-WBVP (1230)
Beaver Falls-WMBA (1460)
Bedford-WBVE (107.5)
Butler-WISR (680)
Chambersburg-WCHA (800)
Clarendon-WKNB (104.3)
Clarion-WCCR (92.7)
Cooperstown-WUWZ (107.7)
DuBois-WIFT (102.1)
DuBois-WKFT (101.3)
Erie-WRKT (104.9)
Johnstown-WNTJ (1490)
Johnstown-WRWK (99.1)
Latrobe-WCNS (1480)
Milton-WVLY (100.9)
Saegertown-WUZZ (94.3)
Somerset-WNTI (990)
Starview-WONN (92.7)
State College-WQWK (1450)
Uniontown-WMBS (590)
Washington-WJPA (1450)
Williamsport-WCXR (99.3)
Williamsport-WZXR (103.7)

MARYLAND

Cumberland-WRQE (106.1)
Hagerstown-WHAG (1410)

OHIO

Fremont-WOHF (92.1)
Marietta-WJAW (630)
Youngstown-WNIO (1390)

VIRGINIA

Vienna-WDMX (100.1)

WEST VIRGINIA

Fairmont-WRLF (94.3)
Fairmont-WMMN (920)
New Martinsville-WXCR (92.3)

OFFICIAL STEELERS WEBSITE

- Media and fans can read about the latest Steelers news on the official Steelers website. The site, www.steelers.com, features breaking news statistics, player biographies and much more.

STEELERS NATION HD RADIO

- Steelers Nation Radio is a 24-hour/day HD radio station dedicated specifically to the Pittsburgh Steelers. It can be heard on www.steelers.com, the official Steelers app or the iHeart app on your smartphone, and at 102.5 WDVE HD2.
- A daily schedule of what is on Steelers Nation HD Radio is available at www.facebook.com/steelersnationradio.

@STEELERSPRDEPT

The Steelers Communications Department has created a Twitter account for media to follow for news and information. The department's Twitter account is the primary platform for how the team disseminates news and information including press releases, media advisories, practice and media availability times and more.

COUNTDOWN TO KICKOFF

363	Since 2014, the Steelers have recorded 363 sacks, which are the most sacks among all NFL teams.
245	Pittsburgh has registered an NFL-best 245 tackles for loss since 2019. The Steelers led the NFL with 103 tackles for loss in 2020, which were the most by the franchise and tied for third in the NFL since 2008.
166	Since 2015, the Steelers' offensive line unit has yielded 166 sacks, which are the fewest sacks allowed among all NFL teams.
154	CB Joe Haden has recorded 154 career passes defended, which not only leads the NFL since he entered the League in 2010 but also leads active NFL players.
132	Mike Tomlin and QB Ben Roethlisberger have teamed up for 132 regular-season wins, which are the third-most by a head coach-quarterback pairing in NFL history.
73	Pittsburgh ranks tied for second in the NFL with 73 takeaways since 2019. The Steelers have forced multiple turnovers in 24 games since 2019, which leads the NFL in that span.
70	LB T.J. Watt , appearing in his 70th career game, registered one sack on Week 10 against Detroit. His 62 career sacks surpassed Pro Football Hall of Famer Derrick Thomas (61 sacks) and his brother J.J. Watt (61) for the second-most sacks by a player in his first 70 career games since 1982, when the individual sack became an official statistic. Only Pro Football Hall of Famer Reggie White (79 sacks) had more.
62.5	DT Cameron Heyward's 62.5 career sacks are the most by a defensive lineman in franchise history, third-most by an active defensive tackle, fifth-most in franchise history and third-most by a Steeler since 1982.
62.0	Since entering the NFL in 2017, LB T.J. Watt has recorded 62.0 sacks, which ranks second overall and first among all linebackers. His 62.0 career sacks rank second overall over a player's first 70 career regular-season games and first among linebackers.
41.0	LB T.J. Watt has recorded 41.0 sacks in 37 career games at Heinz Field. He has collected at least half a sack in 24 of the last 27 home games. Only Derrick Thomas (43.5) has registered more sacks over the first 37 career home games in NFL history.
34	Pittsburgh has registered 34 starts from rookies through Week 10, which is the second-most in the NFL. The Steelers have registered 32 starts on offense alone from rookies, which is the most in the NFL.
29	CB Joe Haden has recorded 29 career interceptions, which ranks tied for fifth in the NFL since he entered the League in 2010 and tied for second among active NFL players.
22	RB Najee Harris is nine games into his NFL career and he has already registered two 100-yard rushing games and one 100-yard receiving game. He is the first NFL rookie running back to register multiple 100-yard rushing games, and a 100-yard receiving game, in the same season since Washington's Roy Helu Jr. in 2011.
22	LB T.J. Watt's 22 combined interceptions (three), forced fumbles (13) and fumble recoveries (six) rank first in the NFL since 2019.
20	LB T.J. Watt has recorded 20 forced fumbles in his career, which ranks second by a Steelers player since 1999. The 20 forced fumbles are the most in the NFL since he entered the League in 2017. His 20 career forced fumbles rank tied for second overall over a player's first 70 career regular-season games and tied for first among linebackers.
15	K Chris Boswell has made 15 of 18 field goal attempts in his NFL career from 50 yards or further. His 15 field goals made from 50+ yards are the most in franchise history.
14	LB T.J. Watt is the first player in franchise history with 14.0 or more sacks in multiple seasons. He is the 14th player in NFL history with at least 14.5 sacks in back-to-back seasons, and just the sixth since 1993.

COUNTDOWN TO KICKOFF

14	RB Najee Harris caught 14 passes for 102 yards vs. Cincinnati in Week 3. His 14 receptions are the most in franchise history by a running back, tied for the third-most in Steelers history by any player and tied for the seventh-most in NFL history by a running back. Harris also is tied with Saquon Barkley (Sept. 16, 2018) and Roy Helu (Nov. 6, 2011) for the most catches by a rookie running back in single-game League history.
13	S Minkah Fitzpatrick's 13 total takeaways (interceptions and fumble recoveries) rank tied for fourth in the NFL since 2019.
13.0	LB T.J. Watt (three seasons) has joined Pro Football Hall of Famers Reggie White (four) and Derrick Thomas (three) as the only players to record at least 13 sacks in three of their first four seasons since 1982, when the individual sack became an official NFL statistic.
10	K Chris Boswell has made 10 of 12 career field goals (83.3%) in the final two minutes of regulation and overtime.
9	LB Joe Schobert has nine interceptions since entering the NFL in 2016, which ranks tied for second in the League among linebackers.
8	K Chris Boswell has connected on 13 of his last 14 field goals of 50+ yards, including each of his last eight. He last missed a field goal of 50+ yards in Week 7 of 2019 (vs. Miami, Oct. 28).
4TH	With the 29-27 victory over Chicago in Week 9, head coach Mike Tomlin became the 20th head coach in NFL history to reach 150 career wins. He reached the 150-win plateau in the fourth-fewest games (232 games) in League history.
3RD	LB Joe Schobert has registered at least 100 tackles in each of the last four seasons. His 584 tackles rank third in the NFL since 2017.
3	LB T.J. Watt has registered 13.0 or more sacks in each of the last three seasons. Pro Football Hall of Famer Reggie White is the only player in NFL history with a longer streak of seasons with 13.0 or more sacks. White had a pair of four-season streaks (1985-88 and 1990-93).
2ND	LB T.J. Watt was the second player in the NFL to register at least three tackles for loss, three passes defended, 2.0 sacks and one forced fumble in the same game since 2005 (Week 6 vs. Seattle).
2ND	Since joining the Steelers in 2015, K Chris Boswell is 164-of-185 field goal attempts (88.6%). He ranks second in field goal percentage (88.6%) among all NFL kickers with at least 180 field goal attempts since 2015.
1	K Chris Boswell is the first player in NFL history to make two 50+ yard field goals, make a game-winning field goal and recover an opponent's fumble all in the same game (Week 9 vs. Chicago).
1	LB T.J. Watt is the only active player in the NFL with at least 13.0 sacks in each of the last three seasons.
1	LB T.J. Watt registered seven tackles, three tackles for loss, three passes defended, 2.0 sacks, two QB hits and one forced fumble vs. Seattle in Week 6. He was the first NFL player to have 2.0 or more sacks and a forced fumble in OT since sacks were first tracked for defenders beginning in 1982.
1ST	K Chris Boswell has connected on 66-of-70 field goal attempts (94.3%). He ranks first in field goal percentage (94.3%) among all NFL kickers with at least 70 field goal attempts.
1ST	TE Pat Freiermuth is the first Steelers rookie TE with two TD catches in a game since Heath Miller vs. Baltimore in Week 8 of 2005. He's the fourth such player with two or more TD catches in a game (franchise rookie TE record is three by Eric Green at Denver in Week 6 of 1990).
0.5	LB T.J. Watt needs 0.5 sacks to become the second player since 1982, when the individual sack became an official statistic, to record at least 13 in four consecutive seasons, joining Reggie White, who did it twice (1985-88 and 1990-93).

SUNDAY NIGHT FOOTBALL (30-25)				
Home: 14-10 • Away: 16-15				
Date	Opponent	Week	Game	Result
1978-11-12	at Los Angeles Rams	11	11	L, 10-7
1985-12-08	at San Diego Chargers	14	14	L, 54-44
1988-12-04	at Houston Oilers	14	14	W, 37-34
1990-09-16	Houston Oilers	2	2	W, 20-9
1990-11-18	at Cincinnati Bengals	11	10	L, 27-3
1990-12-30	at Houston Oilers	17	16	L, 34-14
1991-10-06	at Indianapolis Colts	6	5	W, 21-3
1991-11-03	at Denver Broncos	10	9	L, 20-13
1992-10-25	at Kansas City Chiefs	8	7	W, 27-3
1993-11-28	at Houston Oilers	13	11	L, 23-3
1994-10-30	at Arizona Cardinals	9	8	L, 20-17 (ot)
1997-10-12	Indianapolis Colts	7	6	W, 24-22
1997-11-09	Baltimore Ravens	11	10	W, 37-0
1999-09-12	at Cleveland Browns	1	1	W, 43-0
2000-11-19	Jacksonville Jaguars	12	11	L, 34-24
2001-12-16	at Baltimore Ravens	14	13	W, 26-21
2002-09-15	Oakland Raiders	2	2	L, 30-17
2003-10-05	Cleveland Browns	5	5	L, 33-13
2003-12-28	at Baltimore Ravens	17	16	L, 13-10 (ot)
2004-09-26	at Miami Dolphins	3	3	W, 13-3
2004-12-05	at Jacksonville Jaguars	13	12	W, 17-16
2005-11-13	Cleveland Browns	10	9	W, 34-21
2006-10-08	at San Diego Chargers	5	4	L, 23-13
2007-10-21	at Denver Broncos	7	6	L, 31-28
2007-12-02	Cincinnati Bengals	13	12	W, 24-10
2008-09-14	at Cleveland Browns	2	2	W, 10-6
2008-10-05	at Jacksonville Jaguars	5	5	W, 26-21

STEELERS ON SUNDAY NIGHT

- Since Sunday Night Football debuted in 1978, the Steelers have played in 55 contests and hold a 30-25 (.545) mark under the lights on Sunday.
- Pittsburgh is scheduled to make two appearances in 2021 (Week 6 vs. Seattle; Week 11 at L.A. Chargers).
- Mike Tomlin has guided the Steelers to an 19-13 (.594) record on Sunday Night Football, including 10-7 (.588) at home and 9-6 (.643) on the road.
- Pittsburgh's 55 appearances on Sunday Night Football rank tied for second in the NFL.

MOST SUNDAY NIGHT FOOTBALL APPEARANCES

RANK	TEAM	APPEARANCES
1.	Dallas Cowboys	72
2.	Pittsburgh Steelers	55
	New England Patriots	55
4.	N.Y. Giants	54
5.	Denver Broncos	50

SUNDAY NIGHT FOOTBALL (30-25)				
Home: 14-10 • Away: 16-15				
Date	Opponent	Week	Game	Result
2009-11-29	at Baltimore Ravens	12	11	L, 20-17 (ot)
2010-10-31	at New Orleans Saints	8	7	L, 20-10
2010-11-14	New England Patriots	10	9	L, 39-26
2010-12-05	at Baltimore Ravens	13	12	W, 13-10
2011-09-25	at Indianapolis Colts	3	3	W, 23-20
2011-11-06	Baltimore Ravens	9	9	L, 23-20
2011-11-27	at Kansas City Chiefs	12	11	W, 13-9
2012-09-09	at Denver Broncos	1	1	L, 31-19
2012-10-21	at Cincinnati Bengals	7	6	W, 24-17
2012-11-18	Baltimore Ravens	11	10	L, 13-10
2013-09-22	Chicago Bears	3	3	L, 40-23
2013-12-15	Cincinnati Bengals	15	14	W, 30-20
2014-09-21	at Carolina Panthers	3	3	W, 37-19
2014-11-02	Baltimore Ravens	9	9	W, 43-23
2014-12-28	Cincinnati Bengals	17	16	W, 27-17
2015-12-06	Indianapolis Colts	13	12	W, 45-10
2016-10-02	Kansas City Chiefs	4	4	W, 43-14
2017-10-29	at Detroit Lions	8	8	W, 20-15
2017-11-26	Green Bay Packers	12	11	W, 31-28
2017-12-10	Baltimore Ravens	14	13	W, 39-38
2018-09-30	Baltimore Ravens	4	4	L, 26-14
2018-12-02	Los Angeles Chargers	13	12	L, 33-30
2019-09-08	at New England Patriots	1	1	L, 33-3
2019-10-13	at Los Angeles Chargers	6	6	W, 24-17
2019-12-15	Buffalo Bills	15	14	L, 17-10
2020-12-13	at Buffalo Bills	14	13	L, 26-15
2021-10-17	Seattle Seahawks	6	6	W, 23-20 (ot)

- Pittsburgh's 30 victories on Sunday Night Football rank fourth in the NFL.

MOST SUNDAY NIGHT FOOTBALL VICTORIES

RANK	TEAM	WINS
1.	Dallas Cowboys	36
2.	New England Patriots	32
3.	Green Bay Packers	31
4.	Pittsburgh Steelers	30
5.	Denver Broncos	27

- Pittsburgh's .545 winning percentage on Sunday Night Football ranks fourth in the NFL (min. 45 games played).

HIGHEST SUNDAY NIGHT FOOTBALL WINNING PERCENTAGE (MIN. 45 GAMES PLAYED)

RANK	TEAM	RECORD	WIN PCT.
1.	Green Bay Packers	31-16	.660
2.	Seattle Seahawks	26-17-1	.602
3.	New England Patriots	32-23	.582
4.	Pittsburgh Steelers	30-25	.545
5.	Denver Broncos	27-23	.540

- Pittsburgh's 16 road victories on Sunday Night Football are tied for the second-most in the NFL.

MOST ROAD SUNDAY NIGHT FOOTBALL VICTORIES

RANK	TEAM	WINS
1.	Dallas Cowboys	17
2.	Pittsburgh Steelers	16
	Philadelphia Eagles	16
4.	Green Bay Packers	15
5.	Indianapolis Colts	14
	Las Vegas Raiders	14
	New England Patriots	14

- Pittsburgh's .516 road winning percentage on Sunday Night Football is the third-highest in the NFL (min. 25 games played).

HIGHEST SUNDAY NIGHT FOOTBALL WINNING PERCENTAGE (MIN. 25 GAMES PLAYED)

RANK	TEAM	RECORD	WIN PCT.
1.	Indianapolis Colts	14-12	.538
2.	Green Bay Packers	15-13	.536
3.	Pittsburgh Steelers	16-15	.516
4.	Philadelphia Eagles	16-16	.500
5.	Las Vegas Raiders	14-15	.483
	New England Patriots	14-15	.483

UNDER THE LIGHTS

- Pittsburgh is 91-63 (.591) in regular-season primetime games since the 1970 AFL-NFL merger.
- Pittsburgh is scheduled to make five primetime appearances in 2021 (Week 6 vs. Seattle; Week 9 vs. Chicago; Week 11 at L.A. Chargers; Week 14 at Minnesota; Week 17 vs. Cleveland).
- The Steelers' 154 primetime appearances since the 1970 AFL-NFL merger is the second-most in the League.

MOST REGULAR-SEASON PRIMETIME GAMES SINCE 1970 AFL-NFL MERGER

RANK	TEAM	GAMES
1.	Dallas Cowboys	174
2.	Pittsburgh Steelers	154
3.	Denver Broncos	147
4.	N.Y. Giants	145
5.	Las Vegas Raiders	137

- The Steelers' 91 victories in primetime since the 1970 AFL-NFL merger is the second-most in the League.

MOST REGULAR-SEASON PRIMETIME WINS SINCE 1970 AFL-NFL MERGER

RANK	TEAM	WINS
1.	Dallas Cowboys	94
2.	Pittsburgh Steelers	91
3.	San Francisco 49ers	80
4.	Green Bay Packers	78
5.	Philadelphia Eagles	75

- Pittsburgh's .591 winning percentage in primetime since the 1970 AFL-NFL merger is the third-highest in the League.

BEST REGULAR-SEASON PRIMETIME WIN PERCENTAGE SINCE 1970 AFL-NFL MERGER (MIN. 100 GAMES)

RANK	TEAM	W	L	T	WIN PCT.
1.	Kansas City Chiefs	62	40	0	.608
2.	San Francisco 49ers	80	54	0	.597
3.	Pittsburgh Steelers	91	63	0	.591
4.	Green Bay Packers	78	57	1	.577
5.	New England Patriots	73	56	0	.566

- Pittsburgh's 87 road primetime games are the third-most since the 1970 AFL-NFL merger.

MOST REGULAR-SEASON ROAD PRIMETIME GAMES SINCE 1970 AFL-NFL MERGER

RANK	TEAM	GAMES
1.	Dallas Cowboys	95
2.	N.Y. Giants	92
3.	Pittsburgh Steelers	87
4.	Las Vegas Raiders	83
5.	Chicago Bears	79

- Pittsburgh's 41 regular-season road victories in primetime since the 1970 AFL-NFL merger are the second-most in the League.

MOST REGULAR-SEASON HOME PRIMETIME WINS SINCE 1970 AFL-NFL MERGER

RANK	TEAM	WINS
1.	Dallas Cowboys	50
2.	Pittsburgh Steelers	41
3.	Las Vegas Raiders	39
4.	Philadelphia Eagles	37
5.	Green Bay Packers	36

STEELERS 2021 TEAM CAPTAINS

- The Steelers selected three players to serve as team captains for the 2021 season determined by a vote of their teammates.
- QB **Ben Roethlisberger** was selected to serve as offensive captain, DT **Cameron Heyward** was picked to serve as defensive captain and FB **Derek Watt** was chosen to serve as the special teams captain.
- Roethlisberger was selected as an offensive captain for the 13th time in his career (2008-09, 2011-21). This marks Heyward's seventh consecutive year as a captain (2015-21).
- Watt was named captain for the first time in his career.

WALKOFF WIN

- Pittsburgh defeated Seattle in Week 6 after K **Chris Boswell** connected on a 37-yard field goal in overtime to win the game, 23-20.
- The Steelers improved to 25-21-3 (.541) in overtime games in team history (14-4-1, .763, at home) and to 7-3-1 (.682) at Heinz Field.
- Pittsburgh registered its first victory in overtime since a Week 17 win at Cleveland in 2016.
- The Steelers recorded their first victory in overtime at Heinz Field since a Week 17 win at Cleveland in 2016.

STEELERS ON THE WEST COAST (20-40)

Chargers: 9-6

Date	Opponent	Week	Game	Result
1941-09-07	L.A. Rams	1	1	L, 17-14
1948-12-12	L.A. Rams	13	12	L, 31-14
1952-12-07	San Francisco 49ers	11	11	W, 24-7
1952-12-14	L.A. Rams	12	12	L, 28-14
1955-10-02	L.A. Rams	2	2	L, 27-26
1958-09-28	San Francisco 49ers	1	1	L, 23-20
1961-10-01	L.A. Rams	3	3	L, 24-14
1965-09-26	San Francisco 49ers	2	2	L, 27-17
1968-09-22	L.A. Rams	2	2	L, 45-10
1970-10-25	Oakland Raiders	6	6	L, 31-14
1972-12-17	San Diego Chargers	14	14	W, 24-2
1973-11-11	Oakland Raiders	9	9	W, 17-9
1973-12-15	San Francisco 49ers	14	14	W, 37-14
1973-12-22	Oakland Raiders	15	15	L, 33-14
1974-12-29	Oakland Raiders	16	16	W, 24-13
1975-09-21	San Diego Chargers	1	1	W, 37-0
1975-12-20	L.A. Rams	14	14	L, 10-3
1976-09-12	Oakland Raiders	1	1	L, 31-28
1976-12-26	Oakland Raiders	16	16	L, 24-7
1977-12-18	San Diego Chargers	14	14	W, 10-9
1978-11-12	L.A. Rams	11	11	L, 10-7
1978-11-27	San Francisco 49ers	13	13	W, 24-7
1979-11-18	San Diego Chargers	12	12	L, 35-7
1980-12-22	San Diego Chargers	16	16	L, 26-17
1981-11-08	Seattle Seahawks	10	10	L, 24-21
1981-12-07	Oakland Raiders	14	14	L, 30-27
1982-11-28	Seattle Seahawks	12	4	L, 16-0
1983-10-23	Seattle Seahawks	8	8	W, 27-21
1984-01-01	L.A. Raiders	18	17	L, 38-10
1984-10-14	San Francisco 49ers	7	7	W, 20-17

STEELERS ON THE WEST COAST (20-40)

Chargers: 9-6

Date	Opponent	Week	Game	Result
1984-12-16	L.A. Raiders	16	16	W, 13-7
1985-12-08	San Diego Chargers	14	14	L, 54-44
1986-09-07	Seattle Seahawks	1	1	L, 30-0
1987-10-11	L.A. Rams	5	4	L, 31-21
1987-12-13	San Diego Chargers	14	13	W, 20-16
1988-12-11	San Diego Chargers	15	15	L, 20-14
1990-09-23	L.A. Raiders	3	3	L, 20-3
1990-10-21	San Francisco 49ers	7	7	L, 27-7
1992-09-20	San Diego Chargers	3	3	W, 23-6
1993-09-12	L.A. Rams	2	2	L, 27-0
1993-12-26	Seattle Seahawks	17	15	L, 16-6
1994-09-25	Seattle Seahawks	4	4	L, 30-13
1994-11-27	L.A. Raiders	13	12	W, 21-3
1994-12-24	San Diego Chargers	17	16	L, 37-34
1995-12-10	Oakland Raiders	15	14	W, 29-10
1999-11-07	San Francisco 49ers	9	8	W, 27-6
2000-12-24	San Diego Chargers	17	16	W, 34-21
2003-11-02	Seattle Seahawks	9	8	L, 23-16
2003-11-17	San Francisco 49ers	11	10	L, 30-14
2005-10-10	San Diego Chargers	5	4	W, 24-22
2006-10-08	San Diego Chargers	5	4	L, 23-13
2006-10-29	Oakland Raiders	8	7	L, 20-13
2011-12-19	San Francisco 49ers	15	14	L, 20-3
2012-09-23	Oakland Raiders	3	3	L, 34-31
2013-10-27	Oakland Raiders	8	7	L, 21-18
2015-10-12	San Diego Chargers	5	5	W, 24-20
2015-11-29	Seattle Seahawks	12	11	L, 39-30
2018-12-09	Oakland Raiders	14	13	L, 24-21
2019-09-22	San Francisco	3	3	L, 24-20
2019-10-13	L.A. Chargers	6	6	W, 24-17

STEELERS VS. WEST COAST TEAMS

- Pittsburgh will travel to the Pacific time zone for the first time since 2019 when it played both San Francisco (Week 3) and L.A. Chargers (Week 6).
- Pittsburgh owns a 20-40 (.333) regular-season road record against teams that comprise the Pacific time zone (L.A. Rams, Oakland/L.A./Las Vegas Raiders, San Diego/L.A. Chargers, San Francisco 49ers and Seattle Seahawks).
- The Steelers are 9-6 (.600) all-time at the Chargers.

OVERTIME/TIE

- Pittsburgh tied Detroit, 16-16, in Week 10.
- The tie marked the Steelers' fourth in franchise history following overtime since 1970 (Sept. 22, 1974 at Denver, Nov. 20, 2002 vs. Atlanta and Sept. 9, 2018).
- Pittsburgh's overtime record is 10-13-3 (.442) in franchise history.

CLOCK TURNS TO NOVEMBER

- Since 1990, Pittsburgh owns the NFL's best record in the month of November with an 81-47-2 (.631) mark.
- The Steelers have a seven-game unbeaten streak in the month of November, dating back to Week 11 of 2019 (at Cleveland). Five times since 1990 Pittsburgh has been undefeated in November (1994, 1995, 2004, 2017 and 2020).

BEST NOVEMBER WIN PERCENTAGE SINCE 1990

RANK	TEAM	W	L	T	WIN PCT.
1.	Pittsburgh Steelers	81	47	2	.631
2.	New England Patriots	76	47	0	.618
3.	Baltimore Ravens	63	43	1	.593
4.	Denver Broncos	73	51	0	.589
5.	Dallas Cowboys	80	57	0	.584

- Since 1990, Pittsburgh owns the NFL's best road record in the month of November with an 40-30 (.571) mark.

BEST NOVEMBER ROAD WIN PERCENTAGE SINCE 1990

RANK	TEAM	W	L	T	WIN PCT.
1.	Pittsburgh Steelers	40	30	0	.571
2.	Denver Broncos	38	29	0	.567
3.	New England Patriots	37	29	0	.561
4.	Indianapolis Colts	32	27	0	.542
5.	Philadelphia Eagles	31	31	2	.500

STEELERS YOUNG GUNS

- Pittsburgh started five rookies at Buffalo in Week 1, including C **Kendrick Green**, TE **Pat Freiermuth**, LT **Dan Moore Jr.**, RB **Najee Harris** and DB **Tre Norwood**. It marked the first time since at least 1991 that the Steelers have started as many as five rookies in a game.
- Pittsburgh has not started four or more rookies in a season opener since at least 1991.
- Pittsburgh started four rookies on offense, including Green, Freiermuth, Moore Jr. and Harris, for just the second time in any game since at least 1991. It marked the first time since Dec. 30, 2012 vs. Cleveland, that the Steelers started at least four rookies on offense (Kelvin Beachum, RT; David DeCastro, RG; Will Johnson, FB; Dave Paulson, TE).
- Moore Jr. is believed to be the first Steelers rookie to start at left tackle since the 1970 AFL-NFL merger.
- The Steelers were the only team in the NFL to start a rookie at left tackle (Moore Jr.) and center (Green) in the season opener.
- Green was one of two rookie centers to start, while Moore Jr. was one of three rookies to start at left tackle in the season opener.
- Pittsburgh has registered 34 starts from rookies through Week 10, which is the second-most in the NFL.

MOST GAMES STARTED BY ROOKIES IN 2021

RANK	TEAM	STARTS
1.	N.Y. Jets	42
2.	Pittsburgh Steelers	34
3.	Miami Dolphins	31
4.	Kansas City Chiefs	30
5.	Detroit Lions	29

- Pittsburgh has registered 32 starts on offense alone from rookies through Week 10, which is the most in the NFL.

MOST GAMES STARTED ON OFFENSE BY ROOKIES IN 2021

RANK	TEAM	STARTS
1.	Pittsburgh Steelers	32
2.	N.Y. Jets	24
3.	Miami Dolphins	20
	Kansas City Chiefs	20
5.	Miami Dolphins	19

- The Steelers' 32 starts by rookie offensive players are the most by the Steelers since at least 1991.

MOST GAMES STARTED ON OFFENSE BY STEELERS ROOKIES SINCE 1991

RANK	YEAR	STARTS
1.	2021	32
2.	2000	28
3.	2012	26
4.	1995	24
5.	1991	22

- Pittsburgh and Kansas City are the only teams in the NFL to have multiple rookies start on the offensive line in each of their games this season.

MOST GAMES STARTED BY ROOKIE OFFENSIVE LINEMEN IN 2021

RANK	TEAM	STARTS
1.	Kansas City Chiefs	20
2.	Pittsburgh Steelers	18
3.	Green Bay Packers	15
4.	Six teams tied with	9

- The Steelers' 18 starts by rookie offensive linemen is the most by the Steelers since at least 1991.

MOST GAMES STARTED ROOKIE OFFENSIVE LINEMEN SINCE 1991

RANK	YEAR	STARTS
1.	2021	18
2.	2010	16
3.	2012	14
	2002	14
5.	1998	13
	2011	13

- Pittsburgh has started four or more rookies in five games in 2021, which is the same amount by the Steelers combined dating back to 1991.

MOST GAMES WITH 4+ ROOKIE STARTERS IN SINGLE-SEASON SINCE 1991

RANK	YEAR	GAMES
1.	2021	5
2.	2019	1
	2016	1
	2013	1
	2012	1
	1991	1

KINGS OF THE AFC

- Pittsburgh is 373-234-2 (.614) in regular-season games against the AFC since the 1970 AFL-NFL merger.
- The Steelers' 373 regular-season victories against the AFC since the 1970 AFL-NFL merger are the most among AFC teams.
- Pittsburgh is the only team with at least 360 regular-season victories against the AFC since the 1970 AFL-NFL merger.
- The Steelers' .614 regular-season winning percentage against the AFC since the 1970 AFL-NFL merger is the highest among AFC teams.

MOST REGULAR-SEASON WINS VS. AFC SINCE 1970 AFL-NFL MERGER

RANK	TEAM	WINS
1.	Pittsburgh Steelers	373
2.	New England Patriots	357
3.	Denver Broncos	344
4.	Miami Dolphins	341
5.	Indianapolis Colts	314

BEST REGULAR-SEASON WIN PERCENTAGE VS. AFC SINCE 1970 AFL-NFL MERGER

RANK	TEAM	RECORD	WIN PCT.
1.	Pittsburgh Steelers	373-234-2	.614
2.	New England Patriots	357-255	.583
3.	Denver Broncos	344-256-4	.573
4.	Miami Dolphins	341-268-2	.560
5.	Baltimore Ravens	171-138	.553

- Pittsburgh is 156-147-2 (.515) in regular-season road games against the AFC since the 1970 AFL-NFL merger.
- The Steelers' 156 regular-season road victories against the AFC since the 1970 AFL-NFL merger are the most among AFC teams.
- Pittsburgh's .515 regular-season road winning percentage against the AFC since the 1970 AFL-NFL merger is the highest among AFC teams.

MOST REGULAR-SEASON ROAD WINS VS. AFC SINCE 1970 AFL-NFL MERGER

RANK	TEAM	WINS
1.	Pittsburgh Steelers	156
2.	New England Patriots	150
3.	Indianapolis Colts	144
	Miami Dolphins	144
5.	Denver Broncos	141

BEST REGULAR-SEASON ROAD WIN PERCENTAGE VS. AFC SINCE 1970 AFL-NFL MERGER

RANK	TEAM	RECORD	WIN PCT.
1.	Pittsburgh Steelers	156-147-2	.515
2.	New England Patriots	150-156	.490
3.	Miami Dolphins	144-160-1	.474
4.	Indianapolis Colts	144-164	.468
5.	Denver Broncos	141-161	.467

WINNING ERA OF FREE AGENCY

- Pittsburgh has the third-best regular-season record in the NFL during the free agency era (since 1993) with a 288-166-3 (.633) mark.
- The Steelers are one of three teams (New England, 309; Green Bay, 292) with at least 275 regular-season wins since 1993.

MOST REGULAR-SEASON WINS IN THE FREE AGENCY ERA

RANK	TEAM	WINS
1.	New England Patriots	309
2.	Green Bay Packers	292
3.	Pittsburgh Steelers	288
4.	Indianapolis Colts	262
5.	Denver Broncos	261

BEST REGULAR-SEASON WIN PERCENTAGE IN THE FREE AGENCY ERA

RANK	TEAM	RECORD	WIN PCT.
1.	New England Patriots	309-149	.675
2.	Green Bay Packers	292-164-2	.640
3.	Pittsburgh Steelers	288-166-3	.633
4.	Indianapolis Colts	262-196	.572
5.	Denver Broncos	261-197	.570

- Pittsburgh's 125 regular-season road victories during the free agency era (since 1993) are the second-most in the League.

MOST REGULAR-SEASON ROAD WINS IN THE FREE AGENCY ERA

RANK	TEAM	WINS
1.	New England Patriots	138
2.	Pittsburgh Steelers	125
3.	Green Bay Packers	119
4.	New Orleans Saints	116
5.	Philadelphia Eagles	115

- Pittsburgh's .553 regular-season road winning percentage during the free agency era (since 1993) is the second-highest in the League.

BEST REGULAR-SEASON HOME RECORD IN THE FREE AGENCY ERA

RANK	TEAM	RECORD	WIN PCT.
1.	New England Patriots	138-90	.605
2.	Pittsburgh Steelers	125-101-1	.553
3.	Green Bay Packers	119-111	.517
4.	New Orleans Saints	116-113	.507
5.	Philadelphia Eagles	115-113-2	.504

SINCE THE 1970 AFL-NFL MERGER

- Pittsburgh recorded its 490th regular-season win since the 1970 AFL-NFL merger in Week 8 of 2021 at Cleveland. The Steelers became the first NFL team since the merger to reach 490 wins.
- The Steelers are 491-306-4 (.615) during the regular season since 1970.
- The Steelers are one of three teams (Dallas, 466; New England, 462) with at least 460 regular-season wins since the 1970 AFL-NFL merger.
- Pittsburgh's 491 victories since the 1970 AFL-NFL merger are the most in the League.

MOST REGULAR-SEASON WINS SINCE 1970 AFL-NFL MERGER

RANK	TEAM	WINS
1.	Pittsburgh Steelers	491
2.	Dallas Cowboys	466
3.	New England Patriots	462
4.	Miami Dolphins	455
	Denver Broncos	454

- Pittsburgh's .615 winning percentage since the 1970 AFL-NFL merger is the highest in the League.

BEST REGULAR-SEASON WIN PERCENTAGE SINCE 1970 AFL-NFL MERGER

RANK	TEAM	RECORD	WIN PCT.
1.	Pittsburgh Steelers	491-306-4	.615
2.	Dallas Cowboys	466-335	.582
3.	New England Patriots	462-340	.576
4.	Denver Broncos	454-342-6	.570
5.	Miami Dolphins	455-345-2	.569

- The Steelers own the second-best regular-season road record in the NFL with a 203-194-2 mark (.511) since 1970.
- The Steelers are one of three teams (Dallas, 205; New England, 200) with at least 200 regular-season road wins since the 1970 AFL-NFL merger.

- Pittsburgh's 203 regular-season road victories since the 1970 AFL-NFL merger are the second-most in the League.

MOST REGULAR-SEASON ROAD WINS SINCE 1970 AFL-NFL MERGER

RANK	TEAM	WINS
1.	Dallas Cowboys	205
2.	Pittsburgh Steelers	203
3.	New England Patriots	200
4.	San Francisco 49ers	199
5.	Miami Dolphins	195

- Pittsburgh's .511 regular-season road winning percentage since the 1970 AFL-NFL merger is the second-highest in the League.

BEST REGULAR-SEASON HOME WIN PERCENTAGE SINCE 1970 AFL-NFL MERGER

RANK	TEAM	RECORD	WIN PCT.
1.	Dallas Cowboys	205-195	.513
2.	Pittsburgh Steelers	203-194-2	.511
3.	New England Patriots	200-200	.500
4.	San Francisco 49ers	199-200-1	.499
5.	Miami Dolphins	195-206-1	.486

THE STANDARD IS THE STANDARD

- Pittsburgh has recorded 17 consecutive seasons with a .500 record or better, which is the longest active streak in the NFL and the longest streak in team history (previous record was 13, 1972-1984).

MOST ACTIVE CONSECUTIVE NON-LOSING SEASONS

RANK	TEAM	SEASONS	YEARS
1.	Pittsburgh Steelers	17	2004-20
2.	Seattle Seahawks	9	2012-20
3.	Kansas City Chiefs	8	2013-20
4.	Tennessee Titans	5	2016-20
	Baltimore Ravens	5	2016-20

MOST CONSECUTIVE NON-LOSING SEASONS SINCE 1970 AFL-NFL MERGER

RANK	TEAM	SEASONS	YEARS
1.	New England Patriots	19	2001-19
2.	Pittsburgh Steelers	17	2004-20
3.	San Francisco 49ers	16	1983-98
	Dallas Cowboys	16	1970-85
5.	Miami Dolphins	15	1989-2003
6.	Pittsburgh Steelers	13	1972-84
	Green Bay Packers	13	1992-2004

- Steelers QB **Ben Roethlisberger** (2004-20) has played on a team with a .500 record or better in each of his 17 seasons in the NFL, which is an NFL record for an individual player.
- C Frank Winters (1987-2002; Cleveland, N.Y. Giants, Kansas City and Green Bay) held the previous League record with 16 seasons. G Gene Hickerson (1958-60, 1962-73; Cleveland) and LB James Harrison (2002-17; Pittsburgh, Cincinnati and New England) had 15.

MOST CONSECUTIVE NON-LOSING SEASONS (PLAYER)

RANK	PLAYER	SEASONS
1.	Ben Roethlisberger	17 (2004-20)
2.	Frank Winters	16 (1987-2002)
3.	Gene Hickerson	15 (1958-60, 1962-73)
	James Harrison	15 (2002-17)

KINGS OF THE NORTH

- Pittsburgh captured the 2020 AFC North title, which marked the franchise's 24th overall division title, ninth since 2002 and fourth in the last seven years (2014, 2016, 2017 and 2020).
- The Steelers earned a division title for the 24th time since the 1970 AFL-NFL merger – the most division crowns by an NFL team in that span.
- Pittsburgh reached the playoffs for the 32nd time since the 1970 AFL-NFL merger – the most playoff berths by an NFL team in that span.
- Since the AFC North was adopted after the restructuring of the 2002 NFL season when the League realigned divisions after expanding to 32 teams, **Mike Tomlin** has won the division seven times (2007, 2008, 2010, 2014, 2016, 2017 and 2020).
- No other head coach has won the AFC North more than four times (John Harbaugh and Marvin Lewis).
- Pittsburgh's nine AFC North titles nearly equal the combined total from the rest of the division since 2002.

AFC NORTH TITLES

TEAM	TITLES
Baltimore Ravens/ Cincinnati Bengals/ Cleveland Browns	10
Pittsburgh Steelers	9

AFC NORTH TITLES

RANK	TEAM	TITLES
1.	Pittsburgh Steelers	9
2.	Baltimore Ravens	6
3.	Cincinnati Bengals	4
4.	Cleveland Browns	0

HALFTIME GOT YOU DOWN

- Pittsburgh rallied from a 10-0 halftime deficit in Week 1 at Buffalo for a 23-16 win. According to the NFL Media Research Department and the Elias Sports Bureau, the Steelers became just the second team in NFL history to win a Week 1 game after trailing by at least ten points and being shutout at the half.
- Teams had previously been 1-104-1 in such situations.
- Pittsburgh has won five games when trailing at halftime since 2020, which is the second-most in the NFL.

MOST VICTORIES WHEN TRAILING AT HALFTIME SINCE 2020

RANK	TEAM	WINS
1.	Kansas City Chiefs	6
2.	Pittsburgh Steelers	5
	Tennessee Titans	5
4.	Seven teams tied with	4

- Pittsburgh's .455 winning percentage when trailing at halftime is the third-highest in the NFL since 2020.

BEST WIN PERCENTAGE WHEN TRAILING AT HALFTIME SINCE 2020

RANK	TEAM	RECORD	WIN PCT.
1.	Kansas City Chiefs	6-4	.600
2.	Tennessee Titans	5-5	.500
3.	Pittsburgh Steelers	5-6	.455
4.	Baltimore Ravens	4-5	.444
5.	Green Bay Packers	2-3	.400

- The Steelers have won five games when trailing at the end of the third quarter since 2020, which is tied for the most in the NFL.

MOST VICTORIES WHEN TRAILING AFTER 3RD QUARTER SINCE 2020

RANK	TEAM	WINS
1.	Pittsburgh Steelers	5
	Tennessee Titans	5
	L.A. Chargers	5
4.	Washington Football Team	4
5.	Seven teams tied with	3

- Pittsburgh has won three games in which it trailed by 10 or more points at halftime since 2020, which is the most in the League.

MOST VICTORIES WHEN TRAILING BY 10+ POINTS AT HALFTIME SINCE 2020

RANK	TEAM	WINS
1.	Pittsburgh Steelers	3
2.	Washington Football Team	2
	Tampa Bay Buccaneers	2
4.	11 teams tied with	1

- Pittsburgh has won four games in which it trailed by 10 or more points in the second half since 2020, which is tied for the most in the League.

MOST VICTORIES WHEN TRAILING BY 10+ POINTS IN SECOND HALF SINCE 2020

RANK	TEAM	WINS
1.	Pittsburgh Steelers	4
	Tennessee Titans	4
3.	Tampa Bay Buccaneers	3
	Minnesota Vikings	3
	Philadelphia Eagles	3
	Baltimore Ravens	3

- The Steelers have won seven games in which they trailed by 10 or more points since 2020, which is the most in the NFL.

MOST VICTORIES WHEN TRAILING BY 10+ POINTS SINCE 2020

RANK	TEAM	WINS
1.	Pittsburgh Steelers	7
2.	Kansas City Chiefs	6
	New Orleans Saints	6
	Tennessee Titans	6
5.	Tampa Bay Buccaneers	5
	Seattle Seahawks	5
	Philadelphia Eagles	5

- Pittsburgh has registered 18 regular-season victories when trailing in the second half by 10 or more points since QB **Ben Roethlisberger** entered the NFL in 2004, which is the second-most in the League over that span.

MOST VICTORIES WHEN TRAILING BY 10+ POINTS IN THE SECOND HALF SINCE 2004

RANK	TEAM	WINS
1.	Indianapolis Colts	20
2.	Pittsburgh Steelers	18
3.	Denver Broncos	16
4.	L.A. Chargers	15
5.	Miami Dolphins	14
	New England Patriots	14

- Pittsburgh has registered 11 regular-season road victories when trailing in the second half by 10 or more points since QB **Ben Roethlisberger** entered the NFL in 2004, which is tied for the most in the League over that span.

MOST ROAD VICTORIES WHEN TRAILING BY 10+ POINTS IN THE SECOND HALF SINCE 2004

RANK	TEAM	WINS
1.	Pittsburgh Steelers	11
	L.A. Chargers	11
3.	Indianapolis Colts	10
4.	Kansas City Chiefs	9
	Tennessee Titans	9
	Dallas Cowboys	9

- Pittsburgh has registered 27 regular-season victories when trailing by 10 or more points since QB **Ben Roethlisberger** entered the NFL in 2004, which is the most in the League over that span.

MOST VICTORIES WHEN TRAILING BY 10+ POINTS SINCE 2004

RANK	TEAM	WINS
1.	Pittsburgh Steelers	27
2.	Indianapolis Colts	26
	New England Patriots	26
4.	Denver Broncos	25
	New Orleans Saints	25
	Chicago Bears	25

TOMLIN'S RECORD WHEN

Overall	150	81	2
Home	85	32	1
Away	65	49	1
In overtime	7	7	1
Grass	119	60	2
Turf	31	21	0
Indoors	11	4	0
Outdoors	139	77	2
AFC	111	61	1
AFC North	59	26	1
AFC East	15	15	0
AFC South	22	7	0
AFC West	15	13	0
NFC	39	20	1
NFC North	9	5	1
NFC East	10	6	0
NFC South	8	4	0
NFC West	12	5	0
Playoffs	8	8	0
Wild Card	2	4	0
Divisional	3	2	0
Title Game	2	1	0
Super Bowl	1	1	0
On Sunday Night Football	18	12	0
On Monday Night Football	17	3	0
On Thursday Night Football	8	7	0
On Saturday	1	0	0
On Sunday at 1 pm ET	79	33	2
On Sunday at 4:25 pm ET	25	25	1
In September	27	23	1
In October	40	15	0
In November	39	19	1
In December	39	23	0
In January	5	1	0
Coming off a loss	50	28	0
Coming off a win	91	47	1
Coming off a tie	0	1	0
Opponent Coming off a loss	66	41	1
Opponent Coming off a win	74	35	0
Opponent Coming off a tie	1	0	0
Coming off a Bye	11	4	0
Opponent coming off a Bye	9	5	1
Scoring first	91	33	2
Opponent scores first	59	48	0
Leading at any point	148	51	2
Trailing at any point	88	80	1
Leading at halftime	108	20	1
Tied at halftime	11	9	1
Trailing at halftime	31	52	0
Decided by 3 points or fewer	30	27	2
Decided by 7 points or fewer	70	52	2
Decided by 8 pts or fewer	76	52	2
*Opp. Missed Playoffs	92	45	2
*Opp. Lost Wild Card	22	12	0
*Opp. Lost Divisional Playoff	23	10	0
*Opp. Lost Title Game	8	7	0
*Opp. Lost Super Bowl	3	1	0

TOMLIN'S RECORD WHEN

*Opp. Won Super Bowl	2	6	0
Leading after three quarters	117	16	1
Tied after three quarters	10	8	0
Trailing after three quarters	23	57	1
Scoring 40+ points	11	0	0
Scoring 30-39 points	37	7	0
Scoring 20-29 points	76	26	1
Scoring 0-19 points	26	48	1
Allowing 40+ points	0	3	0
Allowing 30-39 points	5	20	0
Allowing 20-29 points	44	43	1
Allowing 0-19 Points	101	15	1
3 days rest	7	6	0
4 days rest	1	1	0
5 days rest	11	8	1
6 days rest	85	51	0
7 days rest	14	2	0
9 days rest	11	3	0
10 days rest	1	1	0
12 days rest	0	1	0
13 days rest	9	3	0
14 days rest	2	0	0
Opp. 3 days rest	7	6	0
Opp. 5 days rest	8	8	0
Opp. 6 days rest	96	49	0
Opp. 7 days rest	15	3	0
Opp. 9 days rest	4	4	0
Opp. 10 days rest	2	1	0
Opp. 13 days rest	8	5	1
Opp. 14 days rest	1	0	0
Outrushing opponent	106	21	0
Getting outrushed	43	60	2
Rushing Yards tied	1	0	0
Passing for more yards	46	32	1
Passing for fewer yards	104	49	1
Outgaining opponent	118	40	2
Outgained by opponent	32	41	0
Clear	129	70	1
Rain	18	8	1
Snow	3	3	0
Below 32-degrees	14	8	0
Above 32-degrees	136	73	2
Winning time of possession	114	36	2
Losing time of possession	36	45	0
Scoring a defensive TD	28	2	0
Allowing a defensive TD	7	11	0
Scoring a special teams TD	11	0	0
Allowing a special teams TD	6	7	0
Fewer penalty yards	81	47	1
More penalty yards	69	34	1
Winning turnover battle	82	11	0
Losing turnover battle	26	52	2
Tied turnover battled	42	18	0
-1 Turnovers	26	52	1
-2 Turnovers	6	29	1
-3 Turnovers	3	18	2
-4 Turnovers	0	11	1

TOMLIN'S RECORD WHEN

-5 Turnovers	0	3	1
-6 Turnovers	0	2	0
-7 Turnovers	0	2	0
+1 Turnovers	82	11	0
+2 Turnovers	45	2	0
+3 Turnovers	17	1	0
+4 Turnovers	6	0	0
+5 Turnovers	1	0	0
+6 Turnovers	1	0	0
100-yard rusher	52	8	2
100-yard receiver	61	39	1
200-yard passer	117	60	2
200-yard rusher	2	0	0
200-yard receiver	2	1	0
300-yard passer	38	26	1
400-yard passer	4	7	0
500-yard passer	3	0	0
Opp. 100-yard rusher	12	20	2
Opp. 100-yard receiver	41	27	1
Opp. 200-yard passer	87	50	0
Opp. 200-yard rusher	0	1	0
Opp. 200-yard receiver	2	0	0
Opp. 300-yard passer	20	18	0
Opp. 400-yard passer	4	1	0
Opp. 500-yard passer	0	0	0
Arizona Cardinals	3	1	0
Atlanta Falcons	3	0	0
Baltimore Ravens	14	14	0
Buffalo Bills	5	2	0
Carolina Panthers	3	0	0
Chicago Bears	1	3	0
Cincinnati Bengals	22	7	0
Cleveland Browns	23	5	1
Dallas Cowboys	2	2	0
Denver Broncos	4	3	0
Detroit Lions	3	0	1
Green Bay Packers	3	1	0
Houston Texans	4	1	0
Indianapolis Colts	7	1	0
Jacksonville Jaguars	5	2	0
Kansas City Chiefs	5	3	0
Las Vegas Raiders	2	5	0
L.A. Chargers	4	2	0
L.A. Rams	4	0	0
Miami Dolphins	4	2	0
Minnesota Vikings	2	1	0
New England Patriots	3	7	0
New Orleans Saints	0	3	0
N.Y. Giants	3	1	0
N.Y. Jets	3	4	0
Philadelphia Eagles	2	2	0
San Francisco 49ers	2	2	0
Seattle Seahawks	3	2	0
Tampa Bay Buccaneers	2	1	0
Tennessee Titans	6	3	0
Washington Football Team	3	1	0

TOMLIN AMONG THE BEST

- **Mike Tomlin** has led Pittsburgh to a 150-81-2 (.648) record in the regular season since becoming the team's head coach in 2007.
- Tomlin ranks tied for 11th in NFL history with a regular-season record of 69 games over .500.

MOST GAMES ABOVE .500 BY HEAD COACH IN NFL HISTORY

RANK	COACH	GAMES > .500
8.	Marty Schottenheimer, 1984-2006	74
9.	John Madden, 1969-1978	71
10.	Tony Dungy, 1996-2008	70
11.	Mike Tomlin, 2007-2021	69
	George Allen, 1966-1977	69

- Tomlin, Bill Belichick, Andy Reid and Marty Schottenheimer are the only coaches in NFL history with career records of 60 or more games over .500 not in the Pro Football Hall of Fame.
- Tomlin's 150 regular-season victories are second best in the NFL since 2007.

NFL HEAD COACH RECORDS SINCE 2007

RANK	COACH	RECORD	PLAYOFF APPS.	SUPER BOWL APPS.
1.	Bill Belichick	175-59	13	4
2.	Mike Tomlin	150-81-1	9	2
3.	Andy Reid	146-86-1	10	2
4.	Sean Payton	137-78	8	1
5.	John Harbaugh	135-82	9	1

- His 150 regular-season victories are the third-most among active coaches in the NFL.

MOST REGULAR-SEASON WINS BY AN ACTIVE NFL HEAD COACH

RANK	COACH	WINS
1.	Bill Belichick	286
2.	Andy Reid	226
3.	Mike Tomlin	150
4.	Pete Carroll	148
	Sean Payton	148

- Tomlin's 150 regular-season victories are the 20th-most in NFL history.

MOST REGULAR-SEASON WINS BY HEAD COACH IN NFL HISTORY

RANK	COACH	WINS
18.	Joe Gibbs	154
19.	Steve Owen	153
20.	Mike Tomlin	150
21.	Bill Cowher	149
22.	Pete Carroll	148
	Sean Payton	148

- Tomlin's .648 regular-season win percentage is tied for the ninth-highest in NFL history (minimum 100 games).

HEAD COACH WIN PERCENTAGE IN NFL HISTORY (MIN. 100 GAMES)

RANK	COACH	WIN PCT.
1.	John Madden	.759
2.	Vince Lombardi	.738
3.	George Allen	.712
4.	Blanton Collier	.691
5.	George Halas	.682
6.	Don Shula	.677
7.	Bill Belichick	.670
8.	Tony Dungy	.668
9.	Mike Tomlin	.648
	George Seifert	.648

- Tomlin's .648 regular-season win percentage is the second-highest among active NFL head coaches (minimum 100 games).

ACTIVE HEAD COACH WINNING PERCENTAGE (MIN. 100 GAMES)

RANK	COACH	W	L	T	WIN PCT.
1.	Bill Belichick	286	140	0	.671
2.	Mike Tomlin	150	81	2	.648
3.	Sean Payton	148	84	0	.638
4.	Andy Reid	226	134	1	.627
5.	John Harbaugh	135	82	0	.622

TOMLIN T-150 COACH

- **Mike Tomlin** is the 20th head coach in NFL history to reach 150 career wins.
- Tomlin registered 150 career victories in the fourth-fewest game in League history.

FEWEST GAMES COACHED TO 150 CAREER VICTORIES

RANK	PLAYER	GAMES
1.	Don Shula	204
2.	George Halas	223
3.	Curly Lambeau	228
4.	Mike Tomlin	232
5.	Bud Grant	239

TOMLIN VS. AFC

- During his career, **Mike Tomlin's** regular-season record against the AFC is 111-61-1 (.645).
- Tomlin's 111 regular-season victories against the AFC rank are the eighth-most in NFL history.

MOST REGULAR-SEASON WINS VS. AFC BY HEAD COACH IN NFL HISTORY

RANK	COACH	WINS
1.	Bill Belichick	214
2.	Don Shula	190
3.	Chuck Noll	147
4.	Marty Schottenheimer	142
5.	Mike Shanahan	116
6.	Bill Cowher	115
7.	Marv Levy	112
8.	Mike Tomlin	111
9.	Chuck Knox	109
10.	Jeff Fisher	106

- Tomlin's .645 regular-season winning percentage against the AFC is the fifth-highest in NFL history.

BEST REGULAR-SEASON WIN PERCENTAGE VS. AFC BY HEAD COACH IN NFL HISTORY (MIN. 100 GAMES)

RANK	COACH	WIN PCT.
1.	Tony Dungy	.731
2.	John Madden	.724
3.	Bill Belichick	.673
4.	Andy Reid	.655
5.	Mike Tomlin	.645
6.	Don Shula	.631
7.	Bill Cowher	.628
8.	John Harbaugh	.613
9.	Marty Schottenheimer	.599
10.	Chuck Noll	.583

- Pittsburgh's 111 regular-season victories against the AFC under Tomlin are the second-most among AFC teams since 2007.

MOST REGULAR-SEASON WINS VS. AFC SINCE 2007

RANK	TEAM	WINS
1.	New England Patriots	132
2.	Pittsburgh Steelers	111
3.	Indianapolis Colts	102
	Baltimore Ravens	102
5.	L.A. Chargers	92

- Pittsburgh's .645 regular-season winning percentage against the AFC under Tomlin is the second-highest among AFC teams since 2007.

BEST REGULAR-SEASON WIN PERCENTAGE VS. AFC SINCE 2007

RANK	TEAM	W	L	T	WIN PCT.
1.	New England Patriots	132	42	0	.759
2.	Pittsburgh Steelers	111	61	1	.645
3.	Baltimore Ravens	102	73	0	.583
	Indianapolis Colts	102	73	0	.583
5.	L.A. Chargers	92	81	0	.532

- Pittsburgh's 49 regular-season road victories against the AFC under Tomlin are the second-most among AFC teams since 2007.

MOST REGULAR-SEASON ROAD WINS VS. AFC SINCE 2007

RANK	TEAM	WINS
1.	New England Patriots	56
2.	Pittsburgh Steelers	49
3.	Kansas City Chiefs	46
4.	Indianapolis Colts	44
5.	L.A. Chargers	43

- Pittsburgh's .576 regular-season road winning percentage against the AFC under Tomlin is the second-highest among AFC teams since 2007.

BEST REGULAR-SEASON ROAD WIN PERCENTAGE VS. AFC SINCE 2007

RANK	TEAM	W	L	T	WIN PCT.
1.	New England Patriots	56	31	0	.644
2.	Pittsburgh Steelers	49	36	1	.576
3.	Kansas City Chiefs	46	41	0	.529
4.	Indianapolis Colts	44	43	0	.506
5.	L.A. Chargers	43	43	0	.500

- Including the postseason, Tomlin has a .634 winning percentage (118-68-1) against the AFC during his first 14 years.

TOMLIN AWAY FROM HEINZ FIELD

- Mike Tomlin** has guided Pittsburgh to a 65-49-1 (.570) regular-season road record.
- Tomlin earned his 65th regular-season road win in Week 8 of 2021 at Cleveland and joined **Chuck Noll** (74) as the second head coach in Steelers history with 65 regular-season road victories.
- Tomlin has led Pittsburgh to at least four road wins in nine of his first 14 seasons as the team's head coach and five home wins in seven of his 14 at the helm.
- Tomlin and the Steelers' 65 regular-season road victories are the third-most in the NFL since 2007.

MOST REGULAR-SEASON ROAD WINS SINCE 2007

RANK	TEAM	WINS
1.	New England Patriots	78
2.	New Orleans Saints	67
3.	Pittsburgh Steelers	65
4.	Green Bay Packers	64
5.	Dallas Cowboys	63

- Tomlin and the Steelers' .570 regular-season road winning percentage is the third-highest in the NFL since 2007.
- His .657 winning percentage (min. 50 games) in primetime games is the second-highest in the League since 2000

BEST REGULAR-SEASON ROAD WIN PERCENTAGE SINCE 2007

RANK	TEAM	RECORD	WIN PCT.
1.	New England Patriots	78-38	.672
2.	New Orleans Saints	67-50	.573
3.	Pittsburgh Steelers	65-49-1	.570
4.	Dallas Cowboys	63-53	.543
5.	Green Bay Packers	64-54	.542

- Tomlin's .570 winning percentage in regular-season road games is the seventh-highest in NFL history (min. 100 games).

BEST REGULAR-SEASON HOME WIN PERCENTAGE IN NFL HISTORY (MIN. 100 GAMES)

RANK	COACH	W	L	T	WIN PCT.
1.	Andy Reid	112	68	1	.622
2.	George Halas	136	87	11	.610
3.	Bill Belichick	129	83	0	.608
4.	Don Shula	145	97	3	.599
5.	Sean Payton	70	47	0	.598
6.	Tony Dungy	61	43	0	.587
7.	Mike Tomlin	65	49	1	.570
8.	Curly Lambeau	101	77	13	.567
9.	Paul Brown	74	57	5	.565
10.	Bud Grant	71	56	2	.559

PRIMETIME SPECIALIST

- **Mike Tomlin** has guided Pittsburgh to a 44-23 (.657) record in regular-season primetime games, including a 20-15 (.571) mark on the road.
- Tomlin's 67 games coached in primetime (7 p.m. ET or later) are the third-most in the NFL since 2000.

MOST NFL REGULAR-SEASON PRIMETIME GAMES COACHED SINCE 2000

RANK	COACH	GAMES
1.	Andy Reid	90
2.	Bill Belichick	86
3.	Mike Tomlin	67
4.	Mike McCarthy	63
5.	Tom Coughlin	61

- His 44 victories in primetime games are the third-most in the League since 2000.

MOST NFL REGULAR-SEASON PRIMETIME WINS SINCE 2000

RANK	COACH	WINS
1.	Bill Belichick	56
2.	Andy Reid	52
3.	Mike Tomlin	44
4.	Sean Payton	35
5.	Pete Carroll	32

BEST REGULAR-SEASON PRIMETIME WIN PERCENTAGE (MIN. 50 GAMES) SINCE 2000

RANK	COACH	W	L	T	WIN PCT.
1.	Sean Payton	35	17	0	.673
2.	Mike Tomlin	44	23	0	.657
3.	Bill Belichick	56	30	0	.651
4.	Andy Reid	52	38	0	.578
5.	Mike McCarthy	31	32	0	.492

- Tomlin's 44 victories in regular-season primetime games are tied for the most in the NFL since 2007.

MOST REGULAR-SEASON PRIMETIME WINS SINCE 2007

RANK	COACH	WINS
1.	Mike Tomlin	44
	Bill Belichick	44
3.	Andy Reid	35
4.	Sean Payton	33
5.	Pete Carroll	32

- Tomlin's .657 winning percentage in regular-season primetime games is the fourth-highest in the NFL since 2007 (min. 50 games).

BEST REGULAR-SEASON PRIMETIME WIN PERCENTAGE SINCE 2007 (MIN. 50 GAMES)

RANK	COACH	RECORD	WIN PCT.
1.	Bill Belichick	44-21	.677
2.	Sean Payton	33-17	.660
3.	Mike Tomlin	44-23	.657
4.	Andy Reid	35-31	.530
5.	Mike McCarthy	29-30	.492

- Tomlin's 20 road victories in regular-season primetime games are tied for the most in the NFL since 2007.

MOST REGULAR-SEASON ROAD PRIMETIME WINS SINCE 2007

RANK	COACH	WINS
1.	Mike Tomlin	20
	Bill Belichick	20
3.	Andy Reid	18
4.	John Harbaugh	14
5.	Sean Payton	12

- Tomlin's .571 road winning percentage in regular-season primetime games is tied for the highest in the NFL since 2007 (min. 25 games).

BEST REGULAR-SEASON PRIMETIME ROAD WIN PERCENTAGE SINCE 2007 (MIN. 25 GAMES)

RANK	COACH	RECORD	WIN PCT.
1.	Mike Tomlin	20-15	.571
	Bill Belichick	20-15	.571
3.	Andy Reid	18-17	.514
4.	John Harbaugh	14-14	.500
5.	Mike McCarthy	8-22	.267

- Tomlin has guided the Steelers to a 17-3 (.850) record in Monday Night Football contests, including an 8-0 mark at Heinz Field.
- Tomlin's 17 victories on Monday Night Football rank first in the NFL since 2007.
- Tomlin's .850 winning percentage on Monday Night Football ranks first in the NFL since 2007 (min. 10 games).
- Tomlin is 18-13 (.581) on Sunday Night Football and 8-7 (.533) on Thursday Night Football.

WINNING RECORD IN FIRST 14 SEASONS

- Mike Tomlin secured his 14th straight non-losing season with the Steelers' eighth win in 2020, a 24-19 win at Dallas in Week 9, a streak dating back to his first season as the team's head coach in 2007.
- Tomlin and Marty Schottenheimer are the only head coaches in NFL history to begin a head coaching tenure with at least 14 consecutive non-losing seasons.

MOST CONSECUTIVE NON-LOSING SEASONS TO BEGIN NFL HEAD COACHING CAREER

RANK	HEAD COACH	YEARS	SEASONS
1.	Mike Tomlin	2007-20	14
	Marty Schottenheimer	1984-97	14
3.	Don Shula	1963-75	13
4.	George Allen	1966-77	12
	Curly Lambeau	1921-32	12

WIN NO. 140

- Mike Tomlin earned his 140th regular-season win with the Steelers in the 28-24 victory at Baltimore in Week 8 of 2020.
- The game was Tomlin's 215th of his regular-season tenure, tying him with Curly Lambeau for the third-fewest games by an NFL head coach to secure 140 wins.

FEWEST NFL GAMES COACHED TO 140 WINS

RANK	HEAD COACH	TEAMS	GAMES
1.	Don Shula	Baltimore-Miami	185
2.	George Halas	Chicago	210
3.	Mike Tomlin	Pittsburgh	215
	Curly Lambeau	Green Bay	215
5.	Joe Gibbs	Washington	216

AMONG COACHES IN FIRST 14 YEARS

- Mike Tomlin earned his 145th regular-season victory in Week 16 vs. Indianapolis in 2020, and accumulated a 145-78-1 regular-season record in his first 14 seasons as a head coach in the NFL (2007-20).
- Tomlin's 145 career regular-season victories are the most by a head coach in his first 14 career seasons, surpassing Pro Football Hall of Famer Don Shula (144 regular-season victories from 1963-76).

MOST WINS AMONG NFL HEAD COACHES DURING FIRST 14 SEASONS

RANK	HEAD COACH	YEARS	WINS
1.	Mike Tomlin	2007-20	145
2.	Don Shula	1963-76	144
3.	Sean Payton	2006-20	142
4.	Bill Cowher	1992-2005	141
5.	Joe Gibbs	1981-92, 2004-05	140

TOMLIN IN 14

- In his first 14 seasons as the head coach of the Steelers, Mike Tomlin has an extensive list of accomplishments.
- Tomlin's 145 regular-season wins in his first 14 seasons rank as the most wins in team history for any coach in his first 14 campaigns, and his two Super Bowl appearances rank second in the franchise for a coach in his first 14 seasons.
- Tomlin's nine postseason berths rank tied for first in a coach's first 14 seasons with the Steelers and his seven division titles rank tied for second.

STEELERS HEAD COACHES RECORD THROUGH 14 SEASONS

RANK	HEAD COACH	RECORD	YEARS
1.	Mike Tomlin	145-78-1 (.650)	2007-20
2.	Bill Cowher	141-82-1 (.632)	1992-2005
3.	Chuck Noll	123-75-1 (.621)	1969-1982

RANK	HEAD COACH	SUPER BOWL APP.	SUPER BOWL WINS
1.	Chuck Noll	4 (1974, '75, '78, '79)	4 (1974, '75, '78, '79)
2.	Mike Tomlin	2 (2008, '10)	1 (2008)
	Bill Cowher	2 (1995, 2006)	1 (2006)

RANK	HEAD COACH	PLAYOFF APP.	YEARS
1.	Bill Cowher	9	1992-97, 2001, '02, '04
	Mike Tomlin	9	2007-08, '10-11, '14-17, '20
3.	Chuck Noll	8	1972-79

RANK	HEAD COACH	DIVISION TITLES	YEARS
1.	Bill Cowher	8 (AFC Central/North)	1992, '94-97, 2001, '02, '04
2.	Mike Tomlin	7 (AFC North)	2007-08, '10, '14, '16-17, '20
	Chuck Noll	7 (AFC Central)	1972, '74-79

BEN BY THE NUMBERS

62.334	With 205 yards passing in Week 9 vs. Chicago, Roethlisberger has now thrown for 62,334 yards in his 18-year NFL career. He needs 1,107 yards to pass Philip Rivers for fifth in NFL history.
3,000	Roethlisberger has thrown for 3,000+ yards in 14 of his 17 seasons in the NFL. Only Tom Brady (18), Brett Favre (18), Drew Brees (16), Peyton Manning (16) and Philip Rivers (15) have registered more 3,000-yard passing seasons in NFL history.
400	With his 45-yard TD pass to WR Diontae Johnson in Week 4 at Green Bay, Roethlisberger became the eighth quarterback in NFL history to surpass 400 career regular-season passing TDs.
400	Roethlisberger has thrown for 400 or more yards in 14 games (regular-season and postseason), which is a franchise record and fourth in NFL history.
241	Roethlisberger has played in 241 regular-season games for the Steelers, which is a franchise record. His 241 regular-season games played at quarterback ranks ninth in NFL history. Roethlisberger's 241 regular-season games played at quarterback with one franchise ranks fourth in NFL history.
239	Roethlisberger has started 239 regular-season games for the Steelers, which is a franchise record. His 239 regular-season games started at quarterback ranked tied for seventh in NFL history. Roethlisberger's 239 regular-season games started at quarterback with one franchise ranks fourth in NFL history.
161-77-1	Roethlisberger's regular-season record as a starting quarterback is 161-77-1 (.676), which is the fifth-highest win percentage in NFL history (min. 150 starts) and most wins in franchise history for a starting signal caller.
161	Roethlisberger's 160 regular-season wins as a starting quarterback rank fifth in NFL history.
158.3	Roethlisberger has posted a perfect passer rating of 158.3 or better in four games during his NFL regular-season career (min. 10 attempts/game) - the most all-time.
131	Roethlisberger has registered 131 career multi-TD pass games (regular-season and postseason), which is a franchise record and eighth in NFL history.
125.0	Roethlisberger has recorded a passer rating of 125.0 or higher 29 times in his NFL regular-season career (minimum 20 attempts), most recently in Week 5 of 2020 against the Philadelphia Eagles (125.4), which ranks eighth in NFL history.
110	Roethlisberger has thrown 110 fourth-quarter TDs in his regular-season career, which is a franchise record and tied for fourth in NFL history.
100.0	Roethlisberger has registered 104 career games (regular-season and postseason) with a passer rating of 100.0 or higher, which is a franchise record and seventh in NFL history.
91	Pittsburgh is 91-13 (.875) when Roethlisberger has registered a passer rating of 100.0 or higher.
89	Roethlisberger owns an 89-31 (.742) regular-season career record as a starting quarterback at Heinz Field. His 89 home victories rank sixth in NFL history. His .742 home winning percentage ranks fifth in League history (min. 100 home starts).
73	Roethlisberger has registered 73 games with 300 or more yards passing (regular-season and postseason), which is a franchise record and seventh in NFL history.
67	Roethlisberger has 67 career completions (regular-season and postseason) of 50+ yards, which ranks sixth in NFL history.
62	Roethlisberger is 62-36-1 (.631) in games decided by six points or less with him under center. His 62 victories (regular-season and postseason) in games decided by six points or less with him under center rank tied for second in NFL history.

BEN BY THE NUMBERS

53	Roethlisberger has now thrown a TD pass to 53 different players (including RB Najee Harris and TE Pat Freiermuth in 2021) over his regular-season NFL career.
50	Roethlisberger has rallied the Steelers from a tie or deficit in the fourth quarter 50 times in his career, which is a franchise record and tied for third in NFL history.
38	Roethlisberger has led the Steelers to an offensive scoring drive in the 4th quarter with the team trailing by one score to either tie or take the lead 38 times in his career, which is a franchise record and third in NFL history.
35	Roethlisberger has recorded 35 career TD passes of 50 or more yards, which is a franchise record and ranks sixth in NFL history.
25+	Roethlisberger has thrown 25 or more TD passes nine times over his 17-year career. The nine 25+ passing TD seasons rank seventh since the 1970 AFL-NFL merger.
23	Roethlisberger has thrown 23 TDs in the last two minutes of a regular-season game, which ranks second since 2000.
20+	The Steelers have scored at least 20 points in 96 of the 120 games at home with Roethlisberger as the starter.
15	Roethlisberger threw at least 15 TD passes in each of his first 15 NFL seasons, the most consecutive seasons with 15 or more scoring tosses to start an NFL career. He added his 16th season with at least 15 TD passes in 2020.
11	Roethlisberger has thrown 20 or more TD passes during his NFL career in 11 seasons - a franchise record - including eight consecutive seasons prior to 2019 (2007, 2009, 2011-18, 2020).
10	Roethlisberger has 10 career completions of 80 yards or longer.
10	Roethlisberger ranks in the top 10 in NFL history in games (ninth, 241), starts (tied for seventh, 239), pass yards (sixth, 62,334), pass completions (sixth, 5,246), pass attempts (sixth, 8,137) and TD passes (eighth, 406).
9	Roethlisberger has nine career TD passes of 80 yards or longer, which is tied with Pro Football Hall of Famer Brett Favre for the most in NFL history.
8TH	Roethlisberger is the eighth quarterback in NFL history to surpass 400 career passing TDs, including the regular-season and postseason (437).
8TH	Roethlisberger has thrown for three or more TD passes in 57 games (regular-season and postseason) over his NFL career, which ranks eighth in League history.
5	Roethlisberger is one of five quarterbacks (two active) in NFL history to throw at least 230 TDs at home during the regular season (233).
3RD	With a win at Cleveland in Week 8, Roethlisberger registered his 160th career win in his 238th career start, becoming the third-fastest quarterback to reach 160 wins in NFL history.
3RD	Roethlisberger has thrown 233 TD passes at Heinz Field, which is the third-most all-time at a particular venue in NFL history behind Drew Brees (281 at Mercedes-Benz Superdome) and Tom Brady (258 at Gillette Stadium).
2	Roethlisberger is one of two quarterbacks to record at least 24 regular-season wins against multiple opponents since the 1970 AFL-NFL merger (24, Cincinnati; 24, Cleveland).
1ST	Roethlisberger is the first quarterback in NFL history with 500 passing yards in three career games (Week 8 2014, Week 15 2009 and Week 14 2017).
.631	Roethlisberger's .631 winning percentage in games decided by six points or less with him under center ranks second in NFL history (min. 50 starts).

MOVING ON UP

QB Ben Roethlisberger leads the Steelers in nearly all major career statistics. The following is where Roethlisberger ranks in Steelers history in several key categories:

Single-Season TD Passes (2018)	34	1st
Single-Season Passing Yards (2018)	5,129	1st
Career Passing TDs (regular season)	404	1st
Single-Season Completions (2018)	452	1st
Single-Season Pass Attempts (2018)	675	1st
Single-Season Completion Pct. (2015)	68.0	1st
Single-Season Passer Rating (2007)	104.1	1st
3,000-Yard Passing Seasons (2006-18, 2020)	14	1st
Consecutive 3,000-Yard Passing Seasons (2006-18)	13	1st
Single-Game Completion Pct. (9/7/08 vs. Houston)	92.9	1st
Seasons w/ 250+ Completions (2006-09, '11-18, 2020)	13	1st
Seasons w/ Completion Pct. of 60.0+ (2004, '05, '07, '09-'18, 2020)	14	1st
Seasons w/ Passer Rating of 90.0+ (2004, '05, '07, '09-'18, 2020)	14	1st
Completions in Single Game (12/10/17 vs. Baltimore)	44	1st
Attempts in Single Game (12/10/17 vs. Baltimore)	66	1st
Passing Yards in Single Game (10/26/14 vs. Indianapolis)	522	1st
Career Completions	5,246	1st
Career Attempts	8,137	1st
Career Passing Yards	62,334	1st
Career Completion Pct.	64.5	1st
Career Passing Yards/Attempts	7.7	1st
Career QB Rating	93.9	1st
Career 300-yard Passing Games (reg and postseason)	73	1st
Career Games w/ 30+ Completions (reg and postseason)	36	1st
Career Games w/ 100.0+ Passer Rating (reg and postseason)	104	1st
Career Perfect Passer Rating Games (158.3) **	4	1st
Career QB Rating in 4th Qtr. *	93.2	1st
Career Touchdown Passes in 4th Quarter	61	1st
Career Touchdown Passes in Final 2 mins./game *	23	1st
Consecutive Reg. Gms. w/ At Least One TD Pass (2012-Week 1 of 2014)	30	1st
Games Played by Rookie QB (2004)	14	1st
Passing Attempts by Rookie QB (2004)	295	1st
Pass Completions by Rookie QB (2004)	196	1st
Passing Yards by Rookie QB (2004)	2,621	1st
Passing TDs by Rookie QB (2004)	17	1st
Rushing Attempts by Rookie QB (2004)	56	1st
Rushing Yards by Rookie QB (2004)	144	1st
Completion Pct. by Rookie QB (2004) **	66.4	1st
Passer Rating by Rookie QB (2004) **	98.1	1st
Comp. %/Single Game by Rookie QB (10/17/04 vs. Dal.) **	84.0	1st
Consecutive Wins to Start Career (2004) **	13	1st
Total Wins by Rookie QB (2004) **	13	1st
Passing TDs in Single Game (10/26/14 vs. Ind. and 11/2/14 vs. Bal.)	6	1st
Single-Game TD Passes at Heinz Field (10/26/14 vs. Ind. and 11/2/14 vs. Bal.)	6	1st
Passing TDs in Back-to-Back Games **	12	1st
Total Wins When Throwing for 300-plus Yards	38	1st
Seasons w/ 25+ Passing TDs (2007, '09, '12-14, '16-18, '20)	9	1st
Career Wins (Regular Season)	161	1st
Career TD Passes (indoors)	35	1st
Career Touchdown Passes in Dec./Jan.	112	1st
Single-Game TD Passes on MNF (11/5/07 vs. Bal.) **	5	T-1st
Consecutive Passes Completed (11/26/07 vs. Miami)	15	T-1st
Career Winning Pct.	.676	2nd
Career Rushing Yards (by QB)	1,374	3rd
Career Rushing Touchdowns (by QB)	19	3rd

* Since 1991 ** NFL Record



FAST STARTS

- Pittsburgh has scored TDs on its opening drive each of the last two weeks (Week 9 vs. Chicago and Week 10 vs. Detroit).
- The Steelers have scored on their opening drive in four games this season (Week 4 at Green Bay and Week 5 vs. Denver).
- Pittsburgh took the opening kickoff vs. Detroit and marched 83 yards on 10 plays (5:20), capped off by a nine-yard TD pass from QB **Mason Rudolph** to WR **James Washington**.
- The Steelers scored TDs on their opening drive just once in 2019 and 2020.
- The four game-opening TD drives in 2021 are the most in a season since 2018, when Pittsburgh also had four.
- The Steelers had one in 2020, none in 2019, four in 2018, five in 2017, four in 2016, two in 2015, one in 2014, two in 2013 and three in 2012.

2021 GAME OPENING DRIVES

WEEK	OPP.	PLAYS	YDS	TIME	RESULT
1	at Buffalo	5	22	2:55	Punt
2	Las Vegas	6	14	3:33	Punt
3	Cincinnati	3	4	2:00	Punt
4	at Green Bay	8	75	4:56	TD
5	Denver	6	85	2:58	TD
6	Seattle	3	8	2:41	Punt
8	at Cleveland	7	22	3:50	Punt
9	Chicago	6	59	3:20	TD
10	Detroit	10	83	5:20	TD

LIMITING SACKS

- The Steelers have allowed either the fewest or second-fewest sacks in the NFL dating back to 2020 (1st, 32), 2019 (2nd, 64), 2018 (1st, 88), 2017 (2nd, 112), 2016 (1st, 133), 2015 (1st, 166), 2014 (1st, 199), 2013 (2nd, 242), 2012 (2nd, 279) and 2011 (2nd, 321).

NFL FEWEST SACKS ALLOWED SINCE 2020

RANK	TEAM	SACKS ALLOWED
1.	Pittsburgh Steelers	32
2.	Tampa Bay Buccaneers	34
3.	L.A. Rams	38
4.	Indianapolis Colts	39
5.	Buffalo Bills	41

NFL FEWEST SACKS ALLOWED SINCE 2018

RANK	TEAM	SACKS ALLOWED
1.	Pittsburgh Steelers	88
2.	Indianapolis Colts	89
3.	New Orleans Saints	91
4.	Kansas City Chiefs	92
5.	L.A. Rams	93

NFL FEWEST SACKS ALLOWED SINCE 2016

RANK	TEAM	SACKS ALLOWED
1.	Pittsburgh Steelers	133
2.	New Orleans Saints	138
3.	Kansas City Chiefs	161
4.	New England Patriots	164
5.	L.A. Rams	170

TOMLIN-BEN

- **Mike Tomlin** and QB **Ben Roethlisberger** recorded their 108th regular-season win together in Week 5 of 2018 against Atlanta, breaking a tie with Chuck Noll and Terry Bradshaw for the most wins by a head coach-quarterback tandem in franchise history.
- Tomlin and Roethlisberger picked up their 117th regular-season victory in Week 2 of 2020 against Denver, breaking a tie with Don Shula and Dan Marino for the third-most wins by a head coach-quarterback tandem in NFL history.
- The duo's 132 regular-season wins are the third-most by a head coach-quarterback pairing in NFL history.

MOST REGULAR-SEASON WINS BY A HEAD COACH-QUARTERBACK IN NFL HISTORY

RANK	DUO	WINS
1.	Bill Belichick-Tom Brady	219
2.	Sean Payton-Drew Brees	141
3.	Mike Tomlin-Ben Roethlisberger	132
4.	Don Shula-Dan Marino	116
5.	Chuck Noll-Terry Bradshaw	107

STARTING IN STYLE

- QB **Ben Roethlisberger** owns a 161-77-1 (.676) regular-season record as a starting quarterback.
- His 161 regular-season victories as a starting quarterback are a franchise record and rank fifth in NFL history.
- His .676 regular-season winning percentage as a starting quarterback is second-highest in franchise history and ranks fifth in NFL history (min. 150 games started).

BEST STARTING RECORD AMONG QUARTERBACKS IN NFL HISTORY (MIN. 150 GAMES STARTED)

RANK	PLAYER	W	L	T	PCT.
1.	Tom Brady	236	72	0	.766
2.	Joe Montana	117	47	0	.713
3.	Peyton Manning	186	79	0	.702
4.	Terry Bradshaw	107	51	0	.677
5.	Ben Roethlisberger	161	77	1	.676
	Aaron Rodgers	134	64	1	.676
7.	John Elway	148	82	1	.643
8.	Jim Kelly	101	59	0	.631
9.	Brett Favre	186	112	0	.624
10.	Dan Marino	147	93	0	.613

- Roethlisberger earned 117 wins in his first 175 regular-season starts, which is the second-most by an NFL QB in NFL history through 175 starts (Tom Brady, 136).
- Roethlisberger made his 150th career regular-season start in Week 8 vs. Indianapolis in 2014 to become the fourth quarterback in NFL history to record 100 wins in their first 150 regular-season starts (Tom Brady, 116; Joe Montana, 108; Terry Bradshaw, 102).
- Roethlisberger registered his 90th career win in his 135th career start, becoming the fifth-fastest quarterback who began their career in the Super Bowl era to reach 90 wins.
- Roethlisberger earned his 130th win as a starting quarterback in his 192nd start in Week 10 of 2017 at Indianapolis to mark the third-fewest starts in NFL history to win 130 games (Tom Brady, 168; Peyton Manning, 189).

THIRD-FASTEST TO NO. 160

- With a win at Cleveland in Week 8, QB **Ben Roethlisberger** became the fifth quarterback in NFL history to record 160 regular-season wins as a starter.
- Roethlisberger joined Peyton Manning, Brett Favre, Drew Brees and Tom Brady as the only quarterbacks in NFL history with at least 160 regular-season wins as a starting quarterback.
- Roethlisberger registered his 160th career win in his 238th career start, becoming the third-fastest quarterback to reach 160 wins in NFL history.

FEWEST STARTS TO 160 CAREER VICTORIES

RANK	PLAYER	STARTS
1.	Tom Brady	206
2.	Peyton Manning	230
3.	Ben Roethlisberger	238
4.	Brett Favre	253
5.	Drew Brees	270

WINNING NO. 150

- QB **Ben Roethlisberger** became the fifth quarterback in NFL history to record 150 regular-season wins as a starter during the Steelers' Week 7 win against Tennessee (27-24) in 2020.
- Roethlisberger joined Peyton Manning, Brett Favre, Drew Brees and Tom Brady as the only quarterbacks in NFL history with at least 150 regular-season wins as a starting quarterback.

MOST REGULAR-SEASON WINS AS A STARTING QUARTERBACK

RANK	PLAYER	WINS
1.	Tom Brady	236
2.	Brett Favre	186
	Peyton Manning	186
4.	Drew Brees	172
5.	Ben Roethlisberger	161
6.	John Elway	148
7.	Dan Marino	147
8.	Philip Rivers	134
	Aaron Rodgers	134
10.	Fran Tarkenton	124

BEN AMONG THE ALL-TIME BEST

- QB **Ben Roethlisberger** ranks in the top 10 in NFL history in games (ninth, 241), starts (tied for seventh, 239), pass yards (sixth, 62,334), pass completions (sixth, 5,246), pass attempts (sixth, 8,137) and TD passes (eighth, 406).
- Roethlisberger ranks in the top six in NFL history with one franchise in games (fourth, 241), starts (fourth, 239), pass yards (third, 62,334), pass completions (fourth, 5,246), pass attempts (fifth, 8,137) and TD passes (sixth, 406).
- Roethlisberger also ranks in the top 10 in NFL history in pass yards/attempt (fifth, 7.66, min. 5,000 pass attempts) and passer rating (seventh, 93.9, min. 5,000 pass attempts).

MOST PASSING YARDS IN NFL HISTORY

RANK	PLAYER	YDS
1.	Tom Brady	82,074
2.	Drew Brees	80,358
3.	Peyton Manning	71,940
4.	Brett Favre	71,838
5.	Philip Rivers	63,440
6.	Ben Roethlisberger	62,334
7.	Dan Marino	61,361
8.	Matt Ryan	58,041
9.	Eli Manning	57,023
10.	Aaron Rodgers	53,431

MOST PASSING YARDS WITH ONE FRANCHISE IN NFL HISTORY

RANK	PLAYER. TEAM	YDS
1.	Tom Brady, New England	74,571
2.	Drew Brees, New Orleans	68,010
3.	Ben Roethlisberger, Pittsburgh	62,334
4.	Brett Favre, Green Bay	61,655
5.	Dan Marino, Miami	61,361
6.	Philip Rivers, L.A. Chargers	59,271
7.	Eli Manning, N.Y. Giants	57,023
8.	Matt Ryan, Atlanta	58,041
9.	Peyton Manning, Indianapolis	54,828
10.	Aaron Rodgers, Green Bay	53,431

MOST TOUCHDOWN PASSES IN NFL HISTORY

RANK	PLAYER	TDS
1.	Tom Brady	608
2.	Drew Brees	571
3.	Peyton Manning	539
4.	Brett Favre	508
5.	Aaron Rodgers	429
6.	Philip Rivers	421
7.	Dan Marino	420
8.	Ben Roethlisberger	406
9.	Eli Manning	366
10.	Matt Ryan	362

MOST TOUCHDOWN PASSES WITH ONE FRANCHISE IN NFL HISTORY

RANK	PLAYER. TEAM	TDS
1.	Tom Brady, New England	541
2.	Drew Brees, New Orleans	491
3.	Brett Favre, Green Bay	442
4.	Aaron Rodgers, Green Bay	429
5.	Dan Marino, Miami	420
6.	Ben Roethlisberger, Pittsburgh	406
7.	Peyton Manning, Indianapolis	399
8.	Philip Rivers, L.A. Chargers	397
9.	Eli Manning, N.Y. Giants	366
10.	Matt Ryan, Atlanta	362

MOST PASS COMPLETIONS IN NFL HISTORY

RANK	PLAYER	CMP
1.	Drew Brees	7,142
2.	Tom Brady	7,032
3.	Brett Favre	6,300
4.	Peyton Manning	6,125
5.	Philip Rivers	5,277
6.	Ben Roethlisberger	5,246
7.	Matt Ryan	5,085
8.	Dan Marino	4,967
9.	Eli Manning	4,895
10.	Aaron Rodgers	4,481

MOST PASS COMPLETIONS WITH ONE FRANCHISE IN NFL HISTORY

RANK	PLAYER. TEAM	CMP
1.	Tom Brady, New England	6,377
2.	Drew Brees, New Orleans	6,017
3.	Brett Favre, Green Bay	5,377
4.	Ben Roethlisberger, Pittsburgh	5,246
5.	Matt Ryan, Atlanta	5,085
6.	Dan Marino, Miami	4,967
7.	Philip Rivers, L.A. Chargers	4,908
8.	Eli Manning, N.Y. Giants	4,895
9.	Peyton Manning, Indianapolis	4,682
10.	Aaron Rodgers, Green Bay	4,481

MOST PASS ATTEMPTS IN NFL HISTORY

RANK	PLAYER	ATT
1.	Tom Brady	10,975
2.	Drew Brees	10,551
3.	Brett Favre	10,169
4.	Peyton Manning	9,381
5.	Dan Marino	8,358
6.	Ben Roethlisberger	8,137
7.	Philip Rivers	8,134
8.	Eli Manning	8,120
9.	Matt Ryan	7,765
10.	John Elway	7,250

MOST PASS ATTEMPTS WITH ONE FRANCHISE IN NFL HISTORY

RANK	PLAYER. TEAM	ATT
1.	Tom Brady, New England	9,988
2.	Brett Favre, Green Bay	8,754
3.	Drew Brees, New Orleans	8,742
4.	Dan Marino, Miami	8,358
5.	Ben Roethlisberger, Pittsburgh	8,137
6.	Eli Manning, N.Y. Giants	8,120
7.	Matt Ryan, Atlanta	7,765
8.	Philip Rivers, L.A. Chargers	7,591
9.	John Elway, Denver	7,250
10.	Peyton Manning, Indianapolis	7,211

MOST GAMES PLAYED BY QB IN NFL HISTORY

RANK	PLAYER	GP
1.	Tom Brady	310
2.	Brett Favre	302
3.	Drew Brees	287
4.	Peyton Manning	266
5.	Earl Morrall	255
6.	Fran Tarkenton	246
7.	Philip Rivers	244
8.	Dan Marino	242
9.	Ben Roethlisberger	241
10.	Eli Manning	236

MOST GAMES PLAYED BY QB WITH ONE TEAM IN NFL HISTORY

RANK	PLAYER. TEAM	GP
1.	Tom Brady, New England Patriots	285
2.	Brett Favre, Green Bay Packers	255
3.	Dan Marino, Miami Dolphins	242
4.	Ben Roethlisberger, Pittsburgh Steelers	241
5.	Eli Manning, N.Y. Giants	236

MOST GAMES STARTED BY QB IN NFL HISTORY

RANK	PLAYER	GS
1.	Tom Brady	308
2.	Brett Favre	298
3.	Drew Brees	286
4.	Peyton Manning	265
5.	Dan Marino	240
	Philip Rivers	240
7.	Ben Roethlisberger	239
	Fran Tarkenton	239
9.	Eli Manning	234
10.	John Elway	231

MOST GAMES STARTED BY QB WITH ONE TEAM IN NFL HISTORY

RANK	PLAYER	GS
1.	Tom Brady, New England Patriots	283
2.	Brett Favre, Green Bay Packers	253
3.	Dan Marino, Miami Dolphins	240
4.	Ben Roethlisberger, Pittsburgh Steelers	239
5.	Eli Manning, N.Y. Giants	234

HIGHEST PASSING YARDS PER ATTEMPT LEADERS IN NFL HISTORY
(MIN. 5,000 ATT.)

RANK	PLAYER	YDS/ATT.
1.	Philip Rivers	7.80
2.	Aaron Rodgers	7.76
3.	Dan Fouts	7.68
4.	Peyton Manning	7.67
5.	Ben Roethlisberger	7.66
6.	Drew Brees	7.62
7.	Joe Montana	7.52
8.	Tom Brady	7.48
9.	Matt Ryan	7.47
10.	Dan Marino	7.34

HIGHEST PASSER RATING IN NFL HISTORY (MIN. 5,000 ATT.)

RANK	PLAYER	RTG.
1.	Aaron Rodgers	103.8
2.	Drew Brees	98.7
3.	Tom Brady	97.6
4.	Peyton Manning	96.4
5.	Philip Rivers	95.2
6.	Matt Ryan	94.4
7.	Ben Roethlisberger	93.9
8.	Joe Montana	92.3
9.	Matthew Stafford	91.0
10.	Carson Palmer	87.9

BIG BEN, BIG COMEBACKS

- In Pittsburgh's 29-27 victory over Chicago in Week 9, when the Bears took a one-point lead (27-26) late in the fourth quarter, QB **Ben Roethlisberger** rallied the Steelers from a tie or deficit in the fourth quarter for the 50th time in his career and the fourth time in 2021 (Week 1 at Buffalo, Week 6 vs. Seattle, Week 8 at Cleveland and Week 9 vs. Chicago), which is a franchise record and ranks tied for third in NFL history.

MOST GAMEWINNING DRIVES IN NFL HISTORY

RANK	PLAYER	GWD
1.	Peyton Manning	54
2.	Drew Brees	53
3.	Ben Roethlisberger	50
	Tom Brady	50
5.	Dan Marino	47

MOST GAMEWINNING DRIVES IN 2021

RANK	PLAYER	GWD
1.	Ben Roethlisberger	4
	Lamar Jackson	4
	Justin Herbert	4
4.	Matt Ryan	3
	Ryan Tannehill	3

MOST GAMEWINNING DRIVES SINCE 2020

RANK	PLAYER	GWD
1.	Ryan Tannehill	9
2.	Ben Roethlisberger	8
3.	Justin Herbert	7
	Derek Carr	7
5.	Matthew Stafford	6

- Roethlisberger has led the Steelers to an offensive scoring drive in the fourth quarter with the team trailing by one score to either tie or take the lead three times in 2021 (Week 6 vs. Seattle, Week 8 at Cleveland and Week 9 vs. Chicago) and 38 times in his career, which is a franchise record and third in NFL history.

MOST 4TH QUARTER COMEBACKS IN NFL HISTORY

RANK	PLAYER	4QC
1.	Peyton Manning	43
2.	Tom Brady	41
3.	Ben Roethlisberger	38
4.	Drew Brees	36
5.	Johnny Unitas	34

MOST 4TH QUARTER COMEBACKS IN 2021

RANK	PLAYER	4QC
1.	Justin Herbert	4
	Lamar Jackson	4
3.	Ben Roethlisberger	3
	Ryan Tannehill	3
	Matt Ryan	3

MOST 4TH QUARTER COMEBACKS SINCE 2020

RANK	PLAYER	4QC
1.	Ryan Tannehill	8
2.	Ben Roethlisberger	7
3.	Justin Herbert	5
	Tom Brady, Lamar Jackson	5
	Matthew Stafford, Patrick Mahomes	5

- Roethlisberger picked up his 62nd victory (regular-season and postseason) and third in 2021 (Week 6 vs. Seattle, Week 8 at Cleveland and Week 9 vs. Chicago) in games decided by six points or less.
- Pittsburgh improved to 62-36-1 (.631) in games decided by six points or less with him under center.
- Roethlisberger's 62 victories (regular-season and postseason) in games decided by six points or less with him under center is tied for second-most in NFL history.

MOST QB VICTORIES IN GAMES DECIDED BY SIX POINTS OR LESS

RANK	PLAYER	WINS
1.	Tom Brady	68
2.	Ben Roethlisberger	62
	Drew Brees	62
4.	Peyton Manning	58
	Brett Favre	58
	John Elway	58

- Roethlisberger's .631 win percentage (regular-season and postseason) in games decided by six points or less with him under center is the third-highest in NFL history.

HIGHEST QB WIN PERCENTAGE IN GAMES DECIDED BY SIX POINTS OR LESS (MIN. 50 GAMES STARTED)

RANK	PLAYER	PCT.
1.	Tom Brady	68-29 (.701)
2.	Ryan Tannehill	33-19 (.635)
3.	Ben Roethlisberger	62-36-1 (.631)
4.	Jim Kelly	40-25 (.615)
5.	Jay Cutler	37-24 (.607)

NINE TIMES, NINE TIMES

- Roethlisberger has thrown 25 or more TD passes nine times over his 17-year career. The nine 25+ TD passing seasons are tied for the seventh-most since the 1970 AFL-NFL merger.

25+ TD PASS SEASONS

RANK	PLAYER	SEASONS
1.	Peyton Manning	16
2.	Tom Brady	16
	Drew Brees	14
4.	Brett Favre	11
	Philip Rivers	11
	Aaron Rodgers	11
7.	Ben Roethlisberger	9
	Matt Ryan	9
9.	Dan Marino	7
	Russell Wilson	7
	Tony Romo	7
	Eli Manning	7

- Roethlisberger has thrown 30 or more TD passes four times over his 17-year career. The four 30+ TD passing seasons are tied for the eighth-most since the 1970 AFL-NFL merger.

30+ TD PASS SEASONS

RANK	PLAYER	SEASONS
1.	Drew Brees	10
2.	Peyton Manning	9
	Brett Favre	9
4.	Tom Brady	8
5.	Aaron Rodgers	7
6.	Philip Rivers	6
7.	Russell Wilson	5
8.	Ben Roethlisberger	4
	Dan Marino	4
	Tony Romo	4

- Roethlisberger has thrown for 3,000+ yards in 14 of his 17 seasons in the NFL. Only Tom Brady (18), Brett Favre (18), Drew Brees (16), Peyton Manning (16) and Philip Rivers (15) have registered more 3,000-yard passing seasons in NFL history.

3,000-YARD PASSING SEASONS

RANK	PLAYER	SEASONS
1.	Tom Brady	18
	Brett Favre	18
3.	Drew Brees	16
	Peyton Manning	16
5.	Philip Rivers	15
6.	Ben Roethlisberger	14
	Eli Manning	14
8.	Dan Marino	13
9.	John Elway	12
	Matt Ryan	12

SIX CAREER 450-YARD PASSING GAMES

- Roethlisberger has six career regular-season games with at least 450 passing yards - the most by any player in NFL history.

RANK	PLAYER	450-YARD GAMES
1.	Ben Roethlisberger	6
2.	Dak Prescott	5
3.	Dan Marino	4
4.	Drew Brees	3
	Peyton Manning	3
	Matt Schaub	3

FIRST TO 500x3

- QB Ben Roethlisberger became the first player in NFL history to register three regular-season 500-yard passing games during Week 14's 39-38 victory over Baltimore in 2017.

ROETHLISBERGER'S 500-YARD PASSING GAMES

GAME	A	C	PCT.	YDS	TD	INT	RAT.
Green Bay (12/20/09)	46	29	63.0	503	3	0	121.9
Indianapolis (10/26/14)	49	40	81.6	522	6	0	150.6
Baltimore (12/10/17)	44	66	66.7	506	2	0	99.7

THE 5,000 AND 60,000 CLUB

- QB Ben Roethlisberger became the seventh quarterback in NFL history – first in team history – to reach 60,000 career passing yards in regular-season games.
- Roethlisberger accomplished the feat in Week 15 of 2020 at Cincinnati.
- Roethlisberger also became the sixth quarterback in NFL history to complete at least 5,000 pass attempts (also in the Cincinnati game).
- Roethlisberger, Peyton Manning and Tom Brady are the only quarterbacks in NFL history that have thrown for 60,000 yards and won at least two Super Bowls.

BEN GOING OVER 90

- QB Ben Roethlisberger threw his fourth career TD of 94+ yards in Week 12 at Denver in 2018, becoming the first quarterback in NFL history with four TD passes of 94+ yards and the only in NFL history with four TD throws of 90+ yards.
- Roethlisberger's 97-yard connections, (Oct. 29, 2017 at Detroit and Nov. 25, 2018 at Denver) with WR JuJu Smith-Schuster are the longest passing plays in franchise history and tie as the longest offensive play in franchise record books.

135 IN FIRST 200

- QB **Ben Roethlisberger** earned 135 regular-season wins in his first 200 career starts, which is the third-most wins by a quarterback in NFL history in their first 200 starts.

MOST REGULAR-SEASON WINS AS A STARTING QB IN FIRST 200 STARTS

RANK	PLAYER	WINS
1.	Tom Brady	155
2.	Peyton Manning	136
3.	Ben Roethlisberger	135
4.	Brett Favre	132
5.	Dan Marino	125

TOP OF THE STEELERS CHARTS

- QB **Ben Roethlisberger** holds nearly every passing record in Pittsburgh Steelers franchise history.
- Roethlisberger's 62,334 passing yards, 406 passing TDs and 5,246 completions are tops in the team's record books.

STEELERS ALL-TIME PASSING YARDAGE LEADERS

RANK	PLAYER. YEARS	CMP-ATT	YDS
1.	Ben Roethlisberger, 2004-21	5,246-8,137	62,334
2.	Terry Bradshaw, 1970-83	2,025-3,901	27,989
3.	Kordell Stewart, 1995-2002	1,190-2,107	13,328

STEELERS ALL-TIME PASSING TDS LEADERS

RANK	PLAYER. YEARS	GP	TDS
1.	Ben Roethlisberger, 2004-21	241	406
2.	Terry Bradshaw, 1970-83	168	212
3.	Kordell Stewart, 1995-2002	113	70

STEELERS ALL-TIME PASS COMPLETIONS LEADERS

RANK	PLAYER. YEARS	GP	CMP
1.	Ben Roethlisberger, 2004-21	241	5,246
2.	Terry Bradshaw, 1970-83	168	2,025
3.	Kordell Stewart, 1995-2002	113	1,190

BEN'S CAREER GAME

- QB **Ben Roethlisberger** set single-game Steelers franchise records in a 51-34 win over Indianapolis in Week 8 of 2014 with 40 pass completions, 522 passing yards and six passing TDs.
- Roethlisberger's 522 passing yards tied as the fourth-most in an NFL game.

MOST SINGLE-GAME PASSING YARDS IN NFL HISTORY

RANK	PLAYER	YDS
1.	Norm Van Brocklin, L.A. Rams, 9/28/1951	554
2.	Matt Schaub, Atlanta, 11/18/2012	527
	Warren Moon, Houston Oilers, 12/16/1990	527
4.	Ben Roethlisberger, Pittsburgh, 10/26/2014	522
	Boomer Esiason, Cincinnati, 11/10/1996	522

HITTING 3,000 IN 13 STRAIGHT SEASONS

- QB **Ben Roethlisberger** extended his consecutive seasons of throwing for 3,000 yards to 13 during Week 11's game at the Jacksonville Jaguars in 2018.
- Roethlisberger is one of six players in NFL history to have recorded at least 10 consecutive 3,000-passing yard seasons.
- Roethlisberger's 14 seasons with 3,000 or more pass yards rank tied for fourth in NFL history.

SEASONS WITH 3,000 PASS YARDS IN NFL HISTORY

RANK	PLAYER	SEASONS
1.	Brett Favre	18 (1992-2009)
2.	Peyton Manning	16 (1998-2014)
	Drew Brees	16 (2004-19)
4.	Ben Roethlisberger	14 (2006-18, '20)
	Eli Manning	14 (2005-18)
	Philip Rivers	14 (2006-18)

15 IN FIRST 15

- QB **Ben Roethlisberger** threw three TDs in Week 11 of 2017 vs. Tennessee to increase his season total to 16, which broke a tie with Peyton Manning to set the longest streak of 15 TD campaigns to start an NFL career.
- In Week 9 of 2018, Roethlisberger threw a scoring pass to WR Antonio Brown, giving him 15 TD passes on the season. It marked the 15th consecutive year to open his NFL career with at least 15 TD passes.

MOST CONSECUTIVE SEASONS WITH 15+ TD PASSES TO OPEN NFL CAREER

RANK	PLAYER. YEARS	SEASONS
1.	Ben Roethlisberger, 2004-18	15
2.	Peyton Manning, 1998-2010	13
3.	Jim Kelly, 1986-95	10
4.	Dan Marino, 1983-92	10
5.	Fran Tarkenton, 1961-70	10

NAJEE HARRIS(ING) OPPOSING DEFENSES

- RB **Najee Harris** leads NFL rookie running backs in carries (176), rushing yards (646), rushing TDs (tied w/ four), total TDs (six), first downs by rush (35), touches (220), targets (56), receptions (44), receiving yards (317), total first downs gained (50) and yards from scrimmage (963).
- Harris ranks second overall in the NFL in touches (220), and he has yet to fumble. No player in the League has as many touches without a fumble in 2021.

MOST TOUCHES IN THE NFL WITHOUT A FUMBLE IN 2021

RANK	PLAYER	TOUCHES
1.	Najee Harris	220
2.	Alvin Kamara	178
3.	Darrell Henderson	140
4.	Mark Ingram	139
5.	Darrel Williams	126

- Harris ranks among the top 10 running backs in carries (2nd), rushing yards (6th), first downs by rush (5th), touches (2nd), targets (2nd), receptions (2nd), receiving yards (5th), total first downs gained (t-3rd) and yards from scrimmage (3rd).

- His 646 rushing yards are the most by a rookie running back through nine games in franchise history.

MOST RUSHING YARDS BY ROOKIE RB AFTER 9 GAMES IN FRANCHISE HISTORY

RANK	PLAYER	YDS
1.	Najee Harris, 2021	646
2.	Franco Harris, 1972	594
3.	Le'Veon Bell, 2013	528
4.	Bam Morris, 1994	518
5.	Willie Parker, 2004-05	347

- His 963 yards from scrimmage are the most by a rookie running back through nine games in franchise history.

MOST YARDS FROM SCRIMMAGE BY ROOKIE RB AFTER 9 GAMES IN FRANCHISE HISTORY

RANK	PLAYER	YDS
1.	Najee Harris, 2021	963
2.	Le'Veon Bell, 2013	847
3.	Franco Harris, 1972	704
4.	Bam Morris, 1994	647
5.	Rich Erenberg, 1984	535

- His 44 receptions are the most by a rookie running back through nine games in franchise history.

MOST RECEPTIONS BY ROOKIE RB AFTER 9 GAMES IN FRANCHISE HISTORY

RANK	PLAYER	REC.
1.	Najee Harris, 2021	44
2.	Le'Veon Bell, 2013	33
3.	Rich Erenberg, 1984	23
4.	Warren Bankston, 1970-71	15
5.	Rodney Carter, 1987	14

- Harris is nine games into his NFL career and has already registered two 100-yard rushing games and 100-yard receiving game.
- Harris is the first NFL rookie running back to register multiple 100-yard rushing games, and a 100-yard receiving game, in the same season since Washington's Roy Helu Jr. in 2011.
- Harris is the first running back in franchise history and 11th in NFL history to register multiple 100-yard rushing games, and a 100-yard receiving game, in the same season since 1949.
- Harris is the sixth rookie RB to accomplish the feat over the first nine weeks of the season, joining Tampa Bay's Warrick Dunn (Week 4 of 1997), Indianapolis' Marshall Faulk (Week 8 of 1994), Kansas City's Joe Delaney (Week 6 of 1981), San Diego Chargers' Don Woods (Week 8 of 1974) and San Francisco's Hugh McElhenny (Week 7 of 1952).
- Harris accomplished the feat in nine games, while Dunn did it in four games, Delaney in six, McElhenny in seven, and both Faulk and Woods in eight.

MULTIPLE 100-YARD RUSHING GAMES AND 100-YARD RECEIVING GAME IN ROOKIE SEASON BY RB SINCE 1949

PLAYER	100-YD RUSH	100-YD REC.	YEAR
Najee Harris, PIT	2	1	2021
Roy Helu Jr., WFT	3	1	2011
Leon Washington, NYJ	2	1	2006
Warrick Dunn, TB	5	1	1997
Marshall Faulk, IND	4	1	1994
Emmitt Smith, DAL	3	1	1990
Joe Delaney, KC	5	1	1981
Don Woods, SD	7	1	1974
Gale Sayers, CHI	3	1	1965
Sid Blanks, HOU	2	1	1964
Hugh McElhenny, SF	2	1	1952

- Harris rushed for 105 yards on 26 carries and added four catches for 28 yards vs. Detroit in Week 10.
- Harris rushed 23 times for 122 yards (5.3 yards/rush) and one TD vs. Denver in Week 5. His 122 yards rushing were the most by a Steeler since James Conner vs. Miami in Week 8 of 2019 (145).
- Harris is the fourth rookie in franchise history to register multiple 100-yard rushing games in a season and first since Bam Morris in 1994.

MOST 100-YD RUSHING GAMES BY ROOKIE RB IN FRANCHISE HISTORY

RANK	PLAYER	YEAR	GAMES
1.	Franco Harris, 1972		7
2.	Najee Harris, 2021		2
	Bam Morris, 1994		2
	Tim Worley, 1989		2
5.	Five players tied with		1

- Harris registered the first 100-yard rushing game for a Steeler since James Conner had 101 yards vs. Cleveland in Week 6 of 2020.
- Harris caught 14 passes for 102 yards and rushed for 40 yards on 14 carries vs. Cincinnati in Week 3.
- His 14 receptions are the most in franchise history by a running back and tied for the third-most in Steelers history by any player.

MOST RECEPTIONS BY RB IN SINGLE-GAME FRANCHISE HISTORY

RANK	PLAYER	REC.
1.	Najee Harris vs. Cincinnati, 9/26/2021	14
2.	Jaylen Samuels vs. Indianapolis, 11/3/2019	13
3.	Le'Veon Bell vs. Green Bay, 11/26/2017	12
4.	Franco Harris vs. Cincinnati, 9/19/1982	11
5.	Le'Veon Bell vs. New England, 10/23/2016	10
	Le'Veon Bell vs. Jacksonville, 10/8/2017	10

MOST RECEPTIONS IN SINGLE-GAME FRANCHISE HISTORY

RANK	PLAYER	REC.
1.	Antonio Brown vs. Oakland, 11/8/2015	17
2.	Antonio Brown vs. Denver, 12/20/2015	16
3.	Najee Harris vs. Cincinnati, 9/26/2021	14
	Antonio Brown vs. Dallas, 11/13/2016	14
	Antonio Brown at New Orleans, 12/23/2018	14
	Courtney Hawkins vs. Tennessee, 11/1/1998	14

- His 14 receptions are tied for the seventh-most in League history by a running back.

MOST RECEPTIONS IN SINGLE-GAME NFL HISTORY

RANK	PLAYER	REC.
1.	Clark Gaines vs. San Francisco, 9/21/1980	17
2.	William Andrews vs. Pittsburgh, 11/15/1981	15
	Austin Ekeler vs. Denver, 10/6/2019	15
	Alvin Kamara at Atlanta, 9/23/2018	15
	Christian McCaffrey at Indianapolis, 12/22/2019	15
	Ricky Young vs. New England, 12/16/1979	15
t-7.	Najee Harris vs. Cincinnati, 9/26/2021	14

- Harris’ 14 catches are tied with Saquon Barkley (September 16, 2018) and Roy Helu (November 6, 2011) for the most receptions by a rookie running back in single-game NFL history.

MOST RECEPTIONS BY ROOKIE RB IN SINGLE-GAME NFL HISTORY

RANK	PLAYER	REC.
1.	Najee Harris vs. Cincinnati, 9/26/2021	14
	Saquon Barkley at Dallas, 9/16/2018	14
	Roy Helu vs. San Francisco, 9/26/2011	14
4.	LaDainian Tomlinson vs. Arizona, 11/25/2001	13
5.	Four players tied with	12

- Harris registered the sixth 100-yard receiving game by a running back in franchise history. It marked the first 100-yard receiving game by a running back since Le’Veon Bell vs. Cincinnati on Dec. 4, 2017.
- Harris is the fourth running back in franchise history to post a 100-yard receiving game.

MOST RECEIVING YARDS BY RB IN SINGLE-GAME FRANCHISE HISTORY

RANK	PLAYER	YDS
1.	Le’Veon Bell vs. New Orleans, 11/30/2014	159
2.	French Fuqua vs. Cleveland, 11/29/1970	116
3.	Le’Veon Bell at Cincinnati, 12/4/2017	106
4.	Isaac Redman at Tennessee, 10/11/2012	105
5.	Najee Harris vs. Cincinnati, 9/26/2021	102

FREIERMUTH, FLYING HIGH

- TE **Pat Freiermuth** leads NFL rookie tight ends in TD receptions (four), and also ranks second in targets (42), receptions (32), receiving yards (276), yards after the catch (119) and first downs gained (19).
- His four receiving TDs are equal to the rest of the entire rookie TE class, combined (four).

- His 32 receptions are the most by a rookie tight end through nine games in franchise history.

MOST RECEPTIONS BY ROOKIE TE AFTER 8 GAMES IN FRANCHISE HISTORY

RANK	PLAYER	REC.
1.	Pat Freiermuth, 2021	32
2.	Dennis Hughes, 1970	22
3.	Heath Miller, 2005	21
4.	Eric Green, 1990	20
5.	John McMakin, 1972	12

- His 276 receiving yards are the second-most by a rookie tight end through nine games in franchise history.

MOST RECEIVING YARDS BY ROOKIE TE AFTER 9 GAMES IN FRANCHISE HISTORY

RANK	PLAYER	YDS.
1.	Dennis Hughes, 1970	313
2.	Pat Freiermuth, 2021	276
3.	Heath Miller, 2005	211
4.	Eric Green, 1990	200
5.	Randy Grossman, 1974	136

- His four TD receptions are the third-most by a rookie tight end through nine games in franchise history.

MOST TD RECEPTIONS BY ROOKIE TE AFTER 9 GAMES IN FRANCHISE HISTORY

RANK	PLAYER	TDS
1.	Heath Miller, 2005	6
	Eric Green, 1990	6
3.	Pat Freiermuth, 2021	4
4.	Dennis Hughes, 1970	3
	Matt Spaeth, 2007	3

- Freiermuth caught five passes for 43 yards, including a pair of TD receptions, in the Week 9 victory over Chicago.
- Freiermuth is the eighth tight end in the League with two TD catches in a game since 2011.
- Freiermuth is the first Steelers rookie tight end with two TD catches in a game since Heath Miller vs. Baltimore in Week 8 of 2005.
- Freiermuth is the fifth Steelers rookie TE with two or more TD catches in a game.

MOST TD RECEPTIONS BY ROOKIE TE IN SINGLE-GAME FRANCHISE HISTORY

RANK	PLAYER	TDS
1.	Eric Green at Denver, 10/14/1990	3
2.	Pat Freiermuth vs. Chicago, 11/8/2021	2
	Dennis Hughes vs. Cincinnati, 11/2/1970	2
	Eric Green vs. San Diego Chargers, 10/7/1990	2
	Heath Miller vs. Baltimore, 10/31/2005	2

STEELERS GROUND THE PASSING GAME

- Detroit QB Jared Goff completed just 56.0% of his passes (14-of-25) in Week 10. The Steelers have limited 15 opponents below a 60.0 completion percentage since 2020, which leads the NFL.

MOST GAMES WITH 60.0 OR LESS OPPONENT COMPLETION PERCENTAGE SINCE 2020

RANK	TEAM	GAMES
1.	Pittsburgh Steelers	15
2.	New Orleans Saints	13
3.	Buffalo Bills	11
4.	Arizona Cardinals	10
	Kansas City Chiefs	10

- Pittsburgh has limited 23 opponents below a 60.0 completion percentage since 2019, which leads the NFL.

MOST GAMES WITH 60.0 OR LESS OPPONENT COMPLETION PERCENTAGE SINCE 2019

RANK	TEAM	GAMES
1.	Pittsburgh Steelers	23
2.	New Orleans Saints	20
3.	New England	18
4.	Cleveland Browns	17
	Buffalo Bills	17
	Green Bay Packers	17

- Detroit QB Jared Goff threw for just 114 yards in Week 10. Pittsburgh has now limited 10 opponents to 200 passing yards or less since 2020, which ranks tied for seventh in the NFL over the span.

MOST GAMES OF 200 PASSING YARDS ALLOWED OR LESS SINCE 2020

RANK	TEAM	GAMES
1.	San Francisco 49ers	13
	Carolina Panthers	13
3.	New England Patriots	12
4.	L.A. Chargers	11
	Buffalo Bills	11
	Arizona Cardinals	11
7.	Pittsburgh Steelers and four teams tied with	10

- Pittsburgh has now limited 21 opponents to 200 passing yards or less since 2019, which ranks tied for third in the NFL over the span.

MOST GAMES OF 200 PASSING YARDS ALLOWED OR LESS SINCE 2019

RANK	TEAM	GAMES
1.	San Francisco 49ers	23
2.	New England Patriots	22
3.	Pittsburgh Steelers	21
	L.A. Chargers	21
5.	Buffalo Bills	20
	Carolina Panthers	20

- Pittsburgh limited the Lions to 77 net yards passing in Week 10, which is the fewest net passing yards by a Steelers' opponent in 2021 and fewest since Week 17 of 2018 when Cincinnati managed just 71 net yards passing.

STEELERS STALL THE GROUND GAME

- Pittsburgh limited Cleveland to just 96 yards rushing in Week 8. The Steelers have now held 39 opponents to 100 yards rushing or less since 2017, which ranks tied for fifth in the NFL over the span.
- The Browns' 96 yards rushing were their second-lowest total in a game this season (rushed for just 72 yards vs. Arizona in Week 6).

MOST GAMES OF 100 RUSH YARDS ALLOWED OR LESS SINCE 2018

RANK	TEAM	GAMES
1.	New Orleans Saints	47
2.	Tampa Bay Buccaneers	45
3.	Indianapolis Colts	42
4.	Buffalo Bills	40
5.	Pittsburgh Steelers	39
	Denver Broncos	39
	Tennessee Titans	39
	Baltimore Ravens	39
9.	Seattle Seahawks	38
10.	Chicago Bears	37
	Philadelphia Eagles	37

300: RISE OF AN EMPIRE

- Detroit managed just 306 yards of total offense in Week 10. The Steelers have now held 21 opponents to 306 total yards or less since 2019, which ranks tied for first in the NFL over the span.
- Pittsburgh has held 18 of its last 32 opponents to 306 yards of total offense or less (L.A. Rams, Cleveland, Cincinnati, Cleveland, Arizona, Buffalo, N.Y. Jets and Baltimore in 2019; N.Y. Giants, Houston, Cleveland, Tennessee, Jacksonville, Baltimore and Cincinnati in 2020; Cincinnati, Cleveland and Detroit in 2021).

MOST GAMES OF 306 YARDS ALLOWED OR LESS SINCE 2019

RANK	TEAM	GAMES
1.	Pittsburgh Steelers	21
	San Francisco 49ers	21
	Buffalo Bills	21
4.	Baltimore Ravens	18
	L.A. Rams	18

STEELERS TAKEAWAYS

- Pittsburgh ranks tied for second in the NFL with 73 takeaways since the start of the 2019 season.

NFL MOST TAKEAWAYS SINCE 2019

RANK	TEAM	TAKEAWAYS
1.	New England Patriots	75
2.	Pittsburgh Steelers	73
	Buffalo Bills	73
4.	Indianapolis Colts	69
5.	Tampa Bay Buccaneers	68
6.	Minnesota Vikings	65
7.	Seattle Seahawks	63
8.	New Orleans Saints	62
9.	L.A. Rams	60
	Tennessee Titans	60

- The Steelers have forced a turnover in 33 games since 2019, which ranks tied for 10th in the NFL in that span.

NFL MOST GAMES WITH AT LEAST ONE TAKEAWAY SINCE 2019

RANK	TEAM	GAMES
1.	Tampa Bay Buccaneers	36
2.	Indianapolis Colts	35
	Tennessee Titans	35
	Seattle Seahawks	35
	New England Patriots	35
	Minnesota Vikings	35
7.	Baltimore Ravens	34
	Buffalo Bills	34
	Miami Dolphins	34
10.	Pittsburgh Steelers	33
	Kansas City Chiefs	33

- Pittsburgh ranks fourth in the NFL with 41 interceptions since the start of the 2019 season.

NFL MOST INTERCEPTIONS SINCE 2019

RANK	TEAM	INT
1.	New England Patriots	57
2.	Buffalo Bills	44
3.	New Orleans Saints	42
4.	Pittsburgh Steelers	41
5.	Indianapolis Colts	40
	Kansas City Chiefs	40
	Minnesota Vikings	40

- Pittsburgh has forced multiple turnovers in 12 different games since 2020, which is tied for eighth in the NFL.

NFL MOST GAMES WITH MULTIPLE TAKEAWAYS SINCE 2020

RANK	TEAM	GAMES
1.	Indianapolis Colts	15
	Buffalo Bills	15
3.	Tampa Bay Buccaneers	13
	L.A. Rams	13
	Arizona Cardinals	13
	Dallas Cowboys	13
	Miami Dolphins	13
8.	Pittsburgh Steelers	12
	Green Bay Packers	12
10.	New England Patriots	11

- The Steelers have forced multiple turnovers in 25 games since 2019, which leads the NFL in that span (three more multiple takeaway games than any other team in the League).

NFL MOST GAMES WITH MULTIPLE TAKEAWAYS SINCE 2019

RANK	TEAM	GAMES
1.	Pittsburgh Steelers	25
2.	Indianapolis Colts	22
3.	Tampa Bay Buccaneers	21
4.	New England Patriots	20
	Buffalo Bills	20

- Pittsburgh has forced three or more turnovers in nine different games since 2019, which is tied for third in the NFL in that span.

MOST GAMES WITH THREE TAKEAWAYS SINCE 2019

RANK	TEAM	GAMES
1.	New Orleans Saints	12
2.	New England Patriots	11
3.	Pittsburgh Steelers	9
	Buffalo Bills	9
	Indianapolis Colts	9
	Tennessee Titans	9
	Arizona Cardinals	9

- Pittsburgh has forced four or more turnovers in five different games since 2019, which is tied for third in the NFL in that span.

MOST GAMES WITH FOUR TAKEAWAYS SINCE 2019

RANK	TEAM	GAMES
1.	Buffalo Bills	7
2.	New England Patriots	6
3.	Pittsburgh Steelers	5
	San Francisco 49ers	5
5.	Dallas Cowboys	4
	Tampa Bay Buccaneers	4

- Pittsburgh has recovered 29 opponent fumbles since the start of the 2019 season, which is the second-most in the NFL.

NFL MOST FUMBLE RECOVERIES SINCE 2019

RANK	TEAM	FR
1.	Tampa Bay Buccaneers	31
2.	Pittsburgh Steelers	29
3.	Indianapolis Colts	28
4.	Arizona Cardinals	27
5.	Baltimore Ravens	26
	Buffalo Bills	26

- Pittsburgh ranks fifth in the NFL with 41 forced fumbles since the start of the 2019 season.
- The Steelers have registered at least 3.0 sacks in 27 games since 2019, which is the most in the NFL.

NFL MOST FORCED FUMBLES SINCE 2019

RANK	TEAM	FF
1.	Arizona Cardinals	45
2.	San Francisco 49ers	43
3.	Tampa Bay Buccaneers	42
	Baltimore Ravens	42
5.	Pittsburgh Steelers	41

BLITZBURGH

- Pittsburgh's NFL record streak of 75 consecutive regular-season games with a sack came to an end in Week 3 vs. Cincinnati.
- The Steelers' streak started on Nov. 6, 2016 at Baltimore.
- Pittsburgh's previous game that did not include a defensive sack came on Oct. 23, 2016 vs. New England.

STEELERS LONGEST STREAK OF CONSECUTIVE GAMES WITH AT LEAST 1 SACK

RANK	DATES	STRK
1.	Nov. 6, 2016 - Sept. 19, 2021	75
2.	Nov. 3, 2008 - Nov. 8, 2010	33
3.	Jan. 2, 2005 - Nov. 19, 2006	27
4.	Dec. 21, 1997 - Nov. 14, 1999	26
	Sept. 13, 1992 - Nov. 28, 1993	26

- The previous NFL record for consecutive games with at least 1.0 sack was 69 games by Tampa Bay (Oct. 10, 1999 to Nov. 9, 2003). Head coach **Mike Tomlin** was on the Buccaneers staff during the final three seasons of the streak.

LONGEST STREAK OF CONSECUTIVE GAMES WITH AT LEAST 1 SACK IN NFL HISTORY

RANK	TEAM (YEARS)	GAMES
1.	Pittsburgh Steelers (2016-2021)	75
2.	Tampa Bay Buccaneers (1999-2003)	69
3.	New Orleans Saints (1994-98)	60
	Washington Football Team (1984-87)	60
5.	Arizona Cardinals (2015-19)	59

- The Steelers have registered a sack in 81 of their last 82 games, dating back to Nov. 6, 2016 at Baltimore.
- Pittsburgh has recorded a sack in 205 of **Mike Tomlin's** 233 career games as head coach.
- Pittsburgh has registered at least 3.0 sacks in 17 games since 2020, which is the most in the NFL.

MOST GAMES WITH 3.0 SACKS SINCE 2020

RANK	TEAM	GAMES
1.	Pittsburgh Steelers	17
2.	L.A. Rams	16
3.	Arizona Cardinals	15
4.	Philadelphia Eagles	14
	Tampa Bay Buccaneers	14

MOST GAMES WITH 3.0 SACKS SINCE 2019

RANK	TEAM	GAMES
1.	Pittsburgh Steelers	27
2.	L.A. Rams	26
3.	Tampa Bay Buccaneers	22
	Green Bay Packers	22
5.	Philadelphia Eagles	21
	Washington Football Team	21
	Arizona Cardinals	21

- Pittsburgh has recorded at least 4.0 sacks in 11 games since 2020, which is the most in the NFL.

MOST GAMES WITH 4.0 SACKS SINCE 2020

RANK	TEAM	GAMES
1.	Pittsburgh Steelers	11
2.	L.A. Rams	10
3.	Washington Football Team	9
4.	Tampa Bay Buccaneers	8
5.	Denver Broncos	7
	Green Bay Packers	7
	Chicago Bears	7
	Arizona Cardinals	7
	Baltimore Ravens	7

- Pittsburgh has recorded at least 4.0 sacks in 20 games since 2019, which is the most in the NFL.

MOST GAMES WITH 4.0 SACKS SINCE 2019

RANK	TEAM	GAMES
1.	Pittsburgh Steelers	20
2.	L.A. Rams	15
3.	Washington Football Team	14
4.	Tampa Bay Buccaneers	13
5.	Denver Broncos	12

STACKING UP SACKS

- The Steelers registered 56 sacks in 2020, which led the League. Pittsburgh has led the NFL in sacks in four straight seasons (2017-20). The Steelers are the first team in NFL history to accomplish the feat.
- The Steelers lead the NFL in sacks dating back to the start of each of the following seasons: 2020 (82), 2019 (136), 2018 (188), 2017 (244), 2016 (282), 2015 (330), 2014 (363) and 2013 (397).

NFL MOST SACKS SINCE 2019

RANK	TEAM	SACKS
1.	Pittsburgh Steelers	136
2.	L.A. Rams	131
3.	Tampa Bay Buccaneers	117
4.	New Orleans Saints	116
5.	Arizona Cardinals	113

NFL MOST SACKS SINCE 2018

RANK	TEAM	SACKS
1.	Pittsburgh Steelers	188
2.	L.A. Rams	172
3.	New Orleans Saints	165
4.	Arizona Cardinals	162
5.	Washington Football Team	158

NFL MOST SACKS SINCE 2017

RANK	TEAM	SACKS
1.	Pittsburgh Steelers	244
2.	L.A. Rams	220
3.	New Orleans Saints	207
4.	Washington Football Team	200
5.	Arizona Cardinals	199

- Pittsburgh has recorded 50+ sacks in each of the last four seasons (2017-20).
- The Steelers are the first team in the NFL to record 50 or more sacks in four consecutive seasons since the N.Y. Giants (1985-88).
- Pittsburgh is the eighth team to accomplish the feat since sacks became an official statistic in 1982.
- The four-year streak with 50 or more sacks ranks tied for fourth in NFL history.

NFL MOST CONSECUTIVE 50-SACK SEASONS SINCE 1982

RANK	TEAM	SEASONS
1.	Washington Redskins (1983-87)	5
	Chicago Bears (1983-87)	5
	Dallas Cowboys (1983-87)	5
4.	Pittsburgh Steelers (2017-20)	4
	N.Y. Giants (1985-88)	4
	Philadelphia Eagles (1984-87)	4
	San Francisco 49ers (1983-86)	4
	L.A. Raiders (1983-86)	4

- The Steelers have eclipsed the 50-sack plateau 10 times since sacks became an official statistic in 1982. No NFL team has registered more 50-sack seasons over that span.

NFL MOST 50-SACK SEASONS SINCE 1982

RANK	TEAM	SEASONS
1.	Pittsburgh Steelers	10
	Philadelphia Eagles	10
3.	New Orleans Saints	9
	St. Louis/L.A. Rams	9
5.	N.Y. Giants	7

STEELERS DOMINATE THE LINE OF SCRIMMAGE

- Pittsburgh led the NFL with 103 tackles for loss in 2020, which was the most ever by the franchise and ranks tied for third in the League since 2008.
- The Steelers lead the NFL in tackles for loss dating back to the start of each of the following seasons: 2020 (153), 2019 (245), 2018 (325) and 2017 (425).

MOST TFL SINCE 2020

RANK	TEAM	TFL
1.	Pittsburgh Steelers	153
2.	Philadelphia Eagles	131
	Arizona Cardinals	131
4.	New Orleans Saints	129
5.	Tampa Bay Buccaneers	127

- Pittsburgh has registered 245 tackles for loss since 2019, which leads the NFL.

MOST TFL SINCE 2019

RANK	TEAM	TFL
1.	Pittsburgh Steelers	245
2.	Arizona Cardinals	227
3.	Buffalo Bills	217
	Tampa Bay Buccaneers	217
5.	Philadelphia Eagles	213

- The Steelers have recorded at least 10 tackles for loss in three different games since 2020, which leads the NFL (rest of the League has combined for eight).

MOST GAMES WITH 10+ TFL SINCE 2020

RANK	TEAM	GAMES
1.	Pittsburgh Steelers	3
2.	Eight different teams with	1

- The Steelers have recorded at least 10 tackles for loss in five different games since 2019, which leads the NFL.

MOST GAMES WITH 10+ TFL SINCE 2019

RANK	TEAM	GAMES
1.	Pittsburgh Steelers	5
2.	N.Y. Jets	3
3.	Washington Football Team	2
	Philadelphia Eagles	2
	San Francisco 49ers	2

- The Steelers have recorded at least six tackles for loss in 16 different games since 2020, which is the most in the NFL.

MOST GAMES WITH 6+ TFL SINCE 2020

RANK	TEAM	GAMES
1.	Pittsburgh Steelers	16
2.	New Orleans Saints	12
3.	Arizona Cardinals	11
	Tampa Bay Buccaneers	11
5.	Seattle Seahawks	10

- Pittsburgh has recorded six or more tackles for loss in 24 different games since 2019, which leads the NFL in that span.

MOST GAMES WITH 6+ TFL SINCE 2019

RANK	TEAM	GAMES
1.	Pittsburgh Steelers	24
2.	Arizona Cardinals	20
	Tampa Bay Buccaneers	20
4.	N.Y. Jets	17
	New Orleans Saints	17
	Buffalo Bills	17

TAKE DOWN FOR WATT

- LB **T.J. Watt** is off to a record-setting pace for sacks to open his NFL career. He has averaged 0.89 sacks/game since entering the League back in 2017, which is the best in NFL history (min. 70 games).

SACKS PER GAME LEADERS IN NFL HISTORY

RANK	PLAYER	SACKS/GM
1.	T.J. Watt	0.89
2.	Reggie White	0.85
3.	Chandler Jones	0.78
4.	Von Miller	0.78
	DeMarcus Ware	0.78
6.	Aaron Donald	0.77
7.	J.J. Watt	0.76
8.	Derrick Thomas	0.75
9.	Joey Bosa	0.74
10.	Jared Allen	0.73

- Watt's 62.0 career sacks are the second-most over a player's first 70 career regular-season games in NFL history.

MOST SACKS IN NFL HISTORY OVER FIRST 70 REGULAR-SEASON GAMES

RANK	PLAYER	SACKS
1.	Reggie White	79.0
2.	T.J. Watt	62.0
3.	J.J. Watt	61.0
	Derrick Thomas	61.0
5.	Von Miller	59.0

- Watt's 62.0 career sacks are the most by a linebacker over his first 70 career regular-season games in NFL history.

MOST SACKS BY LINEBACKER IN NFL HISTORY OVER FIRST 70 REGULAR-SEASON GAMES

RANK	PLAYER	SACKS
1.	T.J. Watt	62.0
2.	Derrick Thomas	61.0
3.	Von Miller	59.0
4.	DeMarcus Ware	57.5
5.	Justin Houston	56.0
	Andre Tippett	56.0

- Watt has recorded at least 1.5 sacks in 17 career games.
- Watt has registered at least 2.0 sacks in 14 career games.
- Watt has registered at least 3.0 sacks in three career games.
- Watt eclipsed the 60.0 sack plateau in his 69th career game, which is the fourth-fewest games to that total in NFL history.

FEWEST GAMES TO 60 SACKS IN NFL CAREER - SINCE 1982

RANK	PLAYER	GP	DATE
1.	Reggie White	50	10/30/1988 PHI vs ATL
2.	J.J. Watt	66	9/20/2015 HOU at CAR
3.	Derrick Thomas	67	10/3/1993 KC vs OAK
4.	T.J. Watt	69	11/8/2021 PIT vs CHI
5.	Von Miller	72	1/3/2016 DEN vs SD
6.	DeMarcus Ware	73	11/15/2009 DAL at GB
	Justin Houston	73	12/4/2016 KC at ATL
8.	Andre Tippett	74	11/15/1987 NE vs DAL
9.	Richard Dent	75	12/27/1987 CHI vs LAR
	Bruce Smith	75	9/24/1990 BUF at NYJ

- Watt eclipsed the 50.0 sack plateau in his 63rd career game, which ranks tied with Bruce Smith for 11th-fastest to 50 or more sacks in the NFL since 1982.

FEWEST GAMES TO 50 SACKS IN NFL CAREER - SINCE 1982

RANK	PLAYER	GP	DATE
1.	Reggie White	40	12/20/1987 Phi at NYJ
2.	Derrick Thomas	54	10/18/1992 KC at Dal
3.	Myles Garrett	57	10/17/2021 Ari at Cle
4.	Von Miller	58	9/17/2015 Den at KC
5.	Justin Houston	61	9/17/2015 KC vs Den
	J.J. Watt	61	12/7/2014 Hou at Jax
	Dwight Freeney	61	12/18/2005 Ind vs SD
8.	Aldon Smith	62	9/27/2020 Dal at Sea
	DeMarcus Ware	62	12/14/2008 Dal vs NYG
	Tim Harris	62	9/16/1990 GB vs Chi
11.	T.J. Watt	63	9/12/2021 Pit at BUF
	Bruce Smith	63	10/22/1989 Buf vs NYJ

- Watt's 27.5 sacks lead the NFL since 2020.

NFL SACK LEADERS SINCE 2020

RANK	PLAYER	SACKS
1.	T.J. Watt	27.5
2.	Myles Garrett	25.0
3.	Trey Hendrickson	22.0
	Haason Reddick	22.0
5.	Aaron Donald	19.5

- Watt’s 42.0 sacks lead the NFL since 2019.

NFL SACK LEADERS SINCE 2019

RANK	PLAYER	SACKS
1.	T.J. Watt	42.0
2.	Myles Garrett	35.0
3.	Shaquill Barrett	33.0
4.	Aaron Donald	32.0
5.	Trey Hendrickson	26.5

- Watt’s 62.0 sacks rank second among all defensive players and first among linebackers since the start of the 2017 season.

NFL SACK LEADERS SINCE 2017

RANK	PLAYER	SACKS
1.	Aaron Donald	63.5
2.	T.J. Watt	62.0
3.	Chandler Jones	56.0
4.	Myles Garrett	55.5
5.	Cameron Jordan	51.0

NFL LINEBACKER SACK LEADERS SINCE 2017

RANK	PLAYER	SACKS
1.	T.J. Watt	62.0
2.	Chandler Jones	56.0
3.	Khalil Mack	46.5
4.	Jason Pierre-Paul	41.5
5.	Shaquil Barrett	40.5

- Watt needs 0.5 sacks to become the second player since 1982, when the individual sack became an official statistic, to record at least 13 in four straight seasons, joining Reggie White, who did it twice (1985-88 and 1990-93).
- Watt needs 3.0 sacks to become the fourth player since 1982 to record at least 65 sacks over his first five seasons, joining Reggie White (81), J.J. Watt (74.5) and Derrick Thomas (66).
- Watt is the first player in franchise history with 14.0 or more sacks in multiple seasons.
- Watt is the 14th player in NFL history with at least 14.5 sacks in back-to-back seasons, and just the sixth since 1993.
- Watt’s 15.0 sacks, which are a single-season high for him, led the NFL in 2020. His previous single-season high in sacks was 14.5 in 2019.
- Watt’s 15.0 sacks in 2020 rank tied for second in single-season franchise history. His 14.5 sacks in 2019 rank fourth and his 13.0 sacks in 2018 rank tied for ninth in a season by a Steelers’ defender since the statistic became official in 1982.
- Watt is the only player in franchise history with 13.0 sacks or more in multiple seasons.

STEELERS SINGLE-SEASON SACK LEADERS

RANK	PLAYER. YEAR	SACKS
1.	James Harrison, 2008	16.0
2.	T.J. Watt, 2020	15.0
	Mike Merriweather, 1984	15.0
4.	T.J. Watt, 2019	14.5
5.	Kevin Greene, 1994	14.0
	Keith Willis, 1983	14.0
7.	LaMarr Woodley, 2009	13.5
	Jason Gildon, 2000	13.5
9.	T.J. Watt, 2018	13.0
	Chad Brown, 1996	13.0
NFL Defensive Player of the Year		

- Watt’s 62.0 sacks rank sixth in franchise history.

STEELERS CAREER SACK LEADERS

RANK	PLAYER. YEARS	SACKS
1.	James Harrison, 2002, 2004-12, 2014-17	80.5
2.	Jason Gildon, 1994-2003	77.0
3.	L.C. Greenwood, 1969-81	73.5
4.	Joe Greene, 1969-81	66.0
5.	Cameron Heyward, 2011-21	62.5
6.	T.J. Watt, 2017-21	62.0
7.	Joey Porter, 1999-2006	60.0
8.	Keith Willis, 1982-91	59.0
9.	LaMarr Woodley, 2007-13	57.0
10.	Greg Lloyd, 1998-97	53.5

- Watt has collected 62.0 sacks over his first five seasons in the NFL, which is the most by a Steelers player in their first five seasons in the League.

MOST SACKS BY STEELER IN FIRST FIVE NFL SEASONS

RANK	PLAYER. YEARS	SACKS
1.	T.J. Watt, 2017-21	61.0
2.	LaMarr Woodley, 2007-11	48.0
3.	Joey Porter, 1999-2003	35.5
4.	Bud Dupree, 2015-19	31.5
5.	Chad Brown, 1993-97	30.0

- Watt’s 62.0 sacks are the fifth-most by a player in their first five seasons in the League.

MOST SACKS IN FIRST FIVE SEASONS IN NFL HISTORY

RANK	PLAYER. YEARS	SACKS
1.	Reggie White, 1985-1989	81.0
2.	J.J. Watt, 2011-15	75.5
3.	Derrick Thomas, 1989-93	66.0
4.	DeMarcus Ware, 2005-09	64.5
5.	T.J. Watt, 2017-21	62.0

- Watt (three seasons) has joined Pro Football Hall of Famers Reggie White (four) and Derrick Thomas (three) as the only players to record at least 13 sacks in three of their first four seasons since 1982, when the individual sack became an official NFL statistic. Watt recorded 13 sacks in 2018, 14.5 sacks in 2019 and 15.0 sacks in 2020.

NFL PLAYERS WITH THREE OR MORE 13.0+ SACK SEASONS IN FIRST FOUR YEARS

PLAYER	YEARS
Reggie White	4 (1985-88)
Derrick Thomas	3 (1989-91)
T.J. Watt	3 (2018-20)
NFL Hall of Famer	

- Watt is the only active player in the NFL with at least 13.0 sacks in each of the last three seasons.

NFL PLAYERS WITH THREE STRAIGHT 13.0+ SACK SEASONS

PLAYER	YEARS
Reggie White	4 (1990-93)
Reggie White	4 (1985-88)
T.J. Watt	3 (2018-20)
Chandler Jones	3 (2017-19)
Jared Allen	3 (2007-09)
Dexter Manley	3 (1984-86)
Simon Fletcher	3 (1991-93)
Mark Gastineau	3 (1983-85)
Kevin Greene	3 (1988-90)
Derrick Thomas	3 (1990-92)
Jacob Green	3 (1983-85)
NFL Hall of Famer	

- Watt leads the Steelers in sacks (12.5), tackles for loss (13), QB hits (20), forced fumbles (three) and fumbles recovered (two).
- Watt ranks second in the NFL in sacks, tied for first in tackles for loss, tied for third in QB hits, tied for fourth in forced fumbles and tied for second in fumble recoveries.
- Watt recorded five tackles, two for loss, two quarterback hits and 1.0 sack in Week 10 vs. Detroit.
- Watt registered seven tackles, three for loss, three QB hits, 3.0 sacks and one pass defended in Week 9 vs. Chicago.
- Watt registered six tackles, three quarterback hits, 1.5 sacks, one tackle for loss and one fumble recovery at Cleveland in Week 8.
- Watt registered seven tackles, three tackles for loss, three passes defended, 2.0 sacks, two QB hits and one forced fumble in the Week 6 overtime victory over Seattle.
- Watt is the first NFL player to have 2.0 or more sacks and a forced fumble in OT since sacks were first tracked for defenders beginning in 1982.
- Watt is the second player in the NFL to register at least three tackles for loss, three passes defended, 2.0 sacks and one forced fumble in the same game since 2005.

PLAYERS WITH 3 TFL, 3 PDS, 2.0 SACKS, 1 FF IN GAME SINCE 2005

PLAYER
T.J. Watt, Pittsburgh vs. Seattle (Oct. 17, 2021)
Justin Houston, Kansas City at Philadelphia (Sept. 19, 2003)

- Watt is the fourth player in the NFL to register at least three passes defended, 2.0 sacks and one forced fumble in the same game since 2005.

PLAYERS WITH 3 PDS, 2.0 SACKS, 1 FF IN GAME SINCE 2005

PLAYER
T.J. Watt, Pittsburgh vs. Seattle (Oct. 17, 2021)
Anthony Lanier, Washington Football Team vs. Arizona (Dec. 17, 2017)
Alex Brown, Chicago at Tampa Bay (Nov. 27, 2005)
Justin Houston, Kansas City at Philadelphia (Sept. 19, 2003)

WATT IN THE STEELERS' FIVE-GAME UNBEATEN STREAK

PLAYER	TKL	SCK	TFL	QBH	FF	FR	PD
T.J. Watt	28	7.5	10	12	1	1	4

- Watt has recorded 41.0 sacks in 37 career games at Heinz Field. He has collected at least half a sack in 24 of the Steelers' last 27 home games, including 21 of the last 23 home games.
- Only Derrick Thomas (43.5) has registered more sacks over their first 37 career home games in NFL history.

MOST SACKS IN NFL HISTORY OVER FIRST 37 CAREER HOME GAMES

RANK	PLAYER	SACKS
1.	Derrick Thomas	43.5
2.	T.J. Watt	41.0
3.	Reggie White	37.0
4.	J.J. Watt	34.0
5.	Keith Millard	33.0
	Dwight Freeney	33.0
NFL Hall of Famer		

T.J. (S)WATT THE QUARTERBACK

- LB T.J. Watt's has registered 135 QB hits since entering the NFL in 2017, which is the second-most in the League.

NFL QUARTERBACK HIT LEADERS SINCE 2017

RANK	PLAYER	QB HITS
1.	Aaron Donald	137
2.	T.J. Watt	135
3.	Matt Judon	112
4.	Myles Garrett	111
5.	Chandler Jones	106

- Watt's 60 QB hits lead the NFL since 2020.

NFL QUARTERBACK HIT LEADERS SINCE 2020

RANK	PLAYER	QB HITS
1.	T.J. Watt	62
2.	Aaron Donald	44
	Myles Garrett	44
4.	Leonard Williams	42
5.	Matt Judon	40

- Watt's 98 QB hits lead the NFL since 2019.

NFL QUARTERBACK HIT LEADERS SINCE 2019

RANK	PLAYER	QB HITS
1.	T.J. Watt	98
2.	Matt Judon	73
3.	Aaron Donald	69
	Joey Bosa	69
5.	Shaquil Barrett	65

- Watt's 135 QB hits are the second-most over a player's first 70 career regular-season games in NFL history.

MOST QB HITS IN NFL HISTORY OVER FIRST 70 REGULAR-SEASON GAMES

RANK	PLAYER	QB HITS
1.	J.J. Watt	174
2.	T.J. Watt	135
3.	Von Miller	125
4.	Aaron Donald	124
5.	Joey Bosa	119

- Watt's 135 QB hits are the most by a linebacker over his first 70 career regular-season games in NFL history.

MOST QB HITS BY LINEBACKER IN NFL HISTORY OVER FIRST 70 REGULAR-SEASON GAMES

RANK	PLAYER	QB HITS
1.	T.J. Watt	135
2.	Von Miller	125
3.	Cameron Wake	112
4.	Clay Matthews	108
5.	DeMarcus Ware	99

T.J. WATT KNOWS THE TFL

- LB T.J. Watt's has registered 73 tackles for loss since entering the NFL in 2017, which is the second-most in the League.

NFL TFL LEADERS SINCE 2017

RANK	PLAYER	TFLS
1.	Aaron Donald	81
2.	T.J. Watt	73
3.	Cameron Jordan	66
4.	Matt Judon	60
	Chandler Jones	60

- Watt's 36 tackles for loss lead the NFL since 2020.

NFL TFL LEADERS SINCE 2020

RANK	PLAYER	TFL
1.	T.J. Watt	36
2.	Haason Reddick	26
3.	Roquan Smith	24
4.	Myles Garrett	23
5.	Aaron Donald	21

- Watt's 50 tackles for loss lead the NFL since 2019.

NFL TFL LEADERS SINCE 2019

RANK	PLAYER	TFLS
1.	T.J. Watt	50
2.	Aaron Donald	41
3.	Shaquil Barrett	37
4.	Joey Bosa	36
5.	Maxx Crosby	35

- Watt's 73 TFL are tied for the fifth-most over a player's first 70 career regular-season games in NFL history.

MOST TFL IN NFL HISTORY OVER FIRST 70 REGULAR-SEASON GAMES

RANK	PLAYER	TFL
1.	J.J. Watt	115
2.	Aaron Donald	84
3.	Von Miller	80
4.	Lavonte David	79
5.	T.J. Watt	73
	Khalil Mack	73

- Watt's 73 TFL are tied for the third-most by a linebacker over his first 70 career regular-season games in NFL history.

MOST TFL BY LINEBACKER IN NFL HISTORY OVER FIRST 70 REGULAR-SEASON GAMES

RANK	PLAYER	TFL
1.	Von Miller	80
2.	Lavonte David	79
3.	T.J. Watt	73
	Khalil Mack	73
5.	Clay Matthews Jr.	69

WATT WRESTLES AWAY THE FOOTBALL

- LB T.J. Watt's has registered 20 forced fumbles since entering the NFL in 2017, which is the most in the League.

NFL FORCED FUMBLE LEADERS SINCE 2017

RANK	PLAYER	FF
1.	T.J. Watt	20
2.	Aaron Donald	16
3.	Khalil Mack	15
	Chandler Jones	15
	Yannick Ngakoue	15

- Watt's 20 career forced fumbles are the most by a Steelers player since 1994.

STEELERS FORCED FUMBLE LEADERS SINCE 1994

RANK	PLAYER	GP	FF
1.	James Harrison	177	32
2.	T.J. Watt	70	20
3.	Joey Porter	122	18
	Jason Gildon	158	18
5.	Levon Kirkland	144	14

- Watt's 20 career forced fumbles rank tied for second over a player's first 70 career regular-season games.

MOST FORCED FUMBLES IN NFL HISTORY OVER FIRST 70 REGULAR-SEASON GAMES

RANK	PLAYER	FF
1.	Dwight Freeney	23
2.	T.J. Watt	20
	Robert Mathis	20
	DeMarcus Ware	20
5.	Leonard Little	18
	John Abraham	18

- His 20 career forced fumbles rank tied for first by a linebacker over his first 70 career regular-season games.

MOST FORCED FUMBLES BY LINEBACKER IN NFL HISTORY OVER FIRST 70 REGULAR-SEASON GAMES

RANK	PLAYER	FF
1.	T.J. Watt	20
	Robert Mathis	20
	DeMarcus Ware	20
4.	John Abraham	18
5.	Tamba Hali	16
	Robert Quinn	16
	Von Miller	16

- Watt's 13 forced fumbles rank first in the NFL since 2019.

NFL FORCED FUMBLE LEADERS SINCE 2019

RANK	PLAYER	FF
1.	T.J. Watt	13
2.	Marlon Humphrey	11
3.	Chandler Jones	10
	Shaquil Barrett	10
5.	Darius Leonard	9
	Yannick Ngakoue	9
	Logan Ryan	9

- Watt's six fumble recoveries rank tied for second in the NFL since 2019.

NFL FUMBLE RECOVERIES LEADERS BY SINCE 2019

RANK	PLAYER	FR
1.	Vonn Bell	8
2.	T.J. Watt	6
	Devin White	6
4.	Devin Bush	5
	Seven other players tied with	5

- Watt's 22 combined interceptions (three), forced fumbles (13) and fumble recoveries (six) rank first in the NFL since 2019.

NFL COMBINED (INT, FF, FR) LEADERS SINCE 2019

RANK	PLAYER	INT.	FF	FR	TOT.
1.	T.J. Watt	3	13	6	22
2.	Darius Leonard	7	9	5	21
	J.C. Jackson	19	0	2	21
	Marlon Humphrey	5	11	3	19
5.	Xavien Howard	13	3	2	18
6.	Minkah Fitzpatrick	9	4	4	17
	Logan Ryan	5	9	3	17

LET MY CAMERON GO

- DT **Cameron Heyward's** 62.5 career sacks are the most by a defensive lineman in franchise history, third-most by an active NFL defensive tackle, fifth-most in franchise history and third-most by a Steeler since 1982.

STEELERS DEFENSIVE LINEMAN CAREER SACK LEADERS SINCE 1982

RANK	PLAYER. YEARS	SACKS
1.	Cameron Heyward, 2011-21	62.5
2.	Keith Willis, 1982-91	59.0
3.	Aaron Smith, 1999-2011	44.0
4.	Stephon Tuitt, 2014-20	34.5
5.	Brett Keisel, 2002-14	30.0

STEELERS CAREER SACK LEADERS

RANK	PLAYER. YEARS	SACKS
1.	James Harrison, 2002, 2004-12, 2014-17	80.5
2.	Jason Gildon, 1994-2003	77.0
3.	L.C. Greenwood, 1969-81	73.5
4.	Joe Greene, 1969-81	66.0
5.	Cameron Heyward, 2011-21	62.5
6.	T.J. Watt, 2017-21	62.0
7.	Joey Porter, 1999-2006	60.0
8.	Keith Willis, 1982-91	59.0
9.	LaMarr Woodley, 2007-13	57.0
10.	Greg Lloyd, 1998-97	53.5

ACTIVE NFL SACK LEADERS BY DEFENSIVE TACKLES

RANK	PLAYER	SACKS
1.	Aaron Donald	91.5
2.	Ndamukong Suh	67.5
3.	Cameron Heyward	62.5
4.	Fletcher Cox	55.5
5.	Chris Jones	43.5

- Heyward's 90 tackles for loss are the third-most by an active NFL defensive tackle.
- Heyward's 25 tackles for loss rank tied for second among defensive tackles in the NFL since 2019.

ACTIVE NFL TFL LEADERS BY DEFENSIVE TACKLES

RANK	PLAYER	TFL
1.	Aaron Donald	138
2.	Ndamukong Suh	127
3.	Cameron Heyward	90
4.	Fletcher Cox	74
5.	Akiem Hicks	71

- Heyward's 498 tackles are the third-most by an active NFL defensive tackle.

ACTIVE NFL TACKLE LEADERS BY DEFENSIVE TACKLES

RANK	PLAYER	TACKLES
1.	Linval Joseph	630
2.	Ndamukong Suh	578
3.	Cameron Heyward	498
4.	Sheldon Richardson	476
5.	Fletcher Cox	424

- Heyward's 184 tackles lead the NFL among defensive tackles since 2019.

NFL TACKLE LEADERS BY DEFENSIVE TACKLES SINCE 2019

RANK	PLAYER	TACKLES
1.	Cameron Heyward	184
2.	DeForest Buckner	164
3.	Jonathan Allen	162
4.	Grady Jarrett	153
5.	Linval Joseph	149

- Heyward's 15 passes defended lead all defensive tackles in the NFL since 2019.

NFL PASSES DEFENDED LEADERS BY DEFENSIVE TACKLES SINCE 2019

RANK	PLAYER	PDS
1.	Cameron Heyward	15
2.	Chris Jones	10
3.	Sheldon Richardson	9
	Christian Wilkins	9
	Adam Butler	9
	Jeffrey Simmons	9

- Heyward's 17.5 sacks rank fourth among defensive tackles in the NFL since 2019.

NFL SACK LEADERS BY DEFENSIVE TACKLES SINCE 2019

RANK	PLAYER	SACKS
1.	Aaron Donald	32.0
2.	DeForest Buckner	21.5
3.	Chris Jones	19.5
4.	Cameron Heyward	17.5
5.	Denico Autry	16.0

NFL TACKLES FOR LOSS LEADERS BY DEFENSIVE TACKLES SINCE 2019

RANK	PLAYER	TFLS
1.	Aaron Donald	41
2.	Cameron Heyward	25
	DeForest Buckner	25
4.	Grady Jarrett	23
5.	Larry Ogunjobi	22

- Heyward registered five tackles, 2.0 sacks, two TFLs, and two quarterback hits in Week 10 vs. Detroit.
- The Steelers are 8-0-1 when Heyward collects at least 2.0 sacks in a game.
- Heyward (2017, '18 and '19) is the only defensive lineman in franchise history with 8.0 or more sacks in at least three seasons.

STEELERS DEFENSIVE LINEMAN SINGLE-SEASON SACK LEADERS

RANK	PLAYER, YEAR	SACKS
1.	Keith Willis, 1983	14.0
2.	Cameron Heyward, 2017	12.0
	Keith Willis, 1986	12.0
4.	Stephon Tuitt, 2020	11.0
5.	Cameron Heyward, 2019	9.0
6.	Ray Seals, 1995	8.5
7.	Cameron Heyward, 2018	8.0
	Aaron Smith, 2004	8.0
	Kimo von Oelhoffen, 2003	8.0
	Aaron Smith, 2001	8.0

FITZPATRICK DOES IT AGAIN

- **S Minkah Fitzpatrick** needs one interception-return touchdown to become the fourth player since 2000 to return an interception for a TD in four consecutive seasons, joining Charles Woodson (six seasons), Nate Clements (four) and Aqib Talib (four).
- Fitzpatrick has two career multi-interception games (2018-20).
- Fitzpatrick had six combined interceptions (four), forced fumbles (one) and fumble recoveries (one) in 2020, including three inside the Steelers' red zone.
- Fitzpatrick has nine interceptions, three fumble recoveries and two forced fumbles since being acquired by the Steelers via trade from the Miami Dolphins in Week 3 of 2019.
- Fitzpatrick's four defensive TDs rank tied for sixth in the NFL among active players.

NFL ACTIVE DEFENSIVE TOUCHDOWN LEADERS

RANK	PLAYER	TDs
1.	Janoris Jackson	9
2.	Malcolm Jenkins	8
3.	Marcus Peters	7
4.	Eddie Jackson	6
5.	Deion Jones	5
6.	Minkah Fitzpatrick and eight other players	4

- Fitzpatrick's four defensive TDs are tied with Marcus Peters and Eddie Jackson for the most in the NFL since he entered the League in 2018.

NFL DEFENSIVE TOUCHDOWN LEADERS SINCE 2018

RANK	PLAYER	TDS
1.	Minkah Fitzpatrick	4
	Eddie Jackson	4
	Marcus Peters	4
4.	Jadeveon Clowney	3
	Troy Hill	3
	Deion Jones	3
	Darius Slay	3

- Fitzpatrick's nine interceptions rank tied for ninth in the NFL since 2019.

NFL INTERCEPTION LEADERS SINCE 2019

RANK	PLAYER	INTS
1.	J.C. Jackson	19
2.	Xavien Howard	13
	Justin Simmons	13
4.	Tyrann Mathieu	12
5.	Quandre Diggs	11
	Kevin Byard	11
	Trevon Diggs	11
8.	Tre'Davious White	10
9.	Minkah Fitzpatrick and four other players	9

- Fitzpatrick's 13 total takeaways (interceptions and fumble recoveries) rank tied for fourth in the NFL since 2019.

NFL TAKEAWAY (INT AND FR) LEADERS SINCE 2019

RANK	PLAYER	INT.	FR	TOT.
1.	J.C. Jackson	19	2	21
2.	Xavien Howard	13	2	15
3.	Justin Simmons	13	1	14
4.	Minkah Fitzpatrick	9	4	13
	Tre'Davious White	10	3	13
	Tyrann Mathieu	12	1	13
5.	Marcus Peters	9	3	12
	Kevin Byard	11	1	12
	Quandre Diggs	11	1	12

- Fitzpatrick's 17 combined interceptions (nine), forced fumbles (four) and fumble recoveries (four) rank tied for sixth in the NFL since 2019.

NFL COMBINED (INT, FF, FR) LEADERS SINCE 2019

RANK	PLAYER	INT.	FF	FR	TOT.
1.	T.J. Watt	3	13	6	22
2.	Darius Leonard	7	9	5	21
	J.C. Jackson	19	0	2	21
	Marlon Humphrey	5	11	3	19
5.	Xavien Howard	13	3	2	18
6.	Minkah Fitzpatrick	9	4	4	17
	Logan Ryan	5	9	3	17

BUSH BACK IN THE LINEUP

- LB **Devin Bush**, selected 10th overall in the 2019 NFL Draft, returns after appearing in only five games last season due to a knee injury.
- As a rookie, Bush totaled 109 tackles, four fumble recoveries and two interceptions.
- Bush led the team and NFL rookies in tackles (109) and solo tackles (72), and ranked fourth in both categories in TFLs (nine) in 2019.
- Bush is the only Steelers rookie ever to eclipse 100 tackles.
- Bush returned to the lineup in Week 1 at Buffalo and registered 10 tackles, including six solo stops and one forced fumble.
- Bush recorded sacks in Week 4 at Green Bay and Week 5 vs. Denver. He has 2.0 sacks this season and 4.0 in his NFL career (2019-21).
- Bush has registered seven career takeaways (interceptions, fumble recoveries), which ranks tied for ninth over a player's first 30 career regular-season games in franchise history.

MOST TAKEAWAYS OVER FIRST 30 REGULAR-SEASON GAMES IN FRANCHISE HISTORY

RANK	PLAYER	TAKEAWAYS
1.	John Rowser	11
2.	Jack Ham	10
	Darren Perry	10
4.	Tony Dungy	9
	Mike Wagner	9
	Lee Calland	9
7.	Rick Woods	8
	Glen Edwards	8
9.	Devin Bush and eight other players tied with	7

- Bush has registered seven career takeaways (interceptions, fumble recoveries), which ranks tied for second over a linebacker's first 30 career regular-season games in franchise history.

MOST TAKEAWAYS BY LINEBACKER OVER FIRST 30 REGULAR-SEASON GAMES IN FRANCHISE HISTORY

RANK	PLAYER	TAKEAWAYS
1.	Jack Ham	10
2.	Devin Bush	7
	Chuck Allen	7
4.	LaMarr Woodley	5
5.	Ryan Shazier	4
	Jack Lambert	4
	Lawrence Timmons	4

- Bush has registered five fumble recoveries, which ranks tied for fourth in the NFL since 2019 (despite missing the final 11 games of 2020 with a season-ending injury).

NFL FUMBLE RECOVERIES LEADERS BY SINCE 2019

RANK	PLAYER	FR
1.	Vonn Bell	8
2.	T.J. Watt	6
	Devin White	6
4.	Devin Bush and seven other players tied with	5

WELCOME TO THE SCHOBERT

- The Steelers acquired LB **Joe Schobert**, who ranked fourth in the NFL with 141 tackles last season with Jacksonville, in Aug. 2021. He was one of five linebackers to register at least 100 tackles, multiple sacks and multiple interceptions last season.
- The linebackers with at least 100 tackles, two sacks and two interceptions in 2020 are below.

LINEBACKERS WITH 100+ TACKLES, 2.0+ SACKS, 2+ INT IN 2020

PLAYER	TACKLES	SACKS	INT
Joe Schobert	141	2.5	3
Roquan Smith	139	4	2
Eric Wilson	121	3	3
Foyesade Oluokun	117	3	2
Deion Jones	106	4.5	2

- Schobert has registered at least 100 tackles in each of the last four seasons.
- Schobert has recorded 612 tackles (363 solo), 27 quarterback hits, 28 passes defended, 22 tackles for loss, 11.0 sacks, 10 forced fumbles, nine interceptions and three fumble recoveries in his six-year NFL career.
- Schobert's 584 tackles rank third-best in the NFL since 2017.

MOST TACKLES SINCE 2017

RANK	PLAYER	TACKLES
1.	Bobby Wagner	669
2.	Blake Martinez	617
3.	Joe Schobert	584
4.	Zach Cunningham	551
5.	Demario Davis	540

- Schobert's 10 forced fumbles rank tied for eighth among linebackers in the NFL since 2017.

NFL LINEBACKER FORCED FUMBLE LEADERS SINCE 2017

RANK	PLAYER	FF
1.	T.J. Watt	20
2.	Khalil Mack	15
	Chandler Jones	15
4.	Darius Leonard	13
	Lavonte David	13
6.	Shaquil Barrett	12
7.	Hasson Reddick	11
8.	Joe Schobert and three other players tied with	10

- His nine interceptions are tied for lead among all linebackers since 2017.

INTERCEPTION LEADERS BY LINEBACKERS SINCE 2017

RANK	PLAYER	INT
1.	Joe Schobert	9
	Darius Leonard	9
3.	Deion Jones	8
	Eric Kendricks	8
5.	Alec Ogletree	7
	Jamie Collins	7

HADEN BREAKING IT UP

- CB **Joe Haden** has registered two career interception returns for touchdowns, including one with the Steelers.
- Haden has 10 interceptions since joining the Steelers in 2017.
- Haden's 34 passes defended rank tied for seventh in the NFL since 2019.

PASSES DEFENDED LEADERS SINCE 2019

RANK	PLAYER	PDS
1.	Carlton Davis	42
2.	James Bradberry	40
3.	J.C. Jackson	38
4.	Marshon Lattimore	35
	Denzel Ward	35
	Marlon Humphrey	35
7.	Joe Haden	34
	Xavien Howard	34
9.	Jaire Alexander	33
	Tre'Davious White	33
	Justin Simmons	33

- Since entering the NFL in 2010, Haden has recorded 154 career passes defended, which leads the League since 2010 and leads active NFL players.

ACTIVE NFL PASSES DEFENSED CAREER LEADERS

RANK	PLAYER	PDS
1.	Joe Haden	154
2.	Janoris Jenkins	123
3.	Richard Sherman	115
4.	Darius Slay	113
5.	Malcolm Jenkins	110

NFL PASSES DEFENSED LEADERS SINCE 2010

RANK	PLAYER	PDS
1.	Joe Haden	154
2.	Johnathan Joseph	132
3.	Janoris Jenkins	123
4.	Brent Grimes	122
5.	Tramon Williams	120

- Haden's 154 career passes defended rank seventh in the NFL since 2000.

NFL PASSES DEFENSED LEADERS SINCE 2000

RANK	PLAYER	PDS
1.	Johnathan Joseph	200
2.	Champ Bailey	187
3.	Terence Newman	182
4.	Ronde Barber	179
5.	Charles Woodson	168
6.	Asante Samuel	164
7.	Joe Haden	154
8.	Tramon Williams	153
9.	Sheldon Brown	146
	Dominique Rodgers-Cromartie	146

- Since entering the NFL in 2010, Haden has recorded 29 career interceptions, which ranks tied for third among active NFL players.

ACTIVE NFL INTERCEPTION LEADERS

RANK	PLAYER	INT
1.	Richard Sherman	36
2.	Marcus Peters	31
3.	Joe Haden	29
	Devin McCourty	29
5.	Patrick Peterson	28
	Harrison Smith	28

NFL INTERCEPTION LEADERS SINCE 2010

RANK	PLAYER	INT
1.	Richard Sherman	36
2.	Marcus Peters	31
	Reggie Nelson	31
4.	Earl Thomas	30
5.	Joe Haden	29
	Devin McCourty	29

- Haden has registered at least two passes defended in a single game 37 times in his career.
- Haden has registered at least three passes defended in a single game 15 times in his career.
- Haden has recorded at least four passes defended in a single game four times in his career.
- Haden has twice recorded at least five passes defended in a single game in his career.

WIZARD OF BOZ

- Since joining the Steelers in 2015, K **Chris Boswell** is 164-of-185 field goal attempts (88.6%), including 69-of-85 (81.2%) on field goal attempts of 40 yards or longer.
- Boswell made a franchise record 25 consecutive field goals, which was the longest active streak in the NFL when it ended in Week 11 of 2020 at Jacksonville.

MOST CONSECUTIVE FG IN STEELERS HISTORY

RANK	KICKER, YEARS	CONSECUTIVE FGs
1.	Chris Boswell, 2019-20	25
2.	Shaun Suisham, 2013-14	24
3.	Jeff Reed, 2004-05	22
4.	Gary Anderson, 1994	19
	Jeff Reed, 2007-08	19
6.	Gary Anderson, 1985	18
7.	Norm Johnson, 1997	17
	Chris Boswell, 2016-17	17
9.	Shaun Suisham, 2012-13	16
	Chris Boswell, 2017	16

- Boswell ranks second in field goal percentage (88.6%) among all NFL kickers with at least 180 field goal attempts since 2015.

FG PERCENTAGE LEADERS SINCE 2015 (MIN. 180 ATTEMPTS)

RANK	KICKER	M-A	FG%
1.	Justin Tucker	211-232	90.9
2.	Chris Boswell	164-185	88.6
3.	Robbie Gould	161-183	88.0
4.	Matt Prater	172-203	84.7
5.	Dustin Hopkins	168-199	84.4

- Boswell has connected on 66-of-70 field goal attempts (94.3%), including 28-of-32 (87.5%) on field goal attempts of 40 yards or longer, since 2019.
- Boswell ranks first in field goal percentage (94.3%) among all NFL kickers with at least 70 field goal attempts.

FG PERCENTAGE LEADERS SINCE 2019 (MIN. 70 ATTEMPTS)

RANK	KICKER	FGM-FGA	FG%
1.	Chris Boswell	66-70	94.3
2.	Younghoe Koo	75-81	92.6
3.	Justin Tucker	71-77	92.2
4.	Harrison Butker	72-80	90.0
5.	Randy Bullock	66-77	85.7

- Boswell's 88.6 field goal percentage ranks first in Steelers history among kickers with at least 100 field goal attempts.

STEELERS ALL-TIME FG PERCENTAGE LEADERS (MIN. 100 ATTEMPTS)

RANK	KICKER, YEARS	FGM-FGA	FG%
1.	Chris Boswell, 2015-current	164-185	88.6
2.	Shaun Suisham, 2010-14	124-141	87.9
3.	Norm Johnson, 1995-98	105-127	82.7
4.	Jeff Reed, 2002-10	204-249	81.9
5.	Gary Anderson, 1982-94	309-395	78.2

- Boswell became the third player in team history with at least 150 field goals made in Week 2 of 2021.

STEELERS ALL-TIME FG MADE LEADERS

RANK	KICKER, YEARS	FGM
1.	Gary Anderson, 1982-94	309
2.	Jeff Reed, 2002-10	204
3.	Chris Boswell, 2015-current	164
4.	Roy Gerela, 1971-78	146
5.	Shaun Suisham, 2010-14	124

- Boswell has registered 27 career games with three or more field goals made.
- Boswell has made 32 of his 33 field goal attempts in his regular-season career against Cincinnati. He missed his first career kick against the Bengals in Week 3.
- Boswell has connected on four or more field goals in a single game 10 times in his career.

BOZ IN THE CLUTCH

- K **Chris Boswell** has registered eight career game-winning field goals (last five min. of the fourth quarter or overtimes), which ranks third in franchise history.

MOST GAME-WINNING FG IN LAST 5 MINUTES OF 4TH QUARTER OR OVERTIME (REGULAR AND POSTSEASON) IN FRANCHISE HISTORY

RANK	KICKER. YEARS	FGM
1.	Jeff Reed, 2002-10	11
2.	Gary Anderson, 1982-94	9
3.	Chris Boswell, 2015-current	8
4.	Shaun Suisham, 2010-14	7
5.	Norm Johnson, 1995-98	4

BOSWELL GAME-WINNING FG IN LAST 5 MINUTES OF 4TH QUARTER OR OVERTIME (REGULAR AND POSTSEASON)

YD	DATE	OPP	Q	TIME	PRE	POST	FINAL
18	11/8/2015	vs Oak	4	0:02	35-35	38-35	W, 38-35
35	1/9/2016	at Cin	4	0:14	15-16	18-16	W, 18-16
33	11/12/2017	at Ind	4	0:00	17-17	20-17	W, 20-17
53	11/26/2017	vs GB	4	0:00	28-28	31-28	W, 31-28
38	12/4/2017	at Cin	4	0:00	20-20	23-20	W, 23-20
46	12/10/2017	vs Bal	4	0:42	36-38	39-38	W, 39-38
35	12/30/2018	vs Cin	4	1:56	13-13	16-13	W, 16-13
37	10/17/2021	vs Sea	OT	--	20-20	23-20	W, 23-20 (ot)
40	11/8/2021	vs Chi	4	0:26	26-27	29-27	W, 29-27

- Boswell has now made 10 of 12 career field goals (83.3%) in the final two minutes of regulation and overtime.

BOZ FROM 50-PLUS

- K **Chris Boswell** has connected on 13 of his last 14 field goals of 50+ yards, including each of his last eight. He last missed a field goal of 50+ yards in Week 7 of 2019 (vs. Miami, Oct. 28).
- Boswell's eight straight made field goals of 50+ yards is the longest such streak in franchise history.

MOST CONSECUTIVE 50+ YARD FG IN STEELERS HISTORY

RANK	KICKER. YEARS	CONSECUTIVE FGs
1.	Chris Boswell, 2019-20	8
2.	Chris Boswell, 2016-18	5
3.	Jeff Reed, 2002-04	4
4.	Kris Brown, 2000-01	3
	Gary Anderson, 1987-88	3

- Boswell has made 15-of-18 field goal attempts in his NFL career from 50 yards or further, including a franchise-best 59-yard try in Week 9 of 2020 at AT&T Stadium against Dallas and a Heinz Field-best 56-yard try in Week 2 vs. Las Vegas.
- No kicker made a field goal of at least 50 yards in the first nine seasons of Heinz Field (2001-09). In fact, prior to Boswell joining the Steelers in 2015, Heinz Field witnessed just four field goals of at least 50 yards.
- Boswell has 12 field goals of at least 50 yards at Heinz Field in his career.

- Boswell's 15 field goals made from 50-plus yards are the most in Steelers history (Gary Anderson and Jeff Reed shared the previous franchise record with eight).

HIGHEST 50+ YARD FG PERCENTAGE FRANCHISE HISTORY (MIN. 15 50+ FGA)

RANK	PLAYER	FG-FGA	PCT.
1.	Chris Boswell	15-18	83.3
2.	Jeff Reed	8-17	47.1
3.	Gary Anderson	8-27	29.6

HIGHEST 50+ YARD FG PERCENTAGE DURING SUPER BOWL ERA (MIN. 15 50+ FGA)

RANK	PLAYER	FG-FGA	PCT.
1.	Chris Boswell	15-18	83.3
2.	Jason Sanders	14-18	77.8
3.	Stephen Gostkowski	33-43	76.7
4.	Tony Zendejas	17-23	73.9
5.	Matt Prater	62-84	73.8

- Boswell connected on a 51-yard field goal in Week 10 vs. Detroit.
- Boswell connected on 54 and 52-yard field goals in Week 9 vs. Chicago and added a 40-yard field goal with 30 seconds remaining in the fourth quarter that gave the Steelers a 29-27 lead. He also added a fumble recovery.
- Boswell is the first player in NFL history to make two 50+ yard field goals, make a game-winning field goal and recover an opponent's fumble all in the same game.
- Boswell connected on a 52-yard field goal in Week 6 vs. Seattle with 1:30 remaining in the fourth quarter that extended the Steelers' lead 20-17.
- Boswell connected on a 56-yard field goal in Week 2 vs. Las Vegas with 3:42 remaining in the fourth quarter that cut the Raiders' lead to 23-17.
- Boswell converted a 52-yard field goal in Week 4 at Green Bay with 5:46 remaining in the second quarter that cut the Packers' lead to 14-10.
- His 56-yard field goal is the longest in Heinz Field history -- topping the previous mark of 53 yards by both Boswell vs. Green Bay on Nov. 26, 2017 and Dallas' Dan Bailey vs. Pittsburgh on Nov. 13, 2016 as the longest field goal conversion at the stadium since it opened in 2001.
- The 56-yard kick is the second-longest in team history and is the longest such kick since Nov. 8, 2020 at Dallas Cowboys (Chris Boswell, 59).

LONGEST FG IN FRANCHISE HISTORY

RANK	PLAYER (DATE, OPP.)	FG
1.	Chris Boswell (11/8/20 at Dallas)	59
2.	Chris Boswell (9/19/21 vs. Las Vegas)	56
3.	Gary Anderson (11/25/84 vs. San Diego)	55
	Kris Brown (10/14/01 at Kansas City)	55
5.	Chris Boswell (11/8/21 vs. Chicago)	54
	Gary Anderson (12/8/91 at Houston)	54
7.	Chris Boswell (11/26/17 vs. Green Bay)	53
	Gary Anderson (10/21/84 at Indianapolis)	53
	Jeff Reed (11/8/10 at Cincinnati)	53
	Jeff Reed (9/21/08 at Philadelphia)	53
	Shaun Suisham (11/9/14 at N.Y. Jets)	53

LONGEST FG IN HEINZ FIELD HISTORY

RANK	PLAYER, TEAM (DATE, OPP.)	FG
1.	Chris Boswell, Pittsburgh (9/19/21 vs. Las Vegas)	56
2.	Chris Boswell, Pittsburgh (11/8/21 vs. Chicago)	54
3.	Chris Boswell, Pittsburgh (11/26/17 vs. Green Bay)	53
	Dan Bailey, Dallas (11/13/16 at Pittsburgh)	53
5.	Chris Boswell, Pittsburgh (11/8/21 vs. Chicago)	52
	Chris Boswell, Pittsburgh (10/17/21 vs. Seattle)	52
	Chris Boswell, Pittsburgh (12/10/17 vs. Baltimore)	52
	Jeff Reed, Pittsburgh (9/12/10 vs. Atlanta)	52
	Justin Tucker, Baltimore (10/1/15 at Pittsburgh)	52
10.	Chris Boswell, Pittsburgh (11/14/21 vs. Detroit)	51
	Chris Boswell, Pittsburgh (10/18/15 vs. Arizona)	51
	Chris Boswell, Pittsburgh (11/3/19 vs. Indianapolis)	51
	Chris Boswell, Pittsburgh (12/17/17 vs. New England)	51
	Chris Boswell, Pittsburgh (12/6/15 vs. Indianapolis)	51
	Billy Cundiff, Baltimore (11/6/11 at Pittsburgh)	51
	Phil Dawson, Cleveland (12/30/12 at Pittsburgh)	51
	Zane Gonzalez, Cleveland (12/31/17 at Pittsburgh)	51
	Nick Novak, San Diego (12/9/12 at Pittsburgh)	51

- Boswell has already made six field goals from 50 yards or further in 2021 – the most by a Steelers kicker in a single season.
- Boswell’s 59-yard field goal in Week 9 at Dallas in 2020 was the longest field goal in franchise history. The previous mark was 55 yards by both Kris Brown (10/14/01 at Kansas City) and Gary Anderson (11/25/84 vs. San Diego).

STEELERS-CHARGERS LIONS HISTORY

- Sunday's game will mark the 35th overall and 32nd regular-season meeting between the Steelers and Chargers.
- Pittsburgh owns a 14-game advantage in the overall series (24-10) and a 15-game lead in the regular-season series (23-8).
- The Steelers won the last meeting in the series: Oct. 13, 2019 (24-17 in Los Angeles).

INSIDE THE SERIES

CATEGORY	RECORD
Series History	Started in 1971
Overall	Steelers lead, 24-10
In Pittsburgh	Steelers lead, 15-4
At Los Angeles	Steelers lead, 1-0
At San Diego	Steelers lead, 8-6
Neutral	-
Regular-Season	Steelers lead, 23-8
In Pittsburgh	Steelers lead, 14-2
At Los Angeles	Steelers lead, 1-0
At San Diego	Steelers lead, 8-6
Neutral	-
Streak	Steelers won previous meeting
Last Regular-Season Game	W, 24-17 (Oct. 13, 2019 in Pittsburgh)
Post Season	Chargers lead, 2-1
In Pittsburgh	Chargers lead, 2-1
At Los Angeles	-
At San Diego	-
Streak	Steelers won previous meeting
Last Post Season Game	W, 35-24 (Jan. 11, 2009 in Pittsburgh)

2021 STATS COMPARISON

	STEELERS	CHARGERS
Total Games	9	9
Total Drives	103	91
Total Drives per Game	11.4	10.1
First downs	175	203
Rushing 1st downs	47	56
Passing 1st downs	109	129
1st downs from penalties	19	18
3rd down eff. (Made-Att-Pct)	51-127-40%	50-114-44%
4th down eff. (Made-Att-Pct)	4-11-36%	11-17-65%
Total Net Yards	2,980	3,332
Avg. Yards per Game	331.1	370.2
Total Plays	594	575
Yards per play	5.0	5.8
Net Yards Rushing	852	902
Rush Attempts	226	205
Yards per rush	3.77	4.40
Net Yards Passing	2128	2430
Sacks-Yards lost	18-100	16-115
Gross Yards	2228	2545
Comp-Att-Pct	226-350-65%	231-354-65%
Yards per pass	6.08	6.86
Interceptions thrown	5	7
Punts (Num-Yds)	40-1774	30-1422
Punts blocked	0	0
Net Punting Avg Yds	38.0	44.0
Gross Punting Avg Yds	44.4	47.4

	STEELERS	CHARGERS
Total Return Yds (no Kickoffs)	209	144
Punt Returns (Num-Yds)	22-194	11-81
Kickoff Returns (Num-Yds)	19-440	23-428
Int. Returns (Num-Yds)	3-15	6-63
Penalties-Yards	58-433	59-554
Turnovers	11	9
Fumbles lost	6	2
Interceptions thrown	5	7
Total Net Yards	2,980	3,332
Touchdowns	18	27
Rushing	6	8
Passing	11	19
Interceptions	0	0
Kickoff Returns	0	0
Fumble Returns	0	0
Punt Returns	0	0
Defensive/Special Teams TDs	1	0
Extra Points (Made-Att)	15-18	20-27
Kicking (Made-Att)	15-16	16-22
2Pt Conversions (Made-Att)	0-2	4-5
Safeties	0	0
Kickoffs (Num-EZ-TB)	46-28-18	47-33-22
Field Goals (Made-Att)	18-19	11-12
FGs Blocked - PATs Blocked	0-0	0-0
Goal to Go (Made-Att-Pct)	10-14-71%	14-20-70%
Red Zone (Made-Att-Pct)	14-24-58%	23-37-62%

ALL-TIME SERIES RESULTS				
Steelers lead series, 24-10 (Home: 15-4, Road: 9-6)				
Date	Site	Week	Game	Result
2019-10-13	H	6	6	W 24-17
2018-12-02	H	13	12	L 30-33
2015-10-12	A	5	5	W 24-20
2012-12-09	H	14	13	L 24-34
2009-10-04	H	4	4	W 38-28
2009-01-11	H	19	17	W 35-24
2008-11-16	H	11	10	W 11-10
2006-10-08	A	5	4	L 13-23
2005-10-10	A	5	4	W 24-22
2003-12-21	H	16	15	W 40-24
2000-12-24	A	17	16	W 34-21
1996-12-08	H	15	14	W 16-3
1995-10-01	H	5	5	W 31-16
1995-01-15	H	20	18	L 13-17
1994-12-24	A	17	16	L 34-37
1993-10-10	H	6	5	W 16-3
1992-09-20	A	3	3	W 23-6
1991-09-01	H	1	1	W 26-20
1990-10-07	H	5	5	W 36-14
1989-11-19	H	11	11	W 20-17
1988-12-11	A	15	15	L 14-20
1987-12-13	A	14	13	W 20-16
1985-12-08	A	14	14	L 44-54
1984-11-25	H	13	13	W 52-24
1983-11-06	H	10	10	W 26-3
1983-01-09	H	18	10	L 28-31
1980-12-22	A	16	16	L 17-26
1979-11-18	A	12	12	L 7-35
1977-12-18	A	14	14	W 10-9
1976-10-31	H	8	8	W 23-0
1975-09-21	A	1	1	W 37-0
1973-10-07	H	4	4	W 38-21
1972-12-17	A	14	14	W 24-2
1971-10-03	H	3	3	W 21-17
indicates playoff game				



2019 WEEK 6
Pittsburgh Steelers 24, Los Angeles Chargers 17
25,425 Dignity Health Sports Park Oct 13, 2019



Pittsburgh Steelers	14	7	3	0	—	24
Los Angeles Chargers	0	0	0	17	—	17

SCORING DRIVES

TEAM	QTR	TIME	SCORING PLAY	PIT	LAC
Steelers	1	10:51	D.Bush 9 yd. fumble return (C.Boswell kick)	7	0
Steelers	1	04:29	J.Conner 12 yd. run (C.Boswell kick) (7-40, 4:23)	14	0
Steelers	2	06:34	J.Conner 26 yd. pass from D.Hodges (C.Boswell kick) (14-86, 9:09)	21	0
Steelers	3	08:12	C.Boswell 20 yd. Field Goal (13-73, 6:48)	24	0
Chargers	4	14:00	C.McLaughlin 38 yd. Field Goal (11-71, 3:59)	24	3
Chargers	4	07:13	H.Henry 5 yd. pass from P.Rivers (C.McLaughlin kick) (10-70, 3:23)	24	10
Chargers	4	01:29	H.Henry 11 yd. pass from P.Rivers (C.McLaughlin kick) (8-79, 2:24)	24	17

PITTSBURGH STEELERS

PASSING	ATT	CP	YDS	SK/YD	TD	LG	INT	RTG
Devlin Hodges	20	15	132	0/0	1	26t	1	87.9
TOTAL	20	15	132	0/0	1	26T	1	87.9

RUSHING	ATT	YDS	AVG	LG	TD
Benny Snell Jr.	17	75	4.4	20	0
James Conner	16	41	2.6	12t	1
Devlin Hodges	3	8	2.7	7	0
TOTAL	36	124	3.4	20	1

RECEIVING	NO	YDS	AVG	LG	TD
James Conner	7	78	11.1	26t	1
Diontae Johnson	2	14	7.0	7	0
Benny Snell Jr.	1	14	14.0	14	0
Donte Moncrief	1	11	11.0	11	0
JuJu Smith-Schuster	1	7	7.0	7	0
Nick Vannett	1	5	5.0	5	0
Vance McDonald	1	5	5.0	5	0
Ryan Switzer	1	-2	-2.0	-2	0
TOTAL	15	132	8.8	26T	1

TOP DEFENSE	TOT	SOLO	AST	SCK	YDS	INT
Devin Bush	7	4	3	0.0	0.0	1
Artie Burns	6	3	3	0.0	0.0	0
Minkah Fitzpatrick	5	5	0	0.0	0.0	0

FIELD GOALS	FGM/FGA	PERCENT	RESULTS
Chris Boswell	1-1	100.0	(20)
TOTAL	1-1	100.0	

LOS ANGELES CHARGERS

PASSING	ATT	CP	YDS	SK/YD	TD	LG	INT	RTG
Philip Rivers	44	26	320	1/4	2	32	2	77.8
TOTAL	44	26	320	1/4	2	32	2	77.8

RUSHING	ATT	YDS	AVG	LG	TD
Melvin Gordon III	8	18	2.3	7	0
Austin Ekeler	5	14	2.8	11	0
Philip Rivers	1	0	0.0	0	0
TOTAL	14	32	2.3	11	0

RECEIVING	NO	YDS	AVG	LG	TD
Hunter Henry	8	100	12.5	21	2
Mike Williams	5	72	14.4	20	0
Melvin Gordon III	3	30	10.0	14	0
Austin Ekeler	3	14	4.7	11	0
Jason Moore	2	43	21.5	32	0
Keenan Allen	2	33	16.5	19	0
Virgil Green	1	15	15.0	15	0
Jeremy Davis	1	13	13.0	13	0
Travis Benjamin	1	0	0.0	0	0
TOTAL	26	320	12.3	32	2

TOP DEFENSE	TOT	SOLO	AST	SCK	YDS	INT
Justin Jones	8	2	6	0.0	0.0	0
Thomas Davis Sr.	7	5	2	0.0	0.0	0
Desmond King II	6	5	1	0.0	0.0	0

FIELD GOALS	FGM/FGA	PERCENT	RESULTS
Chase McLaughlin	1-2	50.0	(43, 38)
TOTAL	1-2	50.0	

Team Statistics

First Downs	18	23
3rd-Down Eff. (Made/Att/Pct)	8/13/62%	7/12/58%
4th-Down Eff. (Made/Att/Pct)	0/0/0%	0/0/0%
Total Net Yards	256	348
Total Plays	56	59
Yards Per Play	4.6	5.9
Rushes/Net Yards	36/124	14/32
Net Passing	132	316
Pass Attempts/Completions	20/15	44/26
Had Intercepted	1	2
Sacked/Yards Lost	0/0	1/4
Punts/Average	4/46.3	3/42.7
Penalties/Yards	6/45	8/74
Fumbles/Lost	1/0	1/1
Possession Time	34:05	25:55

Steelers Chargers

AMERICAN FOOTBALL CONFERENCE												
EAST DIVISION												
TEAM	W	L	T	PCT	PF	PA	NET PTS	HOME	AWAY	CONF	DIV	STREAK
Buffalo Bills	6	3	0	.667	280	135	145	3-1-0	3-2-0	5-3-0	3-0-0	Won 1
New England Patriots	6	4	0	.600	275	177	98	2-4-0	4-0-0	5-1-0	2-1-0	Won 4
Miami Dolphins	3	7	0	.300	177	252	-75	2-3-0	1-4-0	3-5-0	1-2-0	Won 2
New York Jets	2	7	0	.222	161	296	-135	2-2-0	0-5-0	2-5-0	0-3-0	Lost 2
NORTH DIVISION												
TEAM	W	L	T	PCT	PF	PA	NET PTS	HOME	AWAY	CONF	DIV	STREAK
Baltimore Ravens	6	3	0	.667	231	217	14	4-1-0	2-2-0	4-3-0	0-1-0	Lost 1
Pittsburgh Steelers	5	3	1	.611	177	185	-8	3-2-1	2-1-0	3-2-0	1-1-0	Tie 1
Cincinnati Bengals	5	4	0	.556	236	203	33	2-2-0	3-2-0	3-2-0	2-1-0	Lost 2
Cleveland Browns	5	5	0	.500	231	241	-10	3-2-0	2-3-0	3-4-0	1-1-0	Lost 1
SOUTH DIVISION												
TEAM	W	L	T	PCT	PF	PA	NET PTS	HOME	AWAY	CONF	DIV	STREAK
Tennessee Titans	8	2	0	.800	278	232	46	4-1-0	4-1-0	5-1-0	3-0-0	Won 6
Indianapolis Colts	5	5	0	.500	268	230	38	3-3-0	2-2-0	4-3-0	2-2-0	Won 2
Jacksonville Jaguars	2	7	0	.222	149	232	-83	2-3-0	0-4-0	2-5-0	0-3-0	Lost 1
Houston Texans	1	8	0	.111	128	258	-130	1-3-0	0-5-0	1-5-0	1-1-0	Lost 8
WEST DIVISION												
TEAM	W	L	T	PCT	PF	PA	NET PTS	HOME	AWAY	CONF	DIV	STREAK
Kansas City Chiefs	6	4	0	.600	262	241	21	3-2-0	3-2-0	2-4-0	1-1-0	Won 3
Los Angeles Chargers	5	4	0	.556	219	228	-9	2-3-0	3-1-0	3-2-0	2-0-0	Lost 1
Las Vegas Raiders	5	4	0	.556	210	230	-20	3-2-0	2-2-0	4-2-0	1-2-0	Lost 2
Denver Broncos	5	5	0	.500	200	183	17	2-3-0	3-2-0	2-4-0	0-1-0	Lost 1
NATIONAL FOOTBALL CONFERENCE												
EAST DIVISION												
TEAM	W	L	T	PCT	PF	PA	NET PTS	HOME	AWAY	CONF	DIV	STREAK
Dallas Cowboys	7	2	0	.778	284	195	89	4-1-0	3-1-0	5-1-0	2-0-0	Won 1
Philadelphia Eagles	4	6	0	.400	257	231	26	0-4-0	4-2-0	3-3-0	0-1-0	Won 1
Washington Football Team	3	6	0	.333	185	246	-61	2-3-0	1-3-0	3-2-0	1-0-0	Won 1
New York Giants	3	6	0	.333	179	216	-37	2-3-0	1-3-0	2-4-0	0-2-0	Won 1
NORTH DIVISION												
TEAM	W	L	T	PCT	PF	PA	NET PTS	HOME	AWAY	CONF	DIV	STREAK
Green Bay Packers	8	2	0	.800	216	180	36	4-0-0	4-2-0	6-1-0	2-0-0	Won 1
Minnesota Vikings	4	5	0	.444	221	211	10	2-2-0	2-3-0	3-2-0	1-0-0	Won 1
Chicago Bears	3	6	0	.333	150	224	-74	2-2-0	1-4-0	1-4-0	1-1-0	Lost 4
Detroit Lions	0	8	1	.056	150	260	-110	0-4-0	0-4-1	0-6-0	0-3-0	Tie 1
SOUTH DIVISION												
TEAM	W	L	T	PCT	PF	PA	NET PTS	HOME	AWAY	CONF	DIV	STREAK
Tampa Bay Buccaneers	6	3	0	.667	279	212	67	4-0-0	2-3-0	4-3-0	1-1-0	Lost 2
New Orleans Saints	5	4	0	.556	222	178	44	2-2-0	3-2-0	4-3-0	1-2-0	Lost 2
Carolina Panthers	5	5	0	.500	205	193	12	2-3-0	3-2-0	3-4-0	2-0-0	Won 1
Atlanta Falcons	4	5	0	.444	178	263	-85	1-3-0	3-2-0	2-5-0	1-2-0	Lost 1
WEST DIVISION												
TEAM	W	L	T	PCT	PF	PA	NET PTS	HOME	AWAY	CONF	DIV	STREAK
Arizona Cardinals	8	2	0	.800	287	189	98	3-2-0	5-0-0	4-2-0	3-0-0	Lost 1
Los Angeles Rams	7	3	0	.700	271	227	44	3-2-0	4-1-0	5-2-0	1-2-0	Lost 2
San Francisco 49ers	4	5	0	.444	216	212	4	1-4-0	3-1-0	4-4-0	1-3-0	Won 1
Seattle Seahawks	3	6	0	.333	181	186	-5	1-3-0	2-3-0	1-4-0	1-1-0	Lost 1

Steelers 2021 Regular Season Record When...			
Category	2021 Season W-L	Category	2021 Season W-L
Steelers at Heinz Field	3-2	In September	1-2
Steelers on the Road	2-1	In October	3-1
Steelers on Grass	4-3	In November	1-0
Steelers on Artificial Turf	1-0	In December	0-0
Steelers in Domes	0-0	In January	0-0
Steelers in Retractable Roof Stadiums	0-0		
Steelers Outdoors	1-0	On Sunday Night	1-0
Steelers Indoors	0-0	On Thursday Night	0-0
Heinz Field Roof Open	0-0	On Monday Night	1-0
Heinz Field Roof Closed	0-0	On Saturday	0-0
Steelers Score First	3-1	Day Games	3-3
Opponent Scores First	2-2	Kickoff at 12:00 EST	0-0
Steelers Score on First Possession	2-1	Kickoff at 3:00/3:05/3:15/3:35 EST	0-0
Steelers Score 20 or More Points	4-0	Night Games	2-0
Steelers Score 19 or Less Points	1-3		
Steelers Allow 20 or More	2-3	vs. AFC North Overall	1-1
Steelers Allow 19 or Less Points	3-0	vs. AFC North at Home	0-1
		vs. AFC North on the Road	1-0
Steelers Lead after 1st Quarter	2-1	vs. AFC	3-2
Steelers Trail after 1st Quarter	2-2	vs. AFC East	1-0
Score Tied after 1st Quarter	1-0	vs. AFC South	0-0
Steelers Lead at Halftime	3-0	vs. AFC West	1-1
Steelers Trail at Halftime	1-3		
Score Tied at Halftime	1-0	vs. NFC	2-1
Steelers Lead after 3rd Quarter	3-0	vs. NFC East	0-0
Steelers Trail after 3rd Quarter	2-3	vs. NFC South	0-0
Score Tied after 3rd Quarter	0-0	vs. NFC North	1-1
Game Goes to Overtime	1-0	vs. NFC West	1-0
Steelers Have + Turnover Ratio	3-0		
Steelers Have - Turnover Ratio	0-3		
Turnover Ratio Even	2-0		
Steelers Have 30:00+ Top	4-1		
Steelers Have Less than 30:00 Top	1-2		
Steelers Have 100-Yard Rusher	1-0		
Steelers Have 300 Net Passing Yards	0-0		
Steelers Have 1 100-Yard Receiver	1-2		
Steelers Have 2 100-Yard Receivers	0-0		
Steelers Win Coin Toss	3-0		
Steelers Lose Coin Toss	2-3		

NO.	NAME	POS	HT	WT	DOB	EXP	COLLEGE	HOMETOWN	HOW ACQ
27	Allen, Marcus	LB	6-2	215	8/7/1996	2	Penn State	Silver Spring, MD	D5a '18
29	Ballage, Kalen	RB	6-2	231	12/22/1995	4	Arizona State	Falcon, Colo.	FA '20
72	Banner, Zach	OT	6-8	335	12/25/1993	5	USC	Lakewood, WA	FA '19
9	Boswell, Chris	K	6-2	185	3/16/1991	7	Rice	Fort Worth, TX	FA '15
96	Buggs, Isaiah	DE	6-3	295	8/24/1996	3	Alabama	Ruston, LA	D6b '19
55	Bush, Devin	LB	5-11	234	7/18/1998	3	Michigan	Pembroke Pines, FL	D1 '19
98	Charlton, Taco	DE	6-6	270	11/7/1994	5	Michigan	Pickerington, OH	FA '21
11	Claypool, Chase	WR	6-4	238	7/7/1998	2	Notre Dame	Abbotsford, British Columbia, Canada	D2 '20
69	Dotson, Kevin	OL	6-4	321	9/18/1996	2	Louisiana	Plaquemine, LA	D4b '20
85	Ebron, Eric	TE	6-4	253	4/10/1993	8	North Carolina	Newark, NJ	UFA '20
34	Edmunds, Terrell	S	6-1	217	1/20/1997	4	Virginia Tech	Danville, VA	D1 '18
67	Finney, B.J.	C/G	6-4	318	10/26/1991	6	Kansas State	Wichita, KS	UDFA '15
88	Freiermuth, Pat	TE	6-5	258	10/25/1998	R	Penn State	Merrimac, MA	D2 '21
81	Gentry, Zach	TE	6-8	265	9/10/1996	3	Michigan	Albuquerque, NM	D5 '19
54	Gilbert III, Ulysees	ILB	6-0	230	8/9/1997	3	Akron	Ocala, FL	D6c '19
53	Green, Kendrick	C	6-4	315	12/22/1998	R	Illinois	Peoria, IL	D3 '21
23	Haden, Joe	CB	5-11	195	4/14/1989	12	Florida	Fort Washington, MD	FA '17
71	Haeg, Joe	T	6-6	298	3/11/1993	6	North Dakota State	Lake Shore, MN	UFA '21
22	Harris, Najee	RB	6-1	232	3/9/1998	R	Alabama	Antioch, CA	D1 '21
3	Harris III, Pressley	P	6-0	255	9/17/1998	R	Georgia Tech	Acolu, SC	D7b '21
3	Haskins, Dwayne	QB	6-4	230	5/3/1987	3	Ohio State	Highland Park, NJ	FA '21
60	Hassenaue, J.C.	C	6-2	295	9/15/1995	3	Alabama	Woodbury, MN	FA '19
97	Heyward, Cameron	DT	6-5	295	5/6/1989	11	Ohio State	Pittsburgh, PA	D1 '11
46	Highsmith, Alex	LB	6-4	242	8/7/1997	2	Charlotte	Wilmington, NC	D3b '20
55	Johnson, Buddy	LB	6-2	240	2/27/1999	R	Texas A&M	Dallas, TX	D4b '21
18	Johnson, Dontae	WR	5-10	183	7/5/1996	3	Toledo	Ruskin, FL	D3a '19
28	Killebrew, Miles	S	6-2	222	5/10/1993	6	Southern Utah	Henderson, NV	D4 '16
46	Kuntz, Christian	LS	6-1	228	4/13/1994	1	Duquesne	Pittsburgh, PA	FA '20
31	Layne, Justin	CB	6-2	192	1/12/1998	3	Michigan State	Cleveland, OH	D3b '19
92	Loudermilk, Isaiah	DE	6-7	240	10/10/1997	R	Wisconsin	Howard, KN	D5 '21
35	Maulet, Arthur	CB	5-10	190	7/13/1993	5	Memphis	New Orleans, LA	FA '21
14	McCloud, Ray-Ray	WR	5-9	190	10/15/1996	4	Clemson	Tampa, FL	FA '20
26	McFarland Jr., Anthony	RB	5-8	193	3/4/1999	2	Maryland	Hyattsville, MD	D4a '20
99	Mondeaux, Henry	DE	6-4	280	9/19/1995	2	Oregon	Portland, OR	FA '19
65	Moore Jr., Dan	OT	6-5	315	9/28/1998	R	Texas A&M	Beaumont, TX	D4a '21
21	Norwood, Tre	DB	6-0	194	4/19/1997	R	Oklahoma	Fort Smith, AR	D7a '21
76	Okorafor, Chukwuma	OL	6-6	320	8/8/1997	4	Western Michigan	Southfield, MI	D3b '18
42	Pierre, James	CB	6-2	185	9/16/1996	2	Florida	Deerfield Beach, FL	UDFA '20
25	Rudolph, Mason	QB	6-5	235	6/17/1995	4	Oklahoma State	Rock Hill, SC	D3a '18
93	Schobert, Joe	LB	6-1	240	11/6/1993	6	Wisconsin	Waukesha, Wis.	TR '21 (JAX)
24	Snell Jr., Benny	RB	5-10	224	2/26/1998	3	Kentucky	Columbus, OH	D4 '19
41	Spillane, Robert	LB	6-1	229	12/14/1995	3	Western Michigan	Oak Park, IL	FA '19
20	Sutton, Cameron	CB	5-11	188	2/27/1995	5	Tennessee	Jonesboro, GA	D3a '17
51	Turner, Trai	G	6-3	315	6/14/1993	8	Louisiana State	New Orleans, LA	FA '21
48	Tuszka, Derrek	OLB	6-5	246	7/11/1996	2	North Dakota State	Warner, S.D.	D7b '20
13	Washington, James	WR	5-11	213	4/2/1996	4	Oklahoma State	Stamford, TX	D2 '18
44	Watt, Derek	FB	6-2	234	11/7/1992	6	Wisconsin	Pewaukee, WI	UFA '20
90	Watt, T.J.	LB	6-4	252	10/11/1994	5	Wisconsin	Pewaukee, WI	D1 '17
15	White, Cody	WR	6-3	215	11/28/1998	1	Michigan State	Novi, MI	FA '20
25	Witherspoon, Ahkello	CB	6-2	195	3/21/1995	5	Colorado	Sacramento, CA	TR '21 (SEA)
95	Wormley, Chris	DL	6-5	300	10/25/1993	5	Michigan	Toledo, OH	TR '20 (BAL)

Injured Reserve (6)

94	Alualu, Tyson	DE	6-3	304	5/12/1987	11	California	Honolulu, HI	UFA '17
93	Christmas, Demarcus	DT	6-3	302	7/4/1995	1	Florida State	Sarasota, FL	FA '20
73	Davis, Carlos	DT	6-2	320	8/22/1996	2	Nebraska	Blue Springs, MO	D7 '20
5	Dobbs, Joshua	QB	6-3	210	1/26/1995	4	Tennessee	Alpharetta, GA	D4 '17
19	Smith-Schuster, JuJu	WR	6-1	215	11/22/1996	5	USC	Long Beach, CA	D2 '17
91	Tuitt, Stephon	DE	6-6	303	5/23/1993	8	Notre Dame	Miami, FL	D2 '14

Practice Squad (16)

61	Archibong, Daniel	DL	6-6	307	9/12/1997	R	Temple	Springfield, Pa.	FA '21
68	Davis, Khalil	DT	6-1	308	8/22/1996	2	Nebraska	Blue Springs, MO	W-21 (TB)
33	Edmunds, Trey	RB	6-2	223	12/30/1994	3	Maryland	Danville, VA	UDFA '18
74	Green, Chaz	T	6-5	318	4/8/1992	6	Florida	Ocala, FL	UFA '21
8	Joseph, Karl	S	5-10	200	9/8/1993	6	West Virginia	Tampa, Fla.	FA '21
77	Legue, John	T	6-7	310	4/17/1996	1	Tulane	Alexandria, LA	FA '20
17	Miller, Anthony	WR	5-11	199	10/9/1994	4	Memphis	Memphis, Tenn.	FA '21
10	Morgan, James	QB	6-4	230	2/28/1997	2	Florida International	Green Bay, WI	FA '21
64	Pridgeon, Malcolm	G	6-7	310	1/20/1995	R	Ohio State	Central Islip, N.Y.	FA '21
87	Rader, Kevin	TE	6-4	250	4/26/1995	1	Youngstown State	Pittsburgh, PA	FA '19
50	Scott, Delontae	LB	6-5	246	1/21/1997	1	SMU	Irving, Texas	FA '20
82	Sims, Steven	WR	5-10	176	3/31/1997	2	Kansas	Houston, TX	FA '21
47	Stephens, Linden	DB	6-0	193	3/21/1995	3	Cincinnati	Cuvid, OH	FA '21
39	Steiner, Donovan	S	6-2	210	2/11/1999	R	Florida	Houston, TX	UDFA '21
49	Tuitt-Mariner, Jacob	OLB	6-2	285	7/25/1996	3	UCLA	Corona, Calif.	PS '18
80	Vaughns, Tyler	WR	6-2	184	6/1/1997	R	USC	Pasadena, CA	FA '21

Practice Squad Injured (1)

84	Bussey, Rico	WR	6-2	190	2/25/1998	R	Hawaii	Lawton, OK	UDFA '21
----	--------------	----	-----	-----	-----------	---	--------	------------	----------

Reserve/COVID-19 (2)

39	Fitzpatrick, Minkah	S	6-1	207	11/17/1996	4	Alabama	Old Bridge, NJ	TR '19 (MIA)
7	Roethlisberger, Ben	QB	6-5	240	3/2/1982	18	Miami (OH)	Findlay, OH	D1 '04

Reserve/Retired (1)

98	Williams, Vince	LB	6-1	233	12/27/1989	9	Florida State	Davenport, FL	D6b '13
----	-----------------	----	-----	-----	------------	---	---------------	---------------	---------

COACHING STAFF

HEAD COACH: Mike Tomlin

ASSISTANTS: John Mitchell (Asst. Head Coach); Keith Butler (Defensive Coordinator); Matt Canada (Offensive Coordinator); Danny Smith (Special Teams Coordinator); Teryl Austin (Senior Defensive Assistant/Secondary); Grady Brown (Secondary); Karl Dunbar (Defensive Line); Eddie Faulkner (Running Backs); Ike Hillard (Wide Receivers); Adrian Klemm (Offensive Line); Denzel Martin (Assistant Defensive Linebackers); Chris Morgan (Assistant Offensive Line); Jerry Olsavsky (Inside Linebackers); Alfredo Roberts (Tight Ends); Blaine Stewart (Assistant Wide Receivers); Mike Sullivan (Quarterbacks); Matt Tomsho (Quality Control); Garrett Gionmont (Senior Conditioning Coordinator); Marcel Pastoor (Head Strength & Conditioning Coach); Rodain Delus (Strength & Conditioning Assistant)

NO.	NAME	POS	HT	WT	DOB	EXP	COLLEGE	HOMETOWN	HOW ACQ
2	Rudolph, Mason	QB	6-5	235	6/17/1995	4	Oklahoma State	Rock Hill, SC	D3a '18
3	Haskins, Dwayne	QB	6-4	230	5/3/1997	3	Ohio State	Highland Park, NJ	FA '21
6	Harvin III, Pressley	P	6-0	255	9/12/1998	R	Georgia Tech	Atlanta, SC	D7b '21
9	Boswell, Chris	K	6-2	185	3/16/1991	7	Rice	Fort Worth, TX	FA '15
11	Claypool, Chase	WR	6-4	238	7/7/1998	2	Notre Dame	Abbotsford, British Columbia, Canada	D2 '20
13	Washington, James	WR	5-11	213	4/22/1996	4	Oklahoma State	Stamford, TX	D2 '18
14	McCloud, Ray-Ray	WR	5-9	190	10/15/1996	4	Clemson	Tampa, FL	FA '20
15	White, Cody	WR	6-3	215	11/28/1998	1	Michigan State	Novi, MI	FA '20
18	Johnson, Dontae	WR	5-10	183	7/5/1996	3	Toledo	Ruskin, FL	D3a '19
20	Sutton, Cameron	CB	5-11	188	2/27/1995	5	Tennessee	Jonesboro, GA	D3a '17
21	Norwood, Tre	DB	6-0	194	4/19/1999	R	Oklahoma	Fort Smith, AR	D7a '21
22	Harris, Najee	RB	6-1	232	3/9/1998	R	Alabama	Antioch, CA	D1 '21
23	Haden, Joe	CB	5-11	195	4/14/1998	12	Florida	Fort Washington, MD	FA '17
24	Snell Jr., Benny	RB	5-10	224	2/26/1998	3	Kentucky	Columbus, OH	D4 '19
25	Witherspoon, Ahkello	CB	6-2	195	3/21/1995	5	Colorado	Sacramento, CA	TR '21 (SEA)
26	McFarland Jr., Anthony	RB	5-8	193	3/4/1999	2	Maryland	Hyattsville, MD	D4a '20
27	Allen, Marcus	LB	6-2	215	8/7/1996	2	Penn State	Silver Spring, MD	D5a '18
28	Killebrew, Miles	S	6-2	222	5/10/1993	6	Southern Utah	Henderson, NV	D4 '16
29	Ballage, Kalen	RB	6-2	231	12/22/1995	4	Arizona State	Falcon, Colo.	FA '20
31	Layne, Justin	CB	6-2	192	1/12/1998	3	Michigan State	Cleveland, OH	D3b '19
34	Edmunds, Terrell	S	6-1	217	1/20/1997	4	Virginia Tech	Danville, VA	D1 '18
35	Maulet, Arthur	CB	5-10	190	7/13/1993	5	Memphis	New Orleans, LA	FA '21
41	Spillane, Robert	LB	6-1	229	12/14/1995	3	Western Michigan	Oak Park, IL	FA '19
42	Pierre, James	CB	6-2	185	9/16/1996	2	Florida Atlantic	Deerfield Beach, FL	UDFA '20
44	Watt, Derek	FB	6-2	234	1/17/1992	6	Wisconsin	Pewaukee, WI	UFA '20
45	Johnson, Buddy	LB	6-2	240	2/27/1999	R	Texas A&M	Dallas, TX	D4b '21
46	Kuntz, Christian	LS	6-1	228	4/13/1994	1	Duquesne	Pittsburgh, PA	FA '20
48	Tuszka, Derrek	OLB	6-5	246	7/11/1996	2	North Dakota State	Warner, S.D.	D7b '20
51	Turner, Trai	G	6-3	315	6/14/1998	8	Louisiana State	New Orleans, LA	FA '21
53	Grier, Kendrick	C	6-4	315	12/22/1998	2	Illinois	Peoria, IL	FA '21
54	Gilbert III, Ulseyes	ILB	6-0	230	8/9/1997	3	Akron	Ocala, FL	D6c '19
55	Bush, Devin	LB	5-11	234	7/18/1998	3	Michigan	Pembroke Pines, FL	D1 '19
56	Highsmith, Alex	LB	6-4	242	8/7/1997	2	Charlotte	Wilmington, NC	D3 '20
60	Hassenauey, J.C.	C	6-2	295	9/15/1995	2	Alabama	Woodbury, MN	FA '19
65	Moore Jr., Dan	OT	6-5	315	9/28/1998	R	Texas A&M	Beaumont, TX	D4a '21
67	Finney, B.J.	C/G	6-4	318	10/26/1991	6	Kansas State	Wichita, KS	UDFA '15
69	Dotson, Kevin	OL	6-4	321	9/18/1996	2	Louisiana	Plaquemine, LA	D4b '20
71	Haeg, Joe	T	6-6	298	3/11/1993	6	North Dakota State	Lake Shore, MN	UFA '21
72	Banner, Zach	OT	6-8	335	12/25/1993	5	USC	Lakewood, WA	FA '19
76	Okorafor, Chukwuma	OL	6-6	320	8/8/1997	4	Western Michigan	Southfield, MI	D3b '18
81	Gentry, Zach	TE	6-8	265	9/10/1996	3	Michigan	Albuquerque, NM	D5 '19
85	Ebron, Eric	TE	6-4	253	4/10/1993	8	North Carolina	Newark, NJ	UFA '20
88	Freiermuth, Pat	TE	6-5	258	10/25/1998	R	Penn State	Alexandria, MA	FA '21
90	Watt, T.J.	LB	6-4	252	10/11/1996	5	Wisconsin	Pewaukee, WI	D1 '17
92	Loudermilk, Isaiahh	DE	6-7	240	10/10/1997	R	Wisconsin	Howard, KN	D5 '21
93	Schobert, Joe	LB	6-1	240	11/6/1993	6	Wisconsin	Waukesha, Wis.	TR '21 (JAX)
95	Wormley, Chris	DL	6-5	300	10/25/1993	5	Michigan	Toledo, OH	TR '20 (BAL)
96	Bugbs, Isaiah	DE	6-3	295	8/24/1996	3	Alabama	Ruston, LA	D6b '19
97	Heyward, Cameron	DT	6-5	295	5/6/1989	11	Ohio State	Pittsburgh, PA	D1 '11
98	Charlton, Taco	DE	6-6	270	11/7/1994	5	Michigan	Pickerington, OH	FA '21
99	Mondeaux, Henry	DE	6-4	280	9/19/1995	2	Oregon	Portland, OR	FA '19

Practice Squad (16)

8	Joseph, Karl	S	5-10	200	9/8/1993	6	West Virginia	Orlando, Fla.	FA '21
10	Morgan, James	QB	6-4	230	2/28/1997	2	Florida International	Green Bay, WI	FA '21
17	Miller, Anthony	WR	5-11	199	10/9/1994	4	Memphis	Memphis, Tenn.	FA '21
33	Edmunds, Trey	RB	6-2	223	12/30/1994	3	Maryland	Danville, VA	UDFA '18
37	Stiner, Donovan	S	6-2	210	2/11/1999	R	Florida	Houston, TX	UDFA '21
40	Stephens, Linden	DB	6-0	193	3/21/1995	3	Cincinnati	Euclid, OH	FA '21
49	Tuioti-Mariner, Jacob	OLB	6-2	285	7/25/1996	3	UCLA	Corona, Calif.	PS '18
50	Scott, Delontae	LB	6-5	246	1/21/1997	1	SMU	Irving, Texas	FA '21
61	Archibong, Daniel	DL	6-6	307	9/12/1997	R	Temple	Springfield, Pa.	FA '21
64	Pridgeon, Malcolm	G	6-7	310	1/20/1995	R	Ohio State	Central Islip, N.Y.	FA '21
68	Davis, Khalil	DT	6-1	308	8/22/1996	2	Nebraska	Blue Springs, MO	W-21 (TB)
74	Green, Chaz	T	6-5	318	4/8/1992	6	Florida	Tampa, FL	UFA '21
77	Legue, John	T	6-7	310	4/17/1996	1	Tulane	Alexandria, LA	FA '20
80	Vaughns, Tyler	WR	6-2	184	6/1/1997	R	USC	Pasadena, CA	FA '21
82	Sims, Steven	WR	5-10	176	3/31/1997	2	Kansas	Houston, TX	FA '21
87	Rader, Kevin	TE	6-4	250	4/26/1995	1	Youngstown State	Pittsburgh, PA	FA '19

Injured Reserve (6)

5	Dobbie, Joshua	QB	6-3	210	1/26/1995	4	Tennessee	Alpharetta, GA	D4 '17
19	Smith-Schuster, JuJu	WR	6-1	215	11/22/1996	5	USC	Long Beach, CA	D2 '17
73	Davis, Carlos	DT	6-2	320	8/22/1996	2	Nebraska	Blue Springs, MO	D7 '20
91	Tuitt, Stephon	DE	6-6	303	5/23/1993	8	Notre Dame	Miami, FL	D2 '14
93	Christmas, Demarcus	DT	6-3	302	7/4/1995	1	Florida State	Sarasota, FL	FA '20
94	Alualu, Tyson	DE	6-3	304	5/12/1987	11	California	Honolulu, HI	UFA '17

Reserve/COVID-19 (2)

7	Roethlisberger, Ben	QB	6-5	240	3/2/1982	18	Miami (OH)	Findlay, OH	D1 '04
39	Fitzpatrick, Minkah	S	6-1	207	11/17/1996	4	Alabama	Old Bridge, NJ	TR '19 (MIA)

COACHING STAFF

HEAD COACH: Mike Tomlin

ASSISTANTS: John Mitchell (Asst. Head Coach); Keith Butler (Defensive Coordinator); Matt Canada (Offensive Coordinator); Danny Smith (Special Teams Coordinator); Teryl Austin (Senior Defensive Assistant/Secondary); Grady Brown (Secondary); Karl Dunbar (Defensive Line); Eddie Faulkner (Running Backs); Ike Hillard (Wide Receivers); Adrian Klemm (Offensive Line); Denzel Martin (Assistant Outside Linebackers); Chris Morgan (Assistant Offensive Line); Jerry Disavsky (Inside Linebackers); Alfredo Roberts (Tight Ends); Blaine Stewart (Assistant Wide Receivers); Mike Sullivan (Quarterbacks); Matt Tomsho (Quality Control); Garrett Gionmont (Senior Conditioning Coordinator); Marcel Pastoor (Head Strength & Conditioning Coach); Rodain Delus (Strength & Conditioning Assistant)

QUARTERBACKS (2)

2 Mason Rudolph	QB	3 Dwayne Haskins	QB
-----------------------	----	------------------------	----

RUNNING BACKS (5)

22 Najee Harris	RB	24 Benny Snell Jr.	RB
26 Anthony McFarland Jr.	RB	29 Kalen Ballage	RB
44 Derek Watt	FB		

WIDE RECEIVERS (5)

11 Chase Claypool	WR	13 James Washington	WR
14 Ray-Ray McCloud	WR	15 Cody White	WR
18 Diontae Johnson	WR		

TIGHT ENDS (3)

81 Zach Gentry	TE	85 Eric Ebron	TE
88 Pat Freiermuth	TE		

OFFENSIVE LINE (9)

51 Trai Turner	G	53 Kendrick Green	C
60 J.C. Hassenauer	C	65 Dan Moore Jr.	OT
67 B.J. Finney	C/G	69 Kevin Dotson	OL
71 Joe Haeg	T	72 Zach Banner	OT
76 Chukwuma Okorafor	OL		

LINEBACKERS (9)

27 Marcus Allen	LB	41 Robert Spillane	LB
45 Buddy Johnson	LB	48 Derrek Tuszka	OLB
54 Ulysees Gilbert III	ILB	55 Devin Bush	LB
56 Alex Highsmith	LB	90 T.J. Watt	LB
93 Joe Schobert	LB		

DEFENSIVE BACKS (9)

20 Cameron Sutton	CB	21 Tre Norwood	DB
23 Joe Haden	CB	25 Ahkello Witherspoon	CB
28 Miles Killebrew	S	31 Justin Layne	CB
34 Terrell Edmunds	S	35 Arthur Maulet	CB
42 James Pierre	CB		

DEFENSIVE LINE (6)

92 Isaiahh Loudermilk	DE	95 Chris Wormley	DL
96 Isaiah Buggs	DE	97 Cameron Heyward	DT
98 Taco Charlton	DE	99 Henry Mondeaux	DE

SPECIALISTS (3)

6 Pressley Harvin III	P	9 Chris Boswell	K
46 Christian Kuntz	LS		

2021 PITTSBURGH STEELERS EXPERIENCE (AS OF NOVEMBER 21, 2021)

NO	NAME	POS	HT	WT	DOB	AGE	EXP	COLLEGE	HOMETOWN	HOW ACQ	GP	GS	DPN	INA
EIGHTEENTH SEASON (1)														
7	Ben Roethlisberger	QB	6-5	240	03/02/82	39	18	Miami (OH)	Findlay, OH	D1 '04	8	8	0	0
TWELFTH SEASON (1)														
23	Joe Haden	CB	5-11	195	04/14/89	32	12	Florida	Fort Washington, MD	FA '17	8	8	0	1
ELEVENTH SEASON (2)														
97	Cameron Heyward	DT	6-5	295	05/06/89	32	11	Ohio State	Pittsburgh, PA	D1 '11	9	9	0	0
94	Tyson Alualu	DE	6-3	304	05/12/87	34	11	California	Honolulu, HI	UFA '17	2	2	0	0
EIGHTH SEASON (3)														
85	Eric Ebron	TE	6-4	253	04/10/93	28	8	North Carolina	Newark, NJ	UFA '20	7	2	0	2
91	Stephon Tuitt	DE	6-6	303	05/23/93	28	8	Notre Dame	Miami, FL	D2 '14	0	0	0	0
51	Trai Turner	G	6-3	315	06/14/93	28	8	Louisiana State	New Orleans, LA	FA '21	9	9	0	0
SEVENTH SEASON (1)														
9	Chris Boswell	K	6-2	185	03/16/91	30	7	Rice	Fort Worth, TX	FA '15	9	0	0	0
SIXTH SEASON (7)														
67	B.J. Finney	C/G	6-4	318	10/26/91	30	6	Kansas State	Wichita, KS	UDFA '15	4	0	4	1
74	Chaz Green	T	6-5	318	04/08/92	29	6	Florida	Tampa, FL	FA '21	1	0	0	0
44	Derek Watt	FB	6-2	234	11/07/92	29	6	Wisconsin	Pewaukee, WI	FA '20	9	2	0	0
71	Joe Haeg	T	6-6	298	03/11/93	28	6	North Dakota State	Lake Shore, MN	UFA '21	7	1	2	0
93	Joe Schobert	LB	6-1	240	11/06/93	28	6	Wisconsin	Waukesha, Wis.	TR '21 (JAX)	9	9	0	0
8	Karl Joseph	S	5-10	200	09/08/93	28	6	West Virginia	Orlando, Fla.	FA '21	1	0	0	0
28	Miles Killebrew	S	6-2	222	05/10/93	28	6	Southern Utah	Henderson, NV	D4 '16	9	0	0	0
FIFTH SEASON (8)														
25	Akhello Witherspoon	CB	6-2	195	03/21/95	26	5	Colorado	Sacramento, CA	TR '21 (SEA)	1	0	0	8
35	Arthur Maulet	CB	5-10	190	07/13/93	28	5	Memphis	New Orleans, LA	FA '21	9	1	0	0
20	Cameron Sutton	CB	5-11	188	02/27/95	26	5	Tennessee	Jonesboro, GA	D3a '17	8	8	0	1
95	Chris Wormley	DL	6-5	300	10/25/93	28	5	Michigan	Toledo, OH	TR '20 (BAL)	9	8	0	0
19	Juju Smith-Schuster	WR	6-1	215	11/22/96	24	5	USC	Long Beach, CA	D2 '17	5	5	0	0
90	T.J. Watt	LB	6-4	252	10/11/94	27	5	Wisconsin	Pewaukee, WI	D1 '17	8	8	0	1
98	Taco Charlton	DE	6-6	270	11/07/94	27	5	Michigan	Pickerington, OH	FA '21	3	0	0	0
72	Zach Banner	OT	6-8	335	12/25/93	27	5	USC	Lakewood, WA	FA '19	1	0	0	3
FOURTH SEASON (9)														
17	Anthony Miller	WR	5-11	199	10/09/94	27	4	Memphis	Memphis, Tenn.	FA '21	2	0	0	2
76	Chukwuma Okorafor	OL	6-6	320	08/08/97	24	4	Western Michigan	Southfield, MI	D3b '18	8	8	0	1
13	James Washington	WR	5-11	213	04/02/96	25	4	Oklahoma State	Stamford, TX	D2 '18	8	2	0	1
5	Joshua Dobbs	QB	6-3	210	01/26/95	26	4	Tennessee	Alpharetta, GA	D4 '17	0	0	0	0
29	Kalen Ballage	RB	6-2	231	12/22/95	25	4	Arizona State	Falcon, Colo.	FA '20	9	0	0	0
2	Mason Rudolph	QB	6-5	235	06/17/95	26	4	Oklahoma State	Rock Hill, SC	D3a '18	1	1	8	0
39	Minkah Fitzpatrick	S	6-1	207	11/17/96	24	4	Alabama	Old Bridge, NJ	TR '19 (MIA)	9	9	0	0
14	Ray-Ray McCloud	WR	5-9	190	10/15/96	25	4	Clemson	Tampa, FL	FA '20	9	2	0	0
34	Terrell Edmunds	S	6-1	217	01/20/97	24	4	Virginia Tech	Danville, VA	D1 '18	9	9	0	0
THIRD SEASON (12)														
24	Benny Snell Jr.	RB	5-10	224	02/26/98	23	3	Kentucky	Columbus, OH	D4 '19	9	0	0	0
55	Devlin Bush	LB	5-11	234	07/18/98	23	3	Michigan	Pembroke Pines, FL	D1 '19	8	8	0	1
18	Diontae Johnson	WR	5-10	183	07/05/96	25	3	Toledo	Ruskin, FL	D3a '19	8	7	0	1
3	Dwayne Haskins	QB	6-4	230	05/03/97	24	3	Ohio State	Highland Park, NJ	FA '21	0	0	0	8
96	Isaiah Bugbs	DE	6-3	295	08/24/96	25	3	Alabama	Ruston, LA	D6b '19	9	5	0	0
49	Jacob Tuitt-Mariner	OLB	6-2	285	07/25/96	25	3	UCLA	Corona, Calif.	PS '18	6	0	0	2
31	Justin Layne	CB	6-2	192	01/12/98	23	3	Michigan State	Cleveland, OH	D3b '19	9	0	0	0
40	Linden Stephens	DB	6-0	193	03/21/95	26	3	Cincinnati	Eucild, OH	FA '21	0	0	0	0
41	Robert Spillane	LB	6-1	229	12/14/95	25	3	Western Michigan	Oak Park, IL	FA '19	8	1	0	1
33	Trey Edmunds	RB	6-2	223	12/30/94	26	3	Maryland	Danville, VA	UDFA '18	0	0	0	0
54	Ulysees Gilbert III	ILB	6-0	230	08/09/97	24	3	Akron	Ocala, FL	D6c '19	9	0	0	0
81	Zach Gentry	TE	6-8	265	09/10/96	25	3	Michigan	Albuquerque, NM	D5 '19	9	5	0	0
SECOND SEASON (13)														
56	Alex Highsmith	LB	6-4	242	08/07/97	24	2	Charlotte	Wilmington, NC	D3 '20	8	8	0	1
26	Anthony McFarland Jr.	RB	5-8	193	03/04/99	22	2	Maryland	Hyattsville, MD	D4a '20	1	0	0	2
73	Carlos Davis	DT	6-2	320	08/22/96	25	2	Nebraska	Blue Springs, MO	D7 '20	1	0	0	5
11	Chase Claypool	WR	6-4	238	07/07/98	23	2	Notre Dame	Abbotsford, British Columbia, Canada	D2 '20	7	6	0	2
48	Derrick Tuszka	OLB	6-5	246	07/11/96	25	2	North Dakota State	Warner, S.D.	D7b '20	7	0	0	0
99	Henry Mondeaux	DE	6-4	280	09/19/95	26	2	Oregon	Portland, OR	FA '19	7	0	0	0
60	J.C. Hassenaue	C	6-2	295	09/15/95	26	2	Alabama	Woodbury, MN	FA '19	9	0	0	0
10	James Morgan	QB	6-4	230	02/28/97	24	2	Florida International	Green Bay, WI	FA '21	0	0	0	0
42	James Pierre	CB	6-2	185	09/16/96	25	2	Florida Atlantic	Deerfield Beach, FL	UDFA '20	9	2	0	0
69	Kevin Dotson	OL	6-4	321	09/18/96	25	2	Louisiana	Plaquemine, LA	D4b '20	9	9	0	0
68	Khalil Davis	DT	6-1	308	08/22/95	25	2	Nebraska	Blue Springs, MO	W-21 (TB)	1	0	1	5
27	Marcus Allen	LB	6-2	215	08/07/96	25	2	Penn State	Silver Spring, MD	D5a '18	9	0	0	0
82	Steven Sims	WR	5-10	176	03/31/97	24	2	Kansas	Houston, TX	FA '21	1	0	0	0
FIRST SEASON (6)														
46	Christian Kuntz	LS	6-1	228	04/13/94	27	1	Duquesne	Pittsburgh, PA	FA '20	9	0	0	0
15	Cody White	WR	6-3	215	11/28/98	22	1	Michigan State	Novi, MI	FA '20	7	0	0	0
50	Deontae Scott	LB	6-5	246	01/21/97	24	1	SMU	Irving, Texas	FA '20	0	0	0	0
93	Demarcus Christmas	DT	6-3	302	07/04/95	26	1	Florida State	Sarasota, FL	FA '20	0	0	0	0
77	John Legue	T	6-7	310	04/17/96	25	1	Tulane	Alexandria, LA	FA '20	0	0	0	0
87	Kevin Rader	TE	6-4	250	04/26/95	26	1	Youngstown State	Pittsburgh, PA	FA '19	1	0	0	0
ROOKIE (12)														
45	Buddy Johnson	LB	6-2	240	02/27/99	22	R	Texas A&M	Dallas, TX	D4b '21	2	0	1	6
65	Dan Moore Jr.	OT	6-5	315	09/28/98	23	R	Texas A&M	Beaumont, TX	D4a '21	9	9	0	0
61	Daniel Archibong	DL	6-6	307	09/12/97	24	R	Temple	Springfield, Pa.	FA '21	0	0	0	0
3	Donovan Stiner	S	6-2	210	02/11/99	22	R	Florida	Houston, TX	UDFA '21	0	0	0	0
97	Isaiah Loundermilk	DE	6-7	240	10/10/97	24	R	Wisconsin	Howard, KN	D5 '21	8	0	0	1
53	Kendrick Green	C	6-4	315	12/22/98	22	R	Illinois	Peoria, IL	D3 '21	9	9	0	0
64	Malcolm Pridgeon	G	6-7	310	01/20/95	26	R	Ohio State	Central Islip, N.Y.	FA '21	0	0	0	0
22	Najee Harris	RB	6-1	232	03/09/98	23	R	Alabama	Antioch, CA	D1 '21	9	9	0	0
88	Pat Freiermuth	TE	6-5	258	10/25/98	23	R	Penn State	Merrimac, MA	D2 '21	9	5	0	0
6	Pressley Harvin III	P	6-0	255	09/17/98	23	R	Georgia Tech	Alcou, SC	D7b '21	9	0	0	0
21	Tre Norwood	DB	6-0	194	04/19/99	22	R	Oklahoma	Fort Smith, AR	D7a '21	9	2	0	0
80	Tyler Vaughns	WR	6-2	184	06/01/97	24	R	USC	Pasadena, CA	FA '21	0	0	0	0

YEAR	DRAFTTEES (28)	FREE AGENTS (16)	COLLEGE FREE AGENTS (2)	TRADES/WAIVERS (3)
2021	RB Najee Harris (1) TE Pat Freiermuth (2) C Kendrick Green (3) OT Dan Moore Jr. (4a) LB Buddy Johnson (4b) DE Isaiahh Loudermilk (5) DB Tre Norwood (7a) P Pressley Harvin III (7b)	RB Kalen Ballage (FA '20) T Joe Haeg (UFA '21) QB Dwayne Haskins (FA '21) CB Arthur Maulet (FA '21) G Trai Turner (FA '21) OLB Derrek Tuszka (D7b '20)		LB Joe Schobert (TR '21 JAX) CB Ahkello Witherspoon (TR '21 SEA)
2020	WR Chase Claypool (2) LB Alex Highsmith (3) OL Kevin Dotson (4) RB Anthony McFarland Jr. (4)	DE Taco Charlton (FA '21) TE Eric Ebron (UFA '20) LS Christian Kuntz (FA '20) WR Ray-Ray McCloud (FA '20) FB Derek Watt (UFA '20) WR Cody White (FA '20)	CB James Pierre (UDFA '20)	DL Chris Wormley (TR '20 BAL)
2019	LB Devin Bush (1) WR Diontae Johnson (3) CB Justin Layne (3) RB Benny Snell Jr. (4) TE Zach Gentry (5) DE Isaiah Buggs (6) ILB Ulysees Gilbert III (6)	OT Zach Banner (FA '19) C J.C. Hassenauer (FA '19) DE Henry Mondeaux (FA '19) LB Robert Spillane (FA '19)		
2018	S Terrell Edmunds (1) WR James Washington (2) OL Chukwuma Okorafor (3) QB Mason Rudolph (3) LB Marcus Allen (5)			
2017	LB T.J. Watt (1) CB Cameron Sutton (3)			
2016	S Miles Killebrew (4)			
2015			C/G B.J. Finney (UDFA '15)	
2011	DT Cameron Heyward (1)			

(As of November 16, 2021)

OFFENSE

WR	13 James Washington	14 Ray-Ray McCloud	
WR	18 Diontae Johnson	15 Cody White	
WR	11 Chase Claypool	15 Cody White	
LT	65 <u>Dan Moore Jr.</u>	71 Joe Haeg	
LG	69 Kevin Dotson		
C	53 <u>Kendrick Green</u>	60 J.C. Hassenauer	
RG	51 Trai Turner	67 B.J. Finney	
RT	76 Chukwuma Okorafor	72 Zach Banner	
TE	85 Eric Ebron	-or- 88 <u>Pat Freiermuth</u>	81 Zach Gentry
QB	7 Ben Roethlisberger	2 Mason Rudolph	3 Dwayne Haskins
RB	22 <u>Najee Harris</u>	24 Benny Snell Jr.	29 Kalen Ballage
			26 Anthony McFarland Jr.
FB	44 Derek Watt		

DEFENSE

DT	97 Cameron Heyward	92 <u>Isaiah Luderer</u>	
DE	95 Chris Wormley		
NT	96 Isaiah Bugbs	99 Henry Mondeaux	
LOLB	90 T.J. Watt	98 Taco Charlton	48 Derrek Tuszka
LILB	55 Devin Bush	27 Marcus Allen	54 Ulysees Gilbert III
RILB	93 Joe Schobert	41 Robert Spillane	45 <u>Buddy Johnson</u>
ROLB	56 Alex Highsmith	98 Taco Charlton	48 Derrek Tuszka
LCB	23 Joe Haden	31 Justin Layne	25 Ahkello Witherspoon
RCB	20 Cameron Sutton	42 James Pierre	35 Arthur Maulet
SS	34 Terrell Edmunds	28 Miles Killebrew	
FS	39 Minkah Fitzpatrick	21 <u>Tre Norwood</u>	

SPECIALISTS

K	9 Chris Boswell		
H	6 <u>Pressley Harvin III</u>		
P	6 <u>Pressley Harvin III</u>		
LS	46 Christian Kuntz		
PR	14 Ray-Ray McCloud	18 Diontae Johnson	42 James Pierre
KR	14 Ray-Ray McCloud	24 Benny Snell Jr.	42 James Pierre

PRONUNCIATION GUIDE

Kalen Ballage	bull-ahGE	Chukwuma Okorafor	Chuck-WOO-muh oh-KOR-uh-for
Pat Freiermuth	Friar-mooth	Ben Roethlisberger	Roth-lis-ber-ger
Najee Harris	NAH-jee	Joe Schobert	SHOW-bert
Miles Killebrew	KILLA-brew	Robert Spillane	Spuh-LANE
Arthur Maulet	mah-LETT	Derrek Tuszka	TUSS-kuh
Henry Mondeaux	Mahn-doe	Ahkello Witherspoon	uh-KELL-oh

DATE	POS.	PLAYER	TRANSACTION	POS.	PLAYER	TRANSACTION
Mon., Nov. 15	S	Minkah Fitzpatrick	Placed on Reserve/COVID 19 List	QB	James Morgan	Signed to Practice Squad
	NT	Isaiah Mack	Released from Practice Squad			
Sun., Nov. 14	QB	Ben Roethlisberger	Placed on Reserve/COVID 19 List			
Sat., Nov. 13	WR	Steven Sims Sr.	Elevated to the Active/Inactive Roster			
Thu., Nov. 11	LB	Jacob Tuitt-Mariner	Signed to Practice Squad			
Tue., Nov. 9	K	Josh Lambo	Released from Practice Squad			
Mon., Nov. 8	TE	Kevin Rader	Elevated to the Active/Inactive Roster			
Tue., Nov. 2	LB	Taco Charlton	Promoted to 53-man Roster	K	Josh Lambo	Signed to Practice Squad
	DT	Khalil Davis	Signed to Practice Squad	DL	Chris Slayton	Released from Practice Squad
	LB	Melvin Ingram III	Traded to Kansas City for 2022 sixth-round draft pick			
Sat., Oct. 30	DE	Taco Charlton	Elevated to Active/Inactive Roster			
Sat., Oct. 16	WR	JuJu Smith-Schuster	Reserve/Injured List	OT	Zach Banner	Elevated to Active/Inactive Roster
	WR	JuJu Smith-Schuster	Placed on Reserve/Injured List	LT	Zach Banner	Activated off Reserve/Injured Designated for Return List
Wed., Oct. 13	CB	Linden Stephens	Signed to Practice Squad			
Tue., Oct. 12	NT	Eli Ankou	Released from Practice Squad	WR	Anthony Miller	Signed to Practice Squad
	DT	Isaiah Mack	Signed to Practice Squad			
Sat., Oct. 9	G	Rashaad Coward	Released	WR	Cody White	Promoted to Active Roster
	S	Karl Joseph	Elevated to Active/Inactive Roster			
Mon., Oct. 4	NT	Eli Ankou	Signed to Practice Squad			
Sat., Oct. 2	WR	Cody White	Elevated to Active/Inactive Roster	OT	Chaz Green	Elevated to Active/Inactive Roster
Tue., Sep. 28	LB	Derrek Tuszka	Promoted to Active Roster	LB	Jamir Jones	Released
Sat., Sep. 25	LB	Derrek Tuszka	Elevated to Active/Inactive Roster	WR	Cody White	Elevated to Active/Inactive Roster
Mon., Sep. 20	DL	Tyson Alualu	Placed on Reserve/Injured List	DL	Henry Mondeaux	Promoted to Active Roster
	LB	Taco Charlton	Signed to Practice Squad			
Fri., Sep. 10	LB	T.J. Watt	Signed to five-year contract			
Fri., Sep. 3	CB	Ahkello Witherspoon	Acquired from Seattle for 2023 fifth-round draft pick	DE	Henry Mondeaux	Released
Wed., Sep. 1	WR	Rico Bussey	Signed to Practice Squad	WR	Cody White	Signed Practice Squad
	RB	Trey Edmunds	Signed to Practice Squad	RB	Jaylen Samuels	Signed Practice Squad
	OL	Chaz Green	Signed Practice Squad	OL	John Leglie	Signed Practice Squad
	TE	Kevin Rader	Signed Practice Squad	DB	Mark Gilbert	Signed Practice Squad
	DB	Donovan Stiner	Signed Practice Squad	WR	Steven Sims Sr.	Signed Practice Squad
	OL	Malcolm Pridgeon	Signed Practice Squad	LB	Derrek Tuszka	Signed Practice Squad
	DL	Daniel Archibong	Signed to Practice Squad	S	Karl Joseph	Signed Practice Squad
	OL	Zach Banner	Reserve/Injured List	RB	Anthony McFarland Jr.	Reserve/Injured List
	DE	Stephon Tuitt	Reserve/Injured List	G	Rashaad Coward	Promoted to Active/Inactive Roster
	OL	B.J. Finney	Promoted to Active/Inactive Roster	DB	Arthur Maulet	Promoted to Active Roster
Tue., Aug. 31	WR	Rico Bussey	Released	WR	Cody White	Released
	RB	Trey Edmunds	Released	RB	Jaylen Samuels	Released
	G	Rashaad Coward	Released	OL	B.J. Finney	Released
	OL	Chaz Green	Released	OL	John Leglie	Released
	TE	Kevin Rader	Released	LB	Cassius Marsh	Released
	LB	Quincy Roche	Released	LB	Jamar Watson	Released
	DB	Mark Gilbert	Released	DB	Arthur Maulet	Released
	DB	Donovan Stiner	Released	P	Jordan Berry	Released
	LS	Kameron Canaday	Released	QB	Joshua Dobbs	Reserve/Injured List
Sat., Aug. 28	TE	Marcus Baugh	Released	RB	Tony Brooks-James	Released
	CB	Shakur Brown	Released	DL	T.J. Carter	Released
	WR	Anthony Johnson	Released	CB	Lafayette Pitts	Released
	G	Malcolm Pridgeon	Released	WR	Mathew Sexton	Released
	S	Lamont Wade	Released			
Tue., Aug. 24	S	Antoine Brooks Jr.	Waived/Injured	LB	Calvin Bundance	Released
	RB	Pete Guerriero	Released	OL	Aviante Collins	Released
	WR	Tyler Simmons	Released			
Tue., Aug. 17	K	Sam Sloman	Released	DB	Stephen Denmark	Released
	DL	Abdullah Anderson	Released	OL	Brandon Walton	Released
	WR	Isaiah McCoy	Released			
Sat., Aug. 14	LB	Tegray Scales	Waived	LB	Joe Schobert	Acquired from Jacksonville for a 2022 sixth-round draft pick
Mon., Aug. 9	DL	Calvin Taylor	Waived/Injured	G	Malcolm Pridgeon	Signed
Sun., Aug. 8	RB	Pete Guerriero	Signed			
Fri., Aug. 6	DB	Lafayette Pitts	Signed			
Wed., Aug. 4	OT	Anthony Coyle	Waived/Injured	DB	DeMarkus Acy	Waived/Injured
Tue., Aug. 3	LB	Jarvis Miller	Released	RB	Tony Brooks-James	Signed
Fri., Jul. 30	TE	Dax Raymond	Waived/Injured	TE	Marcus Baugh	Signed
Thu., Jul. 22	LB	Calvin Bundance	Signed			
Wed., Jul. 21	LB	Vince Williams	Retired	C	Kendrick Green	Signed
Tue., Jul. 20	OT	Chaz Green	Signed to one-year contract	LB	Melvin Ingram III	Signed to one-year contract
Thu., Jul. 1	DT	Demarcus Christmas	Waived/Injured	K	Sam Sloman	Signed to one-year contract
Fri., Jun. 25	G	Trai Turner	Signed to one-year contract			
Thu., Jun. 24	G	David DeCastro	Released			
Tue., May. 25	TE	Pat Freiermuth	Signed	RB	Najee Harris	Signed
Tue., May. 18	LB	Buddy Johnson	Signed	OT	Dan Moore Jr.	Signed
Sat., May. 15	P	Pressley Harvin III	Signed	DB	Tre Norwood	Signed
	LB	Quincy Roche	Signed	DE	Isaiah Loder milk	Signed
Fri., May. 7	CB	Trevor Williams	Waived	S	John Battle	Waived
	S	Arthur Maulet	Signed to one-year contract			
Mon., May. 3	P	Corliss Waitman	Waived	TE	Charles Jones	Waived

Sat., May. 1	CB	DeMarkus Ayco	Signed to one-year contract		
	LB	Calvin Boudage	Agreed to terms with undrafted rookie free agent	LB	Jamar Watson
	CB	Mark Gilbert	Agreed to terms with undrafted rookie free agent	CB	Shakur Brown
	S	Donovan Stiner	Agreed to terms with undrafted rookie free agent	S	Lamont Wade
	WR	Isaiah McKoy	Agreed to terms with undrafted rookie free agent	WR	Rico Bussey
	P	Pressley Harvin III	Drafted in the 7th round of the 2021 NFL Draft (254th overall)	S	Tre Norwood
	LB	Quincy Roche	Drafted in the 6th round of the 2021 NFL Draft (216th overall)	DE	Isaiah Loudermilk
	LB	Buddy Johnson	Drafted in the 4th round of the 2021 NFL Draft (140th overall)	OT	Dan Moore Jr.
Fri., Apr. 30	OL	Kendrick Green	Drafted in the 3rd round of the 2021 NFL Draft (87th overall)	TE	Pat Freiermuth
Thu., Apr. 29	QB	Mason Rudolph	Signed to one-year contract extension through 2022	RB	Najee Harris
Mon., Apr. 19	QB	Joshua Dobbs	Signed to one-year contract		
Thu., Apr. 15	LB	Vince Williams	Signed to one-year contract		
Fri., Apr. 9	DE	T.J. Carter	Signed		
Wed., Apr. 7	LB	Jamir Jones	Signed		
Thu., Apr. 1	DL	Tyson Alualu	Signed to two-year contract		
Wed., Mar. 31	LB	Jarvis Miller	Signed	WR	Mathew Sexton
Tue., Mar. 30	OL	Rashaad Coward	Signed to one-year contract	RB	Kalen Ballage
Mon., Mar. 29	P	Jordan Berry	Signed to one-year contract		
Wed., Mar. 24	LB	Robert Spillane	Signed to one-year contract	OL	Joe Haeg
	DB	Miles Killebrew	Signed to one-year contract	LB	Cassius Marsh
Tue., Mar. 23	CB	Steven Nelson	Terminated contract		
Mon., Mar. 22	WR	Tyler Simmons	Signed to one-year contract	DE	Chris Wormley
Sat., Mar. 20	CB	Cameron Sutton	Signed to two-year contract		
Fri., Mar. 19	WR	JuJu Smith-Schuster	Signed to one-year contract		
Thu., Mar. 18	OL	Zach Banner	Signed to two-year contract		
Tue., Mar. 16	LB	Vince Williams	Terminated contract		
Fri., Mar. 12	OL	B.J. Finney	Signed to one-year contract		
Thu., Mar. 11	WR	Ray-Ray McCloud III	Signed to one-year contract		
Tue., Mar. 9	LB	Marcus Allen	Signed to one-year contract		
Mon., Mar. 8	OL	J.C. Hassenauer	Signed to one-year contract		
Fri., Feb. 12	C	Maurkice Pouncey	Retired		
Tue., Feb. 2	OT	Aviante Collins	Signed Reserve/Future contract		
Fri., Jan. 22	TE	Vance McDonald	Retired		
Thu., Jan. 21	DB	Stephen Denmark	Signed Reserve/Future contract	TE	Charles Jones
	TE	Dax Raymond	Signed Reserve/Future contract	QB	Dwayne Haskins Jr.
Fri., Jan. 15	RB	Trey Edmunds	Signed Reserve/Future contract	OT	Jarron Jones
Thu., Jan. 14	LB	Tegray Scales	Signed Reserve/Future contract	DT	Demarcus Christmas
	DE	Calvin Taylor	Signed Reserve/Future contract	P	Corliss Waitman
	LS	Christian Kuntz	Signed Reserve/Future contract	OT	John Leglue
	CB	Trevor Williams	Signed Reserve/Future contract	WR	Anthony Johnson
	WR	Cody White	Signed Reserve/Future contract	TE	Kevin Rader
	T	Anthony Coyle	Signed Reserve/Future contract	T	Brandon Walton
	S	John Battle	Signed Reserve/Future contract		



MARCUS ALLEN

LINEBACKER

HEIGHT: 6-2 BIRTHPLACE Silver Spring, MD
WEIGHT: 215 HOW ACQUIRED: D5a '18
COLLEGE: Penn State NFL EXPERIENCE: 2nd year
BORN: Aug. 7, 1996 (25)

REGULAR SEASON COMPARISON: DEFENSIVE - LOS ANGELES CHARGERS

DATE	OPP	W/L	GP/GS	TOT	TACKLES SOLO	ASST	SACK	YDS.	INT	TFL	PD	QBH	TD	MISC FF	FR
12/2/18	PIT vs. LAC	L	P	1	0	1	0.0	0.0	0	0	0	0	0	0	0
TOTALS		0/1	1/0	1	0	1	0.0	0.0	0	0	0	0	0	0	0

MARCUS ALLEN'S NFL REGULAR SEASON DEFENSIVE STATISTICS

DATE	TEAM	GP	GS	TACKLES								INTERCEPTIONS				O. FUMB				ST				MISC			
				TK	S	A	TFL	YDS	SK	YDS	QBH	NO	YDS	LG	TD	PD	FF	FR	TD	YDS	TK	S	A	FF	FR	S	A
2018	Steelers	2	0	2	1	1	0	0	0.0	0.0	0	0	0	0	0	0	0	0	0	0	0	0	0	0	0	0	0
2019	Steelers	1	0	0	0	0	0	0	0.0	0.0	0	0	0	0	0	0	0	0	0	0	0	0	0	0	0	0	0
2020	Steelers	14	2	24	14	10	2	3	0.0	0.0	2	0	0	0	0	0	0	0	0	0	6	5	1	0	0	0	0
2021	Steelers	9	0	0	0	0	0	0	0.0	0.0	0	0	0	0	0	0	0	0	0	0	1	1	0	0	0	0	0
NFL TOTALS		26	2	26	15	11	2	3	0.0	0.0	2	0	0	0	0	0	0	0	0	0	7	6	1	0	0	0	0

MARCUS ALLEN'S NFL POSTSEASON DEFENSIVE STATISTICS

DATE	TEAM	GP	GS	TACKLES								INTERCEPTIONS				O. FUMB				ST				MISC			
				TK	S	A	TFL	YDS	SK	YDS	QBH	NO	YDS	LG	TD	PD	FF	FR	TD	YDS	TK	S	A	FF	FR	S	A
2020	Steelers	1	0	0	0	0	0	0	0.0	0.0	0	0	0	0	0	0	0	0	0	0	0	0	0	0	0	0	0
NFL TOTALS		1	0	0	0	0	0	0	0.0	0.0	0	0	0	0	0	0	0	0	0	0	0	0	0	0	0	0	0

SINGLE-GAME HIGHS: DEFENSIVE


Total Tackles	8 at Buffalo Bills, Dec 13, 2020	Special Teams Tackles	2 vs. Houston Texans, Sep 27, 2020
	7 at Cleveland Browns, Jan 03, 2021		1 vs. Baltimore Ravens, Dec 02, 2020
Tackles For Loss	1 at Cleveland Browns, Jan 03, 2021		...2 more at 1.
	1 at Buffalo Bills, Dec 13, 2020		

2021 GAME-BY-GAME REGULAR-SEASON STATISTICS (STEELERS)

DATE	OPPONENT	P/S	TACKLES								INTERCEPTIONS				O. FUMB				ST				MISC				W/L	SCORE
			TK	S	A	SK	YDS	TFL	YDS	QBH	NO	YDS	LG	TD	PD	FF	FR	TD	YDS	TK	S	A	FF	FR	S	A		
09/12	at Bills	P	0	0	0	0.0	0.0	0	0	0	0	0	0	0	0	0	0	0	0	0	0	0	0	0	0	W	23-16	
09/19	Raiders	P	0	0	0	0.0	0.0	0	0	0	0	0	0	0	0	0	0	0	0	0	0	0	0	0	0	L	17-26	
09/26	Bengals	P	0	0	0	0.0	0.0	0	0	0	0	0	0	0	0	0	0	0	0	0	0	0	0	0	0	L	10-24	
10/03	at Packers	P	0	0	0	0.0	0.0	0	0	0	0	0	0	0	0	0	0	0	0	0	0	0	0	0	0	L	17-27	
10/10	Broncos	P	0	0	0	0.0	0.0	0	0	0	0	0	0	0	0	0	0	0	0	0	0	0	0	0	0	W	27-19	
10/17	Seahawks	P	0	0	0	0.0	0.0	0	0	0	0	0	0	0	0	0	0	0	0	0	0	0	0	0	0	W	23-20+	
10/31	at Browns	P	0	0	0	0.0	0.0	0	0	0	0	0	0	0	0	0	0	0	0	0	0	0	0	0	0	W	15-10	
11/08	Bears	P	0	0	0	0.0	0.0	0	0	0	0	0	0	0	0	0	0	0	0	0	0	0	0	0	0	W	29-27	
11/14	Lions	P	0	0	0	0.0	0.0	0	0	0	0	0	0	0	0	0	0	0	1	1	0	0	0	0	0	T	16-16	
2021 TOTALS		9-0	0	0	0	0.0	0.0	0	0	0	0	0	0	0	0	0	0	0	1	1	0	0	0	0	0	5-3-1		
+/- Overtime																												

2020 GAME-BY-GAME POSTSEASON STATISTICS (STEELERS)

DATE	OPPONENT	P/S	TACKLES								INTERCEPTIONS				O. FUMB				ST				MISC				W/L	SCORE
			TK	S	A	SK	YDS	TFL	YDS	QBH	NO	YDS	LG	TD	PD	FF	FR	TD	YDS	TK	S	A	FF	FR	S	A		
01/10	Browns	P	0	0	0	0.0	0.0	0	0	0	0	0	0	0	0	0	0	0	0	0	0	0	0	0	0	0	L	37-48
2020 TOTALS		1-0	0	0	0	0.0	0.0	0	0	0	0	0	0	0	0	0	0	0	0	0	0	0	0	0	0	0	0-1	



KALEN BALLAGE

(bull-AHGE)

HEIGHT: 6-2 BIRTHPLACE: Falcon, Colo.
WEIGHT: 231 HOW ACQUIRED: FA '20
COLLEGE: Arizona State NFL EXPERIENCE: 4th year
BORN: Dec. 22, 1995 (25)

REGULAR SEASON COMPARISON: RECEIVING - LOS ANGELES CHARGERS

DATE	OPP	W/L	GP/GS	REC	YDS.	AVG.	TD	LG	TGTS	YAC
9/29/19	MIA vs. LAC	L	P	0	0	0	0	0	1	0
TOTALS		0/1	1/0	0	0	0	0	0	1	0

KALEN BALLAGE'S NFL REGULAR SEASON RUSHING/RECEIVING STATISTICS

DATE	TEAM	GP	GS	RUSHING					RECEIVING				
				NO.	YDS.	AVG.	LG	TD	NO.	YDS.	AVG.	LG	TD
2018	Dolphins	12	0	36	191	5.3	75t	1	9	56	6.2	31	0
2019	Dolphins	12	6	74	135	1.8	8	3	14	63	4.5	13	0
2020	Dolphins	0	0	0	0	0.0	0	0	0	0	0.0	0	0
Went from Miami to N.Y. Jets.													
2020	Jets	3	0	3	13	4.3	5	0	9	67	7.4	21	0
Went from N.Y. Jets to L.A. Chargers.													
2020	Chargers	7	2	88	290	3.3	17	3	20	99	5.0	16	0
2020	TOTAL	10	2	91	303	3.3	17	3	29	166	5.7	21	0
2021	Steelers	9	0	7	12	1.7	11	0	1	2	2.0	2	0
NFL TOTALS		43	8	208	641	3.1	75T	7	53	287	5.4	31	0

KALEN BALLAGE'S NFL REGULAR SEASON RETURN STATISTICS

DATE	TEAM	RET.	KICKOFF RETURNS					PUNT RETURNS				
			YDS.	AVG.	LG	TD	NO.	FC	YDS.	AVG.	LG	TD
2018	Dolphins	2	26	13.0	16	0	0	0	0	0.0	0	0
2019	Dolphins	0	0	0.0	0	0	0	0	0	0.0	0	0
2020	Dolphins	0	0	0.0	0	0	0	0	0	0.0	0	0
Went from Miami to N.Y. Jets.												
2020	Jets	0	0	0.0	0	0	0	0	0	0.0	0	0
Went from N.Y. Jets to L.A. Chargers.												
2020	Chargers	0	0	0.0	0	0	0	0	0	0.0	0	0
2020	TOTAL	0	0	0.0	0	0	0	0	0	0.0	0	0
2021	Steelers	0	0	0.0	0	0	0	0	0	0.0	0	0
NFL TOTALS		2	26	13.0	16	0	0	0	0	0.0	0	0

SINGLE-GAME HIGHS: RUSHING/RECEIVING

Rush Attempts	20 at Indianapolis Colts, Nov 10, 2019 18 at Miami Dolphins, Nov 15, 2020 123 at Minnesota Vikings, Dec 16, 2018 69 at Los Angeles Chargers, Nov 08, 2020	Kickoff Returns	1 at Buffalo Bills, Dec 30, 2018 1 vs. New England Patriots, Dec 09, 2018
Rushing Yards	123 at Minnesota Vikings, Dec 16, 2018 69 at Los Angeles Chargers, Nov 08, 2020	Kickoff Return Yards	16 vs. New England Patriots, Dec 09, 2018 10 at Buffalo Bills, Dec 30, 2018
Longest Runs	75t at Minnesota Vikings, Dec 16, 2018 17 vs. New York Jets, Nov 22, 2020	Longest Kickoff Return	16 vs. New England Patriots, Dec 09, 2018 10 at Buffalo Bills, Dec 30, 2018
Rushing TDs	1 at Kansas City Chiefs, Jan 03, 2021 1 at Las Vegas Raiders, Dec 17, 2020 ...5 more at 1.	Special Teams Tackles	1 vs. New England Patriots, Sep 15, 2019 1 vs. Jacksonville Jaguars, Dec 23, 2018 ...2 more at 1.
Receptions	7 vs. New York Jets, Nov 22, 2020 5 at Miami Dolphins, Nov 15, 2020 ...2 more at 5.	Miscellaneous Tackles	1 at Buffalo Bills, Dec 30, 2018
Receiving Yards	44 at Indianapolis Colts, Sep 27, 2020 39 vs. Jacksonville Jaguars, Dec 23, 2018	Most TDs	1 at Kansas City Chiefs, Jan 03, 2021 1 at Las Vegas Raiders, Dec 17, 2020 ...5 more at 1.
Longest Receptions	31 vs. Jacksonville Jaguars, Dec 23, 2018 21 at Indianapolis Colts, Sep 27, 2020	Rushing Average	10.3 at Minnesota Vikings, Dec 16, 2018 4.9 vs. New England Patriots, Dec 06, 2020
All-Purpose Yards	121 at Minnesota Vikings, Dec 16, 2018 102 at Miami Dolphins, Nov 15, 2020		

100-YARD RUSHING GAMES (1): REGULAR SEASON

DATE	TEAM	ATT.	YDS.	AVG.	LG	TD
12/16/18	at Vikings	12	123	10.3	75t	1

2021 GAME-BY-GAME REGULAR-SEASON STATISTICS (STEELERS)

DATE	OPPONENT	P/S	RUSHING					RECEIVING					W/L/T	SCORE
			NO.	YDS.	AVG.	LG	TD	NO.	YDS.	AVG.	LG	TD		
09/12	at Bills	P	0	0	0.0	0	0	0	0	0.0	0	0	W	23-16
09/19	Raiders	P	0	0	0.0	0	0	0	0	0.0	0	0	L	17-26
09/26	Bengals	P	0	0	0.0	0	0	0	0	0.0	0	0	L	10-24
10/03	at Packers	P	0	0	0.0	0	0	0	0	0.0	0	0	L	17-27
10/10	Broncos	P	4	0	0.0	3	0	0	0	0.0	0	0	W	27-19
10/17	Seahawks	P	2	15	7.5	11	0	0	0	0.0	0	0	W	23-20+
10/31	at Browns	P	1	-3	-3.0	-3	0	0	0	0.0	0	0	W	15-10
11/08	Bears	P	0	0	0.0	0	0	1	2	2.0	2	0	W	29-27
11/14	Lions	P	0	0	0.0	0	0	0	0	0.0	0	0	T	16-16
2021 TOTALS		9-0	7	12	1.7	11	0	1	2	2.0	2	0	5-3-1	
+ - Overtime														



72

ZACH BANNER

OFFENSIVE TACKLE

HEIGHT: 6-8

BIRTHPLACE Lakewood, WA

WEIGHT: 335

HOW ACQUIRED: FA '19

COLLEGE: USC

NFL EXPERIENCE: 5th year

BORN: Dec. 25, 1993 (27)

ZACH BANNER'S NFL REGULAR SEASON STATISTICS

DATE	TEAM	GP	GS
2017	Browns	8	0
Went from Cleveland to Indianapolis.			
2017	Colts	0	0
2017	TOTAL	8	0
2018	Steelers	0	0
2019	Steelers	14	1
2020	Steelers	1	1
2021	Steelers	1	0
NFL TOTALS		24	2

ZACH BANNER'S NFL POSTSEASON STATISTICS

DATE	TEAM	GP	GS
2020	Steelers	0	0
NFL TOTALS		0	0

2021 GAME-BY-GAME REGULAR-SEASON STATISTICS (STEELERS)

DATE	OPPONENT	P/S		W/L/T	SCORE
09/12	at Bills		INJURED RESERVE	W	23-16
09/19	Raiders		INJURED RESERVE	L	17-26
09/26	Bengals		INJURED RESERVE	L	10-24
10/03	at Packers		INJURED RESERVE	L	17-27
10/10	Broncos		INJURED RESERVE	W	27-19
10/17	Seahawks		ON INACTIVE LIST	W	23-20+
10/31	at Browns		ON INACTIVE LIST	W	15-10
11/08	Bears		ON INACTIVE LIST	W	29-27
11/14	Lions	P		T	16-16
2021 TOTALS		1-0		5-3-1	
+ - Overtime					


2020 GAME-BY-GAME POSTSEASON STATISTICS (STEELERS)

DATE	OPPONENT	P/S		W/L	SCORE
01/10	Browns		DID NOT PLAY	L	37-48
2020 TOTALS		0-0		0-1	

2021 PITTSBURGH STEELERS

58

UPDATED PLAYER BIOS



9

CHRIS BOSWELL

KICKER

HEIGHT: 6-2
WEIGHT: 185
COLLEGE: Rice
BORN: Mar. 16, 1991 (30)

BIRTHPLACE: Fort Worth, TX
HOW ACQUIRED: FA '15
NFL EXPERIENCE: 7th year

REGULAR SEASON COMPARISON: KICKING - LOS ANGELES CHARGERS

DATE	OPP	W/L	GP/GS	FGA	FGM	PCT	LONG	XPA	XPM	PTS	1-19	20-29	30-39	40-49	50+	KO	TB
10/12/15	PIT @ SD	W	P	1	1	100%	47	3	3	6	0-0	0-0	0-0	1-1	0-0	4	3
12/2/18	PIT vs. LAC	L	P	1	1	100%	48	4	3	6	0-0	0-0	0-0	1-1	0-0	6	5
10/13/19	PIT @ LAC	W	P	1	1	100%	20	3	3	6	0-0	1-1	0-0	0-0	0-0	5	1
TOTALS		2/1	3/0	3	3	100%	48	10	9	18	0-0	1-1	0-0	2-2	0-0	15	9

CHRIS BOSWELL'S NFL REGULAR SEASON KICKING STATISTICS

DATE	TEAM	GP	FGM	FGA	PCT.	LG	XP	XPA	PCT.	BLK	PTS
2015	Steelers	12	29	32	90.6	51	26	27	96.3	0	113
2016	Steelers	15	21	25	84.0	49	36	36	100.0	1	99
2017	Steelers	16	35	38	92.1	53	37	39	94.9	1	142
2018	Steelers	15	13	20	65.0	50	43	48	89.6	1	82
2019	Steelers	16	29	31	93.5	51	28	28	100.0	0	115
2020	Steelers	13	19	20	95.0	59	34	38	89.5	0	91
2021	Steelers	9	18	19	94.7	56	15	16	93.8	0	69
NFL TOTALS		96	164	185	88.6	59	219	232	94.4	3	711

CHRIS BOSWELL'S NFL POSTSEASON KICKING STATISTICS

DATE	TEAM	GP	FGM	FGA	PCT.	LG	XP	XPA	PCT.	BLK	PTS
2015	Steelers	2	7	7	100.0	47	1	1	100.0	0	22
2016	Steelers	3	8	8	100.0	45	3	5	60.0	0	27
2017	Steelers	1	0	0	0.0	0	6	6	100.0	0	6
2020	Steelers	1	1	1	100.0	49	2	2	100.0	0	5
NFL TOTALS		7	16	16	100.0	49	12	14	85.7	0	60

CHRIS BOSWELL'S NFL REGULAR SEASON FIELD-GOAL ACCURACY STATISTICS

DATE	TEAM	1-19	PCT.	20-29	PCT.	30-39	PCT.	40-49	PCT.	50+	PCT.
2015	Steelers	1-1	100.0	9-9	100.0	8-8	100.0	9-12	75.0	2-2	100.0
2016	Steelers	0-0	0.0	2-2	100.0	8-9	88.9	11-12	91.7	0-2	0.0
2017	Steelers	0-0	0.0	10-10	100.0	12-14	85.7	9-10	90.0	4-4	100.0
2018	Steelers	0-0	0.0	3-3	100.0	4-6	66.7	5-10	50.0	1-1	100.0
2019	Steelers	1-1	100.0	11-11	100.0	7-7	100.0	9-10	90.0	1-2	50.0
2020	Steelers	0-0	0.0	5-5	100.0	6-6	100.0	7-8	87.5	1-1	100.0
2021	Steelers	0-0	0.0	6-6	100.0	2-2	100.0	4-5	80.0	6-6	100.0
NFL TOTALS		2-2	100.0	46-46	100.0	47-52	90.4	54-67	80.6	15-18	83.3

CHRIS BOSWELL'S NFL POSTSEASON FIELD-GOAL ACCURACY STATISTICS

DATE	TEAM	1-19	PCT.	20-29	PCT.	30-39	PCT.	40-49	PCT.	50+	PCT.
2015	Steelers	0-0	0.0	1-1	100.0	4-4	100.0	2-2	100.0	0-0	0.0
2016	Steelers	0-0	0.0	2-2	100.0	3-3	100.0	3-3	100.0	0-0	0.0
2017	Steelers	0-0	0.0	0-0	0.0	0-0	0.0	0-0	0.0	0-0	0.0
2020	Steelers	0-0	0.0	0-0	0.0	0-0	0.0	1-1	100.0	0-0	0.0
NFL TOTALS		0-0	0.0	3-3	100.0	7-7	100.0	6-6	100.0	0-0	0.0

SINGLE-GAME HIGHS: KICKER

Field Goals Made	6 at Cincinnati Bengals, Dec 18, 2016	Special Teams Tackles	1 vs. Baltimore Ravens, Oct 06, 2019
	5 vs. Cincinnati Bengals, Oct 22, 2017		1 vs. Cleveland Browns, Oct 28, 2018
Field Goal Attempts	6 at Cincinnati Bengals, Dec 18, 2016		...5 more at 1.
	5 vs. Cincinnati Bengals, Oct 22, 2017	Longest Field Goals Attempt	55 vs. Dallas Cowboys, Nov 13, 2016
	...1 more at 5.		54 vs. Miami Dolphins, Oct 28, 2019
Longest Field Goals Made	59 at Dallas Cowboys, Nov 08, 2020		...1 more at 54.
	56 vs. Las Vegas Raiders, Sep 19, 2021	Kickoff Average	68.0 vs. Kansas City Chiefs, Oct 02, 2016
PATs Made	7 vs. Carolina Panthers, Nov 08, 2018		67.4 vs. Minnesota Vikings, Sep 17, 2017
	5 vs. Cleveland Browns, Oct 18, 2020		...1 more at 67.4.
	...4 more at 5.	Extra Point Attempt Percentage	100.0 vs. Cleveland Browns, Oct 18, 2020
PAT Attempts	7 vs. Carolina Panthers, Nov 08, 2018		100.0 vs. Philadelphia Eagles, Oct 11, 2020
	6 vs. Atlanta Falcons, Oct 07, 2018		...3 more at 100.0.
Points	18 at Cincinnati Bengals, Dec 18, 2016	Field Goal Percentage	100.0 vs. Indianapolis Colts, Nov 03, 2019
	17 vs. Cincinnati Bengals, Oct 22, 2017		100.0 vs. Baltimore Ravens, Dec 10, 2017
			...6 more at 100.0.

SINGLE-GAME HIGHS - POSTSEASON: KICKER

Field Goals Made	6 at Kansas City Chiefs, Jan 15, 2017	PATs Made	6 vs. Jacksonville Jaguars, Jan 14, 2018
	4 at Cincinnati Bengals, Jan 09, 2016		3 vs. Miami Dolphins, Jan 08, 2017
	3 at Denver Broncos, Jan 17, 2016		2 vs. Cleveland Browns, Jan 10, 2021
	1 vs. Cleveland Browns, Jan 10, 2021		1 at Denver Broncos, Jan 17, 2016
	1 at New England Patriots, Jan 22, 2017	PAT Attempts	6 vs. Jacksonville Jaguars, Jan 14, 2018
	...1 more at 1.		4 vs. Miami Dolphins, Jan 08, 2017
Field Goal Attempts	6 at Kansas City Chiefs, Jan 15, 2017		2 vs. Cleveland Browns, Jan 10, 2021
	4 at Cincinnati Bengals, Jan 09, 2016		1 at New England Patriots, Jan 22, 2017
	3 at Denver Broncos, Jan 17, 2016		1 at Denver Broncos, Jan 17, 2016
	1 vs. Cleveland Browns, Jan 10, 2021	Points	18 at Kansas City Chiefs, Jan 15, 2017
	1 at New England Patriots, Jan 22, 2017		12 at Cincinnati Bengals, Jan 09, 2016
	...1 more at 1.		10 at Denver Broncos, Jan 17, 2016
Longest Field Goals Made	49 vs. Cleveland Browns, Jan 10, 2021		6 vs. Jacksonville Jaguars, Jan 14, 2018
	47 at Denver Broncos, Jan 17, 2016		6 vs. Miami Dolphins, Jan 08, 2017
	45 at Kansas City Chiefs, Jan 15, 2017		
	39 at Cincinnati Bengals, Jan 09, 2016		
	34 vs. Miami Dolphins, Jan 08, 2017		

2021 GAME-BY-GAME REGULAR-SEASON STATISTICS (STEELERS)

		FIELD GOALS				EXTRA POINTS					
DATE	OPPONENT	FGM	FGA	PCT	LG	XP	XPA	PCT	BLK	PTS	W/L/T
09/12	at Bills	P	3	3	100.0	45	2	2	100.0	0	11 W
09/19	Raiders	P	1	1	100.0	56	2	2	100.0	0	5 L
09/26	Bengals	P	1	2	50.0	26	1	1	100.0	0	4 L
10/03	at Packers	P	1	1	100.0	52	2	2	100.0	0	5 L
10/10	Broncos	P	2	2	100.0	48	3	3	100.0	0	9 W
10/17	Seahawks	P	3	3	100.0	52	2	2	100.0	0	11 W
10/31	at Browns	P	1	1	100.0	31	0	0	0.0	0	3 W
11/08	Bears	P	3	3	100.0	54	2	3	66.7	0	11 W
11/14	Lions	P	3	3	100.0	51	1	1	100.0	0	10 T
2021 TOTALS		9	18	19	94.7	56	15	16	93.8	0	69 5-3-1
+ - Overtime											

2020 GAME-BY-GAME POSTSEASON STATISTICS (STEELERS)

		FIELD GOALS				EXTRA POINTS					
DATE	OPPONENT	FGM	FGA	PCT	LG	XP	XPA	PCT	BLK	PTS	W/L
01/10	Browns	P	1	1	100.0	49	2	2	100.0	0	5 L
2020 TOTALS		1	1	1	100.0	49	2	2	100.0	0	5 0-1

2017 GAME-BY-GAME POSTSEASON STATISTICS (STEELERS)


		FIELD GOALS				EXTRA POINTS					
DATE	OPPONENT	FGM	FGA	PCT	LG	XP	XPA	PCT	BLK	PTS	W/L
01/08	Dolphins	P	0	0	0.0	0	6	6	100.0	0	6 L
2017 TOTALS		1	0	0	0.0	0	6	6	100.0	0	6 0-1

2016 GAME-BY-GAME POSTSEASON STATISTICS (STEELERS)

		FIELD GOALS				EXTRA POINTS					
DATE	OPPONENT	FGM	FGA	PCT	LG	XP	XPA	PCT	BLK	PTS	W/L
01/08	Dolphins	P	1	1	100.0	34	3	4	75.0	0	6 W
01/15	at Chiefs	P	6	6	100.0	45	0	0	0.0	0	18 W
01/22	at Patriots	P	1	1	100.0	23	0	1	0.0	0	3 L
2016 TOTALS		3	8	8	100.0	45	3	5	60.0	0	27 2-1

2015 GAME-BY-GAME POSTSEASON STATISTICS (STEELERS)

		FIELD GOALS				EXTRA POINTS					
DATE	OPPONENT	FGM	FGA	PCT	LG	XP	XPA	PCT	BLK	PTS	W/L
01/09	at Bengals	P	4	4	100.0	39	0	0	0.0	0	12 W
01/17	at Broncos	P	3	3	100.0	47	1	1	100.0	0	10 L
2015 TOTALS		2	7	7	100.0	47	1	1	100.0	0	22 1-1



96

ISAIAH BUGGS

DEFENSIVE END

HEIGHT: 6-3
BIRTHPLACE Ruston, LA
WEIGHT: 295
HOW ACQUIRED: D6b '19
COLLEGE: Alabama
NFL EXPERIENCE: 3rd year
BORN: Aug. 24, 1996 (25)

ISAIAH BUGGS' NFL REGULAR SEASON DEFENSIVE STATISTICS

DATE	TEAM	GP	GS	TACKLES							INTERCEPTIONS					O. FUMB			ST			MISC			
				TK	S	A	TFL	YDS	SK	YDS	QBH	NO	YDS	LG	TD	PD	FF	FR	TD	YDS	TK	S	A	FF	FR
2019	Steelers	9	0	3	2	1	0	0	0.0	0.0	0	0	0	0	0	0	0	0	0	0	0	0	0	0	0
2020	Steelers	10	1	11	7	4	0	0	0.0	0.0	1	0	0	0	0	0	0	0	0	0	0	0	0	0	0
2021	Steelers	9	5	16	5	11	2	2	0.0	0.0	0	0	0	0	0	0	0	0	0	0	0	0	0	0	0
NFL TOTALS		28	6	30	14	16	2	2	0.0	0.0	1	0	0	0	0	0	0	0	0	0	0	0	0	0	0

ISAIAH BUGGS' NFL POSTSEASON DEFENSIVE STATISTICS

TACKLES											INTERCEPTIONS				O. FUMB				ST				MISC				
DATE	TEAM	GP	GS	TK	S	A	TFL	YDS	SK	YDS	QBH	NO	YDS	LG	TD	PD	FF	FR	TD	YDS	TK	S	A	FF	FR	S	A
2020	Steelers	0	0	0	0	0	0	0	0.0	0.0	0	0	0	0	0	0	0	0	0	0	0	0	0	0	0	0	0
NFL TOTALS		0	0	0	0	0	0	0	0.0	0.0	0	0	0	0	0	0	0	0	0	0	0	0	0	0	0	0	0

SINGLE-GAME HIGHS: DEFENSIVE


Total Tackles 5 vs. Detroit Lions, Nov 14, 2021
Tackles For Loss 1 at Green Bay Packers, Oct 03, 2021
5 at Baltimore Ravens, Nov 01, 2020

2021 GAME-BY-GAME REGULAR-SEASON STATISTICS (STEELERS)

DATE	OPPONENT	P/S	TACKLES							INTERCEPTIONS					O. FUMB			ST			MISC						
			TK	S	A	SK	YDS	TFL	YDS	QBH	NO	YDS	LG	TD	PD	FF	FR	TD	YDS	TK	S	A	FF	FR	S	A	W/L
09/12	at Bills	P	1	0	1	0.0	0.0	0	0	0	0	0	0	0	0	0	0	0	0	0	0	0	0	0	0	W	23-16
09/19	Raiders	P	0	0	0	0.0	0.0	0	0	0	0	0	0	0	0	0	0	0	0	0	0	0	0	0	0	L	17-26
09/26	Bengals	S	3	1	2	0.0	0.0	0	0	0	0	0	0	0	0	0	0	0	0	0	0	0	0	0	0	L	10-24
10/03	at Packers	S	2	1	1	0.0	0.0	1	1	0	0	0	0	0	0	0	0	0	0	0	0	0	0	0	0	L	17-27
10/10	Broncos	P	1	0	1	0.0	0.0	0	0	0	0	0	0	0	0	0	0	0	0	0	0	0	0	0	0	W	27-19
10/17	Seahawks	S	1	1	0	0.0	0.0	1	1	0	0	0	0	0	0	0	0	0	0	0	0	0	0	0	0	W	23-20+
10/31	at Browns	S	1	0	1	0.0	0.0	0	0	0	0	0	0	0	0	0	0	0	0	0	0	0	0	0	0	W	15-10
11/08	Bears	S	2	0	2	0.0	0.0	0	0	0	0	0	0	0	0	0	0	0	0	0	0	0	0	0	0	W	29-27
11/14	Lions	P	5	2	3	0.0	0.0	0	0	0	0	0	0	0	0	0	0	0	0	0	0	0	0	0	0	T	16-16
2021 TOTALS		9-5	16	5	11	0.0	0.0	2	2	0	0	0	0	0	0	0	0	0	0	0	0	0	0	0	0	5-3-1	
+ - Overtime																											

2020 GAME-BY-GAME POSTSEASON STATISTICS (STEELERS)

DATE	OPPONENT	P/S	TACKLES							INTERCEPTIONS					O. FUMB			ST			MISC		W/L	SCORE			
			TK	S	A	SK	YDS	TFL	YDS	QBH	NO	YDS	LG	TD	PD	FF	FR	TD	YDS	TK	S	A			FF	FR	S
01/10	Browns		ON INACTIVE LIST																					L	37-48		
2020 TOTALS			0	0	0	0.0	0.0	0	0	0	0	0	0	0	0	0	0	0	0	0	0	0	0	0	0	0-1	



55

DEVIN BUSH

LINEBACKER

HEIGHT: 5-11
WEIGHT: 234
COLLEGE: Michigan
BORN: Jul. 18, 1998 (23)

BIRTHPLACE: Pembroke Pines, FL
HOW ACQUIRED: D1 '19
NFL EXPERIENCE: 3rd year

REGULAR SEASON COMPARISON: DEFENSIVE - LOS ANGELES CHARGERS

DATE	OPP	W/L	GP/GS	TACKLES				ASST	SACK	YDS.	INT	TFL	PD	QBH	TD	MISC		
				TOT	SOLO	TFL	YDS									FF	ST	FR
10/13/19	PIT @ LAC	W	S	7	4			3	0.0	0.0		1	0	1	0	0	0	1
TOTALS		1/0	1/1	7	4			3	0.0	0.0	1	0	1	0	0	0	0	1

DEVIN BUSH'S NFL REGULAR SEASON DEFENSIVE STATISTICS

TACKLES											INTERCEPTIONS				O. FUMB				ST				MISC				
DATE	TEAM	GP	GS	TK	S	A	TFL	YDS	SK	YDS	QBH	NO	YDS	LG	TD	PD	FF	FR	TD	YDS	TK	S	A	FF	FR	S	A
2019	Steelers	16	15	109	72	37	9	17	1.0	9.0	2	2	6	6	0	4	1	4	1	20	0	0	0	0	0	0	0
2020	Steelers	5	5	26	16	10	0	0	1.0	6.5	2	0	0	0	3	0	0	0	0	0	0	0	0	0	0	0	0
2021	Steelers	8	8	41	25	16	2	18	2.0	18.0	4	0	0	0	1	1	1	0	0	0	0	0	0	0	0	0	0
NFL TOTALS		29	28	176	113	63	11	35	4.0	33.5	8	2	6	6	0	8	2	5	1	20	0	0	0	0	0	0	0

DEVIN BUSH'S NFL POSTSEASON DEFENSIVE STATISTICS

				TACKLES							INTERCEPTIONS					O. FUMB				ST				MISC			
DATE	TEAM	GP	GS	TK	S	A	TFL	YDS	SK	YDS	QBH	NO	YDS	LG	TD	PD	FF	FR	TD	YDS	TK	S	A	FF	FR	S	A
2020	Steelers	0	0	0	0	0	0	0	0.0	0.0	0	0	0	0	0	0	0	0	0	0	0	0	0	0	0	0	0
NFL TOTALS		0	0	0	0	0	0	0	0.0	0.0	0	0	0	0	0	0	0	0	0	0	0	0	0	0	0	0	0

SINGLE-GAME HIGHS: DEFENSIVE


Total Tackles	12 at Baltimore Ravens, Dec 29, 2019 11 at New England Patriots, Sep 08, 2019	Tackles For Loss	3 vs. Cincinnati Bengals, Sep 30, 2019 2 vs. Buffalo Bills, Dec 15, 2019
Sacks	1.0 vs. Cincinnati Bengals, Sep 30, 2019 0.5 vs. Cleveland Browns, Oct 18, 2020 ...1 more at 0.5.	Interceptions	1 at Los Angeles Chargers, Oct 13, 2019 1 vs. Baltimore Ravens, Oct 06, 2019
Passes Defensed	2 vs. Denver Broncos, Sep 20, 2020 1 vs. Chicago Bears, Nov 08, 2021 ...5 more at 1.	Interception Return Yards	6 at Los Angeles Chargers, Oct 13, 2019
Forced Fumbles	1 at Buffalo Bills, Sep 12, 2021 1 at Cincinnati Bengals, Nov 24, 2019	Longest Opponent's Fumble Return	11 vs. Seattle Seahawks, Sep 15, 2019 9 at Los Angeles Chargers, Oct 13, 2019
Fumble Recoveries	2 at San Francisco 49ers, Sep 22, 2019 1 vs. Seattle Seahawks, Oct 17, 2021 ...2 more at 1.		

2021 GAME-BY-GAME REGULAR-SEASON STATISTICS (STEELERS)

DATE	OPPONENT	P/S	TACKLES							INTERCEPTIONS				O. FUMB			ST			MISC		W/L	SCORE				
			TK	S	A	SK	YDS	TFL	YDS	QBH	NO	YDS	LG	TD	PD	FF	FR	TD	YDS	TK	S			A	FF	FR	S
09/12	at Bills	S	10	6	4	0.0	0.0	0	0	0	0	0	0	0	1	0	0	0	0	0	0	0	0	0	W	23-16	
09/19	Raiders									ON INACTIVE LIST														S	0	L	17-26
09/26	Bengals	S	2	0	2	0.0	0.0	0	0	0	0	0	0	0	0	0	0	0	0	0	0	0	0	0	L	10-24	
10/03	at Packers	S	6	5	1	1.0	6.0	1	6	2	0	0	0	0	0	0	0	0	0	0	0	0	0	0	L	17-27	
10/10	Broncos	S	1	1	0	1.0	12.0	1	12	2	0	0	0	0	0	0	0	0	0	0	0	0	0	0	W	27-19	
10/17	Seahawks	S	6	3	3	0.0	0.0	0	0	0	0	0	0	0	0	1	0	0	0	0	0	0	0	0	W	23-20+	
10/31	at Browns	S	5	3	2	0.0	0.0	0	0	0	0	0	0	0	0	0	0	0	0	0	0	0	0	0	W	15-10	
11/08	Bears	S	3	2	1	0.0	0.0	0	0	0	0	0	0	1	0	0	0	0	0	0	0	0	0	0	W	29-27	
11/14	Lions	S	8	5	3	0.0	0.0	0	0	0	0	0	0	0	0	0	0	0	0	0	0	0	0	0	T	16-16	
2021 TOTALS		8-8	41	25	16	2.0	18.0	2	18	4	0	0	0	0	1	1	1	0	0	0	0	0	0	0	5-3-1		
+- Overtime																											

2020 GAME-BY-GAME POSTSEASON STATISTICS (STEELERS)

DATE	OPPONENT	P/S	TACKLES							INTERCEPTIONS				O. FUMB			ST				MISC		W/L	SCORE		
			TK	S	A	SK	YDS	TFL	YDS	QBH	NO	YDS	LG	TD	PD	FF	FR	TD	YDS	TK	S	A			FF	FR
01/10	Browns		DID NOT PLAY																				L	37-48		
2020 TOTALS			0	0	0	0.0	0.0	0	0	0	0	0	0	0	0	0	0	0	0	0	0	0	0	0	0-1	



EST. 1933

STEELERS NATION

98

TACO CHARLTON

DEFENSIVE END

HEIGHT: 6-6

WEIGHT: 270

COLLEGE: Michigan

BORN: Nov. 7, 1994 (27)

BIRTHPLACE: Pickerington, OH

HOW ACQUIRED: FA '21

NFL EXPERIENCE: 5th year

REGULAR SEASON COMPARISON: DEFENSIVE - LOS ANGELES CHARGERS

DATE	OPP	W/L	GP/GS	TACKLES				ASST	SACK	YDS.	INT	TFL	PD	QBH	TD	MISC		
				TOT	SOLO											FF		FR
9/29/19	MIA vs. LAC	L	S	6	4			2		1.0	6.0	0	1	0		2	0	0
9/20/20	KC @ LAC	W	P	2	1			1		1.0	1.0	0	1	0		2	0	0
TOTALS		1/1	2/1	8	5			3		2.0	7.0	0	2	0		4	0	0

TACO CHARLTON'S NFL REGULAR SEASON DEFENSIVE STATISTICS

DATE	TEAM	GP	GS	TACKLES								INTERCEPTIONS				O. FUMB				ST				MISC			
				TK	S	A	TFL	YDS	SK	YDS	QBH	NO	YDS	LG	TD	PD	FF	FR	TD	YDS	TK	S	A	FF	FR	TD	YDS
2017	Cowboys	16	0	19	15	4	3	8	3.0	14.0	11	0	0	0	0	1	1	0	0	0	0	0	0	0	0		
2018	Cowboys	11	7	27	13	14	5	18	1.0	13.0	8	0	0	0	0	1	0	0	0	0	0	0	0	0	0		
2019	Cowboys	0	0	0	0	0	0	0	0.0	0.0	0	0	0	0	0	0	0	0	0	0	0	0	0	0	0		
Went from Dallas to Miami.																											
2019	Dolphins	10	5	21	14	7	3	15	5.0	34.0	5	0	0	0	0	0	2	0	0	0	0	0	0	0	0		
2019	TOTAL	10	5	21	14	7	3	15	5.0	34.0	5	0	0	0	0	0	2	0	0	0	0	0	0	0	0		
2020	Chiefs	7	0	7	4	3	1	1	2.0	6.0	4	0	0	0	0	1	0	0	0	0	0	0	0	0	0		
2021	Steelers	3	0	6	3	3	0	0	0.0	0.0	0	0	0	0	0	0	0	0	0	0	0	0	0	0	0		
NFL TOTALS		47	12	80	49	31	12	42	11.0	67.0	28	0	0	0	0	2	4	1	0	0	0	0	0	0	0		

TACO CHARLTON'S NFL POSTSEASON DEFENSIVE STATISTICS

TACKLES											INTERCEPTIONS				O. FUMB				ST				MISC				
DATE	TEAM	GP	GS	TK	S	A	TFL	YDS	SK	YDS	QBH	NO	YDS	LG	TD	PD	FF	FR	TD	YDS	TK	S	A	FF	FR	S	A
2018	Cowboys	2	0	0	0	0	0	0	0.0	0.0	0	0	0	0	0	0	0	0	0	0	0	0	0	0	0	0	0
2020	Chiefs	0	0	0	0	0	0	0	0.0	0.0	0	0	0	0	0	0	0	0	0	0	0	0	0	0	0	0	0
NFL TOTALS		2	0	0	0	0	0	0	0.0	0.0	0	0	0	0	0	0	0	0	0	0	0	0	0	0	0	0	0

SINGLE-GAME HIGHS: DEFENSIVE

- Total Tackles

6 vs. Los Angeles Chargers, Sep 29, 2019

5 vs. Tampa Bay Buccaneers, Dec 23, 2018
- Sacks

1.0 vs. New England Patriots, Oct 05, 2020

1.0 at Los Angeles Chargers, Sep 20, 2020

...9 more at 1.0.
- Passes Defensed

1 at Carolina Panthers, Sep 09, 2018

1 at San Francisco 49ers, Oct 22, 2017
- Forced Fumbles

1 vs. New England Patriots, Oct 05, 2020

1 vs. Philadelphia Eagles, Dec 01, 2019

...2 more at 1.
- Fumble Recoveries

1 vs. New York Giants, Sep 16, 2018
- Tackles For Loss

1 at Los Angeles Chargers, Sep 20, 2020

1 at Buffalo Bills, Oct 20, 2019

...7 more at 1.

SINGLE-GAME HIGHS - POSTSEASON: DEFENSIVE

- Total Tackles

1 at Los Angeles Rams, Jan 12, 2019

2021 GAME-BY-GAME REGULAR-SEASON STATISTICS (STEELERS)

DATE	OPPONENT	P/S	TACKLES							INTERCEPTIONS					O. FUMB			ST			MISC			W/L	SCORE			
			TK	S	A	SK	YDS	TFL	YDS	QBH	NO	YDS	LG	TD	PD	FF	FR	TD	YDS	TK	S	A	FF			FR	S	A
09/12	at Bills										NOT ON ROSTER															W	23-16	
09/19	Raiders										NOT ON ROSTER															L	17-26	
09/26	Bengals										PRACTICE SQUAD															10-24		
10/03	at Packers										PRACTICE SQUAD															L	17-27	
10/10	Broncos										PRACTICE SQUAD															W	27-19	
10/17	Seahawks										PRACTICE SQUAD															W	23-20+	
10/31	at Browns										PRACTICE SQUAD															W	15-10	
11/08	Bears	P	3	2	1	0.0	0.0	0	0	0	0	0	0	0	0	0	0	0	0	0	0	0	0	0	0	0	W	29-27
11/14	Lions	P	3	1	2	0.0	0.0	0	0	0	0	0	0	0	0	0	0	0	0	0	0	0	0	0	0	0	T	16-16
2021 TOTALS		2-0	6	3	3	0.0	0.0	0	0	0	0	0	0	0	0	0	0	0	0	0	0	0	0	0	0	0	5-3-1	
+ - Overtime																												


+ - Overtime

2020 GAME-BY-GAME POSTSEASON STATISTICS (CHIEFS)

			TACKLES							INTERCEPTIONS					O. FUMB				ST				MISC							
DATE	OPPONENT	P/S	TK	S	A	SK	YDS	TFL	YDS	QBH	NO	YDS	LG	TD	PD	FF	FR	TD	YDS	TK	S	A	FF	FR	S	A	W/L	SCORE		
01/17	Browns											INJURED RESERVE																	W	22-17
01/24	Bills											INJURED RESERVE																	W	38-24
02/07	at Buccaneers											INJURED RESERVE																	L	9-31
2020 TOTALS			0	0	0	0.0	0.0	0	0	0	0	0	0	0	0	0	0	0	0	0	0	0	0	0	0	0	2-1			

2018 GAME-BY-GAME POSTSEASON STATISTICS (COWBOYS)

			TACKLES								INTERCEPTIONS						O. FUMB			ST			MISC					
DATE	OPPONENT	P/S	TK	S	A	SK	YDS	TFL	YDS	QBH	NO	YDS	LG	TD	PD	FF	FR	TD	YDS	TK	S	A	FF	FR	S	A	W/L	SCORE
01/05	Seahawks	P	0	0	0	0.0	0.0	0	0	0	0	0	0	0	0	0	0	0	0	0	0	0	0	0	0	0	W	24-22
01/12	at Rams	P	0	0	0	0.0	0.0	0	0	0	0	0	0	0	0	0	0	0	0	0	0	0	0	0	0	0	L	22-30
2018 TOTALS		2-0	0	0	0	0.0	0.0	0	0	0	0	0	0	0	0	0	0	0	0	0	0	0	0	0	0	0	1-1	



11

CHASE CLAYPOOL

WIDE RECEIVER

HEIGHT: 6-4

BIRTHPLACE: Abbotsford, British Columbia, Canada

WEIGHT: 238

HOW ACQUIRED: D2 '20

COLLEGE: Notre Dame

NFL EXPERIENCE: 2nd year

BORN: Jul. 7, 1998 (23)

CHASE CLAYPOOL'S NFL REGULAR SEASON RUSHING/RECEIVING STATISTICS

DATE	TEAM	GP	GS	RECEIVING					RUSHING				
				NO.	YDS.	AVG.	LG	TD	NO.	YDS.	AVG.	LG	TD
2020	Steelers	16	6	62	873	14.1	84t	9	10	16	1.6	8	2
2021	Steelers	7	6	29	433	14.9	59	1	6	51	8.5	25	0
NFL TOTALS		23	12	91	1,306	14.4	84T	10	16	67	4.2	25	2

CHASE CLAYPOOL'S NFL POSTSEASON RUSHING/RECEIVING STATISTICS

DATE	TEAM	GP	GS	RECEIVING					RUSHING				
				NO.	YDS.	AVG.	LG	TD	NO.	YDS.	AVG.	LG	TD
2020	Steelers	1	1	5	59	11.8	29t	2	0	0	0.0	0	0
NFL TOTALS		1	1	5	59	11.8	29T	2	0	0	0.0	0	0

CHASE CLAYPOOL'S NFL REGULAR SEASON RETURN STATISTICS

DATE	TEAM	RET.	KICKOFF RETURNS					PUNT RETURNS				
			YDS.	AVG.	LG	TD	NO.	FC	YDS.	AVG.	LG	TD
2020	Steelers	0	0	0.0	0	0	0	0	0	0.0	0	0
2021	Steelers	0	0	0.0	0	0	0	0	0	0.0	0	0
NFL TOTALS		0	0	0.0	0	0	0	0	0	0.0	0	0

CHASE CLAYPOOL'S NFL POSTSEASON RETURN STATISTICS

DATE	TEAM	RET.	KICKOFF RETURNS					PUNT RETURNS				
			YDS.	AVG.	LG	TD	NO.	FC	YDS.	AVG.	LG	TD
2020	Steelers	0	0	0.0	0	0	0	0	0	0.0	0	0
NFL TOTALS		0	0	0.0	0	0	0	0	0	0.0	0	0

SINGLE-GAME HIGHS: RUSHING/RECEIVING

Rush Attempts	3 vs. Philadelphia Eagles, Oct 11, 2020 2 vs. Chicago Bears, Nov 08, 2021 ...3 more at 2.	Longest Receptions	84t vs. Denver Broncos, Sep 20, 2020 59 vs. Denver Broncos, Oct 10, 2021
Rushing Yards	25 at Buffalo Bills, Sep 12, 2021 16 at Cleveland Browns, Oct 31, 2021	Receiving TDs	3 vs. Philadelphia Eagles, Oct 11, 2020 2 vs. Cincinnati Bengals, Nov 15, 2020
Longest Runs	25 at Buffalo Bills, Sep 12, 2021 16 at Cleveland Browns, Oct 31, 2021	All-Purpose Yards	130 vs. Denver Broncos, Oct 10, 2021 116 vs. Philadelphia Eagles, Oct 11, 2020
Rushing TDs	1 vs. Cleveland Browns, Oct 18, 2020 1 vs. Philadelphia Eagles, Oct 11, 2020	Special Teams Tackles	3 vs. Denver Broncos, Sep 20, 2020 1 at Cleveland Browns, Jan 03, 2021 ...2 more at 1.
Receptions	9 vs. Cincinnati Bengals, Sep 26, 2021 8 at Dallas Cowboys, Nov 08, 2020	Most TDs	4 vs. Philadelphia Eagles, Oct 11, 2020 2 vs. Cincinnati Bengals, Nov 15, 2020
Receiving Yards	130 vs. Denver Broncos, Oct 10, 2021 110 vs. Philadelphia Eagles, Oct 11, 2020	Receiving Average	29.3 vs. Denver Broncos, Sep 20, 2020 26.0 vs. Denver Broncos, Oct 10, 2021

SINGLE-GAME HIGHS - POSTSEASON: RECEIVING

Receptions	5 vs. Cleveland Browns, Jan 10, 2021	Receiving TDs	2 vs. Cleveland Browns, Jan 10, 2021
Receiving Yards	59 vs. Cleveland Browns, Jan 10, 2021	All-Purpose Yards	59 vs. Cleveland Browns, Jan 10, 2021
Longest Receptions	29t vs. Cleveland Browns, Jan 10, 2021 15 vs. Cleveland Browns, Jan 10, 2021 7 vs. Cleveland Browns, Jan 10, 2021 7t vs. Cleveland Browns, Jan 10, 2021 1 vs. Cleveland Browns, Jan 10, 2021	Most TDs	2 vs. Cleveland Browns, Jan 10, 2021

100-YARD RECEIVING GAMES (3): REGULAR SEASON

DATE	TEAM	NO.	YDS.	AVG.	LG	TD
10/11/20	EAGLES	7	110	15.7	35t	3
01/03/21	at Browns	5	101	20.2	41	1
10/10/21	BRONCOS	5	130	26.0	59	1

2021 PITTSBURGH STEELERS

65

UPDATED PLAYER BIOS

2021 GAME-BY-GAME REGULAR-SEASON STATISTICS (STEELERS)

DATE	OPPONENT	P/S	RECEIVING					RUSHING					W/L/T	SCORE
			NO.	YDS.	AVG.	LG	TD	NO.	YDS.	AVG.	LG	TD		
09/12	at Bills	P	3	45	15.0	22	0	1	25	25.0	25	0	W	23-16
09/19	Raiders	S	3	70	23.3	52	0	1	-3	-3.0	-3	0	L	17-26
09/26	Bengals	S	9	96	10.7	29	0	0	0	0.0	0	0	L	10-24
10/03	at Packers	S	ON INACTIVE LIST										L	17-27
10/10	Broncos		5	130	26.0	59	1	0	0	0.0	0	0	W	27-19
10/17	Seahawks	S	2	17	8.5	12	0	0	0	0.0	0	0	W	23-20+
10/31	at Browns	S	4	45	11.3	16	0	2	16	8.0	16	0	W	15-10
11/08	Bears	S	3	30	10.0	26	0	2	13	6.5	11	0	W	29-27
11/14	Lions	S	ON INACTIVE LIST										T	16-16
2021 TOTALS	7-6		29	433	14.9	59	1	6	51	8.5	25	0	5-3-1	
+ - Overtime														

2020 GAME-BY-GAME POSTSEASON STATISTICS (STEELERS)

DATE	OPPONENT	P/S	RECEIVING					RUSHING					W/L	SCORE
			NO.	YDS.	AVG.	LG	TD	NO.	YDS.	AVG.	LG	TD		
01/10	Browns	S	5	59	11.8	29t	2	0	0	0.0	0	0	L	37-48
2020 TOTALS	1-1		5	59	11.8	29T	2	0	0	0.0	0	0	0-1	



69

KEVIN DOTSON

OFFENSIVE LINEMAN

HEIGHT: 6-4

BIRTHPLACE: Plaquemine, LA

WEIGHT: 321

HOW ACQUIRED: D4b '20

COLLEGE: Louisiana

NFL EXPERIENCE: 2nd year

BORN: Sep. 18, 1996 (25)

KEVIN DOTSON'S NFL REGULAR SEASON STATISTICS

DATE	TEAM	GP	GS
2020	Steelers	13	4
2021	Steelers	9	9
NFL TOTALS		22	13

KEVIN DOTSON'S NFL POSTSEASON STATISTICS

DATE	TEAM	GP	GS
2020	Steelers	1	0
NFL TOTALS		1	0

2021 GAME-BY-GAME REGULAR-SEASON STATISTICS (STEELERS)

DATE	OPPONENT	P/S	W/L/T	SCORE
09/12	at Bills	S	W	23-16
09/19	Raiders	S	L	17-26
09/26	Bengals	S	L	10-24
10/03	at Packers	S	L	17-27
10/10	Broncos	S	W	27-19
10/17	Seahawks	S	W	23-20+
10/31	at Browns	S	W	15-10
11/08	Bears	S	W	29-27
11/14	Lions	S	T	16-16
2021 TOTALS		9-9	5-3-1	

+ - Overtime


2020 GAME-BY-GAME POSTSEASON STATISTICS (STEELERS)

DATE	OPPONENT	P/S	W/L	SCORE
01/10	Browns	P	L	37-48
2020 TOTALS		1-0	0-1	

2021 PITTSBURGH STEELERS

67

UPDATED PLAYER BIOS



85

ERIC EBRON

TIGHT END

HEIGHT: 6-4 BIRTHPLACE: Newark, NJ
WEIGHT: 253 HOW ACQUIRED: UFA '20
COLLEGE: North Carolina NFL EXPERIENCE: 8th year
BORN: Apr. 10, 1993 (28)

REGULAR SEASON COMPARISON: RECEIVING - LOS ANGELES CHARGERS

DATE	OPP	W/L	GP/GS	REC	YDS.	AVG.	TD	LG	TGTS	YAC
9/13/15	DET @ SD	L	P	4	53	13.3	1	18t	5	11
9/8/19	IND @ LAC	L	P	1	8	8.0	0	8	3	0
TOTALS		0/2	2/0	5	61	12.2	1	8	8	11

ERIC EBON'S NFL REGULAR SEASON RUSHING/RECEIVING STATISTICS													
RECEIVING									RUSHING				
DATE	TEAM	GP	GS	NO.	YDS.	AVG.	LG	TD	NO.	YDS.	AVG.	LG	TD
2014	Lions	13	7	25	248	9.9	22	1	0	0	0.0	0	0
2015	Lions	14	8	47	537	11.4	55	5	0	0	0.0	0	0
2016	Lions	13	13	61	711	11.7	61	1	1	1	1.0	1t	1
2017	Lions	16	9	53	574	10.8	44	4	0	0	0.0	0	0
2018	Colts	16	8	66	750	11.4	53t	13	3	-8	-2.7	2t	1
2019	Colts	11	2	31	375	12.1	48t	3	0	0	0.0	0	0
2020	Steelers	15	9	56	558	10.0	27	5	0	0	0.0	0	0
2021	Steelers	7	2	9	60	6.7	19	0	1	1	1.0	1t	1
NFL TOTALS		105	58	348	3,813	11.0	61	32	5	-6	-1.2	2T	3

ERIC EBRON'S NFL POSTSEASON RUSHING/RECEIVING STATISTICS													
RECEIVING									RUSHING				
DATE	TEAM	GP	GS	NO.	YDS.	AVG.	LG	TD	NO.	YDS.	AVG.	LG	TD
2014	Lions	1	1	3	21	7.0	8	0	0	0	0.0	0	0
2016	Lions	1	1	2	23	11.5	12	0	0	0	0.0	0	0
2018	Colts	2	1	8	77	9.6	21	1	0	0	0.0	0	0
2020	Steelers	1	0	7	62	8.9	17t	1	0	0	0.0	0	0
NFL TOTALS		5	3	20	183	9.2	21	2	0	0	0.0	0	0

ERIC EBRON'S NFL REGULAR SEASON RETURN STATISTICS												
KICKOFF RETURNS							PUNT RETURNS					
DATE	TEAM	RET.	YDS.	AVG.	LG	TD	NO.	FC	YDS.	AVG.	LG	TD
2014	Lions	0	0	0.0	0	0	0	0	0	0.0	0	0
2015	Lions	0	0	0.0	0	0	0	0	0	0.0	0	0
2016	Lions	0	0	0.0	0	0	0	0	0	0.0	0	0
2017	Lions	0	0	0.0	0	0	0	0	0	0.0	0	0
2018	Colts	0	0	0.0	0	0	0	0	0	0.0	0	0
2019	Colts	0	0	0.0	0	0	0	0	0	0.0	0	0
2020	Steelers	0	0	0.0	0	0	0	0	0	0.0	0	0
2021	Steelers	0	0	0.0	0	0	0	0	0	0.0	0	0
NFL TOTALS		0	0	0.0	0	0	0	0	0	0.0	0	0

ERIC EBRON'S NFL POSTSEASON RETURN STATISTICS												
KICKOFF RETURNS							PUNT RETURNS					
DATE	TEAM	RET.	YDS.	AVG.	LG	TD	NO.	FC	YDS.	AVG.	LG	TD
2014	Lions	0	0	0.0	0	0	0	0	0	0.0	0	0
2016	Lions	0	0	0.0	0	0	0	0	0	0.0	0	0
2018	Colts	0	0	0.0	0	0	0	0	0	0.0	0	0
2020	Steelers	0	0	0.0	0	0	0	0	0	0.0	0	0
NFL TOTALS		0	0	0.0	0	0	0	0	0	0.0	0	0

SINGLE-GAME HIGHS: RUSHING/RECEIVING

Rush Attempts	1 at Jacksonville Jaguars, Dec 02, 2018 1 vs. Jacksonville Jaguars, Nov 11, 2018 ...2 more at 1.	Longest Receptions	61 vs. Jacksonville Jaguars, Nov 20, 2016 55 vs. Minnesota Vikings, Oct 25, 2015
Rushing Yards	2 vs. Jacksonville Jaguars, Nov 11, 2018 1 vs. Jacksonville Jaguars, Nov 20, 2016	Receiving TDs	2 vs. Miami Dolphins, Nov 25, 2018 2 vs. Jacksonville Jaguars, Nov 11, 2018 ...1 more at 2.
Longest Runs	21 vs. Jacksonville Jaguars, Nov 11, 2018 11 vs. Seattle Seahawks, Oct 17, 2021 ...1 more at 1.	All-Purpose Yards	105 at New England Patriots, Oct 04, 2018 94 at Tampa Bay Buccaneers, Dec 10, 2017
Rushing TDs	1 vs. Jacksonville Jaguars, Nov 11, 2018 1 vs. Jacksonville Jaguars, Nov 20, 2016	Miscellaneous Tackles	1 vs. Miami Dolphins, Nov 10, 2019 1 vs. Miami Dolphins, Nov 25, 2018 ...3 more at 1.
Receptions	10 at Jacksonville Jaguars, Dec 02, 2018 10 at Tampa Bay Buccaneers, Dec 10, 2017	Most TDs	3 vs. Jacksonville Jaguars, Nov 11, 2018 2 vs. Miami Dolphins, Nov 25, 2018 ...1 more at 2.
Receiving Yards	105 at New England Patriots, Oct 04, 2018 94 at Tampa Bay Buccaneers, Dec 10, 2017	Receiving Average	23.3 vs. Jacksonville Jaguars, Nov 20, 2016 23.0 vs. Jacksonville Jaguars, Nov 11, 2018

SINGLE-GAME HIGHS - POSTSEASON: RECEIVING

Receptions	7 vs. Cleveland Browns, Jan 10, 2021 5 at Kansas City Chiefs, Jan 12, 2019 3 at Houston Texans, Jan 05, 2019 3 at Dallas Cowboys, Jan 04, 2015 2 at Seattle Seahawks, Jan 07, 2017	Receiving TDs	1 vs. Cleveland Browns, Jan 10, 2021 1 at Houston Texans, Jan 05, 2019
Receiving Yards	62 vs. Cleveland Browns, Jan 10, 2021 51 at Kansas City Chiefs, Jan 12, 2019 26 at Houston Texans, Jan 05, 2019 23 at Seattle Seahawks, Jan 07, 2017 21 at Dallas Cowboys, Jan 04, 2015 21 at Kansas City Chiefs, Jan 12, 2019	All-Purpose Yards	62 vs. Cleveland Browns, Jan 10, 2021 51 at Kansas City Chiefs, Jan 12, 2019 26 at Houston Texans, Jan 05, 2019 23 at Seattle Seahawks, Jan 07, 2017 21 at Dallas Cowboys, Jan 04, 2015
Longest Receptions	17t vs. Cleveland Browns, Jan 10, 2021 17 at Kansas City Chiefs, Jan 12, 2019 15 at Houston Texans, Jan 05, 2019 12 at Seattle Seahawks, Jan 07, 2017	Most TDs	1 vs. Cleveland Browns, Jan 10, 2021 1 at Houston Texans, Jan 05, 2019

100-YARD RECEIVING GAMES (1): REGULAR SEASON

DATE	TEAM	NO.	YDS.	AVG.	LG	TD
10/04/18	at Patriots	9	105	11.7	28	2

2021 GAME-BY-GAME REGULAR-SEASON STATISTICS (STEELERS)

		RECEIVING						RUSHING							
DATE	OPPONENT	P/S	NO.	YDS.	AVG.	LG	TD	NO.	YDS.	AVG.	LG	TD	W/L/T	SCORE	
09/12	at Bills	S	1	19	19.0	19	0	0	0	0.0	0	0	W	23-16	
09/19	Raiders	P	0	0	0.0	0	0	0	0	0.0	0	0	L	17-26	
09/26	Bengals	P	0	0	0.0	0	0	0	0	0.0	0	0	L	10-24	
10/03	at Packers	S	2	8	4.0	4	0	0	0	0.0	0	0	L	17-27	
10/10	Broncos	P	2	10	5.0	5	0	0	0	0.0	0	0	W	27-19	
10/17	Seahawks	P	2	10	5.0	6	0	1	1	1.0	1t	1	W	23-20+	
10/31	at Browns							ON INACTIVE LIST						W	15-10
11/08	Bears							ON INACTIVE LIST						W	29-27
11/14	Lions	P	2	13	6.5	9	0	0	0	0.0	0	0	T	16-16	
2021 TOTALS	7-2		9	60	6.7	19	0	1	1	1.0	1T	1	5-3-1		
+ - Overtime															

2020 GAME-BY-GAME POSTSEASON STATISTICS (STEELERS)

			RECEIVING					RUSHING						
DATE	OPPONENT	P/S	NO.	YDS.	AVG.	LG	TD	NO.	YDS.	AVG.	LG	TD	W/L	SCORE
01/10	Browns	P	7	62	8.9	17t	1	0	0	0.0	0	0	L	37-48
2020 TOTALS		1-0	7	62	8.9	17T	1	0	0	0.0	0	0	0-1	

2018 GAME-BY-GAME POSTSEASON STATISTICS (COLTS)

			RECEIVING					RUSHING						
DATE	OPPONENT	P/S	NO.	YDS.	AVG.	LG	TD	NO.	YDS.	AVG.	LG	TD	W/L	SCORE
01/05	at Texans	S	3	26	8.7	15	1	0	0	0.0	0	0	W	21-7
01/12	at Chiefs	P	5	51	10.2	21	0	0	0	0.0	0	0	L	13-31
2018 TOTALS	2-1		8	77	9.6	21	1	0	0	0.0	0	0	1-1	

2016 GAME-BY-GAME POSTSEASON STATISTICS (LIONS)

			RECEIVING					RUSHING						
DATE	OPPONENT	P/S	NO.	YDS.	AVG.	LG	TD	NO.	YDS.	AVG.	LG	TD	W/L	SCORE
01/07	at Seahawks	S	2	23	11.5	12	0	0	0	0.0	0	0	L	6-26
2016 TOTALS		1-1	2	23	11.5	12	0	0	0	0.0	0	0	0-1	

2014 GAME-BY-GAME POSTSEASON STATISTICS (LIONS)

			RECEIVING					RUSHING						
DATE	OPPONENT	P/S	NO.	YDS.	AVG.	LG	TD	NO.	YDS.	AVG.	LG	TD	W/L	SCORE
01/04	at Cowboys	S	3	21	7.0	8	0	0	0	0.0	0	0	L	20-24
2014 TOTALS		1-1	3	21	7.0	8	0	0	0	0.0	0	0	0-1	



TERRELL EDMUNDS SAFETY

HEIGHT: 6-1 BIRTHPLACE: Danville, VA
WEIGHT: 217 HOW ACQUIRED: D1 '18
COLLEGE: Virginia Tech NFL EXPERIENCE: 4th year
BORN: Jan. 20, 1997 (24)

REGULAR SEASON COMPARISON: DEFENSIVE - LOS ANGELES CHARGERS

DATE	OPP	W/L	GP/GS	TACKLES			SACK	YDS.	INT	TFL	PD	QBH	TD	MISC	
				TOT	SOLO	ASST								FF	FR
12/2/18	PIT vs. LAC	L	S	7	5	2	1.0	9.0	0	1	1	1	0	0	0
10/13/19	PIT @ LAC	W	S	5	3	2	0.0	0.0	0	0	1	0	0	0	0
TOTALS		1/1	2/2	12	8	4	1.0	9.0	0	1	2	1	0	0	0

TERRELL EDMUNDS' NFL REGULAR SEASON DEFENSIVE STATISTICS

DATE	TEAM	GP	GS	TACKLES								INTERCEPTIONS				O. FUMB				ST				MISC			
				TK	S	A	TFL	YDS	SK	YDS	QBH	NO	YDS	LG	TD	PD	FF	FR	TD	YDS	TK	S	A	FF	FR	S	A
2018	Steelers	16	15	73	52	21	1	9	1.0	9.0	3	1	35	35	0	4	0	1	0	5	3	2	0	0	0	0	
2019	Steelers	16	16	105	71	34	2	7	0.0	0.0	2	0	0	0	0	3	0	0	0	0	0	0	0	0	0		
2020	Steelers	15	12	68	46	22	1	11	1.0	11.0	1	2	11	7	0	8	0	0	0	0	0	0	0	0	0		
2021	Steelers	9	9	47	35	12	5	18	1.0	13.0	1	1	15	15	0	2	0	0	0	0	0	0	0	0	0		
NFL TOTALS		56	52	293	204	89	9	45	3.0	33.0	7	4	61	35	0	17	0	1	0	5	3	2	0	0	0	0	

TERRELL EDMUNDS' NFL POSTSEASON DEFENSIVE STATISTICS

TACKLES												INTERCEPTIONS					O. FUMB				ST				MISC			
DATE	TEAM	GP	GS	TK	S	A	TFL	YDS	SK	YDS	QBH	NO	YDS	LG	TD	PD	FF	FR	TD	YDS	TK	S	A	FF	FR	S	A	
2020	Steelers	1	1	6	3	3	1	1	0.0	0.0	0	0	0	0	0	1	0	0	0	0	0	0	0	0	0	0	0	0
NFL TOTALS		1	1	6	3	3	1	1	0.0	0.0	0	0	0	0	0	1	0	0	0	0	0	0	0	0	0	0	0	0

SINGLE-GAME HIGHS: DEFENSIVE

Total Tackles	11 vs. Buffalo Bills, Dec 15, 2019 11 vs. Seattle Seahawks, Sep 15, 2019	Tackles For Loss	2 vs. Detroit Lions, Nov 14, 2021 2 vs. Las Vegas Raiders, Sep 19, 2021
Sacks	1.0 vs. Detroit Lions, Nov 14, 2021 1.0 vs. Denver Broncos, Sep 20, 2020 ...1 more at 1.0.	Interceptions	2 at Jacksonville Jaguars, Nov 22, 2020 1 at Tampa Bay Buccaneers, Sep 24, 2018 35 at Tampa Bay Buccaneers, Sep 24, 2018
Passes Defensed	2 at Jacksonville Jaguars, Nov 22, 2020 2 at Tennessee Titans, Oct 25, 2020	Interception Return Yards	15 vs. Cincinnati Bengals, Sep 26, 2021 1 vs. Cincinnati Bengals, Dec 30, 2018 1 vs. Los Angeles Chargers, Dec 02, 2018 ...3 more at 1.
Fumble Recoveries	1 vs. Baltimore Ravens, Sep 30, 2018	Special Teams Tackles	

SINGLE-GAME HIGHS - POSTSEASON: DEFENSIVE


Total Tackles	6 vs. Cleveland Browns, Jan 10, 2021	Tackles For Loss	1 vs. Cleveland Browns, Jan 10, 2021
Passes Defensed	1 vs. Cleveland Browns, Jan 10, 2021		

2021 GAME-BY-GAME REGULAR-SEASON STATISTICS (STEELERS)

DATE	OPPONENT	P/S	TACKLES								INTERCEPTIONS				O. FUMB				ST				MISC				SCORE
			TK	S	A	SK	YDS	TFL	YDS	QBH	NO	YDS	LG	TD	PD	FF	FR	TD	YDS	TK	S	A	FF	FR	S	A	
09/12	at Bills	S	5	4	1	0.0	0.0	0	0	0	0	0	0	0	0	0	0	0	0	0	0	0	0	0	0	W	23-16
09/19	Raiders	S	6	5	1	0.0	0.0	2	2	0	0	0	0	0	0	0	0	0	0	0	0	0	0	0	0	L	17-26
09/26	Bengals	S	5	2	3	0.0	0.0	0	0	1	15	15	0	1	0	0	0	0	0	0	0	0	0	0	0	L	10-24
10/03	at Packers	S	7	6	1	0.0	0.0	0	0	0	0	0	0	0	0	0	0	0	0	0	0	0	0	0	0	L	17-27
10/10	Broncos	S	7	4	3	0.0	0.0	0	0	0	0	0	0	0	0	0	0	0	0	0	0	0	0	0	0	W	27-19
10/17	Seahawks	S	3	2	1	0.0	0.0	0	0	0	0	0	0	0	0	0	0	0	0	0	0	0	0	0	0	W	23-20+
10/31	at Browns	S	5	4	1	0.0	0.0	0	0	0	0	0	0	0	0	0	0	0	0	0	0	0	0	0	0	W	15-10
11/08	Bears	S	4	4	0	0.0	0.0	0	0	0	0	0	0	0	0	0	0	0	0	0	0	0	0	0	0	W	29-27
11/14	Lions	S	5	4	1	1.0	13.0	2	16	1	0	0	0	0	1	0	0	0	0	0	0	0	0	0	0	T	16-16
2021 TOTALS		9-9	47	35	12	1.0	13.0	5	18	1	1	15	15	0	2	0	0	0	0	0	0	0	0	0	0	5-3-1	
+ - Overtime																											

2020 GAME-BY-GAME POSTSEASON STATISTICS (STEELERS)

DATE	OPPONENT	P/S	TACKLES								INTERCEPTIONS				O. FUMB				ST				MISC				SCORE
			TK	S	A	SK	YDS	TFL	YDS	QBH	NO	YDS	LG	TD	PD	FF	FR	TD	YDS	TK	S	A	FF	FR	S	A	
01/10	Browns	S	6	3	3	0.0	0.0	1	1	0	0	0	0	1	0	0	0	0	0	0	0	0	0	0	0	L	37-48
2020 TOTALS			1-1	6	3	3	0.0	0.0	1	1	0	0	0	0	1	0	0	0	0	0	0	0	0	0	0	0-1	



67

B.J. FINNEY
CENTER/GUARD

HEIGHT: 6-4

WEIGHT: 318

COLLEGE: Kansas State

BORN: Oct. 26, 1991 (30)

BIRTHPLACE: Wichita, KS

HOW ACQUIRED: UDFA '15

NFL EXPERIENCE: 6th year

B.J. FINNEY'S NFL REGULAR SEASON STATISTICS

DATE	TEAM	GP	GS
2016	Steelers	13	3
2017	Steelers	14	4
2018	Steelers	16	2
2019	Steelers	16	4
2020	Seahawks	6	0
2021	Steelers	4	0
NFL TOTALS		69	13

B.J. FINNEY'S NFL POSTSEASON STATISTICS

DATE	TEAM	GP	GS
2016	Steelers	0	0
2017	Steelers	1	0
NFL TOTALS		1	0

2021 GAME-BY-GAME REGULAR-SEASON STATISTICS (STEELERS)


DATE	OPPONENT	P/S		W/L/T	SCORE
09/12	at Bills		DID NOT PLAY (NON-INJURY)	W	23-16
09/19	Raiders	P		L	17-26
09/26	Bengals	P		L	10-24
10/03	at Packers	P	DID NOT PLAY (NON-INJURY)	L	17-27
10/10	Broncos			W	27-19
10/17	Seahawks	P		W	23-20+
10/31	at Browns		DID NOT PLAY (NON-INJURY)	W	15-10
11/08	Bears		DID NOT PLAY (NON-INJURY)	W	29-27
11/14	Lions		ON INACTIVE LIST	T	16-16
2021 TOTALS		4-0		5-3-1	
+ - Overtime					

2017 GAME-BY-GAME POSTSEASON STATISTICS (STEELERS)

DATE	OPPONENT	P/S		W/L	SCORE
01/14	Jaguars	P		L	42-45
2017 TOTALS		1-0		0-1	

2016 GAME-BY-GAME POSTSEASON STATISTICS (STEELERS)

DATE	OPPONENT	P/S		W/L	SCORE
01/08	Dolphins		INACTIVE	W	30-12
01/15	at Chiefs		INACTIVE	W	18-16
01/22	at Patriots		INACTIVE	L	17-36
2016 TOTALS		0-0		2-1	



88

PAT FREIERMUTH

(Friar-mooth)

TIGHT END

HEIGHT: 6-5

WEIGHT: 258

COLLEGE: Penn State

BORN: Oct. 25, 1998 (23)

BIRTHPLACE Merrimac, MA

HOW ACQUIRED: D2 '21

NFL EXPERIENCE: R

PAT FREIERMUTH'S NFL REGULAR SEASON RUSHING/RECEIVING STATISTICS

DATE	TEAM	GP	GS	RECEIVING					RUSHING				
				NO.	YDS.	AVG.	LG	TD	NO.	YDS.	AVG.	LG	TD
2021	Steelers	9	5	32	276	8.6	24	4	0	0	0.0	0	0
NFL TOTALS		9	5	32	276	8.6	24	4	0	0	0.0	0	0

PAT FREIERMUTH'S NFL REGULAR SEASON RETURN STATISTICS

		KICKOFF RETURNS					PUNT RETURNS					
DATE	TEAM	RET.	YDS.	AVG.	LG	TD	NO.	FC	YDS.	AVG.	LG	TD
2021	Steelers	0	0	0.0	0	0	0	0	0	0.0	0	0
NFL TOTALS		0	0	0.0	0	0	0	0	0	0.0	0	0

SINGLE-GAME HIGHS: RECEIVING

Receptions	7 vs. Seattle Seahawks, Oct 17, 2021 5 vs. Detroit Lions, Nov 14, 2021 ...1 more at 5.	All-Purpose Yards	58 vs. Seattle Seahawks, Oct 17, 2021 44 at Cleveland Browns, Oct 31, 2021
Receiving Yards	58 vs. Seattle Seahawks, Oct 17, 2021 44 at Cleveland Browns, Oct 31, 2021	Most TDs	2 vs. Chicago Bears, Nov 08, 2021 1 at Cleveland Browns, Oct 31, 2021 ...1 more at 1.
Longest Receptions	24 at Buffalo Bills, Sep 12, 2021 22 at Cleveland Browns, Oct 31, 2021	Receiving Average	11.0 at Cleveland Browns, Oct 31, 2021 9.0 vs. Las Vegas Raiders, Sep 19, 2021
Receiving TDs	2 vs. Chicago Bears, Nov 08, 2021 1 at Cleveland Browns, Oct 31, 2021 ...1 more at 1.		

2021 GAME-BY-GAME REGULAR-SEASON STATISTICS (STEELERS)

DATE	OPPONENT	P/S	RECEIVING					RUSHING					W/L/T	SCORE
			NO.	YDS.	AVG.	LG	TD	NO.	YDS.	AVG.	LG	TD		
09/12	at Bills	S	1	24	24.0	24	0	0	0	0.0	0	0	W	23-16
09/19	Raiders	S	4	36	9.0	14	0	0	0	0.0	0	0	L	17-26
09/26	Bengals	P	3	22	7.3	15	1	0	0	0.0	0	0	L	10-24
10/03	at Packers	S	1	11	11.0	11	0	0	0	0.0	0	0	L	17-27
10/10	Broncos	P	2	7	3.5	4	0	0	0	0.0	0	0	W	27-19
10/17	Seahawks	P	7	58	8.3	12	0	0	0	0.0	0	0	W	23-20+
10/31	at Browns	P	4	44	11.0	22	1	0	0	0.0	0	0	W	15-10
11/08	Bears	S	5	43	8.6	13	2	0	0	0.0	0	0	W	29-27
11/14	Lions	S	5	31	6.2	10	0	0	0	0.0	0	0	T	16-16
2021 TOTALS		9-5	32	276	8.6	24	4	0	0	0.0	0	0	5-3-1	

+ - Overtime



81

ZACH GENTRY

TIGHT END

HEIGHT: 6-8

BIRTHPLACE Albuquerque, NM

WEIGHT: 265

HOW ACQUIRED: D5 '19

COLLEGE: Michigan

NFL EXPERIENCE: 3rd year

BORN: Sep. 10, 1996 (25)

ZACH GENTRY'S NFL REGULAR SEASON RUSHING/RECEIVING STATISTICS

DATE	TEAM	GP	GS	RECEIVING				TD	RUSHING				TD
				NO.	YDS.	AVG.	LG		NO.	YDS.	AVG.	LG	
2019	Steelers	4	0	1	4	4.0	4	0	0	0	0.0	0	0
2020	Steelers	2	1	0	0	0.0	0	0	0	0	0.0	0	0
2021	Steelers	9	5	6	60	10.0	24	0	0	0	0.0	0	0
NFL TOTALS		15	6	7	64	9.1	24	0	0	0	0.0	0	0

ZACH GENTRY'S NFL POSTSEASON RUSHING/RECEIVING STATISTICS

DATE	TEAM	GP	GS	RECEIVING				TD	RUSHING				TD
				NO.	YDS.	AVG.	LG		NO.	YDS.	AVG.	LG	
2020	Steelers	0	0	0	0	0.0	0	0	0	0	0.0	0	0
NFL TOTALS		0	0	0	0	0.0	0	0	0	0	0.0	0	0

ZACH GENTRY'S NFL REGULAR SEASON RETURN STATISTICS

KICKOFF RETURNS							PUNT RETURNS					
DATE	TEAM	RET.	YDS.	AVG.	LG	TD	NO.	FC	YDS.	AVG.	LG	TD
2019	Steelers	0	0	0.0	0	0	0	0	0	0.0	0	0
2020	Steelers	0	0	0.0	0	0	0	0	0	0.0	0	0
2021	Steelers	0	0	0.0	0	0	0	0	0	0.0	0	0
NFL TOTALS		0	0	0.0	0	0	0	0	0	0.0	0	0

ZACH GENTRY'S NFL POSTSEASON RETURN STATISTICS

KICKOFF RETURNS							PUNT RETURNS						
DATE	TEAM	RET.	YDS.	AVG.	LG	TD	NO.	FC	YDS.	AVG.	LG	TD	
2020	Steelers	0	0	0.0	0	0	0	0	0	0.0	0	0	
NFL TOTALS		0	0	0.0	0	0	0	0	0	0.0	0	0	

SINGLE-GAME HIGHS: RECEIVING


Receptions	3 at Cleveland Browns, Oct 31, 2021 1 vs. Denver Broncos, Oct 10, 2021 ...3 more at 1.	All-Purpose Yards	13 vs. Denver Broncos, Oct 10, 2021 10 at Green Bay Packers, Oct 03, 2021
Receiving Yards	13 vs. Denver Broncos, Oct 10, 2021 10 at Green Bay Packers, Oct 03, 2021	Miscellaneous Tackles	1 at San Francisco 49ers, Sep 22, 2019
Longest Receptions	24 at Cleveland Browns, Oct 31, 2021 13 at Cleveland Browns, Oct 31, 2021 ...1 more at 13.	Receiving Average	13.0 at Cleveland Browns, Oct 31, 2021

2021 GAME-BY-GAME REGULAR-SEASON STATISTICS (STEELERS)

DATE	OPPONENT	P/S	RECEIVING					RUSHING					W/L/T	SCORE
			NO.	YDS.	AVG.	LG	TD	NO.	YDS.	AVG.	LG	TD		
09/12	at Bills	P	1	-2	-2.0	-2	0	0	0	0.0	0	0	W	23-16
09/19	Raiders	P	0	0	0.0	0	0	0	0	0.0	0	0	L	17-26
09/26	Bengals	S	0	0	0.0	0	0	0	0	0.0	0	0	L	10-24
10/03	at Packers	P	1	10	10.0	10	0	0	0	0.0	0	0	L	17-27
10/10	Broncos	S	1	13	13.0	13	0	0	0	0.0	0	0	W	27-19
10/17	Seahawks	S	0	0	0.0	0	0	0	0	0.0	0	0	W	23-20+
10/31	at Browns	S	3	39	13.0	24	0	0	0	0.0	0	0	W	15-10
11/08	Bears	S	0	0	0.0	0	0	0	0	0.0	0	0	W	29-27
11/14	Lions	P	0	0	0.0	0	0	0	0	0.0	0	0	T	16-16
2021 TOTALS		9-5	6	60	10.0	24	0	0	0	0.0	0	0	5-3-1	
+ - Overtime														

2020 GAME-BY-GAME POSTSEASON STATISTICS (STEELERS)

			RECEIVING					RUSHING						
DATE	OPPONENT	P/S	NO.	YDS.	AVG.	LG	TD	NO.	YDS.	AVG.	LG	TD	W/L	SCORE
01/10	Browns		DID NOT PLAY											37-48
2020 TOTALS		0-0	0	0	0.0	0	0	0	0	0.0	0	0	0-1	



54

ULYSEES GILBERT III

INSIDE LINEBACKER

HEIGHT: 6-0

BIRTHPLACE Ocala, FL

WEIGHT: 230

HOW ACQUIRED: D6c '19

COLLEGE: Akron

NFL EXPERIENCE: 3rd year

BORN: Aug 9, 1997 (24)

ULYSEES GILBERT III'S NFL REGULAR SEASON DEFENSIVE STATISTICS

		TACKLES										INTERCEPTIONS				O. FUMB				ST				MISC			
DATE	TEAM	GP	GS	TK	S	A	TFL	YDS	SK	YDS	QBH	NO	YDS	LG	TD	PD	FF	FR	TD	YDS	TK	S	A	FF	FR	S	A
2019	Steelers	7	0	0	0	0	0	0	0	0.0	0.0	0	0	0	0	0	0	0	0	0	5	3	2	0	0	0	0
2020	Steelers	4	0	2	2	0	0	0	0	0.0	0.0	0	0	0	0	0	0	0	0	0	3	1	2	0	0	0	0
2021	Steelers	9	0	0	0	0	0	0	0	0.0	0.0	0	0	0	0	0	0	0	0	0	5	2	3	0	0	0	0
NFL TOTALS		20	0	2	2	0	0	0	0	0.0	0.0	0	0	0	0	0	0	0	0	0	13	6	7	0	0	0	0

ULYSEES GILBERT III'S NFL POSTSEASON DEFENSIVE STATISTICS

TACKLES														INTERCEPTIONS				O. FUMB				ST				MISC	
DATE	TEAM	GP	GS	TK	S	A	TFL	YDS	SK	YDS	QBH	NO	YDS	LG	TD	PD	FF	FR	TD	YDS	TK	S	A	FF	FR	S	A
2020	Steelers	0	0	0	0	0	0	0	0	0.0	0.0	0	0	0	0	0	0	0	0	0	0	0	0	0	0	0	0
NFL TOTALS		0	0	0	0	0	0	0	0	0.0	0.0	0	0	0	0	0	0	0	0	0	0	0	0	0	0	0	0

SINGLE-GAME HIGHS: DEFENSIVE

Total Tackles	2 at Buffalo Bills, Dec 13, 2020	Special Teams Tackles	2 at Buffalo Bills, Dec 13, 2020
			2 vs. Indianapolis Colts, Nov 03, 2019
			...1 more at 2.

2021 GAME-BY-GAME REGULAR-SEASON STATISTICS (STEELERS)

DATE	OPPONENT	P/S	TACKLES							INTERCEPTIONS					O. FUMB			ST			MISC		SCORE				
			TK	S	A	SK	YDS	TFL	YDS	QBH	NO	YDS	LG	TD	PD	FF	FR	TD	YDS	TK	S	A		FF	FR	S	A
09/12	at Bills	P	0	0	0	0.0	0.0	0	0	0	0	0	0	0	0	0	0	0	1	1	0	0	0	0	0	W	23-16
09/19	Raiders	P	0	0	0	0.0	0.0	0	0	0	0	0	0	0	0	0	0	0	0	0	0	0	0	0	0	L	17-26
09/26	Bengals	P	0	0	0	0.0	0.0	0	0	0	0	0	0	0	0	0	0	0	0	0	0	0	0	0	0	L	10-24
10/03	at Packers	P	0	0	0	0.0	0.0	0	0	0	0	0	0	0	0	0	0	0	0	0	0	0	0	0	0	L	17-27
10/10	Broncos	P	0	0	0	0.0	0.0	0	0	0	0	0	0	0	0	0	0	0	0	1	0	0	0	0	0	W	27-19
10/17	Seahawks	P	0	0	0	0.0	0.0	0	0	0	0	0	0	0	0	0	0	0	1	0	1	0	0	0	0	W	23-20+
10/31	at Browns	P	0	0	0	0.0	0.0	0	0	0	0	0	0	0	0	0	0	0	0	0	0	0	0	0	0	W	15-10
11/08	Bears	P	0	0	0	0.0	0.0	0	0	0	0	0	0	0	0	0	0	0	0	1	1	0	0	0	0	W	29-27
11/14	Lions	P	0	0	0	0.0	0.0	0	0	0	0	0	0	0	0	0	0	0	0	1	0	1	0	0	0	T	16-16
2021 TOTALS			9-0	0	0	0	0.0	0.0	0	0	0	0	0	0	0	0	0	0	0	5	2	3	0	0	0	0	5-3-1
+ - Overtime																											

2020 GAME-BY-GAME POSTSEASON STATISTICS (STEELERS)

DATE	OPPONENT	P/S	TACKLES							INTERCEPTIONS					O. FUMB			ST					MISC		W/L	SCORE	
			TK	S	A	SK	YDS	TFL	YDS	QBH	NO	YDS	LG	TD	PD	FF	FR	TD	YDS	TK	S	A	FF	FR			S
01/10	Browns		DID NOT PLAY																								
2020 TOTALS			0	0	0	0.0	0.0	0	0	0	0	0	0	0	0	0	0	0	0	0	0	0	0	0	0	0-1	37-48



53

KENDRICK GREEN

CENTER

HEIGHT: 6-4

WEIGHT: 315

COLLEGE: Illinois

BORN: Dec. 22, 1998 (22)

BIRTHPLACE Peoria, IL

HOW ACQUIRED: D3 '21

NFL EXPERIENCE: R

KENDRICK GREEN'S NFL REGULAR SEASON STATISTICS

DATE	TEAM	GP	GS
2021	Steelers	9	9
NFL TOTALS		9	9

2021 GAME-BY-GAME REGULAR-SEASON STATISTICS (STEELERS)

DATE	OPPONENT	P/S	W/L/T	SCORE
09/12	at Bills	S	W	23-16
09/19	Raiders	S	L	17-26
09/26	Bengals	S	L	10-24
10/03	at Packers	S	L	17-27
10/10	Broncos	S	W	27-19
10/17	Seahawks	S	W	23-20+
10/31	at Browns	S	W	15-10
11/08	Bears	S	W	29-27
11/14	Lions	S	T	16-16
2021 TOTALS		9-9	5-3-1	
+ - Overtime				



JOE HADEN
CORNERBACK

HEIGHT: 5-11 BIRTHPLACE: Fort Washington, MD
WEIGHT: 195 HOW ACQUIRED: FA '17
COLLEGE: Florida NFL EXPERIENCE: 12th year
BORN: Apr. 14, 1989 (32)



REGULAR SEASON COMPARISON: DEFENSIVE - LOS ANGELES CHARGERS

DATE	OPP	W/L	GP/GS	TACKLES			SACK	YDS.	INT	TFL	PD	QBH	TD	MISC	
				TOT	SOLO	ASST								FF	FR
10/28/12	CLV vs. SD	W	S	8	5	3	0.0	0.0	0	0	0	0	0	0	0
12/24/16	CLV vs. SD	W	S	5	3	2	0.0	0.0	0	0	0	0	0	0	0
12/2/18	PIT vs. LAC	L	S	3	3	0	0.0	0.0	0	0	0	0	0	0	0
10/13/19	PIT @ LAC	W	S	2	1	1	0.0	0.0	0	0	1	0	0	0	0
TOTALS		3/1	4/4	18	12	6	0.0	0.0	0	0	1	0	0	0	0

JOE HADEN'S NFL REGULAR SEASON DEFENSIVE STATISTICS

DATE	TEAM	GP	GS	TK	S	TACKLES				INTERCEPTIONS				O. FUMB				ST				MISC					
						A	TFL	YDS	SK	YDS	QBH	NO	YDS	LG	TD	PD	FF	FR	TD	YDS	TK	S	A	FF	FR	S	A
2010	Browns	16	7	56	49	7	0	0	1.0	5.0	0	6	101	62	0	18	1	0	0	0	8	8	0	0	0	0	
2011	Browns	15	15	65	53	12	2	0	0	0.0	0.0	1	0	0	0	19	1	1	0	0	0	0	0	0	0		
2012	Browns	11	11	51	40	11	0	0	0.0	0.0	0	3	64	50	0	11	1	0	0	0	0	0	0	0	0		
2013	Browns	15	15	54	43	11	0	0	0.0	0.0	0	4	57	29	1	20	0	0	0	0	0	0	0	0	0		
2014	Browns	15	15	73	58	15	1	3	0.0	0.0	0	3	0	0	0	20	1	2	0	34	0	0	0	0	0		
2015	Browns	5	5	22	18	4	0	0	0.0	0.0	0	0	0	0	2	0	1	0	0	0	0	0	0	0	0		
2016	Browns	13	13	48	37	11	0	0	0.0	0.0	0	3	9	9	0	11	0	0	0	0	0	0	0	0	0		
2017	Browns	1	1	0	0	0	0	0	0.0	0.0	0	0	0	0	0	0	0	0	0	0	0	0	0	0	0		
Went from Cleveland to Pittsburgh.																											
2017	Steelers	10	10	20	18	2	1	3	1.0	3.0	1	1	1	1	0	7	0	0	0	0	0	0	0	0	0	0	
2017	TOTAL	11	11	20	18	2	1	3	1.0	3.0	1	1	1	1	0	7	0	0	0	0	0	0	0	0	0	0	
2018	Steelers	15	15	63	51	12	2	2	0.0	0.0	0	2	0	0	0	12	1	0	0	0	0	0	0	0	0		
2019	Steelers	16	16	65	59	6	3	7	0.0	0.0	0	5	20	16	0	17	1	1	0	3	0	0	0	0	0		
2020	Steelers	14	14	52	44	8	2	1	0.0	0.0	0	2	38	24	1	12	0	0	0	0	0	0	0	0	0		
2021	Steelers	8	8	24	15	9	0	0	0.0	0.0	0	0	0	0	0	5	1	0	0	0	0	0	0	0	0		
NFL TOTALS		154	145	593	485	108	11	16	3.0	8.0	2	29	290	62	2	154	7	5	0	37	8	8	0	0	0	0	

JOE HADEN'S NFL POSTSEASON DEFENSIVE STATISTICS

DATE	TEAM	GP	GS	TK	S	TACKLES					YDS	QBH	INTERCEPTIONS				O. FUMB				ST				MISC	
						A	TFL	YDS	SK	NO			YDS	LG	TD	PD	FF	FR	TD	YDS	TK	S	A	FF	FR	S
2017	Steelers	1	1	4	4	0	0	0	0.0	0.0	0	0	0	0	0	1	0	0	0	0	0	0	0	0	0	
2020	Steelers	0	0	0	0	0	0	0	0.0	0.0	0	0	0	0	0	0	0	0	0	0	0	0	0	0	0	
NFL TOTALS		1	1	4	4	0	0	0	0.0	0.0	0	0	0	0	0	1	0	0	0	0	0	0	0	0	0	

SINGLE-GAME HIGHS: DEFENSIVE

Total Tackles	13 vs. Houston Texans, Nov 16, 2014 12 vs. New England Patriots, Dec 16, 2018	Tackles For Loss	2 vs. Cleveland Browns, Oct 28, 2018 1 vs. Baltimore Ravens, Dec 02, 2020 ...8 more at 1.
Sacks	1.0 vs. Pittsburgh Steelers, Sep 10, 2017 1.0 vs. Cincinnati Bengals, Sep 11, 2011 ...1 more at 1.0.	Interceptions	2 at Arizona Cardinals, Dec 08, 2019 2 vs. Baltimore Ravens, Sep 18, 2016 ...1 more at 2.
Passes Defensed	5 vs. Los Angeles Rams, Nov 10, 2019 5 vs. Cincinnati Bengals, Sep 11, 2011	Interception Return Yards	62 at Pittsburgh Steelers, Oct 17, 2010 50 vs. Philadelphia Eagles, Sep 09, 2012
Forced Fumbles	1 at Buffalo Bills, Sep 12, 2021 1 vs. Los Angeles Rams, Nov 10, 2019 ...5 more at 1.	Special Teams Tackles	2 vs. Cincinnati Bengals, Oct 03, 2010 2 vs. Kansas City Chiefs, Sep 19, 2010
Fumble Recoveries	1 at Baltimore Ravens, Dec 29, 2019 1 vs. Tennessee Titans, Sep 20, 2015 ...3 more at 1.	Longest Opponent's Fumble Return	34 vs. Oakland Raiders, Oct 26, 2014 3 at Baltimore Ravens, Dec 29, 2019

SINGLE-GAME HIGHS - POSTSEASON: DEFENSIVE

Total Tackles	4 vs. Jacksonville Jaguars, Jan 14, 2018	Passes Defensed	1 vs. Jacksonville Jaguars, Jan 14, 2018
---------------	--	-----------------	--

SINGLE-GAME HIGHS: RUSHING/RECEIVING

All-Purpose Yards	107 at Pittsburgh Steelers, Oct 17, 2010
Kickoff Returns	51 vs. New York Jets, Nov 14, 2010
Kickoff Return Yards	2 at Pittsburgh Steelers, Oct 17, 2010
Longest Kickoff Return	45 at Pittsburgh Steelers, Oct 17, 2010
Fair Catches	32 vs. New York Jets, Nov 14, 2010
	24 at Pittsburgh Steelers, Oct 17, 2010
	2 vs. Cincinnati Bengals, Dec 11, 2016
	1 at Dallas Cowboys, Nov 08, 2020

Punt Return Yards	13 vs. Baltimore Ravens, Sep 18, 2016
Longest Punt Return	5 vs. New England Patriots, Oct 09, 2016
Punt Returns	13 vs. Baltimore Ravens, Sep 18, 2016
Special Teams Tackles	5 vs. New England Patriots, Oct 09, 2016
Most TDs	1 vs. Baltimore Ravens, Sep 18, 2016
	2 vs. Cincinnati Bengals, Oct 03, 2010
	2 vs. Kansas City Chiefs, Sep 19, 2010
	1 vs. Baltimore Ravens, Dec 02, 2020
	1 at Cincinnati Bengals, Nov 17, 2013

2021 GAME-BY-GAME REGULAR-SEASON STATISTICS (STEELERS)


DATE	OPPONENT	P/S	TACKLES							INTERCEPTIONS					O. FUMB				ST				MISC		W/L	SCORE					
			TK	S	A	SK	YDS	TFL	YDS	QBH	NO	YDS	LG	TD	PD	FF	FR	TD	YDS	TK	S	A	FF	FR			S	A			
09/12	at Bills	S	5	3	2	0.0	0.0	0	0	0	0	0	0	0	1	0	0	0	0	0	0	0	0	0	0	W	23-16				
09/19	Raiders		ON INACTIVE LIST																											L	17-26
09/26	Bengals	S	2	1	1	0.0	0.0	0	0	0	0	0	0	0	0	0	0	0	0	0	0	0	0	0	0	L	10-24				
10/03	at Packers	S	5	2	3	0.0	0.0	0	0	0	0	0	0	1	0	0	0	0	0	0	0	0	0	0	0	L	17-27				
10/10	Broncos	S	5	3	2	0.0	0.0	0	0	0	0	0	0	1	0	0	0	0	0	0	0	0	0	0	0	W	27-19				
10/17	Seahawks	S	3	2	1	0.0	0.0	0	0	0	0	0	0	0	0	0	0	0	0	0	0	0	0	0	0	W	23-20+				
10/31	at Browns	S	2	2	0	0.0	0.0	0	0	0	0	0	0	1	0	0	0	0	0	0	0	0	0	0	0	W	15-10				
11/08	Bears	S	1	1	0	0.0	0.0	0	0	0	0	0	0	1	0	0	0	0	0	0	0	0	0	0	0	W	29-27				
11/14	Lions	S	1	1	0	0.0	0.0	0	0	0	0	0	0	1	0	0	0	0	0	0	0	0	0	0	0	T	16-16				
2021 TOTALS			8-8	24	15	9	0.0	0.0	0	0	0	0	0	0	5	1	0	0	0	0	0	0	0	0	0	5-3-1					
+ - Overtime																															

2020 GAME-BY-GAME POSTSEASON STATISTICS (STEELERS)

DATE	OPPONENT	P/S	TACKLES							INTERCEPTIONS					O. FUMB			ST				MISC		W/L	SCORE		
			TK	S	A	SK	YDS	TFL	YDS	QBH	NO	YDS	LG	TD	PD	FF	FR	TD	YDS	TK	S	A	FF			FR	S
01/10	Browns		DID NOT PLAY																							L	37-48
2020 TOTALS			0	0	0	0.0	0.0	0	0	0	0	0	0	0	0	0	0	0	0	0	0	0	0	0	0	0-1	

2017 GAME-BY-GAME POSTSEASON STATISTICS (STEELERS)

DATE	OPPONENT	P/S	TACKLES							INTERCEPTIONS					O. FUMB			ST				MISC		W/L	SCORE		
			TK	S	A	SK	YDS	TFL	YDS	QBH	NO	YDS	LG	TD	PD	FF	FR	TD	YDS	TK	S	A	FF			FR	S
01/14	Jaguars	S	4	4	0	0.0	0.0	0	0	0	0	0	0	1	0	0	0	0	0	0	0	0	0	0	0	L	42-45
2017 TOTALS			1-1	4	4	0	0.0	0.0	0	0	0	0	0	0	0	0	0	0	0	0	0	0	0	0	0	0-1	



71

JOE HAEG

TACKLE

HEIGHT: 6-6

BIRTHPLACE Lake Shore, MN

WEIGHT: 298

HOW ACQUIRED: UFA '21

COLLEGE: North Dakota State

NFL EXPERIENCE: 6th year

BORN: Mar. 11, 1993 (28)

JOE HAEG'S NFL REGULAR SEASON STATISTICS

DATE	TEAM	GP	GS
2016	Colts	15	14
2017	Colts	16	15
2018	Colts	8	6
2019	Colts	16	0
2020	Buccaneers	12	3
2021	Steelers	7	1
NFL TOTALS		74	39

JOE HAEG'S NFL POSTSEASON STATISTICS

DATE	TEAM	GP	GS
2018	Colts	2	0
2020	Buccaneers	4	0
NFL TOTALS		6	0

2021 GAME-BY-GAME REGULAR-SEASON STATISTICS (STEELERS)

DATE	OPPONENT	P/S		W/L/T	SCORE
09/12	at Bills	P		W	23-16
09/19	Raiders	P		L	17-26
09/26	Bengals	P		L	10-24
10/03	at Packers	S		L	17-27
10/10	Broncos	P		W	27-19
10/17	Seahawks	P		W	23-20+
10/31	at Browns		DID NOT PLAY (NON-INJURY)	W	15-10
11/08	Bears		DID NOT PLAY (NON-INJURY)	W	29-27
11/14	Lions	P		T	16-16
2021 TOTALS		7-1		5-3-1	


+ - Overtime

2020 GAME-BY-GAME POSTSEASON STATISTICS (BUCCANEERS)

DATE	OPPONENT	P/S		W/L	SCORE
01/09	at Washington	P		W	31-23
01/17	at Saints	P		W	30-20
01/24	at Packers	P		W	31-26
02/07	Chiefs	P		W	31-9
2020 TOTALS		4-0		4-0	

2018 GAME-BY-GAME POSTSEASON STATISTICS (COLTS)

DATE	OPPONENT	P/S		W/L	SCORE
01/05	at Texans	P		W	21-7
01/12	at Chiefs	P		L	13-31
2018 TOTALS		2-0		1-1	



EST. 1933

STEELERS NATIONAL FOOTBALL LEAGUE

22

NAJEE HARRIS

(NAHjee)

HEIGHT: 6-1

WEIGHT: 232

COLLEGE: Alabama

BORN: Mar. 9, 1998 (23)

RUNNING BACK

BIRTHPLACE: Antioch, CA

HOW ACQUIRED: D1 '21

NFL EXPERIENCE: R

NAJEE HARRIS' NFL REGULAR SEASON RUSHING/RECEIVING STATISTICS

DATE	TEAM	GP	GS	RUSHING				TD	RECEIVING				TD
				NO.	YDS.	AVG.	LG		NO.	YDS.	AVG.	LG	
2021	Steelers	9	9	176	646	3.7	20	4	44	317	7.2	25t	2
NFL TOTALS		9	9	176	646	3.7	20	4	44	317	7.2	25T	2

NAJEE HARRIS' NFL REGULAR SEASON RETURN STATISTICS

KICKOFF RETURNS							PUNT RETURNS					
DATE	TEAM	RET.	YDS.	AVG.	LG	TD	NO.	FC	YDS.	AVG.	LG	TD
2021	Steelers	0	0	0.0	0	0	0	0	0	0.0	0	0
NFL TOTALS		0	0	0.0	0	0	0	0	0	0.0	0	0

SINGLE-GAME HIGHS: RUSHING/RECEIVING

- Rush Attempts

26 vs. Detroit Lions, Nov 14, 2021
- Rushing Yards

122 vs. Denver Broncos, Oct 10, 2021
- Longest Runs

20 vs. Denver Broncos, Oct 10, 2021
- Rushing TDs

1 vs. Chicago Bears, Nov 08, 2021
- Receptions

14 vs. Cincinnati Bengals, Sep 26, 2021
- Receiving Yards

102 vs. Cincinnati Bengals, Sep 26, 2021
- Longest Receptions

21 vs. Cincinnati Bengals, Sep 26, 2021
- Receiving TDs

1 vs. Seattle Seahawks, Oct 17, 2021
- All-Purpose Yards

142 vs. Denver Broncos, Oct 10, 2021
- Most TDs

1 vs. Chicago Bears, Nov 08, 2021
- Rushing Average

5.3 vs. Denver Broncos, Oct 10, 2021
- Receiving Average

9.7 at Cleveland Browns, Oct 31, 2021

100-YARD RECEIVING GAMES (1): REGULAR SEASON


DATE	TEAM	NO.	YDS.	AVG.	LG	TD
09/26/21	BENGALS	14	102	7.3	21	0

100-YARD RUSHING GAMES (2): REGULAR SEASON

DATE	TEAM	ATT.	YDS.	AVG.	LG	TD
10/10/21	BRONCOS	23	122	5.3	20	1
11/14/21	LIONS	26	105	4.0	12	0

2021 GAME-BY-GAME REGULAR-SEASON STATISTICS (STEELERS)

DATE	OPPONENT	P/S	RUSHING					RECEIVING					W/L/T	SCORE
			NO.	YDS.	AVG.	LG	TD	NO.	YDS.	AVG.	LG	TD		
09/12	at Bills	S	16	45	2.8	18	0	1	4	4.0	4	0	W	23-16
09/19	Raiders	S	10	38	3.8	14	0	5	43	8.6	25t	1	L	17-26
09/26	Bengals	S	14	40	2.9	20	0	14	102	7.3	21	0	L	10-24
10/03	at Packers	S	15	62	4.1	11	1	6	29	4.8	9	0	L	17-27
10/10	Broncos	S	23	122	5.3	20	1	2	20	10.0	14	0	W	27-19
10/17	Seahawks	S	24	81	3.4	10	0	6	46	7.7	12	1	W	23-20+
10/31	at Browns	S	26	91	3.5	11	1	3	29	9.7	20	0	W	15-10
11/08	Bears	S	22	62	2.8	13	1	3	16	5.3	9	0	W	29-27
11/14	Lions	S	26	105	4.0	12	0	4	28	7.0	10	0	T	16-16
2021 TOTALS		9-9	176	646	3.7	20	4	44	317	7.2	25T	2	5-3-1	
+ - Overtime														



6

PRESSLEY HARVIN III

PUNTER

HEIGHT: 6-0

BIRTHPLACE Alcolu, SC

WEIGHT: 255

HOW ACQUIRED: D7b '21

COLLEGE: Georgia Tech

NFL EXPERIENCE: R

BORN: Sep. 17, 1998 (23)

PRESSLEY HARVIN III'S NFL REGULAR SEASON PUNTING STATISTICS

DATE	TEAM	GP	NO.	YDS.	AVG.	OPP. RET.	YDS.	NET YDS.	AVG.	TB	IN20	LG	BK
2021	Steelers	9	40	1,774	44.4	16	154	1,560	39.0	3	17	63	0
NFL TOTALS		9	40	1,774	44.4	16	154	1,560	39.0	3	17	63	0

SINGLE-GAME HIGHS: PUNTER

Punts	7 vs. Seattle Seahawks, Oct 17, 2021	Net Punting Avg	46.5 vs. Denver Broncos, Oct 10, 2021
	6 vs. Detroit Lions, Nov 14, 2021		43.8 at Cleveland Browns, Oct 31, 2021
Gross Punting Yards	335 vs. Seattle Seahawks, Oct 17, 2021	Longest Punts	63 vs. Denver Broncos, Oct 10, 2021
	280 vs. Detroit Lions, Nov 14, 2021		61 vs. Detroit Lions, Nov 14, 2021
Gross Punting Avg	49.3 vs. Las Vegas Raiders, Sep 19, 2021	Inside the 20	4 vs. Seattle Seahawks, Oct 17, 2021
	47.9 vs. Seattle Seahawks, Oct 17, 2021		3 vs. Detroit Lions, Nov 14, 2021
Net Punting Yards	295 vs. Seattle Seahawks, Oct 17, 2021		...1 more at 3.
	206 at Buffalo Bills, Sep 12, 2021		


2021 GAME-BY-GAME REGULAR-SEASON STATISTICS (STEELERS)

DATE	OPPONENT		NO.	YDS.	AVG.	OPP. RET.	YDS.	NET YDS.	AVG	TB	IN20	LG	BK	W/L/T	SCORE
09/12	at Bills	P	5	207	41.4	1	1	206	41.2	0	2	51	0	W	23-16
09/19	Raiders	P	4	197	49.3	2	26	171	42.8	0	3	59	0	L	17-26
09/26	Bengals	P	4	162	40.5	2	9	153	38.3	0	1	50	0	L	10-24
10/03	at Packers	P	3	102	34.0	1	0	102	34.0	0	1	45	0	L	17-27
10/10	Broncos	P	2	119	59.5	2	26	93	46.5	0	0	63	0	W	27-19
10/17	Seahawks	P	7	335	47.9	3	20	295	42.1	1	4	58	0	W	23-20+
10/31	at Browns	P	4	176	44.0	2	1	175	43.8	0	1	56	0	W	15-10
11/08	Bears	P	5	196	39.2	0	0	176	35.2	1	2	46	0	W	29-27
11/14	Lions	P	6	280	46.7	3	71	189	31.5	1	3	61	0	T	16-16
2021 TOTALS		9	40	1,774	44.4	16	154	1,560	39.0	3	17	63	0	5-3-1	
+ - Overtime															

2021 PITTSBURGH STEELERS

82

UPDATED PLAYER BIOS



3

DWAYNE HASKINS

QUARTERBACK

HEIGHT: 6-4

WEIGHT: 230

COLLEGE: Ohio State

BORN: May. 3, 1997 (24)

BIRTHPLACE: Highland Park, NJ

HOW ACQUIRED: FA '21

NFL EXPERIENCE: 3rd year

DWAYNE HASKINS' NFL REGULAR SEASON PASSING STATISTICS

DATE	TEAM	GP	GS	ATT.	CMP.	PCT.	YDS	AVG.	TD	INT.	LG	SK	LST	RATE
2019	Washington	9	7	203	119	58.6	1,365	6.7	7	7	75t	29	204	76.1
2020	Washington	7	6	241	148	61.4	1,439	6.0	5	7	50	20	141	73.0
2021	Steelers	0	0	0	0	0.0	0	0.0	0	0	0	0	0	0.0
TOTALS		16	13	444	267	60.1	2,804	6.3	12	14	75T	49	345	74.4

DWAYNE HASKINS' NFL POSTSEASON PASSING STATISTICS

DATE	TEAM	GP	GS	ATT.	CMP.	PCT.	YDS	AVG.	TD	INT.	LG	SK	LST	RATE
2020	Washington	0	0	0	0	0.0	0	0.0	0	0	0	0	0	0.0
TOTALS		0	0	0	0	0.0	0	0.0	0	0	0	0	0	0.0

DWAYNE HASKINS' NFL REGULAR SEASON RUSHING STATISTICS

DATE	TEAM	NO.	YDS.	AVG.	LG	TD
2019	Washington	20	101	5.1	23	0
2020	Washington	20	46	2.3	19	1
2021	Steelers	0	0	0.0	0	0
TOTALS		40	147	3.7	23	1

DWAYNE HASKINS' NFL POSTSEASON RUSHING STATISTICS

DATE	TEAM	NO.	YDS.	AVG.	LG	TD
2020	Washington	0	0	0.0	0	0
TOTALS		0	0	0.0	0	0

DWAYNE HASKINS' NFL REGULAR SEASON PASSING/RUSHING STATISTICS

PASSING															RUSHING				
DATE	TEAM	GP	GS	ATT.	CMP.	PCT.	YDS	AVG.	TD	INT.	LG	SK	LST	RATE	NO.	YDS.	AVG.	LG	TD
2019	Washington	9	7	203	119	58.6	1,365	6.7	7	7	75t	29	204	76.1	20	101	5.1	23	0
2020	Washington	7	6	241	148	61.4	1,439	6.0	5	7	50	20	141	73.0	20	46	2.3	19	1
2021	Steelers	0	0	0	0	0.0	0	0.0	0	0	0	0	0	0.0	0	0	0.0	0	0
TOTALS		16	13	444	267	60.1	2,804	6.3	12	14	75T	49	345	74.4	40	147	3.7	23	1

DWAYNE HASKINS' NFL POSTSEASON PASSING/RUSHING STATISTICS

PASSING															RUSHING				
DATE	TEAM	GP	GS	ATT.	CMP.	PCT.	YDS	AVG.	TD	INT.	LG	SK	LST	RATE	NO.	YDS.	AVG.	LG	TD
2020	Washington	0	0	0	0	0.0	0	0.0	0	0	0	0	0	0.0	0	0	0.0	0	0
TOTALS		0	0	0	0	0.0	0	0.0	0	0	0	0	0	0.0	0	0	0.0	0	0

SINGLE-GAME HIGHS: QUARTERBACK

Pass Attempts	55 vs. Seattle Seahawks, Dec 20, 2020 45 vs. Baltimore Ravens, Oct 04, 2020	Passer Rating	143.2 vs. New York Giants, Dec 22, 2019 121.3 vs. Philadelphia Eagles, Dec 15, 2019
Pass Completions	38 vs. Seattle Seahawks, Dec 20, 2020 32 vs. Baltimore Ravens, Oct 04, 2020	Rush Attempts	7 vs. Philadelphia Eagles, Sep 13, 2020 4 at San Francisco 49ers, Dec 13, 2020 ...2 more at 4.
Yards Passing	314 vs. Baltimore Ravens, Oct 04, 2020 295 vs. Seattle Seahawks, Dec 20, 2020	Rushing Yards	28 vs. Seattle Seahawks, Dec 20, 2020 28 vs. Detroit Lions, Nov 24, 2019
TD Passes	2 at Cleveland Browns, Sep 27, 2020 2 vs. New York Giants, Dec 22, 2019 ...2 more at 2.	Longest Runs	23 vs. Philadelphia Eagles, Dec 15, 2019 19 vs. Philadelphia Eagles, Sep 13, 2020
Long Passes	75t vs. Philadelphia Eagles, Dec 15, 2019 50 vs. Carolina Panthers, Dec 27, 2020	Rushing TDs	1 vs. Baltimore Ravens, Oct 04, 2020
Completion Percentage	80.0 vs. New York Giants, Dec 22, 2019 71.1 vs. Baltimore Ravens, Oct 04, 2020		

300-YARD PASSING GAMES (1): REGULAR SEASON


DATE	TEAM	NO.	YDS.	AVG.	LG	TD
10/04/20	RAVENS	32	314	9.8	40	0

2021 GAME-BY-GAME REGULAR-SEASON STATISTICS (STEELERS)

DATE	OPPONENT	P/S	PASSING											RUSHING				W/L/T	SCORE
			ATT	CMP	YDS	PCT	Y/A	Y/C	TD	INT	LG	SK/YD	RATE	ATT	YDS	LG	TD		
09/12	at Bills								ON INACTIVE LIST									W	23-16
09/19	Raiders								ON INACTIVE LIST									L	17-26
09/26	Bengals								ON INACTIVE LIST									L	10-24
10/03	at Packers								ON INACTIVE LIST									L	17-27
10/10	Broncos								ON INACTIVE LIST									W	27-19
10/17	Seahawks								ON INACTIVE LIST									W	23-20+
10/31	at Browns								ON INACTIVE LIST									W	15-10
11/08	Bears								ON INACTIVE LIST									W	29-27
11/14	Lions								DID NOT PLAY (NON-INJURY)									T	16-16
2021 TOTALS		0-0	0	0	0	0.0	0.0	0.0	0	0	0	0/0	0.0	0	0	0	0	5-3-1	
+ - Overtime																			

2020 GAME-BY-GAME POSTSEASON STATISTICS (WASHINGTON)

DATE	OPPONENT	P/S	PASSING											RUSHING				W/L	SCORE
			ATT	CMP	YDS	PCT	Y/A	Y/C	TD	INT	LG	SK/YD	RATE	ATT	YDS	LG	TD		
01/09	Buccaneers								DID NOT PLAY									L	23-31
2020 TOTALS		0-0	0	0	0	0.0	0.0	0.0	0	0	0	0/0	0.0	0	0	0	0	0-1	



60

J.C. HASSENAUER

CENTER

HEIGHT: 6-2

WEIGHT: 295

COLLEGE: Alabama

BORN: Sep. 15, 1995 (26)

BIRTHPLACE Woodbury, MN

HOW ACQUIRED: FA '19

NFL EXPERIENCE: 2nd year

J.C. HASSENAUER'S NFL REGULAR SEASON STATISTICS

DATE	TEAM	GP	GS
2018	Falcons	0	0
2019	Steelers	0	0
2020	Steelers	15	4
2021	Steelers	9	0
NFL TOTALS		24	4

J.C. HASSENAUER'S NFL POSTSEASON STATISTICS

DATE	TEAM	GP	GS
2020	Steelers	1	0
NFL TOTALS		1	0


2021 GAME-BY-GAME REGULAR-SEASON STATISTICS (STEELERS)

DATE	OPPONENT	P/S	W/L/T	SCORE
09/12	at Bills	P	W	23-16
09/19	Raiders	P	L	17-26
09/26	Bengals	P	L	10-24
10/03	at Packers	P	L	17-27
10/10	Broncos	P	W	27-19
10/17	Seahawks	P	W	23-20+
10/31	at Browns	P	W	15-10
11/08	Bears	P	W	29-27
11/14	Lions	P	T	16-16
2021 TOTALS		9-0	5-3-1	

+ - Overtime

2020 GAME-BY-GAME POSTSEASON STATISTICS (STEELERS)

DATE	OPPONENT	P/S	W/L	SCORE
01/10	Browns	P	L	37-48
2020 TOTALS		1-0	0-1	



CAMERON HEYWARD

DEFENSIVE TACKLE

HEIGHT: 6-5 BIRTHPLACE Pittsburgh, PA
WEIGHT: 295 HOW ACQUIRED: D1 '11
COLLEGE: Ohio State NFL EXPERIENCE: 11th year
BORN: May. 6, 1989 (32)



REGULAR SEASON COMPARISON: DEFENSIVE - LOS ANGELES CHARGERS

DATE	OPP	W/L	GP/GS	TACKLES			SACK	YDS.	INT	TFL	PD	QBH	TD	MISC	
				TOT	SOLO	ASST								FF	FR
12/9/12	PIT vs. SD	L	P	1	1	0	0.0	0.0	0	0	0	1	0	0	0
10/12/15	PIT @ SD	W	S	1	1	0	0.0	0.0	0	0	0	2	0	0	0
12/2/18	PIT vs. LAC	L	S	4	1	3	0.0	0.0	0	1	1	2	0	0	0
10/13/19	PIT @ LAC	W	S	3	2	1	0.0	0.0	0	0	0	0	0	0	0
TOTALS		2/2	4/3	9	5	4	0.0	0.0	0	1	1	5	0	0	0

CAMERON HEYWARD'S NFL REGULAR SEASON DEFENSIVE STATISTICS

DATE	TEAM	GP	GS	TK	S	TACKLES					INTERCEPTIONS					O. FUMB					ST				MISC		
						A	TFL	YDS	SK	YDS	QBH	NO	YDS	LG	TD	PD	FF	FR	TD	YDS	TK	S	A	FF	FR	S	A
2011	Steelers	16	0	11	10	1	0	0	1.0	8.0	3	0	0	0	0	1	1	0	0	0	0	0	0	0	0	0	
2012	Steelers	16	0	20	13	7	2	0	1.5	5.0	3	0	0	0	0	0	0	0	0	0	0	0	0	0	0	0	
2013	Steelers	16	13	59	35	24	7	51	5.0	41.0	10	0	0	0	0	7	0	1	0	8	0	0	0	0	0	0	
2014	Steelers	16	16	53	33	20	11	54	7.5	47.0	16	0	0	0	0	4	0	0	0	0	0	0	0	0	0	0	
2015	Steelers	16	16	54	39	15	15	69	7.0	35.0	13	0	0	0	0	2	1	0	0	0	0	0	0	0	0	0	
2016	Steelers	7	7	21	17	4	4	18	3.0	16.0	5	0	0	0	0	4	0	1	0	1	0	0	0	0	0	0	
2017	Steelers	15	15	45	30	15	16	78	12.0	71.0	22	0	0	0	0	3	2	1	0	0	0	0	0	0	0	0	
2018	Steelers	16	16	51	29	22	10	55	8.0	60.0	18	0	0	0	0	3	1	1	0	0	0	0	0	0	0	0	
2019	Steelers	16	16	83	51	32	11	53	9.0	61.0	23	0	0	0	0	6	1	1	0	0	0	0	0	0	0	0	
2020	Steelers	15	15	54	30	24	7	20	4.0	28.5	19	1	0	0	0	3	0	0	0	0	0	0	0	0	0	0	
2021	Steelers	9	9	47	28	19	7	37	4.5	34.5	10	1	0	0	0	6	1	1	0	0	0	0	0	0	0	0	
NFL TOTALS		158	123	498	315	183	90	435	62.5	407.0	142	2	0	0	0	39	7	6	0	9	0	0	0	0	0	0	0

CAMERON HEYWARD'S NFL POSTSEASON DEFENSIVE STATISTICS

DATE	TEAM	GP	GS	TACKLES								INTERCEPTIONS				O. FUMB				ST				MISC	
				TK	S	A	TFL	YDS	SK	YDS	QBH	NO	YDS	LG	TD	PD	FF	FR	TD	YDS	TK	S	A	FF	FR
2011	Steelers	1	0	4	3	1	0	0	0.0	0.0	0	0	0	0	0	0	0	0	0	0	0	0	0	0	0
2014	Steelers	1	1	2	2	0	0	0	0.0	0.0	2	0	0	0	0	0	0	0	0	0	0	0	0	0	0
2015	Steelers	2	2	1	1	0	0	0	1.0	11.0	4	0	0	0	0	1	0	0	0	0	0	0	0	0	0
2017	Steelers	1	1	1	1	0	1	2	0.0	0.0	0	0	0	0	0	0	0	0	0	0	0	0	0	0	0
2020	Steelers	1	1	1	1	0	0	0	0.0	0.0	0	0	0	0	1	0	0	0	0	0	0	0	0	0	0
NFL TOTALS		6	5	9	8	1	1	2	1.0	11.0	6	0	0	0	1	1	0	0	0	0	0	0	0	0	0

SINGLE-GAME HIGHS: DEFENSIVE

Total Tackles	10 vs. Miami Dolphins, Dec 08, 2013 9 vs. Seattle Seahawks, Oct 17, 2021 ...1 more at 9.	Fumble Recoveries	1 at Buffalo Bills, Sep 12, 2021 1 vs. Cleveland Browns, Dec 01, 2019 ...4 more at 1.
Sacks	3.0 vs. Kansas City Chiefs, Oct 02, 2016 2.5 vs. Cincinnati Bengals, Sep 30, 2019	Tackles For Loss	3 vs. Kansas City Chiefs, Oct 02, 2016 2 vs. Detroit Lions, Nov 14, 2021 ...17 more at 2.
Passes Defensed	2 vs. Denver Broncos, Oct 10, 2021 2 at Buffalo Bills, Sep 12, 2021 ...4 more at 2.	Interceptions	1 at New York Giants, Sep 14, 2020
Forced Fumbles	1 at Buffalo Bills, Sep 12, 2021 1 vs. Cincinnati Bengals, Sep 30, 2019 ...5 more at 1.	Longest Opponent's Fumble Return	8 at Cleveland Browns, Nov 24, 2013 1 vs. Cincinnati Bengals, Sep 18, 2016

SINGLE-GAME HIGHS - POSTSEASON: DEFENSIVE

Total Tackles	4 at Denver Broncos, Jan 08, 2012 2 vs. Baltimore Ravens, Jan 03, 2015 1 vs. Cleveland Browns, Jan 10, 2021 1 vs. Jacksonville Jaguars, Jan 14, 2018 1 at Cincinnati Bengals, Jan 09, 2016	Forced Fumbles	1 at Cincinnati Bengals, Jan 09, 2016
Sacks	1.0 at Cincinnati Bengals, Jan 09, 2016	Tackles For Loss	1 vs. Jacksonville Jaguars, Jan 14, 2018
Passes Defensed	1 vs. Cleveland Browns, Jan 10, 2021		

SINGLE-GAME HIGHS: RUSHING/RECEIVING

All-Purpose Yards 11 vs. Baltimore Ravens, Oct 20, 2013
 8 at Cleveland Browns, Nov 24, 2013
 Kickoff Returns 1 vs. Baltimore Ravens, Oct 20, 2013

Kickoff Return Yards 11 vs. Baltimore Ravens, Oct 20, 2013
 Longest Kickoff Return 11 vs. Baltimore Ravens, Oct 20, 2013

2021 GAME-BY-GAME REGULAR-SEASON STATISTICS (STEELERS)

DATE	OPPONENT	P/S	TACKLES								INTERCEPTIONS				O. FUMB				ST				MISC				W/L	SCORE
			TK	S	A	SK	YDS	TFL	YDS	QBH	NO	YDS	LG	TD	PD	FF	FR	TD	YDS	TK	S	A	FF	FR	S	A		
09/12	at Bills	S	4	2	2	1.0	6.0	1	6	1	0	0	0	0	2	1	1	0	0	0	0	0	0	0	0	0	W	23-16
09/19	Raiders	S	7	4	3	0.0	0.0	1	0	0	0	0	0	0	1	0	0	0	0	0	0	0	0	0	0	L	17-26	
09/26	Bengals	S	5	1	4	0.0	0.0	0	0	0	0	0	0	0	0	0	0	0	0	0	0	0	0	0	0	L	10-24	
10/03	at Packers	S	8	5	3	0.0	0.0	1	1	1	0	0	0	0	0	0	0	0	0	0	0	0	0	0	0	L	17-27	
10/10	Broncos	S	3	2	1	0.0	0.0	0	0	0	0	0	0	0	2	0	0	0	0	0	0	0	0	0	0	W	27-19	
10/17	Seahawks	S	9	6	3	1.0	8.0	2	12	1	0	0	0	0	0	0	0	0	0	0	0	0	0	0	0	W	23-20+	
10/31	at Browns	S	4	3	1	0.5	2.5	0	0	2	0	0	0	0	0	0	0	0	0	0	0	0	0	0	0	W	15-10	
11/08	Bears	S	2	2	0	0.0	0.0	0	0	3	1	0	0	0	1	0	0	0	0	0	0	0	0	0	0	W	29-27	
11/14	Lions	S	5	3	2	2.0	18.0	2	18	2	0	0	0	0	0	0	0	0	0	0	0	0	0	0	0	T	16-16	
2021 TOTALS		9-9	47	28	19	4.5	34.5	7	37	10	1	0	0	0	6	1	1	0	0	0	0	0	0	0	0	5-3-1		
+ Overtime																												

+ - Overtime

2020 GAME-BY-GAME POSTSEASON STATISTICS (STEELERS)

DATE	OPPONENT	P/S	TACKLES								INTERCEPTIONS				O. FUMB				ST				MISC				W/L	SCORE
			TK	S	A	SK	YDS	TFL	YDS	QBH	NO	YDS	LG	TD	PD	FF	FR	TD	YDS	TK	S	A	FF	FR	S	A		
01/10	Browns	S	1	1	0	0.0	0.0	0	0	0	0	0	0	0	1	0	0	0	0	0	0	0	0	0	0	0	L	37-48
2020 TOTALS		1-1	1	1	0	0.0	0.0	0	0	0	0	0	0	0	1	0	0	0	0	0	0	0	0	0	0	0	0-1	

2017 GAME-BY-GAME POSTSEASON STATISTICS (STEELERS)

DATE	OPPONENT	P/S	TACKLES								INTERCEPTIONS				O. FUMB				ST				MISC				W/L	SCORE
			TK	S	A	SK	YDS	TFL	YDS	QBH	NO	YDS	LG	TD	PD	FF	FR	TD	YDS	TK	S	A	FF	FR	S	A		
01/14	Jaguars	S	1	1	0	0.0	0.0	1	2	0	0	0	0	0	0	0	0	0	0	0	0	0	0	0	0	0	L	42-45
2017 TOTALS		1-1	1	1	0	0.0	0.0	1	2	0	0	0	0	0	0	0	0	0	0	0	0	0	0	0	0	0	0-1	

2015 GAME-BY-GAME POSTSEASON STATISTICS (STEELERS)

DATE	OPPONENT	P/S	TACKLES								INTERCEPTIONS				O. FUMB				ST				MISC				W/L	SCORE
			TK	S	A	SK	YDS	TFL	YDS	QBH	NO	YDS	LG	TD	PD	FF	FR	TD	YDS	TK	S	A	FF	FR	S	A		
01/09	at Bengals	S	1	1	0	1.0	11.0	0	0	4	0	0	0	0	0	1	0	0	0	0	0	0	0	0	0	0	W	18-16
01/17	at Broncos	S	0	0	0	0.0	0.0	0	0	0	0	0	0	0	0	0	0	0	0	0	0	0	0	0	0	0	L	16-23
2015 TOTALS		2-2	1	1	0	1.0	11.0	0	0	4	0	0	0	0	0	1	0	0	0	0	0	0	0	0	0	0	1-1	


2014 GAME-BY-GAME POSTSEASON STATISTICS (STEELERS)

DATE	OPPONENT	P/S	TACKLES								INTERCEPTIONS				O. FUMB				ST				MISC				W/L	SCORE
			TK	S	A	SK	YDS	TFL	YDS	QBH	NO	YDS	LG	TD	PD	FF	FR	TD	YDS	TK	S	A	FF	FR	S	A		
01/03	Ravens	S	2	2	0	0.0	0.0	0	0	2	0	0	0	0	0	0	0	0	0	0	0	0	0	0	0	0	L	17-30
2014 TOTALS		1-1	2	2	0	0.0	0.0	0	0	2	0	0	0	0	0	0	0	0	0	0	0	0	0	0	0	0	0-1	

2011 GAME-BY-GAME POSTSEASON STATISTICS (STEELERS)

DATE	OPPONENT	P/S	TACKLES								INTERCEPTIONS				O. FUMB				ST				MISC				W/L	SCORE
			TK	S	A	SK	YDS	TFL	YDS	QBH	NO	YDS	LG	TD	PD	FF	FR	TD	YDS	TK	S	A	FF	FR	S	A		
01/08	at Broncos	P	4	3	1	0.0	0.0	0	0	0	0	0	0	0	0	0	0	0	0	0	0	0	0	0	0	0	L	23-29+
2011 TOTALS		1-0	4	3	1	0.0	0.0	0	0	0	0	0	0	0	0	0	0	0	0	0	0	0	0	0	0	0	0-1	

+ - Overtime



56

ALEX HIGHSMITH

LINEBACKER

HEIGHT: 6-4
WEIGHT: 242
COLLEGE: Charlotte
BORN: Aug. 7, 1997 (24)

BIRTHPLACE: Wilmington, NC
HOW ACQUIRED: D3 '20
NFL EXPERIENCE: 2nd year

ALEX HIGHSMITH'S NFL REGULAR SEASON DEFENSIVE STATISTICS

DATE	TEAM	GP	GS	TACKLES								INTERCEPTIONS					O. FUMB					ST					MISC		
				TK	S	A	TFL	YDS	SK	YDS	QBH	NO	YDS	LG	TD	PD	FF	FR	TD	YDS	TK	S	A	FF	FR	S	A	FF	FR
2020	Steelers	16	5	42	26	16	5	22	2.0	16.0	6	1	2	2	0	1	0	0	0	6	4	2	0	0	0	0	0	0	0
2021	Steelers	8	8	39	20	19	6	23	1.5	15.5	7	0	0	0	0	0	0	0	0	0	0	0	0	0	0	0	0	0	
NFL TOTALS		24	13	81	46	35	11	45	3.5	31.5	13	1	2	2	0	1	0	0	0	6	4	2	0	0	0	0	0	0	0

ALEX HIGHSMITH'S NFL POSTSEASON DEFENSIVE STATISTICS

		TACKLES										INTERCEPTIONS					O. FUMB				ST				MISC			
DATE	TEAM	GP	GS	TK	S	A	TFL	YDS	SK	YDS	QBH	NO	YDS	LG	TD	PD	FF	FR	TD	YDS	TK	S	A	FF	FR	S	A	
2020	Steelers	1	1	2	1	1	0	0	0.0	0.0	0	0	0	0	0	0	0	0	0	0	0	0	0	0	0	0	0	0
NFL TOTALS		1	1	2	1	1	0	0	0.0	0.0	0	0	0	0	0	0	0	0	0	0	0	0	0	0	0	0	0	0

SINGLE-GAME HIGHS: DEFENSIVE

- Total Tackles11 vs. Detroit Lions, Nov 14, 2021
9 at Cleveland Browns, Jan 03, 2021
- Sacks1.5 vs. Seattle Seahawks, Oct 17, 2021
1.0 at Cleveland Browns, Jan 03, 2021
...1 more at 1.0.
- Passes Defended1 at Baltimore Ravens, Nov 01, 2020
- Tackles For Loss2 vs. Detroit Lions, Nov 14, 2021
2 vs. Seattle Seahawks, Oct 17, 2021
- Interceptions1 at Baltimore Ravens, Nov 01, 2020
Interception Return Yards2 at Baltimore Ravens, Nov 01, 2020
Special Teams Tackles3 vs. Cleveland Browns, Oct 18, 2020
1 vs. Indianapolis Colts, Dec 27, 2020
...2 more at 1.

SINGLE-GAME HIGHS - POSTSEASON: DEFENSIVE


- Total Tackles2 vs. Cleveland Browns, Jan 10, 2021

2021 GAME-BY-GAME REGULAR-SEASON STATISTICS (STEELERS)

DATE	OPPONENT	P/S	TACKLES								INTERCEPTIONS				O. FUMB			ST			MISC			W/L	SCORE					
			TK	S	A	SK	YDS	TFL	YDS	QBH	NO	YDS	LG	TD	PD	FF	FR	TD	YDS	TK	S	A	FF			FR	S	A		
09/12	at Bills	S	4	3	1	0.0	0.0	0	0	0	0	0	0	0	0	0	0	0	0	0	0	0	0	0	W	23-16				
09/19	Raiders	S	4	3	1	0.0	0.0	1	4	0	0	0	0	0	0	0	0	0	0	0	0	0	0	0	L	17-26				
09/26	Bengals										ON INACTIVE LIST																		L	10-24
10/03	at Packers	S	5	2	3	0.0	0.0	0	0	0	0	0	0	0	0	0	0	0	0	0	0	0	0	0	L	17-27				
10/10	Broncos	S	1	1	0	0.0	0.0	0	0	0	0	0	0	0	0	0	0	0	0	0	0	0	0	0	W	27-19				
10/17	Seahawks	S	7	2	5	1.5	15.5	2	9	4	0	0	0	0	0	0	0	0	0	0	0	0	0	0	W	23-20+				
10/31	at Browns	S	4	1	3	0.0	0.0	1	1	0	0	0	0	0	0	0	0	0	0	0	0	0	0	0	W	15-10				
11/08	Bears	S	3	0	3	0.0	0.0	0	0	2	0	0	0	0	0	0	0	0	0	0	0	0	0	0	W	29-27				
11/14	Lions	S	11	8	3	0.0	0.0	2	9	1	0	0	0	0	0	0	0	0	0	0	0	0	0	0	T	16-16				
2021 TOTALS		8-8	39	20	19	1.5	15.5	6	23	7	0	0	0	0	0	0	0	0	0	0	0	0	0	0	5-3-1					
+ - Overtime																														

2020 GAME-BY-GAME POSTSEASON STATISTICS (STEELERS)

			TACKLES								INTERCEPTIONS					O. FUMB				ST				MISC				
DATE	OPPONENT	P/S	TK	S	A	SK	YDS	TFL	YDS	QBH	NO	YDS	LG	TD	PD	FF	FR	TD	YDS	TK	S	A	FF	FR	S	A	W/L	SCORE
01/10	Browns	S	2	1	1	0.0	0.0	0	0	0	0	0	0	0	0	0	0	0	0	0	0	0	0	0	0	0	L	37-48
2020 TOTALS		1-1	2	1	1	0.0	0.0	0	0	0	0	0	0	0	0	0	0	0	0	0	0	0	0	0	0	0	0-1	



45

Buddy Johnson

LINEBACKER

HEIGHT: 6-2

WEIGHT: 240

COLLEGE: Texas A&M

BORN: Feb. 27, 1999 (22)

BIRTHPLACE: Dallas, TX

HOW ACQUIRED: D4b '21

NFL EXPERIENCE: R

Buddy Johnson's NFL Regular Season Defensive Statistics

TACKLES														INTERCEPTIONS				O. FUMB				ST				MISC			
DATE	TEAM	GP	GS	TK	S	A	TFL	YDS	SK	YDS	QBH	NO	YDS	LG	TD	PD	FF	FR	TD	YDS	TK	S	A	FF	FR	S	A		
2021	Steelers	2	0	0	0	0	0	0	0.0	0.0	0	0	0	0	0	0	0	0	0	0	0	0	0	0	0	0	0		
NFL TOTALS		2	0	0	0	0	0	0	0.0	0.0	0	0	0	0	0	0	0	0	0	0	0	0	0	0	0	0	0		

2021 Game-by-Game Regular-Season Statistics (Steelers)

DATE	OPPONENT	P/S	TACKLES							INTERCEPTIONS					O. FUMB			ST			MISC		W/L	SCORE		
			TK	S	A	SK	YDS	TFL	YDS	QBH	NO	YDS	LG	TD	PD	FF	FR	TD	YDS	TK	S	A			FF	FR
09/12	at Bills	P	0	0	0	0.0	0.0	0	0	0	0	0	0	0	0	0	0	0	0	0	0	0	0	0	W	23-16
09/19	Raiders	P	0	0	0	0.0	0.0	0	0	0	0	0	0	0	0	0	0	0	0	0	0	0	0	0	L	17-26
09/26	Bengals										DID NOT PLAY (NON-INJURY)											L	10-24			
10/03	at Packers										ON INACTIVE LIST											L	17-27			
10/10	Broncos										ON INACTIVE LIST											W	27-19			
10/17	Seahawks										ON INACTIVE LIST											W	23-20+			
10/31	at Browns										ON INACTIVE LIST											W	15-10			
11/08	Bears										ON INACTIVE LIST											W	29-27			
11/14	Lions										ON INACTIVE LIST											T	16-16			
2021 TOTALS		2-0	0	0	0	0.0	0.0	0	0	0	0	0	0	0	0	0	0	0	0	0	0	0	0	0	5-3-1	
+ - Overtime																										

+- Overtime



18

DIONTAE JOHNSON

WIDE RECEIVER

HEIGHT: 5-10 BIRTHPLACE: Ruskin, FL
WEIGHT: 183 HOW ACQUIRED: D3a '19
COLLEGE: Toledo NFL EXPERIENCE: 3rd year
BORN: Jul. 5, 1996 (25)

REGULAR SEASON COMPARISON: RECEIVING - LOS ANGELES CHARGERS

DATE	OPP	W/L	GP/GS	REC	YDS.	AVG.	TD	LG	TGTS	YAC
10/13/19	PIT @ LAC	W	S	2	14	7.0	0	7	2	11
TOTALS		1/0	1/1	2	14	7.0	0	7	2	11

DIONTAE JOHNSON'S NFL REGULAR SEASON RUSHING/RECEIVING STATISTICS

DATE	TEAM	GP	GS	RECEIVING					RUSHING				
				NO.	YDS.	AVG.	LG	TD	NO.	YDS.	AVG.	LG	TD
2019	Steelers	16	12	59	680	11.5	45t	5	4	41	10.3	17	0
2020	Steelers	15	13	88	923	10.5	47	7	3	15	5.0	9	0
2021	Steelers	8	7	52	613	11.8	50t	3	3	36	12.0	25	0
NFL TOTALS		39	32	199	2,216	11.1	50T	15	10	92	9.2	25	0

DIONTAE JOHNSON'S NFL POSTSEASON RUSHING/RECEIVING STATISTICS

DATE	TEAM	GP	GS	RECEIVING					RUSHING				
				NO.	YDS.	AVG.	LG	TD	NO.	YDS.	AVG.	LG	TD
2020	Steelers	1	1	11	117	10.6	19	0	0	0	0.0	0	0
NFL TOTALS		1	1	11	117	10.6	19	0	0	0	0.0	0	0

DIONTAE JOHNSON'S NFL REGULAR SEASON RETURN STATISTICS

DATE	TEAM	RET.	KICKOFF RETURNS					PUNT RETURNS				
			YDS.	AVG.	LG	TD	NO.	FC	YDS.	AVG.	LG	TD
2019	Steelers	0	0	0.0	0	0	20	7	248	12.4	85t	1
2020	Steelers	1	24	24.0	24	0	8	2	58	7.3	18	0
2021	Steelers	0	0	0.0	0	0	0	0	0	0.0	0	0
NFL TOTALS		1	24	24.0	24	0	28	9	306	10.9	85T	1

DIONTAE JOHNSON'S NFL POSTSEASON RETURN STATISTICS

DATE	TEAM	RET.	KICKOFF RETURNS					PUNT RETURNS				
			YDS.	AVG.	LG	TD	NO.	FC	YDS.	AVG.	LG	TD
2020	Steelers	0	0	0.0	0	0	0	0	0	0.0	0	0
NFL TOTALS		0	0	0.0	0	0	0	0	0	0.0	0	0

SINGLE-GAME HIGHS: RUSHING/RECEIVING

Rush Attempts	2 vs. Chicago Bears, Nov 08, 2021 1 vs. Seattle Seahawks, Oct 17, 2021 ...7 more at 1.	Longest Kickoff Return	24 vs. Denver Broncos, Sep 20, 2020 3 vs. Buffalo Bills, Dec 15, 2019
Rushing Yards	17 vs. Cleveland Browns, Dec 01, 2019 16 at Arizona Cardinals, Dec 08, 2019	Fair Catches	2 at Cincinnati Bengals, Nov 24, 2019
Longest Runs	25 vs. Seattle Seahawks, Oct 17, 2021 17 vs. Cleveland Browns, Dec 01, 2019	Punt Return Yards	86 at Arizona Cardinals, Dec 08, 2019 40 at New York Jets, Dec 22, 2019
Receptions	12 at Jacksonville Jaguars, Nov 22, 2020 9 vs. Seattle Seahawks, Oct 17, 2021 ...3 more at 9.	Longest Punt Return	85t at Arizona Cardinals, Dec 08, 2019 18 vs. Denver Broncos, Sep 20, 2020
Receiving Yards	116 vs. Cincinnati Bengals, Nov 15, 2020 111 at Jacksonville Jaguars, Nov 22, 2020	Punt Returns	4 at Cincinnati Bengals, Nov 24, 2019 3 at New York Giants, Sep 14, 2020 ...2 more at 3.
Longest Receptions	50 at Cleveland Browns, Oct 31, 2021 50t vs. Denver Broncos, Oct 10, 2021	Punt Return TDs	1 at Arizona Cardinals, Dec 08, 2019 1 at Cincinnati Bengals, Dec 21, 2020
Receiving TDs	2 at Tennessee Titans, Oct 25, 2020 1 at Green Bay Packers, Oct 03, 2021 ...11 more at 1.	Miscellaneous Tackles	1 vs. Cleveland Browns, Dec 01, 2019 2 at Tennessee Titans, Dec 05, 2020
All-Purpose Yards	162 at Arizona Cardinals, Dec 08, 2019 141 vs. Denver Broncos, Sep 20, 2020	Most TDs	2 at Arizona Cardinals, Dec 08, 2019 2 at Arizona Cardinals, Dec 08, 2019
Kickoff Returns	1 vs. Denver Broncos, Sep 20, 2020	Receiving Average	32.0 at Cleveland Browns, Jan 03, 2021 19.3 vs. Cincinnati Bengals, Nov 15, 2020
Kickoff Return Yards	24 vs. Denver Broncos, Sep 20, 2020	Punt Return Average	13.3 at New York Jets, Dec 22, 2019 7.3 vs. Los Angeles Rams, Nov 10, 2019

SINGLE-GAME HIGHS - POSTSEASON: RECEIVING

Receptions	11 vs. Cleveland Browns, Jan 10, 2021	Longest Receptions	19 vs. Cleveland Browns, Jan 10, 2021
Receiving Yards	117 vs. Cleveland Browns, Jan 10, 2021		15 vs. Cleveland Browns, Jan 10, 2021
			15 vs. Cleveland Browns, Jan 10, 2021
			15 vs. Cleveland Browns, Jan 10, 2021
			12 vs. Cleveland Browns, Jan 10, 2021
		All-Purpose Yards	117 vs. Cleveland Browns, Jan 10, 2021

100-YARD RECEIVING GAMES (3): REGULAR SEASON

DATE	TEAM	NO.	YDS.	AVG.	LG	TD
11/15/20	BENGALS	6	116	19.3	46	1
11/22/20	at Jaguars	12	111	9.3	23	0
09/19/21	RAIDERS	9	105	11.7	41	0

100-YARD RECEIVING GAMES (1): POSTSEASON

DATE	TEAM	NO.	YDS.	AVG.	LG	TD
01/10/21	BROWNS	11	117	10.6	19	0

2021 GAME-BY-GAME REGULAR-SEASON STATISTICS (STEELERS)

			RECEIVING					RUSHING							
DATE	OPPONENT	P/S	NO.	YDS.	AVG.	LG	TD	NO.	YDS.	AVG.	LG	TD	W/L/T	SCORE	
09/12	at Bills	S	5	36	7.2	14	1	0	0	0.0	0	0	W	23-16	
09/19	Raiders	S	9	105	11.7	41	0	0	0	0.0	0	0	L	17-26	
09/26	Bengals		ON INACTIVE LIST											L	10-24
10/03	at Packers	S	9	92	10.2	45t	1	0	0	0.0	0	0	L	17-27	
10/10	Broncos	S	2	72	36.0	50t	1	0	0	0.0	0	0	W	27-19	
10/17	Seahawks	S	9	71	7.9	23	0	1	25	25.0	25	0	W	23-20+	
10/31	at Browns	S	6	98	16.3	50	0	0	0	0.0	0	0	W	15-10	
11/08	Bears	P	5	56	11.2	22	0	2	11	5.5	11	0	W	29-27	
11/14	Lions	S	7	83	11.9	36	0	0	0	0.0	0	0	T	16-16	
2021 TOTALS		8-7	52	613	11.8	50T	3	3	36	12.0	25	0	5-3-1		
+ - Overtime															

2020 GAME-BY-GAME POSTSEASON STATISTICS (STEELERS)

			RECEIVING					RUSHING						
DATE	OPPONENT	P/S	NO.	YDS.	AVG.	LG	TD	NO.	YDS.	AVG.	LG	TD	W/L	SCORE
01/10	Browns	S	11	117	10.6	19	0	0	0	0.0	0	0	L	37-48
2020 TOTALS		1-1	11	117	10.6	19	0	0	0	0.0	0	0	0-1	



28

MILES KILLEBREW

(KILLA-brew)

SAFETY

HEIGHT: 6-2

WEIGHT: 222

COLLEGE: Southern Utah

BORN: May 10, 1993 (28)

BIRTHPLACE Henderson, NV

HOW ACQUIRED: D4 '16

NFL EXPERIENCE: 6th year

MILES KILLEBREW'S NFL REGULAR SEASON DEFENSIVE STATISTICS

DATE	TEAM	GP	GS	TK	S	TACKLES					QBH	INTERCEPTIONS					O. FUMB					ST					MISC	
						A	TFL	YDS	SK	YDS		NO	YDS	LG	TD	PD	FF	FR	TD	YDS	TK	S	A	FF	FR	S	A	
2016	Lions	16	0	20	15	5	0	0.0	0.0	0.0	0	1	7	7	0	1	0	0	0	8	8	0	0	0	0	0		
2017	Lions	16	3	31	25	6	1	4	0.0	0.0	1	1	35	35t	1	5	1	0	0	7	7	0	0	0	0	0		
2018	Lions	16	0	0	0	0	0	0.0	0.0	0.0	0	0	0	0	0	0	0	0	0	7	5	2	0	0	0	0		
2019	Lions	15	1	5	5	0	0	0.0	0.0	0.0	0	0	0	0	0	0	0	0	0	15	13	2	0	0	0	0		
2020	Lions	15	0	0	0	0	0	0.0	0.0	0.0	0	0	0	0	0	0	0	0	0	12	10	2	0	0	0	0		
2021	Steelers	9	0	1	1	0	0	0.0	0.0	0.0	0	0	0	0	0	0	0	0	0	5	3	2	0	0	0	0		
NFL TOTALS		87	4	57	46	11	1	4	0.0	0.0	1	2	42	35T	1	6	1	0	0	54	46	8	0	0	0	0		

MILES KILLEBREW'S NFL POSTSEASON DEFENSIVE STATISTICS

		TACKLES										INTERCEPTIONS						O. FUMB				ST				MISC		
DATE	TEAM	GP	GS	TK	S	A	TFL	YDS	SK	YDS	QBH	NO	YDS	LG	TD	PD	FF	FR	TD	YDS	TK	S	A	FF	FR	S	A	
2016	Lions	1	0	1	1	0	0	0	0.0	0.0	0	0	0	0	0	0	0	0	0	0	0	0	0	0	0	0	0	0
NFL TOTALS		1	0	1	1	0	0	0	0.0	0.0	0	0	0	0	0	0	0	0	0	0	0	0	0	0	0	0	0	0

SINGLE-GAME HIGHS: DEFENSIVE

- Total Tackles

8 vs. Atlanta Falcons, Sep 24, 2017

5 vs. Jacksonville Jaguars, Nov 20, 2016
- Passes Defensed

2 at Minnesota Vikings, Oct 01, 2017

2 vs. Arizona Cardinals, Sep 10, 2017
- Forced Fumbles

1 at New Orleans Saints, Oct 15, 2017
- Tackles For Loss

1 vs. Arizona Cardinals, Sep 10, 2017
- Interceptions

1 vs. Arizona Cardinals, Sep 10, 2017

1 at New Orleans Saints, Dec 04, 2016

35 vs. Arizona Cardinals, Sep 10, 2017

7 at New Orleans Saints, Dec 04, 2016
- Interception Return Yards

2 at Green Bay Packers, Oct 03, 2021

2 at Jacksonville Jaguars, Oct 18, 2020

...10 more at 2.
- Special Teams Tackles

SINGLE-GAME HIGHS - POSTSEASON: DEFENSIVE

- Total Tackles


1 at Seattle Seahawks, Jan 07, 2017

2021 GAME-BY-GAME REGULAR-SEASON STATISTICS (STEELERS)

DATE	OPPONENT	P/S	TACKLES							INTERCEPTIONS					O. FUMB				ST			MISC		W/L	SCORE		
			TK	S	A	SK	YDS	TFL	YDS	QBH	NO	YDS	LG	TD	PD	FF	FR	TD	YDS	TK	S	A	FF			FR	S
09/12	at Bills	P	0	0	0	0.0	0.0	0	0	0	0	0	0	0	0	0	0	0	0	0	0	0	0	0	W	23-16	
09/19	Raiders	P	0	0	0	0.0	0.0	0	0	0	0	0	0	0	0	0	0	0	0	0	0	0	0	0	L	17-26	
09/26	Bengals	P	0	0	0	0.0	0.0	0	0	0	0	0	0	0	0	0	0	0	0	0	0	0	0	0	L	10-24	
10/03	at Packers	P	0	0	0	0.0	0.0	0	0	0	0	0	0	0	0	0	0	0	2	1	1	0	0	0	L	17-27	
10/10	Broncos	P	0	0	0	0.0	0.0	0	0	0	0	0	0	0	0	0	0	0	0	0	0	0	0	0	W	27-19	
10/17	Seahawks	P	0	0	0	0.0	0.0	0	0	0	0	0	0	0	0	0	0	0	1	0	1	0	0	0	W	23-20+	
10/31	at Browns	P	0	0	0	0.0	0.0	0	0	0	0	0	0	0	0	0	0	2	2	0	0	0	0	0	W	15-10	
11/08	Bears	P	0	0	0	0.0	0.0	0	0	0	0	0	0	0	0	0	0	0	0	0	0	0	0	0	W	29-27	
11/14	Lions	P	1	1	0	0.0	0.0	0	0	0	0	0	0	0	0	0	0	0	0	0	0	0	0	0	T	16-16	
2021 TOTALS		9-0	1	1	0	0.0	0.0	0	0	0	0	0	0	0	0	0	0	0	5	3	2	0	0	0	5-3-1		
+ - Overtime																											

2016 GAME-BY-GAME POSTSEASON STATISTICS (LIONS)

DATE	OPPONENT	P/S	TACKLES							INTERCEPTIONS				O. FUMB			ST			MISC		W/L	SCORE		
			TK	S	A	SK	YDS	TFL	YDS	QBH	NO	YDS	LG	TD	PD	FF	FR	TD	YDS	TK	S			A	FF
01/07	at Seahawks	P	1	1	0	0.0	0.0	0	0	0	0	0	0	0	0	0	0	0	0	0	0	0	0	L	6-26
2016 TOTALS			1-0	1	1	0	0.0	0.0	0	0	0	0	0	0	0	0	0	0	0	0	0	0	0	0-1	



46

CHRISTIAN KUNTZ

LONG SNAPPER

HEIGHT: 6-1

WEIGHT: 228

COLLEGE: Duquesne

BORN: Apr. 13, 1994 (27)

BIRTHPLACE Pittsburgh, PA

HOW ACQUIRED: FA '20

NFL EXPERIENCE: 1st year

CHRISTIAN KUNTZ'S NFL REGULAR SEASON STATISTICS

DATE	TEAM	GP
2021	Steelers	9
NFL TOTALS		9

CHRISTIAN KUNTZ'S NFL REGULAR SEASON DEFENSIVE STATISTICS

				TACKLES							INTERCEPTIONS					O. FUMB				ST				MISC				
DATE	TEAM	GP	GS	TK	S	A	TFL	YDS	SK	YDS	QBH	NO	YDS	LG	TD	PD	FF	FR	TD	YDS	TK	S	A	FF	FR	S	A	
2021	Steelers	9	0	0	0	0	0	0	0.0	0.0	0	0	0	0	0	0	0	0	0	0	2	2	0	0	0	0	0	0
NFL TOTALS		9	0	0	0	0	0	0	0.0	0.0	0	0	0	0	0	0	0	0	0	0	2	2	0	0	0	0	0	0

SINGLE-GAME HIGHS: DEFENSIVE

Special Teams Tackles1 at Green Bay Packers, Oct 03, 2021

2021 GAME-BY-GAME REGULAR-SEASON STATISTICS (STEELERS)


DATE	OPPONENT		W/L/T	SCORE
09/12	at Bills	P	W	23-16
09/19	Raiders	P	L	17-26
09/26	Bengals	P	L	10-24
10/03	at Packers	P	L	17-27
10/10	Broncos	P	W	27-19
10/17	Seahawks	P	W	23-20+
10/31	at Browns	P	W	15-10
11/08	Bears	P	W	29-27
11/14	Lions	P	T	16-16
2021 TOTALS	9		5-3-1	

+ - Overtime

2021 GAME-BY-GAME REGULAR-SEASON STATISTICS (STEELERS)

DATE	OPPONENT	P/S	TACKLES							INTERCEPTIONS					O. FUMB			ST			MISC		W/L	SCORE			
			TK	S	A	SK	YDS	TFL	YDS	QBH	NO	YDS	LG	TD	PD	FF	FR	TD	YDS	TK	S	A			FF	FR	S
09/12	at Bills	P	0	0	0	0.0	0.0	0	0	0	0	0	0	0	0	0	0	0	0	0	0	0	0	0	0	W	23-16
09/19	Raiders	P	0	0	0	0.0	0.0	0	0	0	0	0	0	0	0	0	0	0	0	0	0	0	0	0	0	L	17-26
09/26	Bengals	P	0	0	0	0.0	0.0	0	0	0	0	0	0	0	0	0	0	0	0	0	0	0	0	0	0	L	10-24
10/03	at Packers	P	0	0	0	0.0	0.0	0	0	0	0	0	0	0	0	0	0	0	1	1	0	0	0	0	0	L	17-27
10/10	Broncos	P	0	0	0	0.0	0.0	0	0	0	0	0	0	0	0	0	0	0	1	1	0	0	0	0	0	W	27-19
10/17	Seahawks	P	0	0	0	0.0	0.0	0	0	0	0	0	0	0	0	0	0	0	0	0	0	0	0	0	0	W	23-20+
10/31	at Browns	P	0	0	0	0.0	0.0	0	0	0	0	0	0	0	0	0	0	0	0	0	0	0	0	0	0	W	15-10
11/08	Bears	P	0	0	0	0.0	0.0	0	0	0	0	0	0	0	0	0	0	0	0	0	0	0	0	0	0	W	29-27
11/14	Lions	P	0	0	0	0.0	0.0	0	0	0	0	0	0	0	0	0	0	0	0	0	0	0	0	0	0	T	16-16
2021 TOTALS		9-0	0	0	0	0.0	0.0	0	0	0	0	0	0	0	0	0	0	0	2	2	0	0	0	0	0	5-3-1	

+ - Overtime



31

JUSTIN LAYNE

CORNERBACK

HEIGHT: 6-2 BIRTHPLACE: Cleveland, OH

WEIGHT: 192 HOW ACQUIRED: D3b '19

COLLEGE: Michigan State NFL EXPERIENCE: 3rd year

BORN: Jan. 12, 1998 (23)

JUSTIN LAYNE'S NFL REGULAR SEASON DEFENSIVE STATISTICS

		TACKLES										INTERCEPTIONS				O. FUMB				ST				MISC			
DATE	TEAM	GP	GS	TK	S	A	TFL	YDS	SK	YDS	QBH	NO	YDS	LG	TD	PD	FF	FR	TD	YDS	TK	S	A	FF	FR	S	A
2019	Steelers	10	0	0	0	0	0	0	0.0	0.0	0	0	0	0	0	0	0	0	0	0	3	3	0	0	0	0	0
2020	Steelers	16	0	10	7	3	0	0	0.0	0.0	0	0	0	0	0	0	0	0	0	0	12	6	6	0	0	0	0
2021	Steelers	9	0	1	1	0	0	0	0.0	0.0	0	0	0	0	0	0	0	0	0	0	8	6	2	0	1	0	0
NFL TOTALS		35	0	11	8	3	0	0	0.0	0.0	0	0	0	0	0	0	0	0	0	0	23	15	8	0	1	0	0

JUSTIN LAYNE'S NFL POSTSEASON DEFENSIVE STATISTICS

TACKLES														INTERCEPTIONS				O. FUMB				ST				MISC	
DATE	TEAM	GP	GS	TK	S	A	TFL	YDS	SK	YDS	QBH	NO	YDS	LG	TD	PD	FF	FR	TD	YDS	TK	S	A	FF	FR	S	A
2020	Steelers	1	0	0	0	0	0	0	0	0.0	0.0	0	0	0	0	0	0	0	0	0	0	0	0	0	0	0	0
NFL TOTALS		1	0	0	0	0	0	0	0	0.0	0.0	0	0	0	0	0	0	0	0	0	0	0	0	0	0	0	0

SINGLE-GAME HIGHS: DEFENSIVE

Total Tackles	5 vs. Washington, Dec 07, 2020	Special Teams Tackles	4 at Cleveland Browns, Jan 03, 2021
	2 at Baltimore Ravens, Nov 01, 2020		2 vs. Chicago Bears, Nov 08, 2021
			...2 more at 2.

2021 GAME-BY-GAME REGULAR-SEASON STATISTICS (STEELERS)

DATE	OPPONENT	P/S	TACKLES							INTERCEPTIONS					O. FUMB			ST			MISC		W/L/T	SCORE			
			TK	S	A	SK	YDS	TFL	YDS	QBH	NO	YDS	LG	TD	PD	FF	FR	TD	YDS	TK	S	A			FF	FR	S
09/12	at Bills	P	0	0	0	0.0	0.0	0	0	0	0	0	0	0	0	0	0	0	1	0	1	0	0	0	0	W	23-16
09/19	Raiders	P	1	1	0	0.0	0.0	0	0	0	0	0	0	0	0	0	0	0	1	0	1	0	0	0	0	L	17-26
09/26	Bengals	P	0	0	0	0.0	0.0	0	0	0	0	0	0	0	0	0	0	0	1	1	0	0	0	0	0	L	10-24
10/03	at Packers	P	0	0	0	0.0	0.0	0	0	0	0	0	0	0	0	0	0	0	0	0	0	0	0	0	0	L	17-27
10/10	Broncos	P	0	0	0	0.0	0.0	0	0	0	0	0	0	0	0	0	0	0	1	1	0	0	0	0	0	W	27-19
10/17	Seahawks	P	0	0	0	0.0	0.0	0	0	0	0	0	0	0	0	0	0	0	1	1	0	0	0	0	0	W	23-20+
10/31	at Browns	P	0	0	0	0.0	0.0	0	0	0	0	0	0	0	0	0	0	0	0	0	0	1	0	0	0	W	15-10
11/08	Bears	P	0	0	0	0.0	0.0	0	0	0	0	0	0	0	0	0	0	0	2	2	0	0	0	0	0	W	29-27
11/14	Lions	P	0	0	0	0.0	0.0	0	0	0	0	0	0	0	0	0	0	0	1	1	0	0	0	0	0	T	16-16
2021 TOTALS			9-0	1	1	0	0.0	0.0	0	0	0	0	0	0	0	0	0	0	8	6	2	0	1	0	0	0	5-3-1
+ - Overtime																											

+ - Overtime

2020 GAME-BY-GAME POSTSEASON STATISTICS (STEELERS)

DATE	OPPONENT	P/S	TACKLES							INTERCEPTIONS					O. FUMB			ST			MISC		SCORE			
			TK	S	A	SK	YDS	TFL	YDS	QBH	NO	YDS	LG	TD	PD	FF	FR	TD	YDS	TK	S	A		FF	FR	S
01/10	Browns	P	0	0	0	0.0	0.0	0	0	0	0	0	0	0	0	0	0	0	0	0	0	0	0	0	L	37-48
2020 TOTALS		1-0	0	0	0	0.0	0.0	0	0	0	0	0	0	0	0	0	0	0	0	0	0	0	0	0	0-1	



ISAIAHH LOUDERMILK

DEFENSIVE END

HEIGHT: 6-7 BIRTHPLACE: Howard, KN
WEIGHT: 240 HOW ACQUIRED: DS '21
COLLEGE: Wisconsin NFL EXPERIENCE: R
BORN: Oct. 10, 1997 (24)

ISAIAHH LOUDERMILK'S NFL REGULAR SEASON DEFENSIVE STATISTICS


DATE	TEAM	GP	GS	TACKLES							INTERCEPTIONS					O. FUMB				ST				MISC	
				TK	S	A	TFL	YDS	SK	YDS	QBH	NO	YDS	LG	TD	PD	FF	FR	TD	YDS	TK	S	A	FF	FR
2021	Steelers	8	0	7	6	1	0	0	1.0	0.0	0	0	0	0	1	0	0	0	0	0	0	0	0	0	0
NFL TOTALS		8	0	7	6	1	0	0	1.0	0.0	0	0	0	0	1	0	0	0	0	0	0	0	0	0	0

SINGLE-GAME HIGHS: DEFENSIVE

Total Tackles 2 vs. Detroit Lions, Nov 14, 2021
2 at Cleveland Browns, Oct 31, 2021

2021 GAME-BY-GAME REGULAR-SEASON STATISTICS (STEELERS)

DATE	OPPONENT	P/S	TACKLES							INTERCEPTIONS					O. FUMB			ST			MISC		W/L	SCORE					
			TK	S	A	SK	YDS	TFL	YDS	QBH	NO	YDS	LG	TD	PD	FF	FR	TD	YDS	TK	S	A			FF	FR	S	A	
09/12	at Bills									ON INACTIVE LIST																		W	23-16
09/19	Raiders	P	1	0	1	0.0	0.0	0	0	0	0	0	0	0	0	0	0	0	0	0	0	0	0	0	0	L	17-26		
09/26	Bengals	P	1	1	0	0.0	0.0	0	0	0	0	0	0	0	0	0	0	0	0	0	0	0	0	0	0	L	10-24		
10/03	at Packers	P	0	0	0	0.0	0.0	0	0	0	0	0	0	0	0	0	0	0	0	0	0	0	0	0	0	L	17-27		
10/10	Broncos	P	0	0	0	0.0	0.0	0	0	0	0	0	0	0	0	0	0	0	0	0	0	0	0	0	0	W	27-19		
10/17	Seahawks	P	1	1	0	0.0	0.0	0	0	0	0	0	0	0	0	0	0	0	0	0	0	0	0	0	0	W	23-20+		
10/31	at Browns	P	2	2	0	1.0	0.0	0	0	0	0	0	0	0	0	0	0	0	0	0	0	0	0	0	0	W	15-10		
11/08	Bears	P	0	0	0	0.0	0.0	0	0	0	0	0	0	0	0	0	0	0	0	0	0	0	0	0	0	W	29-27		
11/14	Lions	P	2	2	0	0.0	0.0	0	0	0	0	0	0	0	0	0	0	0	0	0	0	0	0	0	0	T	16-16		
2021 TOTALS		8-0	7	6	1	1.0	0.0	0	0	0	0	0	0	0	1	0	0	0	0	0	0	0	0	0	0	5-3-1			
+ - Overtime																													



35

ARTHUR MAULET

(mah-LETT)

CORNERBACK

HEIGHT: 5-10

WEIGHT: 190

COLLEGE: Memphis

BORN: Jul. 13, 1993 (28)

BIRTHPLACE: New Orleans, LA

HOW ACQUIRED: FA '21

NFL EXPERIENCE: 5th year

REGULAR SEASON COMPARISON: DEFENSIVE - LOS ANGELES CHARGERS

DATE	OPP	W/L	GP/GS	TACKLES				SACK	YDS.	INT	TFL	PD	QBH	TD	MISC		
				TOT	SOLO	ASST									FF		FR
11/22/20	NYJ @ LAC	L	P	2	2	0		1.0	3.0	0	0	0	1	0	0	0	0
TOTALS		0/1	1/0	2	2	0		1.0	3.0	0	0	0	1	0	0	0	0

ARTHUR MAULET'S NFL REGULAR SEASON DEFENSIVE STATISTICS

DATE	TEAM	GP	GS	TACKLES								INTERCEPTIONS				O. FUMB				ST				MISC		
				TK	S	A	TFL	YDS	SK	YDS	QBH	NO	YDS	LG	TD	PD	FF	FR	TD	YDS	TK	S	A	FF	FR	S
2017	Saints	6	0	0	0	0	0	0.0	0.0	0	0	0	0	0	0	0	0	0	1	1	0	0	0	0	0	
2018	Colts	5	1	9	6	3	0	0	0.0	0.0	0	0	0	0	0	0	0	0	0	0	0	0	0	0	0	
2019	Jets	12	6	37	25	12	5	11	0.0	0.0	0	1	13	13	0	2	0	1	0	1	1	0	0	1	0	
2020	Jets	11	5	23	19	4	0	0	1.0	3.0	1	1	20	20	0	5	0	0	0	6	4	2	0	0	0	
2021	Steelers	9	1	21	17	4	4	10	0.0	0.0	0	0	0	0	0	1	0	0	0	1	1	0	0	0	0	
NFL TOTALS		43	13	90	67	23	9	21	1.0	3.0	1	2	33	20	0	8	0	1	0	9	7	2	0	1	0	0

ARTHUR MAULET'S NFL POSTSEASON DEFENSIVE STATISTICS

				TACKLES							INTERCEPTIONS					O. FUMB					ST				MISC		
DATE	TEAM	GP	GS	TK	S	A	TFL	YDS	SK	YDS	QBH	NO	YDS	LG	TD	PD	FF	FR	TD	YDS	TK	S	A	FF	FR	S	A
2017	Saints	2	0	0	0	0	0	0	0.0	0.0	0	0	0	0	0	0	0	0	0	0	0	0	0	0	0	0	0
NFL TOTALS		2	0	0	0	0	0	0	0.0	0.0	0	0	0	0	0	0	0	0	0	0	0	0	0	0	0	0	0

SINGLE-GAME HIGHS: DEFENSIVE

Total Tackles	8 vs. Pittsburgh Steelers, Dec 22, 2019 7 at Buffalo Bills, Dec 29, 2019 ...1 more at 7.	Interception Return Yards	20 vs. Las Vegas Raiders, Dec 06, 2020 13 at Buffalo Bills, Dec 29, 2019
Passes Defensed	3 vs. Cleveland Browns, Dec 27, 2020 1 vs. Denver Broncos, Oct 10, 2021 ...4 more at 1.	Special Teams Tackles	2 at Seattle Seahawks, Dec 13, 2020 1 at Buffalo Bills, Sep 12, 2021 ...6 more at 1.
Tackles For Loss	3 vs. Oakland Raiders, Nov 24, 2019 2 at Green Bay Packers, Oct 03, 2021 ...1 more at 2.	Special Teams Fumble Recoveries	1 at New England Patriots, Sep 22, 2019
Interceptions	1 vs. Las Vegas Raiders, Dec 06, 2020 1 at Buffalo Bills, Dec 29, 2019		


2021 GAME-BY-GAME REGULAR-SEASON STATISTICS (STEELERS)

DATE	OPPONENT	P/S	TACKLES								INTERCEPTIONS				O. FUMB				ST				MISC		W/L	SCORE	
			TK	S	A	SK	YDS	TFL	YDS	QBH	NO	YDS	LG	TD	PD	FF	FR	TD	YDS	TK	S	A	FF	FR			S
09/12	at Bills	P	2	1	1	0.0	0.0	0	0	0	0	0	0	0	0	0	0	0	1	1	0	0	0	0	0	W	23-16
09/19	Raiders	P	0	0	0	0.0	0.0	0	0	0	0	0	0	0	0	0	0	0	0	0	0	0	0	0	0	L	17-26
09/26	Bengals	P	2	2	0	0.0	0.0	1	2	0	0	0	0	0	0	0	0	0	0	0	0	0	0	0	0	L	10-24
10/03	at Packers	P	4	3	1	0.0	0.0	2	5	0	0	0	0	0	0	0	0	0	0	0	0	0	0	0	0	L	17-27
10/10	Broncos	S	2	1	1	0.0	0.0	0	0	0	0	0	0	0	1	0	0	0	0	0	0	0	0	0	0	W	27-19
10/17	Seahawks	P	3	3	0	0.0	0.0	1	3	0	0	0	0	0	0	0	0	0	0	0	0	0	0	0	0	W	23-20+
10/31	at Browns	P	4	3	1	0.0	0.0	0	0	0	0	0	0	0	0	0	0	0	0	0	0	0	0	0	0	W	15-10
11/08	Bears	P	4	4	0	0.0	0.0	0	0	0	0	0	0	0	0	0	0	0	0	0	0	0	0	0	0	W	29-27
11/14	Lions	P	0	0	0	0.0	0.0	0	0	0	0	0	0	0	0	0	0	0	0	0	0	0	0	0	0	T	16-16
2021 TOTALS		9-1	21	17	4	0.0	0.0	4	10	0	0	0	0	0	1	0	0	0	0	1	1	0	0	0	0	5-3-1	
+ - Over/Under																											

+/- Overtime

2017 GAME-BY-GAME POSTSEASON STATISTICS (SAINTS)

DATE	OPPONENT	P/S	TACKLES								INTERCEPTIONS				O. FUMB				ST				MISC		W/L	SCORE	
			TK	S	A	SK	YDS	TFL	YDS	QBH	NO	YDS	LG	TD	PD	FF	FR	TD	YDS	TK	S	A	FF	FR			S
01/07	Panthers	P	0	0	0	0.0	0.0	0	0	0	0	0	0	0	0	0	0	0	0	0	0	0	0	0	0	W	31-26
01/14	at Vikings	P	0	0	0	0.0	0.0	0	0	0	0	0	0	0	0	0	0	0	0	0	0	0	0	0	0	L	24-29
2017 TOTALS		2-0	0	0	0	0.0	0.0	0	0	0	0	0	0	0	0	0	0	0	0	0	0	0	0	0	0	1-1	



14

RAY-RAY MCCLOUD

WIDE RECEIVER

HEIGHT: 5-9

WEIGHT: 190

COLLEGE: Clemson

BORN: Oct. 15, 1996 (25)

BIRTHPLACE Tampa, FL

HOW ACQUIRED: FA '20

NFL EXPERIENCE: 4th year

RAY-RAY MCCLOUD'S NFL REGULAR SEASON RUSHING/RECEIVING STATISTICS

DATE	TEAM	GP	GS	RECEIVING					RUSHING				
				NO.	YDS.	AVG.	LG	TD	NO.	YDS.	AVG.	LG	TD
2018	Bills	10	1	5	36	7.2	16	0	2	4	2.0	7	0
2019	Panthers	6	0	0	0	0.0	0	0	0	0	0.0	0	0
2020	Steelers	16	2	20	77	3.9	13	0	4	65	16.3	58	0
2021	Steelers	9	2	17	129	7.6	24	0	1	10	10.0	10	0
NFL TOTALS		41	5	42	242	5.8	24	0	7	79	11.3	58	0

RAY-RAY MCCLOUD'S NFL REGULAR SEASON RETURN STATISTICS


KICKOFF RETURNS													PUNT RETURNS					
DATE	TEAM	RET.	YDS.	AVG.	LG	TD	NO.	FC	YDS.	AVG.	LG	TD						
2018	Bills	1	18	18.0	18	0	4	2	20	5.0	13	0						
2019	Panthers	8	174	21.8	31	0	10	7	82	8.2	39	0						
2020	Steelers	28	646	23.1	49	0	29	19	298	10.3	57	0						
2021	Steelers	19	440	23.2	40	0	22	9	194	8.8	19	0						
NFL TOTALS		56	1,278	22.8	49	0	65	37	594	9.1	57	0						

SINGLE-GAME HIGHS: RUSHING/RECEIVING

Rush Attempts	2 at Pittsburgh Steelers, Oct 11, 2020 1 at Jacksonville Jaguars, Nov 22, 2020 ...3 more at 1.	Longest Kickoff Return	49 vs. Denver Broncos, Sep 20, 2020 40 at Green Bay Packers, Oct 03, 2021
Rushing Yards	63 at Pittsburgh Steelers, Oct 11, 2020 10 at Cleveland Browns, Oct 31, 2021	Fair Catches	3 vs. Denver Broncos, Oct 10, 2021 3 vs. Washington Football Team, Dec 07, 2020 ...1 more at 3.
Longest Runs	58 at Pittsburgh Steelers, Oct 11, 2020 10 at Cleveland Browns, Oct 31, 2021	Punt Return Yards	83 at Tennessee Titans, Oct 25, 2020 60 vs. Cincinnati Bengals, Nov 15, 2020
Receptions	9 vs. Detroit Lions, Nov 14, 2021 4 at Jacksonville Jaguars, Nov 22, 2020	Longest Punt Return	57 at Tennessee Titans, Oct 25, 2020 42 vs. Cincinnati Bengals, Nov 15, 2020
Receiving Yards	63 vs. Detroit Lions, Nov 14, 2021 33 vs. Cincinnati Bengals, Sep 26, 2021 24 vs. Cincinnati Bengals, Sep 26, 2021	Punt Returns	6 vs. Detroit Lions, Nov 14, 2021 4 vs. Chicago Bears, Nov 08, 2021 ...3 more at 4.
Longest Receptions	17 vs. Detroit Lions, Nov 14, 2021	Receiving Average	11.0 vs. Cincinnati Bengals, Sep 26, 2021 7.0 vs. Detroit Lions, Nov 14, 2021
All-Purpose Yards	152 vs. Detroit Lions, Nov 14, 2021 123 vs. Philadelphia Eagles, Oct 11, 2020	Punt Return Average	27.7 at Tennessee Titans, Oct 25, 2020 15.0 vs. Cincinnati Bengals, Nov 15, 2020
Kickoff Returns	4 vs. Las Vegas Raiders, Sep 19, 2021 4 vs. Indianapolis Colts, Dec 27, 2020	Kickoff Return Average	33.0 at Green Bay Packers, Oct 03, 2021 24.3 vs. Seattle Seahawks, Oct 17, 2021
Kickoff Return Yards	99 at Green Bay Packers, Oct 03, 2021 92 vs. Las Vegas Raiders, Sep 19, 2021		

2021 GAME-BY-GAME REGULAR-SEASON STATISTICS (STEELERS)

			RECEIVING					RUSHING						
DATE	OPPONENT	P/S	NO.	YDS.	AVG.	LG	TD	NO.	YDS.	AVG.	LG	TD	W/L/T	SCORE
09/12	at Bills	P	0	0	0.0	0	0	0	0	0.0	0	0	W	23-16
09/19	Raiders	P	0	0	0.0	0	0	0	0	0.0	0	0	L	17-26
09/26	Bengals	P	3	33	11.0	24	0	0	0	0.0	0	0	L	10-24
10/03	at Packers	P	1	2	2.0	2	0	0	0	0.0	0	0	L	17-27
10/10	Broncos	P	1	1	1.0	1	0	0	0	0.0	0	0	W	27-19
10/17	Seahawks	P	2	18	9.0	15	0	0	0	0.0	0	0	W	23-20+
10/31	at Browns	S	0	0	0.0	0	0	1	10	10.0	10	0	W	15-10
11/08	Bears	P	1	12	12.0	12	0	0	0	0.0	0	0	W	29-27
11/14	Lions	S	9	63	7.0	17	0	0	0	0.0	0	0	T	16-16
2021 TOTALS		9-2	17	129	7.6	24	0	1	10	10.0	10	0	5-3-1	
+ - Overtime														



EST. 1933

STEELERS NATIONAL FOOTBALL LEAGUE

26

ANTHONY MCFARLAND JR.

RUNNING BACK

HEIGHT: 5-8
WEIGHT: 193
COLLEGE: Maryland
BORN: Mar. 4, 1999 (22)

BIRTHPLACE Hyattsville, MD
HOW ACQUIRED: D4a '20
NFL EXPERIENCE: 2nd year

ANTHONY MCFARLAND JR.'S NFL REGULAR SEASON RUSHING/RECEIVING STATISTICS

DATE	TEAM	GP	GS	RUSHING					RECEIVING				
				NO.	YDS.	AVG.	LG	TD	NO.	YDS.	AVG.	LG	TD
2020	Steelers	11	0	33	113	3.4	20	0	6	54	9.0	17	0
2021	Steelers	1	0	1	1	1.0	1	0	0	0	0.0	0	0
NFL TOTALS		12	0	34	114	3.4	20	0	6	54	9.0	17	0

ANTHONY MCFARLAND JR.'S NFL POSTSEASON RUSHING/RECEIVING STATISTICS

DATE	TEAM	GP	GS	RUSHING					RECEIVING				
				NO.	YDS.	AVG.	LG	TD	NO.	YDS.	AVG.	LG	TD
2020	Steelers	0	0	0	0	0.0	0	0	0	0	0.0	0	0
NFL TOTALS		0	0	0	0	0.0	0	0	0	0	0.0	0	0

ANTHONY MCFARLAND JR.'S NFL REGULAR SEASON RETURN STATISTICS

KICKOFF RETURNS							PUNT RETURNS					
DATE	TEAM	RET.	YDS.	AVG.	LG	TD	NO.	FC	YDS.	AVG.	LG	TD
2020	Steelers	0	0	0.0	0	0	0	0	0	0.0	0	0
2021	Steelers	0	0	0.0	0	0	0	0	0	0.0	0	0
NFL TOTALS		0	0	0.0	0	0	0	0	0	0.0	0	0

ANTHONY MCFARLAND JR.'S NFL POSTSEASON RETURN STATISTICS

KICKOFF RETURNS							PUNT RETURNS					
DATE	TEAM	RET.	YDS.	AVG.	LG	TD	NO.	FC	YDS.	AVG.	LG	TD
2020	Steelers	0	0	0.0	0	0	0	0	0	0.0	0	0
NFL TOTALS		0	0	0.0	0	0	0	0	0	0.0	0	0

SINGLE-GAME HIGHS: RUSHING/RECEIVING

Rush Attempts	6 vs. Houston Texans, Sep 27, 2020 5 at Cleveland Browns, Jan 03, 2021	Receiving Yards	17 vs. Baltimore Ravens, Dec 02, 2020 15 at Dallas Cowboys, Nov 08, 2020
Rushing Yards	42 vs. Houston Texans, Sep 27, 2020 17 at Cleveland Browns, Jan 03, 2021	Longest Receptions	17 vs. Baltimore Ravens, Dec 02, 2020 9 at Cincinnati Bengals, Dec 21, 2020
Longest Runs	20 vs. Houston Texans, Sep 27, 2020 11 vs. Houston Texans, Sep 27, 2020	All-Purpose Yards	49 vs. Houston Texans, Sep 27, 2020 26 vs. Baltimore Ravens, Dec 02, 2020
Receptions	2 at Dallas Cowboys, Nov 08, 2020 1 at Cincinnati Bengals, Dec 21, 2020 ...3 more at 1.		

2021 GAME-BY-GAME REGULAR-SEASON STATISTICS (STEELERS)

DATE	OPPONENT	P/S	RUSHING					RECEIVING					W/L/T	SCORE
			NO.	YDS.	AVG.	LG	TD	NO.	YDS.	AVG.	LG	TD		
09/12	at Bills							INJURED RESERVE					W	23-16
09/19	Raiders							INJURED RESERVE					L	17-26
09/26	Bengals							INJURED RESERVE					L	10-24
10/03	at Packers							INJURED RESERVE					L	17-27
10/10	Broncos							INJURED RESERVE					W	27-19
10/17	Seahawks							INJURED RESERVE - DESIGNATED FOR RETURN					W	23-20+
10/31	at Browns	P	1	1	1.0	1	0	0	0	0.0	0	0	W	15-10
11/08	Bears							ON INACTIVE LIST					W	29-27
11/14	Lions							ON INACTIVE LIST					T	16-16
2021 TOTALS		1-0	1	1	1.0	1	0	0	0	0.0	0	0	5-3-1	
+ - Overtime														

2020 GAME-BY-GAME POSTSEASON STATISTICS (STEELERS)

			RUSHING					RECEIVING						
DATE	OPPONENT	P/S	NO.	YDS.	AVG.	LG	TD	NO.	YDS.	AVG.	LG	TD	W/L	SCORE
01/10	Browns		ON INACTIVE LIST											37-48
2020 TOTALS		0-0	0	0	0.0	0	0	0	0	0.0	0	0	0-1	



HENRY MONDEAUX'S NFL REGULAR SEASON DEFENSIVE STATISTICS

DATE	TEAM	GP	GS	TACKLES							INTERCEPTIONS					O. FUMB			ST			MISC			
				TK	S	A	TFL	YDS	SK	YDS	QBH	NO	YDS	LG	TD	PD	FF	FR	TD	YDS	TK	S	A	FF	FR
2019	Steelers	0	0	0	0	0	0	0.0	0.0	0	0	0	0	0	0	0	0	0	0	0	0	0	0	0	0
2020	Steelers	11	0	4	2	2	1	1	0.0	0.0	2	0	0	0	0	0	0	0	1	1	0	0	0	0	0
2021	Steelers	7	0	5	2	3	1	8	1.0	8.0	1	0	0	0	0	0	0	0	0	0	0	0	0	0	0
NFL TOTALS		18	0	9	4	5	2	9	1.0	8.0	3	0	0	0	0	0	0	0	1	1	0	0	0	0	0

HENRY MONDEAUX'S NFL POSTSEASON DEFENSIVE STATISTICS

DATE	TEAM	GP	GS	TACKLES							INTERCEPTIONS					O. FUMB			ST			MISC			
				TK	S	A	TFL	YDS	SK	YDS	QBH	NO	YDS	LG	TD	PD	FF	FR	TD	YDS	TK	S	A	FF	FR
2018	Saints	0	0	0	0	0	0	0.0	0.0	0	0	0	0	0	0	0	0	0	0	0	0	0	0	0	0
2020	Steelers	1	0	0	0	0	0	0.0	0.0	0	0	0	0	0	0	0	0	0	0	0	0	0	0	0	0
NFL TOTALS		1	0	0	0	0	0	0.0	0.0	0	0	0	0	0	0	0	0	0	0	0	0	0	0	0	0

SINGLE-GAME HIGHS: DEFENSIVE

- Total Tackles

2 vs. Chicago Bears, Nov 08, 2021
- Special Teams Tackles

1 vs. Indianapolis Colts, Dec 27, 2020
- Tackles For Loss

2 vs. Baltimore Ravens, Dec 02, 2020

1 at Dallas Cowboys, Nov 08, 2020

2021 GAME-BY-GAME REGULAR-SEASON STATISTICS (STEELERS)


DATE	OPPONENT	P/S	TACKLES							INTERCEPTIONS					O. FUMB			ST					MISC		W/L	SCORE		
			TK	S	A	SK	YDS	TFL	YDS	QBH	YDS	LG	TD	PD	FF	FR	TD	YDS	TK	S	A	FF	FR	S			A	
09/12	at Bills		PRACTICE SQUAD DID NOT PLAY																								L	23-16
09/19	Raiders		PRACTICE SQUAD DID NOT PLAY																								L	17-26
09/26	Bengals	P	0	0	0	0.0	0.0	0	0	0	0	0	0	0	0	0	0	0	0	0	0	0	0	0	L	10-24		
10/03	at Packers	P	1	0	1	0.0	0.0	1	0	0	0	0	0	0	0	0	0	0	0	0	0	0	0	0	L	17-27		
10/10	Broncos	P	1	1	0	1.0	8.0	1	8	1	0	0	0	0	0	0	0	0	0	0	0	0	0	0	W	27-19		
10/17	Seahawks	P	0	0	0	0.0	0.0	0	0	0	0	0	0	0	0	0	0	0	0	0	0	0	0	0	W	23-20+		
10/31	at Browns	P	1	0	1	0.0	0.0	0	0	0	0	0	0	0	0	0	0	0	0	0	0	0	0	0	W	15-10		
11/08	Bears	P	2	1	1	0.0	0.0	0	0	0	0	0	0	0	0	0	0	0	0	0	0	0	0	0	W	29-27		
11/14	Lions	P	0	0	0	0.0	0.0	0	0	0	0	0	0	0	0	0	0	0	0	0	0	0	0	0	T	16-16		
2021 TOTALS		7-0	5	2	3	1.0	8.0	1	8	1	0	0	0	0	0	0	0	0	0	0	0	0	0	0	5-3-1			
+ - Overtime																												

2020 GAME-BY-GAME POSTSEASON STATISTICS (STEELERS)

DATE	OPPONENT	P/S	TACKLES						INTERCEPTIONS						O. FUMB			ST			MISC		W/L	SCORE	
			TK	S	A	SK	YDS	TFL	NO	YDS	LG	TD	PD	FF	FR	TD	YDS	TK	S	A	FF	FR			S
01/10	Browns	P	0	0	0	0.0	0.0	0	0	0	0	0	0	0	0	0	0	0	0	0	0	0	0	L	37-48
2020 TOTALS		1-0	0	0	0	0.0	0.0	0	0	0	0	0	0	0	0	0	0	0	0	0	0	0	0	0-1	

2018 GAME-BY-GAME POSTSEASON STATISTICS (SAINTS)

DATE	OPPONENT	P/S	TACKLES					QBH	INTERCEPTIONS					O. FUMB			ST					MISC		W/L	SCORE	
			TK	S	A	SK	YDS		TFL	NO	YDS	LG	TD	PD	FF	FR	TD	YDS	TK	S	A	FF	FR			S
01/13	Eagles		PRACTICE SQUAD																					W	20-14	
01/20	Rams		PRACTICE SQUAD																					L	23-26+	
2018 TOTALS			0	0	0	0.0	0.0	0	0	0	0	0	0	0	0	0	0	0	0	0	0	0	0	1-1		
+ - Overtime																										



65

DAN MOORE JR.

OFFENSIVE TACKLE

HEIGHT: 6-5

WEIGHT: 315

COLLEGE: Texas A&M

BORN: Sep. 28, 1998 (23)

BIRTHPLACE: Beaumont, TX

HOW ACQUIRED: D4a '21

NFL EXPERIENCE: R

DAN MOORE JR.'S NFL REGULAR SEASON STATISTICS

DATE	TEAM	GP	GS
2021	Steelers	9	9
NFL TOTALS		9	9

2021 GAME-BY-GAME REGULAR-SEASON STATISTICS (STEELERS)

DATE	OPPONENT	P/S	W/L/T	SCORE
09/12	at Bills	S	W	23-16
09/19	Raiders	S	L	17-26
09/26	Bengals	S	L	10-24
10/03	at Packers	S	L	17-27
10/10	Broncos	S	W	27-19
10/17	Seahawks	S	W	23-20+
10/31	at Browns	S	W	15-10
11/08	Bears	S	W	29-27
11/14	Lions	S	T	16-16
2021 TOTALS		9-9	5-3-1	
+ - Overtime				



21

TRE NORWOOD

DEFENSIVE BACK

HEIGHT: 6-0
WEIGHT: 194
COLLEGE: Oklahoma
BORN: Apr. 19, 1999 (22)

BIRTHPLACE: Fort Smith, AR
HOW ACQUIRED: D7a '21
NFL EXPERIENCE: R

TRE NORWOOD'S NFL REGULAR SEASON DEFENSIVE STATISTICS

DATE	TEAM	GP	GS	TACKLES										INTERCEPTIONS					O. FUMB			ST				MISC	
				TK	S	A	TFL	YDS	SK	YDS	QBH	NO	YDS	LG	TD	PD	FF	FR	TD	YDS	TK	S	A	FF	FR	S	A
2021	Steelers	9	2	18	17	1	1	4	0.0	0.0	0	0	0	0	0	3	0	0	0	0	1	1	0	0	0	0	0
NFL TOTALS		9	2	18	17	1	1	4	0.0	0.0	0	0	0	0	0	3	0	0	0	0	1	1	0	0	0	0	0


SINGLE-GAME HIGHS: DEFENSIVE

- Total Tackles5 at Buffalo Bills, Sep 12, 20213 vs. Seattle Seahawks, Oct 17, 2021...1 more at 3.
- Passes Defensed2 vs. Detroit Lions, Nov 14, 20211 vs. Seattle Seahawks, Oct 17, 2021
- Tackles For Loss1 vs. Seattle Seahawks, Oct 17, 2021
- Special Teams Tackles1 at Buffalo Bills, Sep 12, 2021

2021 GAME-BY-GAME REGULAR-SEASON STATISTICS (STEELERS)

DATE	OPPONENT	P/S	TACKLES								INTERCEPTIONS					O. FUMB			ST				MISC		SCORE		
			TK	S	A	SK	YDS	TFL	YDS	QBH	NO	YDS	LG	TD	PD	FF	FR	TD	YDS	TK	S	A	FF	FR		S	A
09/12	at Bills	S	5	4	1	0.0	0.0	0	0	0	0	0	0	0	0	0	0	0	1	1	0	0	0	0	0	W	23-16
09/19	Raiders	P	1	1	0	0.0	0.0	0	0	0	0	0	0	0	0	0	0	0	0	0	0	0	0	0	0	L	17-26
09/26	Bengals	P	3	3	0	0.0	0.0	0	0	0	0	0	0	0	0	0	0	0	0	0	0	0	0	0	0	L	10-24
10/03	at Packers	P	0	0	0	0.0	0.0	0	0	0	0	0	0	0	0	0	0	0	0	0	0	0	0	0	0	L	17-27
10/10	Broncos	P	2	2	0	0.0	0.0	0	0	0	0	0	0	0	0	0	0	0	0	0	0	0	0	0	0	W	27-19
10/17	Seahawks	P	3	3	0	0.0	0.0	1	4	0	0	0	0	1	0	0	0	0	0	0	0	0	0	0	0	W	23-20+
10/31	at Browns	P	2	2	0	0.0	0.0	0	0	0	0	0	0	0	0	0	0	0	0	0	0	0	0	0	0	W	15-10
11/08	Bears	P	1	1	0	0.0	0.0	0	0	0	0	0	0	0	0	0	0	0	0	0	0	0	0	0	0	W	29-27
11/14	Lions	S	1	1	0	0.0	0.0	0	0	0	0	0	0	2	0	0	0	0	0	0	0	0	0	0	0	T	16-16
2021 TOTALS		9-2	18	17	1	0.0	0.0	1	4	0	0	0	0	3	0	0	0	0	1	1	0	0	0	0	0	5-3-1	
+- Overtime																											

+ - Overtime



76

CHUKWUMA OKORAFOR

(Chuck-WOO-muh oh-KOR-uh-for)

OFFENSIVE LINEMAN

HEIGHT: 6-6

WEIGHT: 320

COLLEGE: Western Michigan

BORN: Aug. 8, 1997 (24)

BIRTHPLACE Southfield, MI

HOW ACQUIRED: D3b '18

NFL EXPERIENCE: 4th year

CHUKWUMA OKORAFOR'S NFL REGULAR SEASON STATISTICS

DATE	TEAM	GP	GS
2018	Steelers	13	3
2019	Steelers	1	1
2020	Steelers	16	15
2021	Steelers	8	8
NFL TOTALS		38	27

CHUKWUMA OKORAFOR'S NFL POSTSEASON STATISTICS


DATE	TEAM	GP	GS
2020	Steelers	1	1
NFL TOTALS		1	1

2021 GAME-BY-GAME REGULAR-SEASON STATISTICS (STEELERS)

DATE	OPPONENT	P/S	W/L/T	SCORE
09/12	at Bills	S	W	23-16
09/19	Raiders	S	L	17-26
09/26	Bengals	S	L	10-24
10/03	at Packers	ON INACTIVE LIST	L	17-27
10/10	Broncos		W	27-19
10/17	Seahawks		W	23-20+
10/31	at Browns		W	15-10
11/08	Bears		W	29-27
11/14	Lions		T	16-16
2021 TOTALS		8-8	5-3-1	
+ - Overtime				

2020 GAME-BY-GAME POSTSEASON STATISTICS (STEELERS)

DATE	OPPONENT	P/S	W/L	SCORE
01/10	Browns	S	L	37-48
2020 TOTALS		1-1	0-1	



JAMES PIERRE CORNERBACK

HEIGHT: 6-2 BIRTHPLACE: Deerfield Beach, FL
WEIGHT: 185 HOW ACQUIRED: UDFA '20
COLLEGE: Florida Atlantic NFL EXPERIENCE: 2nd year
BORN: Sep. 16, 1996 (25)

JAMES PIERRE'S NFL REGULAR SEASON DEFENSIVE STATISTICS

DATE	TEAM	GP	GS	TACKLES								INTERCEPTIONS					O. FUMB				ST				MISC	
				TK	S	A	TFL	YDS	SK	YDS	QBH	NO	YDS	LG	TD	PD	FF	FR	TD	YDS	TK	S	A	FF	FR	S
2020	Steelers	16	0	1	1	0	1	1	0.0	0.0	0	0	0	0	0	0	0	0	9	6	3	0	0	0	0	
2021	Steelers	9	2	28	26	2	0	0	0.0	0.0	0	1	0	0	0	4	1	0	0	7	2	5	1	0	0	0
NFL TOTALS		25	2	29	27	2	1	1	0.0	0.0	0	1	0	0	0	4	1	0	0	16	8	8	1	0	0	0

JAMES PIERRE'S NFL POSTSEASON DEFENSIVE STATISTICS

		TACKLES										INTERCEPTIONS							O. FUMB				ST				MISC	
DATE	TEAM	GP	GS	TK	S	A	TFL	YDS	SK	YDS	QBH	NO	YDS	LG	TD	PD	FF	FR	TD	YDS	TK	S	A	FF	FR	S	A	
2020	Steelers	1	0	0	0	0	0	0	0.0	0.0	0	0	0	0	0	1	0	0	0	0	2	2	0	0	0	0	0	
NFL TOTALS		1	0	0	0	0	0	0	0.0	0.0	0	0	0	0	0	1	0	0	0	0	2	2	0	0	0	0	0	

SINGLE-GAME HIGHS: DEFENSIVE

- Total Tackles
 - 6 vs. Denver Broncos, Oct 10, 2021
 - 6 vs. Las Vegas Raiders, Sep 19, 2021
 - ...1 more at 6.
- Passes Defensed
 - 2 vs. Denver Broncos, Oct 10, 2021
 - 1 vs. Cincinnati Bengals, Sep 26, 2021
 - ...1 more at 1.
- Forced Fumbles
 - 1 vs. Seattle Seahawks, Oct 17, 2021
- Tackles For Loss
 - 1 at Jacksonville Jaguars, Nov 22, 2020
- Interceptions
 - 1 vs. Denver Broncos, Oct 10, 2021
- Special Teams Tackles
 - 2 vs. Detroit Lions, Nov 14, 2021
 - 2 at Tennessee Titans, Oct 25, 2020
- Special Teams Forced Fumbles
 - 1 vs. Chicago Bears, Nov 08, 2021

SINGLE-GAME HIGHS - POSTSEASON: DEFENSIVE


- Passes Defensed
 - 1 vs. Cleveland Browns, Jan 10, 2021
- Special Teams Tackles
 - 2 vs. Cleveland Browns, Jan 10, 2021

2021 GAME-BY-GAME REGULAR-SEASON STATISTICS (STEELERS)

DATE	OPPONENT	P/S	TACKLES							INTERCEPTIONS					O. FUMB				ST				MISC		W/L	SCORE		
			TK	S	A	SK	YDS	TFL	YDS	QBH	NO	YDS	LG	TD	PD	FF	FR	TD	YDS	TK	S	A	FF	FR			S	A
09/12	at Bills	P	6	6	0	0.0	0.0	0	0	0	0	0	0	1	0	0	0	0	1	0	1	0	0	0	0	W	23-16	
09/19	Raiders	S	6	6	0	0.0	0.0	0	0	0	0	0	0	0	0	0	0	0	0	1	0	1	0	0	0	L	17-26	
09/26	Bengals	P	0	0	0	0.0	0.0	0	0	0	0	0	0	1	0	0	0	0	0	1	0	0	0	0	0	L	10-24	
10/03	at Packers	P	1	1	0	0.0	0.0	0	0	0	0	0	0	0	0	0	0	0	0	0	0	0	0	0	0	L	17-27	
10/10	Broncos	S	6	6	0	0.0	0.0	0	0	0	1	0	0	2	0	0	0	0	0	0	0	0	0	0	0	W	27-19	
10/17	Seahawks	P	3	2	1	0.0	0.0	0	0	0	0	0	0	0	1	0	0	0	0	1	0	1	0	0	0	W	23-20+	
10/31	at Browns	P	0	0	0	0.0	0.0	0	0	0	0	0	0	0	0	0	0	0	0	0	0	0	0	0	0	W	15-10	
11/08	Bears	P	1	1	0	0.0	0.0	0	0	0	0	0	0	0	0	0	0	0	0	1	1	0	1	0	0	W	29-27	
11/14	Lions	P	5	4	1	0.0	0.0	0	0	0	0	0	0	0	0	0	0	0	0	2	2	0	2	0	0	T	16-16	
2021 TOTALS			9-2	28	26	2	0.0	0.0	0	0	0	1	0	0	0	4	1	0	0	0	7	2	5	1	0	0	0	5-3-1
+ - Overtime																												

2020 GAME-BY-GAME POSTSEASON STATISTICS (STEELERS)

DATE	OPPONENT	P/S	TACKLES							INTERCEPTIONS					O. FUMB			ST				MISC		W/L	SCORE			
			TK	S	A	SK	YDS	TFL	YDS	QBH	NO	YDS	LG	TD	PD	FF	FR	TD	YDS	TK	S	A	FF			FR	S	A
01/10	Browns	P	0	0	0	0.0	0.0	0	0	0	0	0	0	0	1	0	0	0	0	2	2	0	0	0	0	0	L	37-48
2020 TOTALS			1-0	0	0	0	0.0	0.0	0	0	0	0	0	0	1	0	0	0	0	2	2	0	0	0	0	0	0-1	



2

MASON RUDOLPH

QUARTERBACK

HEIGHT: 6-5

BIRTHPLACE: Rock Hill, SC

WEIGHT: 235

HOW ACQUIRED: D3a '18

COLLEGE: Oklahoma State

NFL EXPERIENCE: 4th year

BORN: Jun. 17, 1995 (26)

MASON RUDOLPH'S NFL REGULAR SEASON PASSING STATISTICS

DATE	TEAM	GP	GS	ATT.	CMP.	PCT.	YDS	AVG.	TD	INT.	LG	SK	LST	RATE
2018	Steelers	0	0	0	0	0.0	0	0.0	0	0	0	0	0	0.0
2019	Steelers	10	8	283	176	62.2	1,765	6.2	13	9	76t	15	124	82.0
2020	Steelers	5	1	43	25	58.1	324	7.5	2	1	47	1	8	87.7
2021	Steelers	1	1	50	30	60.0	242	4.8	1	1	36	0	0	70.6
TOTALS		16	10	376	231	61.4	2,331	6.2	16	11	76T	16	132	81.1

MASON RUDOLPH'S NFL POSTSEASON PASSING STATISTICS

DATE	TEAM	GP	GS	ATT.	CMP.	PCT.	YDS	AVG.	TD	INT.	LG	SK	LST	RATE
2020	Steelers	0	0	0	0	0.0	0	0.0	0	0	0	0	0	0.0
TOTALS		0	0	0	0	0.0	0	0.0	0	0	0	0	0	0.0

MASON RUDOLPH'S NFL REGULAR SEASON RUSHING STATISTICS

DATE	TEAM	NO.	YDS.	AVG.	LG	TD
2018	Steelers	0	0	0.0	0	0
2019	Steelers	21	42	2.0	13	0
2020	Steelers	7	-6	-0.9	1	0
2021	Steelers	4	36	9.0	26	0
TOTALS		32	72	2.3	26	0

MASON RUDOLPH'S NFL POSTSEASON RUSHING STATISTICS

DATE	TEAM	NO.	YDS.	AVG.	LG	TD
2020	Steelers	0	0	0.0	0	0
TOTALS		0	0	0.0	0	0

MASON RUDOLPH'S NFL REGULAR SEASON PASSING/RUSHING STATISTICS

DATE	TEAM	GP	GS	PASSING											RUSHING				
				ATT.	CMP.	PCT.	YDS	AVG.	TD	INT.	LG	SK	LST	RATE	NO.	YDS.	AVG.	LG	TD
2018	Steelers	0	0	0	0	0.0	0	0.0	0	0	0	0	0	0.0	21	42	2.0	13	0
2019	Steelers	10	8	283	176	62.2	1,765	6.2	13	9	76t	15	124	82.0	7	-6	-0.9	1	0
2020	Steelers	5	1	43	25	58.1	324	7.5	2	1	47	1	8	87.7	4	36	9.0	26	0
2021	Steelers	1	1	50	30	60.0	242	4.8	1	1	36	0	0	70.6	32	72	2.3	26	0
TOTALS		16	10	376	231	61.4	2,331	6.2	16	11	76T	16	132	81.1					

MASON RUDOLPH'S NFL POSTSEASON PASSING/RUSHING STATISTICS

DATE	TEAM	GP	GS	PASSING											RUSHING				
				ATT.	CMP.	PCT.	YDS	AVG.	TD	INT.	LG	SK	LST	RATE	NO.	YDS.	AVG.	LG	TD
2020	Steelers	0	0	0	0	0.0	0	0.0	0	0	0	0	0	0.0	0	0	0.0	0	0
TOTALS		0	0	0	0	0.0	0	0.0	0	0	0	0	0	0.0	0	0	0.0	0	0

SINGLE-GAME HIGHS: QUARTERBACK

Pass Attempts	50 vs. Detroit Lions, Nov 14, 2021 44 at Cleveland Browns, Nov 14, 2019	Completion Percentage	85.7 vs. Cincinnati Bengals, Sep 30, 2019 74.3 vs. Indianapolis Colts, Nov 03, 2019
Pass Completions	30 vs. Detroit Lions, Nov 14, 2021 26 vs. Indianapolis Colts, Nov 03, 2019	Passer Rating	124.6 vs. Cincinnati Bengals, Sep 30, 2019 104 at New York Jets, Dec 22, 2019
Yards Passing	315 at Cleveland Browns, Jan 03, 2021 251 vs. Miami Dolphins, Oct 28, 2019	Rush Attempts	4 vs. Detroit Lions, Nov 14, 2021 4 at Cincinnati Bengals, Nov 24, 2019
TD Passes	2 at Cleveland Browns, Jan 03, 2021 2 vs. Miami Dolphins, Oct 28, 2019 ...3 more at 2.	Rushing Yards	...1 more at 4. 36 vs. Detroit Lions, Nov 14, 2021 15 at Cleveland Browns, Nov 14, 2019
Long Passes	76t at San Francisco 49ers, Sep 22, 2019 47 at Cleveland Browns, Jan 03, 2021	Longest Runs	...1 more at 15. 26 vs. Detroit Lions, Nov 14, 2021 13 at Cleveland Browns, Nov 14, 2019

2021 PITTSBURGH STEELERS

105

UPDATED PLAYER BIOS

300-YARD PASSING GAMES (1): REGULAR SEASON


DATE	TEAM	NO.	YDS.	AVG.	LG	TD
01/03/21	at Browns	22	315	14.3	47	2

2021 GAME-BY-GAME REGULAR-SEASON STATISTICS (STEELERS)

DATE	OPPONENT	P/S	PASSING										RUSHING				W/L/T	SCORE	
			ATT	CMP	YDS	PCT	Y/A	Y/C	TD	INT	LG	SK/YD	RATE	ATT	YDS	LG			TD
09/12	at Bills																W	23-16	
09/19	Raiders																L	17-26	
09/26	Bengals																L	10-24	
10/03	at Packers																L	17-27	
10/10	Broncos																W	27-19	
10/17	Seahawks																W	23-20+	
10/31	at Browns																W	15-10	
11/08	Bears																W	29-27	
11/14	Lions	S	50	30	242	60.0	4.8	8.1	1	1	36	0/0	70.6	4	36	26	0	T	16-16
2021 TOTALS		1-1	50	30	242	60.0	4.8	8.1	1	1	36	0/0	70.6	4	36	26	0	5-3-1	
+ - Overtime																			

2020 GAME-BY-GAME POSTSEASON STATISTICS (STEELERS)

DATE	OPPONENT	P/S	PASSING											RUSHING				W/L	SCORE
			ATT	CMP	YDS	PCT	Y/A	Y/C	TD	INT	LG	SK/YD	RATE	ATT	YDS	LG	TD		
01/10	Browns		DID NOT PLAY (NON-INJURY)															L	37-48
2020 TOTALS		0-0	0	0	0	0.0	0.0	0.0	0	0	0	0/0	0.0	0	0	0	0	0-1	



EST. 1933

STEELERS NATION

Griddle Towel

93

JOE SCHOBERT

(SHOW-*bert*)

LINEBACKER

HEIGHT: 6-1

WEIGHT: 240

COLLEGE: Wisconsin

BORN: Nov. 6, 1993 (28)

BIRTHPLACE: Waukesha, Wis.

HOW ACQUIRED: TR '21 (JAX)

NFL EXPERIENCE: 6th year

REGULAR SEASON COMPARISON: DEFENSIVE - LOS ANGELES CHARGERS

DATE	OPP	W/L	GP/GS	TACKLES			ASST	SACK	YDS.	INT	TFL	PD	QBH	TD	MISC		
				TOT	SOLO										FF	FR	FR
12/3/17	CLV @ LAC	L	S	12	7		5	1.0	9.0	0	1	0	0	0	1	0	0
10/14/18	CLV vs. LAC	L	S	3	2		1	0.5	6.0	0	0	1	1	0	0	0	0
10/25/20	JAX @ LAC	L	S	9	3		6	0.0	0.0	0	1	0	0	0	0	0	0
TOTALS		0/3	3/3	24	12		12	1.5	15.0	0	2	1	1	0	1	0	0

JOE SCHOBERT'S NFL REGULAR SEASON DEFENSIVE STATISTICS

DATE	TEAM	GP	GS	TK	S	TACKLES					INTERCEPTIONS					O. FUMB					ST			MISC		
						A	TFL	YDS	SK	YDS	QBH	NO	YDS	LG	TD	PD	FF	FR	TD	YDS	TK	S	A	FF	FR	S
2016	Browns	16	4	16	11	5	1	0.5	3.0	3	0	0	0	0	1	0	0	0	12	8	4	0	0	0	0	
2017	Browns	16	16	142	85	57	4	6	3.0	18.0	7	1	8	8	0	4	3	0	0	2	2	0	0	0	0	
2018	Browns	13	13	103	57	46	3	13	3.0	20.0	6	1	0	0	0	6	2	0	26	0	0	0	0	0	0	
2019	Browns	16	16	133	89	44	7	32	2.0	19.0	4	4	24	20	0	2	1	0	21	0	0	0	0	0	0	
2020	Jaguars	16	16	141	84	57	6	17	2.5	12.0	6	3	45	43	1	4	2	0	0	0	0	0	0	0	0	
2021	Steelers	9	9	63	37	26	1	0	0.0	0.0	0	0	0	0	0	4	1	0	0	0	0	0	0	0	0	
NFL TOTALS		86	74	598	363	235	22	69	11.0	72.0	26	9	77	43	1	28	10	3	0	47	14	10	4	0	0	0


SINGLE-GAME HIGHS: DEFENSIVE

Total Tackles	16 at Baltimore Ravens, Sep 29, 2019 14 at Oakland Raiders, Sep 30, 2018	Tackles For Loss	2 vs. Pittsburgh Steelers, Nov 14, 2019 2 at Baltimore Ravens, Sep 29, 2019 ...1 more at 2.
Sacks	1.0 vs. Chicago Bears, Dec 27, 2020 1.0 at Minnesota Vikings, Dec 06, 2020 ...6 more at 1.0.	Interceptions	2 vs. Miami Dolphins, Nov 24, 2019 2 vs. Pittsburgh Steelers, Nov 14, 2019 43 at Minnesota Vikings, Dec 06, 2020
Passes Defensed	4 vs. Miami Dolphins, Nov 24, 2019 4 vs. Pittsburgh Steelers, Nov 14, 2019	Interception Return Yards	20 vs. Pittsburgh Steelers, Nov 14, 2019 3 at Buffalo Bills, Dec 18, 2016 2 at Cincinnati Bengals, Oct 23, 2016
Forced Fumbles	1 at Cleveland Browns, Oct 31, 2021 1 vs. Chicago Bears, Dec 27, 2020 ...8 more at 1.	Special Teams Tackles	26 vs. Pittsburgh Steelers, Sep 09, 2018 21 vs. Los Angeles Rams, Sep 22, 2019
Fumble Recoveries	2 vs. Pittsburgh Steelers, Sep 09, 2018 1 vs. Los Angeles Rams, Sep 22, 2019		

2021 GAME-BY-GAME REGULAR-SEASON STATISTICS (STEELERS)

DATE	OPPONENT	P/S	TACKLES								INTERCEPTIONS				O. FUMB			ST			MISC			W/L	SCORE
			TK	S	A	SK	YDS	TFL	YDS	QBH	NO	YDS	LG	TD	PD	FF	FR	TD	YDS	TK	S	A	FF	FR	
09/12	at Bills	S	6	2	4	0.0	0.0	0	0	0	0	0	0	0	0	0	0	0	0	0	0	0	0	W	23-16
09/19	Raiders	S	10	6	4	0.0	0.0	0	0	0	0	0	0	0	2	0	0	0	0	0	0	0	0	L	17-26
09/26	Bengals	S	5	4	1	0.0	0.0	0	0	0	0	0	0	0	0	0	0	0	0	0	0	0	0	L	10-24
10/03	at Packers	S	8	5	3	0.0	0.0	0	0	0	0	0	0	0	1	0	0	0	0	0	0	0	0	L	17-27
10/10	Broncos	S	5	3	2	0.0	0.0	0	0	0	0	0	0	0	1	0	0	0	0	0	0	0	0	W	27-19
10/17	Seahawks	S	2	1	1	0.0	0.0	0	0	0	0	0	0	0	0	0	0	0	0	0	0	0	0	W	23-20+
10/31	at Browns	S	9	6	3	0.0	0.0	0	0	0	0	0	0	0	1	0	0	0	0	0	0	0	0	W	15-10
11/08	Bears	S	5	2	3	0.0	0.0	0	0	0	0	0	0	0	0	0	0	0	0	0	0	0	0	W	29-27
11/14	Lions	S	13	8	5	0.0	0.0	1	0	0	0	0	0	0	0	0	0	0	0	0	0	0	0	T	16-16
2021 TOTALS		9-9	63	37	26	0.0	0.0	1	0	0	0	0	0	0	4	1	0	0	0	0	0	0	0	5-3-1	

+ - Overtime



BENNY SNELL JR.

RUNNING BACK

HEIGHT: 5-10

BIRTHPLACE: Columbus, OH

WEIGHT: 224

HOW ACQUIRED: D4 '19

COLLEGE: Kentucky

NFL EXPERIENCE: 3rd year

BORN: Feb. 26, 1998 (23)

REGULAR SEASON COMPARISON: RECEIVING - LOS ANGELES CHARGERS

DATE	OPP	W/L	GP/GS	REC	YDS.	AVG.	TD	LG	TGTS	YAC
10/13/19	PIT @ LAC	W	P	1	14	14.0	0	14	1	16
TOTALS		1/0	1/0	1	14	14.0	0	14	1	16

BENNY SNELL JR.'S NFL REGULAR SEASON RUSHING/RECEIVING STATISTICS

RUSHING														RECEIVING				
DATE	TEAM	GP	GS	NO.	YDS.	AVG.	LG	TD	NO.	YDS.	AVG.	LG	TD					
2019	Steelers	13	2	108	426	3.9	23	2	3	23	7.7	14	0					
2020	Steelers	16	3	111	368	3.3	30	4	10	61	6.1	14	0					
2021	Steelers	9	0	11	31	2.8	9	0	1	7	7.0	7	0					
NFL TOTALS		38	5	230	825	3.6	30	6	14	91	6.5	14	0					

BENNY SNELL JR.'S NFL POSTSEASON RUSHING/RECEIVING STATISTICS

RUSHING									RECEIVING				
DATE	TEAM	GP	GS	NO.	YDS.	AVG.	LG	TD	NO.	YDS.	AVG.	LG	TD
2020	Steelers	1	0	2	13	6.5	11	0	1	4	4.0	4	0
NFL TOTALS		1	0	2	13	6.5	11	0	1	4	4.0	4	0

BENNY SNELL JR.'S NFL REGULAR SEASON RETURN STATISTICS

KICKOFF RETURNS							PUNT RETURNS					
DATE	TEAM	RET.	YDS.	AVG.	LG	TD	NO.	FC	YDS.	AVG.	LG	TD
2019	Steelers	1	8	8.0	8	0	0	0	0	0.0	0	0
2020	Steelers	0	0	0.0	0	0	0	0	0	0.0	0	0
2021	Steelers	0	0	0.0	0	0	0	0	0	0.0	0	0
NFL TOTALS		1	8	8.0	8	0	0	0	0	0.0	0	0

BENNY SNELL JR.'S NFL POSTSEASON RETURN STATISTICS

KICKOFF RETURNS							PUNT RETURNS					
DATE	TEAM	RET.	YDS.	AVG.	LG	TD	NO.	FC	YDS.	AVG.	LG	TD
2020	Steelers	0	0	0.0	0	0	0	0	0	0.0	0	0
NFL TOTALS		0	0	0.0	0	0	0	0	0	0.0	0	0

SINGLE-GAME HIGHS: RUSHING/RECEIVING

Rush Attempts	21 at Cincinnati Bengals, Nov 24, 2019 19 at New York Giants, Sep 14, 2020	Kickoff Returns	1 at Baltimore Ravens, Dec 29, 2019
Rushing Yards	113 at New York Giants, Sep 14, 2020 98 at Cincinnati Bengals, Nov 24, 2019	Kickoff Return Yards	8 at Baltimore Ravens, Dec 29, 2019
Longest Runs	30 at New York Giants, Sep 14, 2020 29 at Cincinnati Bengals, Dec 21, 2020	Longest Kickoff Return	8 at Baltimore Ravens, Dec 29, 2019
Rushing TDs	1 at Cincinnati Bengals, Dec 21, 2020 1 at Jacksonville Jaguars, Nov 22, 2020 ...4 more at 1.	Special Teams Tackles	2 at Buffalo Bills, Dec 13, 2020 1 vs. Detroit Lions, Nov 14, 2021 ...9 more at 1.
Receptions	3 at Cincinnati Bengals, Dec 21, 2020 3 vs. Baltimore Ravens, Dec 02, 2020	Miscellaneous Tackles	1 at Cleveland Browns, Jan 03, 2021
Receiving Yards	33 vs. Baltimore Ravens, Dec 02, 2020 23 at Cincinnati Bengals, Dec 21, 2020	Most TDs	1 at Cincinnati Bengals, Dec 21, 2020 1 at Jacksonville Jaguars, Nov 22, 2020 ...3 more at 1.
Longest Receptions	14 at Cincinnati Bengals, Dec 21, 2020 14 at Los Angeles Chargers, Oct 13, 2019	Rushing Average	6.0 at New York Giants, Sep 14, 2020 5.1 at Baltimore Ravens, Dec 29, 2019
All-Purpose Yards	113 at New York Giants, Sep 14, 2020 107 at Cincinnati Bengals, Dec 21, 2020		

SINGLE-GAME HIGHS - POSTSEASON: RUSHING/RECEIVING

Rush Attempts	2 vs. Cleveland Browns, Jan 10, 2021	Receiving Yards	4 vs. Cleveland Browns, Jan 10, 2021
Rushing Yards	13 vs. Cleveland Browns, Jan 10, 2021	Longest Receptions	4 vs. Cleveland Browns, Jan 10, 2021
Longest Runs	11 vs. Cleveland Browns, Jan 10, 2021	All-Purpose Yards	17 vs. Cleveland Browns, Jan 10, 2021
Receptions	1 vs. Cleveland Browns, Jan 10, 2021		

100-YARD RUSHING GAMES (1): REGULAR SEASON


DATE	TEAM	ATT.	YDS.	AVG.	LG	TD
09/14/20	at Giants	19	113	5.9	30	0

2021 GAME-BY-GAME REGULAR-SEASON STATISTICS (STEELERS)

			RUSHING					RECEIVING						
DATE	OPPONENT	P/S	NO.	YDS.	AVG.	LG	TD	NO.	YDS.	AVG.	LG	TD	W/L/T	SCORE
09/12	at Bills	P	0	0	0.0	0	0	0	0	0.0	0	0	W	23-16
09/19	Raiders	P	2	1	0.5	1	0	0	0	0.0	0	0	L	17-26
09/26	Bengals	P	0	0	0.0	0	0	0	0	0.0	0	0	L	10-24
10/03	at Packers	P	1	0	0.0	0	0	0	0	0.0	0	0	L	17-27
10/10	Broncos	P	5	20	4.0	9	0	0	0	0.0	0	0	W	27-19
10/17	Seahawks	P	0	0	0.0	0	0	0	0	0.0	0	0	W	23-20+
10/31	at Browns	P	0	0	0.0	0	0	1	7	7.0	7	0	W	15-10
11/08	Bears	P	2	6	3.0	5	0	0	0	0.0	0	0	W	29-27
11/14	Lions	P	1	4	4.0	4	0	0	0	0.0	0	0	T	16-16
2021 TOTALS		9-0	11	31	2.8	9	0	1	7	7.0	7	0	5-3-1	
+ - Overtime														

2020 GAME-BY-GAME POSTSEASON STATISTICS (STEELERS)

			RUSHING					RECEIVING						
DATE	OPPONENT	P/S	NO.	YDS.	AVG.	LG	TD	NO.	YDS.	AVG.	LG	TD	W/L	SCORE
01/10	Browns	P	2	13	6.5	11	0	1	4	4.0	4	0	L	37-48
2020 TOTALS		1-0	2	13	6.5	11	0	1	4	4.0	4	0	0-1	



41

ROBERT SPILLANE

(Spill-LANE)

LINEBACKER

HEIGHT: 6-1

WEIGHT: 229

COLLEGE: Western Michigan

BORN: Dec. 14, 1995 (25)

BIRTHPLACE: Oak Park, IL

HOW ACQUIRED: FA '19

NFL EXPERIENCE: 3rd year

ROBERT SPILLANE'S NFL REGULAR SEASON DEFENSIVE STATISTICS

DATE	TEAM	GP	GS	TACKLES							INT/INT YDS					O.FUMB			ST			MISC					
				TK	S	A	TFL	YDS	SK	YDS	QBH	NO	YDS	LG	TD	PD	FF	FR	TD	YDS	TK	S	A	FF	FR	S	A
2018	Titans	2	0	0	0	0	0	0	0.0	0.0	0	0	0	0	0	0	0	0	0	0	0	0	0	0	0	0	
2019	Titans	0	0	0	0	0	0	0	0.0	0.0	0	0	0	0	0	0	0	0	0	0	0	0	0	0	0	0	
Went from Tennessee to Pittsburgh.																											
2019	Steelers	8	0	1	1	0	0	0	0.0	0.0	0	0	0	0	0	0	0	0	0	10	7	3	0	0	0	0	
2019	TOTAL	8	0	1	1	0	0	0	0.0	0.0	0	0	0	0	0	0	0	0	0	10	7	3	0	0	0	0	
2020	Steelers	12	7	43	37	6	4	21	2.0	15.0	3	1	33	33†	1	4	0	1	0	0	2	2	0	0	0	0	
2021	Steelers	8	1	15	8	7	1	2	0.0	0.0	0	0	0	0	0	0	0	0	0	7	4	3	0	0	0	0	
NFL TOTALS		30	8	59	46	13	5	23	2.0	15.0	3	1	33	33†	1	4	0	1	0	0	19	13	6	0	0	0	

ROBERT SPILLANE'S NFL POSTSEASON DEFENSIVE STATISTICS

		TACKLES										INTERCEPTIONS					O. FUMB				ST				MISC		
DATE	TEAM	GP	GS	TK	S	A	TFL	YDS	SK	YDS	QBH	NO	YDS	LG	TD	PD	FF	FR	TD	YDS	TK	S	A	FF	FR	S	A
2020	Steelers	1	1	9	6	3	0	0	0.0	0.0	0	0	0	0	0	0	0	0	0	0	0	0	0	0	0	0	0
NFL TOTALS		1	1	9	6	3	0	0	0.0	0.0	0	0	0	0	0	0	0	0	0	0	0	0	0	0	0	0	0

SINGLE-GAME HIGHS: DEFENSIVE

- Total Tackles

11 at Baltimore Ravens, Nov 01, 2020

10 vs. Las Vegas Raiders, Sep 19, 2021
- Sacks

1.0 vs. Washington, Dec 07, 2020

1.0 vs. Cincinnati Bengals, Nov 15, 2020
- Passes Defensed

2 vs. Washington, Dec 07, 2020

2 at Baltimore Ravens, Nov 01, 2020
- Fumble Recoveries

1 at Baltimore Ravens, Nov 01, 2020
- Tackles For Loss

1 vs. Las Vegas Raiders, Sep 19, 2021

1 vs. Washington Football Team, Dec 07, 2020

...3 more at 1.
- Interceptions

1 at Baltimore Ravens, Nov 01, 2020
- Interception Return Yards

33 at Baltimore Ravens, Nov 01, 2020
- Special Teams Tackles

4 at Cincinnati Bengals, Nov 24, 2019

2 vs. Detroit Lions, Nov 14, 2021

...3 more at 2.

SINGLE-GAME HIGHS - POSTSEASON: DEFENSIVE

- Total Tackles


9 vs. Cleveland Browns, Jan 10, 2021

2021 GAME-BY-GAME REGULAR-SEASON STATISTICS (STEELERS)

DATE	OPPONENT	P/S	TACKLES							INTERCEPTIONS					O. FUMB				ST				MISC		W/L	SCORE															
			TK	S	A	SK	YDS	TFL	YDS	QBH	NO	YDS	LG	TD	PD	FF	FR	TD	YDS	TK	S	A	FF	FR			S	A													
09/12	at Bills		ON INACTIVE LIST																																					W	23-16
09/19	Raiders	S	10	7	3	0.0	0.0	1	2	0	0	0	0	0	0	0	0	0	0	2	0	2	0	0	0	0	0	L	17-26												
09/26	Bengals	P	0	0	0	0.0	0.0	0	0	0	0	0	0	0	0	0	0	0	0	0	0	0	0	0	0	0	L	10-24													
10/03	at Packers	P	0	0	0	0.0	0.0	0	0	0	0	0	0	0	0	0	0	0	0	1	1	0	0	0	0	0	L	17-27													
10/10	Broncos	P	2	1	1	0.0	0.0	0	0	0	0	0	0	0	0	0	0	0	0	0	0	0	0	0	0	0	W	27-19													
10/17	Seahawks	P	2	0	2	0.0	0.0	0	0	0	0	0	0	0	0	0	0	0	0	1	1	0	0	0	0	0	W	23-20+													
10/31	at Browns	P	1	0	1	0.0	0.0	0	0	0	0	0	0	0	0	0	0	0	0	1	1	0	0	0	0	0	W	15-10													
11/08	Bears	P	0	0	0	0.0	0.0	0	0	0	0	0	0	0	0	0	0	0	0	0	0	0	0	0	0	0	W	29-27													
11/14	Lions	P	0	0	0	0.0	0.0	0	0	0	0	0	0	0	0	0	0	0	0	2	1	1	0	0	0	0	T	16-16													
2021 TOTALS		8-1	15	8	7	0.0	0.0	1	2	0	0	0	0	0	0	0	0	0	0	7	4	3	0	0	0	0	5-3-1														
+ - Overtime																																									

2020 GAME-BY-GAME POSTSEASON STATISTICS (STEELERS)

			TACKLES							INTERCEPTIONS					O. FUMB				ST				MISC					
DATE	OPPONENT	P/S	TK	S	A	SK	YDS	TFL	YDS	QBH	NO	YDS	LG	TD	PD	FF	FR	TD	YDS	TK	S	A	FF	FR	S	A	W/L	SCORE
01/10	Browns	S	9	6	3	0.0	0.0	0	0	0	0	0	0	0	0	0	0	0	0	0	0	0	0	0	0	0	L	37-48
2020 TOTALS		1-1	9	6	3	0.0	0.0	0	0	0	0	0	0	0	0	0	0	0	0	0	0	0	0	0	0	0	0-1	



20

CAMERON SUTTON

CORNERBACK

HEIGHT: 5-11 BIRTHPLACE Jonesboro, GA

WEIGHT: 188 HOW ACQUIRED: D3a '17

COLLEGE: Tennessee NFL EXPERIENCE: 5th year

BORN: Feb. 27, 1995 (26)

REGULAR SEASON COMPARISON: DEFENSIVE - LOS ANGELES CHARGERS

DATE	OPP	W/L	GP/GS	TACKLES				ASST	SACK	YDS.	INT	TFL	PD	QBH	TD	MISC		
				TOT	SOLO											FF	FR	
10/13/19	PIT @ LAC		P		1	1		0	0.0	0.0		1	0	3		0	0	0
TOTALS		1/0	1/0	1	1			0	0.0	0.0	1	0	3	0	0	0	0	0

CAMERON SUTTON'S NFL REGULAR SEASON DEFENSIVE STATISTICS

DATE	TEAM	GP	GS	TK	S	TACKLES					INTERCEPTIONS					O. FUMB					ST			MISC			
						A	TFL	YDS	SK	YDS	QBH	NO	YDS	LG	TD	PD	FF	FR	TD	YDS	TK	S	A	FF	FR	S	A
2017	Steelers	5	1	5	4	1	0	0	0.0	0.0	0	0	0	0	0	1	0	0	0	0	0	0	0	0	0	0	
2018	Steelers	15	1	19	18	1	0	0	0.0	0.0	2	1	0	0	3	0	0	0	0	3	2	1	1	0	0	0	
2019	Steelers	16	0	16	13	3	2	2	1.0	1.0	1	1	26	26	0	5	0	0	0	0	0	0	0	0	0	0	
2020	Steelers	16	6	29	26	3	1	4	1.0	0.0	0	1	0	0	8	3	1	0	0	1	1	0	0	0	0	0	
2021	Steelers	8	8	20	18	2	3	11	0.0	0.0	0	0	0	0	3	0	0	0	0	0	0	0	0	0	0	0	
NFL TOTALS		60	16	89	79	10	6	17	2.0	1.0	3	3	26	26	0	20	3	1	0	0	4	3	1	1	0	0	0

CAMERON SUTTON'S NFL POSTSEASON DEFENSIVE STATISTICS

				TACKLES							INTERCEPTIONS				O. FUMB				ST				MISC				
DATE	TEAM	GP	GS	TK	S	A	TFL	YDS	SK	YDS	QBH	NO	YDS	LG	TD	PD	FF	FR	TD	YDS	TK	S	A	FF	FR	S	A
2017	Steelers	1	0	0	0	0	0	0	0.0	0.0	0	0	0	0	0	0	0	0	0	0	0	0	0	0	0	0	0
2020	Steelers	1	1	2	2	0	0	0	0.0	0.0	0	0	0	0	1	0	0	0	0	0	0	0	0	0	0	0	0
NFL TOTALS		2	1	2	2	0	0	0	0.0	0.0	0	0	0	0	1	0	0	0	0	0	0	0	0	0	0	0	0

SINGLE-GAME HIGHS: DEFENSIVE

Total Tackles	5 at Buffalo Bills, Sep 12, 2021 5 at Cincinnati Bengals, Oct 14, 2018	Tackles For Loss	2 at Buffalo Bills, Sep 12, 2021 1 at Cleveland Browns, Oct 31, 2021 ...3 more at 1.
Sacks	1.0 vs. Cleveland Browns, Oct 18, 2020 1.0 vs. Cleveland Browns, Dec 01, 2019 3 at Los Angeles Chargers, Oct 13, 2019 2 at Buffalo Bills, Sep 12, 2021 ...3 more at 2.	Interceptions	1 vs. Cleveland Browns, Oct 18, 2020 1 at Los Angeles Chargers, Oct 13, 2019 ...1 more at 1.
Passes Defensed	1 vs. Cincinnati Bengals, Nov 15, 2020 1 at Dallas Cowboys, Nov 08, 2020 ...1 more at 1.	Interception Return Yards	26 at Los Angeles Chargers, Oct 13, 2019
Forced Fumbles	1 at Buffalo Bills, Dec 13, 2020	Special Teams Tackles	1 at Dallas Cowboys, Nov 08, 2020 1 vs. Cincinnati Bengals, Dec 30, 2018 ...2 more at 1.
Fumble Recoveries		Special Teams Forced Fumbles	1 vs. Kansas City Chiefs, Sep 16, 2018

SINGLE-GAME HIGHS - POSTSEASON: DEFENSIVE

Total Tackles	2 vs. Cleveland Browns, Jan 10, 2021	Passes Defensed	1 vs. Cleveland Browns, Jan 10, 2021
---------------	--------------------------------------	-----------------	--------------------------------------

2021 GAME-BY-GAME REGULAR-SEASON STATISTICS (STEELERS)

DATE	OPPONENT	P/S	TACKLES								INTERCEPTIONS					O. FUMB			ST			MISC		W/L	SCORE		
			TK	S	A	SK	YDS	TFL	YDS	QBH	NO	YDS	LG	TD	PD	FF	FR	TD	YDS	TK	S	A	FF			FR	S
09/12	at Bills	S	5	5	0	0.0	0.0	2	9	0	0	0	0	0	2	0	0	0	0	0	0	0	0	0	0	W	23-16
09/19	Raiders	S	3	2	1	0.0	0.0	0	0	0	0	0	0	0	0	0	0	0	0	0	0	0	0	0	L	17-26	
09/26	Bengals	S	2	2	0	0.0	0.0	0	0	0	0	0	0	0	0	0	0	0	0	0	0	0	0	0	L	10-24	
10/03	at Packers	S	1	1	0	0.0	0.0	0	0	0	0	0	0	1	0	0	0	0	0	0	0	0	0	0	W	17-27	
10/10	Broncos									ON INACTIVE LIST																W	27-19
10/17	Seahawks	S	3	2	1	0.0	0.0	0	0	0	0	0	0	0	0	0	0	0	0	0	0	0	0	0	W	23-20+	
10/31	at Browns	S	3	3	0	0.0	0.0	1	2	0	0	0	0	0	0	0	0	0	0	0	0	0	0	0	W	15-10	
11/08	Bears	S	3	3	0	0.0	0.0	0	0	0	0	0	0	0	0	0	0	0	0	0	0	0	0	0	W	29-27	
11/14	Lions	S	0	0	0	0.0	0.0	0	0	0	0	0	0	0	0	0	0	0	0	0	0	0	0	0	T	16-16	
2021 TOTALS		8-8	20	18	2	0.0	0.0	3	11	0	0	0	0	3	0	0	0	0	0	0	0	0	0	0	0	5-3-1	
+ - Overtime																											

2020 GAME-BY-GAME POSTSEASON STATISTICS (STEELERS)

			TACKLES							INTERCEPTIONS				O. FUMB			ST			MISC									
DATE	OPPONENT	P/S	TK	S	A	SK	YDS	TFL	YDS	QBH	NO	YDS	LG	TD	PD	FF	FR	TD	YDS	TK	S	A	FF	FR	S	A	W/L	SCORE	
01/10	Browns	S	2	2	0	0	0.0	0	0	0	0	0	0	0	1	0	0	0	0	0	0	0	0	0	0	0	L	37-48	
2020 TOTALS			1-1	2	2	0	0	0.0	0	0	0	0	0	0	1	0	0	0	0	0	0	0	0	0	0	0	0	0-1	

2017 GAME-BY-GAME POSTSEASON STATISTICS (STEELERS)

			TACKLES								INTERCEPTIONS								O. FUMB				ST				MISC					
DATE	OPPONENT	P/S	TK	S	A	SK	YDS	TFL	YDS	QBH	NO	YDS	LG	TD	PD	FF	FR	TD	YDS	TK	S	A	FF	FR	S	A	W/L	SCORE				
01/14	Jaguars	P	0	0	0	0.0	0.0	0	0	0	0	0	0	0	0	0	0	0	0	0	0	0	0	0	0	0	L	42-45				
2017 TOTALS		1-0	0	0	0	0.0	0.0	0	0	0	0	0	0	0	0	0	0	0	0	0	0	0	0	0	0	0	0-1					



TRAI TURNER

GUARD

HEIGHT: 6-3 BIRTHPLACE: New Orleans, LA
 WEIGHT: 315 HOW ACQUIRED: FA '21
 COLLEGE: Louisiana State NFL EXPERIENCE: 8th year
 BORN: Jun. 14, 1993 (28)



TRAI TURNER'S NFL REGULAR SEASON STATISTICS

DATE	TEAM	GP	GS
2014	Panthers	13	9
2015	Panthers	16	16
2016	Panthers	16	16
2017	Panthers	13	13
2018	Panthers	13	13
2019	Panthers	13	13
2020	Chargers	9	9
2021	Steelers	9	9
NFL TOTALS		102	98

TRAI TURNER'S NFL POSTSEASON STATISTICS

DATE	TEAM	GP	GS
2014	Panthers	2	2
2015	Panthers	3	3
2017	Panthers	1	1
NFL TOTALS		6	6

2021 GAME-BY-GAME REGULAR-SEASON STATISTICS (STEELERS)

DATE	OPPONENT	P/S	W/L/T	SCORE
09/12	at Bills	S	W	23-16
09/19	Raiders	S	L	17-26
09/26	Bengals	S	L	10-24
10/03	at Packers	S	L	17-27
10/10	Broncos	S	W	27-19
10/17	Seahawks	S	W	23-20+
10/31	at Browns	S	W	15-10
11/08	Bears	S	W	29-27
11/14	Lions	S	T	16-16
2021 TOTALS		9-9	5-3-1	

+ - Overtime

2017 GAME-BY-GAME POSTSEASON STATISTICS (PANTHERS)


DATE	OPPONENT	P/S	W/L	SCORE
01/07	at Saints	S	L	26-31
2017 TOTALS		1-1	0-1	

2015 GAME-BY-GAME POSTSEASON STATISTICS (PANTHERS)

DATE	OPPONENT	P/S	W/L	SCORE
01/17	Seahawks	S	W	31-24
01/24	Cardinals	S	W	49-15
02/07	at Broncos	S	L	10-24
2015 TOTALS		3-3	2-1	

2014 GAME-BY-GAME POSTSEASON STATISTICS (PANTHERS)

DATE	OPPONENT	P/S	W/L	SCORE
01/03	Cardinals	S	W	27-16
01/10	at Seahawks	S	L	17-31
2014 TOTALS		2-2	1-1	



48

DERREK TUSZKA

(TUSZ-kuh)

OUTSIDE LINEBACKER

HEIGHT: 6-5

WEIGHT: 246

COLLEGE: North Dakota State

BORN: Jul. 11, 1996 (25)

BIRTHPLACE: Warner, S.D.

HOW ACQUIRED: D7b '20

NFL EXPERIENCE: 2nd year

DERREK TUSZKA'S NFL REGULAR SEASON DEFENSIVE STATISTICS

TACKLES											INTERCEPTIONS				O. FUMB				ST				MISC				
DATE	TEAM	GP	GS	TK	S	A	TFL	YDS	SK	YDS	QBH	NO	YDS	LG	TD	PD	FF	FR	TD	YDS	TK	S	A	FF	FR	S	A
2020	Broncos	9	0	2	1	1	1	15	0.0	0.0	0	0	0	0	0	0	0	0	0	0	4	3	1	0	0	0	0
2021	Steelers	7	0	3	2	1	0	0	0.0	0.0	0	0	0	0	0	0	0	0	0	0	1	1	0	0	0	0	0
NFL TOTALS		16	0	5	3	2	1	15	0.0	0.0	0	0	0	0	0	0	0	0	0	0	5	4	1	0	0	0	0

SINGLE-GAME HIGHS: DEFENSIVE

Total Tackles	2 vs. Cincinnati Bengals, Sep 26, 2021	Special Teams Tackles	1 vs. Buffalo Bills, Dec 19, 2020
	1 vs. Las Vegas Raiders, Jan 03, 2021		1 at Carolina Panthers, Dec 13, 2020
Tackles For Loss	1 at New England Patriots, Oct 18, 2020		...2 more at 1.

2021 GAME-BY-GAME REGULAR-SEASON STATISTICS (STEELERS)

DATE	OPPONENT	P/S	TACKLES							INTERCEPTIONS					O. FUMB			ST			MISC			W/L	SCORE			
			TK	S	A	SK	YDS	TFL	YDS	QBH	NO	YDS	LG	TD	PD	FF	FR	TD	YDS	TK	S	A	FF			FR	S	A
09/12	at Bills										PRACTICE SQUAD															W	23-16	
09/19	Raiders										PRACTICE SQUAD															L	17-26	
09/26	Bengals										PRACTICE SQUAD															L	10-24	
10/03	at Packers	P	0	0	0	0.0	0.0	0	0	0	0	0	0	0	0	0	0	0	0	0	0	0	0	0	0	L	17-27	
10/10	Broncos	P	0	0	0	0.0	0.0	0	0	0	0	0	0	0	0	0	0	0	0	1	1	0	0	0	0	W	27-19	
10/17	Seahawks	P	0	0	0	0.0	0.0	0	0	0	0	0	0	0	0	0	0	0	0	0	0	0	0	0	0	W	23-20+	
10/31	at Browns	P	1	1	0	0.0	0.0	0	0	0	0	0	0	0	0	0	0	0	0	0	0	0	0	0	0	W	15-10	
11/08	Bears	P	0	0	0	0.0	0.0	0	0	0	0	0	0	0	0	0	0	0	0	0	0	0	0	0	0	W	29-27	
11/14	Lions	P	0	0	0	0.0	0.0	0	0	0	0	0	0	0	0	0	0	0	0	0	0	0	0	0	0	T	16-16	
2021 TOTALS		6-0	1	1	0	0.0	0.0	0	0	0	0	0	0	0	0	0	0	0	0	1	1	0	0	0	0	0	5-3-1	
+ - Overtime																												



JAMES WASHINGTON

WIDE RECEIVER

HEIGHT: 5-11 BIRTHPLACE: Stamford, TX
WEIGHT: 213 HOW ACQUIRED: D2 '18
COLLEGE: Oklahoma State NFL EXPERIENCE: 4th year
BORN: Apr. 2, 1996 (25)

JAMES WASHINGTON'S NFL REGULAR SEASON RUSHING/RECEIVING STATISTICS

DATE	TEAM	GP	GS	RECEIVING					RUSHING				
				NO.	YDS.	AVG.	LG	TD	NO.	YDS.	AVG.	LG	TD
2018	Steelers	14	6	16	217	13.6	47	1	0	0	0.0	0	0
2019	Steelers	15	10	44	735	16.7	79T	3	0	0	0.0	0	0
2020	Steelers	16	7	30	392	13.1	50t	5	0	0	0.0	0	0
2021	Steelers	8	2	14	169	12.1	42	1	2	13	6.5	12	0
NFL TOTALS		53	25	104	1,513	14.5	79T	10	2	13	6.5	12	0

JAMES WASHINGTON'S NFL POSTSEASON RUSHING/RECEIVING STATISTICS

DATE	TEAM	GP	GS	RECEIVING					RUSHING				
				NO.	YDS.	AVG.	LG	TD	NO.	YDS.	AVG.	LG	TD
2020	Steelers	1	0	5	72	14.4	27	0	0	0	0.0	0	0
NFL TOTALS		1	0	5	72	14.4	27	0	0	0	0.0	0	0

JAMES WASHINGTON'S NFL REGULAR SEASON RETURN STATISTICS

KICKOFF RETURNS						PUNT RETURNS						
DATE	TEAM	RET.	YDS.	AVG.	LG	TD	NO.	FC	YDS.	AVG.	LG	TD
2018	Steelers	0	0	0.0	0	0	0	0	0	0.0	0	0
2019	Steelers	0	0	0.0	0	0	0	0	0	0.0	0	0
2020	Steelers	0	0	0.0	0	0	0	0	0	0.0	0	0
2021	Steelers	0	0	0.0	0	0	0	0	0	0.0	0	0
NFL TOTALS		0	0	0.0	0	0	0	0	0	0.0	0	0

JAMES WASHINGTON'S NFL POSTSEASON RETURN STATISTICS

KICKOFF RETURNS						PUNT RETURNS						
DATE	TEAM	RET.	YDS.	AVG.	LG	TD	NO.	FC	YDS.	AVG.	LG	TD
2020	Steelers	0	0	0.0	0	0	0	0	0	0.0	0	0
NFL TOTALS		0	0	0.0	0	0	0	0	0	0.0	0	0

SINGLE-GAME HIGHS: RUSHING/RECEIVING

Rush Attempts 2 vs. Chicago Bears, Nov 08, 2021
Rushing Yards 13 vs. Chicago Bears, Nov 08, 2021
Longest Runs 12 vs. Chicago Bears, Nov 08, 2021
 1 vs. Chicago Bears, Nov 08, 2021
Receptions 6 vs. Los Angeles Rams, Nov 10, 2019
 5 vs. Houston Texans, Sep 27, 2020
 ...2 more at 5.
Receiving Yards 111 vs. Cleveland Browns, Dec 01, 2019
 98 at Cincinnati Bengals, Nov 24, 2019
Longest Receptions 79t at Cincinnati Bengals, Nov 24, 2019
 50t vs. Washington Football Team, Dec 07, 2020

Receiving TDs 1 vs. Detroit Lions, Nov 14, 2021
 1 at Buffalo Bills, Dec 13, 2020
 ...8 more at 1.
All-Purpose Yards 111 vs. Cleveland Browns, Dec 01, 2019
 98 at Cincinnati Bengals, Nov 24, 2019
Special Teams Tackles 1 at Baltimore Ravens, Nov 04, 2018
Miscellaneous Tackles 1 at Buffalo Bills, Dec 13, 2020
 1 vs. Buffalo Bills, Dec 15, 2019
 ...1 more at 1.
Most TDs 1 vs. Detroit Lions, Nov 14, 2021
 1 at Buffalo Bills, Dec 13, 2020
 ...8 more at 1.
Receiving Average 32.7 at Cincinnati Bengals, Nov 24, 2019
 27.8 vs. Cleveland Browns, Dec 01, 2019

SINGLE-GAME HIGHS - POSTSEASON: RECEIVING

Receptions 5 vs. Cleveland Browns, Jan 10, 2021
Receiving Yards 72 vs. Cleveland Browns, Jan 10, 2021

Longest Receptions 27 vs. Cleveland Browns, Jan 10, 2021
 17 vs. Cleveland Browns, Jan 10, 2021
 14 vs. Cleveland Browns, Jan 10, 2021
 10 vs. Cleveland Browns, Jan 10, 2021
 4 vs. Cleveland Browns, Jan 10, 2021
All-Purpose Yards 72 vs. Cleveland Browns, Jan 10, 2021

100-YARD RECEIVING GAMES (1): REGULAR SEASON

DATE	TEAM	NO.	YDS.	AVG.	LG	TD
12/01/19	BROWNS	4	111	27.8	44	1


2021 GAME-BY-GAME REGULAR-SEASON STATISTICS (STEELERS)

DATE	OPPONENT	P/S	RECEIVING					RUSHING					W/L/T	SCORE
			NO.	YDS.	AVG.	LG	TD	NO.	YDS.	AVG.	LG	TD		
09/12	at Bills	P	2	10	5.0	9	0	0	0	0.0	0	0	W	23-16
09/19	Raiders	P	0	0	0.0	0	0	0	0	0.0	0	0	L	17-26
09/26	Bengals	S	3	20	6.7	8	0	0	0	0.0	0	0	L	10-24
10/03	at Packers	P	4	69	17.3	30	0	0	0	0.0	0	0	L	17-27
10/10	Broncos							ON INACTIVE LIST					W	27-19
10/17	Seahawks	P	1	9	9.0	9	0	0	0	0.0	0	0	W	23-20+
10/31	at Browns	P	1	4	4.0	4	0	0	0	0.0	0	0	W	15-10
11/08	Bears	P	1	42	42.0	42	0	2	13	6.5	12	0	W	29-27
11/14	Lions	S	2	15	7.5	9t	1	0	0	0.0	0	0	T	16-16
2021 TOTALS		8-2	14	169	12.1	42	1	2	13	6.5	12	0	5-3-1	

+ - Overtime

2020 GAME-BY-GAME POSTSEASON STATISTICS (STEELERS)

DATE	OPPONENT	P/S	RECEIVING					RUSHING					W/L	SCORE
			NO.	YDS.	AVG.	LG	TD	NO.	YDS.	AVG.	LG	TD		
01/10	Browns	P	5	72	14.4	27	0	0	0	0.0	0	0	L	37-48
2020 TOTALS		1-0	5	72	14.4	27	0	0	0	0.0	0	0	0-1	



44

DEREK WATT

FULLBACK

HEIGHT: 6-2
WEIGHT: 234
COLLEGE: Wisconsin
BORN: Nov. 7, 1992 (29)

BIRTHPLACE: Pewaukee, WI
HOW ACQUIRED: UFA '20
NFL EXPERIENCE: 6th year

DEREK WATT'S NFL REGULAR SEASON RUSHING/RECEIVING STATISTICS

DATE	TEAM	GP	GS	RUSHING					RECEIVING				
				NO.	YDS.	AVG.	LG	TD	NO.	YDS.	AVG.	LG	TD
2016	Chargers	16	2	2	4	2.0	2	0	4	83	20.8	53	0
2017	Chargers	16	4	6	24	4.0	17	0	2	35	17.5	23	0
2018	Chargers	16	5	4	11	2.8	8	0	1	2	2.0	2	0
2019	Chargers	16	2	7	10	1.4	3	1	3	32	10.7	21	0
2020	Steelers	12	0	0	0	0.0	0	0	0	0	0.0	0	0
2021	Steelers	9	2	0	0	0.0	0	0	3	15	5.0	9	0
NFL TOTALS		85	15	19	49	2.6	17	1	13	167	12.8	53	0

DEREK WATT'S NFL POSTSEASON RUSHING/RECEIVING STATISTICS

DATE	TEAM	GP	GS	RUSHING					RECEIVING				
				NO.	YDS.	AVG.	LG	TD	NO.	YDS.	AVG.	LG	TD
2018	Chargers	2	0	0	0	0.0	0	0	1	1	1.0	1	0
2020	Steelers	1	0	2	2	1.0	2	0	0	0	0.0	0	0
NFL TOTALS		3	0	2	2	1.0	2	0	1	1	1.0	1	0

DEREK WATT'S NFL REGULAR SEASON RETURN STATISTICS

DATE	TEAM	RET.	KICKOFF RETURNS				PUNT RETURNS					
			YDS.	AVG.	LG	TD	NO.	FC	YDS.	AVG.	LG	TD
2016	Chargers	0	0	0.0	0	0	0	0	0	0.0	0	0
2017	Chargers	0	0	0.0	0	0	0	0	0	0.0	0	0
2018	Chargers	0	0	0.0	0	0	0	0	0	0.0	0	0
2019	Chargers	0	0	0.0	0	0	0	0	0	0.0	0	0
2020	Steelers	0	0	0.0	0	0	0	0	0	0.0	0	0
2021	Steelers	0	0	0.0	0	0	0	0	0	0.0	0	0
NFL TOTALS		0	0	0.0	0	0	0	0	0	0.0	0	0

DEREK WATT'S NFL POSTSEASON RETURN STATISTICS

DATE	TEAM	RET.	KICKOFF RETURNS				PUNT RETURNS					
			YDS.	AVG.	LG	TD	NO.	FC	YDS.	AVG.	LG	TD
2018	Chargers	0	0	0.0	0	0	0	0	0	0.0	0	0
2020	Steelers	0	0	0.0	0	0	0	0	0	0.0	0	0
NFL TOTALS		0	0	0.0	0	0	0	0	0	0.0	0	0

SINGLE-GAME HIGHS: RUSHING/RECEIVING

Rush Attempts	2 at Jacksonville Jaguars, Dec 08, 2019 2 vs. Indianapolis Colts, Sep 08, 2019 ...2 more at 2.	Longest Receptions	53 at Denver Broncos, Oct 30, 2016 23 at New York Jets, Dec 24, 2017
Rushing Yards	17 vs. Buffalo Bills, Nov 19, 2017 8 at Denver Broncos, Dec 30, 2018	All-Purpose Yards	53 at Denver Broncos, Oct 30, 2016 26 at New York Jets, Dec 24, 2017
Longest Runs	17 vs. Buffalo Bills, Nov 19, 2017 8 at Denver Broncos, Dec 30, 2018	Special Teams Tackles	5 at Oakland Raiders, Nov 07, 2019 2 vs. Seattle Seahawks, Oct 17, 2021 ...4 more at 2.
Rushing TDs	1 at Jacksonville Jaguars, Dec 08, 2019	Miscellaneous Tackles	1 at Oakland Raiders, Oct 09, 2016
Receptions	1 vs. Denver Broncos, Oct 06, 2019 1 at Miami Dolphins, Sep 29, 2019 ...8 more at 1.	Most TDs	1 at Jacksonville Jaguars, Dec 08, 2019
Receiving Yards	53 at Denver Broncos, Oct 30, 2016 23 at New York Jets, Dec 24, 2017		

SINGLE-GAME HIGHS - POSTSEASON: RUSHING/RECEIVING

Rush Attempts	2 vs. Cleveland Browns, Jan 10, 2021	Receiving Yards	1 at Baltimore Ravens, Jan 06, 2019
Rushing Yards	2 vs. Cleveland Browns, Jan 10, 2021	Longest Receptions	1 at Baltimore Ravens, Jan 06, 2019
Longest Runs	2 vs. Cleveland Browns, Jan 10, 2021	All-Purpose Yards	2 vs. Cleveland Browns, Jan 10, 2021
Receptions	1 at Baltimore Ravens, Jan 06, 2019		1 at Baltimore Ravens, Jan 06, 2019
		Special Teams Tackles	1 vs. Cleveland Browns, Jan 10, 2021

2021 PITTSBURGH STEELERS

117

UPDATED PLAYER BIOS

2021 GAME-BY-GAME REGULAR-SEASON STATISTICS (STEELERS)

DATE	OPPONENT	P/S	RUSHING					RECEIVING					W/L/T	SCORE
			NO.	YDS.	AVG.	LG	TD	NO.	YDS.	AVG.	LG	TD		
09/12	at Bills	P	0	0	0.0	0	0	0	0	0.0	0	0	W	23-16
09/19	Raiders	P	0	0	0.0	0	0	0	0	0.0	0	0	L	17-26
09/26	Bengals	P	0	0	0.0	0	0	1	3	3.0	3	0	L	10-24
10/03	at Packers	P	0	0	0.0	0	0	0	0	0.0	0	0	L	17-27
10/10	Broncos	P	0	0	0.0	0	0	0	0	0.0	0	0	W	27-19
10/17	Seahawks	S	0	0	0.0	0	0	0	0	0.0	0	0	W	23-20+
10/31	at Browns	P	0	0	0.0	0	0	0	0	0.0	0	0	W	15-10
11/08	Bears	S	0	0	0.0	0	0	1	3	3.0	3	0	W	29-27
11/14	Lions	P	0	0	0.0	0	0	1	9	9.0	9	0	T	16-16
2021 TOTALS		9-2	0	0	0.0	0	0	3	15	5.0	9	0	5-3-1	
+ - Overtime														

2020 GAME-BY-GAME POSTSEASON STATISTICS (STEELERS)

DATE	OPPONENT	P/S	RUSHING					RECEIVING					W/L	SCORE
			NO.	YDS.	AVG.	LG	TD	NO.	YDS.	AVG.	LG	TD		
01/10	Browns	P	2	2	1.0	2	0	0	0	0.0	0	0	L	37-48
2020 TOTALS		1-0	2	2	1.0	2	0	0	0	0.0	0	0	0-1	

2018 GAME-BY-GAME POSTSEASON STATISTICS (CHARGERS)

DATE	OPPONENT	P/S	RUSHING					RECEIVING					W/L	SCORE
			NO.	YDS.	AVG.	LG	TD	NO.	YDS.	AVG.	LG	TD		
01/06	at Ravens	P	0	0	0.0	0	0	1	1	1.0	1	0	W	23-17
01/13	at Patriots	P	0	0	0.0	0	0	0	0	0.0	0	0	L	28-41
2018 TOTALS		2-0	0	0	0.0	0	0	1	1	1.0	1	0	1-1	



T.J. WATT

LINEBACKER

HEIGHT: 6-4 BIRTHPLACE Pewaukee, WI
 WEIGHT: 252 HOW ACQUIRED: D1 '17
 COLLEGE: Wisconsin NFL EXPERIENCE: 5th year
 BORN: Oct. 11, 1994 (27)



REGULAR SEASON COMPARISON: DEFENSIVE - LOS ANGELES CHARGERS

DATE	OPP	W/L	GP/GS	TOT	TACKLES SOLO	ASST	SACK	YDS.	INT	TFL	PD	QBH	TD	MISC FF	FR
12/2/18	PIT vs. LAC	L	S		1	1	0	0.0	0.0	0	0	0	1	0	0
10/13/19	PIT @ LAC	W	S		3	0	3	0.5	2.0	0	0	1	4	0	0
TOTALS		1/1	2/2		4	1	3	0.5	2.0	0	0	1	5	0	0

T.J. WATT'S NFL REGULAR SEASON DEFENSIVE STATISTICS

DATE	TEAM	GP	GS	TK	S	TACKLES						INTERCEPTIONS						O. FUMB				ST				MISC	
						A	TFL	YDS	SK	YDS	QBH	NO	YDS	LG	TD	PD	FF	FR	TD	YDS	TK	S	A	FF	FR	S	A
2017	Steelers	15	15	52	39	13	10	42	7.0	36.0	13	1	17	17	0	7	1	0	0	0	2	1	1	0	0	0	0
2018	Steelers	16	16	68	50	18	12	63	13.0	87.0	21	0	0	0	0	3	6	0	0	0	0	0	0	0	0	0	
2019	Steelers	16	16	55	35	20	14	56	14.5	104.0	36	2	7	7	0	8	8	4	0	0	0	0	0	0	0	0	
2020	Steelers	15	15	53	43	10	23	119	15.0	112.5	41	1	1	0	0	7	2	0	0	0	0	0	0	0	0	0	
2021	Steelers	8	8	39	29	10	13	54	12.5	56.5	20	0	0	0	0	4	3	2	0	0	0	0	0	0	0	0	
NFL TOTALS		70	70	267	196	71	72	334	62.0	396.0	131	4	24	17	0	29	20	6	0	0	2	1	1	0	0	0	0

T.J. WATT'S NFL REGULAR SEASON DEFENSIVE STATISTICS

		TACKLES										INTERCEPTIONS						O. FUMB.				ST				MISC	
DATE	TEAM	GP	GS	TK	S	A	TFL	YDS	SK	YDS	QBH	NO	YDS	LG	TD	PD	FF	FR	TD	YDS	TK	S	A	FF	FR	S	A
2017	Steelers	1	1	2	1	1	0	0	0.0	0.0	2	0	0	0	0	1	0	0	0	0	0	0	0	0	0	0	0
2020	Steelers	1	1	3	2	1	1	1	0.0	0.0	0	0	0	0	0	1	0	0	0	0	0	0	0	0	0	0	0
NFL TOTALS		2	2	5	3	2	1	1	0.0	0.0	2	0	0	0	0	2	0	0	0	0	0	0	0	0	0	0	0

SINGLE-GAME HIGHS: DEFENSIVE

Total Tackles	10 at Cleveland Browns, Sep 09, 2018 8 vs. Atlanta Falcons, Oct 07, 2018 ...1 more at 8.	Tackles For Loss	4 at Cleveland Browns, Sep 09, 2018 3 vs. Chicago Bears, Nov 08, 2021 ...7 more at 3.
Sacks	3.0 vs. Chicago Bears, Nov 08, 2021 3.0 vs. Atlanta Falcons, Oct 07, 2018 ...1 more at 3.0.	Interceptions	1 at New York Giants, Sep 14, 2020 1 at Arizona Cardinals, Dec 08, 2019 ...2 more at 1.
Passes Defensed	3 vs. Seattle Seahawks, Oct 17, 2021 3 at Dallas Cowboys, Nov 08, 2020	Interception Return Yards	17 at Cleveland Browns, Sep 10, 2017 7 at San Francisco 49ers, Sep 22, 2019
Forced Fumbles	2 vs. Miami Dolphins, Oct 28, 2019 2 vs. Cincinnati Bengals, Dec 30, 2018 ...1 more at 2.	Special Teams Tackles	1 vs. Tennessee Titans, Nov 16, 2017 1 at Cleveland Browns, Sep 10, 2017
Fumble Recoveries	1 at Cleveland Browns, Oct 31, 2021 1 at Green Bay Packers, Oct 03, 2021 ...4 more at 1.		

SINGLE-GAME HIGHS - POSTSEASON: DEFENSIVE

Total Tackles	3 vs. Cleveland Browns, Jan 10, 2021 2 vs. Jacksonville Jaguars, Jan 14, 2018	Tackles For Loss	1 vs. Cleveland Browns, Jan 10, 2021
Passes Defensed	1 vs. Cleveland Browns, Jan 10, 2021 1 vs. Jacksonville Jaguars, Jan 14, 2018		

2021 GAME-BY-GAME REGULAR-SEASON STATISTICS (STEELERS)

DATE	OPPONENT	P/S	TACKLES								INTERCEPTIONS				O. FUMB				ST				MISC				
			TK	S	A	SK	YDS	TFL	YDS	QBH	NO	YDS	LG	TD	PD	FF	FR	TD	YDS	TK	S	A	FF	FR	S	A	W/L
09/12	at Bills	S	3	3	0	2.0	10.0	1	5	5	0	0	0	0	0	1	0	0	0	0	0	0	0	0	0	W	23-16
09/19	Raiders	S	4	3	1	1.0	1.0	0	0	1	0	0	0	0	0	1	0	0	0	0	0	0	0	0	0	L	17-26
09/26	Bengals										ON INACTIVE LIST															L	10-24
10/03	at Packers	S	4	3	1	2.0	6.0	2	6	2	0	0	0	0	0	0	1	0	0	0	0	0	0	0	0	L	17-27
10/10	Broncos	S	3	3	0	0.0	0.0	1	4	2	0	0	0	0	0	0	0	0	0	0	0	0	0	0	0	W	27-19
10/17	Seahawks	S	7	6	1	2.0	13.0	3	14	2	0	0	0	0	3	1	0	0	0	0	0	0	0	0	0	W	23-20+
10/31	at Browns	S	6	4	2	1.5	7.5	1	5	3	0	0	0	0	0	0	1	0	0	0	0	0	0	0	0	W	15-10
11/08	Bears	S	7	4	3	3.0	13.0	3	13	3	0	0	0	0	1	0	0	0	0	0	0	0	0	0	0	W	29-27
11/14	Lions	S	5	3	2	1.0	6.0	2	7	2	0	0	0	0	0	0	0	0	0	0	0	0	0	0	0	T	16-16
2021 TOTALS		8-8	39	29	10	12.5	56.5	13	54	20	0	0	0	0	4	3	2	0	0	0	0	0	0	0	0	5-3-1	
+- Overtime																											

+ Overtime

2020 GAME-BY-GAME POSTSEASON STATISTICS (STEELERS)

			TACKLES								INTERCEPTIONS					O. FUMB				ST				MISC					
DATE	OPPONENT	P/S	TK	S	A	SK	YDS	TFL	YDS	QBH	NO	YDS	LG	TD	PD	FF	FR	TD	YDS	TK	S	A	FF	FR	S	A	W/L	SCORE	
01/10	Browns	S	3	2	1	0.0	0.0	1	1	0	0	0	0	0	1	0	0	0	0	0	0	0	0	0	0	0	L	37-48	
2020 TOTALS			1-1	3	2	1	0.0	0.0	1	1	0	0	0	0	1	0	0	0	0	0	0	0	0	0	0	0	0	0-1	

2017 GAME-BY-GAME POSTSEASON STATISTICS (STEELERS)

			TACKLES								INTERCEPTIONS					O. FUMB				ST				MISC				
DATE	OPPONENT	P/S	TK	S	A	SK	YDS	TFL	YDS	QBH	NO	YDS	LG	TD	PD	FF	FR	TD	YDS	TK	S	A	FF	FR	S	A	W/L	SCORE
01/14	Jaguars	S	2	1	1	0.0	0.0	0	0	2	0	0	0	0	1	0	0	0	0	0	0	0	0	0	0	0	L	42-45
2017 TOTALS			1-1	2	1	1	0.0	0.0	0	0	2	0	0	0	0	1	0	0	0	0	0	0	0	0	0	0	0-1	



15

CODY WHITE

WIDE RECEIVER

HEIGHT: 6-3 BIRTHPLACE Novi, MI
WEIGHT: 215 HOW ACQUIRED: FA '20
COLLEGE: Michigan State NFL EXPERIENCE: 1st year
BORN: Nov. 28, 1998 (22)

CODY WHITE'S NFL REGULAR SEASON RUSHING/RECEIVING STATISTICS

DATE	TEAM	GP	GS	RECEIVING					RUSHING				
				NO.	YDS.	AVG.	LG	TD	NO.	YDS.	AVG.	LG	TD
2021	Steelers	7	0	2	17	8.5	11	0	0	0	0.0	0	0
NFL TOTALS		7	0	2	17	8.5	11	0	0	0	0.0	0	0

CODY WHITE'S NFL POSTSEASON RUSHING/RECEIVING STATISTICS

DATE	TEAM	GP	GS	RECEIVING					RUSHING				
				NO.	YDS.	AVG.	LG	TD	NO.	YDS.	AVG.	LG	TD
2020	Steelers	0	0	0	0	0.0	0	0	0	0	0.0	0	0
NFL TOTALS		0	0	0	0	0.0	0	0	0	0	0.0	0	0

CODY WHITE'S NFL REGULAR SEASON RETURN STATISTICS

DATE	TEAM	RET.	KICKOFF RETURNS					PUNT RETURNS				
			YDS.	AVG.	LG	TD	NO.	FC	YDS.	AVG.	LG	TD
2021	Steelers	0	0	0.0	0	0	0	0	0	0.0	0	0
NFL TOTALS		0	0	0.0	0	0	0	0	0	0.0	0	0

CODY WHITE'S NFL POSTSEASON RETURN STATISTICS

DATE	TEAM	RET.	KICKOFF RETURNS					PUNT RETURNS				
			YDS.	AVG.	LG	TD	NO.	FC	YDS.	AVG.	LG	TD
2020	Steelers	0	0	0.0	0	0	0	0	0	0.0	0	0
NFL TOTALS		0	0	0.0	0	0	0	0	0	0.0	0	0

SINGLE-GAME HIGHS: RECEIVING

- Receptions2 vs. Cincinnati Bengals, Sep 26, 2021
- Receiving Yards17 vs. Cincinnati Bengals, Sep 26, 2021
- Longest Receptions11 vs. Cincinnati Bengals, Sep 26, 2021
6 vs. Cincinnati Bengals, Sep 26, 2021
- All-Purpose Yards17 vs. Cincinnati Bengals, Sep 26, 2021
- Special Teams Tackles2 vs. Chicago Bears, Nov 08, 2021

2021 GAME-BY-GAME REGULAR-SEASON STATISTICS (STEELERS)

DATE	OPPONENT	P/S	RECEIVING					RUSHING					W/L/T	SCORE
			NO.	YDS.	AVG.	LG	TD	NO.	YDS.	AVG.	LG	TD		
09/12	at Bills							PRACTICE SQUAD					W	23-16
09/19	Raiders							PRACTICE SQUAD					L	17-26
09/26	Bengals	P	2	17	8.5	11	0	0	0	0.0	0	0	L	10-24
10/03	at Packers	P	0	0	0.0	0	0	0	0	0.0	0	0	L	17-27
10/10	Broncos	P	0	0	0.0	0	0	0	0	0.0	0	0	W	27-19
10/17	Seahawks	P	0	0	0.0	0	0	0	0	0.0	0	0	W	23-20+
10/31	at Browns	P	0	0	0.0	0	0	0	0	0.0	0	0	W	15-10
11/08	Bears	P	0	0	0.0	0	0	0	0	0.0	0	0	W	29-27
11/14	Lions	P	0	0	0.0	0	0	0	0	0.0	0	0	T	16-16
2021 TOTALS		7-0	2	17	8.5	11	0	0	0	0.0	0	0	5-3-1	

+ - Overtime

2020 GAME-BY-GAME POSTSEASON STATISTICS (STEELERS)

DATE	OPPONENT	P/S	RECEIVING					RUSHING					W/L	SCORE
			NO.	YDS.	AVG.	LG	TD	NO.	YDS.	AVG.	LG	TD		
01/10	Browns							DID NOT PLAY					L	37-48
2020 TOTALS		0-0	0	0	0.0	0	0	0	0	0.0	0	0	0-1	



AHKELLO WITHERSPOON CORNERBACK

HEIGHT: 6-2 BIRTHPLACE: Sacramento, CA
WEIGHT: 195 HOW ACQUIRED: TR '21 (SEA)
COLLEGE: Colorado NFL EXPERIENCE: 5th year
BORN: Mar. 21, 1995 (26)

REGULAR SEASON COMPARISON: DEFENSIVE - LOS ANGELES CHARGERS

DATE	OPP	W/L	GP/GS	TACKLES				ASST	SACK	YDS.	INT	TFL	PD	QBH	TD	MISC		
				TOT	SOLO	TFL	YDS									FF	FR	FR
9/30/18	SF @ LAC	L	S	4	4	0	0	0	0.0	0.0	0	0	0	0	0	0	0	0
TOTALS		0/1	1/1	4	4	0	0.0	0.0	0.0	0	0	0	0	0	0	0	0	0

AHKELLO WITHERSPOON'S NFL REGULAR SEASON DEFENSIVE STATISTICS

DATE	TEAM	GP	GS	TK	S	TACKLES				YDS	QBH	INTERCEPTIONS				O. FUMB				ST				MISC	
						A	TFL	SK	YDS			NO	YDS	LG	TD	PD	FF	FR	TD	YDS	TK	S	A	FF	FR
2017	49ers	12	9	32	28	4	0	0	0.0	0.0	0	2	42	23	0	7	1	0	0	0	0	0	0	0	
2018	49ers	14	12	37	30	7	0	0	0.0	0.0	0	0	0	0	4	0	0	0	0	0	0	1	0	0	
2019	49ers	10	8	28	24	4	1	2	0.0	0.0	0	1	25	25t	1	9	0	0	0	0	0	0	0	0	
2020	49ers	11	4	19	16	3	1	1	0.0	0.0	0	1	0	0	4	0	0	0	1	1	0	0	0	0	
2021	Steelers	1	0	0	0	0	0	0	0.0	0.0	0	0	0	0	0	0	0	0	0	0	0	0	0	0	
NFL TOTALS		48	33	116	98	18	2	3	0.0	0.0	0	4	67	25T	1	24	1	0	0	0	1	1	0	0	0

AHKELLO WITHERSPOON'S NFL POSTSEASON DEFENSIVE STATISTICS

				TACKLES							INTERCEPTIONS							O. FUMB				ST				MISC	
DATE	TEAM	GP	GS	TK	S	A	TFL	YDS	SK	YDS	QBH	NO	YDS	LG	TD	PD	FF	FR	TD	YDS	TK	S	A	FF	FR	S	A
2019	49ers	3	1	1	1	0	0	0	0.0	0.0	0	0	0	0	0	0	0	0	0	0	3	1	2	0	0	0	0
NFL TOTALS		3	1	1	1	0	0	0	0.0	0.0	0	0	0	0	0	0	0	0	0	0	3	1	2	0	0	0	0

SINGLE-GAME HIGHS: DEFENSIVE

Total Tackles	7 at Arizona Cardinals, Dec 26, 2020 5 at New York Jets, Sep 20, 2020 ...4 more at 5.	Interceptions	1 at Arizona Cardinals, Dec 26, 2020 1 at Tampa Bay Buccaneers, Sep 08, 2019 ...2 more at 1.
Passes Defensed	3 at Tampa Bay Buccaneers, Sep 08, 2019 2 at Dallas Cowboys, Dec 20, 2020 ...3 more at 2.	Interception Return Yards	25 at Tampa Bay Buccaneers, Sep 08, 2019 23 vs. Jacksonville Jaguars, Dec 24, 2017 1 at New England Patriots, Oct 25, 2020
Forced Fumbles	1 at Los Angeles Rams, Dec 31, 2017	Special Teams Tackles	1 at Minnesota Vikings, Sep 09, 2018
Tackles For Loss	1 at Arizona Cardinals, Dec 26, 2020 1 vs. Pittsburgh Steelers, Sep 22, 2019	Special Teams Fumble Recoveries	1 at Minnesota Vikings, Sep 09, 2018

SINGLE-GAME HIGHS - POSTSEASON: DEFENSIVE

Total Tackles	1 vs. Minnesota Vikings, Jan 11, 2020	Special Teams Tackles	2 vs. Green Bay Packers, Jan 19, 2020 1 at Kansas City Chiefs, Feb 02, 2020
---------------	---------------------------------------	-----------------------	--

2021 GAME-BY-GAME REGULAR-SEASON STATISTICS (STEELERS)

DATE	OPPONENT	P/S	TACKLES				YDS	QBH	INTERCEPTIONS				O. FUMB				ST				MISC		W/L	SCORE
			TK	S	A	SK			NO	YDS	LG	TD	PD	FF	FR	TD	YDS	TK	S	A	FF	FR	S	A
09/12	at Bills								ON INACTIVE LIST														W	23-16
09/19	Raiders	P	0	0	0	0.0	0.0	0	0	0	0	0	0	0	0	0	0	0	0	0	0	0	L	17-26
09/26	Bengals								ON INACTIVE LIST														L	10-24
10/03	at Packers								ON INACTIVE LIST														L	17-27
10/10	Broncos								ON INACTIVE LIST														W	27-19
10/17	Seahawks								ON INACTIVE LIST														W	23-20+
10/31	at Browns								ON INACTIVE LIST														W	15-10
11/08	Bears								ON INACTIVE LIST														W	29-27
11/14	Lions								ON INACTIVE LIST														T	16-16
2021 TOTALS		1-0	0	0	0	0.0	0.0	0	0	0	0	0	0	0	0	0	0	0	0	0	0	0	0	5-3-1

+ - Overtime

2019 GAME-BY-GAME POSTSEASON STATISTICS (49ERS)

DATE	OPPONENT	P/S	TACKLES						INTERCEPTIONS				O. FUMB			ST			MISC		W/L	SCORE				
			TK	S	A	SK	YDS	TFL	YDS	QBH	NO	YDS	LG	TD	PD	FF	FR	TD	YDS	TK			S	A	FF	FR
01/11	Vikings	S	1	1	0	0.0	0.0	0	0	0	0	0	0	0	0	0	0	0	0	0	0	0	0	0	W	27-10
01/19	Packers	P	0	0	0	0.0	0.0	0	0	0	0	0	0	0	0	0	0	0	2	1	1	0	0	0	W	37-20
02/02	at Chiefs	P	0	0	0	0.0	0.0	0	0	0	0	0	0	0	0	0	0	0	1	0	1	0	0	0	L	20-31
2019 TOTALS			3-1	1	1	0	0.0	0.0	0	0	0	0	0	0	0	0	0	0	3	1	2	0	0	0	2-1	



CHRIS WORMLEY

DEFENSIVE LINEMAN

HEIGHT: 6-5 BIRTHPLACE Toledo, OH
WEIGHT: 300 HOW ACQUIRED: TR '20 (BAL)
COLLEGE: Michigan NFL EXPERIENCE: 5th year
BORN: Oct. 25, 1993 (28)

POSTSEASON COMPARISON: DEFENSIVE - LOS ANGELES CHARGERS

DATE	OPP	W/L	GP/GS	TACKLES				SACK	YDS.	INT	TFL	PD	QBH	TD	MISC	
				TOT	SOLO	ASST									FF	FR
1/6/19	BLT vs. LAC	L	P		2	2	0	0.0	0.0	0	0	0	0	0	0	0
TOTALS		0/1	1/0	2	2	0		0.0	0.0	0	0	0	0	0	0	0

CHRIS WORMLEY'S NFL REGULAR SEASON DEFENSIVE STATISTICS

DATE	TEAM	GP	GS	TACKLES								INTERCEPTIONS				O. FUMB				ST				MISC		
				TK	S	A	TFL	NO	YDS	SK	YDS	QBH	NO	YDS	LG	TD	PD	FF	FR	TD	YDS	TK	S	A	FF	FR
2017	Ravens	7	2	5	5	0	0	0	0.0	0.0	1	0	0	0	0	0	0	0	0	0	0	0	0	0	0	0
2018	Ravens	16	6	16	13	3	2	7	1.0	6.0	2	0	0	0	5	0	0	0	0	0	0	0	0	0	0	0
2019	Ravens	16	7	33	17	16	2	9	1.5	7.0	6	0	0	0	2	0	0	0	0	0	0	0	0	0	0	0
2020	Steelers	13	1	8	3	5	1	9	1.0	9.0	3	0	0	0	0	0	0	0	0	0	0	0	0	0	0	0
2021	Steelers	9	8	24	13	11	1	5	1.5	12.5	2	0	0	0	2	1	0	0	0	0	0	0	0	0	0	0
NFL TOTALS		61	24	86	51	35	6	30	5.0	34.5	14	0	0	0	9	1	0	0	0	0	0	0	0	0	0	0

CHRIS WORMLEY'S NFL POSTSEASON DEFENSIVE STATISTICS

				TACKLES							INTERCEPTIONS					O. FUMB				ST				MISC			
DATE	TEAM	GP	GS	TK	S	A	TFL	YDS	SK	YDS	QBH	NO	YDS	LG	TD	PD	FF	FR	TD	YDS	TK	S	A	FF	FR	S	A
2018	Ravens	1	0	2	2	0	0	0.0	0.0	0.0	0	0	0	0	0	0	0	0	0	0	0	0	0	0	0	0	0
2019	Ravens	1	1	3	2	1	0	0	0.0	0.0	0	0	0	0	0	0	0	0	0	0	0	0	0	0	0	0	0
2020	Steelers	1	0	0	0	0	0	0	0.0	0.0	0	0	0	0	0	0	0	0	0	0	0	0	0	0	0	0	0
NFL TOTALS		3	1	5	4	1	0	0	0.0	0.0	0	0	0	0	0	0	0	0	0	0	0	0	0	0	0	0	0

SINGLE-GAME HIGHS: DEFENSIVE

Total Tackles	5 vs. Seattle Seahawks, Oct 17, 2021 4 at Cleveland Browns, Oct 31, 2021 ...6 more at 4.	Forced Fumbles	1 at Green Bay Packers, Oct 03, 2021 2 at Cincinnati Bengals, Nov 10, 2019 1 at Cleveland Browns, Oct 31, 2021 ...3 more at 1.
Sacks	1.0 at Cleveland Browns, Oct 31, 2021 1.0 at Cleveland Browns, Jan 03, 2021 ...2 more at 1.0.	Tackles For Loss	
Passes Defensed	2 vs. Buffalo Bills, Sep 09, 2018 1 vs. Seattle Seahawks, Oct 17, 2021 ...6 more at 1.		

SINGLE-GAME HIGHS - POSTSEASON: DEFENSIVE

Total Tackles	3 vs. Tennessee Titans, Jan 11, 2020 2 vs. Los Angeles Chargers, Jan 06, 2019
---------------	--

2021 GAME-BY-GAME REGULAR-SEASON STATISTICS (STEELERS)

DATE	OPPONENT	P/S	TACKLES							INTERCEPTIONS					O. FUMB			ST			MISC		SCORE				
			TK	S	A	SK	YDS	TFL	YDS	QBH	NO	YDS	LG	TD	PD	FF	FR	TD	YDS	TK	S	A		FF	FR	S	A
09/12	at Bills	P	1	0	1	0.0	0.0	0	0	0	0	0	0	0	0	0	0	0	0	0	0	0	0	0	0	W	23-16
09/19	Raiders	S	1	1	0	0.0	0.0	0	0	0	0	0	0	1	0	0	0	0	0	0	0	0	0	0	0	L	17-26
09/26	Bengals	S	4	2	2	0.0	0.0	0	0	0	0	0	0	0	0	0	0	0	0	0	0	0	0	0	0	L	10-24
10/03	at Packers	S	4	3	1	0.0	0.0	0	0	0	0	0	0	0	1	0	0	0	0	0	0	0	0	0	0	L	17-27
10/10	Broncos	S	1	1	0	0.0	0.0	0	0	0	0	0	0	0	0	0	0	0	0	0	0	0	0	0	0	W	27-19
10/17	Seahawks	S	5	2	3	0.5	7.5	0	0	1	0	0	0	0	1	0	0	0	0	0	0	0	0	0	0	W	23-20+
10/31	at Browns	S	4	2	2	1.0	5.0	1	5	1	0	0	0	0	0	0	0	0	0	0	0	0	0	0	0	W	15-10
11/08	Bears	S	1	0	1	0.0	0.0	0	0	0	0	0	0	0	0	0	0	0	0	0	0	0	0	0	0	W	29-27
11/14	Lions	S	3	2	1	0.0	0.0	0	0	0	0	0	0	0	0	0	0	0	0	0	0	0	0	0	0	T	16-16
2021 TOTALS		9-8	24	13	11	1.5	12.5	1	5	2	0	0	0	0	2	1	0	0	0	0	0	0	0	0	0	5-3-1	
+ Overtime																											

2020 GAME-BY-GAME POSTSEASON STATISTICS (STEELERS)

DATE	OPPONENT	P/S	TACKLES								INTERCEPTIONS				O. FUMB				ST				MISC		SCORE		
			TK	S	A	SK	YDS	TFL	YDS	QBH	NO	YDS	LG	TD	PD	FF	FR	TD	YDS	TK	S	A	FF	FR		S	A
01/10	Browns	P	0	0	0	0.0	0.0	0	0	0	0	0	0	0	0	0	0	0	0	0	0	0	0	0	0	L	37-48
2020 TOTALS			1-0	0	0	0.0	0.0	0	0	0	0	0	0	0	0	0	0	0	0	0	0	0	0	0	0	0-1	

2019 GAME-BY-GAME POSTSEASON STATISTICS (RAVENS)

			TACKLES								INTERCEPTIONS						O. FUMB				ST				MISC			
DATE	OPPONENT	P/S	TK	S	A	SK	YDS	TFL	YDS	QBH	NO	YDS	LG	TD	PD	FF	FR	TD	YDS	TK	S	A	FF	FR	S	A	W/L	SCORE
01/11	Titans	S	3	2	1	0.0	0.0	0	0	0	0	0	0	0	0	0	0	0	0	0	0	0	0	0	0	0	L	12-28
2019 TOTALS			1-1	3	2	1	0.0	0.0	0	0	0	0	0	0	0	0	0	0	0	0	0	0	0	0	0	0	0-1	

2018 GAME-BY-GAME POSTSEASON STATISTICS (RAVENS)

			TACKLES								INTERCEPTIONS							O. FUMB				ST				MISC			
DATE	OPPONENT	P/S	TK	S	A	SK	YDS	TFL	YDS	QBH	NO	YDS	LG	TD	PD	FF	FR	TD	YDS	TK	S	A	FF	FR	S	A	W/L	SCORE	
01/06	Chargers	P	2	2	0	0.0	0.0	0	0	0	0	0	0	0	0	0	0	0	0	0	0	0	0	0	0	0	L	17-23	
2018 TOTALS			1	2	2	0	0.0	0.0	0	0	0	0	0	0	0	0	0	0	0	0	0	0	0	0	0	0	0-1		

WON 5, LOST 3, TIED 1				MIKE TOMLIN (9 GAMES)		RUSHING		YDS	YDS	AVG	LONG	TD
09/12	W	23-16	at Buffalo	69,787	N. Harris	176	646	3.7	20			4
09/19	L	17-26	Las Vegas	68,707	C. Claypool	51	65	8.5	25			0
09/26	L	10-24	Cincinnati	53,076	D. Johnson	4	36	12.0	25			0
10/03	L	17-27	at Green Bay	78,281	M. Rudolph	4	36	9.0	26			0
10/10	W	27-19	Denver	59,841	B. Snell Jr.	11	31	2.8	9			0
10/17	W	23-20 (OT)	Seattle	60,821	L. Washington	2	18	6.5	12			0
10/24	W	15-10	at Cleveland	67,431	K. Ballage	7	12	1.7	11			0
11/08	W	29-27	Chicago	60,788	R. McCloud	1	10	10.0	10			0
11/14	T	16-16 (OT)	Detroit	58,716	J. Smith-Schuster	3	3.0	3.0	31			0
						1]	9	0.0	8			0

Passing	109	99	D. Johnson	TAR	NO.	YDS	AVG	LONG	TD
Penalty	19	11	D. Johnson	82	52	613	11.8	50†	3
Third Down-Made/Att	51/127	41/119	N. Harris	56	44	317	7.2	25†	2
Third Down Efficiency	40.2%	34.5%	C. Claypool	52	29	433	14.9	59	1
Fourth Down-Made/Att	4/11	7/13	P. Freeman	42	32	276	8.6	24	4
Fourth Down Efficiency	36.4%	53.8%	P. Freeman	28	15	120	8.6	24	4

NET YARDS RUSHING		852	1,107	Z. Gethry	9	0	00	10.0	24	0
Avg. Per Game	94.7	123.0	K. Ballage	1	2	2	2.0	2	0	0
Total Rushes	226	240	C. White	3	2	17	8.5	11	0	0
Avg. Per Rush	2.8	4.6	D. Watt	3	3	15	5.0	9	0	0

Gross Yards	2,226	2,199						
Attempts/Completions	350/226	297/190						
Pct. of Completion	64.6%	64.0%						
			* INTERCEPTIONS					
			NO.	YDS	AVG	LONG	TD	
			T. Edmunds	1	15	15.0	15	0

PUNT RETURN/AVG.	22/8.8	16/9.6	OPPONENTS	5	40	8.0	18	0
KICKOFF RETURN/AVG.	19/23.2	27/24.8	* FUMBLES	FUM	1ST	FF	REC	TD
INTERCEPTION RETURN/AVG.	25/8.8	24/8.9						

TOUCHDOWNS	18	19	F. Freeman	1	1	0	0	0
Rushing	6	6	R. McCloud	3	1	0	1	0
Passing	11	12	K. Green	1	0	0	0	0

TWO POINT CONVERSION/ATT.	0/2	0/1	OF 30/30	0	0
FIELD GOALS/ATTEMPTS	18/19	18/20	TEAM	11	6
AVG. TIME OF POSSESSION	30:47	29:13	OPPONENTS	12	5

OPPONENTS	19	53	57	56	0	185	TEAM	40	1,174	44.4	39.0	3	17	63	0			
SCORING	TD	RU	PA	RT	K-PAT	FG	2PT	S	PTS	OPPONENTS	46	2,141	46.5	38.9	6	17	65	1

D. Johnson	3	0	3	0	0/0	0/0	0	0	18	OPPONENTS	16	9	154	9.6	48	0
C. Claypool	1	0	1	0	0/0	0/0	0	0	6	* KICKOFF RETURNS	NO.	YDS	AVG	LONG	TD	
	0/0	0/0	0	0								

J. Washington	1	0	1	0	0/0	0/0	0	0	6	OPPONENTS	27	009	24.0	73	0
TEAM	18	6	11	1	15/16	18/19	0	0	177	* FIELD GOALS	1-19	20-29	30-39	40-49	50+
OPONENTS	19	6	12	1	17/18	18/20	0	0	195	C. Roquemore	0/0	6/6	2/2	4/5	6/6

C. Boswell: (24G, 20G, 45G) (56G) (42WL, 26G) (52G) (48G, 43G) (27G, 52G, 37G) (31G) (54G, 52G, 40G) (20G, 23G, 51G)

SACKS: T. Watt 12.5, C. Heyward 4.5, D. Bush 2.0, A. Highsmith 1.5, C. Wormley 1.5, I. Loudermilk 1.0, H. Mondeaux 1.0, T. Edmunds 1.0, M. Ingram III 1.0, **TM** 26.0, **OPP** 17.0 **FUM/LOST:** B. Roethlisberger 5/3, R. McCloud 3/1, P. Friermuth 1/1, D. Johnson 1/1, K. Green 1/0, **TM** 11/6, **OPP** 12/5

2-Pt Conv: TM 0-2, OPP 0-1

deaux 1.0, T. Edmunds 1.0, M. Ingram III 1.0, **TM** 26.0, **OPP** 17.0 **FUM/LOST**: B. Roethlisberger 5/3, R.

M. Rudolph	50	30	242	60.0	4.8	1	2.0	1	2.0	36	0.0	0	70.6
C. Boswell	1	0	0	0.0	0.0	0	0.0	0	0.0	0	0.0	0	39.6
TEAM	350	226	2,228	64.6	6.4	11	3.1	5	1.4	59	18	100	86.9

2021 REGULAR SEASON PITTSBURGH STEELERS DEFENSIVE STATS (THROUGH WEEK 10)											
POS.	PLAYER	TKL.	AST.	TOTAL	TFL	SACKS/YDS.	PR	FR	FF	INT./YDS.	PD
S	M. Fitzpatrick	44	20	64	1	0.0/0.0	0	0	1	0/0	1
LB	J. Schobert	37	26	63	1	0.0/0.0	0	0	1	0/0	4
S	T. Edmunds	35	12	47	5	1.0/13.0	1	0	0	1/15	2
DT	C. Heyward	28	19	47	7	4.5/34.5	10	1	1	1/0	6
LB	D. Bush	25	16	41	2	2.0/18.0	4	1	1	0/0	1
LB	T. Watt	29	10	39	13	12.5/56.5	20	2	3	0/0	4
LB	A. Highsmith	20	19	39	6	1.5/15.5	7	0	0	0/0	0
CB	J. Pierre	26	2	28	0	0.0/0.0	0	0	1	1/0	4
CB	J. Haden	15	9	24	0	0.0/0.0	0	0	1	0/0	5
DL	C. Wormley	13	11	24	1	1.5/12.5	2	0	1	0/0	2
CB	A. Maulet	17	4	21	4	0.0/0.0	0	0	0	0/0	1
CB	C. Sutton	18	2	20	3	0.0/0.0	0	0	0	0/0	3
DB	T. Norwood	17	1	18	1	0.0/0.0	0	0	0	0/0	3
DE	I. Buggs	5	11	16	2	0.0/0.0	0	0	0	0/0	0
LB	R. Spillane	8	7	15	1	0.0/0.0	0	0	0	0/0	0
LB	M. Ingram III	5	5	10	2	1.0/8.0	6	0	0	0/0	1
DE	I. Loudermilk	6	1	7	0	1.0/0.0	0	0	0	0/0	1
DE	T. Charlton	3	3	6	0	0.0/0.0	0	0	0	0/0	0
DE	T. Alualu	2	3	5	0	0.0/0.0	1	0	0	0/0	0
DE	H. Mondeaux	2	3	5	1	1.0/8.0	1	0	0	0/0	0
OLB	D. Tuszka	2	1	3	0	0.0/0.0	0	0	0	0/0	0
DT	C. Davis	1	0	1	0	0.0/0.0	0	0	0	0/0	0
OLB	J. Jones	1	0	1	0	0.0/0.0	1	0	0	0/0	0
S	M. Killebrew	1	0	1	0	0.0/0.0	0	0	0	0/0	0
CB	J. Layne	1	0	1	0	0.0/0.0	0	0	0	0/0	0
STEELERS TOTALS		361	185	546	50	26.0/166.0	53	4	10	3/15	38
OPP. TOTALS		380	197	577	37	17.0/97.0	40	5	6	5/40	43

Ast.=Assist, TFL=Tackle for a Loss, PR=Pressures, Int.=Interception, FR=Fumble Recovery, FF=Forced Fumble, PD=Pass Defense

2021 STEELERS SPECIAL TEAMS					DEFENSIVE STATS BY RANK									
POS.	PLAYER	TKL.	AST.	COMB.	SACKS		INTERCEPTIONS		TACKLES FOR LOSS		PASSES DEFENSED		PRESSURES	
					PLAYER	NO.	PLAYER	NO.	PLAYER	NO.	PLAYER	NO.	PLAYER	NO.
FB	Watt, Derek	7	1	8	T. Watt	12.5	T. Edmunds	1	T. Watt	13	C. Heyward	6	T. Watt	20
CB	Layne, Justin	6	2	8	C. Heyward	4.5	C. Heyward	1	C. Heyward	7	J. Haden	5	C. Heyward	10
LB	Spillane, Robert	4	3	7	D. Bush	2.0	J. Pierre	1	A. Highsmith	6	J. Pierre	4	A. Highsmith	7
CB	Pierre, James	2	5	7	A. Highsmith	1.5			T. Edmunds	5	J. Schobert	4	M. Ingram III	6
S	Killebrew, Miles	3	2	5	C. Wormley	1.5			A. Maulet	4	T. Watt	4	D. Bush	4
ILB	Gilbert III, Ulysees	2	3	5	T. Edmunds	1.0			C. Sutton	3	T. Norwood	3	C. Wormley	2
RB	Snell Jr., Benny	1	2	3	M. Ingram III	1.0			I. Buggs	2	C. Sutton	3	T. Alualu	1
WR	White, Cody	1	2	3	I. Loudermilk	1.0			D. Bush	2	T. Edmunds	2	T. Edmunds	1
OLB	Jones, Jamir	2	0	2	H. Mondeaux	1.0			M. Ingram III	2	C. Wormley	2	J. Jones	1
LS	Kuntz, Christian	2	0	2					M. Fitzpatrick	1	D. Bush	1	H. Mondeaux	1
LB	Allen, Marcus	1	0	1					H. Mondeaux	1	M. Fitzpatrick	1		
P	Harvin III, Pressley	1	0	1					T. Norwood	1	M. Ingram III	1		
CB	Maulet, Arthur	1	0	1					J. Schobert	1	I. Loudermilk	1		
DB	Norwood, Tre	1	0	1					R. Spillane	1	A. Maulet	1		
OLB	Tuszka, Derrek	1	0	1					C. Wormley	1				
TOTALS		35	20	55										

(AS OF NOV 16, 2021, 4:14 AM PST)						2021 : REGULAR SEASON		
PLAYER	TACKLES	SOLO	ASSISTS	FOR FUMBLES	FUMBLE REC	BLKD FG	BLKD PAT	BLKD PUNT
Justin Layne	8	6	2	0	1	0	0	0
Derek Watt	8	7	1	0	0	0	0	0
James Pierre	7	2	5	1	0	0	0	0
Robert Spillane	7	4	3	0	0	0	0	0
Ulysees Gilbert III	5	2	3	0	0	0	0	0
Miles Killebrew	5	3	2	0	0	0	0	1
Benny Snell Jr.	3	1	2	0	0	0	0	0
Cody White	3	1	2	0	0	0	0	0
Jamir Jones	2	2	0	0	0	0	0	0
Christian Kuntz	2	2	0	0	0	0	0	0
Marcus Allen	1	1	0	0	0	0	0	0
Pressley Harvin III	1	1	0	0	0	0	0	0
Arthur Maulet	1	1	0	0	0	0	0	0
Tre Norwood	1	1	0	0	0	0	0	0
Derrek Tuszka	1	1	0	0	0	0	0	0
Chris Boswell	0	0	0	0	1	0	0	0
2021 TOTALS	55	35	20	1	2	0	0	1

2021 REGULAR SEASON														
OFFENSE														
DATE	OPPONENT	WR	LT	LG	C	RG	RT	TE	RB	QB	WR	WR	TE	FB
9/12	at Buffalo	J. Smith-Schuster	D. Moore Jr.	K. Dotson	K. Green	T. Turner	C. Okorafor	P. Freiermuth	N. Harris	B. Roethlisberger	D. Johnson	--	E. Ebron	--
9/19	Las Vegas	J. Smith-Schuster	D. Moore Jr.	K. Dotson	K. Green	T. Turner	C. Okorafor	P. Freiermuth	N. Harris	B. Roethlisberger	D. Johnson	C. Claypool	--	--
9/26	Cincinnati	J. Smith-Schuster	D. Moore Jr.	K. Dotson	K. Green	T. Turner	C. Okorafor	Z. Gentry	N. Harris	B. Roethlisberger	C. Claypool	J. Washington	--	--
10/3	at Green Bay	J. Smith-Schuster	D. Moore Jr.	K. Dotson	K. Green	T. Turner	J. Haeg	P. Freiermuth	N. Harris	B. Roethlisberger	D. Johnson	--	E. Ebron	--
10/10	Denver	J. Smith-Schuster	D. Moore Jr.	K. Dotson	K. Green	T. Turner	C. Okorafor	Z. Gentry	N. Harris	B. Roethlisberger	D. Johnson	C. Claypool	--	--
10/17	Seattle	--	D. Moore Jr.	K. Dotson	K. Green	T. Turner	C. Okorafor	Z. Gentry	N. Harris	B. Roethlisberger	D. Johnson	C. Claypool	--	D. Watt
10/31	at Cleveland	R. McCloud	D. Moore Jr.	K. Dotson	K. Green	T. Turner	C. Okorafor	Z. Gentry	N. Harris	B. Roethlisberger	D. Johnson	C. Claypool	--	--
11/8	Chicago	--	D. Moore Jr.	K. Dotson	K. Green	T. Turner	C. Okorafor	P. Freiermuth	N. Harris	B. Roethlisberger	--	C. Claypool	Z. Gentry	D. Watt
11/14	Detroit	R. McCloud	D. Moore Jr.	K. Dotson	K. Green	T. Turner	C. Okorafor	P. Freiermuth	N. Harris	M. Rudolph	D. Johnson	J. Washington	--	--
11/21	at L.A. Chargers	--	--	--	--	--	--	--	--	--	--	--	--	--
11/28	at Cincinnati	--	--	--	--	--	--	--	--	--	--	--	--	--
12/5	Baltimore	--	--	--	--	--	--	--	--	--	--	--	--	--
12/9	at Minnesota	--	--	--	--	--	--	--	--	--	--	--	--	--
12/19	Tennessee	--	--	--	--	--	--	--	--	--	--	--	--	--
12/26	at Kansas City	--	--	--	--	--	--	--	--	--	--	--	--	--
1/3	Cleveland	--	--	--	--	--	--	--	--	--	--	--	--	--
1/9	at Baltimore	--	--	--	--	--	--	--	--	--	--	--	--	--

2021 REGULAR SEASON														
DEFENSE														
DATE	OPPONENT	DT	NT	DL	LOLB	LILB	RILB	ROLB	LCB	FS	SS	RCB	NICKEL	
9/12	at Buffalo	C. Heyward	T. Alualu	--	T. Watt	D. Bush	J. Schobert	A. Highsmith	J. Haden	M. Fitzpatrick	T. Edmunds	C. Sutton	T. Norwood	
9/19	Las Vegas	C. Heyward	T. Alualu	C. Wormley	T. Watt	R. Spillane	J. Schobert	A. Highsmith	J. Pierre	M. Fitzpatrick	T. Edmunds	C. Sutton	--	
9/26	Cincinnati	C. Heyward	I. Buggs	C. Wormley	J. Jones	D. Bush	J. Schobert	M. Ingram III	J. Haden	M. Fitzpatrick	T. Edmunds	C. Sutton	--	
10/3	at Green Bay	C. Heyward	I. Buggs	C. Wormley	T. Watt	D. Bush	J. Schobert	A. Highsmith	J. Haden	M. Fitzpatrick	T. Edmunds	C. Sutton	--	
10/10	Denver	C. Heyward	--	C. Wormley	T. Watt	D. Bush	J. Schobert	A. Highsmith	J. Haden	M. Fitzpatrick	T. Edmunds	J. Pierre	A. Maullet	
10/17	Seattle	C. Heyward	I. Buggs	C. Wormley	T. Watt	D. Bush	J. Schobert	A. Highsmith	J. Haden	M. Fitzpatrick	T. Edmunds	C. Sutton	--	
10/31	at Cleveland	C. Heyward	I. Buggs	C. Wormley	T. Watt	D. Bush	J. Schobert	A. Highsmith	J. Haden	M. Fitzpatrick	T. Edmunds	C. Sutton	--	
11/8	Chicago	C. Heyward	I. Buggs	C. Wormley	T. Watt	D. Bush	J. Schobert	A. Highsmith	J. Haden	M. Fitzpatrick	T. Edmunds	C. Sutton	--	
11/14	Detroit	C. Heyward	--	C. Wormley	T. Watt	D. Bush	J. Schobert	A. Highsmith	J. Haden	M. Fitzpatrick	T. Edmunds	C. Sutton	T. Norwood	
11/21	at L.A. Chargers	--	--	--	--	--	--	--	--	--	--	--	--	
11/28	at Cincinnati	--	--	--	--	--	--	--	--	--	--	--	--	
12/5	Baltimore	--	--	--	--	--	--	--	--	--	--	--	--	
12/9	at Minnesota	--	--	--	--	--	--	--	--	--	--	--	--	
12/19	Tennessee	--	--	--	--	--	--	--	--	--	--	--	--	
12/26	at Kansas City	--	--	--	--	--	--	--	--	--	--	--	--	
1/3	Cleveland	--	--	--	--	--	--	--	--	--	--	--	--	
1/9	at Baltimore	--	--	--	--	--	--	--	--	--	--	--	--	

Rookies underlined.

2021 REGULAR SEASON PITTSBURGH STEELERS PLAYER PARTICIPATION																					
	@ BUF	LV	CIN	@ GB	DEN	SEA	@ CLE	CHI	DET	@ LAC	@ CIN	BAL	@ MIN	TEN	@ KC	CLE	@ BAL				
PLAYERS	9/12	9/19	9/26	10/3	10/10	10/17	10/31	11/8	11/14	11/21	11/28	12/5	12/9	12/19	12/26	1/3	1/9	GP	GS	DNP	IN
Marcus Allen	P	P	P	P	P	P	P	P	P	-	-	-	-	-	-	-	-	9/26	0/2	0	0
Tyson Alualu	NT	NT	IR	IR	IR	IR	IR	IR	IR	-	-	-	-	-	-	-	-	2/174	2/111	0	0
Daniel Archibong	PS	PS	PS	PS	PS	PS	PS	PS	PS	-	-	-	-	-	-	-	-	0/0	0/0	0	0
Kalen Ballage	P	P	P	P	P	P	P	P	P	-	-	-	-	-	-	-	-	9/43	0/8	0	0
Zach Banner	IR	IR	IR	IR	IR	SI	SI	SI	P	-	-	-	-	-	-	-	-	1/24	0/2	0	3
Chris Boswell	P	P	P	P	P	P	P	P	P	-	-	-	-	-	-	-	-	9/96	0/0	0	0
Isaiah Buggs	P	P	NT	NT	P	NT	NT	NT	P	-	-	-	-	-	-	-	-	9/28	5/6	0	0
Devin Bush	LILB	SI	LILB	LILB	LILB	LILB	LILB	LILB	LILB	-	-	-	-	-	-	-	-	8/29	8/28	0	1
Rico Bussey	PSI	PSI	PSI	PSI	PSI	PSI	PSI	PSI	PSI	-	-	-	-	-	-	-	-	0/0	0/0	0	0
Taco Charlton	NOT	NOT	PS	PS	PS	PS	P	P	P	-	-	-	-	-	-	-	-	3/47	0/12	0	0
Demarcus Christmas	IR	IR	IR	IR	IR	IR	IR	IR	IR	-	-	-	-	-	-	-	-	0/0	0/0	0	0
Chase Claypool	P	WR	WR	SI	WR	WR	WR	WR	SI	-	-	-	-	-	-	-	-	7/23	6/12	0	2
Carlos Davis	P	SI	SI	SI	SI	SI	SI	IR	IR	-	-	-	-	-	-	-	-	1/8	0/0	0	5
Joshua Dobbs	IR	IR	IR	IR	IR	IR	IR	IR	IR	-	-	-	-	-	-	-	-	0/6	0/0	0	0
Kevin Dotson	LG	LG	LG	LG	LG	LG	LG	LG	LG	-	-	-	-	-	-	-	-	9/22	9/13	0	0
Eric Ebron	TE	P	P	TE	P	P	SI	SI	P	-	-	-	-	-	-	-	-	7/105	2/58	0	2
Terrell Edmunds	SS	SS	SS	SS	SS	SS	SS	SS	SS	-	-	-	-	-	-	-	-	9/56	9/52	0	0
Trey Edmunds	PS	PS	PS	PS	PS	PS	PS	PS	PS	-	-	-	-	-	-	-	-	0/35	0/0	0	0
B.J. Finney	X	P	P	P	X	P	X	X	SI	-	-	-	-	-	-	-	-	4/69	0/13	4	1
Minkah Fitzpatrick	FS	FS	FS	FS	FS	FS	FS	FS	FS	-	-	-	-	-	-	-	-	9/57	9/52	0	0
Pat Freiermuth	TE	TE	P	TE	P	P	P	TE	TE	-	-	-	-	-	-	-	-	9/9	5/5	0	0
Zach Gentry	P	P	TE	P	TE	TE	TE	TE	P	-	-	-	-	-	-	-	-	9/15	5/6	0	0
Ulysees Gilbert III	P	P	P	P	P	P	P	P	P	-	-	-	-	-	-	-	-	9/20	0/0	0	0
Chaz Green	PS	PS	PS	P	PS	PS	PS	PS	PS	-	-	-	-	-	-	-	-	1/38	0/8	0	0
Kendrick Green	C	C	C	C	C	C	C	C	C	-	-	-	-	-	-	-	-	9/9	9/9	0	0
Joe Haden	LCB	SI	LCB	LCB	LCB	LCB	LCB	LCB	LCB	-	-	-	-	-	-	-	-	8/154	8/145	0	1
Joe Haeg	P	P	P	LT	P	P	X	X	P	-	-	-	-	-	-	-	-	7/74	1/39	2	0
Najee Harris	RB	RB	RB	RB	RB	RB	RB	RB	RB	-	-	-	-	-	-	-	-	9/9	9/9	0	0
Pressley Harvin III	P	P	P	P	P	P	P	P	P	-	-	-	-	-	-	-	-	9/9	0/0	0	0
Dwayne Haskins	SI	SI	SI	SI	SI	SI	SI	SI	X	-	-	-	-	-	-	-	-	0/16	0/13	1	8
J.C. Hassenauer	P	P	P	P	P	P	P	P	P	-	-	-	-	-	-	-	-	9/24	0/4	0	0
Cameron Heyward	DT	DT	DT	DT	DT	DT	DT	DT	DT	-	-	-	-	-	-	-	-	9/158	9/123	0	0
Alex Highsmith	ROLB	ROLB	SI	ROLB	ROLB	ROLB	ROLB	ROLB	ROLB	-	-	-	-	-	-	-	-	8/24	8/13	0	1
Buddy Johnson	P	P	X	SI	SI	SI	SI	SI	SI	-	-	-	-	-	-	-	-	2/2	0/0	1	6
Diontae Johnson	WR	WR	SI	WR	WR	WR	WR	WR	WR	-	-	-	-	-	-	-	-	8/39	7/32	0	1
Karl Joseph	PS	PS	PS	PS	P	PS	PS	PS	PS	-	-	-	-	-	-	-	-	1/64	0/49	0	0
Miles Killebrew	P	P	P	P	P	P	P	P	P	-	-	-	-	-	-	-	-	9/87	0/4	0	0
Christian Kuntz	P	P	P	P	P	P	P	P	P	-	-	-	-	-	-	-	-	9/9	0/0	0	0
Justin Layne	P	P	P	P	P	P	P	P	P	-	-	-	-	-	-	-	-	9/35	0/0	0	0
John Legue	PS	PS	PS	PS	PS	PS	PS	PS	PS	-	-	-	-	-	-	-	-	0/0	0/0	0	0
Isaiah Loudermilk	SI	P	P	P	P	P	P	P	P	-	-	-	-	-	-	-	-	8/8	0/0	0	1
Isaiah Mack	A	A	A	A	A	PS	PS	PS	PS	-	-	-	-	-	-	-	-	0/21	0/1	0	0
Arthur Maulet	P	P	P	P	RCB	P	P	P	P	-	-	-	-	-	-	-	-	9/43	1/13	0	0
Ray-Ray McCloud	P	P	P	P	P	P	WR	P	WR	-	-	-	-	-	-	-	-	9/41	2/5	0	0
Anthony McFarland Jr.	IR	IR	IR	IR	IR	IRD	P	SI	SI	-	-	-	-	-	-	-	-	1/12	0/0	0	2
Anthony Miller	A	A	A	A	A	A	A	A	PS	-	-	-	-	-	-	-	-	0/49	0/17	0	0
Henry Mondeaux	PS	Active	P	P	P	P	P	P	P	-	-	-	-	-	-	-	-	7/18	0/0	0	0
Dan Moore Jr.	LT	LT	LT	LT	LT	LT	LT	LT	LT	-	-	-	-	-	-	-	-	9/9	9/9	0	0
Tre Norwood	FS	P	P	P	P	P	P	P	FS	-	-	-	-	-	-	-	-	9/9	2/2	0	0
Chukwuma Okorafo	RT	RT	RT	P	RT	RT	RT	RT	RT	-	-	-	-	-	-	-	-	8/38	8/27	0	1
James Pierre	P	RCB	P	P	P	RCB	P	P	P	-	-	-	-	-	-	-	-	9/25	2/2	0	0
Malcolm Pridgeon	PS	PS	PS	PS	PS	PS	PS	PS	PS	-	-	-	-	-	-	-	-	0/0	0/0	0	0
Kevin Rader	PS	PS	PS	PS	PS	PS	PS	PS	P	PS	-	-	-	-	-	-	-	1/2	0/1	0	0
Ben Roethlisberger	QB	QB	QB	QB	QB	QB	QB	QB	QB	R/C19	-	-	-	-	-	-	-	8/241	8/239	0	0
Mason Rudolph	X	X	X	X	X	X	X	X	X	QB	-	-	-	-	-	-	-	1/16	1/10	8	0
Joe Schobert	RILB	RILB	RILB	RILB	RILB	RILB	RILB	RILB	RILB	-	-	-	-	-	-	-	-	9/86	9/74	0	0
Delontae Scott	PS	PS	PS	PS	PS	PS	PS	PS	PS	-	-	-	-	-	-	-	-	0/0	0/0	0	0
Steven Sims	PS	PS	PS	PS	PS	PS	PS	PS	PS	-	-	-	-	-	-	-	-	1/29	0/4	0	0
JuJu Smith-Schuster	WR	WR	WR	WR	WR	IR	IR	IR	IR	-	-	-	-	-	-	-	-	5/63	5/51	0	0
Benny Snell Jr.	P	P	P	P	P	P	P	P	P	-	-	-	-	-	-	-	-	9/38	0/5	0	0
Robert Spillane	SI	RILB	P	P	P	P	P	P	P	-	-	-	-	-	-	-	-	8/30	1/8	0	1
Donovan Stiner	PS	PS	PS	PS	PS	PS	PS	PS	PS	-	-	-	-	-	-	-	-	0/0	0/0	0	0
Cameron Sutton	RCB	RCB	RCB	RCB	SI	RCB	RCB	RCB	RCB	-	-	-	-	-	-	-	-	8/60	8/16	0	1
Stephon Tuitt	IR	IR	IR	IR	IR	IR	IR	IR	IR	-	-	-	-	-	-	-	-	0/91	0/79	0	0
Trai Turner	RG	RG	RG	RG	RG	RG	RG	RG	RG	-	-	-	-	-	-	-	-	9/102	9/98	0	0
Derrek Tuszka	PS	PS	P	P	P	P	P	P	P	-	-	-	-	-	-	-	-	7/16	0/0	0	0
Tyler Vaughns	PS	PS	PS	PS	PS	PS	PS	PS	PS	-	-	-	-	-	-	-	-	0/0	0/0	0	0
James Washington	P	P	WR	P	SI	P	P	P	WR	-	-	-	-	-	-	-	-	8/53	2/25	0	1
Derek Watt	P	P	P	P	P	P	FB	P	FB	-	-	-	-	-	-	-	-	9/85	2/15	0	0
T.J. Watt	LOLB	LOLB	SI	LOLB	LOLB	LOLB	LOLB	LOLB	LOLB	-	-	-	-	-	-	-	-	8/70	8/70	0	1
Cody White	PS	PS	P	P	P	P	P	P	P	-	-	-	-	-	-	-	-	7/7	0/0	0	0
Vince Williams	RET	RET	RET	RET	RET	RET	RET	RET	RET	-	-	-	-	-	-	-	-	0/121	0/69	0	0
Ankelo Witherspoon	SI	P	SI	SI	SI	SI	SI	SI	SI	-	-	-	-	-	-	-	-	1/48	0/33	0	8
Chris Wormley	P	DE	DE	DE	DE	DE	DE	DE	DE	-	-	-	-	-	-	-	-	9/61	8/24	0	0

LEGEND:
 CAPS-Starter, P-Player was a substitution, X-Did Not Play (Non-Injury), SI-On Inactive List, NOT-Not on Roster, PSI-Practice Squad Injured, PS-Practice Squad, IR-Injured Reserve, R/C19-Reserve/COVID-19, IRD-Injured Reserve - Designated For Return, NOTT-Not on Any Team, RET-Reserve/Retired, *-With Other Team

INDIVIDUAL SINGLE-GAME HIGHS			OPPONENT	DATE
RUSHING				
Rushing Yards	122	Najee Harris	vs. Broncos	10/10
Rushing Attempts	26	Najee Harris	vs. Lions	11/14
		Najee Harris	at Browns	10/31
Rushing Average	5.3	Najee Harris	vs. Broncos	10/10
Rushing Touchdowns	1	Najee Harris	vs. Bears	11/08
		Najee Harris	at Browns	10/31
		Eric Ebron	vs. Seahawks	10/17
		Najee Harris	vs. Broncos	10/10
		Najee Harris	at Packers	10/03
		JuJu Smith-Schuster	vs. Raiders	09/19
RECEIVING				
Pass Receptions	14	Najee Harris	vs. Bengals	09/26
Receiving Yards	130	Chase Claypool	vs. Broncos	10/10
Touchdown Receptions	2	Pat Freiermuth	vs. Bears	11/08
PASSING				
Passes Attempted	58	Ben Roethlisberger	vs. Bengals	09/26
Passes Completed	38	Ben Roethlisberger	vs. Bengals	09/26
Completion Percentage	72.5	Ben Roethlisberger	vs. Seahawks	10/17
Passing Yards	318	Ben Roethlisberger	vs. Bengals	09/26
Yards Per Attempt	10.1	Ben Roethlisberger	vs. Broncos	10/10
Touchdown Passes	2	Ben Roethlisberger	vs. Bears	11/08
		Ben Roethlisberger	vs. Broncos	10/10
Interceptions Thrown	2	Ben Roethlisberger	vs. Bengals	09/26
PUNT RETURNS				
Punt Returns	6	Ray-Ray McCloud	vs. Lions	11/14
Punt Return Yards	54	Ray-Ray McCloud	vs. Lions	11/14
KICKOFF RETURNS				
Kickoff Returns	4	Ray-Ray McCloud	vs. Raiders	09/19
Kickoff Return Yards	99	Ray-Ray McCloud	at Packers	10/03
PUNTS				
Punts	7	Pressley Harvin III	vs. Seahawks	10/17
Punts Inside the 20	4	Pressley Harvin III	vs. Seahawks	10/17
Punting Average	59.5	Pressley Harvin III	vs. Broncos	10/10
INTERCEPTIONS				
Interceptions Made	1	Cameron Heyward	vs. Bears	11/08
		James Pierre	vs. Broncos	10/10
		Terrell Edmunds	vs. Bengals	09/26
INT Return Yards	15	Terrell Edmunds	vs. Bengals	09/26
TACKLES				
Tackles	13	Joe Schobert	vs. Lions	11/14
Sacks	3.0	T.J. Watt	vs. Bears	11/08
SCORING				
Touchdowns	2	Pat Freiermuth	vs. Bears	11/08
Field Goals Attempted	3	Chris Boswell	vs. Lions	11/14
		Chris Boswell	vs. Bears	11/08
		Chris Boswell	vs. Seahawks	10/17
		Chris Boswell	at Bills	09/12
Field Goals Made	3	Chris Boswell	vs. Lions	11/14
		Chris Boswell	vs. Bears	11/08
		Chris Boswell	vs. Seahawks	10/17
		Chris Boswell	at Bills	09/12
MISC. YARDS				
Yards From Scrimmage	142	Najee Harris	vs. Broncos	10/10
		Najee Harris	vs. Bengals	09/26
Combined Net Yards	152	Ray-Ray McCloud	vs. Lions	11/14
LONGEST PLAYS			OPPONENT	DATE
RUSHING				
Run From Scrimmage	26	Mason Rudolph	vs. Lions	11/14
Touchdown Run	10	Najee Harris	vs. Bears	11/08
RECEIVING				
Pass Reception	59	Chase Claypool	vs. Broncos	10/10
Touchdown Reception	50	Diontae Johnson	vs. Broncos	10/10
PASSING				
Passing Long	59	Ben Roethlisberger	vs. Broncos	10/10
Touchdown Pass Long	50	Ben Roethlisberger	vs. Broncos	10/10
RETURNS				
Punt Return	19	Ray-Ray McCloud	at Browns	10/31
Kickoff Return	40	Ray-Ray McCloud	at Packers	10/03
Interception Return	15	Terrell Edmunds	vs. Bengals	09/26
KICKING				
Punt	63	Pressley Harvin III	vs. Broncos	10/10
Field Goal	56	Chris Boswell	vs. Raiders	09/19
Field Goal Attempt	56	Chris Boswell	vs. Raiders	09/19

OPPONENT SINGLE-GAME HIGHS			OPPONENT	DATE
RUSHING				
Rushing Yards	130	D'Andre Swift	vs. Lions	11/14
Rushing Attempts	33	D'Andre Swift	vs. Lions	11/14
Rushing Average	7.6	Javonte Williams	vs. Broncos	10/10
Rushing Touchdowns	1	Godwin Igwebuike	vs. Lions	11/14
		Jermar Jefferson	vs. Lions	11/14
		Darnell Mooney	vs. Bears	11/08
		D'Ernest Johnson	at Browns	10/31
		Alex Collins	vs. Seahawks	10/17
		Aaron Rodgers	at Packers	10/03
RECEIVING				
Pass Receptions	9	Stefon Diggs	at Bills	09/12
Receiving Yards	120	Courtland Sutton	vs. Broncos	10/10
Touchdown Receptions	2	Randall Cobb	at Packers	10/03
		Ja'Marr Chase	vs. Bengals	09/26
PASSING				
Passes Attempted	51	Josh Allen	at Bills	09/12
Passes Completed	30	Josh Allen	at Bills	09/12
Completion Percentage	77.7	Joe Burrow	vs. Bengals	09/26
Passing Yards	382	Derek Carr	vs. Raiders	09/19
Yards Per Attempt	10.3	Derek Carr	vs. Raiders	09/19
Touchdown Passes	3	Joe Burrow	vs. Bengals	09/26
Interceptions Thrown	1	Justin Fields	vs. Bears	11/08
		Teddy Bridgewater	vs. Broncos	10/10
		Joe Burrow	vs. Bengals	09/26
PUNT RETURNS				
Punt Returns	3	Kalif Raymond	vs. Lions	11/14
Punt Return Yards	71	Kalif Raymond	vs. Lions	11/14
KICKOFF RETURNS				
Kickoff Returns	6	Jakeem Grant Sr.	vs. Bears	11/08
Kickoff Return Yards	143	Isiah McKenzie	at Bills	09/12
PUNTS				
Punts	10	Jack Fox	vs. Lions	11/14
Punts Inside the 20	4	Sam Martin	vs. Broncos	10/10
Punting Average	49.3	Jamie Gillan	at Browns	10/31
INTERCEPTIONS				
Interceptions Made	2	Logan Wilson	vs. Bengals	09/26
INT Return Yards	18	Trayvon Mullen Jr.	vs. Raiders	09/19
TACKLES				
Tackles	14	Jordyn Brooks	vs. Seahawks	10/17
		Bobby Wagner	vs. Seahawks	10/17
		Logan Wilson	vs. Bengals	09/26
Sacks	2.0	Solomon Thomas	vs. Raiders	09/19
SCORING				
Touchdowns	2	Darnell Mooney	vs. Bears	11/08
		Randall Cobb	at Packers	10/03
		Ja'Marr Chase	vs. Bengals	09/26
Field Goals Attempted	4	Daniel Carlson	vs. Raiders	09/19
Field Goals Made	4	Daniel Carlson	vs. Raiders	09/19
MISC. YARDS				
Yards From Scrimmage	135	D'Andre Swift	vs. Lions	11/14
Combined Net Yards	178	Godwin Igwebuike	vs. Lions	11/14
OPPONENTS LONGEST PLAYS			OPPONENT	DATE
RUSHING				
Run From Scrimmage	49	Javonte Williams	vs. Broncos	10/10
Touchdown Run	42	Godwin Igwebuike	vs. Lions	11/14
RECEIVING				
Pass Reception	61	Henry Ruggs III	vs. Raiders	09/19
Touchdown Reception	61	Henry Ruggs III	vs. Raiders	09/19
PASSING				
Passing Long	61	Derek Carr	vs. Raiders	09/19
Touchdown Pass Long	61	Derek Carr	vs. Raiders	09/19
RETURNS				
Longest Opponent's Fumble Return	25	DeAndre Houston-Carson	vs. Bears	11/08
Punt Return	48	Kalif Raymond	vs. Lions	11/14
Kickoff Return	75	Isiah McKenzie	at Bills	09/12
Interception Return	18	Trayvon Mullen Jr.	vs. Raiders	09/19
KICKING				
Punt	65	Michael Dickson	vs. Seahawks	10/17
Field Goal	46	Daniel Carlson	vs. Raiders	09/19
Field Goal Attempt	65	Cairo Santos	vs. Bears	11/08

WEEK 6: STEELERS 23, SEAHAWKS 20

OCTOBER 17, 2021

STEELERS													SEAHAWKS												
#	RECD	LOST	POSS	OBTAINED	BEGAN	PLAYS	YDS	PEN	NET	1ST	ENDED	GIVEN UP	#	RECD	LOST	POSS	OBTAINED	BEGAN	PLAYS	YDS	PEN	NET	1ST	ENDED	GIVEN UP
1	15:00	12:19	2:41	Kickoff	PIT 37	3	13	-5	8	0	PIT 45	Punt	1	12:19	10:14	2:05	Punt	SEA 10	3	8	0	8	0	SEA 18	Punt
2	10:14	08:04	2:10	Punt	PIT 31	3	18	0	18	1	PIT 49	Punt	2	08:04	04:55	3:09	Punt	SEA 16	7	51	-10	41	2	PIT 43	Punt
3	04:55	00:35	4:20	Punt	PIT 20	6	25	-10	15	1	PIT 35	Punt	3	00:35	14:11	1:24	Punt	SEA 21	3	9	0	9	0	SEA 30	Punt
4	14:11	10:01	4:10	Punt	PIT 46	8	54	0	54	4	SEA 5	Touchdown	4	10:01	08:03	1:58	Kickoff	SEA 31	4	6	0	6	1	SEA 37	Punt
5	08:03	01:04	6:59	Punt	PIT 16	14	64	20	84	7	SEA 1	Touchdown	5	01:04	00:36	0:28	Kickoff	SEA 25	3	-1	0	-8	0	SEA 17	Punt
6	00:36	00:11	0:25	Punt	PIT 41	3	3	0	3	0	PIT 44	Punt	6	00:11	00:00	0:11	Punt	SEA 20	1	-8	0	-1	0	SEA 20	End Half
7	09:55	05:46	4:09	Kickoff	PIT 25	9	76	-10	66	3	SEA 9	Field Goal	7	15:00	09:55	5:05	Kickoff	SEA 25	10	72	3	75	6	PIT 2	Touchdown
8	03:02	01:25	1:37	Kickoff	PIT 23	3	3	0	3	0	PIT 26	Punt	8	05:46	03:02	2:44	Kickoff	SEA 40	6	60	0	60	3	PIT 1	Touchdown
9	12:59	11:32	1:27	Kickoff	PIT 17	3	18	0	18	2	PIT 38	Fumble	9	01:25	12:59	3:26	Punt	SEA 42	8	36	0	36	2	PIT 22	Field Goal
10	09:45	07:29	2:16	Punt	PIT 20	5	15	0	15	1	PIT 35	Punt	10	11:32	09:45	1:47	Fumble	PIT 35	3	6	-10	-4	0	PIT 39	Punt
11	05:19	01:30	3:49	Punt	PIT 26	9	50	-10	40	3	SEA 34	Field Goal	11	07:29	05:19	2:10	Punt	SEA 18	3	5	0	5	0	SEA 23	Punt
12	06:31	04:27	2:04	Punt	PIT 20	3	9	0	9	0	PIT 29	Punt	12	01:30	00:00	1:30	Kickoff	SEA 25	9	50	0	50	3	PIT 25	Field Goal
13	04:16	02:50	1:26	Fumble	SEA 16	3	-3	0	-3	0	SEA 19	Field Goal	13	10:00	06:31	3:29	Punt	SEA 27	5	15	0	15	1	SEA 42	Punt
													14	04:27	04:16	0:11	Kickoff	SEA 15	1	0	0	0	0	SEA 15	Fumble

WEEK 8: STEELERS 15, BROWNS 10

OCTOBER 31, 2021

STEELERS													BROWNS												
#	RECD	LOST	POSS	OBTAINED	BEGAN	PLAYS	YDS	PEN	NET	1ST	ENDED	GIVEN UP	#	RECD	LOST	POSS	OBTAINED	BEGAN	PLAYS	YDS	PEN	NET	1ST	ENDED	GIVEN UP
1	08:09	04:19	3:50	Kickoff	PIT 25	7	27	-5	22	2	PIT 47	Punt	1	15:00	08:09	6:51	Kickoff	CLE 25	13	63	0	63	4	PIT 12	Field Goal
2	14:54	09:18	5:36	Downs	PIT 40	10	57	-10	47	2	CLE 13	Field Goal	2	04:19	14:54	4:25	Punt	CLE 15	8	50	-5	45	2	PIT 39	Downs
3	08:30	07:16	1:14	Punt	PIT 23	3	0	0	0	0	PIT 23	Punt	3	09:18	08:30	0:48	Kickoff	CLE 25	3	0	0	0	0	CLE 25	Punt
4	06:07	01:38	4:29	Punt	PIT 37	12	53	0	53	4	CLE 10	Downs	4	07:16	06:07	1:09	Downs	CLE 22	3	-5	0	-5	0	CLE 17	Punt
5	00:21	00:00	0:21	Punt	PIT 35	1	0	0	0	0	PIT 35	End Half	5	01:38	00:21	1:17	Downs	CLE 10	5	24	0	24	1	CLE 34	Punt
6	15:00	13:55	1:05	Kickoff	PIT 27	3	5	0	5	0	PIT 32	Punt	6	13:55	09:36	4:19	Punt	CLE 14	8	81	5	86	6	PIT 10	Touchdown
7	09:36	03:39	5:57	Kickoff	PIT 22	12	78	0	78	0	CLE 8	Touchdown	7	03:39	01:42	1:57	Punt	CLE 40	3	9	-5	4	0	CLE 44	Punt
8	01:42	11:04	5:38	Punt	PIT 17	13	88	-5	83	7	CLE 2	Touchdown	8	11:04	06:04	5:00	Kickoff	CLE 20	8	59	0	59	3	PIT 32	Fumble
9	06:04	04:22	1:42	Fumble	PIT 20	3	8	-5	3	0	PIT 23	Punt	9	04:22	01:53	2:29	Punt	CLE 39	8	25	10	35	3	PIT 26	Downs
10	01:53	00:00	1:53	Downs	PIT 26	6	54	-5	49	1	CLE 25	Downs													

WEEK 9: STEELERS 29, BEARS 27

NOVEMBER 8, 2021

STEELERS													BEARS												
#	RECD	LOST	POSS	OBTAINED	BEGAN	PLAYS	YDS	PEN	NET	1ST	ENDED	GIVEN UP	#	RECD	LOST	POSS	OBTAINED	BEGAN	PLAYS	YDS	PEN	NET	1ST	ENDED	GIVEN UP
1	13:02	09:42	3:20	Punt	PIT 41	6	54	5	59	4	CHI 10	Touchdown	1	15:00	13:02	1:58	Kickoff	CHI 22	3	8	0	8	0	CHI 30	Punt
2	07:40	04:29	3:11	Punt	PIT 42	6	8	0	8	1	PIT 48	Punt	2	09:42	07:40	2:02	Kickoff	CHI 11	3	14	-10	4	0	CHI 15	Punt
3	02:03	13:22	3:41	Interception	CHI 36	9	31	5	36	3	CHI 4	Touchdown	3	04:29	02:03	2:26	Punt	CHI 12	5	30	0	30	2	CHI 42	Interception
4	11:49	09:12	2:37	Punt	PIT 17	4	12	-9	3	0	PIT 20	Punt	4	13:22	11:49	1:33	Kickoff	CHI 25	3	7	0	7	0	CHI 32	Punt
5	06:44	04:47	1:57	Punt	PIT 9	3	9	0	9	0	PIT 18	Punt	5	09:12	06:44	2:28	Punt	CHI 48	4	17	-5	12	1	PIT 40	Punt
6	00:15	00:00	0:15	Kickoff	PIT 25	1	-1	0	-1	0	PIT 25	End Half	6	04:47	00:15	4:32	Punt	CHI 36	12	51	1	52	3	PIT 12	Field Goal
7	15:00	12:42	2:18	Kickoff	PIT 30	3	7	15	22	1	CHI 48	Punt	7	12:42	07:43	4:59	Punt	CHI 7	10	104	-15	89	4	PIT 4	Field Goal
8	07:43	02:08	5:35	Kickoff	PIT 25	9	75	0	75	4	CHI 10	Touchdown	8	02:08	14:17	2:51	Kickoff	CHI 18	6	82	0	82	4	PIT 15	Touchdown
9	14:17	11:54	2:23	Kickoff	PIT 25	4	9	30	39	1	CHI 36	Field Goal	9	11:54	11:47	0:07	Kickoff	0	0	0	0	0	0	Fumble	
10	11:47	07:58	3:49	Fumble	CHI 42	6	-2	5	3	1	CHI 39	Punt	10	07:58	06:31	1:27	Punt	CHI 20	3	3	0	3	0	CHI 23	Punt
11	06:31	02:52	3:39	Kickoff	PIT 25	11	26	15	41	3	CHI 34	Field Goal	11	02:52	01:46	1:06	Kickoff	CHI 25	7	75	0	75	3	PIT 16	Touchdown
12	01:46	00:26	1:20	Kickoff	PIT 25	7	52	0	52	2	CHI 23	Field Goal	12	00:26	00:00	0:26	Kickoff	CHI 25	5	23	5	28	3	PIT 47	Missed FG

WEEK 10: STEELERS 16, LIONS 16

NOVEMBER 14, 2021

STEELERS													LIONS												
#	RECD	LOST	POSS	OBTAINED	BEGAN	PLAYS	YDS	PEN	NET	1ST	ENDED	GIVEN UP	#	RECD	LOST	POSS	OBTAINED	BEGAN	PLAYS	YDS	PEN	NET	1ST	ENDED	GIVEN UP
1	15:00	09:40	5:20	Kickoff	PIT 17	10	54	29	83	5	DET 9	Touchdown	1	09:40	08:01	1:39	Kickoff	DET 16	3	10	-5	5	0	DET 21	Punt
2	08:01	06:37	1:24	Punt	PIT 40	3	6	0	6	0	PIT 46	Punt	2	06:37	04:27	2:10	Punt	DET 15	3	9	0	9	0	DET 24	Punt
3	04:27	01:39	2:48	Punt	PIT 28	6	27	0	27	2	DET 45	Interception	3	01:39	00:20	1:19	Interception	DET 48	3	0	0	0	0	DET 48	Punt
4	00:20	14:11	0:09	Punt	PIT 20	3	6	0	6	0	PIT 26	Punt	4	14:11	12:43	1:28	Punt	PIT 39	3	39	0	39	2	PIT 28	Touchdown
5	12:43	04:22	8:21	Kickoff	PIT 25	13	78	-5	73	4	DET 2	Field Goal	5	04:22	00:00	4:22	Kickoff	DET 31	12	67	0	67	3	PIT 2	Field Goal
6	12:09	08:26	3:43	Kickoff	PIT 26	13	54	15	69	4	DET 5	Field Goal	6	15:00	12:09	2:51	Kickoff	DET 15	6	85	0	85	4	PIT 42	Touchdown
7	04:32	01:48	2:44	Punt	PIT 20	6	21	0	21	1	PIT 41	Punt	7	08:26	04:32	3:54	Kickoff	DET 33	6	28	0	28	1	PIT 39	Punt
8	14:52	11:31	3:21	Punt		6	27	-10	17	1	DET 33	Field Goal	8	01:48	14:52	1:56	Punt	DET 18	3	0	-5	-5	0	DET 13	Punt
9	07:09	04:27	2:42	Punt	PIT 29	5	19	0	19	1	PIT 48	Punt	9	11:31	07:09	4:22	Kickoff	DET 25	7	6	4	10	1	DET 35	Punt
10	03:22	02:22	1:00	Punt	DET 48	3	3	0	3	0	DET 45	Punt	10	04:27	03:22	1:05	Punt	DET 13	3	-11	0	-11	0	DET 2	Punt
11	00:19	00:00	0:19	Punt	PIT 22	1	-1	0	-1	0	PIT 22	End Half	11	02:22	00:19	2:03	Punt	DET 20	8	25	0	25	2	DET 45	Punt
12	07:32	06:42	0:50	Punt	PIT 17	2	38	0	38	0	PIT 19	Fumble	12	10:00	07:32	2:28	Kickoff	DET 26	4	24	0	24	1	PIT 41	Punt
13	04:03	02:25	1:38	Missed FG	PIT 38	3	-15	0	-15	0	PIT 23	Punt	13	06:42	04:03	2:39	Fumble	DET 45	5	15	10	25	2	PIT 30	Missed FG
14	01:37	00:08	1:29	Punt	PIT 11	10	51	0	51	4	DET 39	Fumble	14	02:25	01:37	0:48	Punt	DET 45	3	-13	0	-13	0	DET 32	Punt
													15	00:08	00:00	0:08	Fumble	DET 38	1	22	0	22	1	DET 38	End Game

2021 REGULAR SEASON																	
		STEELERS								OPPONENT							
		FIRST HALF				SECOND HALF				FIRST HALF				SECOND HALF			
DATE	OPPONENT	PLAYS	YDS	TIME	RESULT	PLAYS	YDS	TIME	RESULT	PLAYS	YDS	TIME	RESULT	PLAYS	YDS	TIME	RESULT
09/12	at Bills	5	22	2:55	Punt	10	69	4:37	FG	4	5	1:30	FG	12	40	4:35	Downs
09/19	Raiders	6	14	3:33	Punt	6	20	3:04	Punt	6	19	3:12	Punt	6	22	2:45	Punt
09/26	Bengals	3	4	2:00	Punt	3	6	0:56	INT	3	4	2:12	Punt	10	55	6:13	FG
10/03	at Packers	8	75	4:56	TD	5	12	2:30	Punt	8	38	5:54	Punt	12	64	5:29	FG
10/10	Broncos	6	85	2:58	TD	14	86	7:16	TD	3	6	2:07	Punt	8	38	5:03	Punt
10/17	Seahawks	3	8	2:41	Punt	9	66	4:09	FG	3	8	2:05	Punt	10	75	5:05	TD
10/31	at Browns	7	22	3:50	Punt	3	5	1:05	Punt	13	63	6:51	FG	8	86	4:19	TD
11/08	Bears	6	59	3:20	TD	3	22	2:18	Punt	3	8	1:58	Punt	10	89	4:59	FG
11/14	Lions	10	83	5:20	TD	13	69	3:43	FG	3	5	1:39	Punt	6	85	2:51	TD
11/21	at Chargers	--	--	--	--	--	--	--	--	--	--	--	--	--	--	--	--
11/28	at Bengals	--	--	--	--	--	--	--	--	--	--	--	--	--	--	--	--
12/05	Ravens	--	--	--	--	--	--	--	--	--	--	--	--	--	--	--	--
12/09	at Vikings	--	--	--	--	--	--	--	--	--	--	--	--	--	--	--	--
12/19	Titans	--	--	--	--	--	--	--	--	--	--	--	--	--	--	--	--
12/26	at Chiefs	--	--	--	--	--	--	--	--	--	--	--	--	--	--	--	--
01/03	Browns	--	--	--	--	--	--	--	--	--	--	--	--	--	--	--	--
01/09	at Ravens	--	--	--	--	--	--	--	--	--	--	--	--	--	--	--	--

STEELERS		(AS OF NOV 16, 2021, 4:14 AM PST)																				2021 : REGULAR SEASON		
DATE	OPPONENT	STARTING QB	POSS	TD	PAT	2-PT	M-2PT	FG	FGA	MFG	BK-FG	PUNT	INT	FUM	SAF	DWNS	HF	GM	PTS	TD%	SCORE%	PTS/POSS		
9/12	at Buffalo	B. Roethlisberger	11	1	2	0	0	3	3	0	0	5	0	0	0	0	1	1	16	9.1	36.4	1.45		
9/19	Las Vegas	B. Roethlisberger	11	2	2	0	0	1	1	0	0	4	1	0	0	1	1	17	18.2	27.3	1.55			
9/26	Cincinnati	B. Roethlisberger	11	1	1	0	0	1	2	1	0	4	2	0	0	2	0	10	9.1	18.2	0.91			
10/3	at Green Bay	B. Roethlisberger	11	2	2	0	0	1	1	0	0	3	1	1	0	2	1	0	17	18.2	27.3	1.55		
10/10	Denver	B. Roethlisberger	10	3	3	0	0	2	2	0	0	2	0	1	0	0	1	1	27	30.0	50.0	2.70		
10/17	Seattle	B. Roethlisberger	13	2	2	0	0	3	3	0	0	7	0	1	0	0	0	0	23	15.4	38.5	1.77		
10/31	at Cleveland	B. Roethlisberger	10	2	0	2	0	1	1	0	0	4	0	0	0	2	1	0	15	20.0	30.0	1.50		
11/8	Chicago	B. Roethlisberger	12	3	3	0	0	3	3	0	0	5	0	1	0	0	1	0	29	25.0	50.0	2.42		
11/14	Detroit	M. Rudolph	14	1	1	0	0	3	3	0	0	6	1	2	0	0	1	0	16	7.1	28.6	1.14		
11/21	at L.A. Chargers	--	--	--	--	--	--	--	--	--	--	--	--	--	--	--	--	--	--	--	--	--		
11/28	at Cincinnati	--	--	--	--	--	--	--	--	--	--	--	--	--	--	--	--	--	--	--	--	--		
12/5	Baltimore	--	--	--	--	--	--	--	--	--	--	--	--	--	--	--	--	--	--	--	--	--		
12/9	at Minnesota	--	--	--	--	--	--	--	--	--	--	--	--	--	--	--	--	--	--	--	--	--		
12/19	Tennessee	--	--	--	--	--	--	--	--	--	--	--	--	--	--	--	--	--	--	--	--	--		
12/26	at Kansas City	--	--	--	--	--	--	--	--	--	--	--	--	--	--	--	--	--	--	--	--	--		
1/3	Cleveland	--	--	--	--	--	--	--	--	--	--	--	--	--	--	--	--	--	--	--	--	--		
1/9	at Baltimore	--	--	--	--	--	--	--	--	--	--	--	--	--	--	--	--	--	--	--	--	--		
	2021 TOTALS		103	17	16	2	0	18	19	1	0	40	5	6	0	7	7	3	170	16.5	34.0	1.65		

STEELERS 2021 REGULAR SEASON SCORING DRIVES													
DATE	OPPONENT	ACQUIRED	DRIVE START	PLAYS	YARDS	Q/TIME	FIRST DOWNS	SCORING PLAY				PIT	OPP
09/12	at Buffalo	Kickoff Downs Downs Kickoff	PIT 25 BUF 36 PIT 48 PIT 25	10 11 4 9	69 62 52 48	Q3:43:37 Q3:44:01 Q4:22:33 Q4:24:41	4 3 3 3	C. Boswell: 24-yard FG C. Boswell: 20-yard FG D. Johnson: 5-yard pass from B. Roethlisberger C. Boswell: 45-yard FG				3 10 13 23	10 10 13 13
09/19	Las Vegas	Kickoff Punt Punt	PIT 25 PIT 20 PIT 32	7 5 8	75 80 30	Q2:33:09 Q4:11:41 Q4:20:09	4 2 2	J. Smith-Schuster: 3-yard run N. Harris: 25-yard pass from B. Roethlisberger C. Boswell: 56-yard FG				7 16 17	6 14 23
09/26	Cincinnati	Punt Punt	PIT 14 PIT 4	15 18	86 88	Q2:38:32 Q3:00:03	7 5	P. Freiermuth: 4-yard pass from B. Roethlisberger Q4: C. Boswell: 26-yard FG				7 10	7 24
10/03	at Green Bay	Kickoff Kickoff Downs	PIT 25 PIT 25 PIT 35	8 10 6	75 41 65	Q1:45:46 Q2:15:14 Q4:25:53	3 3 5	D. Johnson: 45-yard pass from B. Roethlisberger C. Boswell: 52-yard FG N. Harris: 1-yard run				7 10 17	0 14 27
10/10	Denver	Kickoff Kickoff Kickoff Kickoff Punt Kickoff	PIT 15 PIT 25 PIT 25 PIT 14 PIT 25	6 9 6 7 4	85 45 75 16 49	Q1:23:58 Q1:40:11 Q2:33:35 Q3:17:16 Q4:31:17	3 3 3 2 2	D. Johnson: 50-yard pass from B. Roethlisberger Q2: C. Boswell: 48-yard FG N. Harris: 1-yard run C. Claypool: 18-yard pass from B. Roethlisberger C. Boswell: 43-yard FG				7 12 6 24 27	0 10 3 17 19
10/17	Seattle	Punt Kickoff Punt Fumble	PIT 46 PIT 16 PIT 25 SEA 16	8 14 9 9	54 84 66 -3	Q2:14:10 Q2:16:59 Q3:40:09 Q4:34:49	4 3 3 0	N. Harris: 5-yard pass from B. Roethlisberger E. Ebron: 1-yard run C. Boswell: 27-yard FG C. Boswell: 52-yard FG C. Boswell: 37-yard FG				7 14 7 20 23	0 10 10 17 20
10/31	at Cleveland	Downs Kickoff Kickoff	PIT 40 PIT 22 PIT 17	10 12 13	47 78 83	Q2:35:36 Q3:55:17 Q3:55:38	4 3 3	C. Boswell: 31-yard FG N. Harris: 8-yard run Q4: P. Freiermuth: 2-yard pass from B. Roethlisberger				3 9 15	3 10 10
11/08	Chicago	Punt Interception Kickoff Kickoff Kickoff Kickoff	PIT 41 PIT 36 PIT 25 PIT 25 PIT 25 PIT 25	6 9 6 4 7 7	59 36 75 39 119 52	Q1:32:20 Q2:13:41 Q3:35:35 Q4:22:31 Q4:39:49 Q4:21:20	4 3 4 1 1 2	N. Harris: 10-yard run Q2: P. Freiermuth: 4-yard pass from B. Roethlisberger P. Freiermuth: 10-yard pass from B. Roethlisberger C. Boswell: 54-yard FG C. Boswell: 52-yard FG C. Boswell: 40-yard FG				7 12 20 23 26 29	0 3 6 13 20 27
11/14	Detroit	Kickoff Kickoff Kickoff Punt	PIT 17 PIT 13 PIT 25 PIT 50 yard line	10 13 13 6	83 73 69 17	Q1:15:20 Q2:08:21 Q3:44:43 Q4:31:21	5 3 3 1	J. Washington: 9-yard pass from M. Rudolph C. Boswell: 20-yard FG C. Boswell: 23-yard FG C. Boswell: 51-yard FG				7 10 13 16	0 7 16 16
11/21	at L.A. Chargers	--	--	--	--	--	--	--				--	--
11/28	at Cincinnati	--	--	--	--	--	--	--				--	--
12/05	Baltimore	--	--	--	--	--	--	--				--	--
12/09	at Minnesota	--	--	--	--	--	--	--				--	--
12/19	Tennessee	--	--	--	--	--	--	--				--	--
12/26	at Kansas City	--	--	--	--	--	--	--				--	--
01/03	Cleveland	--	--	--	--	--	--	--				--	--
01/09	at Baltimore	--	--	--	--	--	--	--				--	--
AVG				9.2	60.1	4:18	3.5						
TOTALS				321	2,104	150:53	121						

STEELERS OPPONENTS 2021 REGULAR SEASON SCORING DRIVES													
DATE	OPPONENT	ACQUIRED	DRIVE START	PLAYS	YARDS	Q/TIME	FIRST DOWNS	SCORING PLAY				PIT	OPP
09/12	at Buffalo	Kickoff Punt Kickoff Kickoff	PIT 24 BUF 9 BUF 26 BUF 36	4 13 9 10	5 91 67 40	Q1:11:30 Q2:15:39 Q4:42:22 Q4:15:56	0 5 3 3	T. Bass: 37-yard FG G. Davis: 3-yard pass from J. Allen T. Bass: 25-yard FG T. Bass: 42-yard FG				0 10 20 23	3 10 13 16
09/19	Las Vegas	Interception Downs Kickoff Punt Kickoff Kickoff	PIT 39 LV 38 LV 25 LV 18 LV 25 LV 27	5 8 13 7 5 7	12 47 53 82 75 46	Q1:23:34 Q2:13:58 Q2:16:23 Q3:14:09 Q4:11:40 Q4:32:22	1 2 2 2 2 2	D. Carlson: 46-yard FG D. Carlson: 33-yard FG D. Carlson: 41-yard FG F. Moreau: 9-yard pass from D. Carr H. Ruggs III: 61-yard pass from D. Carr D. Carlson: 45-yard FG				6 0 7 7 14 17	3 6 9 16 23 26
09/26	Cincinnati	Interception Kickoff Kickoff Interception	PIT 42 CIN 25 CIN 20 PIT 19	6 3 10 3	42 75 65 19	Q1:35:51 Q2:02:27 Q3:16:13 Q3:13:33	2 3 4 2	T. Boyd: 17-yard pass from J. Burrow J. Chase: 34-yard pass from J. Burrow E. McPherson: 43-yard FG J. Chase: 9-yard pass from J. Burrow				0 7 17 7	7 14 24 24
10/03	at Green Bay	Punt Fumble Kickoff Punt	GB 36 PIT 23 GB 16 GB 25	13 4 13 12	64 23 76 64	Q1:14:51 Q2:11:33 Q2:53:36 Q3:52:29	5 3 3 3	Q2: A. Rodgers: 4-yard run R. Cobb: 23-yard pass from A. Rodgers M. Crosby: 29-yard FG M. Crosby: 29-yard FG				7 7 10 20	7 14 17 20
10/10	Denver	Punt Fumble Kickoff Punt	PIT 40 DEN 25 DEN 25 DEN 28	4 7 14 5	40 75 75 72	Q3:12:14 Q2:41:17 Q3:27:26 Q4:11:54	0 1 3 3	B. McManus: 39-yard FG Q4: K. Hinton: 2-yard pass from T. Bridgewater C. Sutton: 39-yard pass from T. Bridgewater				7 24 13 24	3 6 10 19
10/17	Seattle	Kickoff Kickoff Punt Kickoff	SEA 25 SEA 40 SEA 42 SEA 25	10 6 8 9	75 68 36 50	Q3:15:05 Q3:24:44 Q3:32:26 Q4:30:30	6 3 2 3	A. Collins: 2-yard run W. Dwyer: 1-yard pass from G. Smith Q4: J. Myers: 40-yard FG J. Myers: 43-yard FG				14 17 17 20	7 14 17 20
10/31	at Cleveland	Kickoff Punt	CLE 25 CLE 14	13 8	63 86	Q1:51:13 Q3:44:19	3 4	C. McLaughlin: 30-yard FG D. Johnson: 10-yard run				3 9	3 10
11/08	Chicago	Punt Punt Kickoff Kickoff	CHI 36 CHI 7 CHI 18 CHI 25	12 10 8 7	52 89 251 106	Q2:14:32 Q3:45:59 Q3:25:11 Q4:01:06	3 4 2 3	C. Santos: 30-yard FG C. Santos: 22-yard FG Q4: D. Mooney: 15-yard run D. Mooney: 16-yard pass from J. Fields				14 14 20 26	3 6 13 27
11/14	Detroit	Punt Kickoff Kickoff	PIT 39 DET 31 DET 15	3 12 6	39 67 85	Q2:11:28 Q2:42:22 Q3:52:51	2 3 3	J. Jefferson: 28-yard run R. Santos: 20-yard FG G. Igwebuike: 42-yard run				7 10 10	7 10 16
11/21	at L.A. Chargers	--	--	--	--	--	--	--				--	--
11/28	at Cincinnati	--	--	--	--	--	--	--				--	--
12/05	Baltimore	--	--	--	--	--	--	--				--	--
12/09	at Minnesota	--	--	--	--	--	--	--				--	--
12/19	Tennessee	--	--	--	--	--	--	--				--	--
12/26	at Kansas City	--	--	--	--	--	--	--				--	--
01/03	Cleveland	--	--	--	--	--	--	--				--	--
01/09	at Baltimore	--	--	--	--	--	--	--				--	--
AVG				8.0	56.6	3:35	3.1						
TOTALS				289	2,039	129:16	113						

PLAYERS

(AS OF NOV 16, 2021, 4:14 AM PST)

2021 : REGULAR SEASON

PLAYS			NET YARDS			TIME		
DATE	OPPONENT	PLAYS	DATE	OPPONENT	NET YARDS	DATE	OPPONENT	TIME
9/26	Cincinnati	18 (field goal)	9/26	Cincinnati	88 (field goal) [PEN: -7, GROSS: 95]	9/26	Cincinnati	9:03 (field goal)
10/17	Seattle	14 (touchdown)	10/10	Denver	86 (touchdown) [PEN: 5, GROSS: 81]	11/14	Detroit	8:21 (field goal)
10/10	Denver	14 (touchdown)	10/17	Seattle	84 (touchdown) [PEN: 20, GROSS: 64]	10/10	Denver	7:16 (touchdown)
10/31	at Cleveland	13 (touchdown)	10/31	at Cleveland	83 (touchdown) [PEN: -5, GROSS: 88]	10/17	Seattle	6:59 (touchdown)
11/14	Detroit	13 (field goal)	11/14	Detroit	83 (touchdown) [PEN: 29, GROSS: 54]	10/31	at Cleveland	5:57 (touchdown)
11/14	Detroit	13 (field goal)	9/19	Las Vegas	80 (touchdown) [PEN: 0, GROSS: 80]	11/8	Chicago	5:35 (touchdown)
11/8	Chicago	11 (field goal)	11/8	Chicago	75 (touchdown) [PEN: 0, GROSS: 75]	10/3	at Green Bay	5:14 (field goal)
9/12	at Buffalo	11 (field goal)	10/3	at Green Bay	75 (touchdown) [PEN: 0, GROSS: 75]	9/19	Las Vegas	4:38 (downs)
9/19	Las Vegas	10 (downs)	9/12	at Buffalo	69 (field goal) [PEN: 5, GROSS: 64]	9/12	at Buffalo	4:37 (field goal)
10/3	at Green Bay	10 (field goal)	11/21	at L.A. Chargers	--	11/21	at L.A. Chargers	--
11/21	at L.A. Chargers	--	11/28	at Cincinnati	--	11/28	at Cincinnati	--
11/28	at Cincinnati	--	12/5	Baltimore	--	12/5	Baltimore	--
12/5	Baltimore	--	12/9	at Minnesota	--	12/9	at Minnesota	--
12/9	at Minnesota	--	12/19	Tennessee	--	12/19	Tennessee	--
12/19	Tennessee	--	12/26	at Kansas City	--	12/26	at Kansas City	--
12/26	at Kansas City	--	1/3	Cleveland	--	1/3	Cleveland	--
1/3	Cleveland	--	1/9	at Baltimore	--	1/9	at Baltimore	--
1/9	at Baltimore	--	--	--	--	--	--	--

DATE	OPPONENT	OFFENSE	DEFENSE
09/12	at Buffalo	FG - 24 yards FG - 20 yards TD - Pass	FG - 37 yards TD - Pass FG - 25 yards FG - 42 yards
09/19	Las Vegas	TD - Run	FG - 33 yards FG - 41 yards TD - Pass
09/26	Cincinnati	TD - Pass FG - 26 yards Downs	TD - Pass TD - Pass TD - Pass
10/03	at Green Bay	TD - Run	TD - Run FG - 26 yards FG - 29 yards TD - Pass
10/10	Denver	TD - Run TD - Pass	FG - 29 yards TD - Pass Interception
10/17	Seattle	TD - Pass TD - Run FG - 27 yards FG - 37 yards	TD - Run TD - Pass FG - 40 yards
10/31	at Cleveland	FG - 31 yards Downs TD - Run TD - Pass	FG - 30 yards TD - Run
11/08	Chicago	TD - Run TD - Pass TD - Pass	FG - 30 yards FG - 22 yards TD - Run TD - Pass
11/14	Detroit	TD - Pass FG - 20 yards FG - 23 yards	FG - 20 yards
11/21	at L.A. Chargers	--	--
11/28	at Cincinnati	--	--
12/05	Baltimore	--	--
12/09	at Minnesota	--	--
12/19	Tennessee	--	--
12/26	at Kansas City	--	--
01/03	Cleveland	--	--
01/09	at Baltimore	--	--

OFFENSE DEFENSE		
Inside the 20	24	26
Scores	22	25
Touchdowns	14	12
Field Goals	8	13
Total Points in 20	119	123
Fumbles	0	0
Interceptions	0	1
Missed Field Goals	0	0
Lost on Downs	2	0
End of Half/Game	0	0
TDs Outside	3	6
Red-Zone Percentage	58.3	46.2

STEELERS 2021 REGULAR SEASON INSIDE 20 EFFICIENCY

STEELERS																		
Date	Opponent	Pos	TD	PAT	2-Pt.	Miss PAT	FG	FGA	Blk/ MFG	INT	Fum	Dwns	Half	Game	Pts	TD%	Score Pct.	Pts/Poss
09/12	at Buffalo	3	1	1	0	0	2	2	0	0	0	0	0	0	13	33.3	100.0	4.3
09/19	Las Vegas	1	1	1	0	0	0	0	0	0	0	0	0	0	7	100.0	100.0	7.0
09/26	Cincinnati	3	1	1	0	0	1	1	0	0	0	1	0	0	10	33.3	66.7	3.3
10/03	at Green Bay	1	1	1	0	0	0	0	0	0	0	0	0	0	7	100.0	100.0	7.0
10/10	Denver	2	2	2	0	0	0	0	0	0	0	0	0	0	14	100.0	100.0	7.0
10/17	Seattle	4	2	2	0	0	2	2	0	0	0	0	0	0	20	50.0	100.0	5.0
10/31	at Cleveland	4	2	0	0	0	1	1	0	0	0	1	0	0	15	50.0	75.0	3.8
11/08	Chicago	3	3	2	0	1	0	0	0	0	0	0	0	0	20	100.0	100.0	6.7
11/14	Detroit	3	1	1	0	0	2	2	0	0	0	0	0	0	13	33.3	100.0	4.3
11/21	at L.A. Chargers	--	--	--	--	--	--	--	--	--	--	--	--	--	--	--	--	--
11/28	at Cincinnati	--	--	--	--	--	--	--	--	--	--	--	--	--	--	--	--	--
12/05	Baltimore	--	--	--	--	--	--	--	--	--	--	--	--	--	--	--	--	--
12/09	at Minnesota	--	--	--	--	--	--	--	--	--	--	--	--	--	--	--	--	--
12/19	Tennessee	--	--	--	--	--	--	--	--	--	--	--	--	--	--	--	--	--
12/26	at Kansas City	--	--	--	--	--	--	--	--	--	--	--	--	--	--	--	--	--
01/03	Cleveland	--	--	--	--	--	--	--	--	--	--	--	--	--	--	--	--	--
01/09	at Baltimore	--	--	--	--	--	--	--	--	--	--	--	--	--	--	--	--	--
TOTALS		24	14	11	0	1	8	8	0	0	0	2	0	0	119	58.3	91.7	5.0

OPPONENT 2021 REGULAR SEASON INSIDE 20 EFFICIENCY

OPPONENT																		
Date	Opponent	Pos	TD	PAT	2-Pt.	Miss PAT	FG	FGA	Blk/ MFG	INT	Fum	Dwns	Drive Ends			Score	Pts/Poss	
													Half	Game	Pts	TD%	Pct.	
09/12	at Buffalo	4	1	1	0	0	3	3	0	0	0	0	0	0	16	25.0	100.0	
09/19	Las Vegas	3	1	1	0	0	2	2	0	0	0	0	0	0	13	33.3	100.0	
09/26	Cincinnati	2	2	2	0	0	0	0	0	0	0	0	0	0	14	100.0	100.0	
10/03	at Green Bay	4	2	2	0	0	2	2	0	0	0	0	0	0	20	50.0	100.0	
10/10	Denver	3	1	1	0	0	1	1	0	1	0	0	0	0	10	33.3	66.7	
10/17	Seattle	3	2	2	0	0	1	1	0	0	0	0	0	0	17	66.7	100.0	
10/31	at Cleveland	2	1	1	0	0	1	1	0	0	0	0	0	0	10	50.0	100.0	
11/08	Chicago	4	2	2	0	0	2	2	0	0	0	0	0	0	20	50.0	100.0	
11/14	Detroit	1	0	0	0	0	1	1	0	0	0	0	0	0	3	0.0	100.0	
11/21	at L.A. Chargers	--	--	--	--	--	--	--	--	--	--	--	--	--	--	--	--	
11/28	at Cincinnati	--	--	--	--	--	--	--	--	--	--	--	--	--	--	--	--	
12/05	Baltimore	--	--	--	--	--	--	--	--	--	--	--	--	--	--	--	--	
12/09	at Minnesota	--	--	--	--	--	--	--	--	--	--	--	--	--	--	--	--	
12/19	Tennessee	--	--	--	--	--	--	--	--	--	--	--	--	--	--	--	--	
12/26	at Kansas City	--	--	--	--	--	--	--	--	--	--	--	--	--	--	--	--	
01/03	Cleveland	--	--	--	--	--	--	--	--	--	--	--	--	--	--	--	--	
01/09	at Baltimore	--	--	--	--	--	--	--	--	--	--	--	--	--	--	--	--	
TOTALS		26	12	12	0	0	13	13	0	1	0	0	0	0	123	46.2	96.2	

STEELERS 2021 REGULAR SEASON YARDS GAINED BY DOWN																									
STEELERS													OPPONENT												
		1ST DOWN			2ND DOWN			3RD DOWN			4TH DOWN			1ST DOWN			2ND DOWN			3RD DOWN			4TH DOWN		
Date	Opponent	Att	Yds	Avg	Att	Yds	Avg	Att	Yds	Avg	Att	Yds	Avg	Att	Yds	Avg	Att	Yds	Avg	Att	Yds	Avg	Att	Yds	Avg
09/12	at Buffalo	24	96	4.0	19	105	5.5	12	51	4.3	0	0	0.0	31	135	4.4	27	151	5.6	18	78	4.3	3	7	2.3
09/19	Las Vegas	23	91	4.0	20	130	6.5	12	110	9.2	1	0	0.0	30	189	6.3	20	114	5.7	13	120	9.2	1	2	2.0
09/26	Cincinnati	31	106	3.4	25	136	5.4	19	108	5.7	2	-1	-0.5	21	164	7.8	12	33	2.8	9	71	7.9	0	0	0.0
10/03	at Green Bay	25	111	4.4	20	121	6.1	11	49	4.5	2	1	0.5	31	134	4.3	25	150	6.0	15	83	5.5	1	0	0.0
10/10	Denver	26	90	3.5	23	179	7.8	12	122	10.2	0	0	0.0	24	143	6.0	18	87	4.8	12	112	9.3	4	32	8.0
10/17	Seattle	33	165	5.0	24	102	4.3	14	78	5.6	0	0	0.0	30	126	4.2	22	150	6.8	12	33	2.8	0	0	0.0
10/31	at Cleveland	30	150	5.0	22	151	6.9	13	73	5.6	3	3	1.0	26	135	5.2	20	110	5.5	10	62	6.2	2	-1	-0.5
11/08	Chicago	26	144	5.5	21	73	3.5	17	67	3.9	2	3	1.5	29	242	8.3	17	87	5.1	12	85	7.1	0	0	0.0
11/14	Detroit	35	127	3.6	29	169	5.8	17	91	5.4	0	0	0.0	28	179	6.4	20	37	1.9	18	78	4.3	3	12	4.0
11/21	at L.A. Chargers	--	--	--	--	--	--	--	--	--	--	--	--	--	--	--	--	--	--	--	--	--	--	--	--
11/28	at Cincinnati	--	--	--	--	--	--	--	--	--	--	--	--	--	--	--	--	--	--	--	--	--	--	--	--
12/05	Baltimore	--	--	--	--	--	--	--	--	--	--	--	--	--	--	--	--	--	--	--	--	--	--	--	--
12/09	at Minnesota	--	--	--	--	--	--	--	--	--	--	--	--	--	--	--	--	--	--	--	--	--	--	--	--
12/19	Tennessee	--	--	--	--	--	--	--	--	--	--	--	--	--	--	--	--	--	--	--	--	--	--	--	--
12/26	at Kansas City	--	--	--	--	--	--	--	--	--	--	--	--	--	--	--	--	--	--	--	--	--	--	--	--
01/03	Cleveland	--	--	--	--	--	--	--	--	--	--	--	--	--	--	--	--	--	--	--	--	--	--	--	--
01/09	at Baltimore	--	--	--	--	--	--	--	--	--	--	--	--	--	--	--	--	--	--	--	--	--	--	--	--
TOTALS		253	1,080	4.3	203	1,166	5.7	127	749	5.9	10	6	0.6	250	1,447	5.8	181	919	5.1	119	722	6.1	14	52	3.7

STEELERS 2021 REGULAR SEASON THIRD DOWN EFFICIENCY

STEELERS												
Date	Opponent	3rd & 1	3rd & 2	3rd & 3	3rd & 4	3rd & 5	3rd & 6	3rd & 7	3rd & 8	3rd & 9	3rd & 10+	Total
09/12	at Buffalo	1/1	1/1	0/0	1/4	0/1	0/1	0/0	1/1	0/0	0/3	4/12
09/19	Las Vegas	0/0	1/1	0/0	0/1	1/1	0/1	0/0	2/2	0/1	1/5	5/12
09/26	Cincinnati	0/0	3/4	0/0	2/3	2/2	0/2	0/0	0/0	0/0	2/8	9/19
10/03	at Green Bay	1/1	1/1	1/1	1/3	0/2	0/1	0/0	0/1	0/0	0/1	4/11
10/10	Denver	1/1	2/3	2/2	0/0	0/1	0/0	1/2	0/0	0/0	1/3	7/12
10/17	Seattle	1/1	1/1	1/1	1/2	0/0	0/1	0/1	0/1	0/2	1/4	5/14
10/31	at Cleveland	0/0	1/2	0/0	0/0	2/3	0/0	0/0	0/2	1/1	0/5	4/13
11/08	Chicago	2/5	0/2	0/1	1/1	0/0	0/0	2/2	1/2	0/0	0/4	6/17
11/14	Detroit	1/1	0/0	1/2	1/3	0/2	1/1	0/1	2/3	1/1	0/3	7/17
11/21	at L.A. Chargers	--	--	--	--	--	--	--	--	--	--	--
11/28	at Cincinnati	--	--	--	--	--	--	--	--	--	--	--
12/05	Baltimore	--	--	--	--	--	--	--	--	--	--	--
12/09	at Minnesota	--	--	--	--	--	--	--	--	--	--	--
12/19	Tennessee	--	--	--	--	--	--	--	--	--	--	--
12/26	at Kansas City	--	--	--	--	--	--	--	--	--	--	--
01/03	Cleveland	--	--	--	--	--	--	--	--	--	--	--
01/09	at Baltimore	--	--	--	--	--	--	--	--	--	--	--
TOTALS		7/10	10/15	5/7	7/17	5/12	1/7	3/6	6/12	2/5	5/36	51/127
		70.0%	66.7%	71.4%	41.2%	41.7%	14.3%	50.0%	50.0%	40.0%	13.9%	40.2%
		3RD & 1-3: 22 / 32 = 68.8%			3RD & 4-6: 13 / 36 = 36.1%			3RD & 7-10+: 16 / 59 = 27.1%				

OPPONENT 2021 REGULAR SEASON THIRD DOWN EFFICIENCY

OPPONENT												
Date	Opponent	3rd & 1	3rd & 2	3rd & 3	3rd & 4	3rd & 5	3rd & 6	3rd & 7	3rd & 8	3rd & 9	3rd & 10+	Total
09/12	at Buffalo	1/2	0/0	3/5	0/0	1/3	0/1	0/0	1/2	1/1	1/4	8/18
09/19	Las Vegas	1/1	0/1	1/3	1/1	0/0	0/1	0/1	0/0	1/3	1/2	5/13
09/26	Cincinnati	0/1	1/1	1/1	0/0	0/0	0/0	0/0	1/2	0/0	0/4	3/9
10/03	at Green Bay	3/3	0/0	1/2	1/3	0/0	1/1	1/1	0/0	1/2	1/3	9/15
10/10	Denver	1/1	0/2	0/1	0/0	1/1	0/0	0/1	0/0	0/1	0/5	2/12
10/17	Seattle	1/2	0/1	0/0	0/2	0/1	0/0	1/1	1/1	0/0	0/4	3/12
10/31	at Cleveland	0/0	0/1	0/0	1/1	0/0	2/2	0/1	0/0	0/0	0/5	3/10
11/08	Chicago	1/2	2/2	0/0	0/0	0/2	0/0	0/0	1/1	0/1	0/4	4/12
11/14	Detroit	1/1	0/0	1/1	0/1	0/1	1/2	0/1	0/1	1/1	0/9	4/18
11/21	at L.A. Chargers	--	--	--	--	--	--	--	--	--	--	--
11/28	at Cincinnati	--	--	--	--	--	--	--	--	--	--	--
12/05	Baltimore	--	--	--	--	--	--	--	--	--	--	--
12/09	at Minnesota	--	--	--	--	--	--	--	--	--	--	--
12/19	Tennessee	--	--	--	--	--	--	--	--	--	--	--
12/26	at Kansas City	--	--	--	--	--	--	--	--	--	--	--
01/03	Cleveland	--	--	--	--	--	--	--	--	--	--	--
01/09	at Baltimore	--	--	--	--	--	--	--	--	--	--	--
TOTALS		9/13	3/8	7/13	3/8	2/8	4/7	2/6	4/7	4/9	3/40	41/119
		69.2%	37.5%	53.8%	37.5%	25.0%	57.1%	33.3%	57.1%	44.4%	7.5%	34.5%
		3RD & 1-3: 19 / 34 = 55.9%			3RD & 4-6: 9 / 23 = 39.1%			3RD & 7-10+: 13 / 62 = 21.0%				

2021 REGULAR SEASON FOURTH DOWN EFFICIENCY													
STEELERS								OPPONENT					
Date	Opponent	4th & 1	4th & 2	4th & 3	4th & 4	4th & 5+	Total	4th & 1	4th & 2	4th & 3	4th & 4	4th & 5+	Total
09/12	at Buffalo	0 / 0	0 / 0	0 / 0	0 / 0	0 / 0	0 / 0	0 / 1	0 / 0	0 / 0	0 / 0	1 / 2	1 / 3
09/19	Las Vegas	0 / 0	0 / 0	0 / 0	0 / 1	0 / 0	0 / 1	1 / 1	0 / 0	0 / 0	0 / 0	0 / 0	1 / 1
09/26	Cincinnati	0 / 0	0 / 1	0 / 0	0 / 0	0 / 1	0 / 2	0 / 0	0 / 0	0 / 0	0 / 0	0 / 0	0 / 0
10/03	at Green Bay	0 / 0	0 / 0	0 / 0	0 / 1	0 / 1	0 / 2	0 / 0	0 / 0	0 / 0	0 / 1	0 / 0	0 / 1
10/10	Denver	0 / 0	0 / 0	0 / 0	0 / 0	0 / 0	0 / 0	0 / 0	2 / 2	0 / 1	0 / 0	1 / 1	3 / 4
10/17	Seattle	0 / 0	0 / 0	0 / 0	0 / 0	0 / 0	0 / 0	0 / 0	0 / 0	0 / 0	0 / 0	0 / 0	0 / 0
10/31	at Cleveland	1 / 1	1 / 1	0 / 0	0 / 0	0 / 2	2 / 4	0 / 1	0 / 0	0 / 0	0 / 0	0 / 1	0 / 2
11/08	Chicago	2 / 2	0 / 0	0 / 0	0 / 0	0 / 0	2 / 2	0 / 0	0 / 0	0 / 0	0 / 0	0 / 0	0 / 0
11/14	Detroit	0 / 0	0 / 0	0 / 0	0 / 0	0 / 0	0 / 0	2 / 2	0 / 0	0 / 0	0 / 0	0 / 0	2 / 2
11/21	at L.A. Chargers	--	--	--	--	--	--	--	--	--	--	--	--
11/28	at Cincinnati	--	--	--	--	--	--	--	--	--	--	--	--
12/05	Baltimore	--	--	--	--	--	--	--	--	--	--	--	--
12/09	at Minnesota	--	--	--	--	--	--	--	--	--	--	--	--
12/19	Tennessee	--	--	--	--	--	--	--	--	--	--	--	--
12/26	at Kansas City	--	--	--	--	--	--	--	--	--	--	--	--
01/03	Cleveland	--	--	--	--	--	--	--	--	--	--	--	--
01/09	at Baltimore	--	--	--	--	--	--	--	--	--	--	--	--
TOTALS		3 / 3	1 / 2	0 / 0	0 / 2	0 / 4	4 / 11	3 / 5	2 / 2	0 / 1	0 / 1	2 / 4	7 / 13
		100.0%	50.0%	0.0%	0.0%	0.0%	36.4%	60.0%	100.0%	0.0%	0.0%	50.0%	53.8%

STEELERS 2021 REGULAR SEASON - BIG PLAYS: RUSH 10+, RECEPTIONS 20+, RETURNS 30+

BIG PLAYS

MIN. RUNS 10; RECEPTIONS 20; RETURNS 30 YARDS

Date	Opp	Gain	Player	Qtr	Result
10/10	DEN	59	Ben Roethlisberger to Chase Claypool	2	TD
09/19	LV	52	Ben Roethlisberger to Chase Claypool	4	TD
10/10	DEN	50 ¹	Ben Roethlisberger to Dontae Johnson	1'	TD
10/31	at CLE	50	Ben Roethlisberger to Dontae Johnson	4	Downs
10/03	at GB	45 ¹	Ben Roethlisberger to Dontae Johnson	1	TD
11/08	CHI	42	Ben Roethlisberger to James Washington	3	TD
09/19	LV	41	Ben Roethlisberger to Dontae Johnson	2	TD
10/03	at GB	40	Ray-Ray McCloud	3	Downs
10/03	at GB	38	Ray-Ray McCloud	2	Half
10/17	SEA	37	Ray-Ray McCloud	1	Punt
11/14	DET	36	Mason Rudolph to Dontae Johnson	5	Fumble
10/03	at GB	30	Ben Roethlisberger to James Washington	4	TD
09/26	CIN	29	Ben Roethlisberger to Chase Claypool	4	Downs
11/08	CHI	26	Ben Roethlisberger to Chase Claypool	1	TD
11/14	DET	26	Mason Rudolph	3'	FG
09/12	at BUF	25	Chase Claypool	3	FG
09/19	LV	25 ¹	Ben Roethlisberger to Najee Harris	4'	TD
10/17	SEA	25	Diontae Johnson	2	TD
09/12	at BUF	24	Ben Roethlisberger to Pat Freiermuth	3	FG
09/12	at BUF	24	Ben Roethlisberger to JuJu Smith-Schuster	4	FG
09/26	CIN	24	Ben Roethlisberger to Ray-Ray McCloud	4	FG
10/31	at CLE	24	Ben Roethlisberger to Zach Gentry	4'	TD
10/10	DEN	23	Ben Roethlisberger to Chase Claypool	1'	TD
10/17	SEA	23	Ben Roethlisberger to Dontae Johnson	3	FG
09/12	at BUF	22	Ben Roethlisberger to Chase Claypool	3	FG
10/10	DEN	22	Ben Roethlisberger to Dontae Johnson	4	FG
10/31	at CLE	22	Ben Roethlisberger to Pat Freiermuth	3	TD
11/08	CHI	22	Ben Roethlisberger to Dontae Johnson	4	FG
09/26	CIN	21	Ben Roethlisberger to Najee Harris	3	Miss FG
09/26	CIN	20	Najee Harris	2	TD
10/10	DEN	20	Najee Harris	2	FG
10/31	at CLE	20	Ben Roethlisberger to Najee Harris	3'	TD
11/14	DET	20	Mason Rudolph to Dontae Johnson	2	FG
09/12	at BUF	18	Najee Harris	4	TD
10/10	DEN	18	Najee Harris	3	TD
10/31	at CLE	16	Chase Claypool	2'	Downs
09/19	LV	14	Najee Harris	1	INT
09/19	LV	14	Najee Harris	2	TD
10/10	DEN	13	Najee Harris	2	Half
11/08	CHI	13	Najee Harris	4	FG
11/08	CHI	12	James Washington	1'	TD
11/14	DET	12	Najee Harris	2	FG
10/03	at GB	11	Najee Harris	3	Downs
10/17	SEA	11	Kalen Ballage	4'	Fumble
10/31	at CLE	11	Najee Harris	2'	Downs
11/08	CHI	11	Diontae Johnson	3'	TD
11/08	CHI	11	Chase Claypool	3'	TD
11/14	DET	11	Najee Harris	1	TD
11/14	DET	11	Mason Rudolph	3'	FG
10/03	at GB	10	Najee Harris	1	TD
10/17	SEA	10	Najee Harris	4'	Fumble
10/31	at CLE	10	Ray-Ray McCloud	2	FG
11/08	CHI	10 ¹	Najee Harris	1'	TD

BIG RUN PLAYS

MIN. 10 YARDS

Date	Opp	Gain	Player	Qtr	Result
11/14	DET	26	Mason Rudolph	3'	FG
09/12	at BUF	25	Chase Claypool	3	FG
10/17	SEA	25	Diontae Johnson	2	TD
09/26	CIN	20	Najee Harris	2	TD
10/10	DEN	20	Najee Harris	2	FG
09/12	at BUF	18	Najee Harris	4	TD
10/10	DEN	18	Najee Harris	3	TD
10/31	at CLE	16	Chase Claypool	2'	Downs
09/19	LV	14	Najee Harris	1	INT
09/19	LV	14	Najee Harris	2	TD
10/10	DEN	13	Najee Harris	2	Half
11/08	CHI	13	Najee Harris	4	FG
11/08	CHI	12	James Washington	1'	TD
11/14	DET	12	Najee Harris	2	FG
10/03	at GB	11	Najee Harris	3	Downs
10/17	SEA	11	Kalen Ballage	4'	Fumble
10/31	at CLE	11	Najee Harris	2'	Downs
11/08	CHI	11	Diontae Johnson	3'	TD
11/08	CHI	11	Chase Claypool	3'	TD
11/14	DET	11	Najee Harris	1	TD
11/14	DET	11	Mason Rudolph	3'	FG
10/03	at GB	10	Najee Harris	1	TD
10/17	SEA	10	Najee Harris	4'	Fumble
10/17	SEA	10	Najee Harris	4	FG
10/31	at CLE	10	Ray-Ray McCloud	2	FG
11/08	CHI	10 ¹	Najee Harris	1'	TD

BIG PASS PLAYS

MIN. 20 YARDS

Date	Opp	Gain	Player	Qtr	Result
10/10	DEN	59	Ben Roethlisberger to Chase Claypool	2	TD
09/19	LV	52	Ben Roethlisberger to Chase Claypool	4'	TD
10/10	DEN	50 ¹	Ben Roethlisberger to Dontae Johnson	1'	TD
10/31	at CLE	50	Ben Roethlisberger to Dontae Johnson	4	Downs
10/03	at GB	45 ¹	Ben Roethlisberger to Dontae Johnson	1	TD
11/08	CHI	42	Ben Roethlisberger to James Washington	3	TD

09/19	LV	41	Ben Roethlisberger to Dontae Johnson	2	TD
11/14	DET	36	Mason Rudolph to Dontae Johnson	5	Fumble
10/03	at GB	30	Ben Roethlisberger to James Washington	4	TD
09/26	CIN	29	Ben Roethlisberger to Chase Claypool	4	Downs
11/08	CHI	26	Ben Roethlisberger to Chase Claypool	1	TD
09/19	LV	25 ¹	Ben Roethlisberger to Najee Harris	4'	TD
09/12	at BUF	24	Ben Roethlisberger to Pat Freiermuth	3	FG
09/12	at BUF	24	Ben Roethlisberger to JuJu Smith-Schuster	4	FG
09/26	CIN	24	Ben Roethlisberger to Ray-Ray McCloud	4	FG
10/31	at CLE	24	Ben Roethlisberger to Zach Gentry	4'	TD
10/10	DEN	23	Ben Roethlisberger to Chase Claypool	1'	TD
10/17	SEA	23	Ben Roethlisberger to Dontae Johnson	3	FG
09/12	at BUF	22	Ben Roethlisberger to Chase Claypool	3	FG
10/10	DEN	22	Ben Roethlisberger to Dontae Johnson	4	FG
10/31	at CLE	22	Ben Roethlisberger to Pat Freiermuth	3	TD
11/08	CHI	22	Ben Roethlisberger to Dontae Johnson	4	FG
09/26	CIN	21	Ben Roethlisberger to Najee Harris	3	Miss FG
10/31	at CLE	20	Ben Roethlisberger to Najee Harris	3'	TD
11/14	DET	20	Mason Rudolph to Dontae Johnson	2	FG

BIG PUNT RETURN PLAYS

MIN. 30 YARDS

Date	Opp	Gain	Player	Qtr	Result
10/17	SEA	37	Ray-Ray McCloud	1	Punt

¹ - result within the same drive

BIG PLAYS

MIN. RUNS 10; RECEPTIONS 20; RETURNS 30 YARDS

Date	Opp	Gain	Player	Qtr	Result
09/12 at BUF	75	Isaiah McKenzie	1	FG	
09/19 LV	611	Derek Carr to Henry Ruggs III	4	TD	
11/08 CHI	50	Justin Fields to Marquise Goodwin	3	FG	
10/10 DEN	49	Javonte Williams	2	FG	
11/14 DET	48	Kalif Raymond	2	Punt	
11/14 DET	421	Godwin Igwebuike	3'	TD	
10/17 SEA	41	Geno Smith to Gerald Everett	3	TD	
10/10 DEN	391	Teddy Bridgewater to Courtland Sutton	4	TD	
11/08 CHI	39	Justin Fields to Allen Robinson II	4	TD	
10/17 SEA	38	DeeJay Dallas	3	TD	
09/12 at BUF	37	Josh Allen to Gabriel Davis	2	TD	
09/26 CIN	341	Joe Burrow to Ja'Marr Chase	2	TD	
10/17 SEA	34	DeeJay Dallas	2	Punt	
11/08 CHI	32	Jakeem Grant Sr.	4	Fumble	
09/19 LV	30	Derek Carr to Henry Ruggs III	3'	TD	
09/26 CIN	30	Brandon Wilson	4	Punt	
11/14 DET	30	Jared Goff to Amon-Ra St. Brown	5	Punt	
10/03 at GB	28	Aaron Rodgers to Allen Lazard	3	Fumble	
11/08 CHI	28	Justin Fields to Jimmy Graham	4'	TD	
11/14 DET	281	Jermar Jefferson	2	TD	
09/26 CIN	27	Joe Mixon	2	Punt	
10/17 SEA	27	Geno Smith to Travis Homer	1	Punt	
10/03 at GB	26	Aaron Rodgers to Aaron Jones	3'	FG	
10/17 SEA	26	Travis Homer	3'	FG	
09/12 at BUF	25	Devin Singletary	4'	FG	
09/19 LV	25	Derek Carr to Foster Moreau	2	FG	
09/19 LV	25	Derek Carr to Darren Waller	4	FG	
10/03 at GB	25	Aaron Rodgers to Randall Cobb	3'	FG	
10/03 at GB	25	AJ Dillon	3	TD	
10/10 DEN	25	Teddy Bridgewater to Courtland Sutton	4	TD	
11/08 CHI	25	Justin Fields to Cole Kmet	2	Punt	
10/31 at CLE	24	Baker Mayfield to David Njoku	4	Fumble	
09/19 LV	23	Derek Carr to Hunter Renfrow	3'	TD	
10/03 at GB	231	Aaron Rodgers to Randall Cobb	2	TD	
10/10 DEN	23	Teddy Bridgewater to Tim Patrick	4'	INT	
10/10 DEN	23	Teddy Bridgewater to Kendall Hinton	4'	INT	
11/14 DET	22	Jared Goff to Kalif Raymond12 -> D'Andre Swift2	5	Game	
10/03 at GB	21	Aaron Rodgers to Davante Adams	1	Punt	
10/17 SEA	21	Alex Collins	3'	TD	
10/17 SEA	21	Geno Smith to Tyler Lockett	5	Punt	
10/31 at CLE	21	Nick Chubb	3'	TD	
10/31 at CLE	21	Baker Mayfield to Harrison Bryant	3	TD	
11/08 CHI	21	David Montgomery	1	INT	
11/08 CHI	21	Justin Fields to Cole Kmet	2	FG	
11/14 DET	21	D'Andre Swift	2'	FG	
11/08 CHI	20	Justin Fields to Darnell Mooney	3'	TD	
11/14 DET	16	D'Andre Swift	3'	TD	
09/12 at BUF	15	Devin Singletary	4'	FG	
10/03 at GB	15	Aaron Jones	2	FG	
11/08 CHI	151	Darnell Mooney	4'	TD	
11/14 DET	15	D'Andre Swift	2'	FG	
10/17 SEA	14	Alex Collins	3'	FG	
10/31 at CLE	14	Nick Chubb	3'	FG	
11/14 DET	14	Godwin Igwebuike	3'	TD	
09/19 LV	13	Peyton Barber	4	FG	
10/31 at CLE	12	Nick Chubb	4	Downs	
11/08 CHI	12	David Montgomery	3'	TD	
11/14 DET	12	D'Andre Swift	3'	TD	
09/12 at BUF	11	Josh Allen	3	Downs	
09/19 LV	11	Peyton Barber	4	Punt	
09/26 CIN	11	Joe Mixon	3'	FG	
09/26 CIN	11	Joe Mixon	3'	FG	
10/10 DEN	11	Teddy Bridgewater	4'	TD	
10/17 SEA	11	Alex Collins	3'	TD	
10/31 at CLE	11	D'Ernest Johnson	2	Punt	
10/10 DEN	10	Javonte Williams	4'	TD	
10/17 SEA	10	DeeJay Dallas	4	Punt	
10/31 at CLE	101	D'Ernest Johnson	3'	TD	
11/08 CHI	10	David Montgomery	3	FG	
11/14 DET	10	D'Andre Swift	2'	FG	

BIG RUN PLAYS

MIN. 10 YARDS

Date	Opp	Gain	Player	Qtr	Result
10/10 DEN	49	Javonte Williams	2	FG	
11/14 DET	421	Godwin Igwebuike	3'	TD	
11/14 DET	281	Jermar Jefferson	2	TD	
09/26 CIN	27	Joe Mixon	2	Punt	
10/17 SEA	26	Travis Homer	3'	FG	
09/12 at BUF	25	Devin Singletary	4	FG	
10/03 at GB	25	AJ Dillon	3	TD	

10/17 SEA	21	Alex Collins	3'	TD
10/31 at CLE	21	Nick Chubb	3'	TD
11/08 CHI	21	David Montgomery	1	INT
11/14 DET	21	D'Andre Swift	2'	FG
11/14 DET	16	D'Andre Swift	3'	TD
09/12 at BUF	15	Devin Singletary	4	FG
10/03 at GB	15	Aaron Jones	2	FG
11/08 CHI	151	Darnell Mooney	4'	TD
11/14 DET	15	D'Andre Swift	2'	FG
10/17 SEA	14	Alex Collins	3'	FG
10/31 at CLE	14	Nick Chubb	1	FG
11/14 DET	14	Godwin Igwebuike	3'	TD
09/19 LV	13	Peyton Barber	4	FG
10/31 at CLE	12	Nick Chubb	4	Downs
11/08 CHI	12	David Montgomery	3'	TD
11/14 DET	12	D'Andre Swift	3'	TD
09/12 at BUF	11	Josh Allen	3	Downs
09/19 LV	11	Peyton Barber	4	Punt
09/26 CIN	11	Joe Mixon	3'	FG
09/26 CIN	11	Joe Mixon	3'	FG
10/10 DEN	11	Teddy Bridgewater	4'	TD
10/17 SEA	11	Alex Collins	3'	TD
10/31 at CLE	11	D'Ernest Johnson	2	Punt
10/10 DEN	10	Javonte Williams	4'	TD
10/17 SEA	10	DeeJay Dallas	4	Punt
10/31 at CLE	10	D'Ernest Johnson	3'	TD
11/08 CHI	10	David Montgomery	3	FG
11/14 DET	10	D'Andre Swift	2'	FG

BIG PASS PLAYS

MIN. 20 YARDS

Date	Opp	Gain	Player	Qtr	Result
09/19 LV	611	Derek Carr to Henry Ruggs III	4	TD	
11/08 CHI	50	Justin Fields to Marquise Goodwin	3	FG	
10/17 SEA	41	Geno Smith to Gerald Everett	3	TD	
10/10 DEN	391	Teddy Bridgewater to Courtland Sutton	4	TD	
11/08 CHI	39	Justin Fields to Allen Robinson II	4	TD	
09/12 at BUF	37	Josh Allen to Gabriel Davis	2	TD	
09/26 CIN	341	Joe Burrow to Ja'Marr Chase	2	TD	
09/19 LV	30	Derek Carr to Henry Ruggs III	3	TD	
11/14 DET	30	Jared Goff to Amon-Ra St. Brown	5	Punt	
10/03 at GB	28	Aaron Rodgers to Allen Lazard	3	Fumble	
11/08 CHI	28	Justin Fields to Jimmy Graham	4'	TD	
10/17 SEA	27	Geno Smith to Travis Homer	1	Punt	
10/03 at GB	26	Aaron Rodgers to Aaron Jones	3'	FG	
09/19 LV	25	Derek Carr to Foster Moreau	2	FG	
09/19 LV	25	Derek Carr to Darren Waller	4	FG	
10/03 at GB	25	Aaron Rodgers to Randall Cobb	3'	FG	
10/10 DEN	25	Teddy Bridgewater to Courtland Sutton	4	TD	
11/08 CHI	25	Justin Fields to Cole Kmet	2	Punt	
10/31 at CLE	24	Baker Mayfield to David Njoku	4	Fumble	
09/19 LV	23	Derek Carr to Hunter Renfrow	3	TD	
10/03 at GB	231	Aaron Rodgers to Randall Cobb	2	TD	
10/10 DEN	23	Teddy Bridgewater to Tim Patrick	4'	INT	
10/10 DEN	23	Teddy Bridgewater to Kendall Hinton	4'	INT	
11/14 DET	22	Jared Goff to Kalif Raymond12 -> D'Andre Swift2	5	Game	
10/03 at GB	21	Aaron Rodgers to Davante Adams	1	Punt	
10/17 SEA	21	Geno Smith to Tyler Lockett	5	Punt	
10/31 at CLE	21	Baker Mayfield to Harrison Bryant	3	TD	
11/08 CHI	21	Justin Fields to Cole Kmet	2	FG	
11/08 CHI	20	Justin Fields to Darnell Mooney	3'	TD	

BIG PUNT RETURN PLAYS

MIN. 30 YARDS

Date	Opp	Gain	Player	Qtr	Result
11/14 DET	48	Kalif Raymond	2	Punt	
10/17 SEA	34	DeeJay Dallas	2	Punt	
09/26 CIN	30	Brandon Wilson	4	Punt	

BIG INTERCEPTION RETURN PLAYS

MIN. 30 YARDS

Date	Opp	Gain	Player	Qtr	Result
11/08 CHI	32	Jakeem Grant Sr.	4	Fumble	

* - result within the same drive

		RUSHES				RECEPTIONS				RETURNS			
DATE	OPPONENT	GAIN	PLAYER	QTR	RESULT	GAIN	PLAYER	QTR	RESULT	GAIN	PLAYER	QTR	RESULT
09/12	at Buffalo	25	Chase Claypool	3	FG	22	Chase Claypool	3	FG				
		18	Najee Harris	4	TD	24	Pat Freiermuth	3	FG				
						24	JuJu Smith-Schuster	4	FG				
09/19	Las Vegas	14	Najee Harris	1	INT	41	Diontae Johnson	2	TD				
		14	Najee Harris	2	TD	52	Chase Claypool	4	TD				
						25t	Najee Harris	4	TD				
09/26	Cincinnati	20	Najee Harris	2	TD	21	Najee Harris	3	Miss FG				
						24	Ray-Ray McCloud	4	FG				
						29	Chase Claypool	4	Downs				
10/03	at Green Bay	10	Najee Harris	1	TD	45t	Diontae Johnson	1	TD	38	Ray-Ray McCloud (KR)	2	Half
		11	Najee Harris	3	Downs	30	James Washington	4	TD	40	Ray-Ray McCloud (KR)	3	Downs
10/10	Denver	20	Najee Harris	2	FG	23	Chase Claypool	1	TD				
		13	Najee Harris	2	Half	50t	Diontae Johnson	1	TD				
		18	Najee Harris	3	TD	59	Chase Claypool	2	TD				
						22	Diontae Johnson	4	FG				
10/17	Seattle	25	Diontae Johnson	2	TD	23	Diontae Johnson	3	FG	37	Ray-Ray McCloud (KR)	1	Punt
		10	Najee Harris	4	Fumble								
		11	Kalen Ballage	4	Fumble								
		10	Najee Harris	4	FG								
10/31	at Cleveland	10	Ray-Ray McCloud	2	FG	22	Pat Freiermuth	3	TD				
		11	Najee Harris	2	Downs	20	Najee Harris	3	TD				
		16	Chase Claypool	2	Downs	24	Zach Gentry	4	TD				
						50	Diontae Johnson	4	Downs				
11/08	Chicago	12	James Washington	1	TD	26	Chase Claypool	1	TD				
		10t	Najee Harris	1	TD	42	James Washington	3	TD				
		11	Diontae Johnson	3	TD	22	Diontae Johnson	4	FG				
		11	Chase Claypool	3	TD								
		13	Najee Harris	4	FG								
11/14	Detroit	11	Najee Harris	1	TD	20	Diontae Johnson	2	FG				
		12	Najee Harris	2	FG	36	Diontae Johnson	5	Fumble				
		26	Mason Rudolph	3	FG								
		11	Mason Rudolph	3	FG								
11/21	at L.A. Chargers	--	--	--	--	--	--	--	--	--	--	--	--
11/28	at Cincinnati	--	--	--	--	--	--	--	--	--	--	--	--
12/05	Baltimore	--	--	--	--	--	--	--	--	--	--	--	--
12/09	at Minnesota	--	--	--	--	--	--	--	--	--	--	--	--
12/19	Tennessee	--	--	--	--	--	--	--	--	--	--	--	--
12/26	at Kansas City	--	--	--	--	--	--	--	--	--	--	--	--
01/03	Cleveland	--	--	--	--	--	--	--	--	--	--	--	--
01/09	at Baltimore	--	--	--	--	--	--	--	--	--	--	--	--

* - result within the same drive

		RUSHES				RECEPTIONS				RETURNS			
DATE	OPPONENT	GAIN	PLAYER	QTR	RESULT	GAIN	PLAYER	QTR	RESULT	GAIN	PLAYER	QTR	RESULT
09/12	at Buffalo	11 15 25	Josh Allen Devin Singletary Devin Singletary	3 4' 4	Downs FG FG	37	Gabriel Davis	2	TD	75	Isaiah McKenzie (KR)	1	FG
09/19	Las Vegas	11 13	Peyton Barber Peyton Barber	4 4	Punt FG	25 23 30 61t 25	Foster Moreau Hunter Renfrow Henry Ruggs III Henry Ruggs III Darren Waller	2 3' 3' 4 4	FG TD TD TD FG				
09/26	Cincinnati	27 11 11	Joe Mixon Joe Mixon Joe Mixon	2 3' 3	Punt FG FG	34t	Ja'Marr Chase	2	TD	30	Brandon Wilson (KR)	4	Punt
10/03	at Green Bay	15 25	Aaron Jones AJ Dillon	2 3	FG TD	21 23t 25 26 28	Davante Adams Randall Cobb Randall Cobb Aaron Jones Allen Lazard	1 2 3' 3' 3	Punt TD FG FG Fumble				
10/10	Denver	49 10 11	Javonte Williams Javonte Williams Teddy Bridgewater	2 4' 4	FG TD TD	25 39t 23 23	Courtland Sutton Courtland Sutton Tim Patrick Kendall Hinton	4 4 4' 4	TD TD INT INT				
10/17	Seattle	11 21 14 26 10	Alex Collins Alex Collins Alex Collins Travis Homer DeeJay Dallas	3' 3' 3' 3' 4	TD TD FG FG Punt	27 27 41 21	Travis Homer Gerald Everett Tyler Lockett	1 3 5	Punt TD Punt	34 38	DeeJay Dallas (KR) DeeJay Dallas (KR)	2 3	Punt TD
10/31	at Cleveland	14 11 21 10t 12	Nick Chubb D'Ernest Johnson Nick Chubb D'Ernest Johnson Nick Chubb	1 2 3' 3' 4	FG Punt TD TD Downs	21 24	Harrison Bryant David Njoku	3 4	TD Fumble				
11/08	Chicago	21 10 12 15t	David Montgomery David Montgomery David Montgomery Darnell Mooney	1 3 3' 4	INT FG TD TD	25 21 50 20 28 39	Cole Kmet Cole Kmet Marquise Goodwin Darnell Mooney Jimmy Graham Allen Robinson II	2 2 3 3' 4' 4	Punt FG FG TD TD TD	32	Jakeem Grant Sr. (KR)	4	Fumble
11/14	Detroit	28t 15 10 21 16 12 14 42t	Jermar Jefferson D'Andre Swift D'Andre Swift D'Andre Swift D'Andre Swift Godwin Igwebuike Godwin Igwebuike	2 2' 2' 2' 3' 3' 3	TD FG FG FG TD TD TD	30 22	Amon-Ra St. Brown Kalif Raymond:12 -> D'Andre Swift:2	5 5	Punt Game	48	Kalif Raymond (PR)	2	Punt
11/21	at L.A. Chargers	--	--	--	--	--	--	--	--	--	--	--	--
11/28	at Cincinnati	--	--	--	--	--	--	--	--	--	--	--	--
12/05	Baltimore	--	--	--	--	--	--	--	--	--	--	--	--
12/09	at Minnesota	--	--	--	--	--	--	--	--	--	--	--	--
12/19	Tennessee	--	--	--	--	--	--	--	--	--	--	--	--
12/26	at Kansas City	--	--	--	--	--	--	--	--	--	--	--	--
01/03	Cleveland	--	--	--	--	--	--	--	--	--	--	--	--
01/09	at Baltimore	--	--	--	--	--	--	--	--	--	--	--	--

* - result within the same drive

2021 REGULAR SEASON - 30+ YARD KICKOFF/10+ YARD PUNT/10+ YARD BLOCKED KICK RETURNS/20+ YARD INTERCEPTION/10+ YARD FUMBLE													
DATE	OPPONENT	QTR	RETURN	STEELERS PLAYER	YDS.	DOWN	RESULT	QTR	RETURN	OPP. PLAYER	YDS.	DOWN	RESULT
09/12	at Buffalo			NONE				1	KO	Isaiah McKenzie	75	BUF 35	Punt
09/19	Las Vegas	4	Punt	Ray-Ray McCloud	15	PIT 32	Field Goal	3	Punt	Hunter Renfrow	10	LV 18	Touchdown
								4	Punt	Hunter Renfrow	16	LV 24	Punt
09/26	Cincinnati	1	Punt	Ray-Ray McCloud	14	PIT 20	Punt	1	Punt	Darius Phillips	16	CIN 42	Punt
								4	KO	Brandon Wilson	30	PIT 15	Downs
10/03	at Green Bay	1	KO	Ray-Ray McCloud	38	50	Field Goal			NONE			
		3	KO	Ray-Ray McCloud	40	GB 33	Fumble						
		4	Punt	Ray-Ray McCloud	14	PIT 29	Interception						
10/10	Denver			NONE				1	FUM	Alexander Johnson	10	PIT 29	Field Goal
								2	Punt	Diontae Spencer	13	DEN 40	Field Goal
								4	Punt	Diontae Spencer	13	DEN 28	Touchdown
10/17	Seattle	1	KO	Ray-Ray McCloud	37	SEA 10	Punt	1	Punt	Freddie Swain	14	SEA 21	Punt
		4	Punt	Ray-Ray McCloud	14	PIT 26	Field Goal	2	KO	DeeJay Dallas	34	PIT 16	Touchdown
								3	KO	DeeJay Dallas	38	SEA 35	Punt
10/31	at Cleveland	2	Punt	Ray-Ray McCloud	10	PIT 37	Downs			NONE			
		2	Punt	Ray-Ray McCloud	19	PIT 35	End Half						
11/08	Chicago	1	Punt	Ray-Ray McCloud	14	PIT 41	Touchdown	4	KO	Jakeem Grant Sr.	32	CHI 42	Punt
								4	FUM	DeAndre Houston-Carson	25T	CHI 35	Field Goal
11/14	Detroit	1	Punt	Ray-Ray McCloud	13	PIT 40	Punt	2	Punt	Kalif Raymond	48	PIT 39	Touchdown
		1	Punt	Ray-Ray McCloud	13	PIT 28	Interception	5	Punt	Kalif Raymond	18	DET 45	Punt
		4	Punt	Ray-Ray McCloud	13	PIT 29	Punt						
		4	Punt	Ray-Ray McCloud	10	PIT 22	End Half						
11/21		--	--	--	--	--	--	--	--	--	--	--	--
11/28		--	--	--	--	--	--	--	--	--	--	--	--
12/05		--	--	--	--	--	--	--	--	--	--	--	--
12/09		--	--	--	--	--	--	--	--	--	--	--	--
12/19		--	--	--	--	--	--	--	--	--	--	--	--
12/26		--	--	--	--	--	--	--	--	--	--	--	--
01/03		--	--	--	--	--	--	--	--	--	--	--	--
01/09		--	--	--	--	--	--	--	--	--	--	--	--
TOTALS		14	- 264 (18.9), 0 TDS					15	- 392 (26.1), 1 TDS				

2021 REGULAR SEASON PITTSBURGH STEELERS DEFENSIVE SUMMARIES
(THROUGH WEEK 10)

SEPTEMBER 12, 2021
STEELERS @ BUFFALO BILLS
W 23-16

TOP TACKLERS		SACKS		INTS		FORCED FUMBLES		RECOVERED FUMBLES	
PLAYER	NO.	PLAYER	NO.	PLAYER	NO.	PLAYER	NO.	PLAYER	NO.
D. Bush	10	T. Watt	2.0			D. Bush	1	C. Heyward	1
M. Fitzpatrick	10	C. Heyward	1.0			J. Haden	1		
J. Pierre	6					C. Heyward	1		
J. Schobert	6					T. Watt	1		
T. Alualu	5								
T. Edmunds	5								
J. Haden	5								
T. Norwood	5								
C. Sutton	5								
C. Heyward	4								
A. Highsmith	4								
T. Watt	3								
A. Maulet	2								
I. Buggs	1								
C. Davis	1								
M. Ingram III	1								
C. Wormley	1								

SEPTEMBER 19, 2021
STEELERS VS. LAS VEGAS RAIDERS
L 26-17

TOP TACKLERS		SACKS		INTS		FORCED FUMBLES		RECOVERED FUMBLES	
PLAYER	NO.	PLAYER	NO.	PLAYER	NO.	PLAYER	NO.	PLAYER	NO.
J. Schobert	10	M. Ingram III	1.0			T. Watt	1		
R. Spillane	10	T. Watt	1.0						
C. Heyward	7								
T. Edmunds	6								
M. Fitzpatrick	6								
J. Pierre	6								
A. Highsmith	4								
M. Ingram III	4								
T. Watt	4								
C. Sutton	3								
J. Jones	1								
J. Layne	1								
I. Loudermilk	1								
T. Norwood	1								
C. Wormley	1								

SEPTEMBER 26, 2021
STEELERS VS. CINCINNATI BENGALS
L 24-10

TOP TACKLERS		SACKS		INTS		FORCED FUMBLES		RECOVERED FUMBLES	
PLAYER	NO.	PLAYER	NO.	PLAYER	NO.	PLAYER	NO.	PLAYER	NO.
T. Edmunds	5			T. Edmunds	1				
C. Heyward	5								
J. Schobert	5								
M. Fitzpatrick	4								
C. Wormley	4								
I. Buggs	3								
M. Ingram III	3								
T. Norwood	3								
D. Bush	2								
J. Haden	2								
A. Maulet	2								
C. Sutton	2								
D. Tuszka	2								
I. Loudermilk	1								

OCTOBER 3, 2021
STEELERS @ GREEN BAY PACKERS
L 27-17

TOP TACKLERS		SACKS		INTS		FORCED FUMBLES		RECOVERED FUMBLES	
PLAYER	NO.	PLAYER	NO.	PLAYER	NO.	PLAYER	NO.	PLAYER	NO.
M. Fitzpatrick	8	T. Watt	2.0			C. Wormley	1	T. Watt	1
C. Heyward	8	D. Bush	1.0						
J. Schobert	8								
T. Edmunds	7								
D. Bush	6								
J. Haden	5								
A. Highsmith	5								
A. Maulet	4								
T. Watt	4								
C. Wormley	4								
I. Buggs	2								
M. Ingram III	1								
H. Mondeaux	1								
J. Pierre	1								
C. Sutton	1								

OCTOBER 10, 2021
STEELERS VS. DENVER BRONCOS
W 27-19

TOP TACKLERS		SACKS		INTS		FORCED FUMBLES		RECOVERED FUMBLES	
PLAYER	NO.	PLAYER	NO.	PLAYER	NO.	PLAYER	NO.	PLAYER	NO.
M. Fitzpatrick	10	D. Bush	1.0	J. Pierre	1				
T. Edmunds	7	H. Mondeaux	1.0						
J. Pierre	6								
J. Haden	5								
J. Schobert	5								
C. Heyward	3								
T. Watt	3								
A. Maulet	2								
T. Norwood	2								
R. Spillane	2								
I. Buggs	1								
D. Bush	1								
A. Highsmith	1								
M. Ingram III	1								
H. Mondeaux	1								
C. Wormley	1								

OCTOBER 17, 2021
STEELERS VS. SEATTLE SEAHAWKS
W 23-20 (OT)

TOP TACKLERS		SACKS		INTS		FORCED FUMBLES		RECOVERED FUMBLES	
PLAYER	NO.	PLAYER	NO.	PLAYER	NO.	PLAYER	NO.	PLAYER	NO.
M. Fitzpatrick	9	T. Watt	2.0			M. Fitzpatrick	1	D. Bush	1
C. Heyward	9	A. Highsmith	1.5			J. Pierre	1		
A. Highsmith	7	C. Heyward	1.0			T. Watt	1		
T. Watt	7	C. Wormley	0.5						
D. Bush	6								
C. Wormley	5								
T. Edmunds	3								
J. Haden	3								
A. Maulet	3								
T. Norwood	3								
J. Pierre	3								
C. Sutton	3								
J. Schobert	2								
R. Spillane	2								
I. Buggs	1								
I. Loudermilk	1								

OCTOBER 31, 2021
STEELERS @ CLEVELAND BROWNS
W 15-10

TOP TACKLERS		SACKS		INTS		FORCED FUMBLES		RECOVERED FUMBLES	
PLAYER	NO.	PLAYER	NO.	PLAYER	NO.	PLAYER	NO.	PLAYER	NO.
J. Schobert	9	T. Watt	1.5			J. Schobert	1	T. Watt	1
T. Watt	6	I. Loudermilk	1.0						
D. Bush	5	C. Wormley	1.0						
T. Edmunds	5	C. Heyward	0.5						
M. Fitzpatrick	4								
C. Heyward	4								
A. Highsmith	4								
A. Maulet	4								
C. Wormley	4								
C. Sutton	3								
J. Haden	2								
I. Loudermilk	2								
T. Norwood	2								
I. Buggs	1								
H. Mondeaux	1								
R. Spillane	1								
D. Tuszka	1								

NOVEMBER 8, 2021
STEELERS VS. CHICAGO BEARS
W 29-27

TOP TACKLERS		SACKS		INTS		FORCED FUMBLES		RECOVERED FUMBLES	
PLAYER	NO.	PLAYER	NO.	PLAYER	NO.	PLAYER	NO.	PLAYER	NO.
M. Fitzpatrick	8	T. Watt	3.0	C. Heyward	1				
T. Watt	7								
J. Schobert	5								
T. Edmunds	4								
A. Maulet	4								
D. Bush	3								
T. Charlton	3								
A. Highsmith	3								
C. Sutton	3								
I. Buggs	2								
C. Heyward	2								
H. Mondeaux	2								
J. Haden	1								
T. Norwood	1								
J. Pierre	1								
C. Wormley	1								

NOVEMBER 14, 2021
STEELERS VS. DETROIT LIONS
T 16-16 (OT)

TOP TACKLERS		SACKS		INTS		FORCED FUMBLES		RECOVERED FUMBLES	
PLAYER	NO.	PLAYER	NO.	PLAYER	NO.	PLAYER	NO.	PLAYER	NO.
J. Schobert	13	C. Heyward	2.0						
A. Highsmith	11	T. Edmunds	1.0						
D. Bush	8	T. Watt	1.0						
I. Buggs	5								
T. Edmunds	5								
M. Fitzpatrick	5								
C. Heyward	5								
J. Pierre	5								
T. Watt	5								
T. Charlton	3								
C. Wormley	3								
J. Loudermilk	2								
J. Haden	1								
M. Killebrew	1								
T. Norwood	1								

(AS OF NOV 16, 2021, 4:14 AM PST)											2021 : REGULAR SEASON						
DATE	OPPONENT	TT	SOLO	ASST	SACKS	SACK YDS	INTS	INT YDS	PD	DTD	DS	TFL	QBH	FF	FR		
9/12	at Buffalo	74	49	25	3	16.0	0	0.0	6	1	0	5	8	4	1		
9/19	Las Vegas	65	45	20	2	9.0	0	0.0	4	0	0	6	5	1	0		
9/26	Cincinnati	43	25	18	0	0.0	1	15.0	2	0	0	2	0	0	0		
10/3	at Green Bay	65	44	21	3	12.0	0	0.0	4	0	0	7	7	1	1		
10/10	Denver	51	34	17	2	20.0	1	0.0	7	0	0	4	5	0	0		
10/17	Seattle	67	43	24	5	44.0	0	0.0	5	0	0	10	8	3	1		
10/31	at Cleveland	58	39	19	4	15.0	0	0.0	2	0	0	4	6	1	1		
11/8	Chicago	50	35	15	3	13.0	1	0.0	4	0	0	3	8	0	0		
11/14	Detroit	73	47	26	4	37.0	0	0.0	4	0	0	9	6	0	0		
11/21	at L.A. Chargers	--	--	--	--	--	--	--	--	--	--	--	--	--	--		
11/28	at Cincinnati	--	--	--	--	--	--	--	--	--	--	--	--	--	--		
12/5	Baltimore	--	--	--	--	--	--	--	--	--	--	--	--	--	--		
12/9	at Minnesota	--	--	--	--	--	--	--	--	--	--	--	--	--	--		
12/19	Tennessee	--	--	--	--	--	--	--	--	--	--	--	--	--	--		
12/26	at Kansas City	--	--	--	--	--	--	--	--	--	--	--	--	--	--		
1/3	Cleveland	--	--	--	--	--	--	--	--	--	--	--	--	--	--		
1/9	at Baltimore	--	--	--	--	--	--	--	--	--	--	--	--	--	--		
2021 TOTALS		546	361	185	26	166.0	3	15.0	38	1	0	50	53	10	4		

AMERICAN FOOTBALL CONFERENCE						
	OFFENSE				DEFENSE	
	TOTAL	RUSH	PASS	TOTAL	RUSH	PASS
Baltimore Ravens	*1	*1	6	12	2	16
Buffalo Bills	3	5	3	*1	*1	*1
Cincinnati Bengals	8	11	5	8	5	11
Cleveland Browns	6	2	15	2	3	6
Denver Broncos	11	8	10	4	9	3
Houston Texans	16	15	16	15	15	8
Indianapolis Colts	7	3	12	9	10	9
Jacksonville Jaguars	13	6	14	10	6	12
Kansas City Chiefs	2	9	2	13	11	10
Las Vegas Raiders	4	13	*1	6	13	7
Los Angeles Chargers	5	10	4	7	16	2
Miami Dolphins	15	16	11	14	8	14
New England Patriots	9	7	8	3	7	4
New York Jets	12	14	7	16	14	15
Pittsburgh Steelers	14	12	9	5	12	5
Tennessee Titans	10	4	13	11	4	13

NATIONAL FOOTBALL CONFERENCE						
	OFFENSE				DEFENSE	
	TOTAL	RUSH	PASS	TOTAL	RUSH	PASS
Arizona Cardinals	5	4	5	3	8	3
Atlanta Falcons	11	16	7	11	10	10
Carolina Panthers	13	8	13	*1	6	*1
Chicago Bears	16	3	16	8	12	T 5
Dallas Cowboys	*1	2	2	10	4	12
Detroit Lions	14	11	11	15	16	9
Green Bay Packers	9	10	9	2	7	2
Los Angeles Rams	3	13	3	7	5	8
Minnesota Vikings	4	5	4	12	15	7
New Orleans Saints	12	6	15	6	*1	14
New York Giants	10	14	8	13	11	11
Philadelphia Eagles	7	*1	12	9	9	6
San Francisco 49ers	6	7	6	4	12	T 4
Seattle Seahawks	15	12	14	16	14	15
Tampa Bay Buccaneers	2	15	*1	5	2	13
Washington Football Team	8	9	10	14	3	16

NATIONAL FOOTBALL LEAGUE						
	OFFENSE				DEFENSE	
	TOTAL	RUSH	PASS	TOTAL	RUSH	PASS
Arizona Cardinals	9	8	12	4	19	5
Atlanta Falcons	25	29	15	22	21	17
Baltimore Ravens	2	*1	10	24	4	32
Buffalo Bills	5	10	6	*1	3	2
Carolina Panthers	27	14	28	2	12	*1
Chicago Bears	31	5	32	12	T 3	T 10
Cincinnati Bengals	14	24	8	18	8	24
Cleveland Browns	11	2	26	5	5	11
Dallas Cowboys	*1	4	4	15	9	21
Denver Broncos	19	17	18	7	16	7
Detroit Lions	28	20	25	28	30	16
Green Bay Packers	20	19	19	3	13	3
Houston Texans	32	31	29	30	31	18
Indianapolis Colts	12	6	22	19	17	20
Jacksonville Jaguars	23	11	24	20	11	25
Kansas City Chiefs	4	18	3	26	18	23
Las Vegas Raiders	8	28	2	16	27	12
Los Angeles Chargers	10	21	7	17	32	4
Los Angeles Rams	6	23	5	11	10	15
Miami Dolphins	29	32	21	29	15	28
Minnesota Vikings	7	9	9	23	28	14
New England Patriots	15	16	14	6	14	8
New Orleans Saints	26	12	31	10	*1	26
New York Giants	21	25	16	25	22	19
New York Jets	22	30	11	32	29	31
Philadelphia Eagles	16	3	27	14	20	13
Pittsburgh Steelers	24	26	17	12	T 25	9
San Francisco 49ers	13	13	13	8	23	T 6
Seattle Seahawks	30	22	30	31	26	29
Tampa Bay Buccaneers	3	27	*1	9	2	22
Tennessee Titans	17	7	23	21	7	27
Washington Football Team	18	15	20	27	6	30

* = NFL leader | T = Tied for position

2021 REGULAR SEASON																			
NFL										AFC									
		OFFENSE				DEFENSE						OFFENSE				DEFENSE			
DATE	OPPONENT	TOTAL	RUSH	PASS	*POINTS SCORED	TOTAL	RUSH	PASS	*POINTS SCORED	DATE	OPPONENT	TOTAL	RUSH	PASS	*POINTS SCORED	TOTAL	RUSH	PASS	*POINTS SCORED
09/12	at Buffalo	T-29	23	28	18	13	18	T-14	T-7	09/12	at Buffalo	T-14	13	15	8	5	9	T-6	T-2
09/19	Las Vegas	28	32	18	T-24	22	10	29	9	09/19	Las Vegas	15	16	8	T-11	12	5	15	5
09/26	Cincinnati	25	32	13	28	13	10	20	12	09/26	Cincinnati	13	16	6	14	7	6	12	7
10/03	at Green Bay	27	32	16	T-28	16	11	19	13	10/03	at Green Bay	13	16	6	T-13	9	7	11	8
10/10	Denver	27	31	19	27	16	9	19	10	10/10	Denver	13	15	7	12	7	5	10	5
10/17	Seattle	25	29	17	25	12	T-9	15	12	10/17	Seattle	12	13	8	12	5	T-6	7	7
[bye]	-	27	29	15	26	13	12	15	12	[bye]	-	13	13	8	12	6	8	7	6
10/31	at Cleveland	24	28	16	26	11	12	13	7	10/31	at Cleveland	13	12	8	12	4	7	6	4
11/08	Chicago	25	28	17	23	14	15	15	T-8	11/08	Chicago	14	13	9	12	6	10	7	4
11/14	Detroit	24	26	17	26	T-12	25	9	8	11/14	Detroit	14	12	9	12	5	12	5	4
11/21	@ L.A. Chargers	-	-	-	-	-	-	-	-	11/21	@ L.A. Chargers	-	-	-	-	-	-	-	-
11/28	@ Cincinnati	-	-	-	-	-	-	-	-	11/28	@ Cincinnati	-	-	-	-	-	-	-	-
12/05	Baltimore	-	-	-	-	-	-	-	-	12/05	Baltimore	-	-	-	-	-	-	-	-
12/09	@ Minnesota	-	-	-	-	-	-	-	-	12/09	@ Minnesota	-	-	-	-	-	-	-	-
12/19	Tennessee	-	-	-	-	-	-	-	-	12/19	Tennessee	-	-	-	-	-	-	-	-
12/26	@ Kansas City	-	-	-	-	-	-	-	-	12/26	@ Kansas City	-	-	-	-	-	-	-	-
01/03	Cleveland	-	-	-	-	-	-	-	-	01/03	Cleveland	-	-	-	-	-	-	-	-
01/09	@ Baltimore	-	-	-	-	-	-	-	-	01/09	@ Baltimore	-	-	-	-	-	-	-	-

*Points per game

2021 REGULAR SEASON STEELERS GAME-BY-GAME OFFENSE																
	09/12	09/19	09/26	10/03	10/10	10/17	10/31	11/08	11/14	11/21	11/28	12/05	12/09	12/19	01/03	01/09
	@ BUF	LV	CIN	@ GB	DEN	SEA	@ CLE	CHI	DET	@ LAC	CIN	BAL	@ MIN	TEN	@ KC	CLE
																Totals
FIRST DOWNS																
Total	16	17	21	17	19	22	21	20	22							175
Rushing	4	3	2	5	5	6	7	8	7							47
Passing	9	13	16	11	12	14	13	8	13							109
Penalty	3	1	3	1	2	2	1	4	2							19
THIRD DOWNS																
Attempts	12	12	19	11	12	14	13	17	17							127
Converted	4	5	9	4	7	5	4	6	7							51
Percentage	33.3%	41.7%	47.4%	36.4%	58.3%	35.7%	30.8%	35.3%	41.2%							40.2%
FOURTH DOWNS																
Attempts	0	1	2	2	0	0	4	2	0							11
Converted	0	0	0	0	0	0	2	2	0							4
Percentage	0	0.0%	0.0%	0.0%	0	0	50.0%	100.0%	0							36.4%
TOT. OFFENSE																
Net Yards	252	331	342	282	391	345	370	280	387							2,980
Plays	55	56	77	58	61	71	69	66	81							594
Avg./Play	4.6	5.9	4.4	4.9	6.4	4.9	5.4	4.2	4.8							5.0
RUSHING																
Net Yards	75	39	45	62	147	119	115	105	145							852
Rush. Att.	21	14	15	16	35	30	32	32	31							226
Avg./Att.	3.6	2.8	3.0	3.9	4.2	4.0	3.6	3.3	4.7							3.8
PASSING																
Net Yards	177	292	297	220	244	226	255	175	242							2,128
Attempts	32	40	58	40	25	40	35	30	50							350
Completions	18	27	38	26	15	29	22	21	30							226
Intercepted	0	1	2	1	0	0	0	0	1							5
Gross Yards	188	295	318	232	253	229	266	205	242							2,228
Sacked	2.0	2.0	4.0	2.0	1.0	1.0	2.0	4.0	0.0							18.0
Yards Lost	11	3	21	12	9	3	11	30	0							100
ADVANCES																
Rushes	21	14	15	16	35	30	32	32	31							226
Completions	18	27	38	26	15	29	22	21	30							226
Totals	39	41	53	42	50	59	54	53	61							452
Total Drives	11	11	11	11	10	13	10	12	14							103
PENALTIES																
Number	5	5	10	5	8	5	8	5	7							58
Yards	32	43	73	34	59	38	65	30	59							433
FUMBLES																
Number	1	1	1	1	1	1	1	1	3							11
Lost	0	0	0	1	1	1	0	1	2							6
PUNTING																
Yards	207	197	162	102	119	335	176	196	280							1,774
Punts	5	4	4	3	2	7	4	5	6							40
Net Avg.	41.2	42.8	38.3	34.0	46.5	42.1	43.8	35.2	31.5							39.0
Gross Avg.	41.4	49.3	40.5	34.0	59.5	47.9	44.0	39.2	46.7							44.4
SCORING																
Points	23	17	10	17	27	23	15	29	16							177
Q1	0	0	0	7	7	0	0	7	7							28
Q2	0	7	7	3	10	14	3	7	3							54
Q3	6	0	0	0	7	3	6	6	3							31
Q4	17	10	3	7	3	3	6	9	3							61
OT	0	0	0	0	0	3	0	0	0							3
TD Rushing	0	1	0	1	1	1	1	1	0							6
TD Passing	1	1	1	1	2	1	1	2	1							11
TD KO Returns	0	0	0	0	0	0	0	0	0							0
TD Punt Returns	0	0	0	0	0	0	0	0	0							0
TD Sp. Teams	1	0	0	0	0	0	0	0	0							1
TD Def. Returns	0	0	0	0	0	0	0	0	0							0
FG Attempts	3	1	2	1	2	3	1	3	3							19
FG Made	3	1	1	1	2	3	1	3	3							18
Safety	0	0	0	0	0	0	0	0	0							0
2-PT Attempts	0	0	0	0	0	0	2	0	0							2
2-PT Made	0	0	0	0	0	0	0	0	0							0
Time of Possession	26:43	25:38	35:22	25:19	33:02	37:33	31:45	34:05	36:48							286:15

2021 REGULAR SEASON STEELERS GAME-BY-GAME DEFENSE																	
	09/12	09/19	09/26	10/03	10/10	10/17	10/31	11/08	11/14	11/21	11/28	12/05	12/09	12/19	12/26	01/03	01/09
	@ BUF	LV	CIN	@ GB	DEN	SEA	@ CLE	CHI	DET	@ LAC	@ CIN	BAL	@ MIN	TEN	@ KC	CLE	@ BAL
Totals																	
FIRST DOWNS																	
Total	22	22	12	23	17	18	19	20	17								170
Rushing	8	4	4	9	3	8	7	7	10								60
Passing	13	17	7	13	14	9	10	11	5								99
Penalty	1	1	1	1	0	1	2	2	2								11
THIRD DOWNS																	
Attempts	18	13	9	15	12	12	10	12	18								119
Converted	8	5	3	9	2	3	3	4	4								41
Percentage	44.4%	38.5%	33.3%	60.0%	16.7%	25.0%	30.0%	33.3%	22.2%								34.5%
FOURTH DOWNS																	
Attempts	3	1	0	1	4	0	2	0	2								13
Converted	1	1	0	0	3	0	0	0	2								7
Percentage	33.3%	100.0%	0	0.0%	75.0%	0	0.0%	0	100.0%								53.8%
TOT. OFFENSE																	
Net Yards	371	425	268	367	374	309	306	414	306								3,140
Plays	79	64	42	72	58	64	58	58	68								563
Avg./Play	4.7	6.6	6.4	5.1	6.4	4.8	5.3	7.1	4.5								5.6
RUSHING																	
Net Yards	117	52	96	131	106	144	96	136	229								1,107
Rush. Att.	25	25	24	33	18	27	23	26	39								240
Avg./Att.	4.7	2.1	4.0	4.0	5.9	5.3	4.2	5.2	5.9								4.6
PASSING																	
Net Yards	254	373	172	236	268	165	210	278	77								2,033
Attempts	51	37	18	36	38	32	31	29	25								297
Completions	30	28	14	20	24	23	20	17	14								190
Intercepted	0	0	1	0	1	0	0	1	0								3
Gross Yards	270	382	172	248	288	209	225	291	114								2,199
Sacked	3.0	2.0	0.0	3.0	2.0	5.0	4.0	3.0	4.0								26.0
Yards Lost	16	9	0	12	20	44	15	13	37								166
ADVANCES																	
Rushes	25	25	24	33	18	27	23	26	39								240
Completions	30	28	14	20	24	23	20	17	14								190
Totals	55	53	38	53	42	50	43	43	53								430
Total Drives	11	10	12	11	9	14	9	12	15								103
PENALTIES																	
Number	8	5	10	3	7	6	5	12	8								64
Yards	81	40	89	25	67	45	30	115	84								576
FUMBLES																	
Number	4	2	0	1	0	3	1	1	0								12
Lost	1	0	0	1	0	1	1	1	0								5
PUNTING																	
Yards	137	190	241	138	176	364	197	234	464								2,141
Punts	4	4	5	3	4	8	4	5	10								47
Net Avg.	22.4	37.3	45.4	41.3	44.0	36.9	42.0	41.2	37.0								38.9
Gross Avg.	34.3	47.5	48.2	46.0	44.0	45.5	49.3	46.8	46.4								45.6
SCORING																	
Points	16	26	24	27	19	20	10	27	16								185
Q1	3	3	7	0	3	0	3	0	0								19
Q2	7	6	7	17	3	0	0	3	10								53
Q3	0	7	10	10	0	14	7	3	6								57
Q4	6	10	0	0	13	6	0	21	0								56
OT	0	0	0	0	0	0	0	0	0								0
TD Rushing	0	0	0	1	0	1	1	1	2								6
TD Passing	1	2	3	2	2	1	0	1	0								12
TD KO Returns	0	0	0	0	0	0	0	0	0								0
TD Punt Returns	0	0	0	0	0	0	0	0	0								0
TD Sp. Teams	0	0	0	0	0	0	0	1	0								1
TD Def. Returns	0	0	0	0	0	0	0	0	0								0
FG Attempts	3	4	1	2	2	2	1	3	2								20
FG Made	3	4	1	2	2	2	1	2	1								18
Safety	0	0	0	0	0	0	0	0	0								0
2-Pt Attempts	0	0	0	0	1	0	0	0	0								1
2-Pt Made	0	0	0	0	0	0	0	0	0								0
Time of Possession	33:17	34:22	24:38	34:41	26:58	29:37	28:15	25:55	33:12								270:55

2021 REGULAR SEASON - DEFENSIVE TAKEAWAYS						
DATE	OPPONENT	TAKEAWAY	QTR.	SCORE	YD-LINE	RESULT
09/12	at Buffalo	C. Heyward FR (T. Watt FF)	2	0-3	PIT-45	Punt
09/19	Las Vegas	None				
09/26	Cincinnati	T. Edmunds INT (J. Burrow)	1	0-0	PIT-29	INT
10/03	at Green Bay	T. Watt FR (C. Wormley FF)	3	10-27	PIT-35	Punt
10/10	Denver	J. Pierre INT (T. Bridgewater: touchback)	4	27-19	PIT-(8)	EOG
10/17	Seattle	D. Bush FR (T. Watt FF)	5	20-20	SEA-16	FG
10/31	at Cleveland	T. Watt FR (J. Schobert FF)	4	15-10	PIT-20	Punt
11/08	Chicago	C. Heyward INT (J. Fields)	1	7-0	CHI-36	TD
11/14	Detroit	None				
11/21	at L.A. Chargers	--	--	--	--	--
11/28	at Cincinnati	--	--	--	--	--
12/05	Baltimore	--	--	--	--	--
12/09	at Minnesota	--	--	--	--	--
12/19	Tennessee	--	--	--	--	--
12/26	at Kansas City	--	--	--	--	--
01/03	Cleveland	--	--	--	--	--
01/09	at Baltimore	--	--	--	--	--

2021 REGULAR SEASON - OFFENSIVE GIVEAWAYS						
DATE	OPPONENT	TAKEAWAY	QTR.	SCORE	YD-LINE	RESULT
09/12	at Buffalo	None				
09/19	Las Vegas	B. Roethlisberger INT (T. Mullen Jr.)	1	0-0	LV-43	FG
09/26	Cincinnati	B. Roethlisberger INT (L. Wilson)	1	0-0	PIT-42	TD
		B. Roethlisberger INT (L. Wilson)	3	7-17	PIT-32	TD
10/03	at Green Bay	B. Roethlisberger fumble (K. Keke FF; K. Clark FR)	2	7-7	PIT-23	TD
		B. Roethlisberger INT (E. Stokes)	4	17-27	GB-42	EOG
10/10	Denver	B. Roethlisberger fumble (M. Reed FF; A. Johnson FR)	1	7-0	PIT-39	FG
10/17	Seattle	B. Roethlisberger fumble (K. Hyder Jr. FR)	4	17-17	PIT-35	Punt
10/31	at Cleveland	None				
11/08	Chicago	None				
11/14	Detroit	M. Rudolph INT (J. Okwara)	1	7-0	DET-39	Punt
		D. Johnson fumble (M. Gilbert FF; A. Oruware FR)	5	16-16	DET-45	Missed FG
		P. Freiermuth fumble (W. Harris FF; T. Flowers FR)	5	16-16	DET-38	EOG
11/21	at L.A. Chargers	--	--	--	--	--
11/28	at Cincinnati	--	--	--	--	--
12/05	Baltimore	--	--	--	--	--
12/09	at Minnesota	--	--	--	--	--
12/19	Tennessee	--	--	--	--	--
12/26	at Kansas City	--	--	--	--	--
01/03	Cleveland	--	--	--	--	--
01/09	at Baltimore	--	--	--	--	--

2021 REGULAR SEASON - SPECIAL TEAMS/MISC TAKEAWAYS						
DATE	OPPONENT	TAKEAWAY	QTR.	SCORE	YD-LINE	RESULT
11/08	Chicago	C. Boswell FR (J. Pierre FF)	4	23-13	CHI-42	Punt

2021 REGULAR SEASON - SPECIAL TEAMS/MISC GIVEAWAYS						
DATE	OPPONENT	TAKEAWAY	QTR.	SCORE	YD-LINE	RESULT
11/08	Chicago	R. McCloud fumble (J. Iyiegbuniwe FF; D. Houston-Carson FR)	4	23-20	PIT-25	TD

2021 REGULAR SEASON - TURNOVERS		
Offense:	10 Giveaways 27 Points (3 TD, 2 FG)	Ratio -3 (8 takes, 11 gives)
Defense:	7 Takeaways 10 Points (1 TD, 1 FG)	
Special Teams:	1 Giveaway 7 Points (1 TD, 0 FG) 1 Takeaway 0 Points (0 TD, 0 FG)	Points Off Turnovers Ratio -24 (10 scored, 34 allowed)

		FORCED TURNOVERS			TURNOVERS CONVERTED					OUTCOME	
DATE	OPPONENT	FUM	INTS	TOTAL	TD	FG	PTS.	PTS. PCT.	TD PCT.	NET DIFF.	RESULT
09/12	Pittsburgh	1	0	1	0	0	0	0.0	0.0	+1	W
	at Buffalo	0	0	0	0	0	0	0.0	0.0	-1	L
09/19	Pittsburgh	0	0	0	0	0	0	0.0	0.0	-1	L
	Las Vegas	0	1	1	0	1	3	100.0	0.0	+1	W
09/26	Pittsburgh	0	1	1	0	0	0	0.0	0.0	-1	L
	Cincinnati	0	2	2	2	0	14	100.0	100.0	+1	W
10/03	Pittsburgh	1	0	1	0	0	0	0.0	0.0	-1	L
	at Green Bay	1	1	2	1	0	7	50.0	100.0	+1	W
10/10	Pittsburgh	0	1	1	0	0	0	0.0	0.0	0	W
	Denver	1	0	1	0	1	3	100.0	0.0	0	L
10/17	Pittsburgh	1	0	1	0	1	3	100.0	0.0	0	W
	Seattle	1	0	1	0	0	0	0.0	0.0	0	L
10/31	Pittsburgh	1	0	1	0	0	0	0.0	0.0	+1	W
	at Cleveland	0	0	0	0	0	0	0.0	0.0	-1	L
11/08	Pittsburgh	1	1	2	1	0	7	50.0	100.0	+1	W
	Chicago	1	0	1	1	0	7	100.0	100.0	-1	L
11/14	Pittsburgh	0	0	0	0	0	0	0.0	0.0	-3	T-16
	Detroit	2	1	3	0	0	0	0.0	0.0	+3	T
11/21	at L.A. Chargers	--	--	--	--	--	--	--	--	--	--
11/28	at Cincinnati	--	--	--	--	--	--	--	--	--	--
12/05	Baltimore	--	--	--	--	--	--	--	--	--	--
12/09	at Minnesota	--	--	--	--	--	--	--	--	--	--
12/19	Tennessee	--	--	--	--	--	--	--	--	--	--
12/26	at Kansas City	--	--	--	--	--	--	--	--	--	--
01/03	Cleveland	--	--	--	--	--	--	--	--	--	--
01/09	at Baltimore	--	--	--	--	--	--	--	--	--	--
	STEELERS	5	3	8	1	1	10	25.0	50.0	-3	5-3
	OPPONENTS	6	5	11	4	2	34	54.5	66.7	+3	3-5

2021 REGULAR SEASON INDIVIDUAL GAME-BY-GAME STATS														
PASSING:		CHRIS BOSWELL												
DATE	OPP.	ATT	CMP	YDS	CMP%	Y/A	Y/C	TD	TD%	INT	INT%	LG	SK/YD	RATE
09/12	at Buffalo	0	0	0	0.0%	0.0	0.0	0	0.0%	0	0.0%	--	0/0	0.0
09/19	Las Vegas	0	0	0	0.0%	0.0	0.0	0	0.0%	0	0.0%	--	0/0	0.0
09/26	Cincinnati	0	0	0	0.0%	0.0	0.0	0	0.0%	0	0.0%	--	0/0	0.0
10/03	at Green Bay	0	0	0	0.0%	0.0	0.0	0	0.0%	0	0.0%	--	0/0	0.0
10/10	Denver	0	0	0	0.0%	0.0	0.0	0	0.0%	0	0.0%	--	0/0	0.0
10/17	Seattle	0	0	0	0.0%	0.0	0.0	0	0.0%	0	0.0%	--	0/0	0.0
10/31	at Cleveland	1	0	0	0.0%	0.0	0.0	0	0.0%	0	0.0%	--	0/0	39.6
11/08	Chicago	0	0	0	0.0%	0.0	0.0	0	0.0%	0	0.0%	--	0/0	0.0
11/14	Detroit	0	0	0	0.0%	0.0	0.0	0	0.0%	0	0.0%	--	0/0	0.0
11/21	at L.A. Chargers													
11/28	at Cincinnati													
12/05	Baltimore													
12/09	at Minnesota													
12/19	Tennessee													
12/26	at Kansas City													
01/03	Cleveland													
01/09	at Baltimore													
TOTALS		1	0	0	0.0%	0.0	0.0	0	0.0%	0	0.0%	0	0/0	39.6

PASSING:		JOSHUA DOBBS												
DATE	OPP.	ATT	CMP	YDS	CMP%	Y/A	Y/C	TD	TD%	INT	INT%	LG	SK/YD	RATE
09/12	at Buffalo													
09/19	Las Vegas													
09/26	Cincinnati													
10/03	at Green Bay													
10/10	Denver													
10/17	Seattle													
10/31	at Cleveland													
11/08	Chicago													
11/14	Detroit													
11/21	at L.A. Chargers													
11/28	at Cincinnati													
12/05	Baltimore													
12/09	at Minnesota													
12/19	Tennessee													
12/26	at Kansas City													
01/03	Cleveland													
01/09	at Baltimore													
TOTALS		0	0	0	0.0%	0.0	0.0	0	0.0%	0	0.0%	--	0/0	0.0

PASSING:		DWAYNE HASKINS												
DATE	OPP.	ATT	CMP	YDS	CMP%	Y/A	Y/C	TD	TD%	INT	INT%	LG	SK/YD	RATE
09/12	at Buffalo													
09/19	Las Vegas													
09/26	Cincinnati													
10/03	at Green Bay													
10/10	Denver													
10/17	Seattle													
10/31	at Cleveland													
11/08	Chicago													
11/14	Detroit													
11/21	at L.A. Chargers													
11/28	at Cincinnati													
12/05	Baltimore													
12/09	at Minnesota													
12/19	Tennessee													
12/26	at Kansas City													
01/03	Cleveland													
01/09	at Baltimore													
TOTALS		0	0	0	0.0%	0.0	0.0	0	0.0%	0	0.0%	--	0/0	0.0

PASSING:		BEN ROETHLISBERGER												
DATE	OPP.	ATT	CMP	YDS	CMP%	Y/A	Y/C	TD	TD%	INT	INT%	LG	SK/YD	RATE
09/12	at Buffalo	32	18	188	56.3%	5.9	10.4	1	3.1%	0	0.0%	24	2/11	83.9
09/19	Las Vegas	40	27	295	67.5%	7.4	10.9	1	2.5%	1	2.5%	52	2/3	87.0
09/26	Cincinnati	58	38	318	65.5%	5.5	8.4	1	1.7%	2	3.4%	29	4/21	70.9
10/03	at Green Bay	40	26	232	65.0%	5.8	8.9	1	2.5%	1	2.5%	45t	2/12	78.3
10/10	Denver	25	15	253	60.0%	10.1	16.9	2	8.0%	0	0.0%	59	1/9	120.9
10/17	Seattle	40	29	229	72.5%	5.7	7.9	1	2.5%	0	0.0%	23	1/3	94.7
10/31	at Cleveland	34	22	266	64.7%	7.8	12.1	1	2.9%	0	0.0%	50	2/11	98.4
11/08	Chicago	30	21	205	70.0%	6.8	9.8	2	6.7%	0	0.0%	42	4/30	111.1
11/14	Detroit	RESERVE/COVID-19												
11/21	at L.A. Chargers													
11/28	at Cincinnati													
12/05	Baltimore													
12/09	at Minnesota													
12/19	Tennessee													
12/26	at Kansas City													
01/03	Cleveland													
01/09	at Baltimore													
TOTALS		299	196	1,986	65.6%	6.6	10.1	10	3.3%	4	1.3%	59	18/100	90.0

PASSING:		MASON RUDOLPH												
DATE	OPP.	ATT	CMP	YDS	CMP%	Y/A	Y/C	TD	TD%	INT	INT%	LG	SK/YD	RATE
09/12	at Buffalo						DID NOT PLAY (NON-INJURY)							
09/19	Las Vegas						DID NOT PLAY (NON-INJURY)							
09/26	Cincinnati						DID NOT PLAY (NON-INJURY)							
10/03	at Green Bay						DID NOT PLAY (NON-INJURY)							
10/10	Denver						DID NOT PLAY (NON-INJURY)							
10/17	Seattle						DID NOT PLAY (NON-INJURY)							
10/31	at Cleveland						DID NOT PLAY (NON-INJURY)							
11/08	Chicago						DID NOT PLAY (NON-INJURY)							
11/14	Detroit	50	30	242	60.0%	4.8	8.1	1	2.0%	1	2.0%	36	0/0	70.6
11/21	at L.A. Chargers													
11/28	at Cincinnati													
12/05	Baltimore													
12/09	at Minnesota													
12/19	Tennessee													
12/26	at Kansas City													
01/03	Cleveland													
01/09	at Baltimore													
TOTALS		50	30	242	60.0%	4.8	8.1	1	2.0%	1	2.0%	36	0/0	70.6

2021 REGULAR SEASON INDIVIDUAL GAME-BY-GAME STATS																
RUSHING:		KALEN BALLAGE					CHASE CLAYPOOL					ERIC EBRON				
DATE	OPP.	NO.	YDS	AVG	LG	TD	NO.	YDS	AVG	LG	TD	NO.	YDS	AVG	LG	TD
09/12	at Buffalo	0	0	0.0	--	0	1	25	25.0	25	0	0	0	0.0	--	0
09/19	Las Vegas	0	0	0.0	--	0	1	-3	-3.0	-3	0	0	0	0.0	--	0
09/26	Cincinnati	0	0	0.0	--	0	0	0	0.0	--	0	0	0	0.0	--	0
10/03	at Green Bay	0	0	0.0	--	0	ON INACTIVE LIST					0	0	0.0	--	0
10/10	Denver	4	0	0.0	3	0	0	0	0.0	--	0	0	0	0.0	--	0
10/17	Seattle	2	15	7.5	11	0	0	0	0.0	--	0	1	1	1.0	1t	1
10/31	at Cleveland	1	-3	-3.0	-3	0	2	16	8.0	16	0	ON INACTIVE LIST				
11/08	Chicago	0	0	0.0	--	0	2	13	6.5	11	0	ON INACTIVE LIST				
11/14	Detroit	0	0	0.0	--	0	ON INACTIVE LIST					0	0	0.0	--	0
11/21	at L.A. Chargers															
11/28	at Cincinnati															
12/05	Baltimore															
12/09	at Minnesota															
12/19	Tennessee															
12/26	at Kansas City															
01/03	Cleveland															
01/09	at Baltimore															
TOTALS		7	12	1.7	11	0	6	51	8.5	25	0	1	1	1.0	1T	1

RUSHING:		NAJEE HARRIS					DIONTAE JOHNSON					RAY RAY MCCLLOUD				
DATE	OPP	NO.	YDS	AVG	LG	TD	NO.	YDS	AVG	LG	TD	NO.	YDS	AVG	LG	TD
09/12	at Buffalo	16	45	2.8	18	0	0	0	0.0	--	0	0	0	0.0	--	0
09/19	Las Vegas	10	38	3.8	14	0	0	0	0.0	--	0	0	0	0.0	--	0
09/26	Cincinnati	14	40	2.9	20	0	ON INACTIVE LIST					0	0	0.0	--	0
10/03	at Green Bay	15	62	4.1	11	1	0	0	0.0	--	0	0	0	0.0	--	0
10/10	Denver	23	122	5.3	20	1	0	0	0.0	--	0	0	0	0.0	--	0
10/17	Seattle	24	81	3.4	10	0	1	25	25.0	25	0	0	0	0.0	--	0
10/31	at Cleveland	26	91	3.5	11	1	0	0	0.0	--	0	1	10	10.0	10	0
11/08	Chicago	22	62	2.8	13	1	2	11	5.5	11	0	0	0	0.0	--	0
11/14	Detroit	26	105	4.0	12	0	0	0	0.0	--	0	0	0	0.0	--	0
11/21	at L.A. Chargers															
11/28	at Cincinnati															
12/05	Baltimore															
12/09	at Minnesota															
12/19	Tennessee															
12/26	at Kansas City															
01/03	Cleveland															
01/09	at Baltimore															
TOTALS		176	646	3.7	20	4	3	36	12.0	25	0	1	10	10.0	10	0

RUSHING:		ANTHONY MCFARLAND JR.					BEN ROETHLISBERGER					MASON RUDOLPH				
DATE	OPP	NO.	YDS	AVG	LG	TD	NO.	YDS	AVG	LG	TD	NO.	YDS	AVG	LG	TD
09/12	at Buffalo	INJURED RESERVE					4	5	1.3	8	0	DID NOT PLAY (NON-INJURY)				
09/19	Las Vegas	INJURED RESERVE					0	0	0.0	--	0	DID NOT PLAY (NON-INJURY)				
09/26	Cincinnati	INJURED RESERVE					1	5	5.0	5	0	DID NOT PLAY (NON-INJURY)				
10/03	at Green Bay	INJURED RESERVE					0	0	0.0	--	0	DID NOT PLAY (NON-INJURY)				
10/10	Denver	INJURED RESERVE					1	-1	-1.0	-1	0	DID NOT PLAY (NON-INJURY)				
10/17	Seattle	INJURED RESERVE - DESIGNATED FOR RETURN					2	-3	-1.5	--	0	DID NOT PLAY (NON-INJURY)				
10/31	at Cleveland	1	1	1.0	1	0	1	0	0.0	--	0	DID NOT PLAY (NON-INJURY)				
11/08	Chicago	ON INACTIVE LIST					2	0	0.0	1	0	DID NOT PLAY (NON-INJURY)				
11/14	Detroit	ON INACTIVE LIST					RESERVE/COVID-19					4	36	9.0	26	0
11/21	at L.A. Chargers															
11/28	at Cincinnati															
12/05	Baltimore															
12/09	at Minnesota															
12/19	Tennessee															
12/26	at Kansas City															
01/03	Cleveland															
01/09	at Baltimore															
TOTALS		1	1	1.0	1	0	11	6	0.5	8	0	4	36	9.0	26	0

RUSHING:		JUJU SMITH-SCHUSTER					BENNY SNELL JR.					JAMES WASHINGTON				
DATE	OPP	NO.	YDS	AVG	LG	TD	NO.	YDS	AVG	LG	TD	NO.	YDS	AVG	LG	TD
09/12	at Buffalo	0	0	0.0	--	0	0	0	0.0	--	0	0	0	0.0	--	0
09/19	Las Vegas	1	3	3.0	3t	1	2	1	0.5	1	0	0	0	0.0	--	0
09/26	Cincinnati	0	0	0.0	--	0	0	0	0.0	--	0	0	0	0.0	--	0
10/03	at Green Bay	0	0	0.0	--	0	1	0	0.0	--	0	0	0	0.0	--	0
10/10	Denver	2	6	3.0	3	0	5	20	4.0	9	0	ON INACTIVE LIST				
10/17	Seattle	INJURED RESERVE					0	0	0.0	--	0	0	0	0.0	--	0
10/31	at Cleveland	INJURED RESERVE					0	0	0.0	--	0	0	0	0.0	--	0
11/08	Chicago	INJURED RESERVE					2	6	3.0	5	0	2	13	6.5	12	0
11/14	Detroit	INJURED RESERVE					1	4	4.0	4	0	0	0	0.0	--	0
11/21	at L.A. Chargers															
11/28	at Cincinnati															
12/05	Baltimore															
12/09	at Minnesota															
12/19	Tennessee															
12/26	at Kansas City															
01/03	Cleveland															
01/09	at Baltimore															
TOTALS		3	9	3.0	3T	1	11	31	2.8	9	0	2	13	6.5	12	0

2021 REGULAR SEASON INDIVIDUAL GAME-BY-GAME STATS																
RECEIVING:		KALEN BALLAGE					CHASE CLAYPOOL					ERIC EBFRON				
DATE	OPP	NO.	YDS	AVG	LG	TD	NO.	YDS	AVG	LG	TD	NO.	YDS	AVG	LG	TD
09/12	at Buffalo	0	0	0.0	--	0	3	45	15.0	22	0	1	19	19.0	19	0
09/19	Las Vegas	0	0	0.0	--	0	3	70	23.3	52	0	0	0	0.0	--	0
09/26	Cincinnati	0	0	0.0	--	0	9	96	10.7	29	0	0	0	0.0	--	0
10/03	at Green Bay	0	0	0.0	--	0	ON INACTIVE LIST					2	8	4.0	4	0
10/10	Denver	0	0	0.0	--	0	5	130	26.0	59	1	2	10	5.0	5	0
10/17	Seattle	0	0	0.0	--	0	2	17	8.5	12	0	2	10	5.0	6	0
10/31	at Cleveland	0	0	0.0	--	0	4	45	11.3	16	0	ON INACTIVE LIST				
11/08	Chicago	1	2	2.0	2	0	3	30	10.0	26	0	ON INACTIVE LIST				
11/14	Detroit	0	0	0.0	--	0	ON INACTIVE LIST					2	13	6.5	9	0
11/21	at L.A. Chargers															
11/28	at Cincinnati															
12/05	Baltimore															
12/09	at Minnesota															
12/19	Tennessee															
12/26	at Kansas City															
01/03	Cleveland															
01/09	at Baltimore															
TOTALS		1	2	2.0	2	0	29	433	14.9	59	1	9	60	6.7	19	0

RECEIVING:		PAT FREIERMUTH					ZACH GENTRY					NAJEE HARRIS				
DATE	OPP	NO.	YDS	AVG	LG	TD	NO.	YDS	AVG	LG	TD	NO.	YDS	AVG	LG	TD
09/12	at Buffalo	1	24	24.0	24	0	1	-2	-2.0	-2	0	1	4	4.0	4	0
09/19	Las Vegas	4	36	9.0	14	0	0	0	0.0	--	0	5	43	8.6	25t	1
09/26	Cincinnati	3	22	7.3	15	1	0	0	0.0	--	0	14	102	7.3	21	0
10/03	at Green Bay	1	11	11.0	11	0	1	10	10.0	10	0	6	29	4.8	9	0
10/10	Denver	2	7	3.5	4	0	1	13	13.0	13	0	2	20	10.0	14	0
10/17	Seattle	7	58	8.3	12	0	0	0	0.0	--	0	6	46	7.7	12	1
10/31	at Cleveland	4	44	11.0	22	1	3	39	13.0	24	0	3	29	9.7	20	0
11/08	Chicago	5	43	8.6	13	2	0	0	0.0	--	0	3	16	5.3	9	0
11/14	Detroit	5	31	6.2	10	0	0	0	0.0	--	0	4	28	7.0	10	0
11/21	at L.A. Chargers															
11/28	at Cincinnati															
12/05	Baltimore															
12/09	at Minnesota															
12/19	Tennessee															
12/26	at Kansas City															
01/03	Cleveland															
01/09	at Baltimore															
TOTALS		32	276	8.6	24	4	6	60	10.0	24	0	44	317	7.2	25T	2

RECEIVING:		DIONTAE JOHNSON					RAY-RAY MCCLOUD					JUJU SMITH-SCHUSTER				
DATE	OPP	NO.	YDS	AVG	LG	TD	NO.	YDS	AVG	LG	TD	NO.	YDS	AVG	LG	TD
09/12	at Buffalo	5	36	7.2	14	1	0	0	0.0	--	0	4	52	13.0	24	0
09/19	Las Vegas	9	105	11.7	41	0	0	0	0.0	--	0	6	41	6.8	17	0
09/26	Cincinnati	ON INACTIVE LIST					3	33	11.0	24	0	3	25	8.3	16	0
10/03	at Green Bay	9	92	10.2	45t	1	1	2	2.0	2	0	2	11	5.5	9	0
10/10	Denver	2	72	36.0	50t	1	1	1	1.0	1	0	0	0	0.0	--	0
10/17	Seattle	9	71	7.9	23	0	2	18	9.0	15	0	INJURED RESERVE				
10/31	at Cleveland	6	98	16.3	50	0	0	0	0.0	--	0	INJURED RESERVE				
11/08	Chicago	5	56	11.2	22	0	1	12	12.0	12	0	INJURED RESERVE				
11/14	Detroit	7	83	11.9	36	0	9	63	7.0	17	0	INJURED RESERVE				
11/21	at L.A. Chargers															
11/28	at Cincinnati															
12/05	Baltimore															
12/09	at Minnesota															
12/19	Tennessee															
12/26	at Kansas City															
01/03	Cleveland															
01/09	at Baltimore															
TOTALS		52	613	11.8	50T	3	17	129	7.6	24	0	15	129	8.6	24	0

RECEIVING:		BENNY SNELL JR.					JAMES WASHINGTON					DEREK WATT				
DATE	OPP	NO.	YDS	AVG	LG	TD	NO.	YDS	AVG	LG	TD	NO.	YDS	AVG	LG	TD
09/12	at Buffalo	0	0	0.0	--	0	2	10	5.0	9	0	0	0	0.0	--	0
09/19	Las Vegas	0	0	0.0	--	0	0	0	0.0	--	0	0	0	0.0	--	0
09/26	Cincinnati	0	0	0.0	--	0	3	20	6.7	8	0	1	3	3.0	3	0
10/03	at Green Bay	0	0	0.0	--	0	4	69	17.3	30	0	0	0	0.0	--	0
10/10	Denver	0	0	0.0	--	0	ON INACTIVE LIST					0	0	0.0	--	0
10/17	Seattle	0	0	0.0	--	0	1	9	9.0	9	0	0	0	0.0	--	0
10/31	at Cleveland	1	7	7.0	7	0	1	4	4.0	4	0	0	0	0.0	--	0
11/08	Chicago	0	0	0.0	--	0	1	42	42.0	42	0	1	3	3.0	3	0
11/14	Detroit	0	0	0.0	--	0	2	15	7.5	9t	1	1	9	9.0	9	0
11/21	at L.A. Chargers															
11/28	at Cincinnati															
12/05	Baltimore															
12/09	at Minnesota															
12/19	Tennessee															
12/26	at Kansas City															
01/03	Cleveland															
01/09	at Baltimore															
TOTALS		1	7	7.0	7	0	14	169	12.1	42	1	3	15	5.0	9	0

RECEIVING:		CODY WHITE				
DATE	OPP.	NO.	YDS	AVG	LG	TD
09/12	at Buffalo	PRACTICE SQUAD				
09/19	Las Vegas	PRACTICE SQUAD				
09/26	Cincinnati	2	17	8.5	11	0
10/03	at Green Bay	0	0	0.0	--	0
10/10	Denver	0	0	0.0	--	0
10/17	Seattle	0	0	0.0	--	0
10/31	at Cleveland	0	0	0.0	--	0
11/08	Chicago	0	0	0.0	--	0
11/14	Detroit	0	0	0.0	--	0
11/21	at L. A. Chargers					
11/28	at Cincinnati					
12/05	Baltimore					
12/09	at Minnesota					
12/19	Tennessee					
12/26	at Kansas City					
01/03	Cleveland					
01/09	at Baltimore					
TOTALS		2	17	8.5	11	0

2021 REGULAR SEASON INDIVIDUAL DEFENSIVE GAME-BY-GAME STATS																																						
		TYSON ALUALU										ISAIAH BUGGS										DEVIN BUSH																
DATE	OPP.	S	A	TK	TFL	TFLY	SK	SKY	INT	FR	FF	PR	PD	S	A	TK	TFL	TFLY	SK	SKY	INT	FR	FF	PR	PD	S	A	TK	TFL	TFLY	SK	SKY	INT	FR	FF	PR	PD	
09/12	at Buffalo	2	3	5	0	0	0.0	0.0	0	0	0	1	0	0	1	1	0	0	0.0	0	0	0	0	0	0	0	6	4	10	0	0	0.0	0.0	0	0	1	0	0
09/19	Las Vegas	INJURED RESERVE										0 0 0 0 0 0.0 0 0 0 0 0 0										ON INACTIVE LIST																
09/26	Cincinnati	INJURED RESERVE										1 2 3 0 0 0.0 0 0 0 0 0 0										0 2 2 0 0 0.0 0.0 0 0 0 0 0																
10/03	at Green Bay	INJURED RESERVE										1 1 2 1 1 0.0 0 0 0 0 0 0										5 1 6 1 6 1.0 6.0 0 0 0 2 0																
10/10	Denver	INJURED RESERVE										0 1 1 0 0 0.0 0 0 0 0 0 0										1 0 1 1 12 1.0 12.0 0 0 0 2 0																
10/17	Seattle	INJURED RESERVE										1 0 1 1 1 0.0 0 0 0 0 0 0										3 3 6 0 0 0.0 0.0 0 1 0 0 0																
10/31	at Cleveland	INJURED RESERVE										0 1 1 0 0 0.0 0 0 0 0 0 0										3 2 5 0 0 0.0 0.0 0 0 0 0 0																
11/08	Chicago	INJURED RESERVE										0 2 2 0 0 0.0 0 0 0 0 0 0										2 1 3 0 0 0.0 0.0 0 0 0 0 1																
11/14	Detroit	INJURED RESERVE										2 3 5 0 0 0.0 0 0 0 0 0 0										5 3 8 0 0 0.0 0.0 0 0 0 0 0																
11/21	at L.A. Chargers																																					
11/28	at Cincinnati																																					
12/05	Baltimore																																					
12/09	at Minnesota																																					
12/19	Tennessee																																					
12/26	at Kansas City																																					
01/03	Cleveland																																					
01/09	at Baltimore																																					
TOTALS		2	3	5	0	0	0.0	0.0	0	0	0	1	0	5	11	16	2	2	0.0	0.0	0	0	0	0	0	25	16	41	2	18	2.0	18.0	0	1	1	4	1	

DATE	OPP.	TACO CHARLTON												CARLOS DAVIS												TERRELL EDMUNDS																																																																																																																																																																																																																																																																																																																																																																																																																																																																																																																																																																																																																																																																																																																																																																																																																																																																																																	
		S	A	TK	TFL	TFLY	SK	SKY	INT	FR	FF	PR	PD	S	A	TK	TFL	TFLY	SK	SKY	INT	FR	FF	PR	PD	S	A	TK	TFL	TFLY	SK	SKY	INT	FR	FF	PR	PD																																																																																																																																																																																																																																																																																																																																																																																																																																																																																																																																																																																																																																																																																																																																																																																																																																																																																						
09/12	at Buffalo	NOT ON ROSTER												1	0	1	0	0	0.0	0.0	0	0	0	0	0	0	4	1	5	0	0	0.0	0.0	0	0	0	0	0	0	0	0	0	0	0	0	0																																																																																																																																																																																																																																																																																																																																																																																																																																																																																																																																																																																																																																																																																																																																																																																																																																																																													
09/19	Las Vegas	NOT ON ROSTER												ON INACTIVE LIST												5	1	6	2	2	0.0	0.0	0	0	0	0	0	0	0	0	0	0	0	0	0	0	0																																																																																																																																																																																																																																																																																																																																																																																																																																																																																																																																																																																																																																																																																																																																																																																																																																																																												
09/26	Cincinnati	PRACTICE SQUAD												ON INACTIVE LIST												2	3	5	1	0	0.0	0.0	1	0	0	0	1																																																																																																																																																																																																																																																																																																																																																																																																																																																																																																																																																																																																																																																																																																																																																																																																																																																																																						
10/03	at Green Bay	PRACTICE SQUAD												ON INACTIVE LIST												6	1	7	0	0	0.0	0.0	0	0	0	0	0	0	0	0	0	0	0	0	0	0	0	0																																																																																																																																																																																																																																																																																																																																																																																																																																																																																																																																																																																																																																																																																																																																																																																																																																																																											
10/10	Denver	PRACTICE SQUAD												ON INACTIVE LIST												4	3	7	0	0	0.0	0.0	0	0	0	0	0	0	0	0	0	0	0	0	0	0	0																																																																																																																																																																																																																																																																																																																																																																																																																																																																																																																																																																																																																																																																																																																																																																																																																																																																												
10/17	Seattle	PRACTICE SQUAD												ON INACTIVE LIST												2	1	3	0	0	0.0	0.0	0	0	0	0	0	0	0	0	0	0	0	0	0	0	0																																																																																																																																																																																																																																																																																																																																																																																																																																																																																																																																																																																																																																																																																																																																																																																																																																																																												
10/31	at Cleveland	PRACTICE SQUAD												INJURED RESERVE												4	1	5	0	0	0.0	0.0	0	0	0	0	0	0	0	0	0	0	0	0	0	0	0																																																																																																																																																																																																																																																																																																																																																																																																																																																																																																																																																																																																																																																																																																																																																																																																																																																																												
11/08	Chicago	2	1	3	0	0	0.0	0.0	0	0	0	0	0	INJURED RESERVE												4	0	4	0	0	0.0	0.0	0	0	0	0	0	0	0	0	0	0	0	0	0																																																																																																																																																																																																																																																																																																																																																																																																																																																																																																																																																																																																																																																																																																																																																																																																																																																																														
11/14	Detroit	1	2	3	0	0	0.0	0.0	0	0	0	0	0	INJURED RESERVE												4	1	5	2	16	1.0	13.0	0	0	0	0	0	0	0	0	0	0	0	0	0	0	0	0	0	0	0	0	0	0	0	0	0	0	0	0	0	0	0	0	0	0	0	0	0	0	0	0	0	0	0	0	0	0	0	0	0	0	0	0	0	0	0	0	0	0	0	0	0	0	0	0	0	0	0	0	0	0	0	0	0	0	0	0	0	0	0	0	0	0	0	0	0	0	0	0	0	0	0	0	0	0	0	0	0	0	0	0	0	0	0	0	0	0	0	0	0	0	0	0	0	0	0	0	0	0	0	0	0	0	0	0	0	0	0	0	0	0	0	0	0	0	0	0	0	0	0	0	0	0	0	0	0	0	0	0	0	0	0	0	0	0	0	0	0	0	0	0	0	0	0	0	0	0	0	0	0	0	0	0	0	0	0	0	0	0	0	0	0	0	0	0	0	0	0	0	0	0	0	0	0	0	0	0	0	0	0	0	0	0	0	0	0	0	0	0	0	0	0	0	0	0	0	0	0	0	0	0	0	0	0	0	0	0	0	0	0	0	0	0	0	0	0	0	0	0	0	0	0	0	0	0	0	0	0	0	0	0	0	0	0	0	0	0	0	0	0	0	0	0	0	0	0	0	0	0	0	0	0	0	0	0	0	0	0	0	0	0	0	0	0	0	0	0	0	0	0	0	0	0	0	0	0	0	0	0	0	0	0	0	0	0	0	0	0	0	0	0	0	0	0	0	0	0	0	0	0	0	0	0	0	0	0	0	0	0	0	0	0	0	0	0	0	0	0	0	0	0	0	0	0	0	0	0	0	0	0	0	0	0	0	0	0	0	0	0	0	0	0	0	0	0	0	0	0	0	0	0	0	0	0	0	0	0	0	0	0	0	0	0	0	0	0	0	0	0	0	0	0	0	0	0	0	0	0	0	0	0	0	0	0	0	0	0	0	0	0	0	0	0	0	0	0	0	0	0	0	0	0	0	0	0	0	0	0	0	0	0	0	0	0	0	0	0	0	0	0	0	0	0	0	0	0	0	0	0	0	0	0	0	0	0	0	0	0	0	0	0	0	0	0	0	0	0	0	0	0	0	0	0	0	0	0	0	0	0	0	0	0	0	0	0	0	0	0	0	0	0	0	0	0	0	0	0	0	0	0	0	0	0	0	0	0	0	0	0	0	0	0	0	0	0	0	0	0	0	0	0	0	0	0	0	0	0	0	0	0	0	0	0	0	0	0	0	0	0	0	0	0	0	0	0	0	0	0	0	0	0	0	0	0	0	0	0	0	0	0	0	0	0	0	0	0	0	0	0	0	0	0	0	0	0	0	0	0	0	0	0	0	0	0	0	0	0	0	0	0	0	0	0	0	0	0	0	0	0	0	0	0	0	0	0	0	0	0	0	0	0	0	0	0	0	0	0	0	0	0	0	0	0	0	0	0	0	0	0	0	0	0	0	0	0	0	0	0	0	0	0	0	0	0	0	0	0	0	0	0	0	0	0	0	0	0	0	0	0	0	0	0	0	0	0	0	0	0	0	0	0	0	0	0	0	0	0	0	0	0	0	0	0	0	0	0	0	0	0	0	0	0	0	0	0	0	0	0	0	0	0	0	0	0	0	0	0	0	0	0	0	0	0	0	0	0	0	0	0	0	0	0	0	0	0	0	0	0	0	0	0	0	0	0	0	0	0	0	0	0	0	0	0	0	0	0	0	0	0	0	0	0	0	0	0	0	0	0	0	0	0	0	0	0	0	0	0	0	0	0	0	0	0	0	0	0	0	0	0	0	0	0	0	0	0	0	0	0	0	0	0	0	0	0	0	0	0	0	0	0	0	0	0	0	0	0	0	0	0	0	0	0	0	0	0	0	0	0	0	0	0	0	0	0	0	0	0	0	0	0	0	0	0	0	0	0	0	0	0	0	0	0	0	0	0	0	0	0	0	0	0	0	0	0	0	0	0	0	0	0</

		CHRIS WORMLEY											
		TFL											
DATE	OPP.	S	A	TK	TFL	Y	SK	SKY	INT	FR	FF	PR	PD
09/12	at Buffalo	0	1	1	0	0	0.0	0.0	0	0	0	0	0
09/19	Las Vegas	1	0	1	0	0	0.0	0.0	0	0	0	0	0
09/26	Cincinnati	2	2	4	0	0	0.0	0.0	0	0	0	0	0
10/03	at Green Bay	3	1	4	0	0	0.0	0.0	0	0	1	0	0
10/10	Denver	1	0	1	0	0	0.0	0.0	0	0	0	0	0
10/17	Seattle	2	3	5	0	0	0.5	7.5	0	0	0	1	1
10/31	at Cleveland	2	2	4	1	5	1.0	5.0	0	0	0	1	0
11/08	Chicago	0	1	1	0	0	0.0	0.0	0	0	0	0	0
11/14	Detroit	2	1	3	0	0	0.0	0.0	0	0	0	0	0
11/21	at L.A. Chargers												
11/28	at Cincinnati												
12/05	Baltimore												
12/09	at Minnesota												
12/19	Tennessee												
12/26	at Kansas City												
01/03	Cleveland												
01/09	at Baltimore												
TOTALS		13	11	24	1	5	1.5	12.5	0	0	1	2	2

2021 REGULAR SEASON INDIVIDUAL GAME-BY-GAME STATS																					
FUMBLE RETURNS:		CHRIS BOSWELL					DEVIN BUSH					CAMERON HEYWARD					T.J. WATT				
DATE	OPP.	NO.	YDS	AVG	LG	TD	NO.	YDS	AVG	LG	TD	NO.	YDS	AVG	LG	TD	NO.	YDS	AVG	LG	TD
09/12	at Buffalo	0	0	0.0	--	0	0	0	0.0	--	0	1	0	0.0	--	0	0	0	0.0	--	0
09/19	Las Vegas	0	0	0.0	--	0	ON INACTIVE LIST					0	0	0.0	--	0	0	0	0.0	--	0
09/26	Cincinnati	0	0	0.0	--	0	0	0	0.0	--	0	0	0	0.0	--	0	ON INACTIVE LIST				
10/03	at Green Bay	0	0	0.0	--	0	0	0	0.0	--	0	0	0	0.0	--	0	1	0	0.0	--	0
10/10	Denver	0	0	0.0	--	0	0	0	0.0	--	0	0	0	0.0	--	0	0	0	0.0	--	0
10/17	Seattle	0	0	0.0	--	0	1	0	0.0	--	0	0	0	0.0	--	0	0	0	0.0	--	0
10/31	at Cleveland	0	0	0.0	--	0	0	0	0.0	--	0	0	0	0.0	--	0	1	0	0.0	--	0
11/08	Chicago	1	0	0.0	--	0	0	0	0.0	--	0	0	0	0.0	--	0	0	0	0.0	--	0
11/14	Detroit	0	0	0.0	--	0	0	0	0.0	--	0	0	0	0.0	--	0	0	0	0.0	--	0
11/21	at L.A. Chargers																				
11/28	at Cincinnati																				
12/05	Baltimore																				
12/09	at Minnesota																				
12/19	Tennessee																				
12/26	at Kansas City																				
01/03	Cleveland																				
01/09	at Baltimore																				
TOTALS		1	0	0.0	0	0	1	0	0.0	0	0	1	0	0.0	0	0	2	0	0.0	0	0

2021 REGULAR SEASON INDIVIDUAL GAME-BY-GAME STATS																
INTERCEPTION RETURNS:		TERRELL EDMUNDS					CAMERON HEYWARD					JAMES PIERRE				
DATE	OPP.	NO.	YDS	AVG	LG	TD	NO.	YDS	AVG	LG	TD	NO.	YDS	AVG	LG	TD
09/12	at Buffalo	0	0	0.0	--	0	0	0	0.0	--	0	0	0	0.0	--	0
09/19	Las Vegas	0	0	0.0	--	0	0	0	0.0	--	0	0	0	0.0	--	0
09/26	Cincinnati	1	15	15.0	15	0	0	0	0.0	--	0	0	0	0.0	--	0
10/03	at Green Bay	0	0	0.0	--	0	0	0	0.0	--	0	0	0	0.0	--	0
10/10	Denver	0	0	0.0	--	0	0	0	0.0	--	0	1	0	0.0	--	0
10/17	Seattle	0	0	0.0	--	0	0	0	0.0	--	0	0	0	0.0	--	0
10/31	at Cleveland	0	0	0.0	--	0	0	0	0.0	--	0	0	0	0.0	--	0
11/08	Chicago	0	0	0.0	--	0	1	0	0.0	--	0	0	0	0.0	--	0
11/14	Detroit	0	0	0.0	--	0	0	0	0.0	--	0	0	0	0.0	--	0
11/21	at L.A. Chargers															
11/28	at Cincinnati															
12/05	Baltimore															
12/09	at Minnesota															
12/19	Tennessee															
12/26	at Kansas City															
01/03	Cleveland															
01/09	at Baltimore															
TOTALS		1	15	15.0	15	0	1	0	0.0	0	0	1	0	0.0	0	0

2021 REGULAR SEASON INDIVIDUAL SPECIAL TEAMS GAME-BY-GAME STATS													
DATE	OPP.	MARCUS ALLEN			CHRIS BOSWELL			ULYSEES GILBERT III			PRESSLEY HARVIN III		
		TKL	AST	TOT	TKL	AST	TOT	TKL	AST	TOT	TKL	AST	TOT
09/12	at Buffalo	0	0	0	0	0	0	1	0	1	0	0	0
09/19	Las Vegas	0	0	0	0	0	0	0	0	0	0	0	0
09/26	Cincinnati	0	0	0	0	0	0	0	0	0	0	0	0
10/03	at Green Bay	0	0	0	0	0	0	0	0	0	0	0	0
10/10	Denver	0	0	0	0	0	0	0	1	1	0	0	0
10/17	Seattle	0	0	0	0	0	0	0	1	1	0	0	0
10/31	at Cleveland	0	0	0	0	0	0	0	0	0	0	0	0
11/08	Chicago	0	0	0	0	0	0	1	0	1	0	0	0
11/14	Detroit	1	0	1	0	0	0	0	1	1	1	0	1
11/21	at L.A. Chargers												
11/28	at Cincinnati												
12/05	Baltimore												
12/09	at Minnesota												
12/19	Tennessee												
12/26	at Kansas City												
01/03	Cleveland												
01/09	at Baltimore												
TOTALS		1	0	1	0	0	0	2	3	5	1	0	1

DATE	OPP.	JAMIR JONES			MILES KILLEBREW			CHRISTIAN KUNTZ			JUSTIN LAYNE		
		TKL	AST	TOT	TKL	AST	TOT	TKL	AST	TOT	TKL	AST	TOT
09/12	at Buffalo	0	0	0	0	0	0	0	0	0	0	1	1
09/19	Las Vegas	1	0	1	0	0	0	0	0	0	0	1	1
09/26	Cincinnati	1	0	1	0	0	0	0	0	0	1	0	1
10/03	at Green Bay	NOT ON ROSTER			1	1	2	1	0	1	0	0	0
10/10	Denver	NOT ON ROSTER			0	0	0	1	0	1	1	0	1
10/17	Seattle	NOT ON ROSTER			0	1	1	0	0	0	1	0	1
10/31	at Cleveland	NOT ON ROSTER			2	0	2	0	0	0	0	0	0
11/08	Chicago	NOT ON ROSTER			0	0	0	0	0	0	2	0	2
11/14	Detroit	NOT ON ROSTER			0	0	0	0	0	0	1	0	1
11/21	at L.A. Chargers												
11/28	at Cincinnati												
12/05	Baltimore												
12/09	at Minnesota												
12/19	Tennessee												
12/26	at Kansas City												
01/03	Cleveland												
01/09	at Baltimore												
TOTALS		2	0	2	3	2	5	2	0	2	6	2	8

DATE	OPP.	ARTHUR MAULET			TRE NORWOOD			JAMES PIERRE			BENNY SNELL JR.		
		TKL	AST	TOT	TKL	AST	TOT	TKL	AST	TOT	TKL	AST	TOT
09/12	at Buffalo	1	0	1	1	0	1	0	1	1	0	1	1
09/19	Las Vegas	0	0	0	0	0	0	0	1	1	0	0	0
09/26	Cincinnati	0	0	0	0	0	0	1	0	1	0	0	0
10/03	at Green Bay	0	0	0	0	0	0	0	0	0	0	0	0
10/10	Denver	0	0	0	0	0	0	0	0	0	0	0	0
10/17	Seattle	0	0	0	0	0	0	0	1	1	1	0	1
10/31	at Cleveland	0	0	0	0	0	0	0	0	0	0	0	0
11/08	Chicago	0	0	0	0	0	0	1	0	1	0	0	0
11/14	Detroit	0	0	0	0	0	0	0	2	2	0	1	1
11/21	at L.A. Chargers												
11/28	at Cincinnati												
12/05	Baltimore												
12/09	at Minnesota												
12/19	Tennessee												
12/26	at Kansas City												
01/03	Cleveland												
01/09	at Baltimore												
TOTALS		1	0	1	1	0	1	2	5	7	1	2	3

DATE	OPP.	ROBERT SPILLANE			DERREK TUSZKA			DEREK WATT			CODY WHITE		
		TKL	AST	TOT	TKL	AST	TOT	TKL	AST	TOT	TKL	AST	TOT
09/12	at Buffalo	ON INACTIVE LIST			PRACTICE SQUAD			1	0	1	PRACTICE SQUAD		
09/19	Las Vegas	0	2	2	PRACTICE SQUAD			0	0	0	PRACTICE SQUAD		
09/26	Cincinnati	0	0	0	PRACTICE SQUAD			1	0	1	0	0	0
10/03	at Green Bay	1	0	1	0	0	0	1	0	1	0	0	0
10/10	Denver	0	0	0	1	0	1	0	1	1	0	0	0
10/17	Seattle	1	0	1	0	0	0	2	0	2	0	0	0
10/31	at Cleveland	1	0	1	0	0	0	0	0	0	0	0	0
11/08	Chicago	0	0	0	0	0	0	1	0	1	1	1	2
11/14	Detroit	1	1	2	0	0	0	1	0	1	0	1	1
11/21	at L.A. Chargers												
11/28	at Cincinnati												
12/05	Baltimore												
12/09	at Minnesota												
12/19	Tennessee												
12/26	at Kansas City												
01/03	Cleveland												
01/09	at Baltimore												
TOTALS		4	3	7	1	0	1	7	1	8	1	2	3

2021 REGULAR SEASON INDIVIDUAL GAME-BY-GAME STATS								
PASSING:		PRESSLEY HARVIN III						
DATE	OPP	NO.	YDS	AVG	TB	IN 20	LG	NET
09/12	at Buffalo	5	207	41.4	0	2	51	41.2
09/19	Las Vegas	4	197	49.3	0	3	59	42.8
09/26	Cincinnati	4	162	40.5	0	1	50	38.3
10/03	at Green Bay	3	102	34.0	0	1	45	34.0
10/10	Denver	2	119	59.5	0	0	63	46.5
10/17	Seattle	7	335	47.9	1	4	58	42.1
10/31	at Cleveland	4	176	44.0	0	1	56	43.8
11/08	Chicago	5	196	39.2	1	2	46	35.2
11/14	Detroit	6	280	46.7	1	3	61	31.5
11/21	at L.A. Chargers							
11/28	at Cincinnati							
12/05	Baltimore							
12/09	at Minnesota							
12/19	Tennessee							
12/26	at Kansas City							
01/03	Cleveland							
01/09	at Baltimore							
TOTALS		40	1,774	44.4	3	17	63	39.0

2021 REGULAR SEASON INDIVIDUAL GAME-BY-GAME STATS											
FIELD GOALS:		CHRIS BOSWELL									
DATE	OPP.	0-19	20-29	30-39	40-49	50+	TOTAL	FGM	FGA	PCT	L6
09/12	at Buffalo	0/0	2/2	0/0	1/1	0/0	3/3	3	3	100.0%	45
09/19	Las Vegas	0/0	0/0	0/0	0/0	1/1	1/1	1	1	100.0%	56
09/26	Cincinnati	0/0	1/1	0/0	0/1	0/0	1/2	1	2	50.0%	26
10/03	at Green Bay	0/0	0/0	0/0	0/0	1/1	1/1	1	1	100.0%	52
10/10	Denver	0/0	0/0	0/0	2/2	0/0	2/2	2	2	100.0%	48
10/17	Seattle	0/0	1/1	1/1	0/0	1/1	3/3	3	3	100.0%	52
10/31	at Cleveland	0/0	0/0	1/1	0/0	0/0	1/1	1	1	100.0%	31
11/08	Chicago	0/0	0/0	0/0	1/1	2/2	3/3	3	3	100.0%	54
11/14	Detroit	0/0	2/2	0/0	0/0	1/1	3/3	3	3	100.0%	51
11/21	at L.A. Chargers										
11/28	at Cincinnati										
12/05	Baltimore										
12/09	at Minnesota										
12/19	Tennessee										
12/26	at Kansas City										
01/03	Cleveland										
01/09	at Baltimore										
TOTALS		0/0	6/6	2/2	4/5	6/6	18/19	18	19	94.7%	56

2021 REGULAR SEASON INDIVIDUAL GAME-BY-GAME STATS						
KICKOFF RETURNS:		RAY-RAY MCCLOUD				
DATE	OPP.	NO.	YDS	AVG	LG	FC
09/12	at Buffalo	0	0	0.0	--	0
09/19	Las Vegas	4	92	23.0	28	0
09/26	Cincinnati	1	22	22.0	22	0
10/03	at Green Bay	3	99	33.0	40	0
10/10	Denver	2	35	17.5	20	0
10/17	Seattle	3	73	24.3	37	0
10/31	at Cleveland	2	44	22.0	25	0
11/08	Chicago	2	40	20.0	21	0
11/14	Detroit	2	35	17.5	21	0
11/21	at L.A. Chargers					
11/28	at Cincinnati					
12/05	Baltimore					
12/09	at Minnesota					
12/19	Tennessee					
12/26	at Kansas City					
01/03	Cleveland					
01/09	at Baltimore					
TOTALS		19	440	23.2	40	0

2021 REGULAR SEASON INDIVIDUAL GAME-BY-GAME STATS						
PUNT RETURNS:		RAY-RAY MCCLOUD				
DATE	OPP.	NO.	YDS	AVG	LG	TD
09/12	at Buffalo	1	5	5.0	5	0
09/19	Las Vegas	2	21	10.5	15	1
09/26	Cincinnati	1	14	14.0	14	2
10/03	at Green Bay	1	14	14.0	14	1
10/10	Denver	1	0	0.0	--	3
10/17	Seattle	4	29	7.3	14	0
10/31	at Cleveland	2	29	14.5	19	0
11/08	Chicago	4	28	7.0	14	1
11/14	Detroit	6	54	9.0	13	1
11/21	at L.A. Chargers					
11/28	at Cincinnati					
12/05	Baltimore					
12/09	at Minnesota					
12/19	Tennessee					
12/26	at Kansas City					
01/03	Cleveland					
01/09	at Baltimore					
TOTALS		22	194	8.8	19	9



16

WEEK 10
Detroit Lions 16, Pittsburgh Steelers 16 (OT)
58,716 Heinz Field Nov 14, 2021



16

Detroit Lions	0	10	6	0	—	16
Pittsburgh Steelers	7	3	3	3	—	16

SCORING DRIVES

TEAM	QTR	TIME	SCORING PLAY	DET	PIT
Steelers	1	09:40	J.Washington 9 yd. pass from M.Rudolph (C.Boswell kick) (10-83, 5:20)	0	7
Lions	2	12:43	J.Jefferson 28 yd. run (R.Santoso kick) (3-39, 1:28)	7	7
Steelers	2	04:22	C.Boswell 20 yd. Field Goal (13-73, 8:21)	7	10
Lions	2	00:00	R.Santoso 20 yd. Field Goal (12-67, 4:22)	10	10
Lions	3	12:09	G.Igwebuike 42 yd. run (kick failed, wr) (6-85, 2:51)	16	10
Steelers	3	08:26	C.Boswell 23 yd. Field Goal (13-69, 3:43)	16	13
Steelers	4	11:31	C.Boswell 51 yd. Field Goal (6-17, 3:21)	16	16

DETROIT LIONS

PASSING	ATT	CP	YDS	SK/YD	TD	LG	INT	RTG
Jared Goff	25	14	114	4/37	0	30	0	67.8
TOTAL	25	14	114	4/37	0	30	0	67.8

RUSHING	ATT	YDS	AVG	LG	TD
D'Andre Swift	33	130	3.9	21	0
Godwin Igwebuike	2	56	28.0	42t	1
Jermar Jefferson	3	41	13.7	28t	1
Jason Cabinda	1	2	2.0	2	0
TOTAL	39	229	5.9	42T	2

RECEIVING	NO	YDS	AVG	LG	TD
Amon-Ra St. Brown	4	61	15.3	30	0
Kalif Raymond	4	29	7.3	12	0
D'Andre Swift	3	5	1.7	5	0
Trinity Benson	2	17	8.5	8	0
Brock Wright	1	2	2.0	2	0
TOTAL	14	114	8.1	30	0

TOP DEFENSE	TOT	SOLO	AST	SCK	YDS	INT
Alex Anzalone	9	6	3	0.0	0.0	0
Amani Oruwareye	7	5	2	0.0	0.0	0
Tracy Walker	7	7	0	0.0	0.0	0

FIELD GOALS	FGM/FGA	PERCENT	RESULTS
Ryan Santoso	1-2	50.0	20G, 48SH
TOTAL	1-2	50.0	

PITTSBURGH STEELERS

PASSING	ATT	CP	YDS	SK/YD	TD	LG	INT	RTG
Mason Rudolph	50	30	242	0/0	1	36	1	70.6
TOTAL	50	30	242	0/0	1	36	1	70.6

RUSHING	ATT	YDS	AVG	LG	TD
Najee Harris	26	105	4.0	12	0
Mason Rudolph	4	36	9.0	26	0
Benny Snell Jr.	1	4	4.0	4	0
TOTAL	31	145	4.7	26	0

RECEIVING	NO	YDS	AVG	LG	TD
Ray-Ray McCloud	9	63	7.0	17	0
Diontae Johnson	7	83	11.9	36	0
Pat Freiermuth	5	31	6.2	10	0
Najee Harris	4	28	7.0	10	0
James Washington	2	15	7.5	9t	1
Eric Ebron	2	13	6.5	9	0
Derek Watt	1	9	9.0	9	0
TOTAL	30	242	8.1	36	1

TOP DEFENSE	TOT	SOLO	AST	SCK	YDS	INT
Joe Schobert	13	8	5	0.0	0.0	0
Alex Highsmith	11	8	3	0.0	0.0	0
Devin Bush	8	5	3	0.0	0.0	0

FIELD GOALS	FGM/FGA	PERCENT	RESULTS
Chris Boswell	3-3	100.0	20G, 23G, 51G
TOTAL	3-3	100.0	

Team Statistics

First Downs	17	22
3rd-Down Eff. (Made/Att/Pct)	4/18/22%	7/17/41%
4th-Down Eff. (Made/Att/Pct)	2/2/100%	0/0/0%
Total Net Yards	306	387
Total Plays	68	81
Yards Per Play	4.5	4.8
Rushes/Net Yards	39/229	31/145
Net Passing	77	242
Pass Attempts/Completions	25/14	50/30
Had Intercepted	0	1
Sacked/Yards Lost	4/37	0/0
Punts/Average	10/46.4	6/46.7
Penalties/Yards	8/84	7/59
Fumbles/Lost	0/0	3/2
Possession Time	33:12	36:48

Lions Steelers



WEEK 9
Chicago Bears 27, Pittsburgh Steelers 29
60,788 Heinz Field Nov 8, 2021



Chicago Bears	0	3	3	21	—	27
Pittsburgh Steelers	7	7	6	9	—	29

SCORING DRIVES

TEAM	QTR	TIME	SCORING PLAY	CHI	PIT
Steelers	1	09:42	N.Harris 10 yd. run (C.Boswell kick) (6-59, 3:20)	0	7
Steelers	2	13:22	P.Freiermuth 4 yd. pass from B.Roethlisberger (C.Boswell kick) (9-36, 3:41)	0	14
Bears	2	00:15	C.Santos 30 yd. Field Goal (12-52, 4:32)	3	14
Bears	3	07:43	C.Santos 22 yd. Field Goal (10-89, 4:59)	6	14
Steelers	3	02:08	P.Freiermuth 10 yd. pass from B.Roethlisberger (kick failed, wl) (9-75, 5:35)	6	20
Bears	4	14:17	D.Mooney 15 yd. run (C.Santos kick) (6-82, 2:51)	13	20
Steelers	4	11:54	C.Boswell 54 yd. Field Goal (4-39, 2:23)	13	23
Bears	4	06:31	D.Houston-Carson 25 yd. fumble return (C.Santos kick)	20	23
Steelers	4	02:52	C.Boswell 52 yd. Field Goal (11-41, 3:39)	20	26
Bears	4	01:46	D.Mooney 16 yd. pass from J.Fields (C.Santos kick) (7-75, 1:06)	26	26
Steelers	4	00:26	C.Boswell 40 yd. Field Goal (7-52, 1:20)	27	29

CHICAGO BEARS

PASSING	ATT	CP	YDS	SK/YD	TD	LG	INT	RTG
Justin Fields	29	17	291	3/13	1	50	1	89.9
TOTAL	29	17	291	3/13	1	50	1	89.9

RUSHING	ATT	YDS	AVG	LG	TD
David Montgomery	13	63	4.8	21	0
Justin Fields	8	45	5.6	8	0
Darnell Mooney	1	15	15.0	15t	1
Khalil Herbert	4	13	3.3	8	0
TOTAL	26	136	5.2	21	1

RECEIVING	NO	YDS	AVG	LG	TD
Cole Kmet	6	87	14.5	25	0
Allen Robinson II	4	68	17.0	39	0
Darnell Mooney	3	41	13.7	20	1
David Montgomery	2	17	8.5	11	0
Marquise Goodwin	1	50	50.0	50	0
Jimmy Graham	1	28	28.0	28	0
TOTAL	17	291	17.1	50	1

TOP DEFENSE	TOT	SOLO	AST	SCK	YDS	INT
Roquan Smith	12	6	6	1.0	9.0	0
Danny Trevathan	7	3	4	0.0	0.0	0
Cassius Marsh	5	3	2	1.0	7.0	0

FIELD GOALS	FGM/FGA	PERCENT	RESULTS
Cairo Santos	2-3	66.7	30G, 22G, 65SH
TOTAL	2-3	66.7	

PITTSBURGH STEELERS

PASSING	ATT	CP	YDS	SK/YD	TD	LG	INT	RTG
Ben Roethlisberger	30	21	205	4/30	2	42	0	111.1
TOTAL	30	21	205	4/30	2	42	0	111.1

RUSHING	ATT	YDS	AVG	LG	TD
Najee Harris	22	62	2.8	13	1
Chase Claypool	2	13	6.5	11	0
James Washington	2	13	6.5	12	0
Diontae Johnson	2	11	5.5	11	0
Benny Snell Jr.	2	6	3.0	5	0
Ben Roethlisberger	2	0	0.0	1	0
TOTAL	32	105	3.3	13	1

RECEIVING	NO	YDS	AVG	LG	TD
Diontae Johnson	5	56	11.2	22	0
Pat Freiermuth	5	43	8.6	13	2
Chase Claypool	3	30	10.0	26	0
Najee Harris	3	16	5.3	9	0
James Washington	1	42	42.0	42	0
Ray-Ray McCloud	1	12	12.0	12	0
Derek Watt	1	3	3.0	3	0
Kalen Ballage	1	2	2.0	2	0
Kevin Rader	1	1	1.0	1	0
TOTAL	21	205	9.8	42	2

TOP DEFENSE	TOT	SOLO	AST	SCK	YDS	INT
Minkah Fitzpatrick	8	8	0	0.0	0.0	0
T.J. Watt	7	4	3	3.0	13.0	0
Joe Schobert	5	2	3	0.0	0.0	0

FIELD GOALS	FGM/FGA	PERCENT	RESULTS
Chris Boswell	3-3	100.0	54G, 52G, 40G
TOTAL	3-3	100.0	

Team Statistics

	Bears	Steelers
First Downs	20	20
3rd-Down Eff. (Made/Att/Pct)	4/12/33%	6/17/35%
4th-Down Eff. (Made/Att/Pct)	0/0/0%	2/2/100%
Total Net Yards	414	280
Total Plays	58	66
Yards Per Play	7.1	4.2
Rushes/Net Yards	26/136	32/105
Net Passing	278	175
Pass Attempts/Completions	29/17	30/21
Had Intercepted	1	0
Sacked/Yards Lost	3/13	4/30
Punts/Average	5/46.8	5/39.2
Penalties/Yards	12/115	5/30
Fumbles/Lost	1/1	1/1
Possession Time	25:55	34:05

Bears Steelers



15

WEEK 8

Pittsburgh Steelers 15, Cleveland Browns 10
67,431 🌐 FirstEnergy Stadium 🌐 Oct 31, 2021



10

Pittsburgh Steelers	0	3	6	6	—	15
Cleveland Browns	3	0	7	0	—	10

SCORING DRIVES

TEAM	QTR	TIME	SCORING PLAY	PIT	CLE
Browns	1	08:09	C.McLaughlin 30 yd. Field Goal (13-63, 6:51)	0	3
Steelers	2	09:18	C.Boswell 31 yd. Field Goal (10-47, 5:36)	3	3
Browns	3	09:36	D.Johnson 10 yd. run (C.McLaughlin kick) (8-86, 4:19)	3	10
Steelers	3	03:39	N.Harris 8 yd. run (pass failed) (12-78, 5:57)	9	10
Steelers	4	11:04	P.Freiermuth 2 yd. pass from B.Roethlisberger (pass failed) (13-83, 5:38)	15	10

PITTSBURGH STEELERS

PASSING	ATT	CP	YDS	SK/YD	TD	LG	INT	RTG
Ben Roethlisberger	34	22	266	2/11	1	50	0	98.4
Chris Boswell	1	0	0	0/0	0	0	0	39.6
TOTAL	35	22	266	2/11	1	50	0	95.7

RUSHING	ATT	YDS	AVG	LG	TD
Najee Harris	26	91	3.5	11	1
Chase Claypool	2	16	8.0	16	0
Ray-Ray McCloud	1	10	10.0	10	0
Anthony McFarland Jr.	1	1	1.0	1	0
Ben Roethlisberger	1	0	0.0	0	0
Kalen Ballage	1	-3	-3.0	-3	0
TOTAL	32	115	3.6	16	1

RECEIVING	NO	YDS	AVG	LG	TD
Diontae Johnson	6	98	16.3	50	0
Chase Claypool	4	45	11.3	16	0
Pat Freiermuth	4	44	11.0	22	1
Zach Gentry	3	39	13.0	24	0
Najee Harris	3	29	9.7	20	0
Benny Snell Jr.	1	7	7.0	7	0
James Washington	1	4	4.0	4	0
TOTAL	22	266	12.1	50	1

TOP DEFENSE	TOT	SOLO	AST	SCK	YDS	INT
Joe Schobert	9	6	3	0.0	0.0	0
T.J. Watt	6	4	2	1.5	7.5	0
Devin Bush	5	3	2	0.0	0.0	0

FIELD GOALS	FGM/FGA	PERCENT	RESULTS
Chris Boswell	1-1	100.0	31G
TOTAL	1-1	100.0	

CLEVELAND BROWNS

PASSING	ATT	CP	YDS	SK/YD	TD	LG	INT	RTG
Baker Mayfield	31	20	225	4/15	0	24	0	86.1
TOTAL	31	20	225	4/15	0	24	0	86.1

RUSHING	ATT	YDS	AVG	LG	TD
Nick Chubb	16	61	3.8	21	0
D'Ernest Johnson	4	22	5.5	11	1
Baker Mayfield	1	5	5.0	5	0
Jarvis Landry	1	5	5.0	5	0
Demetric Felton	1	3	3.0	3	0
TOTAL	23	96	4.2	21	1

RECEIVING	NO	YDS	AVG	LG	TD
Jarvis Landry	5	65	13.0	19	0
Austin Hooper	4	26	6.5	8	0
David Njoku	3	39	13.0	24	0
Harrison Bryant	2	33	16.5	21	0
Rashard Higgins	2	27	13.5	16	0
Demetric Felton	1	14	14.0	14	0
Nick Chubb	1	8	8.0	8	0
D'Ernest Johnson	1	7	7.0	7	0
Odell Beckham Jr.	1	6	6.0	6	0
TOTAL	20	225	11.3	24	0

TOP DEFENSE	TOT	SOLO	AST	SCK	YDS	INT
Malcolm Smith	10	9	1	0.0	0.0	0
Anthony Walker Jr.	8	2	6	0.0	0.0	0
Mack Wilson Sr.	7	5	2	0.0	0.0	0

FIELD GOALS	FGM/FGA	PERCENT	RESULTS
Chase McLaughlin	1-1	100.0	30G
TOTAL	1-1	100.0	

Team Statistics

	Steelers	Browns
First Downs	21	19
3rd-Down Eff. (Made/Att/Pct)	4/13/31%	3/10/30%
4th-Down Eff. (Made/Att/Pct)	2/4/50%	0/2/0%
Total Net Yards	370	306
Total Plays	69	58
Yards Per Play	5.4	5.3
Rushes/Net Yards	32/115	23/96
Net Passing	255	210
Pass Attempts/Completions	35/22	31/20
Had Intercepted	0	0
Sacked/Yards Lost	2/11	4/15
Punts/Average	4/44.0	4/49.3
Penalties/Yards	8/65	5/30
Fumbles/Lost	1/0	1/1
Possession Time	31:45	28:15

Steelers Browns



WEEK 6
Seattle Seahawks 20, Pittsburgh Steelers 23 (OT)
60,821 🇺🇸 Heinz Field 🇺🇸 Oct 17, 2021



Seattle Seahawks	0	0	14	6	0	—	20
Pittsburgh Steelers	0	14	3	3	3	—	23

SCORING DRIVES

TEAM	QTR	TIME	SCORING PLAY	SEA	PIT
Steelers	2	10:01	N.Harris 5 yd. pass from B.Roethlisberger (C.Boswell kick) (8-54, 4:10)	0	7
Steelers	2	01:04	E.Ebron 1 yd. run (C.Boswell kick) (14-84, 6:59)	0	14
Seahawks	3	09:55	A.Collins 2 yd. run (J.Myers kick) (10-75, 5:05)	7	14
Steelers	3	05:46	C.Boswell 27 yd. Field Goal (9-66, 4:09)	7	17
Seahawks	3	03:02	W.Dissly 1 yd. pass from G.Smith (J.Myers kick) (6-60, 2:44)	14	17
Seahawks	4	12:59	J.Myers 40 yd. Field Goal (8-36, 3:26)	17	17
Steelers	4	01:30	C.Boswell 52 yd. Field Goal (9-40, 3:49)	17	20
Seahawks	4	00:00	J.Myers 43 yd. Field Goal (9-50, 1:30)	20	20
Steelers	OT	02:50	C.Boswell 37 yd. Field Goal (3-3, 1:26)	20	23

SEATTLE SEAHAWKS

PASSING	ATT	CP	YDS	SK/YD	TD	LG	INT	RTG
Geno Smith	32	23	209	5/44	1	41	0	99.6
TOTAL	32	23	209	5/44	1	41	0	99.6

RUSHING	ATT	YDS	AVG	LG	TD
Alex Collins	20	101	5.1	21	1
Travis Homer	2	27	13.5	26	0
DeeJay Dallas	4	17	4.3	10	0
Geno Smith	1	-1	-1.0	-1	0
TOTAL	27	144	5.3	26	1

RECEIVING	NO	YDS	AVG	LG	TD
DK Metcalf	6	58	9.7	14	0
DeeJay Dallas	5	33	6.6	10	0
Gerald Everett	2	40	20.0	41	0
Tyler Lockett	2	35	17.5	21	0
Will Dissly	2	8	4.0	7	1
Freddie Swain	2	-4	-2.0	0	0
Travis Homer	1	27	27.0	27	0
Penny Hart	1	12	12.0	12	0
Phillip Dorsett II	1	3	3.0	3	0
Alex Collins	1	-3	-3.0	-3	0
TOTAL	23	209	9.1	41	1

TOP DEFENSE	TOT	SOLO	AST	SCK	YDS	INT
Bobby Wagner	14	8	6	0.0	0.0	0
Jordyn Brooks	14	7	7	0.0	0.0	0
D.J. Reed	9	7	2	0.0	0.0	0

FIELD GOALS	FGM/FGA	PERCENT	RESULTS
Jason Myers	2-2	100.0	40G, 43G
TOTAL	2-2	100.0	

PITTSBURGH STEELERS

PASSING	ATT	CP	YDS	SK/YD	TD	LG	INT	RTG
Ben Roethlisberger	40	29	229	1/3	1	23	0	94.7
TOTAL	40	29	229	1/3	1	23	0	94.7

RUSHING	ATT	YDS	AVG	LG	TD
Najee Harris	24	81	3.4	10	0
Diontae Johnson	1	25	25.0	25	0
Kalen Ballage	2	15	7.5	11	0
Eric Ebron	1	1	1.0	1t	1
Ben Roethlisberger	2	-3	-1.5	0	0
TOTAL	30	119	4.0	25	1

RECEIVING	NO	YDS	AVG	LG	TD
Diontae Johnson	9	71	7.9	23	0
Pat Freiermuth	7	58	8.3	12	0
Najee Harris	6	46	7.7	12	1
Ray-Ray McCloud	2	18	9.0	15	0
Chase Claypool	2	17	8.5	12	0
Eric Ebron	2	10	5.0	6	0
James Washington	1	9	9.0	9	0
TOTAL	29	229	7.9	23	1

TOP DEFENSE	TOT	SOLO	AST	SCK	YDS	INT
Cameron Heyward	9	6	3	1.0	8.0	0
Minkah Fitzpatrick	9	7	2	0.0	0.0	0
Alex Highsmith	7	2	5	1.5	15.5	0

FIELD GOALS	FGM/FGA	PERCENT	RESULTS
Chris Boswell	3-3	100.0	27G, 52G, 37G
TOTAL	3-3	100.0	

Team Statistics

First Downs	18	22
3rd-Down Eff. (Made/Att/Pct)	3/12/25%	5/14/36%
4th-Down Eff. (Made/Att/Pct)	0/0/0%	0/0/0%
Total Net Yards	309	345
Total Plays	64	71
Yards Per Play	4.8	4.9
Rushes/Net Yards	27/144	30/119
Net Passing	165	226
Pass Attempts/Completions	32/23	40/29
Had Intercepted	0	0
Sacked/Yards Lost	5/44	1/3
Punts/Average	8/45.5	7/47.9
Penalties/Yards	6/45	5/38
Fumbles/Lost	3/1	1/1
Possession Time	29:37	37:33

Seahawks Steelers



19

WEEK 5
Denver Broncos 19, Pittsburgh Steelers 27
59,841 🇺🇸 Heinz Field 🇺🇸 Oct 10, 2021



27

Denver Broncos	3	3	0	13	—	19
Pittsburgh Steelers	7	10	7	3	—	27

SCORING DRIVES

TEAM	QTR	TIME	SCORING PLAY	DEN	PIT
Steelers	1	12:02	D.Johnson 50 yd. pass from B.Roethlisberger (C.Boswell kick) (6-85, 2:58)	0	7
Broncos	1	01:43	B.McManus 39 yd. Field Goal (4-8, 2:14)	3	7
Steelers	2	12:42	C.Boswell 48 yd. Field Goal (9-45, 4:01)	3	10
Broncos	2	05:47	B.McManus 29 yd. Field Goal (7-49, 4:17)	6	10
Steelers	2	02:12	N.Harris 1 yd. run (C.Boswell kick) (6-75, 3:35)	6	17
Steelers	3	02:41	C.Claypool 18 yd. pass from B.Roethlisberger (C.Boswell kick) (14-86, 7:16)	6	24
Broncos	4	10:15	K.Hinton 2 yd. pass from T.Bridgewater (B.McManus kick) (14-75, 7:26)	13	24
Broncos	4	05:46	C.Sutton 39 yd. pass from T.Bridgewater (pass failed) (5-72, 1:54)	19	24
Steelers	4	02:29	C.Boswell 43 yd. Field Goal (7-49, 3:17)	19	27

DENVER BRONCOS

PASSING	ATT	CP	YDS	SK/YD	TD	LG	INT	RTG
Teddy Bridgewater	38	24	288	2/20	2	39t	1	92.9
TOTAL	38	24	288	2/20	2	39T	1	92.9

RUSHING	ATT	YDS	AVG	LG	TD
Javonte Williams	8	61	7.6	49	0
Melvin Gordon III	9	34	3.8	8	0
Teddy Bridgewater	1	11	11.0	11	0
TOTAL	18	106	5.9	49	0

RECEIVING	NO	YDS	AVG	LG	TD
Courtland Sutton	7	120	17.1	39t	1
Tim Patrick	7	89	12.7	23	0
Javonte Williams	3	25	8.3	10	0
Noah Fant	3	20	6.7	9	0
Kendall Hinton	2	25	12.5	23	1
Melvin Gordon III	2	9	4.5	6	0
TOTAL	24	288	12.0	39T	2

TOP DEFENSE	TOT	SOLO	AST	SCK	YDS	INT
Alexander Johnson	8	5	3	0.0	0.0	0
Justin Simmons	8	5	3	0.0	0.0	0
Kareem Jackson	7	6	1	0.0	0.0	0

FIELD GOALS	FGM/FGA	PERCENT	RESULTS
Brandon McManus	2-2	100.0	39G, 29G
TOTAL	2-2	100.0	

PITTSBURGH STEELERS

PASSING	ATT	CP	YDS	SK/YD	TD	LG	INT	RTG
Ben Roethlisberger	25	15	253	1/9	2	59	0	120.9
TOTAL	25	15	253	1/9	2	59	0	120.9

RUSHING	ATT	YDS	AVG	LG	TD
Najee Harris	23	122	5.3	20	1
Benny Snell Jr.	5	20	4.0	9	0
JuJu Smith-Schuster	2	6	3.0	3	0
Kalen Ballage	4	0	0.0	3	0
Ben Roethlisberger	1	-1	-1.0	-1	0
TOTAL	35	147	4.2	20	1

RECEIVING	NO	YDS	AVG	LG	TD
Chase Claypool	5	130	26.0	59	1
Diontae Johnson	2	72	36.0	50t	1
Najee Harris	2	20	10.0	14	0
Eric Ebron	2	10	5.0	5	0
Pat Freiermuth	2	7	3.5	4	0
Zach Gentry	1	13	13.0	13	0
Ray-Ray McCloud	1	1	1.0	1	0
TOTAL	15	253	16.9	59	2

TOP DEFENSE	TOT	SOLO	AST	SCK	YDS	INT
Minkah Fitzpatrick	10	5	5	0.0	0.0	0
Terrell Edmunds	7	4	3	0.0	0.0	0
James Pierre	6	6	0	0.0	0.0	1

FIELD GOALS	FGM/FGA	PERCENT	RESULTS
Chris Boswell	2-2	100.0	48G, 43G
TOTAL	2-2	100.0	

Team Statistics

First Downs	17	19
3rd-Down Eff. (Made/Att/Pct)	2/12/17%	7/12/58%
4th-Down Eff. (Made/Att/Pct)	3/4/75%	0/0/0%
Total Net Yards	374	391
Total Plays	58	61
Yards Per Play	6.4	6.4
Rushes/Net Yards	18/106	35/147
Net Passing	268	244
Pass Attempts/Completions	38/24	25/15
Had Intercepted	1	0
Sacked/Yards Lost	2/20	1/9
Punts/Average	4/44.0	2/59.5
Penalties/Yards	7/67	8/59
Fumbles/Lost	0/0	1/1
Possession Time	26:58	33:02

Broncos Steelers



17

WEEK 4

Pittsburgh Steelers 17, Green Bay Packers 27
78,281 🌐 Lambeau Field 🌐 Oct 3, 2021



27

Pittsburgh Steelers	7	3	0	7	—	17
Green Bay Packers	0	17	10	0	—	27

SCORING DRIVES

TEAM	QTR	TIME	SCORING PLAY	PIT	GB
Steelers	1	10:04	D.Johnson 45 yd. pass from B.Roethlisberger (C.Boswell kick) (8-75, 4:56)	7	0
Steelers	2	13:22	Aa.Rodgers 4 yd. run (M.Crosby kick) (13-64, 4:51)	7	7
Packers	2	10:55	R.Cobb 23 yd. pass from Aa.Rodgers (M.Crosby kick) (4-23, 1:33)	7	14
Steelers	2	05:41	C.Boswell 52 yd. Field Goal (10-41, 5:14)	10	14
Packers	2	00:05	M.Crosby 26 yd. Field Goal (13-76, 5:36)	10	17
Packers	3	09:31	M.Crosby 29 yd. Field Goal (12-64, 5:29)	10	20
Packers	3	04:46	R.Cobb 1 yd. pass from Aa.Rodgers (M.Crosby kick) (4-40, 2:15)	10	27
Steelers	4	04:04	N.Harris 1 yd. run (C.Boswell kick) (8-65, 2:53)	17	27

PITTSBURGH STEELERS

PASSING	ATT	CP	YDS	SK/YD	TD	LG	INT	RTG
Ben Roethlisberger	40	26	232	2/12	1	45t	1	78.3
TOTAL	40	26	232	2/12	1	45T	1	78.3

RUSHING	ATT	YDS	AVG	LG	TD
Najee Harris	15	62	4.1	11	1
Benny Snell Jr.	1	0	0.0	0	0
TOTAL	16	62	3.9	11	1

RECEIVING	NO	YDS	AVG	LG	TD
Diontae Johnson	9	92	10.2	45t	1
Najee Harris	6	29	4.8	9	0
James Washington	4	69	17.3	30	0
JuJu Smith-Schuster	2	11	5.5	9	0
Eric Ebron	2	8	4.0	4	0
Pat Freiermuth	1	11	11.0	11	0
Zach Gentry	1	10	10.0	10	0
Ray-Ray McCloud	1	2	2.0	2	0
TOTAL	26	232	8.9	45T	1

TOP DEFENSE	TOT	SOLO	AST	SCK	YDS	INT
Cameron Heyward	8	5	3	0.0	0.0	0
Joe Schobert	8	5	3	0.0	0.0	0
Minkah Fitzpatrick	8	6	2	0.0	0.0	0

FIELD GOALS	FGM/FGA	PERCENT	RESULTS
Chris Boswell	1-1	100.0	52G
TOTAL	1-1	100.0	

GREEN BAY PACKERS

PASSING	ATT	CP	YDS	SK/YD	TD	LG	INT	RTG
Aaron Rodgers	36	20	248	3/12	2	28	0	95.6
TOTAL	36	20	248	3/12	2	28	0	95.6

RUSHING	ATT	YDS	AVG	LG	TD
AJ Dillon	15	81	5.4	25	0
Aaron Jones	15	48	3.2	15	0
Aaron Rodgers	3	2	0.7	4t	1
TOTAL	33	131	4.0	25	1

RECEIVING	NO	YDS	AVG	LG	TD
Davante Adams	6	64	10.7	21	0
Randall Cobb	5	69	13.8	25	2
Aaron Jones	3	51	17.0	26	0
Allen Lazard	2	33	16.5	28	0
Robert Tonyan	2	8	4.0	6	0
AJ Dillon	1	16	16.0	16	0
Marcedes Lewis	1	7	7.0	7	0
TOTAL	20	248	12.4	28	2

TOP DEFENSE	TOT	SOLO	AST	SCK	YDS	INT
De'Vondre Campbell	9	5	4	0.0	0.0	0
Eric Stokes	8	8	0	0.0	0.0	1
Oren Burks	6	3	3	0.0	0.0	0

FIELD GOALS	FGM/FGA	PERCENT	RESULTS
Mason Crosby	2-2	100.0	26G, 29G
TOTAL	2-2	100.0	

Team Statistics

First Downs	17	23
3rd-Down Eff. (Made/Att/Pct)	4/11/36%	9/15/60%
4th-Down Eff. (Made/Att/Pct)	0/2/0%	0/1/0%
Total Net Yards	282	367
Total Plays	58	72
Yards Per Play	4.9	5.1
Rushes/Net Yards	16/62	33/131
Net Passing	220	236
Pass Attempts/Completions	40/26	36/20
Had Intercepted	1	0
Sacked/Yards Lost	2/12	3/12
Punts/Average	3/34.0	3/46.0
Penalties/Yards	5/34	3/25
Fumbles/Lost	1/1	1/1
Possession Time	25:19	34:41

Steelers Packers



24

WEEK 3
Cincinnati Bengals 24, Pittsburgh Steelers 10
58,076 Heinz Field Sep 26, 2021



10

Cincinnati Bengals	7	7	10	0	—	24
Pittsburgh Steelers	0	7	0	3	—	10

SCORING DRIVES

TEAM	QTR	TIME	SCORING PLAY	CIN	PIT
Bengals	1	02:54	T.Boyd 17 yd. pass from J.Burrow (E.McPherson kick) (6-42, 3:51)	7	0
Steelers	2	01:04	P.Freiermuth 4 yd. pass from B.Roethlisberger (C.Boswell kick) (15-86, 8:32)	7	7
Bengals	2	00:37	J.Chase 34 yd. pass from J.Burrow (E.McPherson kick) (3-75, 0:27)	14	7
Bengals	3	08:47	E.McPherson 43 yd. Field Goal (10-55, 6:13)	17	7
Bengals	3	06:18	J.Chase 9 yd. pass from J.Burrow (E.McPherson kick) (3-19, 1:33)	24	7
Steelers	4	08:09	C.Boswell 26 yd. Field Goal (18-88, 9:03)	24	10

CINCINNATI BENGALS

PASSING	ATT	CP	YDS	SK/YD	TD	LG	INT	RTG
Joe Burrow	18	14	172	0/0	3	34t	1	122.9
TOTAL	18	14	172	0/0	3	34T	1	122.9

RUSHING	ATT	YDS	AVG	LG	TD
Joe Mixon	18	90	5.0	27	0
Joe Burrow	5	7	1.4	8	0
Samaje Perine	1	-1	-1.0	-1	0
TOTAL	24	96	4.0	27	0

RECEIVING	NO	YDS	AVG	LG	TD
Ja'Marr Chase	4	65	16.3	34t	2
Tyler Boyd	4	36	9.0	17t	1
Chris Evans	2	26	13.0	14	0
Mike Thomas	1	19	19.0	19	0
Auden Tate	1	14	14.0	14	0
Samaje Perine	1	8	8.0	8	0
Joe Mixon	1	4	4.0	4	0
TOTAL	14	172	12.3	34T	3

TOP DEFENSE	TOT	SOLO	AST	SCK	YDS	INT
Logan Wilson	14	6	8	0.0	0.0	2
Jessie Bates III	9	6	3	0.0	0.0	0
Eli Apple	8	4	4	0.0	0.0	0

FIELD GOALS	FGM/FGA	PERCENT	RESULTS
Evan McPherson	1-1	100.0	43G
TOTAL	1-1	100.0	

PITTSBURGH STEELERS

PASSING	ATT	CP	YDS	SK/YD	TD	LG	INT	RTG
Ben Roethlisberger	58	38	318	4/21	1	29	2	70.9
TOTAL	58	38	318	4/21	1	29	2	70.9

RUSHING	ATT	YDS	AVG	LG	TD
Najee Harris	14	40	2.9	20	0
Ben Roethlisberger	1	5	5.0	5	0
TOTAL	15	45	3.0	20	0

RECEIVING	NO	YDS	AVG	LG	TD
Najee Harris	14	102	7.3	21	0
Chase Claypool	9	96	10.7	29	0
Ray-Ray McCloud	3	33	11.0	24	0
JuJu Smith-Schuster	3	25	8.3	16	0
Pat Freiermuth	3	22	7.3	15	1
James Washington	3	20	6.7	8	0
Cody White	2	17	8.5	11	0
Derek Watt	1	3	3.0	3	0
TOTAL	38	318	8.4	29	1

TOP DEFENSE	TOT	SOLO	AST	SCK	YDS	INT
Cameron Heyward	5	1	4	0.0	0.0	0
Joe Schobert	5	4	1	0.0	0.0	0
Terrell Edmunds	5	2	3	0.0	0.0	1

FIELD GOALS	FGM/FGA	PERCENT	RESULTS
Chris Boswell	1-2	50.0	42WL, 26G
TOTAL	1-2	50.0	

Team Statistics

First Downs	12	21
3rd-Down Eff. (Made/Att/Pct)	3/9/33%	9/19/47%
4th-Down Eff. (Made/Att/Pct)	0/0/0%	0/2/0%
Total Net Yards	268	342
Total Plays	42	77
Yards Per Play	6.4	4.4
Rushes/Net Yards	24/96	15/45
Net Passing	172	297
Pass Attempts/Completions	18/14	58/38
Had Intercepted	1	2
Sacked/Yards Lost	0/0	4/21
Punts/Average	5/48.2	4/40.5
Penalties/Yards	10/89	10/73
Fumbles/Lost	0/0	1/0
Possession Time	24:38	35:22

Bengals Steelers



WEEK 2
Las Vegas Raiders 26, Pittsburgh Steelers 17
63,707 🇺🇸 Heinz Field 🇺🇸 Sep 19, 2021



Las Vegas Raiders	3	6	7	10	—	26
Pittsburgh Steelers	0	7	0	10	—	17

SCORING DRIVES

TEAM	QTR	TIME	SCORING PLAY	LV	PIT
Raiders	1	03:10	D.Carlson 46 yd. Field Goal (5-12, 2:34)	3	0
Raiders	2	09:34	D.Carlson 33 yd. Field Goal (8-47, 3:58)	6	0
Steelers	2	06:25	J.Smith-Schuster 3 yd. run (C.Boswell kick) (7-75, 3:09)	6	7
Raiders	2	00:02	D.Carlson 41 yd. Field Goal (13-53, 6:23)	9	7
Raiders	3	05:02	F.Moreau 9 yd. pass from D.Carr (D.Carlson kick) (7-82, 4:09)	16	7
Steelers	4	11:15	N.Harris 25 yd. pass from B.Roethlisberger (C.Boswell kick) (5-80, 1:41)	16	14
Raiders	4	09:35	H.Ruggs 61 yd. pass from D.Carr (D.Carlson kick) (5-75, 1:40)	23	14
Steelers	4	03:42	C.Boswell 56 yd. Field Goal (8-30, 2:09)	23	17
Raiders	4	00:20	D.Carlson 45 yd. Field Goal (7-46, 3:22)	26	17

LAS VEGAS RAIDERS

PASSING	ATT	CP	YDS	SK/YD	TD	LG	INT	RTG
Derek Carr	37	28	382	2/9	2	61t	0	126.2
TOTAL	37	28	382	2/9	2	61t	0	126.2

RUSHING	ATT	YDS	AVG	LG	TD
Peyton Barber	13	32	2.5	13	0
Kenyan Drake	7	9	1.3	5	0
Derek Carr	4	9	2.3	5	0
Henry Ruggs III	1	2	2.0	2	0
TOTAL	25	52	2.1	13	0

RECEIVING	NO	YDS	AVG	LG	TD
Henry Ruggs III	5	113	22.6	61t	1
Darren Waller	5	65	13.0	25	0
Hunter Renfrow	5	57	11.4	23	0
Kenyan Drake	5	46	9.2	13	0
Bryan Edwards	3	40	13.3	18	0
Foster Moreau	2	34	17.0	25	1
Derek Carrier	2	13	6.5	9	0
Willie Snead IV	1	14	14.0	14	0
TOTAL	28	382	13.6	61t	2

TOP DEFENSE	TOT	SOLO	AST	SCK	YDS	INT
Denzel Perryman	12	6	6	0.0	0.0	0
Johnathan Abram	7	5	2	0.0	0.0	0
Trayvon Mullen Jr.	7	6	1	0.0	0.0	1

FIELD GOALS	FGM/FGA	PERCENT	RESULTS
Daniel Carlson	4-4	100.0	46G, 33G, 41G, 45G
TOTAL	4-4	100.0	

PITTSBURGH STEELERS

PASSING	ATT	CP	YDS	SK/YD	TD	LG	INT	RTG
Ben Roethlisberger	40	27	295	2/3	1	52	1	87.0
TOTAL	40	27	295	2/3	1	52	1	87.0

RUSHING	ATT	YDS	AVG	LG	TD
Najee Harris	10	38	3.8	14	0
JuJu Smith-Schuster	1	3	3.0	3t	1
Benny Snell Jr.	2	1	0.5	1	0
Chase Claypool	1	-3	-3.0	-3	0
TOTAL	14	39	2.8	14	1

RECEIVING	NO	YDS	AVG	LG	TD
Diontae Johnson	9	105	11.7	41	0
JuJu Smith-Schuster	6	41	6.8	17	0
Najee Harris	5	43	8.6	25t	1
Pat Freiermuth	4	36	9.0	14	0
Chase Claypool	3	70	23.3	52	0
TOTAL	27	295	10.9	52	1

TOP DEFENSE	TOT	SOLO	AST	SCK	YDS	INT
Joe Schobert	10	6	4	0.0	0.0	0
Robert Spillane	10	7	3	0.0	0.0	0
Cameron Heyward	7	4	3	0.0	0.0	0

FIELD GOALS	FGM/FGA	PERCENT	RESULTS
Chris Boswell	1-1	100.0	56G
TOTAL	1-1	100.0	

Team Statistics

First Downs	22	17
3rd-Down Eff. (Made/Att/Pct)	5/13/38%	5/12/42%
4th-Down Eff. (Made/Att/Pct)	1/1/100%	0/1/0%
Total Net Yards	425	331
Total Plays	64	56
Yards Per Play	6.6	5.9
Rushes/Net Yards	25/52	14/39
Net Passing	373	292
Pass Attempts/Completions	37/28	40/27
Had Intercepted	0	1
Sacked/Yards Lost	2/9	2/3
Punts/Average	4/47.5	4/49.3
Penalties/Yards	5/40	5/43
Fumbles/Lost	2/0	1/0
Possession Time	34:22	25:38

Raiders Steelers



WEEK 1
Pittsburgh Steelers 23, Buffalo Bills 16
69,787 Highmark Stadium Sep 12, 2021



Pittsburgh Steelers	0	0	6	17	—	23
Buffalo Bills	3	7	0	6	—	16

SCORING DRIVES

TEAM	QTR	TIME	SCORING PLAY	PIT	BUF
Bills	1	13:30	T.Bass 37 yd. Field Goal (4-5, 1:30)	0	3
Bills	2	00:22	G.Davis 3 yd. pass from J.Allen (T.Bass kick) (13-91, 5:39)	0	10
Steelers	3	10:23	C.Boswell 24 yd. Field Goal (10-69, 4:37)	3	10
Steelers	3	01:47	C.Boswell 20 yd. Field Goal (11-62, 4:01)	6	10
Steelers	4	11:19	D.Johnson 5 yd. pass from B.Roethlisberger (C.Boswell kick) (4-52, 2:23)	13	10
Steelers	4	09:45	U.Gilbert 9 yd. return of blocked punt (C.Boswell kick)	20	10
Bills	4	05:23	T.Bass 25 yd. Field Goal (9-67, 4:22)	20	13
Steelers	4	02:42	C.Boswell 45 yd. Field Goal (9-48, 2:41)	23	13
Bills	4	00:46	T.Bass 42 yd. Field Goal (10-40, 1:56)	23	16

PITTSBURGH STEELERS

PASSING	ATT	CP	YDS	SK/YD	TD	LG	INT	RTG
Ben Roethlisberger	32	18	188	2/11	1	24	0	83.9
TOTAL	32	18	188	2/11	1	24	0	83.9

RUSHING	ATT	YDS	AVG	LG	TD
Najee Harris	16	45	2.8	18	0
Chase Claypool	1	25	25.0	25	0
Ben Roethlisberger	4	5	1.3	8	0
TOTAL	21	75	3.6	25	0

RECEIVING	NO	YDS	AVG	LG	TD
Diontae Johnson	5	36	7.2	14	1
JuJu Smith-Schuster	4	52	13.0	24	0
Chase Claypool	3	45	15.0	22	0
James Washington	2	10	5.0	9	0
Pat Freiermuth	1	24	24.0	24	0
Eric Ebron	1	19	19.0	19	0
Najee Harris	1	4	4.0	4	0
Zach Gentry	1	-2	-2.0	-2	0
TOTAL	18	188	10.4	24	1

TOP DEFENSE	TOT	SOLO	AST	SCK	YDS	INT
Devin Bush	10	6	4	0.0	0.0	0
Minkah Fitzpatrick	10	6	4	0.0	0.0	0
James Pierre	6	6	0	0.0	0.0	0

FIELD GOALS	FGM/FGA	PERCENT	RESULTS
Chris Boswell	3-3	100.0	24G, 20G, 45G
TOTAL	3-3	100.0	

BUFFALO BILLS

PASSING	ATT	CP	YDS	SK/YD	TD	LG	INT	RTG
Josh Allen	51	30	270	3/16	1	37	0	79.7
TOTAL	51	30	270	3/16	1	37	0	79.7

RUSHING	ATT	YDS	AVG	LG	TD
Devin Singletary	11	72	6.5	25	0
Josh Allen	9	44	4.9	11	0
Matt Breida	4	4	1.0	7	0
Isaiah McKenzie	1	-3	-3.0	-3	0
TOTAL	25	117	4.7	25	0

RECEIVING	NO	YDS	AVG	LG	TD
Stefon Diggs	9	69	7.7	13	0
Cole Beasley	8	60	7.5	12	0
Emmanuel Sanders	4	52	13.0	16	0
Dawson Knox	4	41	10.3	13	0
Devin Singletary	3	8	2.7	5	0
Gabriel Davis	2	40	20.0	37	1
TOTAL	30	270	9.0	37	1

TOP DEFENSE	TOT	SOLO	AST	SCK	YDS	INT
Taron Johnson	7	7	0	0.0	0.0	0
Jordan Poyer	6	5	1	1.0	10.0	0
Micah Hyde	6	5	1	0.0	0.0	0

FIELD GOALS	FGM/FGA	PERCENT	RESULTS
Tyler Bass	3-3	100.0	37G, 25G, 42G
TOTAL	3-3	100.0	

Team Statistics

	Steelers	Bills
First Downs	16	22
3rd-Down Eff. (Made/Att/Pct)	4/12/33%	8/18/44%
4th-Down Eff. (Made/Att/Pct)	0/0/0%	1/3/33%
Total Net Yards	252	371
Total Plays	55	79
Yards Per Play	4.6	4.7
Rushes/Net Yards	21/75	25/117
Net Passing	177	254
Pass Attempts/Completions	32/18	51/30
Had Intercepted	0	0
Sacked/Yards Lost	2/11	3/16
Punts/Average	5/41.4	4/34.3
Penalties/Yards	5/32	8/81
Fumbles/Lost	1/0	4/1
Possession Time	26:43	33:17

THE LAST TIME THE STEELERS/OPPONENT...	
Overtime Game Won	Two 100-Yard Rushers in Same Game
By Steelers – Pittsburgh 23, Seattle 20, 10/17/21	By Steelers – at Carolina (Le’Veon Bell 147, LeGarrette Blount 118), 9/21/14
By Opponent – Chicago 23, Pittsburgh 17, 9/24/17	By Opponent – None
Tie Game	200 Yards Rushing
Home – Pittsburgh 16, Detroit 16, 11/14/21	By Steelers – Le’Veon Bell (236 yards) at Buffalo, 12/11/16
Away – Pittsburgh 21, at Cleveland 21, 9/9/18	By Opponent – Jay Ajayi (204 yards) at Miami, 10/16/16
Shutout	300 Yards Passing
By Steelers – Pittsburgh 27, St. Louis 0, 12/24/11	By Steelers – Ben Roethlisberger (315 yards) vs. Cincinnati, 9/26/21
By Opponent – Jacksonville 9, Pittsburgh 0, 9/18/06	By Opponent – Drew Brees (326 yards) at New Orleans, 12/23/18
Kickoff Returned for a TD	400 Yards Passing
By Steelers – JuJu Smith Schuster (96 yards) vs. Cleveland, 12/31/17	By Steelers – Ben Roethlisberger (402 yards) at Denver, 11/25/18
By Opponent – Jacoby Jones (108 yards) vs. Baltimore, 11/2/14	By Opponent – Ryan Fitzpatrick (411 yards) at Tampa Bay, 9/24/18
Punt Returned for a TD	500 Yards Passing
By Steelers – Diontae Johnson (85 yards) vs. Arizona, 12/8/19	By Steelers – Ben Roethlisberger (506 yards) vs. Baltimore, 12/10/17
By Opponent – Jacksonville 9, Pittsburgh 0, 9/18/06	By Opponent – None
Intercepted Pass Returned for a TD	200 Yards Receiving
By Steelers – Joe Haden (14 yards) vs. Baltimore, 12/2/20	By Steelers – Markus Wheaton [201 yards] at Seattle, 11/29/15
By Opponent – Taron Johnson (51 yards) at Buffalo, 12/13/20	By Opponent – A.J. Green (224 yards) at Cincinnati, 12/7/14
Fumble Returned for a TD	Four TD Passes
By Steelers – Minkah Fitzpatrick (43 yards) vs. L.A. Rams, 11/10/19	By Steelers – Ben Roethlisberger vs. Cincinnati, 11/15/20
By Opponent – DeAndre Houston-Carson (25 yards) at Pittsburgh, 11/8/21	By Opponent – Derek Carr vs. Oakland, 11/8/15
Blocked Punt	Five TD Passes
By Steelers – Miles Killebrew at Buffalo, 9/12/21	By Steelers – Ben Roethlisberger vs. Carolina, 11/8/18
By Opponent – Javorius Allen at Baltimore, 11/6/16	By Opponent – Russell Wilson at Seattle, 11/29/15
Blocked Punt for a TD	Six TD Passes
By Steelers – Ulysees Gilbert III (8 yards) at Buffalo, 9/12/21	By Steelers – Ben Roethlisberger vs. Baltimore, 11/2/14
By Opponent – Chris Moore (14 yards) at Baltimore, 11/6/16	By Opponent – Patrick Mahomes vs. Kansas City, 9/16/18
Blocked Field Goal	Three TD Receptions
By Steelers – J.J. Fort at New Orleans, 12/23/18	By Steelers – Chase Claypool vs. Philadelphia, 10/11/20
By Opponent – Justin Simmons at Denver, 11/25/18	By Opponent – Doug Baldwin at Seattle, 11/29/15
Blocked Field Goal for a TD	Four TD Receptions
By Steelers – Bob O’Neill (73 yards) vs. Chicago Cards, 10/13/57	By Steelers – Roy Jefferson vs. Atlanta, 11/3/68
By Opponent – Chris Moore (14 yards) at Baltimore, 11/6/16	By Opponent – Don Beebe at Buffalo, 9/8/91
Blocked PAT	Three TDs Rushing
By Steelers – Cameron Heyward vs. Indianapolis, 11/3/19	By Steelers – Le’Veon Bell at Buffalo, 12/11/16
By Opponent – Tyrone Crawford at Dallas, 11/8/20	By Opponent – Arlen Harris vs. St. Louis, 10/26/03
Safety Scored	Four Field Goals
By Steelers – vs. Denver (Sam Martin tackled in endzone by Derek Watt), 9/20/20	By Steelers – Chris Boswell vs. Indianapolis, 11/3/19
By Opponent – at Baltimore Ravens (Devlin Hodges called for intentional grounding in the endzone), 12/29/19	By Opponent – Justin Tucker vs. Baltimore, 9/30/18
	Five Field Goals
Minkah Fitzpatrick Intercepted Pass for a TD 10/7/18 vs. Atlanta	By Steelers – Chris Boswell at Cincinnati, 10/22/17
	By Opponent – Matt Prater at Detroit, 10/29/17
	Six Field Goals
	By Steelers – Chris Boswell at Cincinnati, 12/18/16
	By Opponent – Todd Peterson vs. Seattle, 9/26/99
	Three Interceptions
	By Steelers – Darren Perry at Cleveland, 9/11/94
	By Opponent – Dick Anderson (4) at Miami, 12/3/73
	Four Interceptions
	By Steelers – Jack Butler vs. Washington, 12/13/53
	By Opponent – Dick Anderson at Miami, 12/3/73

THE LAST TIME THE STEELERS/OPPONENT...

Three Sacks

By Steelers – **T.J. Watt** vs. Chicago, 11/8/21
By Opponent – Terrell Suggs at Baltimore, 9/11/11

Four Sacks

By Steelers – Joey Porter at Tampa Bay, 10/21/01
By Opponent – Alfred Williams vs. Cincinnati, 10/16/94

Five Sacks

By Steelers – Joe Greene at Houston, 12/10/72
By Opponent – None

Gained 500 Yards of Total Offense

By Steelers – 527 (75 rushing, 452 passing)
at Denver, 11/25/18
By Opponent – 610 (197 rushing, 413 passing)
at New England, 11/3/13

Limited Team to Under 100 Yards of Total Offense

By Steelers – 98 (81 rushing, 17 passing), 10/29/06
at Oakland
By Opponent – 53 (36 rushing, 17 passing), 9/10/89
vs. Cleveland

Three Interceptions (TEAM)

By Steelers – at Arizona, 12/8/19
By Opponent – at Tennessee, 10/25/20

Four Interceptions (TEAM)

By Steelers – at Jacksonville, 11/22/20
By Opponent – vs. Buffalo, 12/15/19

Five Interceptions (TEAM)

By Steelers: 12/5/93 vs. New England
By Opponent: 10/8/17 vs. Jacksonville

Five Takeaways (TEAM)

By Steelers – (5) at San Francisco (2 INT, 3 FUM), 9/22/19
By Opponent – (5) vs. Buffalo (4 INT, 1 FUM), 12/15/19

Six Takeaways (TEAM)

By Steelers – (7) at Tennessee (3 INT, 4 FUM), 9/19/10
By Opponent – (6) at Cleveland (4 INT, 2 FUM), 9/9/18

Two 100-Yard Receivers in Same Game

By Steelers – at New Orleans (Brown 185, **Smith-Schuster 115**), 12/23/18
By Opponent – vs. Kansas City (Kelce 109, Watkins 100), 9/16/18

100 Yards Rushing

By Steelers – at Pittsburgh (32-105), 11/8/21
By Opponent – vs. Seattle (27-144), 10/17/21

200 Yards Rushing

By Steelers: at Buffalo (42-240), 12/11/16
By Opponent: at Baltimore (47-265), 11/1/20

100-Yard Rusher and 100-Yard Receiver

By Steelers – vs. Denver (**Harris 122, Claypool 130**), 11/28/19
By Opponent – at Baltimore (Dobbins 113, Snead 106), 11/1/20

100-Yard Rusher and Two 100-Yard Receivers

By Steelers – at Cincinnati (Conner 111, **Smith-Schuster 111**, Brown 105), 10/7/18
By Opponent – at New England (Ridley 115, Gronkowski 143, Dobson 130), 11/3/13

100-Yard Rusher, 300-Yard Passer and 100-Yard Receiver

By Steelers – at Cleveland (Conner 135, **Roethlisberger 335, Smith-Schuster 119**), 9/9/18
By Opponent – vs. Dallas (Elliott 114, Prescott 319, Bryant 116), 11/13/16

100-Yard Rusher, 300-Yard Passer and Two 100-Yard Receivers

By Steelers – at Cincinnati (Conner 111, **Smith-Schuster 111**, Brown 105, **Roethlisberger 369**), 10/14/18
By Opponent – at New England (Ridley 115, Brady 432, Gronkowski 143, Dobson 130), 11/3/13

100-Yard Rusher and 300-Yard Passer

By Steelers – vs. Indianapolis (D. Williams 134, **Roethlisberger 364**), 12/6/15
By Opponent – at New England (Ridley 115, Brady 432), 11/3/13

100-Yard Receiver and 300-Yard Passer

By Steelers – vs. Cincinnati (**Harris 116, Roethlisberger 318**), 9/26/21
By Opponent – vs. Las Vegas (Ruggs 113, Carr 382), 9/19/21

Two 100-Yard Receivers and 300-Yard Passer

By Steelers – at New Orleans (Brown 185, **Smith-Schuster 115, Roethlisberger 462**), 12/23/18
By Opponent – vs. Kansas City (Kelce 109, Watkins 100, Mahomes 326), 9/16/18

100-Yard Rusher, 100-Yard Receiver,**200-Yard Receiver and 400-Yard Passer**

By Steelers: vs. Atlanta (Zereoue 123, Burress 253, Ward 139, Maddox 473), 11/10/02
By Opponent – None

100-Yard Rusher, Two 100-Yard Receivers and 400-Yard Passer

By Steelers: vs. Atlanta (Zereoue 123, Burress 253, Ward 139, Maddox 473), 11/10/02
By Opponent: at New England (Ridley 115, Gronkowski 143, Dobson 130, Brady 432), 11/3/13

Three 100-Yard Receivers and 300-Yard Passer

By Steelers: vs. Chicago Cardinals (Orr 205, McClair 139, Tracy 106, Layne 409), 12/13/58
By Opponent – at St. Louis (D. Williams 114, Conrad 133, Smith 105, Hart 353), 11/10/68

Three Rushing Touchdowns

By Steelers – vs. Cleveland (Connor 1, Claypool 1, Snell 1), 10/18/20
By Opponent – at New Orleans (Kamara 2, Ingram 1), 12/23/18

Four Rushing Touchdowns

By Steelers – Detroit (Bettis 3, **Roethlisberger 1**), 1/1/06
By Opponent – at San Diego (McGee 2, Anderson 1, Spencer 1), 12/8/85

Five Rushing Touchdowns

By Steelers – at Kansas City (Bettis 2, Stewart 2, Pegram 1), 11/3/96
By Opponent – at Cleveland (Hanulak 3, Morrison 1, Reynolds 1), 12/12/54

Three Touchdown Passes

By Steelers – vs. Indianapolis (**Roethlisberger 3**), 12/27/20
By Opponent – at Tampa Bay (Fitzpatrick 3), 9/29/18

Four Touchdown Passes

By Steelers – vs. Cincinnati (Roethlisberger 4), 11/15/20
By Opponent – at Oakland (Carr 4), 11/18/15

Five Touchdown Passes

By Steelers – vs. Carolina (**Roethlisberger 5**), 11/8/18
By Opponent – at Seattle (Wilson 5), 11/29/15

Six Touchdown Passes

By Steelers – vs. Baltimore (**Roethlisberger 6**), 11/2/14
By Opponent – vs. Kansas City (Mahomes 6), 9/16/18

THE LAST TIME THE STEELERS/OPPONENT...

Six Sacks

By Steelers – at Jacksonville (6-40), 11/18/18
By Opponent – vs. Baltimore (6-34), 11/20/05

Seven or more Sacks

By Steelers – vs. Denver Broncos (7-61), 9/20/20
By Opponent – at Cleveland (8-60), 12/20/09

Two Opponent Fumble Recoveries

By Steelers – vs. Cincinnati (B. Snell 1, S. Nelson 1), 11/15/20
By Opponent – at New Orleans (Okafor 1, Davis 1), 12/23/18

Three Opponent Fumble Recoveries

By Steelers – at San Francisco (**D. Bush 2, T. Watt 1**), 9/22/19
By Opponent – at Cleveland (Schobert 2, Peppers 1), 9/9/18

Shutout on Road

By Steelers – at Cleveland (41-0), 12/24/05
By Opponent – at Baltimore (0-27), 11/26/06

Shutout at Home

By Steelers – vs. St. Louis (27-0), 12/24/11
By Opponent – vs. Baltimore (0-16), 9/3/00

Overtime Win away from Pittsburgh

By Steelers – at Buffalo (19-16), 11/28/10
By Opponent – at Dallas (27-24), 12/16/12

Overtime Win in Pittsburgh

By Steelers – vs. Seattle (23-20), 10/17/21
By Opponent – vs. Baltimore (23-20), 10/1/15

40 Points

By Steelers – vs. Atlanta (41-17), 10/17/18
By Opponent – vs. Kansas city (42-37), 9/16/18

50 Points

By Steelers – vs. Carolina (52-21), 11/8/18
By Opponent – at New England (55-31), 11/3/13

Two-Point Conversion

By Steelers – at Buffalo (Roethlisberger - Ebron pass), 12/13/20
By Opponent – vs. Denver (Driskel-Fant pass), 9/20/20

Missed Point-After-Touchdown Attempt

By Steelers – vs. Chicago (**Chris Boswell** missed kick), 11/8/21
By Opponent – at Buffalo (Tyler Bass missed wide right), 12/13/20