



Steelers

2021 WEEK 3

CINCINNATI BENGALS VS. PITTSBURGH STEELERS

Sunday, Sept. 26

Heinz Field

PITTSBURGH STEELERS COMMUNICATIONS

Burt Lauten - Director of Communications

Michael Bertsch - Communications Manager

Angela Tegnella - Communications Coordinator

MacKaiya Cherry - Communications Assistant/Social Media

Kylie Wang - Communications Intern



UPMC ROONEY SPORTS COMPLEX

PITTSBURGH STEELERS

3400 South Water Street • Pittsburgh, PA 15203

412-432-7820 • Fax: 412-432-7878

PITTSBURGH STEELERS GAME RELEASE WEEK 3

CINCINNATI BENGALS

GAME INFORMATION

	Sunday, September 26 1 p.m. ET	Heinz Field Pittsburgh, PA Capacity 68,400 // Natural Grass
	CBS Locally KDKA-TV	Kevin Harlan (play-by-play) Trent Green (analysis) Melanie Collins (sideline)
	Steelers Radio Network (48 affiliates) 102.5 WDVE-FM (Pittsburgh) 970 WBGG-AM (Pittsburgh)	Bill Hillgrove (play-by-play) Craig Wolfley (analysis) Missi Matthews (sideline) Max Starks (sideline)

THE SERIES

All-Time	Steelers lead, 67-36	Last: Bengals Win, 27-17 (Dec. 21, 2020)
Home	Steelers lead, 35-16	Last: Steelers Win, 36-10 (Nov. 15, 2020)
Away	Steelers lead, 32-20	Last: Bengals Win, 27-17 (Dec. 21, 2020)
Neutral	-	-

THE COACHES

	Head Coach	At Franchise	Overall	vs. Opp
Steelers	Mike Tomlin	146-79-1 (15)	146-79-1 (15)	22-6
Bengals	Zac Taylor	7-26 (3)	7-26 (3)	1-3

COMMUNICATIONS STAFF

Director of Communications	Burt Lauten	lautenb@steelers.nfl.com 412-432-7821
Communications Manager	Michael Bertsch	bertschm@steelers.nfl.com 412-432-7822
Communications Coordinator	Angela Tegnella	tegnellaa@steelers.nfl.com 412-432-7820
Communications Assistant/Social Media	MacKaiya Cherry	cherrym@steelers.nfl.com 412-432-7893
Communications Intern	Kylie Wang	wangk@steelers.nfl.com 412-432-7800 x6019

WHAT'S INSIDE

3	Covering The Steelers	43	Steelers Record When	203	Opening Drives	221	Ind. GBG (Passing)
4	Countdown To Kickoff	44-47	Roster Information	204	Drive Production (GBG)	222	Ind. GBG (Rushing)
5-9	Team Notes	48	How The Steelers Were Built	205	Scoring Drives	223	Ind. GBG (Receiving)
9-13	Tomlin Notes	49	Depth Chart	206	Longest Drives	224-225	Ind. GBG (Defense)
13	Team Offense Notes	50-51	Transactions	207-208	3rd/4th Down Efficiency	226	Ind. GBG (Fumble Returns)
14	Ben By The Numbers	52-174	Updated Player Bios	209	Big Plays/Opp. Big Plays	227	Ind. GBG (Interceptions)
15	Ben Moving On Up	175-194	Coaching Staff	210-211	Big Plays/Opp. Big Plays (GBG)	228	Ind. GBG (Special Teams)
16-21	Ben Roethlisberger Notes	195	Results	212	Big Returns/Opp. Big Returns	229	Ind. GBG (Punting)
22-25	Individual Offense Notes	195-196	Individual Statistics	213	Defensive GBG Summaries	230	Ind. GBG (Field Goals)
25-31	Team Defense Notes	197	Special Teams Tackles	214	Defensive GBG Team Stats	231	Ind. GBG (Kickoff Returns)
31-37	Individual Defense Notes	198	Game-by-Game Starters	215	Team Rankings	232	Ind. GBG (Punt Returns)
37-38	Special Team Notes	199	Participation	216	Week-by-Week NFL Rankings	233-234	Game Summaries
39-41	Pit-Cin Series History	200-201	Individual Game Highs	217-218	GBG Offense/Defense	235-237	The Last Time (Reg. Season)
42	NFL Standings	202	Drive Breakdown	219-220	Turnover Chart		

2021 REGULAR SEASON SCHEDULE (I-I)

Day	Date	Opponent	TV	Time/Result
Sun.	Sept. 12	at Buffalo		W, 23-16
Sun.	Sept. 19	Las Vegas		L, 26-17
Sun.	Sept. 26	Cincinnati		1 p.m.
Sun.	Oct. 3	at Green Bay		4:25 p.m.
Sun.	Oct. 10	Denver*	FOX	1 p.m.
Sun.	Oct. 17	Seattle		8:20 p.m.

BYE WEEK

Sun.	Oct. 31	at Cleveland*		1 p.m.
Mon.	Nov. 8	Chicago	ESPN	8:15 p.m.
Sun.	Nov. 14	Detroit*	FOX	1 p.m.
Sun.	Nov. 21	at L.A. Chargers		8:20 p.m.
Sun.	Nov. 28	at Cincinnati*		1 p.m.
Sun.	Dec. 5	Baltimore*		4:25 p.m.
Thur.	Dec. 9	at Minnesota	FOX	8:20 p.m.
Sun.	Dec. 19	Tennessee*		1 p.m.
Sun.	Dec. 26	at Kansas City*		4:25 p.m.
Mon.	Jan. 3	Cleveland	ESPN	8:15 p.m.
Sun.	Jan. 9	at Baltimore*		1 p.m.

*Sunday night games in Weeks 5-17 subject to change; Week 18 game TBD

NOTE: All times are Eastern

Home games in BOLD

2021 POSTSEASON SCHEDULE

Day	Date	Game
Sat./Sun.	Jan. 15/16	Wildcard Playoff Games
Sat./Sun.	Jan. 22/23	Divisional Playoff Games
Sun.	Jan. 30	Conference Championships
Sun.	Feb. 13	Super Bowl LVI (Los Angeles, CA)

WEEKLY PRESS CONFERENCE

- The Steelers will make head coach **Mike Tomlin** available for a press conference at **Noon ET on Tuesday, Sept. 21**, in the UPMC Rooney Sports Complex Indoor Practice Field (Tier 2M only).

Monday, Sept. 20

- No Practice
- DE Chris Wormley** will be available via Zoom on Weekday 1 at 11 a.m. ET
- CB James Pierre** will be available via Zoom on Weekday 1 at 11:30 a.m. ET

Tuesday, Sept. 21

- Coach Tomlin** press conference at Noon ET in the UPMC Rooney Sports Complex Indoor Practice Field
- No player availability: day off

Wednesday, Sept. 22

- QB Ben Roethlisberger** at 9:45 a.m. on the field
- Practice: 12:15 – 2:15 p.m.
- Coach Tomlin** after practice on the field (by request)
- Additional player(s)** after practice on the field

Thursday, Sept. 23

- DT Cameron Heyward** at 9:15 a.m. on the field
- Coordinators** at 10:30 a.m. on the field
- Practice: 12:15 – 2:15 p.m.
- Additional player(s)** after practice on the field

Friday, Sept. 24

- Practice: 10:30 a.m. – 12:30 p.m.
- Coach Tomlin** after practice on the field (by request)
- LT T.J. Watt** after practice on the field
- RB Najee Harris** after practice on the field
- Additional player(s)** after practice on the field

Saturday, Sept. 25

- No media availability: day before game

Sunday, Sept. 19

- Cincinnati Bengals vs. Pittsburgh Steelers: 1 p.m. (CBS, locally KDKA-TV)

*Schedule subject to change

PITTSBURGH STEELERS ON OMG

- The Steelers media website is www.NFLOMG.com. Please follow the link and click on the Steelers logo to access the team's page.
- For customized access to the NFL OMG site, please email Michael Bertsch at BertschM@steelers.nfl.com, Angela Tegnella at TegnellaA@steelers.nfl.com and/or Kylie Wang at WangK@steelers.nfl.com.
- The Steelers interactive site will contain the complete 2021 Media Guide, all weekly game releases, player bios and rosters, Steelers staff information and bios, weekly flip cards, a game tracker, all Steelers team and individual records and statistics, Steelers historical information, daily press releases and transcripts and much more.
- The game releases and media guide are updated weekly during the season and available in a PDF format. Team notes, player bios, team and individual records, miscellaneous stats and game summaries are updated following each game and posted on the site.
- On gamedays, the site will host live statistics, updated player notes, postgame quotes and more. It is an easy-to-use, one-stop shop for all media needs and information regarding the Steelers.

STEELERS RADIO COVERAGE

For the 23rd consecutive year, WDVE-FM (102.5) and WBGG-AM (970) are carrying all Steelers games.

Additionally, Steelers games can be heard on a 48-station network spanning Pennsylvania, West Virginia, Ohio, Maryland, New York and South Carolina. All Steelers games will be broadcast in both English and Spanish on Steelers.com.

For the 28th straight season, Bill Hillgrove serves as the "Voice of the Steelers" and handles play-by-play duties for the broadcast. Joining Hillgrove for his 20th season is former Steelers offensive lineman Craig Wolfley, who provides analysis. In her third year, Missi Matthews will be on the sideline throughout the regular season. Former Steelers offensive lineman Max Starks will provide sideline analysis.

Fans in Mexico can listen to broadcasts on Grupo Imagen and games are heard on www.steelers.com/espanol. Stations on the Steelers Radio Network include:

FLAGSHIP STATIONS

WDVE-FM (102.5), WBGG-AM (970)

AFFILIATES

PENNSYLVANIA

Altoona-WVAM (1430)
Altoona-WRKY (104.9)
Beaver Falls-WBVP (1230)
Beaver Falls-WBMA (1460)
Bedford-WBVE (107.5)
Butler-WISR (680)
Chambersburg-WCHA (800)
Clarendon-WKNB (104.3)
Clarion-WCCR (92.7)
Cooperstown-WUJZ (107.7)
DuBois-WIFT (102.1)
DuBois-WKFT (101.3)
Erie-WRKT (104.9)
Johnstown-WNTJ (1490)
Johnstown-WRWK (99.1)
Latrobe-WCNS (1480)
Milton-WVLY (100.9)
Saegertown-WUJZ (94.3)
Somerset-WNTI (990)
Starview-WONN (92.7)
State College-WQWK (1450)
Uniontown-WMB5 (590)
Washington-WJPA (1450)
Williamsport-WCXR (99.3)
Williamsport-WZXR (103.7)

MARYLAND

Cumberland-WRQE (106.1)
Hagerstown-WHAG (1410)

OHIO

Fremont-WOHF (92.1)
Marietta-WJAW (630)
Youngstown-WNIO (1390)

VIRGINIA

Vienna-WDMX (100.1)

WEST VIRGINIA

Fairmont-WRLF (94.3)
Fairmont-WMMN (920)
New Martinsville-WXCR (92.3)

NFLCOMMUNICATIONS.COM

- Journalists worldwide have access to the dedicated media website featuring news from the NFL and its teams. Daily releases, statistics, domestic and international NFL updates and other information about the NFL are available.

OFFICIAL STEELERS WEBSITE

- Media and fans can read about the latest Steelers news on the official Steelers website. The site, www.steelers.com, features breaking news statistics, player biographies and much more.

STEELERS NATION HD RADIO

- Steelers Nation Radio is a 24-hour/day HD radio station dedicated specifically to the Pittsburgh Steelers. It can be heard on www.steelers.com, the official Steelers app or the iHeart app on your smartphone, and at 102.5 WDVE HD2.
- A daily schedule of what is on Steelers Nation HD Radio is available at www.facebook.com/steelersnationradio.

@STEELERSPRDEPT

The Steelers Communications Department has created a Twitter account for media to follow for news and information. The department's Twitter account is the primary platform for how the team disseminates news and information including press releases, media advisories, practice and media availability times and more.

COUNTDOWN TO KICKOFF

800	WR Chase Claypool (873), WR Diontae Johnson (923) and WR JuJu Smith-Schuster (831) each had 800+ yards receiving in 2020. The Steelers, Panthers and Cowboys were the only teams to feature three wideouts with 800+ yards receiving in '20.
342	Since 2014, the Steelers have recorded 342 sacks, which are the most sacks among all NFL teams.
278	Pittsburgh did not allow a sack in 278 consecutive pass attempts (streak ended at Buffalo in Week 14 of 2020). It is the second-longest streak since the 1970 NFL-AFL merger. Miami (775 pass attempts, 1988-89) is the only franchise to own a longer streak.
300	WR JuJu Smith-Schuster caught nine passes vs. Indianapolis (Dec. 27, 2020). At 24 years and 37 days old (at the time of the game), Smith-Schuster surpassed Larry Fitzgerald (24 years, 86 days) as the second-youngest player to reach 300 career receptions in NFL history.
4TH	WR JuJu Smith-Schuster became the fourth-youngest player in NFL history to reach 3,000 career receiving yards and 20 career receiving TDs. At 23 years, 310 days when he reached the mark, Smith-Schuster passed Odell Beckham Jr. (23 years, 325 days).
185	Since 2014, the Steelers' offensive line unit has yielded 185 sacks, which is the fewest sacks allowed among all NFL teams.
149	CB Joe Haden has recorded 149 career passes defended, which leads the NFL since he entered the League in 2010 and also leads active NFL players.
128	Mike Tomlin and QB Ben Roethlisberger have teamed up for 128 regular-season wins, which are the third-most by a head coach-quarterback pairing in NFL history.
114	Pittsburgh has registered an NFL-best 114 tackles for loss since 2020. The Steelers led the NFL with 103 tackles for loss in 2020, which were the most by the franchise since 2008 and tied for third in the NFL.
100	LB Devin Bush led the team and NFL rookies in tackles (109), solo tackles (72) and ranked fourth in both categories in TFLs (nine) in 2019. He's the only Steelers rookie ever to eclipse 100 tackles.
84	WR Chase Claypool hauled in an 84-yard TD in Week 2 of 2020 vs. Denver. The 84-yard TD reception was tied for the fourth-longest by a rookie in franchise history. The 84-yard TD reception marked the longest scrimmage TD by a Canadian-born player in NFL history.
75	Pittsburgh has registered at least 1.0 sack in an NFL-record 75 straight regular-season games. Tampa Bay (1999-2003) held the previous League record (69 consecutive regular-season games). Head coach Mike Tomlin was on the Buccaneers staff during the final three seasons of the streak.
66	Pittsburgh leads the NFL with 66 takeaways since 2019. The Steelers forced multiple turnovers in 11 different games last season, which led the NFL. The Steelers have forced multiple turnovers in 24 games since 2019, which also leads the NFL in that span.
63	LB T.J. Watt reached 50 or more sacks in his 63rd career game, which ranks tied with Bruce Smith for 10th-fastest in the NFL since 1982.
59.0	DT Cameron Heyward's 59.0 career sacks are tied for the most by a defensive lineman in franchise history, fourth-most by an active NFL defensive tackle and tied for fourth overall by a Steeler since 1982.
52.5	Since entering the NFL in 2017, LB T.J. Watt has recorded 52.5 sacks, which ranks third overall and second among all linebackers.
50	Pittsburgh has recorded 50 or more sacks in each of the last four seasons (2017-20). The Steelers are the first team in the NFL to record 50 or more sacks in four consecutive seasons since 1985-88 (N.Y. Giants).
35.0	LB T.J. Watt has recorded 35.0 sacks in 33 career games at Heinz Field. He has collected at least half a sack in 21 of the last 23 home games. Only Derrick Thomas (39.5) Reggie White (36.0) have registered more sacks over their first 33 career home games in NFL history.

COUNTDOWN TO KICKOFF

29	CB Joe Haden has recorded 29 career interceptions, which ranks tied for fifth in the NFL since he entered the League in 2010 and tied for second among active NFL players.
20	The Steelers either led or shared the NFL lead in 20 different defensive categories in 2020, including TFL (103), TFL/gm (6.4), QB hit percentage on pass plays (22.4%), QB pressures (198), QB pressures/gm (12.4), sacks/gm (3.50), sacks (56.0), yards lost by sack (384.0), QB hits (136), QB hits/gm (8.5), defensive completion percentage (56.7%), fewest completions allowed (298), interceptions/gm (1.13), interceptions (18), fourth down defense (25.0), opposing QB rating (76.7), QB hurries (81), QB hurries/gm (5.1), sacks/pass attempt (10.65%) and passes defended (84).
19	LB T.J. Watt has recorded 19 forced fumbles in his career, which ranks second in franchise history. The 19 forced fumbles are the most in the NFL since he entered the League in 2017.
19	LB T.J. Watt's 19 combined interceptions (three), forced fumbles (12) and fumble recoveries (four) rank first in the NFL since 2019.
14	LB T.J. Watt is the first player in franchise history with 14.0 or more sacks in multiple seasons. He is the 14th player in NFL history with at least 14.5 sacks in back-to-back seasons, and just the sixth since 1993.
13.0	LB T.J. Watt (three seasons) has joined Pro Football Hall of Famers Reggie White (four) and Derrick Thomas (three) as the only players to record at least 13 sacks in three of their first four seasons since 1982, when the individual sack became an official NFL statistic. Watt recorded 13 sacks in 2018, 14.5 sacks in 2019 and 13.0 sacks in 2020.
13	S Minkah Fitzpatrick's 13 total takeaways (interceptions and fumble recoveries) rank second in the NFL since 2019.
10	K Chris Boswell has made 10 of 13 field goal attempts in his NFL career from 50 yards or further, including a 56-yard try against Las Vegas in Week 2. His 10 field goals made from 50+ yards are the most in franchise history.
9	LB Joe Schobert has nine interceptions since entering the NFL in 2016, which ranks tied for second in the League among linebackers.
6	LB T.J. Watt led the NFL with 15.0 sacks, 23 TFL and 41 QB hits in 2020. Only six players have led the League in sacks, TFL and QB hits in the same season since 2006.
5	Pittsburgh started five rookies in Week 1 at Buffalo, including C Kendrick Green , TE Pat Freiermuth , LT Dan Moore Jr. , RB Najee Harris and DB Tre Norwood . It marked the first time since at least 1991 that the Steelers have started as many as five rookies in a game.
4	Pittsburgh started four rookies on offense in Week 1 at Buffalo for just the second time in a game since at least 1991. It marked the first time since Dec. 30, 2012 vs. Cleveland.
3RD	LB T.J. Watt recorded 15.0 sacks, 23 TFLs and 41 QB hits last season. He's the third player since at least 2006 to record at least 15.0 sacks, 23 tackles for loss and 40 quarterback hits in a season.
3RD	LB Joe Schobert has registered at least 100 tackles in each of the last four seasons. His 535 tackles rank third in the NFL since 2017.
3	LB T.J. Watt has registered 13.0 or more sacks in each of the last three seasons. Pro Football Hall of Famer Reggie White is the only player in NFL history with a longer streak of seasons with 13.0 or more sacks. White had a pair of four-season streaks (1985-88 and 1990-93).
2ND	Since joining the Steelers in 2015, K Chris Boswell is 150-of-170 field goal attempts (88.2%), including 51-of-63 (81.0%) between 40-49 yards. He ranks tied for second in field goal percentage (88.2%) among all NFL kickers with at least 170 field goal attempts since 2015.
1	LB T.J. Watt is the only active player in the NFL with at least 13.0 sacks in each of the last three seasons.

KINGS OF THE NORTH

- Pittsburgh captured the 2020 AFC North title, which marked the franchise's 24th overall division title, ninth since 2002 and fourth in the last seven years (2014, 2016, 2017 and 2020).
- The Steelers earned a division title for the 24th time since the 1970 AFL-NFL merger – the most division crowns by an NFL team in that span.
- Pittsburgh clinched a playoff berth for the 32nd time since the 1970 AFL-NFL merger – the most playoff berths by an NFL team in that span.
- Since the AFC North was adopted after the restructuring of the 2002 NFL season when the league realigned divisions after expanding to 32 teams, **Mike Tomlin** has won the division seven times (2007, 2008, 2010, 2014, 2016, 2017 and 2020).
- No other head coach has won the AFC North more than four times (John Harbaugh and Marvin Lewis).
- Pittsburgh's nine AFC North titles nearly equal the combined total from the rest of the division since 2002.

AFC NORTH TITLES

TEAM	TITLES
Pittsburgh Steelers	9
Baltimore Ravens/ Cincinnati Bengals/ Cleveland Browns	10

AFC NORTH TITLES

RANK	TEAM	TITLES
1.	Pittsburgh Steelers	9
2.	Baltimore Ravens	6
3.	Cincinnati Bengals	4
4.	Cleveland Browns	0

THE STANDARD IS THE STANDARD

- Pittsburgh has recorded 17 consecutive seasons with a .500 record or better, which is the longest active streak in the NFL and the longest streak in team history (1972-1984, 13).

MOST ACTIVE CONSECUTIVE NON-LOSING SEASONS

RANK	TEAM	SEASONS	YEARS
1.	Pittsburgh Steelers	17	2004-20
2.	Seattle Seahawks	9	2012-20
3.	Kansas City Chiefs	8	2013-20
4.	Tennessee Titans	5	2016-20
	Baltimore Ravens	5	2016-20

MOST CONSECUTIVE NON-LOSING SEASONS SINCE 1970 AFL-NFL MERGER

RANK	TEAM	SEASONS	YEARS
1.	New England Patriots	19	2001-19
2.	Pittsburgh Steelers	17	2004-20
3.	San Francisco 49ers	16	1983-98
	Dallas Cowboys	16	1970-85
5.	Miami Dolphins	15	1989-2003
6.	Pittsburgh Steelers	13	1972-84
	Green Bay Packers	13	1992-2004

- Steelers QB **Ben Roethlisberger** (2004-20) has played on a team with a .500 record or better in each of his 17 seasons in the NFL, which is an NFL record for an individual player.

- C Frank Winters (1987-2002; Cleveland, New York Giants, Kansas City and Green Bay) held the previous League record with 16 seasons. G Gene Hickerson (1958-60, 1962-73; Cleveland) and LB James Harrison (2002-17; Pittsburgh, Cincinnati and New England) had 15.

MOST CONSECUTIVE NON-LOSING SEASONS (PLAYER)

RANK	PLAYER	SEASONS
1.	Ben Roethlisberger	17 (2004-20)
2.	Frank Winters	16 (1987-2002)
3.	Gene Hickerson	15 (1958-60, 1962-73)
	James Harrison	15 (2002-17)

STEELERS 2021 TEAM CAPTAINS

- The Steelers selected three players to serve as team captains for the 2021 season determined by a vote of their teammates.
- QB **Ben Roethlisberger** was selected to serve as offensive captain, DT **Cameron Heyward** was picked to serve as defensive captain and FB **Derek Watt** was chosen to serve as the special teams captain.
- Roethlisberger was selected as an offensive captain for the 13th time in his career (2008-09, 2011-21). This marks Heyward's seventh consecutive year as a captain (2015-21).
- Watt was named captain for the first time in his career.

STEELERS YOUNG GUNS

- Pittsburgh started five rookies at Buffalo in Week 1, including C **Kendrick Green**, TE **Pat Freiermuth**, LT **Dan Moore Jr.**, RB **Najee Harris** and DB **Tre Norwood**. It marked the first time since at least 1991 that the Steelers have started as many as five rookies in a game.
- Pittsburgh has not started four or more rookies in a season opener since at least 1991.
- Pittsburgh started four rookies on offense, including Green, Freiermuth, Moore Jr. and Harris, for just the second time in any game since at least 1991. It marked the first time since Dec. 30, 2012, vs. Cleveland, that the Steelers started at least four rookies on offense (Kelvin Beachum, RT; David DeCastro, RG; Will Johnson, FB; Dave Paulson, TE).
- Moore Jr. is believed to be the first Steelers rookie to start at left tackle since the 1970 AFL-NFL merger.
- The Steelers were the only team in the NFL to start a rookie at left tackle (Moore Jr.) and center (Green) in the season opener.
- Green was the lone rookie center to start, while Moore Jr. was one of three rookies to start at left tackle in the season opener.
- Pittsburgh has registered nine starts from rookies through Week 2, which is the most in the NFL.

MOST GAMES STARTED BY ROOKIES IN 2021

RANK	TEAM	STARTS
1.	Pittsburgh Steelers	9
2.	Kansas City Chiefs	8
3.	Las Vegas Raiders	6
4.	Arizona Cardinals	5
	Cleveland Browns	5
	Miami Dolphins	5
	New York Jets	5

- Pittsburgh has registered eight starts on offense alone from rookies through Week 2, which is the most in the NFL.

MOST GAMES STARTED ON OFFENSE BY ROOKIES IN 2021

RANK	TEAM	STARTS
1.	Pittsburgh Steelers	8
2.	Kansas City Chiefs	6
3.	Atlanta Falcons	4
4.	Miami Dolphins	4
	Washington Football Team	4

HOME OPENER

- Pittsburgh owns a 51-35-3 (.590) record in home openers, including an 11-4 (.733) mark under head coach **Mike Tomlin**.
- Since Heinz Field opened in 2001, the Steelers are 16-5 (.762) in their first home game of the season.
- The .762 winning percentage in regular-season home openers since 2001 ranks fifth-best in the NFL.

BEST HOME OPENING RECORD SINCE 2001

RANK	TEAM	RECORD	WIN. PCT.
1.	Denver Broncos	17-3	.850
2.	Seattle Seahawks	17-4	.810
	New England Patriots	17-4	.810
	Baltimore Ravens	17-4	.810
5.	Pittsburgh Steelers	16-5	.762

KICKOFF WEEKEND

- Pittsburgh owns a 46-38-5 (.545) all-time record on Kickoff Weekend, including 31-18-3 (.625) at home and 15-20-2 (.432) on the road.
- The Steelers have opened seven consecutive seasons (2015-21) away from Heinz Field. Pittsburgh is 4-2-1 (.643) in those six games.
- Pittsburgh owns a 6-3 (.667) record against AFC East foes on Kickoff weekend.
- Pittsburgh improved to 2-0 in season-opening meetings with Buffalo. The Steelers had not faced the Bills in a season opener since Sept. 3, 1978, when the Steelers won on the road, 28-17.
- Since 1960, Pittsburgh is 14-2-1 on Kickoff Weekend when a Steelers running back rushes for 100 yards or more.
- The Steelers are 16-1-1 in Week 1 games since 1940 when the team scores 30+ points.
- Pittsburgh QB Ben Roethlisberger owns franchise Kickoff Weekend records (since 1960) for the most completions (33), passing attempts (43) and passing yards (365) - the first two during the team's 2009 opening day, a 13-10 win over Tennessee, and his yardage total in 2014's Week 1 win vs. Cleveland (30-27).
- Pittsburgh's 46 all-time victories on Kickoff Weekend rank first among AFC teams.

HALFTIME GOT YOU DOWN

- According to the NFL Media Research Department and the Elias Sports Bureau, the Steelers became just the second team in NFL history to win a Week 1 game after trailing by at least ten points and being shutout at the half.
- Teams had previously been 1-104-1 in such situations.
- Pittsburgh won four games when trailing at halftime, which tied for the most in the NFL in 2020.
- The Steelers opened 2021 with another come-from-behind victory. Pittsburgh rallied from a 10-0 halftime deficit in Week 1 at Buffalo for a 23-16 win.
- The Steelers' five victories when trailing at halftime are tied for the most in the NFL since 2020.
- Pittsburgh's .556 winning percentage when trailing at halftime ranks second in the NFL since 2020.

MOST VICTORIES WHEN TRAILING AT HALFTIME SINCE 2020

RANK	TEAM	WINS
1.	Pittsburgh Steelers	5
	Kansas City Chiefs	5
3.	Miami Dolphins	3
	Arizona Cardinals	3
	Washington Football Team	3
	Indianapolis Colts	3
	Tennessee Titans	3
	Tampa Bay Buccaneers	3

BEST WIN PERCENTAGE WHEN TRAILING AT HALFTIME SINCE 2020

RANK	TEAM	RECORD	WIN PCT.
1.	Kansas City Chiefs	5-1	.833
2.	Pittsburgh Steelers	5-4	.556
3.	Indianapolis Colts	3-4	.429
4.	New Orleans Saints	2-3	.400
	Baltimore Ravens	2-3	.400

- The Steelers have won four games when trailing at the end of the third quarter since 2020, which is the most in the NFL.

MOST VICTORIES WHEN TRAILING AFTER 3RD QUARTER SINCE 2020

RANK	TEAM	WINS
1.	Pittsburgh Steelers	4
2.	Tampa Bay Buccaneers	3
	Chicago Bears	3
	Tennessee Titans	3
	Washington Football Team	3
	Detroit Lions	3
	Miami Dolphins	3

- Pittsburgh has won four games in which it trailed by 10 or more points in the second half since 2020, which is the most in the League.

MOST VICTORIES WHEN TRAILING BY 10+ POINTS IN SECOND HALF SINCE 2020

RANK	TEAM	WINS
1.	Pittsburgh Steelers	4
2.	Tennessee Titans	3
3.	Kansas City Chiefs	2
3.	Tampa Bay Buccaneers	2
	Chicago Bears	2
	Washington Football Team	2
	Seattle Seahawks	2
	Arizona Cardinals	2
	Minnesota Vikings	2

- The Steelers have won five games in which they trailed by 10 or more points since 2020, which is the most in the NFL.

MOST VICTORIES WHEN TRAILING BY 10+ POINTS SINCE 2020

RANK	TEAM	WINS
1.	Pittsburgh Steelers	5
2.	Kansas City Chiefs	4
	Tampa Bay Buccaneers	4
	New Orleans Saints	4
	Arizona Cardinals	4

- Pittsburgh has registered 18 regular-season victories when trailing in the second half by 10 or more points since QB **Ben Roethlisberger** entered the NFL in 2004, which ranks second in the League over that span.

MOST VICTORIES WHEN TRAILING BY 10+ POINTS IN THE SECOND HALF SINCE 2004

RANK	TEAM	WINS
1.	Indianapolis Colts	20
2.	Pittsburgh Steelers	18
3.	Denver Broncos	16
4.	Los Angeles/San Diego Chargers	14
	Miami Dolphins	14

- Pittsburgh has registered 11 regular-season road victories when trailing in the second half by 10 or more points since QB **Ben Roethlisberger** entered the NFL in 2004, which ranks tied for first in the League over that span.

MOST ROAD VICTORIES WHEN TRAILING BY 10+ POINTS IN THE SECOND HALF SINCE 2004

RANK	TEAM	WINS
1.	Pittsburgh Steelers	11
	Los Angeles/San Diego Chargers	11
3.	Indianapolis Colts	10
4.	Kansas City Chiefs	9
	Tennessee Titans	9
	Dallas Cowboys	9

WINNING ERA OF FREE AGENCY

- Pittsburgh has the second-best regular-season record in the NFL during the free agency era (since 1993) with a 284-164-2 (.633) mark.
- The Steelers are one of three teams (New England, 304; Green Bay, 284) with at least 275 regular-season wins since 1993.
- Pittsburgh's 284 regular-season victories during the free agency era (since 1993) rank tied for second in the League.
- Pittsburgh's .633 regular-season winning percentage during the free agency era (since 1993) ranks third in the League.

MOST REGULAR-SEASON WINS IN THE FREE AGENCY ERA

RANK	TEAM	WINS
1.	New England Patriots	304
2.	Pittsburgh Steelers	284
	Green Bay Packers	284
4.	Denver Broncos	258
5.	Indianapolis Colts	257

BEST REGULAR-SEASON WIN PERCENTAGE IN THE FREE AGENCY ERA

RANK	TEAM	RECORD	WIN PCT.
1.	New England Patriots	304-146	.676
2.	Green Bay Packers	284-163-2	.635
3.	Pittsburgh Steelers	284-164-2	.633
4.	Denver Broncos	258-192	.573
5.	Indianapolis Colts	257-193	.571

- Pittsburgh's 160 regular-season home victories during the free agency era (since 1993) rank third in the League.
- Pittsburgh's .713 regular-season home winning percentage during the free agency era (since 1993) ranks third in the League.

MOST REGULAR-SEASON HOME WINS IN THE FREE AGENCY ERA

RANK	TEAM	WINS
1.	Green Bay Packers	169
	New England Patriots	169
3.	Pittsburgh Steelers	160
4.	Denver Broncos	149
	Minnesota Vikings	149

BEST REGULAR-SEASON HOME RECORD IN THE FREE AGENCY ERA

RANK	TEAM	RECORD	WIN PCT.
1.	Green Bay Packers	169-53-2	.759
2.	New England Patriots	169-56	.751
3.	Pittsburgh Steelers	160-64-1	.713
4.	Baltimore Ravens	139-61-1	.694
5.	Denver Broncos	149-75	.665
	Minnesota Vikings	149-75	.665

- Pittsburgh's 124 regular-season road victories during the free agency era (since 1993) rank second in the League.
- Pittsburgh's .553 regular-season road winning percentage during the free agency era (since 1993) ranks second in the League.

MOST REGULAR-SEASON ROAD WINS IN THE FREE AGENCY ERA

RANK	TEAM	WINS
1.	New England Patriots	135
2.	Pittsburgh Steelers	124
3.	Green Bay Packers	115
4.	New Orleans Saints	113
5.	Indianapolis Colts	112
	Philadelphia Eagles	112

BEST REGULAR-SEASON ROAD RECORD IN THE FREE AGENCY ERA

RANK	TEAM	RECORD	WIN PCT.
1.	New England Patriots	135-90	.600
2.	Pittsburgh Steelers	124-100-1	.553
3.	Green Bay Packers	115-110	.511
4.	New Orleans Saints	113-112	.502
	Philadelphia Eagles	112-111-2	.502

SINCE THE 1970 AFL-NFL MERGER

- Pittsburgh recorded its 475th regular-season win since the 1970 AFL-NFL merger in Week 1 of 2020 at the New York Giants. The Steelers became the first NFL team since the merger to reach 475 wins.
- The Steelers are 487-304-3 (.615) during the regular season since 1970.
- Pittsburgh's 487 victories since the 1970 AFL-NFL merger rank first in the League.
- The Steelers are one of four teams (Dallas, 460; New England, 457; Miami, 453; Denver, 451) with at least 450 regular-season wins since the 1970 AFL-NFL merger.
- Pittsburgh's .615 winning percentage since the 1970 AFL-NFL merger ranks first in the League.

MOST REGULAR-SEASON WINS SINCE 1970 AFL-NFL MERGER

RANK	TEAM	WINS
1.	Pittsburgh Steelers	487
2.	Dallas Cowboys	460
3.	New England Patriots	457
4.	Miami Dolphins	453
5.	Denver Broncos	451

BEST REGULAR-SEASON WIN PERCENTAGE SINCE 1970 AFL-NFL MERGER

RANK	TEAM	RECORD	WIN PCT.
1.	Pittsburgh Steelers	487-304-3	.615
2.	Dallas Cowboys	460-334	.579
3.	New England Patriots	457-337	.576
4.	Denver Broncos	451-337-6	.572
	Miami Dolphins	453-339-2	.572

- The Steelers own the best regular-season home record in the NFL with a 285-111-1 mark (.719) since 1970.
- Pittsburgh's 285 regular-season home victories since the 1970 AFL-NFL merger rank first in the League.
- The Steelers are the only team with at least 275 regular-season home wins since the 1970 AFL-NFL merger.
- Pittsburgh's .719 regular-season home winning percentage since the 1970 AFL-NFL merger ranks first in the League.

MOST REGULAR-SEASON HOME WINS SINCE 1970 AFL-NFL MERGER

RANK	TEAM	WINS
1.	Pittsburgh Steelers	285
2.	Denver Broncos	268
3.	Minnesota Vikings	264
4.	New England Patriots	260
5.	Miami Dolphins	258

BEST REGULAR-SEASON HOME WIN PERCENTAGE SINCE 1970 AFL-NFL MERGER

RANK	TEAM	RECORD	WIN PCT.
1.	Pittsburgh Steelers	285-111-1	.719
2.	Baltimore Ravens	139-61-1	.694
3.	Denver Broncos	268-125-4	.681
4.	Minnesota Vikings	264-132-1	.666
5.	New England Patriots	260-137	.655

- The Steelers own the best regular-season road record in the NFL with a 202-193-2 mark (.511) since 1970.

- Pittsburgh's 202 regular-season road victories since the 1970 AFL-NFL merger rank second in the League.
- The Steelers are one of two teams (Dallas, 203) with at least 200 regular-season road wins since the 1970 AFL-NFL merger.
- Pittsburgh's .511 regular-season road winning percentage since the 1970 AFL-NFL merger ranks first in the League.

MOST REGULAR-SEASON ROAD WINS SINCE 1970 AFL-NFL MERGER

RANK	TEAM	WINS
1.	Dallas Cowboys	203
2.	Pittsburgh Steelers	202
3.	San Francisco 49ers	198
4.	New England Patriots	197
5.	Miami Dolphins	195

BEST REGULAR-SEASON ROAD WIN PERCENTAGE SINCE 1970 AFL-NFL MERGER

RANK	TEAM	RECORD	WIN PCT.
1.	Pittsburgh Steelers	202-193-2	.511
2.	Dallas Cowboys	203-195	.510
3.	San Francisco 49ers	198-199-1	.499
4.	New England Patriots	197-200	.496
5.	Miami Dolphins	195-202-1	.491

KINGS OF THE AFC

- Pittsburgh is 371-233-2 (.614) in regular-season games against the AFC since the 1970 AFL-NFL merger.
- The Steelers' 371 regular-season victories against the AFC since the 1970 AFL-NFL merger rank first in the League.
- Pittsburgh is the only team in the NFL with at least 360 regular season wins against the AFC since the 1970 AFL-NFL merger.
- The Steelers' .614 regular-season winning percentage against the AFC since the 1970 AFL-NFL merger ranks first in the League.

MOST REGULAR-SEASON WINS BY AFC TEAM VS. AFC SINCE 1970 AFL-NFL MERGER

RANK	TEAM	WINS
1.	Pittsburgh Steelers	371
2.	New England Patriots	353
3.	Denver Broncos	343
4.	Miami Dolphins	339
5.	Kansas City Chiefs	311

BEST REGULAR-SEASON WIN PERCENTAGE BY AFC TEAM VS. AFC SINCE 1970 AFL-NFL MERGER

RANK	TEAM	RECORD	WIN PCT.
1.	Pittsburgh Steelers	371-233-2	.614
2.	New England Patriots	353-255	.581
3.	Denver Broncos	343-252-4	.576
4.	Miami Dolphins	339-264-2	.562
5.	Baltimore Ravens	168-136	.553

- Pittsburgh is 216-86 (.715) in regular-season home games against the AFC since the 1970 AFL-NFL merger.
- The Steelers' 216 regular-season home victories against the AFC since the 1970 AFL-NFL merger rank first in the League.
- Pittsburgh's .715 regular-season home winning percentage against the AFC since the 1970 AFL-NFL merger ranks first in the League.

MOST REGULAR-SEASON HOME WINS BY AFC TEAM VS. AFC SINCE 1970 AFL-NFL MERGER

RANK	TEAM	WINS
1.	Pittsburgh Steelers	216
2.	New England Patriots	205
3.	Denver Broncos	202
4.	Miami Dolphins	195
5.	Kansas City Chiefs	181

BEST REGULAR-SEASON HOME WIN PERCENTAGE BY AFC TEAM VS. AFC SINCE 1970 AFL-NFL MERGER

RANK	TEAM	RECORD	WIN PCT.
1.	Pittsburgh Steelers	216-86	.715
2.	Denver Broncos	202-93-4	.684
3.	New England Patriots	205-99	.674
4.	Baltimore Ravens	102-51	.667
5.	Miami Dolphins	195-107-1	.645

- Pittsburgh is 155-147-2 (.513) in regular-season road games against the AFC since the 1970 AFL-NFL merger.
- The Steelers' 155 regular-season road victories against the AFC since the 1970 AFL-NFL merger rank first in the League.
- Pittsburgh's .513 regular-season road winning percentage against the AFC since the 1970 AFL-NFL merger ranks first in the League.
- The Steelers are the only franchise in the AFC with an above .500 record in conference road games since the 1970 AFL-NFL merger.

MOST REGULAR-SEASON ROAD WINS BY AFC TEAM VS. AFC SINCE 1970 AFL-NFL MERGER

RANK	TEAM	WINS
1.	Pittsburgh Steelers	155
2.	New England Patriots	148
3.	Miami Dolphins	144
4.	Indianapolis Colts	143
5.	Denver Broncos	141

BEST REGULAR-SEASON ROAD WIN PERCENTAGE BY AFC TEAM VS. AFC SINCE 1970 AFL-NFL MERGER

RANK	TEAM	RECORD	WIN PCT.
1.	Pittsburgh Steelers	155-147-2	.513
2.	New England Patriots	148-156	.487
3.	Miami Dolphins	144-157-1	.478
4.	Denver Broncos	141-159	.470
5.	Indianapolis Colts	143-162	.469

TOMLIN AT HEINZ FIELD

- Mike Tomlin** has guided Pittsburgh to a 82-31 (.726) regular-season record at Heinz Field.
- Tomlin earned his 80th regular-season home win in Week 10 of 2020 vs. Cincinnati and joined **Chuck Noll** (119) and **Bill Cowher** (85) as the third head coach in Steelers history with 80 regular-season home victories.
- Tomlin has led Pittsburgh to at least five home wins in each of his first 14 seasons as the team's head coach and six home wins in nine of his 14 at the helm.
- Tomlin and the Steelers' 82 regular-season home victories rank tied for third in the NFL since 2007.
- Tomlin and the Steelers' .726 regular-season home winning percentage ranks tied for third in the NFL since 2007.

MOST REGULAR-SEASON HOME WINS SINCE 2007

RANK	TEAM	WINS
1.	New England Patriots	95
2.	Green Bay Packers	85
3.	Pittsburgh Steelers	82
	Baltimore Ravens	82
5.	New Orleans Saints	77
	Seattle Seahawks	77

BEST REGULAR-SEASON HOME WIN PERCENTAGE SINCE 2007

RANK	TEAM	RECORD	WIN PCT.
1.	New England Patriots	95-18	.841
2.	Green Bay Packers	85-25-2	.768
3.	Pittsburgh Steelers	82-31	.726
	Baltimore Ravens	82-31	.726
5.	New Orleans Saints	77-36	.681
	Seattle Seahawks	77-36	.681

- Tomlin and the Steelers' 64 regular-season road victories rank tied for second in the NFL since 2007.
- Tomlin and the Steelers' .571 regular-season road winning percentage ranks second in the NFL since 2007.

MOST REGULAR-SEASON ROAD WINS SINCE 2007

RANK	TEAM	WINS
1.	New England Patriots	74
2.	Pittsburgh Steelers	64
	New Orleans Saints	64
4.	Dallas Cowboys	60
	Green Bay Packers	60

BEST REGULAR-SEASON ROAD WIN PERCENTAGE SINCE 2007

RANK	TEAM	RECORD	WIN PCT.
1.	New England Patriots	75-38	.664
2.	Pittsburgh Steelers	64-48-1	.571
3.	New Orleans Saints	64-49	.566
4.	Dallas Cowboys	61-53	.535
5.	Green Bay Packers	60-53	.531

TOMLIN IN THE DIVISION

- Mike Tomlin** is 58-25-1 (.696) in the regular season against AFC North teams since becoming Pittsburgh's head coach in 2007.
- His 58 regular season wins against division opponents are the most of any AFC North team since 2007, and the second-most among all NFL teams in divisional games (New England, 66):

AFC NORTH INTER-DIVISION RECORD SINCE 2007

RANK	TEAM	W	L	T	WIN PCT.
1.	Pittsburgh Steelers	58	25	1	.696
2.	Baltimore Ravens	50	34	0	.595
3.	Cincinnati Bengals	37	47	0	.440
4.	Cleveland Browns	22	61	1	.268

- Tomlin owns an impressive 33-9 (.786) record against divisional foes at Heinz Field during the regular season.

AFC NORTH INTER-DIVISION HOME RECORD SINCE 2007

RANK	TEAM	W	L	T	WIN PCT.
1.	Pittsburgh Steelers	33	9	0	.786
2.	Baltimore Ravens	28	14	0	.667
3.	Cincinnati Bengals	22	20	0	.524
4.	Cleveland Browns	15	26	1	.369

- Tomlin has won at least four games against division opponents in 11 of his 14 seasons, including 4-2 in 2020.
- Tomlin is 25-16-1 (.607) on the road against divisional foes during the regular season.

AFC NORTH INTER-DIVISION ROAD RECORD SINCE 2007

RANK	TEAM	W	L	T	WIN PCT.
1.	Pittsburgh Steelers	25	16	1	.607
2.	Baltimore Ravens	22	20	0	.524
3.	Cincinnati Bengals	15	27	0	.357
4.	Cleveland Browns	7	35	0	.167

TOMLIN AMONG THE BEST

- Mike Tomlin has led Pittsburgh to a 146-79-1 (.648) record in the regular season since becoming the team's head coach in 2007.
- Tomlin ranks 12th in NFL history with a regular-season record of 67 games over .500.

MOST GAMES ABOVE .500 BY HEAD COACH IN NFL HISTORY

RANK	COACH	GAMES > .500
8.	Marty Schottenheimer, 1984-2006	74
9.	John Madden, 1969-1978	71
10.	Tony Dungy, 1996-2008	70
11.	George Allen, 1966-1977	69
12.	Mike Tomlin, 2007-2021	67

- Tomlin, Bill Belichick, Andy Reid and Marty Schottenheimer are the only coaches in NFL history with career records of 60 or more games over .500 not in the Pro Football Hall of Fame.
- Tomlin's 146 regular-season victories are second best in the NFL since 2007.

NFL HEAD COACH RECORDS SINCE 2007

RANK	COACH	RECORD	PLAYOFF APPS.	SUPER BOWL APPS.
1.	Bill Belichick	170-56	13	4
2.	Mike Tomlin	146-79-1	9	2
3.	Andy Reid	142-83-1	10	2
4.	Sean Payton	134-76	8	1
5.	John Harbaugh	130-80	9	1

- His 146 regular-season victories are third-most among active coaches in the NFL.

MOST REGULAR-SEASON WINS BY AN ACTIVE NFL HEAD COACH

RANK	COACH	WINS
1.	Bill Belichick	281
2.	Andy Reid	222
3.	Mike Tomlin	146
	Pete Carroll	146
5.	Sean Payton	144

- Tomlin's 146 regular-season victories rank tied for 22nd in NFL history.

MOST REGULAR-SEASON WINS BY HEAD COACH IN NFL HISTORY

RANK	COACH	WINS
19.	Joe Gibbs	154
20.	Steve Owen	151
21.	Bill Cowher	149
22.	Mike Tomlin	146
	Pete Carroll	146

- Tomlin's .648 regular-season win percentage ranks tied for ninth in NFL history (minimum 100 games).

HEAD COACH WIN PERCENTAGE IN NFL HISTORY (MIN. 100 GAMES)

RANK	COACH	WIN PCT.
6.	Don Shula	.677
7.	Bill Belichick	.672
8.	Tony Dungy	.668
9.	Mike Tomlin	.648
	George Seifert	.648

- Tomlin's .648 regular-season win percentage ranks second among active NFL head coaches (minimum 100 games).

ACTIVE HEAD COACH WINNING PERCENTAGE (MIN. 100 GAMES)

RANK	COACH	W	L	T	WIN PCT.
1.	Bill Belichick	281	137	0	.672
2.	Mike Tomlin	146	79	1	.648
3.	Sean Payton	144	82	0	.637
4.	Andy Reid	222	131	1	.629
5.	John Harbaugh	130	80	0	.619

TOMLIN VS. AFC

- During his career, Mike Tomlin's regular-season record against the AFC is 109-60-1 (.644).
- Tomlin's 109 regular-season victories against the AFC rank tied for eighth in NFL history.
- Tomlin's .644 regular-season winning percentage against the AFC ranks fifth in NFL history.

MOST REGULAR-SEASON WINS VS. AFC BY HEAD COACH IN NFL HISTORY

RANK	COACH	WINS
1.	Bill Belichick	210
2.	Don Shula	190
3.	Chuck Noll	147
4.	Marty Schottenheimer	142
5.	Mike Shanahan	116
6.	Bill Cowher	115
7.	Marv Levy	112
8.	Mike Tomlin	109
	Chuck Knox	109
10.	Jeff Fisher	106

BEST REGULAR-SEASON WIN PERCENTAGE VS. AFC BY HEAD COACH IN NFL HISTORY (MIN. 100 GAMES)

RANK	COACH	WIN PCT.
1.	Tony Dungy	.731
2.	John Madden	.724
3.	Bill Belichick	.669
4.	Andy Reid	.666
5.	Mike Tomlin	.644
6.	Don Shula	.631
7.	Bill Cowher	.628
8.	John Harbaugh	.614
9.	Marty Schottenheimer	.599
10.	Jim Mora	.589

- Pittsburgh's 109 regular-season victories against the AFC under Tomlin ranks second among AFC teams since 2007.
- Pittsburgh's .644 regular-season winning percentage against the AFC under Tomlin ranks second among AFC teams since 2007.

AFC TEAMS VS. AFC SINCE 2007

RANK	TEAM	W	L	T	WIN PCT.
1.	New England Patriots	128	42	0	.753
2.	Pittsburgh Steelers	109	60	1	.644
3.	Indianapolis Colts	98	70	0	.583
4.	Baltimore Ravens	99	71	0	.582
5.	L.A. Chargers	89	79	0	.530

- Pittsburgh's 61 regular-season home victories against the AFC under Tomlin rank second among AFC teams since 2007.
- Pittsburgh's .718 regular-season home winning percentage against the AFC under Tomlin ranks second among AFC teams since 2007.

AFC TEAMS VS. AFC AT HOME SINCE 2007

RANK	TEAM	W	L	T	WIN PCT.
1.	New England Patriots	74	11	0	.871
2.	Pittsburgh Steelers	61	24	0	.718
3.	Baltimore Ravens	59	26	0	.694
4.	Indianapolis Colts	55	29	0	.655
5.	Houston Texans	51	34	0	.600

- Pittsburgh's 48 regular-season road victories against the AFC under Tomlin rank second among AFC teams since 2007.
- Pittsburgh's .571 regular-season road winning percentage against the AFC under Tomlin ranks second among AFC teams since 2007.

AFC TEAMS VS. AFC ON THE ROAD SINCE 2007

RANK	TEAM	W	L	T	WIN PCT.
1.	New England Patriots	54	31	0	.635
2.	Pittsburgh Steelers	48	36	1	.571
3.	Kansas City Chiefs	45	40	0	.529
4.	Indianapolis Colts	43	41	0	.512
5.	L.A. Chargers	42	42	0	.500

- Including the postseason, Tomlin has a .633 winning percentage (116-67-1) against the AFC during his first 14 years.

TOMLIN VS. NFC

- During his career, **Mike Tomlin's** regular-season record against the NFC is 37-19 (.661), including 21-7 (.750) at Heinz Field.
- Pittsburgh's 37 regular-season victories against the NFC under Tomlin rank second among AFC teams.
- Pittsburgh's .661 regular-season winning percentage against the NFC under Tomlin ranks second among AFC teams.

AFC RECORDS VS. NFC SINCE 2007

RANK	TEAM	W	L	T	WIN PCT.
1.	New England Patriots	42	14	0	.750
2.	Pittsburgh Steelers	37	19	0	.661
3.	Baltimore Ravens	36	20	0	.643
4.	Indianapolis Colts	34	24	0	.586
	Tennessee Titans	34	24	0	.586

- Pittsburgh's 21 regular-season home victories against the NFC under Tomlin rank tied for second among AFC teams.
- Pittsburgh's .750 regular-season home winning percentage against the NFC under Tomlin ranks tied for second among AFC teams.

AFC HOME RECORDS VS. NFC SINCE 2007

RANK	TEAM	W	L	T	WIN PCT.
1.	Baltimore Ravens	23	5	0	.821
2.	Pittsburgh Steelers	21	7	0	.750
	New England Patriots	21	7	0	.750
4.	Kansas City Chiefs	19	9	0	.679
	Denver Broncos	19	9	0	.679

- Pittsburgh's 16 regular-season road victories against the NFC under Tomlin rank third among AFC teams.
- Pittsburgh's .571 regular-season road winning percentage against the NFC under Tomlin ranks third among AFC teams.

AFC ROAD RECORDS VS. NFC SINCE 2007

RANK	TEAM	W	L	T	WIN PCT.
1.	New England Patriots	21	7	0	.750
2.	Tennessee Titans	18	11	0	.621
3.	Pittsburgh Steelers	16	12	0	.571
4.	Indianapolis Colts	15	13	0	.536
5.	Baltimore Ravens	13	15	0	.464
	Kansas City Chiefs	13	15	0	.464

- Including the postseason, Tomlin has a .655 winning percentage (38-20) against the NFC during his first 14 years.

PRIMETIME SPECIALIST

- The Steelers have played in 45 regular-season primetime games since 2011, including three games in 2020: Week 1 victory over the New York Giants, 26-16, on Monday Night Football; Week 14 loss at Buffalo, 26-15, on Sunday Night Football; and Week 15 loss at Cincinnati, 27-17, on Monday Night Football.
- Mike Tomlin** has guided Pittsburgh to a 42-23 (.646) record in regular-season primetime games.
- Tomlin's 42 victories in regular-season primetime games rank second in the NFL since 2007.
- Tomlin's .646 winning percentage in regular-season primetime games ranks third in the NFL since 2007.

MOST REGULAR-SEASON PRIMETIME WINS SINCE 2007

RANK	TEAM	WINS
1.	New England Patriots	44
2.	Pittsburgh Steelers	42
3.	Dallas Cowboys	40
4.	Green Bay Packers	37
5.	Philadelphia Eagles	36

BEST REGULAR-SEASON PRIMETIME WIN PERCENTAGE SINCE 2007

RANK	TEAM	RECORD	WIN PCT.
1.	Seattle Seahawks	33-10-1	.761
2.	New England Patriots	44-20	.688
3.	Pittsburgh Steelers	42-23	.646
4.	New Orleans Saints	34-19	.642
5.	Baltimore Ravens	30-19	.612

- Tomlin has guided the Steelers to a 16-3 (.842) record in Monday Night Football contests, including a 7-0 mark at Heinz Field.
- Tomlin's 16 victories on Monday Night Football rank tied for first in the NFL since 2007.
- Tomlin's .842 winning percentage on Monday Night Football ranks second in the NFL since 2007.
- Tomlin is 18-13 (.581) on Sunday Night Football and 8-7 (.533) on Thursday Night Football.

WINNING RECORD IN FIRST 14 SEASONS

- Mike Tomlin secured his 14th straight non-losing season with the Steelers' eighth win in 2020, a 24-19 win at Dallas in Week 9, a streak dating back to his first season as the team's head coach in 2007.
- Tomlin and Marty Schottenheimer are the only head coaches in NFL history to begin a head coaching tenure with at least 14 consecutive non-losing seasons.

MOST CONSECUTIVE NON-LOSING SEASONS TO BEGIN NFL HEAD COACHING CAREER

RANK	HEAD COACH	YEARS	SEASONS
1.	Mike Tomlin	2007-20	14
	Marty Schottenheimer	1984-97	14
3.	Don Shula	1963-75	13
4.	George Allen	1966-77	12
	Curly Lambeau	1921-32	12

WIN NO. 140

- Mike Tomlin earned his 140th regular-season win with the Steelers in the 28-24 victory at Baltimore in Week 8 of 2020.
- The game was Tomlin's 215th of his regular-season tenure, tying him with Curly Lambeau for the third-fewest games by an NFL head coach to secure 140 wins.

FEWEST NFL GAMES COACHED TO 140 WINS

RANK	HEAD COACH	TEAMS	GAMES
1.	Don Shula	Baltimore-Miami	185
2.	George Halas	Chicago	210
3.	Mike Tomlin	Pittsburgh	215
	Curly Lambeau	Green Bay	215
5.	Joe Gibbs	Washington	216

AMONG COACHES IN FIRST 14 YEARS

- Mike Tomlin earned his 145th regular-season victory in Week 16 vs. Indianapolis in 2020, and accumulated a 145-78-1 regular-season record in his first 14 seasons as a head coach in the NFL (2007-20).
- Tomlin's 145 career regular-season victories are the most by a head coach in his first 14 career seasons, surpassing Pro Football Hall of Famer Don Shula (144 regular-season victories from 1963-76).

MOST WINS AMONG NFL HEAD COACHES DURING FIRST 14 SEASONS

RANK	HEAD COACH	YEARS	WINS
1.	Mike Tomlin	2007-20	145
2.	Don Shula	1963-76	144
3.	Sean Payton	2006-20	142
4.	Bill Cowher	1992-2005	141
5.	Joe Gibbs	1981-92, 2004-05	140

TOMLIN IN 14

- In his first 14 seasons as the head coach of the Steelers, Mike Tomlin has an extensive list of accomplishments.
- Tomlin's 145 regular-season wins in his first 14 seasons rank as the most wins in team history for any coach in his first 14 campaigns and his two Super Bowl appearances rank second for the franchise for a coach in his first 14 seasons.
- Tomlin's nine postseason berths rank tied for first in a coach's first 14 seasons with the Steelers and his seven division titles rank tied for second.

STEELERS HEAD COACHES RECORD THROUGH 14 SEASONS

RANK	HEAD COACH	RECORD	YEARS
1.	Mike Tomlin	145-78-1 (.650)	2007-20
2.	Bill Cowher	141-82-1 (.632)	1992-2005
3.	Chuck Noll	123-75-1 (.621)	1969-1982
RANK	HEAD COACH	SUPER BOWL APP.	SUPER BOWL WINS
1.	Chuck Noll	4 (1974, '75, '78, '79)	4 (1974, '75, '78, '79)
2.	Mike Tomlin	2 (2008, '10)	1 (2008)
	Bill Cowher	2 (1995, 2006)	1 (2006)
RANK	HEAD COACH	PLAYOFF APP.	YEARS
1.	Bill Cowher	9	1992-97, 2001, '02, '04
	Mike Tomlin	9	2007-08, '10-11, '14-17, '20
3.	Chuck Noll	8	1972-79
RANK	HEAD COACH	DIVISION TITLES	YEARS
1.	Bill Cowher	8 (AFC Central/North)	1992, '94-97, 2001, '02, '04
2.	Mike Tomlin	7 (AFC North)	2007-08, '10, '14, '16-17, '20
	Chuck Noll	7 (AFC Central)	1972, '74-79

TOMLIN'S 100 WINS IN 10 SEASONS

- Mike Tomlin became the third head coach in Steelers history to record 100 regular-season wins in Week 14 of 2016 with the team's 27-20 victory at Buffalo.
- Tomlin joined Chuck Noll (1969-91, 193) and Bill Cowher (1992-2006, 149) in the team's 100-win club. The Steelers became the first NFL franchise with three 100-win head coaches.
- Tomlin earned his 100th regular-season victory in his 157th career regular-season game, which marked the fewest games by a Steelers head coach to reach the century mark (Chuck Noll, 158; Bill Cowher, 163).

- Tomlin's 100th win occurred in his 10th season with the Steelers, becoming the first Pittsburgh head coach to reach 100 wins in his first 10 years (**Bill Cowher**, 1992-2001, 99; **Chuck Noll**, 1976-78, 88).
- Tomlin is the ninth head coach in NFL history to win 100 games in his first 10 seasons with one franchise, joining Bill Belichick (New England), Mike Ditka (Chicago), Joe Gibbs (Washington), John Madden (Oakland), Mike McCarthy (Green Bay), Marty Schottenheimer (Kansas City), Mike Shanahan (Denver) and Don Shula (Miami).

AMONG COACHES IN FIRST 10 YEARS

- Mike Tomlin** earned his 100th regular-season victory in Week 14 at Buffalo in 2016, and accumulated a 103-57 regular-season record in his first 10 seasons as a head coach in the NFL (2007-16).
- Tomlin became the eighth head coach in NFL history with 100 or more regular-season wins in their first 10 seasons as a head coach.

MOST WINS AMONG NFL HEAD COACHES IN THEIR FIRST 10 SEASONS

RANK	HEAD COACH	YEARS	WINS
1.	George Seifert	1989-96, 1999-2000	113
2.	Don Shula	1963-72	105
3.	Mike McCarthy	2006-15	104
4.	Mike Tomlin	2007-16	103
	John Madden	1969-78	103

FEWEST TO 100

- Mike Tomlin** reached 100 regular-season wins in 157 games, the sixth-fewest games to reach 100 career victories among coaches who began their career after 1970.

FEWEST GAMES COACHED TO 100 WINS

RANK	HEAD COACH	YEARS	WINS
1.	George Seifert	San Francisco-Carolina	133
2.	Mike Ditka	Chicago	150
	Joe Gibbs	Washington	150
	Mike McCarthy	Green Bay	150
5.	Tony Dungy	Tampa Bay-Indianapolis	156
6.	Mike Tomlin	Pittsburgh	157

LIMITING SACKS

- The Steelers have allowed either the fewest sacks or second-fewest sacks in the NFL dating back to 2020 (1st, 18), 2019 (2nd, 50), 2018 (1st, 74), 2017 (t-1st, 98), 2016 (1st, 119), 2015 (1st, 152), 2014 (1st, 185), 2013 (2nd, 228), 2012 (2nd, 265) and 2011 (2nd, 307).
- Pittsburgh has allowed 18 sacks since 2020, which is the fewest in the NFL.

NFL FEWEST SACKS ALLOWED SINCE 2020

RANK	TEAM	SACKS ALLOWED
1.	Pittsburgh Steelers	18
2.	Green Bay Packers	23
3.	Tampa Bay Buccaneers	25
4.	Kansas City Chiefs	26
5.	Indianapolis Colts	27
	Los Angeles Rams	27
7.	Cleveland Browns	30
8.	Buffalo Bills	31
9.	New Orleans Saints	33
	Las Vegas Raiders	33

- The Steelers have allowed 50 sacks since 2019, which ranks second in the NFL.

NFL FEWEST SACKS ALLOWED SINCE 2019

RANK	TEAM	SACKS ALLOWED
1.	Los Angeles Rams	49
2.	Pittsburgh Steelers	50
3.	Kansas City Chiefs	51
4.	New Orleans Saints	58
5.	Indianapolis Colts	59
	Green Bay Packers	59
7.	Las Vegas Raiders	62
8.	Baltimore Ravens	64
9.	New England Patriots	69
10.	Dallas Cowboys	70

- Since 2014, the Steelers have yielded 185 sacks, which ranks first in the NFL.

NFL FEWEST SACKS ALLOWED SINCE 2014

RANK	TEAM	SACKS ALLOWED
1.	Pittsburgh Steelers	185
2.	New Orleans Saints	187
3.	Baltimore Ravens	199
4.	New England Patriots	213
5.	Las Vegas Raiders	217
6.	Los Angeles Rams	224
7.	Los Angeles Chargers	237
8.	Kansas City Chiefs	241
9.	Indianapolis Colts	243
10.	Dallas Cowboys	249

TOMLIN-BEN

- Mike Tomlin** and QB **Ben Roethlisberger** recorded their 108th regular-season win together in Week 5 of 2018 against Atlanta, breaking a tie with Chuck Noll and Terry Bradshaw for the most wins by a head coach-quarterback tandem in franchise history.
- Tomlin and Roethlisberger picked up their 117th regular-season victory in Week 2 of 2020 against Denver, breaking a tie with Don Shula and Dan Marino for the third-most wins by a head coach-quarterback tandem in NFL history.
- The duo's 128 regular-season wins are the third-most by a head coach-quarterback pairing in NFL history.

MOST REGULAR-SEASON WINS BY A HEAD COACH-QUARTERBACK IN NFL HISTORY

RANK	DUO	WINS
1.	Bill Belichick-Tom Brady	219
2.	Sean Payton-Drew Brees	141
3.	Mike Tomlin-Ben Roethlisberger	128
4.	Don Shula-Dan Marino	116
5.	Chuck Noll-Terry Bradshaw	107

MOVING ON UP

QB Ben Roethlisberger leads the Steelers in nearly all major career statistics. The following is where Roethlisberger ranks in Steelers history in several key categories:

Single-Season TD Passes (2018)	34	1st
Single-Season Passing Yards (2018)	5,129	1st
Career Passing TDs (regular season)	398	1st
Single-Season Completions (2018)	452	1st
Single-Season Pass Attempts (2018)	675	1st
Single-Season Completion Pct. (2015)	68.0	1st
Single-Season Passer Rating (2007)	104.1	1st
3,000-Yard Passing Seasons (2006-18, 2020)	14	1st
Consecutive 3,000-Yard Passing Seasons (2006-18)	13	1st
Single-Game Completion Pct. (9/7/08 vs. Houston)	92.9	1st
Seasons w/ 250+ Completions (2006-09, '11-18, 2020)	13	1st
Seasons w/ Completion Pct. of 60.0+ (2004, '05, '07, '09-'18, 2020)	14	1st
Seasons w/ Passer Rating of 90.0+ (2004, '05, '07, '09-'18, 2020)	14	1st
Completions in Single Game (12/10/17 vs. Baltimore)	44	1st
Attempts in Single Game (12/10/17 vs. Baltimore)	66	1st
Passing Yards in Single Game (10/26/14 vs. Indianapolis)	522	1st
Career Winning Pct.	.676	2nd
Career Completions	5,095	1st
Career Attempts	7,910	1st
Career Passing Yards	60,831	1st
Career Completion Pct.	64.4	1st
Career Passing Yards/Attempts	7.7	1st
Career QB Rating	93.9	1st
Career 300-yard Passing Games (reg and postseason)	72	1st
Career Games w/ 30+ Completions (reg and postseason)	35	1st
Career Games w/ 100.0+ Passer Rating (reg and postseason)	102	1st
Career Perfect Passer Rating Games (158.3) **	4	1st
Career QB Rating in 4th Qtr. *	93.4	1st
Career Touchdown Passes in 4th Quarter	109	1st
Career Touchdown Passes in Final 2 mins./game *	46	1st
Consecutive Reg. Gms. w/ At Least One TD Pass (2012-Week 1 of 2014)	30	1st
Games Played by Rookie QB (2004)	14	1st
Passing Attempts by Rookie QB (2004)	295	1st
Pass Completions by Rookie QB (2004)	196	1st
Passing Yards by Rookie QB (2004)	2,621	1st
Passing TDs by Rookie QB (2004)	17	1st
Rushing Attempts by Rookie QB (2004)	56	1st
Rushing Yards by Rookie QB (2004)	144	1st
Completion Pct. by Rookie QB (2004) **	66.4	1st
Passer Rating by Rookie QB (2004) **	98.1	1st
Comp. %./Single Game by Rookie QB (10/17/04 vs. Dal.) **	84.0	1st
Consecutive Wins to Start Career (2004) **	13	1st
Total Wins by Rookie QB (2004) **	13	1st
Passing TDs in Single Game (10/26/14 vs. Ind. and 11/2/14 vs. Bal.)	6	1st
Single-Game TD Passes at Heinz Field (10/26/14 vs. Ind. and 11/2/14 vs. Bal.)	6	1st
Passing TDs in Back-to-Back Games **	12	1st
Total Wins When Throwing for 300-plus Yards	38	1st
Seasons w/ 25+ Passing TDs (2007, '09, '12-14, '16-18, '20)	9	1st
Career Wins (Regular Season)	157	1st
Career TD Passes (indoors)	35	1st
Career Touchdown Passes in Dec./Jan.	112	1st
Single-Game TD Passes on MNF (11/5/07 vs. Bal.) **	5	T-1st
Consecutive Passes Completed (11/26/07 vs. Miami)	15	T-1st
Career Rushing Yards (by QB)	1,373	3rd
Career Rushing Touchdowns (by QB)	19	3rd

BEN BY THE NUMBERS

3,000	Roethlisberger has thrown for 3,000+ yards in 14 of his 17 seasons in the NFL. Only Tom Brady (18), Brett Favre (18), Drew Brees (16), Peyton Manning (16) and Philip Rivers (15) have registered more 3,000-yard passing seasons in NFL history.
400	Roethlisberger has thrown for 400 or more yards in 14 games (regular-season and postseason), which is a franchise record and fourth in NFL history.
235	Roethlisberger has played in 235 regular-season games for the Steelers, which is a franchise record. His 235 regular-season games played at quarterback ranks 10th in NFL history. Roethlisberger's 235 regular-season games played at quarterback with one franchise ranks fifth in NFL history.
233	Roethlisberger has started 233 regular-season games for the Steelers, which is a franchise record. His 233 regular-season games started at quarterback ranks ninth in NFL history. Roethlisberger's 233 regular-season games started at quarterback with one franchise ranks fifth in NFL history.
158.3	Roethlisberger has posted a perfect passer rating of 158.3 or better in four games during his NFL regular-season career (min. 10 attempts/game) - the most all-time.
157-75-1	Roethlisberger's regular-season record as a starting quarterback is 157-75-1 (.676) - the third-best record in the NFL among all active quarterbacks (min. 100 starts) and most wins in franchise history for a starting signal caller.
157	Roethlisberger's 157 regular-season wins as a starting quarterback ranks fifth in NFL history.
129	Roethlisberger has registered 129 career multi-TD pass games (regular-season and postseason), which is a franchise record and eighth in NFL history.
125.0	Roethlisberger has recorded a passer rating of 125.0 or higher 22 times in his NFL regular-season career (minimum 20 attempts), most recently in Week 5 of 2020 against the Philadelphia Eagles (125.4).
100.0	Roethlisberger has registered 102 career games (regular-season and postseason) with a passer rating of 100.0 or higher, which is a franchise record and seventh in NFL history.
87	Roethlisberger owns a 87-30 (.744) regular-season career record as a starting quarterback at Heinz Field.
72	Roethlisberger has registered 72 games with 300 or more yards passing (regular-season and postseason), which is a franchise record and tied for fifth in NFL history.
59	Roethlisberger is 59-36-1 (.620) in games decided by six points or less with him under center. His 59 victories (regular-season and postseason) in games decided by six points or less with him under center ranks fourth in NFL history.
52	Roethlisberger has now thrown a TD pass to 52 different players (including RB Najee Harris in 2021) over his regular-season NFL career.
47	Roethlisberger has rallied the Steelers from a tie or deficit in the fourth quarter 47 times in his career, which is a franchise record and tied for fourth in NFL history.

BEN BY THE NUMBERS

36	Roethlisberger has led the Steelers to an offensive scoring drive in the 4th quarter with the team trailing by one score to either tie or take the lead 36 times in his career, which is a franchise record and tied for third in NFL history.
25+	Roethlisberger has thrown 25 or more TD passes nine times over his 17-year career. The nine 25+ TD passing seasons rank seventh since the 1970 AFL-NFL merger.
20+	The Steelers have scored at least 20 points in 96 of the 117 games at home with Roethlisberger as the starter.
15	Roethlisberger threw at least 15 TD passes in each of his first 15 NFL seasons, the most consecutive seasons with 15 or more scoring tosses to start an NFL career. He added his 16th season with at least 15 TD passes in 2020.
11	Roethlisberger has thrown 20 or more TD passes during his NFL career in 11 seasons - a franchise record - including eight consecutive seasons prior to 2019 (2007, 2009, 2011-18, 2020).
10	Roethlisberger has 10 career completions of 80 yards or longer.
10	QB Ben Roethlisberger ranks in the top 10 in NFL history in games (10th, 235), games with one franchise (fifth, 235), starts (ninth, 233), starts with one franchise (fifth, 233), pass yards (seventh, 60,831), pass completions (sixth, 5,095), pass attempts (eighth, 7,910) and TD passes (eighth, 398).
9	Roethlisberger has nine career TD passes of 80 yards or longer, which is tied with Pro Football Hall of Famer Brett Favre for the most in NFL history.
8TH	Roethlisberger is the eighth quarterback in NFL history to surpass 400 career passing TDs, including the regular-season and postseason (430).
8TH	Roethlisberger has thrown for three or more TD passes in 57 games (regular-season and postseason) over his NFL career, which ranks eighth in League history.
5	Roethlisberger is one of five quarterbacks (two active) in NFL history to throw at least 225 TDs at home during the regular season (227).
4	Roethlisberger is one of four quarterbacks in NFL history to record at least 20 regular-season wins against multiple opponents since the 1970 AFL-NFL merger (24, Cincinnati; 23, Cleveland). He joins Tom Brady (32, Buffalo; 29, Jets; 23, Miami), Brett Favre (26, Detroit; 23, Chicago) and John Elway (20, Seattle; 20, L.A. Chargers).
3RD	Roethlisberger has thrown 227 TD passes at Heinz Field, which is the third most all-time at a particular venue in NFL history behind Drew Brees (281 at Mercedes-Benz Superdome) and Tom Brady (258 at Gillette).
2	Roethlisberger needs two TD passes to become the eighth quarterback in NFL history to surpass 400 career regular-season passing TDs.
1ST	Roethlisberger is the first quarterback in NFL history with 500 passing yards in three career games (Week 8 2014, Week 15 2009 and Week 14 2017).
.620	Roethlisberger's .620 winning percentage in games decided by six points or less with him under center ranks second in NFL history.

CONTROLLING THE NORTH

- QB **Ben Roethlisberger** is 62-19-1 (.762) as a starter in the regular-season against AFC North opponents during his career, including a 4-1 mark in 2020.
- Since 2010, Roethlisberger is 38-12-1 against divisional foes during the regular season.
- Roethlisberger has finished with a .500 or above record against AFC North opponents during the regular season in 15 of his 17 NFL seasons, including winning at least five games in five campaigns.

ROETHLISBERGER VS. AFC NORTH AS A STARTER

SEASON	RECORD	SEASON	RECORD
2020	4-1	2011	4-2
2018	4-1-1	2010	5-0
2017	5-0	2009	2-3
2016	4-1	2008	6-0
2015	2-2	2007	5-0
2014	4-2	2006	3-3
2013	4-2	2005	3-1
2012	2-1	2004	5-0

- In his 82 career starts versus division opponents, Roethlisberger has posted a perfect passer rating once (11/5/07 vs. Baltimore) and 25 times has recorded a passer rating of over 100.0.
- The following is a look at his statistics against the AFC North in his 82 games as a starter.

ROETHLISBERGER STATISTICS VS. AFC NORTH

CATEGORY	STATISTIC
Record	62-19-1
Completion Pct. (Comp.-Att.)	62.2 (1,717-2,761)
Passing Yards	20,483
Passing Touchdowns	126
Interceptions	76
Passer Rating	88.6

- The following is a look at Roethlisberger's career statistics against AFC North opponents as a starter at home compared to the road.

ROETHLISBERGER STATISTICS VS. AFC NORTH (HOME/AWAY)

CATEGORY	HOME	AWAY
Record	33-8	29-11-1
Completion Pct. (Comp.-Att.)	62.7 (850-1,350)	61.4 (867-1,411)
Passing Yards	10,538	9,945
Passing Touchdowns	73	53
Interceptions	41	35
Passer Rating	92.4	84.8

BACK HOME IN OHIO

- QB **Ben Roethlisberger** is from Findlay, Ohio, and played collegiately at Miami (Ohio), so it is no wonder he feels at home while playing at Cincinnati or Cleveland.
- Including the postseason, Roethlisberger is a combined 25-5-1 in games played in Ohio (Paul Brown Stadium, 14-3; FirstEnergy Stadium, 11-2-1).
- Roethlisberger is one of four quarterbacks in NFL history to record at least 20 regular-season wins against multiple opponents since the 1970 AFL-NFL merger (24, Cincinnati; 23, Cleveland).
- Roethlisberger joined Tom Brady (32, Buffalo; 29, Jets; 23, Miami), Brett Favre (26, Detroit; 23, Chicago) and John Elway (20, Seattle; 20, L.A. Chargers).

MOST TOTAL WINS VS. ANY SINGLE OPPONENT BY STARTING QB SINCE 1970 AFL-NFL MERGER

RANK	PLAYER	OPP.	RECORD	YEARS
1.	Tom Brady	Bills	32 (32-3)	2001-19
2.	Tom Brady	Jets	29 (29-6)	2001-19
3.	Brett Favre	Lions	26 (26-9)	1992-2010
4.	Ben Roethlisberger	Bengals	24 (24-8)	2004-20
5.	Ben Roethlisberger	Browns	23 (23-2-1)	2004-20
	Tom Brady	Dolphins	23 (23-12)	2001-19
	Brett Favre	Bears	23 (23-13)	1992-2010
8.	Dan Marino	Colts	22 (22-11)	1983-99
9.	Aaron Rodgers	Bears	22 (20-5)	2008-20
	John Elway	Seahawks	20 (20-9)	1984-98
	John Elway	Chargers	20 (20-10)	1983-98
	Drew Brees	Buccaneers	20 (20-10)	2004-20

- Below is Roethlisberger's passing stats for games at Cincinnati and Cleveland.

ROETHLISBERGER IN GAMES PLAYED IN OHIO

	GP	ATT.	CMP.	PCT.	YDS	TD	INT	RAT.
Cincinnati	17	570	370	65.9	4,354	25	11	92.3
Cleveland	14	442	266	60.2	3,233	19	11	86.7
Total	31	1,012	636	62.8	7,587	44	22	89.5

HOME COOKING

- QB **Ben Roethlisberger** owns a 86-30 (.741) mark in his Heinz Field regular-season career as a starting quarterback, including victories in each of his first eight starts as a rookie in 2004.
- Below is a breakdown of Roethlisberger's statistics in his Heinz Field career.

ROETHLISBERGER STATISTICS AT HEINZ FIELD

CATEGORY	STATISTIC
Record	86-30
Completion Pct. (Comp.-Att.)	65.0 (2,555-of-3,929)
Passing Yards	31,107
Passing Touchdowns	227
Interceptions	91
Passer Rating	98.9
300-plus Yard Games	37
Multi-Touchdown Performances	67 (52-14 record)*
Threw 3 touchdowns in Week 10 of 2015, but did not start	

- Roethlisberger has thrown 227 TD passes at Heinz Field, which ranks third all-time at a venue behind Drew Brees (281 at Mercedes-Benz Superdome) and Tom Brady (258 at Gillette).

TD PASSES IN PARTICULAR VENUE IN NFL HISTORY

RANK	PLAYER (STADIUM)	TD PASSES
1.	Drew Brees (Mercedes-Benz Superdome)	281
2.	Tom Brady (Gillette Stadium)	258
3.	Ben Roethlisberger (Heinz Field)	227
4.	Aaron Rodgers (Lambeau Field)	218
5.	Brett Favre (Lambeau Field)	214

- Roethlisberger threw at least one TD pass in 45 consecutive home games at Heinz Field (2010-17), which was the third-longest streak in NFL history.

CONSECUTIVE HOME GAMES WITH AT LEAST ONE TD PASS

RANK	PLAYER (YEAR)	GAMES
1.	Drew Brees (10/18/09-11/27/16)	60
2.	Tom Brady (9/14/09-12/14/14)	47
3.	Ben Roethlisberger (12/19/10-9/17/17)	46
4.	Dan Marino (10/9/83-11/14/88)	39
5.	Aaron Rodgers (10/5/08-12/2/12)	35

BEN AMONG THE ALL-TIME BEST

- QB **Ben Roethlisberger** ranks in the top 10 in NFL history in games (10th, 235), games with one franchise (fifth, 235), starts (ninth, 233), starts with one franchise (fifth, 233), pass yards (seventh, 60,831), pass completions (sixth, 5,095), pass attempts (eighth, 7,910) and TD passes (eighth, 398).

MOST PASSING YARDS IN NFL HISTORY

RANK	PLAYER	YDS
1.	Drew Brees	80,358
2.	Tom Brady	79,859
3.	Peyton Manning	71,940
4.	Brett Favre	71,838
5.	Philip Rivers	63,440
6.	Dan Marino	61,361
7.	Ben Roethlisberger	60,831
8.	Eli Manning	57,023
9.	Matt Ryan	56,231
10.	John Elway	51,475

MOST TOUCHDOWN PASSES IN NFL HISTORY

RANK	PLAYER	TDS
1.	Tom Brady	590
2.	Drew Brees	571
3.	Peyton Manning	539
4.	Brett Favre	508
5.	Philip Rivers	421
6.	Dan Marino	420
7.	Aaron Rodgers	412
8.	Ben Roethlisberger	398
9.	Eli Manning	366
10.	Matt Ryan	349

MOST PASS COMPLETIONS IN NFL HISTORY

RANK	PLAYER	CMP
1.	Drew Brees	7,142
2.	Tom Brady	6,834
3.	Brett Favre	6,300
4.	Peyton Manning	6,125
5.	Philip Rivers	5,277
6.	Ben Roethlisberger	5,095
7.	Dan Marino	4,967
8.	Matt Ryan	4,923
9.	Eli Manning	4,895
10.	Aaron Rodgers	4,300

MOST PASS ATTEMPTS IN NFL HISTORY

RANK	PLAYER	ATT
1.	Tom Brady	10,684
2.	Drew Brees	10,551
3.	Brett Favre	10,169
4.	Peyton Manning	9,381
5.	Dan Marino	8,358
6.	Philip Rivers	8,134
7.	Eli Manning	8,120
8.	Ben Roethlisberger	7,910
9.	Matt Ryan	7,524
10.	John Elway	7,250

MOST GAMES PLAYED BY QB IN NFL HISTORY

RANK	PLAYER	GP
1.	Tom Brady	303
2.	Brett Favre	302
3.	Drew Brees	287
4.	Peyton Manning	266
5.	Earl Morrall	255
6.	Fran Tarkenton	246
7.	Philip Rivers	244
8.	Dan Marino	242
9.	Eli Manning	236
10.	Ben Roethlisberger	235

MOST GAMES STARTED BY QB IN NFL HISTORY

RANK	PLAYER	GS
1.	Tom Brady	301
2.	Brett Favre	298
3.	Drew Brees	286
4.	Peyton Manning	265
5.	Dan Marino	240
6.	Philip Rivers	240
7.	Fran Tarkenton	239
8.	Eli Manning	234
9.	Ben Roethlisberger	233
10.	John Elway	231

MOST GAMES PLAYED BY QB WITH ONE TEAM IN NFL HISTORY

RANK	PLAYER, TEAM	GP
1.	Tom Brady, New England Patriots	285
2.	Brett Favre, Green Bay Packers	255
3.	Dan Marino, Miami Dolphins	242
4.	Eli Manning, New York Giants	236
5.	Ben Roethlisberger, Pittsburgh Steelers	235

MOST GAMES STARTED BY QB WITH ONE TEAM IN NFL HISTORY

RANK	PLAYER	GS
1.	Tom Brady, New England Patriots	283
2.	Brett Favre, Green Bay Packers	253
3.	Dan Marino, Miami Dolphins	240
4.	Eli Manning, New York Giants	234
5.	Ben Roethlisberger, Pittsburgh Steelers	233

BEN AMONG ACTIVE BESTS

- QB **Ben Roethlisberger** ranks in the top 10 among active NFL quarterbacks with 60,831 passing yards (second), 5,095 completions (second), 7,910 attempts (second), 398 passing TDs (third), 7.69 yards per attempt (fifth) and a 94.0 passer rating (sixth).

NFL ACTIVE PASSING YARDAGE LEADERS

RANK	PLAYER	GP	YDS
1.	Tom Brady	303	79,859
2.	Ben Roethlisberger	235	60,831
3.	Matt Ryan	207	56,231
4.	Aaron Rodgers	198	51,378
5.	Matthew Stafford	167	45,708

NFL ACTIVE PASS COMPLETIONS LEADERS

RANK	PLAYER	GP	COMP.
1.	Tom Brady	303	6,834
2.	Ben Roethlisberger	235	5,095
3.	Matt Ryan	207	4,932
4.	Aaron Rodgers	198	4,300
5.	Matthew Stafford	167	3,937

NFL ACTIVE PASS ATTEMPTS LEADERS

RANK	PLAYER	GP	ATT.
1.	Tom Brady	303	10,684
2.	Ben Roethlisberger	235	7,910
3.	Matt Ryan	207	7,524
4.	Aaron Rodgers	198	6,615
5.	Matthew Stafford	167	6,280

NFL ACTIVE PASSING TOUCHDOWN LEADERS

RANK	PLAYER	GP	TDS
1.	Tom Brady	303	590
2.	Aaron Rodgers	198	412
3.	Ben Roethlisberger	235	398
4.	Matt Ryan	207	349
5.	Matthew Stafford	167	287

NFL ACTIVE PASSING YARDS PER ATTEMPT LEADERS (MIN. 2,500 ATT.)

RANK	PLAYER	GP	YDS/ATT.
1.	Russell Wilson	146	7.87
2.	Aaron Rodgers	198	7.77
3.	Kirk Cousins	111	7.74
4.	Jameis Winston	78	7.72
5.	Ben Roethlisberger	235	7.69
4.	Matt Ryan	207	349
5.	Matthew Stafford	167	287

NFL ACTIVE PASSER RATING LEADERS

RANK	PLAYER	GP	RTG.
1.	Aaron Rodgers	198	103.6
2.	Russell Wilson	146	102.2
3.	Kirk Cousins	111	98.2
4.	Tom Brady	303	97.4
5.	Matt Ryan	207	94.3
6.	Ben Roethlisberger	235	93.9

BIG BEN, BIG COMEBACKS

- In Pittsburgh's 23-16 victory over Buffalo in Week 1, when the Steelers came-from-behind despite a 10-point deficit, QB **Ben Roethlisberger** rallied the Steelers from a tie or deficit in the fourth quarter for the 47th time in his career, which is a franchise record and ranks tied for fourth in NFL history.

MOST GAMEWINNING DRIVES IN NFL HISTORY

RANK	PLAYER	GWD
1.	Peyton Manning	54
2.	Drew Brees	53
3.	Tom Brady	48
4.	Ben Roethlisberger	47
	Dan Marino	47

- Roethlisberger has led the Steelers to an offensive scoring drive in the 4th quarter with the team trailing by one score to either tie or take the lead 36 times in his career, which is a franchise record and tied for third in NFL history.

MOST 4TH QUARTER COMEBACKS IN NFL HISTORY

RANK	PLAYER	4QC
1.	Peyton Manning	43
2.	Tom Brady	39
3.	Ben Roethlisberger	36
	Drew Brees	36
5.	Johnny Unitas	34

- Roethlisberger picked up his 59th victory (regular-season and postseason) and fifth in 2020 (Week 2 vs. Denver, Week 7 at Tennessee, Week 8 at Baltimore, Week 9 at Dallas and Week 12 vs. Baltimore) in games decided by six points or less.
- Pittsburgh improved to 59-36-1 (.620) in games decided by six points or less with him under center.
- Roethlisberger's 59 victories (regular-season and postseason) in games decided by six points or less with him under center ranks third in NFL history.

MOST QB VICTORIES IN GAMES DECIDED BY SIX POINTS OR LESS

RANK	PLAYER	WINS
1.	Tom Brady	66
2.	Drew Brees	62
3.	Ben Roethlisberger	59
4.	Peyton Manning	58
	Brett Favre	58
	John Elway	58

HIGHEST QB WIN PERCENTAGE IN GAMES DECIDED BY SIX POINTS OR LESS (MIN. 50 GAMES STARTED)

RANK	PLAYER	PCT.
1.	Tom Brady	66-29 (.695)
2.	Ben Roethlisberger	59-36-1 (.620)
3.	Jim Kelly	40-25 (.615)
4.	Jay Cutler	37-24 (.607)
5.	Terry Bradshaw	31-21 (.596)

BEN IN YEAR 17

- QB **Ben Roethlisberger** ranked third in the NFL in both attempts (608) and completions (399) in 2020. He also ranked tied for seventh in TD passes (33).

CATEGORY	STAT	RANK	NFL LEADER
Completions	399	3rd	Matt Ryan, Atlanta (407)
Attempts	608	3rd	Matt Ryan, Atlanta (626)
Pass Yards	3,803	16th	Deshawn Watson, Houston (4,823)
Pass TDs	33	t-7th	Aaron Rodgers, Green Bay (48)

- In NFL history among quarterbacks in their 17th season in the NFL, Roethlisberger ranked first in pass TDs (33), first in completions (399), first in attempts (608), fourth in pass yards (3,804), sixth in completion percentage (65.6%) and sixth in passer rating (94.1).
- Roethlisberger has thrown 25 or more TD passes nine times over his 17-year career. The nine 25+ TD passing seasons ranks seventh since the 1970 AFL-NFL merger.

25+ TD PASS SEASONS

RANK	PLAYER	SEASONS
1.	Peyton Manning	16
2.	Tom Brady	15
3.	Drew Brees	14
4.	Brett Favre	11
	Philip Rivers	11
	Aaron Rodgers	11
7.	Ben Roethlisberger	9
8.	Matt Ryan	8
9.	Dan Marino	7
	Russell Wilson	7
	Tony Romo	7
	Eli Manning	7

- Roethlisberger has thrown 30 or more TD passes four times over his 17-year career. The four 30+ TD passing seasons ranks tied for eighth since the 1970 AFL-NFL merger.

30+ TD PASS SEASONS

RANK	PLAYER	SEASONS
1.	Drew Brees	10
2.	Peyton Manning	9
	Brett Favre	9
4.	Tom Brady	8
5.	Aaron Rodgers	7
6.	Philip Rivers	6
7.	Russell Wilson	5
8.	Ben Roethlisberger	4
	Dan Marino	4
	Tony Romo	4

- Roethlisberger has thrown for 3,000+ yards in 14 of his 17 seasons in the NFL. Only Tom Brady (18), Brett Favre (18), Drew Brees (16), Peyton Manning (16) and Philip Rivers (15) have registered more 3,000-yard passing seasons in NFL history.

3,000-YARD PASSING SEASONS

RANK	PLAYER	SEASONS
1.	Tom Brady	18
	Brett Favre	18
3.	Drew Brees	16
	Peyton Manning	16
5.	Philip Rivers	15
6.	Ben Roethlisberger	14
	Eli Manning	14
8.	Dan Marino	13
9.	John Elway	12
	Matt Ryan	12

STARTING IN STYLE

- QB **Ben Roethlisberger** owns a 157-75-1 (.676) regular-season record as a starting quarterback - the third-best record in the NFL among all active quarterbacks (min. 100 starts) and the most wins in franchise history for a starting signal caller.
- The following is a look at the top five starting records among active quarterbacks in the NFL (min. 100 starts).

BEST STARTING RECORD AMONG ACTIVE QUARTERBACKS (MIN. 100 STARTS)

RANK	PLAYER	W	L	T	PCT.
1.	Tom Brady	232	69	0	.771
2.	Russell Wilson	99	46	1	.682
3.	Ben Roethlisberger	157	75	1	.679
4.	Aaron Rodgers	126	64	1	.662
5.	Joe Flacco	98	77	0	.560

- Roethlisberger earned 117 wins in his first 175 regular-season starts, which is the second-most by an NFL QB in NFL history through 175 starts (Tom Brady, 136).
- Roethlisberger made his 150th career regular-season start in Week 8 vs. Indianapolis in 2014 to become the fourth quarterback in NFL history to record 100 wins in their first 150 regular season starts (Tom Brady, 116; Joe Montana, 108; Terry Bradshaw, 102).
- Roethlisberger registered his 90th career win in his 135th career start, becoming the fifth-fastest quarterback who began their career in the Super Bowl era to reach 90 wins.
- Roethlisberger earned his 130th win as a starting quarterback in his 192nd start in Week 10 of 2017 at Indianapolis to mark the third-fewest starts in NFL history to win 130 games (Tom Brady, 168; Peyton Manning, 189).

SIX CAREER 450-YARD PASSING GAMES

- QB **Ben Roethlisberger** threw for at least 450 passing yards twice in 2018 (Week 2 vs. Kansas City and Week 12 at Denver).
- Roethlisberger has six career regular-season games with at least 450 passing yards - the most by any player in NFL history.

RANK	PLAYER	450-YARD GAMES
1.	Ben Roethlisberger	6
2.	Dak Prescott	5
3.	Dan Marino	4
4.	Drew Brees	3
	Peyton Manning	3
	Matt Schaub	3

FACING THE NFC

- In 60 career regular-season games against NFC opponents, QB **Ben Roethlisberger** has posted a 41-19 (.683) record, including winning each of his first seven starts against conference members.
- Roethlisberger completed 33-of-53 passes (62.3 percent) for 305 yards, two TDs and a 82.7 quarterback rating in the 23-17 loss to Washington in Week 13 of 2020.
- In his four games against the NFC in 2020, Roethlisberger completed 110-of-161 passes (68.3 percent) for 1,079 yards, 11 TDs, one interception and a 107.1 quarterback rating.
- Below is a look at the quarterback's numbers in regular-season games against NFC opponents.

ROETHLISBERGER STATISTICS VS. NFC

CATEGORY	STATISTIC
Record	41-19
Completion Pct. (Comp.-Att.)	65.2 (1,271-of-1,948)
Passing Yards	15,737
Passing Touchdowns	106
Interceptions	40
Passer Rating	99.7
300-plus Yard Games	23
Multi-Touchdown Performances	32 (24-8 record)

- Roethlisberger's statistics against the NFC are equally impressive in games at Heinz Field.
- In 30 career regular-season home games against NFC opponents, Roethlisberger has a 23-7 record while completing 626-of-965 passes (64.90 pct.) for 7,960 yards with 60 TDs and 17 interceptions for a passer rating of 103.9.

ROETHLISBERGER HOME STATISTICS VS. NFC

CATEGORY	STATISTIC
Record	23-7
Completion Pct. (Comp.-Att.)	64.9 (626-of-965)
Passing Yards	7,960
Passing Touchdowns	60
Interceptions	17
Passer Rating	103.9

WINNING NO. 150

- QB **Ben Roethlisberger** became the fifth quarterback in NFL history to record 150 regular-season wins as a starter during the Steelers' Week 7 win against Tennessee (27-24) in 2020.
- Roethlisberger joined Peyton Manning, Brett Favre, Drew Brees and Tom Brady as the only quarterbacks in NFL history with at least 150 regular-season wins as a starting quarterback.

MOST REGULAR-SEASON WINS AS A STARTING QUARTERBACK

RANK	PLAYER	WINS
1.	Tom Brady	232
2.	Brett Favre	186
	Peyton Manning	186
4.	Drew Brees	172
5.	Ben Roethlisberger	157
6.	John Elway	148
7.	Dan Marino	147
8.	Philip Rivers	134
9.	Aaron Rodgers	126
10.	Fran Tarkenton	124

FIRST TO 500x3

- QB **Ben Roethlisberger** became the first player in NFL history to register three regular-season 500-yard passing games during Week 14's 39-38 victory over Baltimore in 2017.

ROETHLISBERGER'S 500-YARD PASSING GAMES

GAME	A	C	PCT.	YDS	TD	INT	RAT.
Green Bay (12/20/09)	46	29	63.0	503	3	0	121.9
Indianapolis (10/26/14)	49	40	81.6	522	6	0	150.6
Baltimore (12/10/17)	44	66	66.7	506	2	0	99.7

THE 5,000 AND 60,000 CLUB

- QB **Ben Roethlisberger** became the seventh quarterback in NFL history – first in team history – to reach 60,000 career passing yards in regular-season games.
- Roethlisberger accomplished the feat in Week 15 of 2020 at Cincinnati.
- Roethlisberger also became the sixth quarterback in NFL history to complete at least 5,000 pass attempts (also in the Cincinnati game).
- Roethlisberger, Peyton Manning and Tom Brady are the only quarterbacks in NFL history that have thrown for 60,000 yards and won two Super Bowls.

BEN GOING OVER 90

- QB **Ben Roethlisberger** threw his fourth career TD of 94+ yards in Week 12 at Denver in 2018, becoming the first quarterback in NFL history with four TD passes of 94+ yards and the only in NFL history with four TD throws of 90+ yards.
- Roethlisberger's 97-yard connections, (Oct. 29, 2017 at Detroit and Nov. 25, 2018 at Denver) with WR **JuJu Smith-Schuster** are the longest passing plays in franchise history and tie as the longest offensive play in franchise record books.

135 IN FIRST 200

- QB **Ben Roethlisberger** earned 135 regular-season wins in his first 200 career starts, which is the third-most wins by a quarterback in NFL history in their first 200 starts.

MOST REGULAR-SEASON WINS AS A STARTING QB IN FIRST 200 STARTS

RANK	PLAYER	WINS
1.	Tom Brady	155
2.	Peyton Manning	136
3.	Ben Roethlisberger	135
4.	Brett Favre	132
5.	Dan Marino	125

TOP OF THE STEELERS CHARTS

- QB **Ben Roethlisberger** holds nearly every passing record in Pittsburgh Steelers franchise history.
- Roethlisberger became the first player in Steelers history to record 40,000 passing yards, a feat he reached during Week 8 vs. Cincinnati in 2015. He reached 50,000 passing yards in Week 13 at Cincinnati in 2017.
- Roethlisberger's 60,831 passing yards, 398 passing TDs and 5,095 completions are tops in the team's record books.

STEELERS ALL-TIME PASSING YARDAGE LEADERS

RANK	PLAYER. YEARS	CMP-ATT	YDS
1.	Ben Roethlisberger, 2004-21	5,095-7,910	60,831
2.	Terry Bradshaw, 1970-83	2,025-3,901	27,989
3.	Kordell Stewart, 1995-2002	1,190-2,107	13,328

STEELERS ALL-TIME PASSING TDS LEADERS

RANK	PLAYER. YEARS	GP	TDS
1.	Ben Roethlisberger, 2004-21	235	398
2.	Terry Bradshaw, 1970-83	168	212
3.	Kordell Stewart, 1995-2002	113	70

STEELERS ALL-TIME PASS COMPLETIONS LEADERS

RANK	PLAYER. YEARS	GP	CMP
1.	Ben Roethlisberger, 2004-21	235	5,095
2.	Terry Bradshaw, 1970-83	168	2,025
3.	Kordell Stewart, 1995-2002	113	1,190

BEN'S CAREER GAME

- QB **Ben Roethlisberger** set single-game Steelers franchise records in a 51-34 win over Indianapolis in Week 8 of 2014 with 40 pass completions, 522 passing yards and six passing TDs.
- Roethlisberger's 522 passing yards tied as the fourth-most in an NFL game.

MOST SINGLE-GAME PASSING YARDS IN NFL HISTORY

RANK	PLAYER	YDS
1.	Norm Van Brocklin, Los Angeles Rams, 9/28/1951	554
2.	Matt Schaub, Atlanta, 11/18/2012	527
	Warren Moon, Houston Oilers, 12/16/1990	527
4.	Ben Roethlisberger, Pittsburgh, 10/26/2014	522
	Boomer Esiason, Cincinnati, 11/10/1996	522

HITTING 3,000 IN 13 STRAIGHT SEASONS

- QB **Ben Roethlisberger** extended his consecutive seasons of throwing for 3,000 yards to 13 during Week 11's game at the Jacksonville Jaguars in 2018.
- Roethlisberger is one of six players in NFL history to have recorded at least 10 consecutive 3,000-passing yard seasons.
- Roethlisberger's 14 seasons with 3,000 or more pass yards ranks tied for fourth in NFL history.

SEASONS WITH 3,000 PASS YARDS IN NFL HISTORY

RANK	PLAYER	SEASONS
1.	Brett Favre	18 (1992-2009)
2.	Peyton Manning	16 (1998-2014)
	Drew Brees	16 (2004-19)
4.	Ben Roethlisberger	14 (2006-18, '20)
	Eli Manning	14 (2005-18)
	Philip Rivers	14 (2006-18)

15 IN FIRST 15

- QB **Ben Roethlisberger** threw three TDs in Week 11 of 2017 vs. Tennessee to increase his season total to 16, which broke a tie with Peyton Manning to set the longest streak of 15 TD campaigns to start an NFL career.
- In Week 9 of 2018, Roethlisberger threw a scoring pass to WR Antonio Brown, giving him 15 TD passes on the season. It marked the 15th consecutive year to open his NFL career with at least 15 TD passes.

MOST CONSECUTIVE SEASONS WITH 15+ TD PASSES TO OPEN NFL CAREER

RANK	PLAYER. YEARS	SEASONS
1.	Ben Roethlisberger, 2004-18	15
2.	Peyton Manning, 1998-2010	13
3.	Jim Kelly, 1986-95	10
4.	Dan Marino, 1983-92	10
5.	Fran Tarkenton, 1961-70	10

O CLAYPOOL, OUR HOME AND NATIVE WIDEOUT

- WR **Chase Claypool** led the Steelers in receiving TDs (tied w/ nine), yards/catch (14.1) and total TDs (11) in 2020. He ranked second in receiving yards (873).
- Claypool's nine receiving TDs in 2020 led all rookies.
- Claypool's 11 total TDs in 2020 led all rookie wideouts and ranked tied for second regardless of position (Washington RB Antonio Gibson).

2020 NFL ROOKIE TD LEADERS

RANK	PLAYER	TOT. TDS
1.	Jonathan Taylor	12
2.	Chase Claypool	11
	Antonio Gibson	11
4.	James Robinson	10
	D'Andre Swift	10

2020 NFL ROOKIE RECEIVING TD LEADERS

RANK	PLAYER	REC. TDS
1.	Chase Claypool	9
2.	Justin Jefferson	7
	Gabriel Davis	7
4.	Tee Higgins	6
5.	Brandon Aiyuk	5
	CeeDee Lamb	5

2020 NFL ROOKIE RECEPTION LEADERS

RANK	PLAYER	REC.
1.	Justin Jefferson	88
2.	CeeDee Lamb	74
3.	Tee Higgins	67
4.	Chase Claypool	62
5.	Darnell Mooney	61

2020 NFL ROOKIE RECEIVING YARDS LEADERS

RANK	PLAYER	REC. YDS
1.	Justin Jefferson	1,400
2.	Tee Higgins	935
3.	CeeDee Lamb	908
4.	Chase Claypool	873
5.	Jerry Jeudy	856

- Claypool ranked among rookie leaders in Steelers history in TD grabs (nine, tied first), receptions (62, first) and receiving yards (873, third).

STEELERS ROOKIE RECEIVING YARDS LEADERS

RANK	PLAYER. YEAR	YDS
1.	JuJu Smith-Schuster, 2017	917
2.	Jimmy Orr, 1958	910
3.	Chase Claypool, 2020	873
4.	Louis Lipps, 1984	860
5.	Santonio Holmes, 2006	824

STEELERS ROOKIE RECEPTION LEADERS

RANK	PLAYER. YEAR	REC.
1.	Chase Claypool, 2020	62
2.	Troy Edwards, 1999	61
3.	Diontae Johnson, 2019	59
4.	JuJu Smith-Schuster, 2017	58
5.	Santonio Holmes, 2006	49

STEELERS ROOKIE RECEIVING TD LEADERS

RANK	PLAYER. YEAR	REC. TDS
1.	Chase Claypool, 2020	9
	Louis Lipps, 1984	9
3.	Martavis Bryant, 2014	8
4.	JuJu Smith-Schuster, 2017	7
	Eric Green, 1990	7
	Jimmy Orr, 1958	7

- Claypool caught two TD passes in last season's Wild Card loss to Cleveland, which tied the NFL rookie postseason record for TD receptions in a game.
- Claypool was the first rookie wide receiver with multiple TD receptions in a playoff game since Corey Davis had two at New England on Jan. 13, 2018.
- Claypool was the ninth rookie and seventh rookie wide receiver to catch multiple TD passes in a single postseason game since the 1970 AFL-NFL merger.

MOST RECEIVING TD BY ROOKIE IN SINGLE-GAME PLAYOFF HISTORY

RANK	PLAYER. TEAM (YEAR)	TDS
1.	Chase Claypool, Pittsburgh Steelers (1/10/2021)	2
	Corey Davis, Tennessee Titans (1/13/2018)	2
	Kelvin Benjamin, Carolina Panthers (1/10/2015)	2
	Keenan Allen, San Diego Chargers (1/12/2014)	2
	Julian Edelman, New England Patriots (1/10/2010)	2
	David Sloan, Detroit Lions (12/30/1995)	2
	James Brooks, San Diego Chargers (1/2/1982)	2
	Sammy White, Minnesota Vikings (12/18/1976)	2
	Drew Pearson, Dallas Cowboys (12/23/1973)	2

- Claypool was the first wide receiver in the Super Bowl era and the fourth in league history with at least 10 TDs in his first 10 career games, joining Billy Howton (11 TDs in 1952), Bill Groman (10 in 1960) and Harlon Hill (10 in 1954).

MOST TOUCHDOWNS BY ROOKIE WR IN FIRST 10 CAREER GAMES IN NFL HISTORY

RANK	PLAYER. TEAM (YEAR)	TDS
1.	Billy Howton, Green Bay Packers (1952)	11
2.	Chase Claypool, Pittsburgh Steelers (2020)	10
	Bill Groman, Houston Oilers (1960)	10
	Harlon Hill, Chicago Bears (1954)	10

- Claypool's 11 TDs in 2020 rank tied for sixth by a rookie wideout since the 1970 AFL-NFL merger.

MOST TOUCHDOWNS BY ROOKIE WIDE RECEIVER SINCE 1970

RANK	PLAYER. TEAM	TDS
1.	Randy Moss, Minnesota Vikings (1998)	17
2.	John Jefferson, San Diego Chargers (1978)	13
3.	Odell Beckham Jr., New York Giants (2014)	12
	Mike Evans, Tampa Bay Buccaneers (2014)	12
	Tyreek Hill, Kansas City Chiefs (2016)	12
6.	Chase Claypool, Pittsburgh Steelers (2020)	11
	Louis Lipps, Pittsburgh Steelers (1984)	11
	Eddie Kennison, St. Louis Rams (1996)	11
	Mike Williams, Tampa Bay Buccaneers (2010)	11

- Claypool's nine receiving TDs in 2020 rank tied for ninth by a rookie since the 1970 AFL-NFL merger.

MOST TOUCHDOWNS BY ROOKIE WIDE RECEIVER SINCE 1970

RANK	PLAYER. TEAM	TDS
1.	Randy Moss, Minnesota Vikings (1998)	17
2.	John Jefferson, San Diego Chargers (1978)	13
3.	Odell Beckham Jr., New York Giants (2014)	12
	Mike Evans, Tampa Bay Buccaneers (2014)	12
5.	Mike Williams, Tampa Bay Buccaneers (2010)	11
6.	Calvin Ridley, Atlanta Falcons (2018)	10
	Daryl Turner, Seattle Seahawks (1984)	10
	Sammy White, Minnesota Vikings (1976)	10
t-9.	Chase Claypool, Pittsburgh Steelers (2020)	9

MOST TOUCHDOWNS BY ROOKIE IN FIRST 5 CAREER GAMES IN NFL HISTORY

RANK	PLAYER. TEAM	TDS
1.	Chase Claypool, Pittsburgh Steelers (2020)	6
	Randy Moss, Minnesota Vikings (1998)	6
	Martavis Bryant, Pittsburgh Steelers (2014)	6
	Willie Gault, Chicago Bears (1983)	6
	Calvin Ridley, Atlanta Falcons (2018)	6

- Claypool, a native of Abbotsford, British Columbia, Canada, registered seven receptions for 110 yards and three TDs, and added a rushing TD, in the Steelers' 38-29 win over Philadelphia in Week 5 of 2020.
- Claypool was the third rookie wide receiver to record four TDs in a single game in NFL history, joining Jerry Butler (Sept. 23, 1979) and Harlon Hill (Oct. 31, 1954).

MOST TOUCHDOWNS BY ROOKIE IN A SINGLE GAME IN NFL HISTORY

RANK	PLAYER. TEAM	OPPONENT	TDS
1.	Gale Sayers, Chicago Bears	vs. San Francisco (1965)	6
t-2.	Chase Claypool, Pittsburgh Steelers	vs. Philadelphia (2020)	4

MOST TOUCHDOWNS IN A SINGLE GAME BY ROOKIE WR IN NFL HISTORY

RANK	PLAYER. TEAM	OPPONENT	TDS
1.	Chase Claypool, Pittsburgh Steelers	vs. Philadelphia (2020)	4
	Jerry Butler, Buffalo Bills	vs. New York Jets (1979)	4
	Harlon Hill, Chicago Bears	at San Francisco (1954)	4

- Claypool was the fourth rookie with at least two receiving TDs and one rushing TD in a single game since 1970, joining Lynn Cain (Oct. 14, 1979), Joey Galloway (Nov. 12, 1995) and Kareem Hunt (Sept. 7, 2017).

ROOKIE WR WITH 2 REC TD, 1 RUSH TD IN NFL HISTORY

PLAYER. TEAM	OPPONENT
Chase Claypool, Pittsburgh Steelers	vs. Philadelphia Eagles (2020)
Lynn Cain, Atlanta Falcons	at Oakland Raiders (1979)
Joey Galloway, Seattle Seahawks	at Jacksonville Jaguars (1995)
Kareem Hunt, Kansas City Chiefs	at New England Patriots (2017)

- Claypool was the fourth player since 1990 to register at least three receiving TDs and one rushing TD in a game.

PLAYERS WITH 3 REC TD, 1 RUSH TD IN NFL HISTORY

PLAYER. TEAM	OPPONENT
Chase Claypool, Pittsburgh Steelers	vs. Philadelphia Eagles (2020)
Jamaal Charles, Kansas City Chiefs	at Oakland Raiders (2013)
Eric Metcalf, Cleveland Browns	at Los Angeles Raiders (1992)
Danny Woodhead, New England Patriots	vs. Miami Dolphins (2017)

- Claypool was the first Steelers rookie with three TDs in a game since TE Eric Green in 1990.
- Claypool was the first Steelers rookie with four TDs in a game and first Steelers player since Roy Jefferson on November 3, 1968.
- Claypool was the fourth Steelers rookie in franchise history with at least three TDs, joining Green, RB Franco Harris and E Jimmy Orr.
- Claypool was the first Steelers rookie with a rush TD and reception TD in the same game since Franco Harris at Buffalo (Oct. 29, 1972).
- Claypool was the first Steelers wideout with a Rush TD and Rec TD in the same game since Hines Ward in Week 9, 2004 against the Eagles.
- Claypool was the sixth rookie in NFL history to record 2 Rec TD and a Rush TD in a game, joining Kareem Hunt (2017), Joey Galloway (1995), Lynn Cain (1979), Gale Sayers (1965) and Abner Hayes (1960).

JUJU JUST 24

- WR JuJu Smith-Schuster became the fourth-youngest player in NFL history to reach 3,000 career receiving yards and 20 career receiving TDs.
- At 23 years, 310 days when he reached the mark, Smith-Schuster passed Odell Beckham Jr. (23 years, 325 days).

YOUNGEST PLAYERS TO REACH 3,000 RECEIVING YARDS/20 RECEIVING TDs

RANK	PLAYER	AGE
1.	Mike Evans	23 years, 74 days
2.	Larry Fitzgerald	23 years, 108 days
3.	Randy Moss	23 years, 231 days
4.	JuJu Smith-Schuster	23 years, 303 days
5.	Odell Beckham	23 years, 325 days

- Smith-Schuster turned 23 on Nov. 22, 2019. With his five-catch, 103-yard effort against the Miami Dolphins on Oct. 28, 2019, Smith-Schuster became the first wide receiver in NFL history to post 12 100-yard receiving games prior to their 23rd birthday.
- Smith-Schuster bested the previous NFL record of 11 held by Hall of Fame wide out Randy Moss.

MOST 100-YARD RECEIVING GAMES IN NFL HISTORY BEFORE 23RD BIRTHDAY

RANK	PLAYER	100-YD GMS
1.	JuJu Smith-Schuster	12
2.	Randy Moss	11
3.	Odell Beckham	10
4.	Amari Cooper	9
	Sammy Watkins	9

- Smith-Schuster is the only NFL player since the 1970 AFL-NFL merger to register at least 250 receptions, 3,300 receiving yards and 21 receiving TDs before his 24th birthday.

YOUNGEST TO 300

- WR **JuJu Smith-Schuster** caught nine passes vs. Indianapolis (Dec. 27, 2020). At 24 years and 37 days old (at the time of the game), Smith-Schuster surpassed Larry Fitzgerald (24 years, 86 days) as the second-youngest player to reach 300 career receptions in NFL history.

YOUNGEST PLAYERS TO REACH 300 CAREER RECEPTIONS

RANK	PLAYER	AGE
1.	Christian McCaffrey	23 years, 205 days
2.	JuJu Smith-Schuster	24 years, 35 days
3.	Larry Fitzgerald	24 years, 86 days
4.	Mike Evans	24 years, 125 days
5.	DeAndre Hopkins	24 years, 195 days

JUJU FLYING TO 250

- WR **JuJu Smith-Schuster** was the third player in NFL history to register 250 career receptions before his 24th birthday.
- Smith-Schuster's 265 receptions were the second-most by a player before his 24th birthday since the 1970 AFL-NFL merger.

MOST NFL RECEPTIONS BEFORE 24TH BIRTHDAY

RANK	PLAYER	REC.
1.	Christian McCaffrey	303
2.	JuJu Smith-Schuster	265
3.	Jarvis Landry	258
4.	DeAndre Hopkins	239
5.	Mike Evans	238

JUJU ECLIPSES 200

- WR **JuJu Smith-Schuster** had three receptions, including his 200th career catch, in the Steelers' 26-24 win over the Colts on Nov. 3, 2019.
- At 22 years and 346 days old when he reached the mark, Smith-Schuster was the first player to record 200 career receptions before his 23rd birthday in NFL history.
- The previous youngest player to reach 200 career receptions was Brandin Cooks (23 years and 77 days old).

YOUNGEST PLAYERS TO REACH 200 CAREER RECEPTIONS

RANK	PLAYER	AGE
1.	JuJu Smith-Schuster	22 years, 346 days
2.	Brandin Cooks	23 years, 77 days
3.	Mike Evans	23 years, 84 days
4.	Larry Fitzgerald	23 years, 87 days
5.	Christian McCaffrey	23 years, 107 days

- Smith-Schuster accomplished the feat in his 38th career regular-season game.
- Smith-Schuster became the 11th player since the 1970 NFL-AFL merger to record at least 200 catches over their first 38 regular-season games.

JUJU ON THAT BEAT

- WR **JuJu Smith-Schuster** had 84 receiving yards vs. Seattle (Sept. 15, 2019). At 22 years and 297 days old (at the time of the game), Smith-Schuster surpassed Pro Football Hall of Famer Randy Moss (22 years, 310 days) as the youngest player to reach 2,500 career receiving yards in NFL history.

YOUNGEST PLAYERS TO REACH 2,500 CAREER RECEIVING YARDS

RANK	PLAYER	AGE
1.	JuJu Smith-Schuster	22 years, 297 days
2.	Randy Moss	22 years, 310 days
3.	Larry Fitzgerald	23 years, 31 days
4.	Mike Evans	23 years, 35 days
5.	Odell Beckham	23 years, 39 days

GOOD IN FIVE FOR JUJU

- Since entering the NFL in 2017, WR **JuJu Smith-Schuster** has totaled 318 receptions for 3,819 receiving yards, 26 TD grabs and 12 100-yard receiving games.
- His 318 receptions rank tied for 12th-most in NFL history for a player over their first career 60 games.

MOST RECEPTIONS OVER FIRST CAREER 60 NFL GAMES

RANK	PLAYER	REC.
1.	Michael Thomas	442
2.	Odell Beckham Jr.	397
3.	Julio Jones	372
	Anquan Boldin	372
5.	Jarvis Landry	368
6.	Keenan Allen	359
7.	Christian McCaffrey	334
8.	Larry Fitzgerald	330
9.	A.J. Green	329
10.	Alvin Kamara	326
t-12.	JuJu Smith-Schuster	318

- Smith-Schuster's 11 100-yard receiving games combined in 2017 and 2018 were tied for the fourth-most in League history over a player's first two seasons, while his 169 catches were fifth and his 2,343 receiving yards were 10th.

MOST 100-YARD RECEIVING GAMES IN FIRST TWO SEASONS IN NFL HISTORY

RANK	PLAYER. TEAM (YEAR)	GAMES
1.	Bill Groman, Houston Oilers (1960-61)	16
2.	Odell Beckham, Jr., New York Giants (2014-15)	15
3.	Charley Hennigan, Houston Oilers (1960-61)	12
4.	JuJu Smith-Schuster, Pittsburgh Steelers (2017-18)	11
5.	Randy Moss, Minnesota Vikings (1998-99)	11

MOST RECEPTIONS IN FIRST TWO SEASONS IN NFL HISTORY

RANK	PLAYER. TEAM (YEARS)	REC.
1.	Michael Thomas, New Orleans (2016-17)	196
2.	Jarvis Landry, Miami (2014-15)	194
3.	Odell Beckham, Jr., New York Giants (2014-15)	187
	Christian McCaffrey, Carolina Panthers (2017-18)	187
5.	JuJu Smith-Schuster, Pittsburgh Steelers (2017-18)	169

MOST RECEIVING YARDS IN FIRST TWO SEASONS IN NFL HISTORY

RANK	PLAYER. TEAM (YEARS)	YDS
1.	Odell Beckham, Jr., New York Giants (2014-15)	2,755
2.	Randy Moss, Minnesota Vikings (1998-99)	2,726
3.	Bill Groman, Houston Oilers (1960-61)	2,648
4.	Jerry Rice, San Francisco 49ers (1985-86)	2,497
5.	Charley Hennigan, Houston Oilers (1960-61)	2,468
10.	JuJu Smith-Schuster, Pittsburgh Steelers (2017-18)	2,343

HOLY TOLEDO, WR DIONTAE JOHNSON

- WR **Diontae Johnson** recorded 88 receptions for 923 yards and seven TDs in 2020.
- Johnson caught a career-high 12 passes for 111 yards in the Steelers 27-3 rout at Jacksonville in Week 11 of 2020. His 12 receptions were the most by a Steelers player since Jaylen Samuels had 13 vs. Indianapolis on Nov. 3, 2019.
- Johnson has registered two 100-yard receiving games in his career (both in 2020).
- Johnson caught six passes for 116 yards and one TD in Pittsburgh's 36-10 rout of Cincinnati in Week 10 of 2020.
- Johnson was the first Steelers wideout with back-to-back 100-yard receiving games since JuJu Smith-Schuster in Weeks 11 and 12 of 2018.
- Johnson caught six or more passes in five straight games (Week 9-13) for the Steelers. He was the fifth Steelers receiver in the Super Bowl era to record such a streak, joining WR Hines Ward, WR Antonio Holmes, WR Antonio Brown and RB Le'Veon Bell.

LONGEST STREAK WITH 6+ RECEPTIONS IN FRANCHISE HISTORY

RANK	PLAYER	DATES	STRK
1.	Antonio Brown	Oct. 12, 2014 - Sept. 27, 2015	14
2.	Antonio Brown	Oct. 25, 2015 - Sept. 12, 2016	11
3.	Hines Ward	Sept. 12, 2014 - Oct. 31, 2004	7
4.	Le'Veon Bell	Oct. 9, 2016 - Nov. 20, 2016	6
	Antonio Brown	Sept. 16, 2013 - Oct. 27, 2013	6
	Santonio Holmes	Nov. 9, 2009 - Dec. 10, 2009	6
7.	Diontae Johnson	Nov. 8, 2020 - Dec. 7, 2020	5
	Hines Ward	Dec. 14, 2008 - Sept. 20, 2009	5

SPREADING THE WEALTH

- WR **Chase Claypool** (nine), WR **JuJu Smith-Schuster** (nine), WR **Diontae Johnson** (seven), WR **James Washington** (five) and TE **Eric Ebron** (five) each registered at least five receiving TDs in 2020.
- The Steelers were the first team to have five different receivers with at least five TD receptions since Tampa Bay in 2018 (also had five).
- Pittsburgh was the seventh team in NFL history with at least five receivers with five or more TD receptions. Each of the previous six teams also had five. The Steelers joined the New York Giants (1963), St. Louis Rams (1999), Indianapolis Colts (2004), Green Bay Packers (2011), New Orleans Saints (2011) and Tampa Bay Buccaneers (2018).
- Claypool (873), Johnson (923) and Smith-Schuster (831) each had 800 or more yards receiving in 2020. The Steelers, Cowboys and Panthers are the only teams to feature three wideouts with at least 800 yards receiving in 2020 season.
- Claypool (62), Johnson (88), Smith-Schuster (97) and TE Eric Ebron (56) each registered at least 50 receptions in 2020. Pittsburgh was the only team with a quartet of receivers with at least 50 receptions that season.

DEFENSIVE DOMINANCE

- Pittsburgh ranked in the top five in the NFL in 46 defensive categories in 2020.
- The Steelers either led or shared the NFL lead in 20 different defensive categories, including tackles for loss (103), tackles for loss/game (6.4), quarterback hit percentage on pass plays (22.4%), quarterback pressures (198), quarterback pressures/game (12.4), sacks/game (3.50), sacks (56.0), yards lost by sack (384.0), quarterback hits (136), quarterback hits/game (8.5), defensive completion percentage (56.7%), fewest completions allowed (298), interceptions/game (1.13), interceptions (18), fourth down defense (25.0), opposing QB rating (76.7), quarterback hurries (81), quarterback hurries/game (5.1), sacks/pass attempt (10.65%) and passes defended (84).

CATEGORY	STATISTIC (NFL RANK)
Tackles for loss	103 (1st)
Tackles for loss/game	6.4 (1st)
Quarterback hit percentage on pass plays	22.4% (1st)
Quarterback pressures	198 (1st)
Quarterback pressures/game	12.4 (1st)
Sacks/game	3.50 (1st)
Sacks	56.0 (1st)
Quarterback hits	136 (1st)
Quarterback hits/game	8.5 (1st)
Defensive Completion Percentage	56.7% (1st)
Fourth Down Defense	25.0 (1st)
Opposing QB Rating	76.7 (1st)
Quarterback hurries	81 (1st)
Quarterback hurries/game	5.1 (1st)
Sacks/pass attempt	10.65% (1st)
Passes Defended	84 (1st)
Fewest Completions Allowed	298 (1st)
Yards Lost by Sack	384.0 (1st)
Interceptions/game	1.13 (t-1st)
Interceptions	18 (t-1st)
Interception rate	3.42% (2nd)
Opponent Scoring Drive Efficiency	29.3% (2nd)
Takeaways	27 (2nd)
Fewest First Downs Allowed/Game	17.6 (2nd)
Defensive TDs	3 (t-2nd)
Redzone Takeaways	5 (t-2nd)

CATEGORY	STATISTIC (NFL RANK)
Defensive Knockdowns	61 (3rd)
Defensive Knockdowns/Game	3.8 (3rd)
Scoring Defense	19.5 (3rd)
Net pass yards Allowed	3,110 (3rd)
Net pass yards Allowed/Game	194.4 (3rd)
Passing yards Allowed/Play	5.91 (3rd)
Total yards Allowed/Play	4.91 (3rd)
Total yards Allowed	4,893 (3rd)
Total yards Allowed/Game	305.8 (3rd)
Negative Rush Attempts	47 (3rd)
Gross pass yards Allowed/Game	218.4 (3rd)
Gross pass yards Allowed	3,494 (3rd)
Fewest Scrimmage TDs Allowed	35 (t-3rd)
Opponent Scoring Drives	55 (t-3rd)
Stuff Percentage	10.9 (4th)
Net pass yards Allowed/Attempt	6.6 (t-4th)
Fewest 1st Downs (Rush)	94 (t-4th)
First Down % (Rush)	22.7 (5th)
Defensive 3rd Down Percentage	37.4% (5th)
Pass TDs Allowed	22 (t-5th)

STEELERS GROUND THE PASSING GAME

- Pittsburgh ranked in the top five in the NFL in 29 passing defensive categories in 2020.
- The Steelers either led or shared the NFL lead in 17 different passing defensive categories, including quarterback hit percentage on pass plays (22.4%), quarterback pressures (198), quarterback pressures/game (12.4), sacks/game (3.50), sacks (56.0), yards lost by sack (384.0), quarterback hits (136), quarterback hits/game (8.5), defensive completion percentage (56.7%), interceptions/game (1.13), interceptions (18), opposing QB rating (76.7), quarterback hurries (81), quarterback hurries/game (5.1), sacks/pass attempt (10.65%), passes defended (84) and fewest completions allowed (298).

CATEGORY	STATISTIC (NFL RANK)
Quarterback hit percentage on pass plays	22.4% (1st)
Quarterback pressures	198 (1st)
Quarterback pressures/game	12.4 (1st)
Sacks/game	3.50 (1st)
Sacks	56.0 (1st)
Quarterback hits	136 (1st)
Quarterback hits/game	8.5 (1st)
Defensive Completion Percentage	56.7% (1st)
Opposing QB Rating	76.7 (1st)
Quarterback hurries	81 (1st)
Quarterback hurries/game	5.1 (1st)
Sacks/pass attempt	10.65% (1st)
Passes Defended	84 (1st)
Fewest Completions Allowed	298 (1st)
Yards Lost by Sack	384.0 (1st)
Interceptions/game	1.13 (t-1st)
Interceptions	18 (t-1st)
Interception rate	3.42% (2nd)

CATEGORY	STATISTIC (NFL RANK)
Takeaways	27 (2nd)
Redzone Takeaways	5 (t-2nd)
Defensive Knockdowns	61 (3rd)
Defensive Knockdowns/Game	3.8 (3rd)
Net pass yards Allowed	3,110 (3rd)
Net pass yards Allowed/Game	194.4 (3rd)
Passing yards Allowed/Play	5.91 (3rd)
Gross pass yards Allowed/Game	218.4 (3rd)
Gross pass yards Allowed	3,494 (3rd)
Net pass yards Allowed/Attempt	6.6 (t-4th)
Pass TDs Allowed	22 (t-5th)

- The Steelers have limited 12 opponents below a 60.0 completion percentage since 2020, which leads the NFL.

MOST GAMES WITH 60.0 OR LESS OPPONENT COMPLETION PERCENTAGE SINCE 2020

RANK	TEAM	GAMES
1.	Pittsburgh Steelers	12
2.	New Orleans Saints	10
3.	Kansas City Chiefs	8
	Arizona Cardinals	8
	Buffalo Bills	8
6.	Cincinnati Bengals	7
	Cleveland Browns	7
	San Francisco 49ers	7
9.	Four teams tied with	6

- Pittsburgh limited eight straight opponents (Weeks 5-12) to less than 60.0 completion percentage, which was the longest streak in the NFL since Jacksonville had a 10-game streak in 2017.

LONGEST NFL STREAK WITH 60.0 OR LESS OPPONENT COMPLETION PERCENTAGE SINCE 2012

RANK	TEAM	DATES	STREAK
1.	Houston Texans	Nov. 11, 2012 - Sept. 15, 2013	10
	Jacksonville Jaguars	Oct. 8, 2017 - Dec. 17, 2017	10
3.	Green Bay Packers	Oct. 28, 2012 - Dec. 30, 2012	9
	Kansas City Chiefs	Dec. 8, 2016 - Oct. 8, 2017	9
5.	Pittsburgh Steelers	Oct. 11, 2020 - Dec. 2, 2020	8
	New York Jets	Dec. 2, 2012 - Sept. 22, 2013	8

STEELERS STALL THE GROUND GAME

- Pittsburgh ranked in the top five in the NFL in six run defensive categories in 2020.
- The Steelers either led or shared the NFL lead in four different rushing defense categories, including tackles for loss (103) and tackles for loss/game (6.4).

CATEGORY	STATISTIC (NFL RANK)
Tackles for loss	103 (1st)
Tackles for loss/game	6.4 (1st)
Negative Rush Attempts	47 (3rd)
Stuff Percentage	10.9 (4th)
Fewest 1st Downs (Rush)	94 (t-4th)
First Down % (Rush)	22.7 (5th)

- Pittsburgh limited Las Vegas to just 52 yards rushing in Week 2. The Raiders managed just 2.08 yards per rush, which was their lowest output since Week 4 of 2017 when Las Vegas registered only 1.60 yards per carry.

LOWEST YARDS PER RUSH BY THE RAIDERS SINCE 2013

RANK	OPPONENT (DATE)	YDS/RUSH
1.	at Denver Broncos (Dec. 13, 2015)	1.17
2.	vs. Houston Texans (Nov. 21, 2016)	1.50
3.	at Denver Broncos (Oct. 1, 2017)	1.60
4.	at New York Jets (Sept. 7, 2014)	1.67
5.	vs. Carolina Panthers (Nov. 27, 2016)	1.81
6.	vs. Denver Broncos (Nov. 9, 2014)	2.00
	at Dallas Cowboys (Nov. 28, 2013)	2.00
8.	at Seattle Seahawks (Nov. 2, 2014)	2.06
9.	at Pittsburgh Steelers (Sept. 19, 2021)	2.08
10.	vs. Pittsburgh Steelers (Dec. 9, 2018)	2.20

- The Steelers have limited eight opponents below 100 rushing yards since 2020, which ranks tied for eighth in the NFL.

MOST GAMES OF 100 RUSH YARDS ALLOWED OR LESS SINCE 2020

RANK	TEAM	GAMES
1.	Tampa Bay Buccaneers	14
	New Orleans Saints	14
3.	Buffalo Bills	11
	Indianapolis Colts	11
5.	Cleveland Browns	10
	Seattle Seahawks	10
7.	Baltimore Ravens	9
8.	Pittsburgh Steelers and five other teams with	8

- The Steelers have limited 17 opponents below 100 rushing yards since 2019, which ranks tied for sixth in the NFL.

MOST GAMES OF 100 RUSH YARDS ALLOWED OR LESS SINCE 2019

RANK	TEAM	GAMES
1.	Tampa Bay Buccaneers	27
2.	New Orleans Saints	23
3.	Indianapolis Colts	21
4.	Seattle Seahawks	18
	Buffalo Bills	18
6.	Pittsburgh Steelers	17
	Los Angeles Rams	17
	Las Vegas Raiders	17
	Baltimore Ravens	17
10.	Five teams tied with	16

300: RISE OF AN EMPIRE

- Pittsburgh has limited seven opponents to 306 total yards or less since 2020, which ranks tied for fifth in the NFL.

MOST GAMES OF 306 YARDS ALLOWED OR LESS SINCE 2020

RANK	TEAM	GAMES
1.	Los Angeles Rams	10
2.	Washington Football Team	9
3.	San Francisco 49ers	8
	Los Angeles Chargers	8
5.	Pittsburgh Steelers	7
	Baltimore Ravens	7
	Indianapolis Colts	7
	New Orleans Saints	7
	Buffalo Bills	7
	Chicago Bears	7
	Philadelphia Eagles	7

- Pittsburgh has held 15 of its last 25 opponents to 306 yards of total offense or less (Los Angeles Rams, Cleveland, Cincinnati, Cleveland, Arizona, Buffalo, New York Jets and Baltimore in 2019; New York Giants, Houston, Cleveland, Tennessee, Jacksonville, Baltimore and Cincinnati in 2020).
- Pittsburgh has held 18 opponents to 306 total yards or less since 2019, which ranks tied for first in the NFL over that span.

MOST GAMES OF 306 YARDS ALLOWED OR LESS SINCE 2019

RANK	TEAM	GAMES
1.	Pittsburgh Steelers	18
	San Francisco 49ers	18
3.	Buffalo Bills	17
4.	Los Angeles Rams	16
5.	Baltimore Ravens	15
6.	Washington Football Team	14
	Los Angeles Chargers	14
	Chicago Bears	14
9.	Indianapolis Colts	13
	New Orleans Saints	13
	New England Patriots	13
	Philadelphia Eagles	13

- The Steelers have limited seven opponents to 200 passing yards or less since 2020, which ranks tied for ninth in the NFL.

MOST GAMES OF 200 PASSING YARDS ALLOWED OR LESS SINCE 2020

RANK	TEAM	GAMES
1.	San Francisco 49ers	10
2.	Los Angeles Rams	9
	New England Patriots	9
4.	Washington Football Team	8
	Los Angeles Chargers	8
	Buffalo Bills	8
	Philadelphia Eagles	8
	Miami Dolphins	8
9.	Pittsburgh Steelers and three other teams with	7
	Arizona Cardinals	7

- Pittsburgh has held 18 opponents to 200 passing yards or less since 2019, which ranks tied for third in the NFL over the span.
- The Steelers rank tied for third in the NFL with 18 interceptions since 2020.

MOST GAMES OF 200 PASSING YARDS ALLOWED OR LESS SINCE 2019

RANK	TEAM	GAMES
1.	San Francisco 49ers	20
2.	New England Patriots	19
3.	Pittsburgh Steelers	18
	Los Angeles Chargers	18
5.	Buffalo Bills	17
6.	Baltimore Ravens	15
	Los Angeles Rams	15
8.	Denver Broncos	14
9.	Washington Football Team	13
	Philadelphia Eagles	13
	Carolina Panthers	13

STEELERS TAKEAWAYS

- Pittsburgh ranks tied for fifth in the NFL with 28 takeaways since 2020.

NFL MOST TAKEAWAYS SINCE 2020

RANK	TEAM	TAKEAWAYS
1.	Miami Dolphins	32
2.	New Orleans Saints	30
3.	Buffalo Bills	29
	Tampa Bay Buccaneers	29
5.	Pittsburgh Steelers	28
	Dallas Cowboys	28
	Indianapolis Colts	28
8.	New England Patriots	27
9.	Kansas City Chiefs	26
	Los Angeles Rams	26

- The Steelers have forced a turnover in 27 games since 2019, which ranks tied for ninth in the NFL in that span.

NFL MOST GAMES WITH AT LEAST ONE TAKEAWAY SINCE 2019

RANK	TEAM	GAMES
1.	Tampa Bay Buccaneers	31
2.	Minnesota Vikings	30
	Baltimore Ravens	30
4.	Seattle Seahawks	29
	New England Patriots	29
6.	Miami Dolphins	28
	Tennessee Titans	28
	Kansas City Chiefs	28
9.	Pittsburgh Steelers and four other teams with	27

NFL MOST INTERCEPTIONS SINCE 2020

RANK	TEAM	INT
1.	New England Patriots	23
2.	New Orleans Saints	21
3.	Kansas City Chiefs	19
	Tampa Bay Buccaneers	19
	Miami Dolphins	19
6.	Pittsburgh Steelers	18
7.	Washington Football Team	17
	Los Angeles Rams	17
	Minnesota Vikings	17
10.	Buffalo Bills	16
	Indianapolis Colts	16
	Tennessee Titans	16

- Pittsburgh ranks second in the NFL with 38 interceptions since the start of the 2019 season.

NFL MOST INTERCEPTIONS SINCE 2019

RANK	TEAM	INT
1.	New England Patriots	48
2.	Pittsburgh Steelers	38
3.	Kansas City Chiefs	35
4.	New Orleans Saints	34
	Minnesota Vikings	34
6.	Miami Dolphins	32
7.	Indianapolis Colts	31
	Tampa Bay Buccaneers	31
9.	Five teams tied with	30

- Pittsburgh leads the NFL with 66 takeaways since the start of the 2019 season.

NFL MOST TAKEAWAYS SINCE 2019

RANK	TEAM	TAKEAWAYS
1.	Pittsburgh Steelers	66
2.	New England Patriots	63
3.	Tampa Bay Buccaneers	57
4.	Seattle Seahawks	56
5.	Minnesota Vikings	55
6.	New Orleans Saints	53
7.	Buffalo Bills	52
8.	Indianapolis Colts	51
9.	Baltimore Ravens	50
	Los Angeles Rams	50

- Pittsburgh has forced multiple turnovers in 11 different games since 2020, which leads the NFL.
- Pittsburgh ranks second in the NFL with 36 forced fumbles since the start of the 2019 season.

NFL MOST GAMES WITH MULTIPLE TAKEAWAYS SINCE 2020

RANK	TEAM	GAMES
1.	Pittsburgh Steelers	11
2.	Buffalo Bills	10
	Tampa Bay Buccaneers	10
	Los Angeles Rams	10
	Miami Dolphins	10
6.	Indianapolis Colts	9
7.	Arizona Cardinals	8
	Dallas Cowboys	8
9.	Six teams tied with	7

- The Steelers have forced multiple turnovers in 24 games since 2019, which leads the NFL in that span (six more multiple takeaway games than any other team in the League).

NFL MOST GAMES WITH MULTIPLE TAKEAWAYS SINCE 2019

RANK	TEAM	GAMES
1.	Pittsburgh Steelers	24
2.	Tampa Bay Buccaneers	18
3.	Seattle Seahawks	16
	Indianapolis Colts	16
	New England Patriots	16
	Baltimore Ravens	16
	L.A. Rams	16
8.	Buffalo Bills	15
9.	Arizona Cardinals	14
	Minnesota Vikings	14

- Pittsburgh has forced four or more turnovers in five different games since 2019, which is tied for second in the NFL in that span.

MOST GAMES WITH FOUR TAKEAWAYS SINCE 2019

RANK	TEAM	GAMES
1.	New England Patriots	6
2.	Pittsburgh Steelers	5
	San Francisco 49ers	5
4.	Buffalo Bills	4
	Dallas Cowboys	4

- Pittsburgh has recovered 26 opponent fumbles since the start of the 2019 season, which is the most in the NFL.

NFL MOST FUMBLE RECOVERIES SINCE 2019

RANK	TEAM	FR
1.	Pittsburgh Steelers	26
2.	Tampa Bay Buccaneers	25
	Baltimore Ravens	25
4.	Dallas Cowboys	23
5.	Seattle Seahawks	22

NFL MOST FORCED FUMBLES SINCE 2019

RANK	TEAM	FF
1.	Baltimore Ravens	38
2.	Pittsburgh Steelers	36
3.	Tampa Bay Buccaneers	35
	Arizona Cardinals	35
5.	San Francisco 49ers	33

BLITZBURGH

- Pittsburgh has registered at least 1.0 sack in an NFL record 75 consecutive regular-season games.

ACTIVE STREAK OF CONSECUTIVE GAMES WITH AT LEAST 1 SACK

RANK	TEAM	STRK
1.	Pittsburgh Steelers	75
2.	Carolina Panthers	12
	Los Angeles Rams	12
	Seattle Seahawks	12
	San Francisco 49ers	12

STEELERS LONGEST STREAK OF CONSECUTIVE GAMES WITH AT LEAST 1 SACK

RANK	DATES	STRK
1.	Nov. 6, 2016 - Current	75
2.	Nov. 3, 2008 - Nov. 8, 2010	33
3.	Jan. 2, 2005 - Nov. 19, 2006	27
4.	Dec. 21, 1997 - Nov. 14, 1999	26
	Sept. 13, 1992 - Nov. 28, 1993	26

- The previous NFL record for consecutive games with at least 1.0 sack was 69 games by Tampa Bay (Oct. 10, 1999 to Nov. 9, 2003). Head coach **Mike Tomlin** was on the Buccaneers staff during the final three seasons of the streak.

LONGEST STREAK OF CONSECUTIVE GAMES WITH AT LEAST 1 SACK IN NFL HISTORY

RANK	TEAM (YEARS)	GAMES
1.	Pittsburgh Steelers (2016-present)	75
2.	Tampa Bay Buccaneers (1999-2003)	69
3.	New Orleans Saints (1994-98)	60
	Washington Football Team (1984-87)	60
5.	Arizona Cardinals (2015-19)	59

- Pittsburgh has registered at least 4.0 sacks in eight games since 2020, which ranks tied for first in the NFL.

MOST GAMES WITH 4.0 SACKS SINCE 2020

RANK	TEAM	GAMES
1.	Pittsburgh Steelers	8
	Los Angeles Rams	8
	Washington Football Team	8
4.	Denver Broncos	5
	Baltimore Ravens	5
	Tampa Bay Buccaneers	5
	Indianapolis Colts	5
	Arizona Cardinals	5
9.	Five teams tied with	4

- Pittsburgh has recorded at least 4.0 sacks in 17 games since 2019, which is the most in the NFL.

MOST GAMES WITH 4.0 SACKS SINCE 2019

RANK	TEAM	GAMES
1.	Pittsburgh Steelers	17
2.	Los Angeles Rams	13
	Washington Football Team	13
4.	Denver Broncos	10
	Indianapolis Colts	10
	Tampa Bay Buccaneers	10
	Buffalo Bills	10

STACKING UP SACKS

- The Steelers registered 56 sacks in 2020, which led the League. Pittsburgh has now led the NFL in sacks in four straight seasons. The Steelers are the first team in NFL history to accomplish the feat.
- The Steelers lead the NFL in sacks since 2020 (61), 2019 (115), 2018 (167), 2017 (223), 2016 (261), 2015 (309), 2014 (342) and 2013 (376).

NFL MOST SACKS SINCE 2020

RANK	TEAM	SACKS
1.	Pittsburgh Steelers	61
2.	Los Angeles Rams	59
3.	Arizona Cardinals	55
4.	Washington Football Team	53
5.	Seattle Seahawks	52
	Philadelphia Eagles	52

- Since 2019, the Steelers have recorded 115 sacks, which is the most sacks among all NFL teams.

NFL MOST SACKS SINCE 2019

RANK	TEAM	SACKS
1.	Pittsburgh Steelers	115
2.	Los Angeles Rams	109
3.	New Orleans Saints	100
4.	Washington Football Team	99
5.	Tampa Bay Buccaneers	97

- The Steelers have registered an NFL-best 167 sacks since 2018.

NFL MOST SACKS SINCE 2018

RANK	TEAM	SACKS
1.	Pittsburgh Steelers	167
2.	Los Angeles Rams	150
3.	New Orleans Saints	149
4.	Washington Football Team	145
4.	Arizona Cardinals	144

- Pittsburgh has registered an NFL-best 342 sacks since 2014.

NFL MOST SACKS SINCE 2014

RANK	TEAM	SACKS
1.	Pittsburgh Steelers	342
2.	Los Angeles Rams	310
3.	Carolina Panthers	308
4.	Arizona Cardinals	300
5.	Washington Football Team	299

- Pittsburgh has recorded 50+ sacks in each of the last four seasons (2017-20).
- The Steelers are the first team in the NFL to record 50 or more sacks in four consecutive seasons since the New York Giants (1985-88).
- Pittsburgh is the eighth team to accomplish the feat since sacks became an official statistic in 1982.
- The four-year streak with 50 or more sacks ranks tied for fourth in NFL history.

NFL MOST CONSECUTIVE 50-SACK SEASONS SINCE 1982

RANK	TEAM	SEASONS
1.	Washington Redskins (1983-87)	5
	Chicago Bears (1983-87)	5
	Dallas Cowboys (1983-87)	5
4.	Pittsburgh Steelers (2017-20)	4
	New York Giants (1985-88)	4
	Philadelphia Eagles (1984-87)	4
	San Francisco 49ers (1983-86)	4
	Los Angeles Raiders (1983-86)	4

- The Steelers have eclipsed the 50-sack plateau 10 times since sacks became an official statistic in 1982. No NFL team has registered more 50-sack seasons over the span.

NFL MOST 50-SACK SEASONS SINCE 1982

RANK	TEAM	SEASONS
1.	Pittsburgh Steelers	10
	Philadelphia Eagles	10
3.	New Orleans Saints	9
	St. Louis/Los Angeles Rams	9
5.	New York Giants	7
6.	Chicago Bears	6
	Dallas Cowboys	6
	Kansas City Chiefs	6
	Denver Broncos	6
	San Francisco 49ers	6
	Washington Redskins	6

STEELERS DOMINATE THE LINE OF SCRIMMAGE

- Pittsburgh led the NFL with 103 tackles for loss in 2020, which was the most by the franchise and ranks tied for third in the League since 2008. The Steelers have now registered 114 tackles for loss since 2020, which leads the NFL.

MOST TFL SINCE 2020

RANK	TEAM	TFL
1.	Pittsburgh Steelers	114
2.	Philadelphia Eagles	99
3.	Arizona Cardinals	98
4.	Seattle Seahawks	97
5.	Tampa Bay Buccaneers	96
6.	New Orleans Saints	91
	Washington Football Team	91
8.	Buffalo Bills	86
9.	New York Jets	85
10.	San Francisco 49ers	82
	New York Giants	82

- Pittsburgh has registered 206 tackles for loss since 2019, which leads the NFL.

MOST TFL SINCE 2019

RANK	TEAM	TFL
1.	Pittsburgh Steelers	206
2.	Arizona Cardinals	194
3.	Buffalo Bills	186
	Tampa Bay Buccaneers	186
5.	New York Jets	182
6.	Philadelphia Eagles	181
7.	New Orleans Saints	174
8.	San Francisco 49ers	173
9.	Washington Football Team	167
10.	New York Giants	162

- The Steelers have recorded at least six tackles for loss in 13 different games since 2020, which is the most in the NFL.

MOST GAMES WITH 6+ TFL SINCE 2020

RANK	TEAM	GAMES
1.	Pittsburgh Steelers	13
2.	Tampa Bay Buccaneers	9
	New Orleans Saints	9
	Seattle Seahawks	9
	Arizona Cardinals	9
6.	Chicago Bears	7
	New York Giants	7
	Philadelphia Eagles	7
9.	San Francisco 49ers	6
	Washington Football Team	6
	New York Jets	6

- Pittsburgh has recorded six or more tackles for loss in 21 different games since 2019, which leads the NFL in that span.

MOST GAMES WITH 6+ TFL SINCE 2019

RANK	TEAM	GAMES
1.	Pittsburgh Steelers	21
2.	Tampa Bay Buccaneers	18
	Arizona Cardinals	18
4.	New York Jets	15
	Buffalo Bills	15
6.	New Orleans Saints	14
7.	San Francisco 49ers	13
	New York Giants	13
9.	Washington Football Team	12
	Seattle Seahawks	12
	Philadelphia Eagles	12
	Minnesota Vikings	12

TURN DOWN FOR WATT

- LB **T.J. Watt** needs 10 sacks to become the second player since 1982, when the individual sack became an official statistic, to record at least 13 in four consecutive seasons, joining Reggie White, who did it twice (1985-88 and 1990-93).
- Watt needs 12.5 sacks to become the fourth player since 1982 to record at least 65 sacks over his first five seasons, joining Reggie White (81), J.J. Watt (74.5) and Derrick Thomas (66).
- Watt recorded 15.0 sacks, 23 tackles for loss and 41 quarterback hits in 2020. He was the third player since at least 2006 to record at least 15.0 sacks, 23 tackles for loss and 40 quarterback hits in a season.
- In addition to his 15.0 sacks, 23 tackles for loss and 41 quarterback hits in 2020, which all led the NFL, Watt had seven passes defended, two forced fumbles and one interception.

CATEGORY	STAT	RANK	NFL LEADER
Sacks	15.0	1st	--
Tackles for Loss	23	1st	--
Quarterback Hits	41	1st	--

NFL QUARTERBACK HIT LEADERS SINCE 2020

RANK	PLAYER	QB HITS
1.	T.J. Watt	48
2.	Aaron Donald	34
3.	Carl Lawson	32
	Leonard Williams	32
4.	DeForest Buckner	30
	Chris Jones	30

NFL TFL LEADERS SINCE 2020

RANK	PLAYER	TFLS
1.	T.J. Watt	24
2.	Roquan Smith	19
3.	Maxx Crosby	18
4.	Haason Reddick	16
	Aaron Donald	16

NFL SACK LEADERS SINCE 2020

RANK	PLAYER	SACKS
1.	T.J. Watt	18.0
2.	Haason Reddick	15.5
3.	Trey Hendrickson	15.0
4.	Aaron Donald	14.5
5.	Myles Garrett	13.0

- Watt has recorded at least 1.5 sacks in 13 career games.
- Watt has registered at least 2.0 sacks in 11 career games.
- Watt has recorded 35.0 sacks in 33 career games at Heinz Field. He has collected at least half a sack in 21 of the Steelers' last 23 home games, including 18 of the last 19 home games.
- Only Derrick Thomas (39.5) and Reggie White (36.0) has registered more sacks over their first 33 career home games in NFL history.

MOST SACKS IN NFL HISTORY OVER FIRST 33 CAREER HOME GAMES

RANK	PLAYER	SACKS
1.	Derrick Thomas	39.5
2.	Reggie White	36.0
3.	T.J. Watt	35.0
4.	Dwight Freeney	32.0
	Keith Millard	32.0
NFL Hall of Famer		

- Watt's 84 QB hits lead the NFL since 2019.

NFL QUARTERBACK HIT LEADERS SINCE 2019

RANK	PLAYER	QB HITS
1.	T.J. Watt	84
2.	Za'Darius Smith	61
3.	Joey Bosa	60
4.	Aaron Donald	59
5.	Matt Judon	57

- Watt's 12 forced fumbles rank first in the NFL since 2019.

NFL FORCED FUMBLE LEADERS SINCE 2019

RANK	PLAYER	FF
1.	T.J. Watt	12
2.	Marlon Humphrey	10
	Chandler Jones	10
4.	Shaquil Barrett	8
	Khalil Mack	8
	Yannick Ngakoue	8
	Logan Ryan	8

- Watt's 32.5 sacks lead the NFL since 2019.

NFL SACK LEADERS SINCE 2019

RANK	PLAYER	SACKS
1.	T.J. Watt	32.5
2.	Shaquill Barrett	28.5
3.	Aaron Donald	27.0
4.	Za'Darius Smith	26.0
5.	Chandler Jones	25.0

- Watt was the first player in franchise history with 14.0 or more sacks in multiple seasons.
- Watt was the 14th player in NFL history with at least 14.5 sacks in back-to-back seasons, and just the sixth since 1993.
- Watt's 15.0 sacks, which are a single-season high for him, led the NFL in 2020. His previous single-season high in sacks was 14.5 in 2019.
- Watt's 15.0 sacks in 2020 ranked tied for second in single-season franchise history. His 14.5 sacks in 2019 rank fourth and his 13.0 sacks in 2018 rank tied for ninth in a season by a Steelers' defender since the statistic became official in 1982.
- Watt was the only player in franchise history with 13.0 sacks or more in multiple seasons.

STEELERS SINGLE-SEASON SACK LEADERS

RANK	PLAYER. YEAR	SACKS
1.	James Harrison, 2008	16.0
2.	T.J. Watt, 2020	15.0
	Mike Merriweather, 1984	15.0
4.	T.J. Watt, 2019	14.5
5.	Kevin Greene, 1994	14.0
	Keith Willis, 1983	14.0
7.	LaMarr Woodley, 2009	13.5
	Jason Gildon, 2000	13.5
9.	T.J. Watt, 2018	13.0
	Chad Brown, 1996	13.0
NFL Defensive Player of the Year		

- Watt's 38 tackles for loss lead the NFL since 2019.

TFL LEADERS SINCE 2019

RANK	PLAYER	TFLS
1.	T.J. Watt	38
2.	Aaron Donald	36
3.	Shaquil Barrett	33
	Maxx Crosby	33
	Joey Bosa	33

- Watt's 19 combined interceptions (three), forced fumbles (12) and fumble recoveries (four) rank first in the NFL since 2019.

NFL COMBINED (INT, FF, FR) LEADERS SINCE 2019

RANK	PLAYER	INT.	FF	FR	TOT.
1.	T.J. Watt	3	12	4	19
2.	J.C. Jackson	16	0	2	18
3.	Marlon Humphrey	4	10	3	17
4.	Minkah Fitzpatrick	9	3	4	16
	Marcus Peters	9	4	3	16
	Logan Ryan	5	8	3	16

WATT SINCE 2017

- Since entering the NFL in 2017, LB **T.J. Watt** has recorded 52.5 sacks and forced 19 fumbles.
- Watt (three seasons) has joined Pro Football Hall of Famers Reggie White (four) and Derrick Thomas (three) as the only players to record at least 13 sacks in three of their first four seasons since 1982, when the individual sack became an official NFL statistic. Watt recorded 13 sacks in 2018, 14.5 sacks in 2019 and 15.0 sacks in 2020.

NFL PLAYERS WITH THREE OR MORE 13.0+ SACK SEASONS IN FIRST FOUR YEARS

PLAYER	YEARS
Reggie White	4 (1985-88)
Derrick Thomas	3 (1989-91)
T.J. Watt	3 (2018-20)
NFL Hall of Famer	

- Watt is the only active player in the NFL with at least 13.0 sacks in each of the last three seasons.

NFL PLAYERS WITH THREE STRAIGHT 13.0+ SACK SEASONS

PLAYER	YEARS
Reggie White	4 (1990-93)
Reggie White	4 (1985-88)
T.J. Watt	3 (2018-20)
Chandler Jones	3 (2017-19)
Jared Allen	3 (2007-09)
Dexter Manley	3 (1984-86)
Simon Fletcher	3 (1991-93)
Mark Gastineau	3 (1983-85)
Kevin Greene	3 (1988-90)
Derrick Thomas	3 (1990-92)
Jacob Green	3 (1983-85)
NFL Hall of Famer	

- Watt eclipsed the 50.0 sack plateau in his 63rd career game, which ranks tied with Bruce Smith for 10th-fastest to 50 or more sacks in the NFL since 1982.

FEWEST GAMES TO 50 SACKS IN NFL CAREER - SINCE 1982

RANK	PLAYER	GP	DATE
1.	Reggie White	40	12/20/1987 Phi at NYJ
2.	Derrick Thomas	54	10/18/1992 KC at Dal
3.	Von Miller	58	09/17/2015 Den at KC
4.	Justin Houston	61	09/17/2015 KC vs Den
	J.J. Watt	61	12/07/2014 Hou at Jax
	Dwight Freeney	61	12/18/2005 Ind vs SD
7.	Aldon Smith	62	09/27/2020 Dal at Sea
	DeMarcus Ware	62	12/14/2008 Dal vs NYG
9.	Tim Harris	62	09/16/1990 GB vs Chi
10.	T.J. Watt	63	9/12/2021 Pit at BUF
	Bruce Smith	63	10/22/1989 Buf vs NYJ

- Watt has recorded 52.5 sacks over his first 64 career regular-season games.
- Watt's 52.5 sacks rank tied for seventh by any player over their first 64 career NFL games (since sacks became official in 1982).

MOST SACKS IN FIRST 64 GAMES SINCE 1982

RANK	PLAYER	SACKS
1.	Reggie White	74.5
2.	Derrick Thomas	58.0
3.	J.J. Watt	57.0
4.	DeMarcus Ware	53.5
5.	Von Miller	53.0
	Andre Tippett	53.0
7.	T.J. Watt	52.5
8.	Bruce Smith	52.0
9.	Justin Houston	51.5
	Aldon Smith	51.5
NFL Hall of Famer		

- Watt's 52.5 career sacks are the most by a linebacker over his first 64 career regular-season games since Denver's Von Miller (53.0, 2011-15).
- Watt's 52.5 career sacks rank fifth by a linebacker over his first 64 career regular-season games (since sacks became official in 1982).
- Watt's 19 forced fumbles lead the NFL since the start of the 2017 season.

NFL FORCED FUMBLE LEADERS SINCE 2017

RANK	PLAYER	FF
1.	T.J. Watt	19
2.	Aaron Donald	15
	Khalil Mack	15
	Chandler Jones	15
5.	Yannick Ngakoue	14

- Watt's 52.5 sacks rank 10th in franchise history.

STEELERS CAREER SACK LEADERS

RANK	PLAYER. YEARS	SACKS
1.	James Harrison, 2002, 2004-12, 2014-17	80.5
2.	Jason Gildon, 1994-2003	77.0
3.	L.C. Greenwood, 1969-81	73.5
4.	Joe Greene, 1969-81	66.0
5.	Joey Porter, 1999-2006	60.0
6.	Keith Willis, 1982-91	59.0
7.	Cameron Heyward, 2011-20	58.0
	LaMarr Woodley, 2007-13	57.0
9.	Greg Lloyd, 1998-97	53.5
10.	T.J. Watt, 2017-20	52.5

- Watt's 52.5 sacks rank third among all defensive players and second among linebackers since the start of the 2017 season.

NFL SACK LEADERS SINCE 2017

RANK	PLAYER	SACKS
1.	Aaron Donald	58.5
2.	Chandler Jones	55.0
3.	T.J. Watt	52.5
4.	Cameron Jordan	48.0
5.	Myles Garrett	43.5

NFL LINEBACKER SACK LEADERS SINCE 2017

RANK	PLAYER	SACKS
1.	Chandler Jones	55.0
2.	T.J. Watt	52.5
3.	Khalil Mack	41.5
4.	Jason Pierre-Paul	39.0
5.	Za'Darius Smith	38.0

- Watt has collected 52.5 sacks over his first five seasons in the NFL, which is the most by a Steelers player in their first three seasons in the League.

MOST SACKS BY STEELER IN FIRST FIVE NFL SEASONS

RANK	PLAYER, YEARS	SACKS
1.	T.J. Watt, 2017-21	52.5
2.	LaMarr Woodley, 2007-11	48.0
3.	Joey Porter, 1999-2003	35.5
4.	Bud Dupree, 2015-19	31.5
5.	Chad Brown, 1993-97	30.0

- Watt collected 49.5 sacks over his first four seasons in the NFL, which is the most by a Steelers player in their first four seasons in the League.

MOST SACKS BY STEELER IN FIRST FOUR NFL SEASONS

RANK	PLAYER, YEARS	SACKS
1.	T.J. Watt, 2017-20	49.5
2.	LaMarr Woodley, 2007-10	39.0
3.	Joey Porter, 1999-2002	30.5
4.	Chad Brown, 1993-96	30.0
5.	Bud Dupree, 2015-18	20.0

- In 2017 and 2018, Watt recorded 20.0 quarterback sacks over his first two seasons in the NFL. He became the ninth linebacker with at least 20.0 sacks in a player's first two campaigns since the statistic became official in 1982.

FITZPATRICK DOES IT AGAIN

- Minkah Fitzpatrick** needs one interception-return touchdown to become the fourth player since 2000 to return an interception for a TD in four consecutive seasons, joining Charles Woodson (six seasons), Nate Clements (four) and Aqib Talib (four).
- Fitzpatrick was one of two players in the NFL in 2020 with at least four interceptions, one forced fumble and one fumble recovery.

NFL PLAYERS WITH 4+ INTERCEPTIONS, 1 FORCED FUMBLE, 1 FUMBLE RECOVERY IN 2020

PLAYER	INT.	FF	FR
Minkah Fitzpatrick	4	1	1
Marcus Peters	4	4	2

- Fitzpatrick has two career multi-interception games (2018-20).
- Fitzpatrick's five takeaways (four interceptions, one fumble recovery) in 2020 ranked tied for fourth in the NFL.

NFL TAKEAWAY (INT AND FR) LEADERS IN 2020

RANK	PLAYER	INT.	FR	TOT.
1.	J.C. Jackson	9	2	11
2.	Xavien Howard	10	0	10
3.	Tyrann Mathieu	6	0	6
	Marcus Peters	4	2	6
	Justin Simmons	5	1	6
6.	Minkah Fitzpatrick	4	1	5
	Mike Hilton	3	2	5
	Quandre Diggs	5	0	5
	Troy Hill	3	2	5
	Eric Wilson	3	2	5
	Harrison Smith	5	0	5
	Tre'Davious White	3	2	5
	Darnell Savage	4	1	5

- Fitzpatrick's four interceptions in 2020 ranked tied for seventh in the NFL.

NFL INTERCEPTION LEADERS IN 2020

RANK	PLAYER	INTS
1.	Xavien Howard	10
2.	J.C. Jackson	9
3.	Tyrann Mathieu	6
4.	Quandre Diggs	5
	Harrison Smith	5
	Justin Simmons	5
7.	Minkah Fitzpatrick	4
	Eight other players	4

- Fitzpatrick had six combined interceptions (four), forced fumbles (one) and fumble recoveries (one) in 2020 and three came inside the Steelers' red zone.
- Fitzpatrick has nine interceptions, three fumble recoveries and two forced fumbles after being acquired by the Steelers via trade from the Miami Dolphins in Week 3 of 2019.
- Fitzpatrick's four defensive TDs are tied with Marcus Peters and Eddie Jackson for the most in the NFL since he entered the League in 2018.

NFL DEFENSIVE TOUCHDOWN LEADERS SINCE 2018

RANK	PLAYER	TDS
1.	Minkah Fitzpatrick	4
	Eddie Jackson	4
	Marcus Peters	4
4.	Jadeveon Clowney	3
	Kyle Van Noy	3
	Deion Jones	3

- Fitzpatrick's nine interceptions rank tied for fourth in the NFL since 2019.

NFL INTERCEPTION LEADERS SINCE 2019

RANK	PLAYER	INTS
1.	J.C. Jackson	16
2.	Xavien Howard	12
	Tyrann Mathieu	12
4.	Minkah Fitzpatrick	9
	Tre'Davious White	9
	Justin Simmons	9
	Quandre Diggs	9

- Fitzpatrick's 13 total takeaways (interceptions and fumble recoveries) rank tied for second in the NFL since 2019.

NFL TAKEAWAY (INT AND FR) LEADERS SINCE 2019

RANK	PLAYER	INT.	FR	TOT.
1.	J.C. Jackson	16	2	18
2.	Minkah Fitzpatrick	9	4	13
	Xavien Howard	12	1	13
4.	Marcus Peters	9	3	12
	Tyrann Mathieu	12	0	12

- Fitzpatrick's 16 combined interceptions (nine), forced fumbles (three) and fumble recoveries (four) rank tied for fourth in the NFL since 2019.

NFL COMBINED (INT, FF, FR) LEADERS SINCE 2019

RANK	PLAYER	INT.	FF	FR	TOT.
1.	T.J. Watt	3	12	4	19
2.	J.C. Jackson	16	0	2	18
3.	Marlon Humphrey	4	10	3	17
4.	Minkah Fitzpatrick	9	3	4	16
	Marcus Peters	9	4	3	16
	Logan Ryan	5	8	3	16

LET MY CAMERON GO

- DT **Cameron Heyward's** 59.0 career quarterback takedowns rank tied for first by a Steelers' defensive lineman since 1982 and tied for sixth by any Steelers defender.

STEELERS DEFENSIVE LINEMAN CAREER SACK LEADERS SINCE 1982

RANK	PLAYER. YEARS	SACKS
1.	Cameron Heyward, 2011-20	59.0
	Keith Willis, 1982-91	59.0
3.	Aaron Smith, 1999-2011	44.0
4.	Stephon Tuitt, 2014-20	34.5
5.	Brett Keisel, 2002-14	30.0

STEELERS CAREER SACK LEADERS

RANK	PLAYER. YEARS	SACKS
1.	James Harrison, 2002, 2004-12, 2014-17	80.5
2.	Jason Gildon, 1994-2003	77.0
3.	L.C. Greenwood, 1969-81	73.5
4.	Joe Greene, 1969-81	66.0
5.	Joey Porter, 1999-2006	60.0
6.	Cameron Heyward, 2011-20	59.0
	Keith Willis, 1982-91	59.0
8.	LaMarr Woodley, 2007-13	57.0
9.	Greg Lloyd, 1998-97	53.5
10.	T.J. Watt, 2017-20	52.5

- Heyward's 148 tackles rank tied for first in the NFL among defensive linemen since 2019.

NFL TACKLE LEADERS BY DEFENSIVE LINEMAN SINCE 2019

RANK	PLAYER	TACKLES
1.	Cameron Heyward	148
	Sam Hubbard	148
3.	Jonathan Allen	140
4.	DeForest Buckner	129
5.	Sheldon Richardson	128

- Heyward's 42 quarterback hits rank eighth among defensive linemen in the NFL since 2019.

NFL QB HITS LEADERS BY DEFENSIVE LINEMAN SINCE 2019

RANK	PLAYER	QB HITS
1.	Joey Bosa	60
2.	Aaron Donald	59
3.	Carl Lawson	54
4.	Chris Jones	50
5.	Leonard Williams	48
6.	DeForest Buckner	44
7.	Cameron Jordan	43
8.	Cameron Heyward	42
9.	Carlos Dunlap	41
	Myles Garrett	41
	Brian Burns	41

- Heyward's 14.0 sacks rank fourth among defensive tackles in the NFL since 2019.

NFL SACK LEADERS BY DEFENSIVE TACKLES SINCE 2019

RANK	PLAYER	SACKS
1.	Aaron Donald	27.0
2.	Chris Jones	18.5
3.	DeForest Buckner	18.0
4.	Cameron Heyward	14.0
5.	Arik Armstead	13.5

- Heyward's 20 tackles for loss rank tied for second among defensive tackles in the NFL since 2019.

NFL TACKLES FOR LOSS LEADERS BY DEFENSIVE TACKLES SINCE 2019

RANK	PLAYER	TFLS
1.	Aaron Donald	36
2.	Cameron Heyward	20
	Grady Jarrett	20
	DeForest Buckner	20
5.	Larry Ogunjobi	18

- The Steelers are now 8-0 when Heyward collects at least 2.0 sacks in a game.
- Heyward (2017, '18 and '19) is the only defensive linemen in franchise history with 8.0 or more sacks in at least three seasons.

STEELERS DEFENSIVE LINEMAN SINGLE-SEASON SACK LEADERS

RANK	PLAYER, YEAR	SACKS
1.	Keith Willis, 1983	14.0
2.	Cameron Heyward, 2017	12.0
	Keith Willis, 1986	12.0
4.	Stephon Tuitt, 2020	11.0
5.	Cameron Heyward, 2019	9.0
6.	Ray Seals, 1995	8.5
7.	Cameron Heyward, 2018	8.0
	Aaron Smith, 2004	8.0
	Kimo von Oelhoffen, 2003	8.0
	Aaron Smith, 2001	8.0

- His 59.0 career sacks rank fourth among active defensive tackles in the League.

ACTIVE NFL SACK LEADERS BY DEFENSIVE TACKLES

RANK	PLAYER	SACKS
1.	Aaron Donald	86.5
2.	Ndamukong Suh	64.5
3.	Gerald McCoy	59.5
4.	Cameron Heyward	59.0
5.	Fletcher Cox	54.5

INGRAM TAKES HIS TALENTS TO THE SOUTHSIDE

- The Steelers signed LB **Melvin Ingram**, who had 49 sacks, 70 tackles for loss and 13 forced fumbles in nine seasons with the L.A. Chargers, this offseason.
- Ingram ranks second in franchise history in sacks, yards lost by sack (357) and forced fumbles.
- Sacked QB Derek Carr in Week 2 for a loss of eight yards in the third quarter on 2nd-and-1 at the Raiders' 37-yard line.
- The sack was the first of his Steelers career and 50th of this career.

BUSH BACK IN THE LINEUP

- LB **Devin Bush**, selected 10th overall in the 2019 NFL Draft, returns after appearing in only five games last season due to a knee injury.
- As a rookie, Bush totaled 109 tackles, four fumble recoveries and two interceptions.
- Bush led the team and NFL rookies in tackles (109) and solo tackles (72), and ranked fourth in both categories in TFLs (nine) in 2019.
- Bush is the only Steelers rookie ever to eclipse 100 tackles.
- Bush returned to the lineup in Week 1 at Buffalo and registered 10 tackles, including six solo stops and one forced fumble.

WELCOME TO THE SCHOBERT

- The Steelers acquired LB **Joe Schobert**, who ranked fourth in the NFL with 141 tackles last season with Jacksonville, in Aug. 2021 and was one of five linebackers to register at least 100 tackles, multiple sacks and multiple interceptions last season.
- The linebackers with at least 100 tackles, two sacks and two interceptions in 2020.

LINEBACKERS WITH 100+ TACKLES, 2.0+ SACKS, 2+ INT IN 2020

PLAYER	TACKLES	SACKS	INT
Joe Schobert	141	2.5	3
Roquan Smith	139	4	2
Eric Wilson	121	3	3
Foyesade Oluokun	117	3	2
Deion Jones	106	4.5	2

- Schobert has registered at least 100 tackles in each of the last four seasons.
- Schobert has recorded 551 tackles (335 solo), 25 quarterback hits, 26 passes defended, 21 tackles for loss, 11.0 sacks and nine interceptions in his six-year NFL career.
- Schobert's 535 tackles ranks third-best in the NFL since 2017.

MOST TACKLES SINCE 2017

RANK	PLAYER	TACKLES
1.	Blake Martinez	613
2.	Bobby Wagner	601
3.	Joe Schobert	535
4.	Jaylon Smith	511
5.	Zach Cunningham	500

- His nine interceptions lead all linebackers since 2017.

INTERCEPTION LEADERS BY LINEBACKERS SINCE 2017

RANK	PLAYER	INT
1.	Joe Schobert	9
2.	Deion Jones	8
3.	Darius Leonard	7
	Alec Ogletree	7
5.	Jamie Collins Jr.	6
	Cory Littleton	6
	Eric Kendricks	6

- His three interception returns for TD since entering the NFL in 2016 rank second in the League among all linebackers.

INTERCEPTION TD RETURN LEADERS BY LINEBACKERS SINCE 2016

RANK	PLAYER	INT
1.	Deion Jones	5
2.	Alec Ogletree	3
3.	Joe Schobert	2
	C.J. Mosley	2
	Eric Kendricks	2
	Khalil Mack	2

HADEN BREAKING IT UP

- CB **Joe Haden** has registered two career interception returns for touchdowns and one with the Steelers.
- Haden has 10 interceptions since joining the Steelers in 2017.
- Haden's 29 passes defended rank tied for fifth in the NFL since 2019.

PASSES DEFENDED LEADERS SINCE 2019

RANK	PLAYER	PDS
1.	Carlton Davis	41
2.	James Bradberry	32
3.	Jaire Alexander	30
	Denzel Ward	30
5.	Joe Haden	29
	Janoris Jenkins	29

- Since entering the NFL in 2010, Haden has recorded 149 career passes defended, which leads the League since 2010 and leads active NFL players.

ACTIVE NFL PASSES DEFENDED CAREER LEADERS

RANK	PLAYER	PDS
1.	Joe Haden	149
2.	Janoris Jenkins	120
3.	Stephon Gilmore	114
4.	Darius Slay	111
5.	Jason McCourty	107

- Haden's 149 career passes defended ranks eighth in the NFL since 2000.

NFL PASSES DEFENDED LEADERS SINCE 2000

RANK	PLAYER	PDS
1.	Johnathan Joseph	200
2.	Champ Bailey	187
3.	Terence Newman	183
4.	Ronde Barber	179
5.	Charles Woodson	168
6.	Asante Samuel	164
7.	Tramon Williams	153
8.	Joe Haden	149
9.	Sheldon Brown	146
	Dominique Rodgers-Cromartie	146

- Since entering the NFL in 2010, Haden has recorded 29 career interceptions, which ranks second among active NFL players.

ACTIVE NFL INTERCEPTION LEADERS

RANK	PLAYER	INT
1.	Marcus Peters	31
2.	Joe Haden	29
	Devin McCourty	29
4.	Patrick Peterson	28
	Harrison Smith	28

- Haden has registered at least two passes defended in a single game 37 times in his career.
- Haden has registered at least three passes defended in a single game 15 times in his career.
- Haden has recorded at least four passes defended in a single game four times in his career.
- Haden has twice recorded at least five passes defended in a single game in his career.

WIZARD OF BOZ

- Since joining the Steelers in 2015, K **Chris Boswell** is 150-of-170 field goal attempts (88.2%), including 51-of-63 (81.0%) between 40-49 yards.
- Boswell made a franchise record 25 consecutive field goals, which was the longest active streak in the NFL when it ended in Week 11 of 2020 at Jacksonville.

MOST CONSECUTIVE FIELD GOALS IN STEELERS HISTORY

RANK	KICKER, YEARS	CONSECUTIVE FGs
1.	Chris Boswell, 2019-20	25
2.	Shaun Suisham, 2013-14	24
3.	Jeff Reed, 2004-05	22
4.	Gary Anderson, 1994	19
	Jeff Reed, 2007-08	19
6.	Gary Anderson, 1985	18
7.	Norm Johnson, 1997	17
	Chris Boswell, 2016-17	17
9.	Shaun Suisham, 2012-13	16
	Chris Boswell, 2017	16

- Boswell ranks second in field goal percentage (88.2%) among all NFL kickers with at least 160 field goal attempts since 2015.

FIELD GOAL PERCENTAGE LEADERS SINCE 2015 (MIN. 160 ATTEMPTS)

RANK	KICKER	M-A	FG%
1.	Justin Tucker	197-216	91.2
2.	Chris Boswell	150-170	88.2
3.	Robbie Gould	160-182	87.9
4.	Wil Lutz	142-164	86.6
5.	Jason Myers	145-168	86.3

- Boswell has connected on 52-of-55 field goal attempts (94.4%), including 17-of-19 (89.5%) between 40-49 yards since 2019.
- Boswell ranks first in field goal percentage (94.5%) among all NFL kickers with at least 50 field goal attempts since 2019.

FIELD GOAL PERCENTAGE LEADERS SINCE 2019 (MIN. 50 ATTEMPTS)

RANK	KICKER	FGM-FGA	FG%
1.	Chris Boswell	52-55	94.5
2.	Justin Tucker	57-61	93.4
3.	Younghoe Koo	63-68	92.6
4.	Harrison Butker	61-67	91.0
5.	Jason Myers	48-53	90.6

- Boswell's 88.2 field goal percentage ranks first in Steelers history among kickers with at least 100 field goal attempts.

STEELERS ALL-TIME FIELD GOAL PERCENTAGE LEADERS (MIN. 100 ATTEMPTS)

RANK	KICKER. YEARS	FGM-FGA	FG%
1.	Chris Boswell, 2015-current	150-170	88.2
2.	Shaun Suisham, 2010-14	124-141	87.9
3.	Norm Johnson, 1995-98	105-127	82.7
4.	Jeff Reed, 2002-10	204-249	81.9
5.	Gary Anderson, 1982-94	309-395	78.2

- Boswell became the third player in team history with at least 150 field goals made in Week 2 of 2021.

STEELERS ALL-TIME FIELD GOALS MADE LEADERS

RANK	KICKER. YEARS	FGM
1.	Gary Anderson, 1982-94	309
2.	Jeff Reed, 2002-10	204
3.	Chris Boswell, 2015-current	150
4.	Roy Gerela, 1971-78	146
5.	Shaun Suisham, 2010-14	124

- Boswell has registered 24 career games with three or more field goals made.
- Boswell has made all 31 of his field goal attempts in his regular-season career against the Bengals.
- Boswell has connected on four or more field goals in a single game 10 times in his career.

BOZ FROM 50-PLUS

- K **Chris Boswell** connected on a 56-yard field goal in Week vs. Las Vegas with 3:42 remaining in the fourth quarter that cut the Raiders lead to 23-17.
- His 56-yard field goal is the longest in Heinz Field history – topping the previous mark of 53 yards by both Boswell vs. Green Bay on Nov. 26, 2017 and Dallas' Dan Bailey vs. Pittsburgh on Nov. 13, 2016 as the longest field goal conversion at the stadium since it opened in 2001.
- The 56-yard kick is the second-longest in team history and is the longest such kick since Nov. 8, 2020 at Dallas Cowboys (Chris Boswell, 59).

LONGEST FIELD GOALS IN FRANCHISE HISTORY

RANK	PLAYER (DATE. OPP.)	FG
1.	Chris Boswell (11/8/20 at Dallas)	59
2.	Chris Boswell (9/19/21 vs. Las Vegas)	56
3.	Gary Anderson (11/25/84 vs. San Diego)	55
	Kris Brown (10/14/01 at Kansas City)	55
5.	Gary Anderson (12/8/91 at Houston)	54
6.	Gary Anderson (10/21/84 at Indianapolis)	53
	Chris Boswell (11/26/17 vs. Green Bay)	53
	Jeff Reed (11/8/10 at Cincinnati)	53
	Jeff Reed (9/21/08 at Philadelphia)	53
	Shaun Suisham (11/9/14 at N.Y. Jets)	53

LONGEST FIELD GOALS IN HEINZ FIELD HISTORY

RANK	PLAYER. TEAM (DATE. OPP.)	FG
1.	Chris Boswell, Pittsburgh (9/19/21 vs. Las Vegas)	56
2.	Dan Bailey, Dallas (11/13/16 at Pittsburgh)	53
	Chris Boswell, Pittsburgh (11/26/17 vs. Green Bay)	53
4.	Chris Boswell, Pittsburgh (12/10/17 vs. Baltimore)	52
	Jeff Reed, Pittsburgh (9/12/10 vs. Atlanta)	52
	Justin Tucker, Baltimore (10/1/15 at Pittsburgh)	52
7.	Chris Boswell, Pittsburgh (10/18/15 vs. Arizona)	51
	Chris Boswell, Pittsburgh (11/3/19 vs. Indianapolis)	51
	Chris Boswell, Pittsburgh (12/17/17 vs. New England)	51
	Chris Boswell, Pittsburgh (12/6/15 vs. Indianapolis)	51
	Billy Cundiff, Baltimore (11/6/11 at Pittsburgh)	51
	Phil Dawson, Cleveland (12/30/12 at Pittsburgh)	51
	Zane Gonzalez, Cleveland (12/31/17 at Pittsburgh)	51
	Nick Novak, San Diego (12/9/12 at Pittsburgh)	51

- No kicker made a field goal of at least 50 yards in the first nine seasons of Heinz Field (2001-09). In fact, prior to Boswell joining the Steelers in 2015, Heinz Field witnessed just four field goals of at least 50 yards.
- Boswell has seven field goals of at least 50 yards at Heinz Field in his career.
- Boswell converted four field goals from 50 yards or further in 2017 – the most by a Steelers kicker in a single-season
- Boswell has made 10-of-13 field goal attempts in his NFL career from 50 yards or further, including a franchise-best 59-yard try in Week 9 of 2020 at AT&T Stadium against Dallas and a Heinz Field-best 56-yard try in Week 2 vs. Las Vegas.
- Boswell's 59-yard field goal in Week 9 at Dallas in 2020 was the longest field goal in franchise history. The previous mark was 55 yards by both Kris Brown (10/14/01 at Kansas City) and Gary Anderson (11/25/84 vs. San Diego).
- Boswell's 10 field goals made from 50-plus yards are the most in Steelers history (Gary Anderson and Jeff Reed shared the previous franchise record with eight).

STEELERS-BENGALS SERIES HISTORY

- Sunday's game will mark the 104th overall and 102nd regular-season meeting between the Steelers and Bengals.
- The Steelers own a 31-game advantage in the overall series (67-36) and a 29-game lead in the regular-season series (65-36).
- Cincinnati won the last meeting in the series for the first time since 2015: Dec. 21, 2020 (27-17 in Cincinnati).

INSIDE THE SERIES

CATEGORY	RECORD
Series History	Started in 1970
Overall	Steelers lead, 67-36
In Pittsburgh	Steelers lead, 35-16
At Cincinnati	Steelers lead, 32-20
Neutral	n/a
Overall Regular Season	Steelers lead 65-36
In Pittsburgh	Steelers lead, 35-16
At Cincinnati	Steelers lead, 30-20
Neutral	n/a
Streak	Cincinnati won the last meeting
Last Regular-Season Game	L, 27-17 (Dec. 21, 2020 in Cincinnati)
Postseason Series	Steelers lead, 2-0
In Pittsburgh	n/a
At Cincinnati	2-0
Last Postseason Game	W, 18-16 (Jan. 9, 2016 at Cincinnati)

2021 STATS COMPARISON

	STEELERS	BENGALS
Total Games	2	2
Total Drives	22	24
Total Drives per Game	11.0	12.0
First downs	33	34
Rushing 1st downs	7	9
Passing 1st downs	22	22
1st downs from penalties	4	3
3rd down eff. (Made-Att-Pct)	9-24-38%	9-26-35%
4th down eff. (Made-Att-Pct)	0-1-0%	2-4-50%
Total Net Yards	583	614
Avg. Yards per Game	291.5	307.0
Total Plays	111	122
Yards per play	5.3	5.0
Net Yards Rushing	114	218
Rush Attempts	35	56
Yards per rush	3.26	3.89
Net Yards Passing	469	396
Sacks-Yards lost	4-14	9-72
Gross Yards	483	468
Comp-Att-Pct	45-72-63%	39-57-68%
Yards per pass	6.51	6.95
Interceptions thrown	1	3
Punts (Num-Yds)	9-404	9-407
Punts blocked	0	0
Net Punting Avg Yds	42.0	35.4
Gross Punting Avg Yds	44.9	45.2

	STEELERS	BENGALS
Total Return Yds (no Kickoffs)	26	86
Punt Returns (Num-Yds)	3-26	6-68
Kickoff Returns (Num-Yds)	4-92	4-65
Int. Returns (Num-Yds)	0-0	1-18
Penalties-Yards	10-75	7-72
Turnovers	1	4
Fumbles lost	0	1
Interceptions thrown	1	3
Total Net Yards	583	614
Touchdowns	4	5
Rushing	1	1
Passing	2	4
Interceptions	0	0
Kickoff Returns	0	0
Fumble Returns	0	0
Punt Returns	0	0
Defensive/Special Teams TDs	1	0
Extra Points (Made-Att)	4-4	5-5
Kicking (Made-Att)	4-4	5-5
2Pt Conversions (Made-Att)	0-0	0-0
Safeties	0	0
Kickoffs (Num-EZ-TB)	10-5-5	9-8-7
Field Goals (Made-Att)	4-4	3-3
FGs Blocked - PATs Blocked	0-0	0-0
Goal to Go (Made-Att-Pct)	2-3-67%	3-3-100%
Red Zone (Made-Att-Pct)	2-4-50%	3-4-75%

ALL-TIME SERIES RESULTS

Steelers lead, 67-35 (H: 35-16, A: 32-19)				
Date	Site	Week	Game	Result
2020-12-21	A	15	14	L, 27-17
2020-11-15	H	10	9	W, 36-10
2019-11-24	A	12	11	W, 16-10
2019-9-30	H	4	4	W, 27-3
2018-12-30	H	17	16	W, 16-13
2018-10-14	A	6	6	W, 28-21
2017-12-04	A	13	12	W, 23-20
2017-10-22	H	7	7	W, 29-14
2016-12-18	A	15	14	W, 24-20
2016-09-18	H	2	2	W, 24-16
2016-01-09	A	18	17	W, 18-16
2015-12-13	A	14	13	W, 33-20
2015-11-01	H	8	8	L, 16-10
2014-12-28	H	17	16	W, 27-17
2014-12-07	A	14	13	W, 42-21
2013-12-15	H	15	14	W, 30-20
2013-09-16	A	2	2	L, 20-10
2012-12-23	H	16	15	L, 13-10
2012-10-21	A	7	6	W, 24-17
2011-12-04	H	13	12	W, 35-7
2011-11-13	A	10	10	W, 24-17
2010-12-12	H	14	13	W, 23-7
2010-11-08	A	9	8	W, 27-21
2009-11-15	H	10	9	L, 18-12
2009-09-27	A	3	3	L, 23-20
2008-11-20	H	12	11	W, 27-10
2008-10-19	A	7	6	W, 38-10
2007-12-02	H	13	12	W, 24-10
2007-10-28	A	8	7	W, 24-13
2006-12-31	A	17	16	W, 23-17
2006-09-24	H	3	3	L, 28-20
2006-01-08	A	18	17	W, 31-17
2005-12-04	H	13	12	L, 38-31
2005-10-23	A	7	6	W, 27-13
2004-11-21	A	11	10	W, 19-14
2004-10-03	H	4	4	W, 28-17

ALL-TIME SERIES RESULTS

Steelers lead, 67-35 (H: 35-16, A: 32-19)				
Date	Site	Week	Game	Result
2003-11-30	H	13	12	L, 24-20
2003-09-21	A	3	3	W, 17-10
2002-11-24	H	12	11	W, 29-21
2002-10-13	A	6	5	W, 34-7
2001-12-30	A	16	15	L, 26-23
2001-10-07	H	4	3	W, 16-7
2000-11-26	A	13	12	W, 48-28
2000-10-15	H	7	6	W, 15-0
1999-11-28	H	12	11	L, 27-20
1999-10-17	A	6	6	W, 17-3
1998-12-20	H	16	15	L, 25-24
1998-10-11	A	6	5	L, 25-20
1997-11-16	H	12	11	W, 20-3
1997-10-19	A	8	7	W, 26-10
1996-11-10	A	11	10	L, 34-24
1996-10-13	H	7	6	W, 20-10
1995-11-19	A	12	11	W, 49-31
1995-10-19	H	8	7	L, 27-9
1994-12-04	A	14	13	W, 38-15
1994-10-16	H	7	6	W, 14-10
1993-11-07	A	10	8	W, 24-16
1993-09-19	H	3	3	W, 34-7
1992-11-29	A	13	12	W, 21-9
1992-10-19	H	7	6	W, 20-0
1991-12-15	H	16	15	W, 17-10
1991-11-10	A	11	10	W, 33-27
1990-12-02	H	13	12	L, 16-12
1990-11-18	A	11	10	L, 27-3
1989-10-08	H	5	5	L, 26-16
1989-09-17	A	2	2	L, 41-10
1988-11-06	A	10	10	L, 42-7
1988-09-18	H	3	3	L, 17-12
1987-11-22	A	11	10	W, 30-16
1987-10-25	H	7	6	W, 23-20
1986-10-26	H	8	8	W, 30-9
1986-10-13	A	6	6	L, 24-22
1985-10-27	A	8	8	L, 26-21

ALL-TIME SERIES RESULTS

Steelers lead, 67-35 (H: 35-16, A: 32-19)				
Date	Site	Week	Game	Result
1985-09-30	H	4	4	L, 37-24
1984-11-11	A	11	11	L, 22-20
1984-10-01	H	5	5	W, 38-17
1983-12-04	H	14	14	L, 23-10
1983-10-10	A	6	6	W, 24-14
1982-09-19	H	2	2	W, 26-20
1981-12-13	H	15	15	L, 17-10
1981-10-18	A	7	7	L, 34-7
1980-10-12	H	6	6	L, 17-16
1980-09-21	A	3	3	L, 30-28
1979-12-02	H	14	14	W, 37-17
1979-10-14	A	7	7	L, 34-10
1978-11-19	H	12	12	W, 7-6
1978-09-17	A	3	3	W, 28-3
1977-12-10	A	13	13	L, 17-10
1977-10-17	H	5	5	W, 20-14
1976-11-28	A	12	12	W, 7-3
1976-10-17	H	6	6	W, 23-6
1975-11-02	A	7	7	W, 30-24
1974-12-14	H	14	14	W, 27-3
1974-11-10	A	9	9	L, 17-10
1973-10-28	H	7	7	W, 20-13
1973-10-14	A	5	5	L, 19-7
1972-11-05	H	8	8	W, 40-17
1972-09-24	A	2	2	L, 15-10
1971-12-12	A	13	13	W, 21-13
1971-09-26	H	2	2	W, 21-10
1970-11-22	A	10	10	L, 34-7
1970-11-02	H	7	7	W, 21-10
indicates playoff game				
OT game				

STEELERS VS. BENGLAS SUPERLATIVES

Passing Yards

	Name	Date	Site	Game	Week	Result
386	Ben Roethlisberger	12/4/2005	H	12	13	L, 38-31
377	Neil O'Donnell	11/19/1995	A	11	12	W, 49-31
374	Mark Malone	9/30/1985	H	4	4	L, 37-24

Pass Completions

32	Ben Roethlisberger	10/14/2018	A	6	6	W, 28-21
31	Ben Roethlisberger	12/30/2018	H	16	17	W, 16-13
30	Neil O'Donnell	11/19/1995	A	11	12	W, 49-31
	Ben Roethlisberger	12/13/2015	A	13	14	W, 33-20

Pass Attempts

52	Neil O'Donnell	10/19/1995	H	7	8	L, 27-9
46	Ben Roethlisberger	11/15/2020	H	10	11	W, 36-10
	Ben Roethlisberger	10/14/2018	A	6	6	W, 28-21

Passing Touchdowns

4	Ben Roethlisberger	11/15/2020	H	10	11	W, 36-10
3	12 times					
	Most recently - Ben Roethlisberger	9/18/2016	H	2	2	W, 24-16

Rushing Yards

185	Le'Veon Bell	12/7/2014	A	13	14	W, 42-21
157	Franco Harris	11/2/1975	A	7	7	W, 30-24
153	Jerome Bettis	10/7/2001	H	3	4	W, 16-7

Rushing Attempts

41	Franco Harris	10/17/1976	H	6	6	W, 23-6
37	Willie Parker	12/31/2006	A	16	17	W, 23-17
35	Le'Veon Bell	10/22/2017	H	7	7	W, 29-14

Rushing Touchdowns

3	Bam Morris	11/19/1995	A	11	12	W, 49-31
2	18 times					
	Most recently - James Conner	10/14/2018	A	6	6	W, 28-21

Receptions

13	Hines Ward	11/30/2003	H	12	13	L, 24-20
11	Franco Harris	9/19/1982	H	2	2	W, 26-20
	John Stallworth	9/30/1985	H	4	4	L, 37-24
	Hines Ward	12/2/2007	H	12	13	W, 24-10

Receiving Yards

192	Lynn Swann	12/2/1979	H	14	14	L, 24-20
162	Dave Smith	9/26/1971	H	2	2	W, 26-20
151	John Stallworth	9/30/1985	H	4	4	L, 37-24

Receiving Touchdowns

2	13 times					
	Most recently - Chase Claypool	11/15/2020	H	10	11	W, 36-10

STEELERS VS. BENGLAS SUPERLATIVES

Scrimmage Yards

235	Le'Veon Bell	12/7/2014	A	13	14	W, 42-21
192	Le'Veon Bell	20/22/2017	H	7	7	W, 29-14
	Lynn Swann	12/2/1979	H	14	14	L, 24-20

All-Purpose Yards

237	Ernie Mills	11/19/1995	A	11	12	W, 49-31
235	Le'Veon Bell	12/7/2014	A	13	14	W, 42-21
212	Antonio Brown	12/28/2014	H	16	17	W, 27-17
	Ernie Mills	10/19/1995	H	7	8	L, 27-9

Tackles

17	Dewayne Washington	12/30/2001	A	15	16	L, 26-23
12	Ryan Shazier	9/18/2016	H	2	2	W, 24-16
11	Seven times					

Sacks

4.5	Chad Brown	10/13/1996	H	6	7	W, 20-10
3.0	James Harrison	12/4/2011	H	12	13	W, 35-7
	David Little	11/29/1992	A	12	13	W, 21-9
	Mike Merriweather	10/1/1984	H	5	5	W, 38-17
	Joey Porter	10/15/2000	H	6	7	W, 15-0

Interceptions

3	Mike Wagner	10/28/1973	H	7	7	W, 20-13
2	12 times					
	Most recently - Brice McCain	12/28/2014	H	16	17	W, 27-17

Points Scored

49	11/19/1995		A	11	12	W, 49-31
48	11/26/2000		A	12	13	W, 48-28
42	12/7/2014		A	13	14	W, 42-21

Fewest Points Allowed

0	10/15/2000		H	6	7	W, 15-0
0	10/19/1992		H	6	7	W, 20-0
3	Six times					
	Most recently - 9/30/2019		H	4	4	W, 27-3

Margin of Victory

28	10/19/2018		A	6	7	W, 38-10
28	12/4/2011		H	12	13	W, 35-7
27	9/19/1993		H	3	3	W, 34-7
27	10/13/2002		A	5	6	W, 34-7

Margin of Defeat

35	11/6/1988		A	10	10	L, 42-7
31	9/17/1989		A	2	2	L, 10-41
27	11/22/1970		A	10	10	L, 34-7
27	10/18/1981		A	7	7	L, 34-7

AMERICAN FOOTBALL CONFERENCE												
EAST DIVISION												
TEAM	W	L	T	PCT	PF	PA	NET PTS	HOME	AWAY	CONF	DIV	STREAK
Miami Dolphins	1	1	0	.500	17	51	-34	0-1-0	1-0-0	1-1-0	1-1-0	Lost 1
Buffalo Bills	1	1	0	.500	51	23	28	0-1-0	1-0-0	1-1-0	1-0-0	Won 1
New England Patriots	1	1	0	.500	41	23	18	0-1-0	1-0-0	1-1-0	1-1-0	Won 1
New York Jets	0	2	0	.000	20	44	-24	0-1-0	0-1-0	0-1-0	0-1-0	Lost 2
NORTH DIVISION												
TEAM	W	L	T	PCT	PF	PA	NET PTS	HOME	AWAY	CONF	DIV	STREAK
Pittsburgh Steelers	1	1	0	.500	40	42	-2	0-1-0	1-0-0	1-1-0	0-0-0	Lost 1
Cincinnati Bengals	1	1	0	.500	44	44	0	1-0-0	0-1-0	0-0-0	0-0-0	Lost 1
Cleveland Browns	1	1	0	.500	60	54	6	1-0-0	0-1-0	1-1-0	0-0-0	Won 1
Baltimore Ravens	1	1	0	.500	63	68	-5	1-0-0	0-1-0	1-1-0	0-0-0	Won 1
SOUTH DIVISION												
TEAM	W	L	T	PCT	PF	PA	NET PTS	HOME	AWAY	CONF	DIV	STREAK
Tennessee Titans	1	1	0	.500	46	68	-22	0-1-0	1-0-0	0-0-0	0-0-0	Won 1
Houston Texans	1	1	0	.500	58	52	6	1-0-0	0-1-0	1-1-0	1-0-0	Lost 1
Jacksonville Jaguars	0	2	0	.000	34	60	-26	0-1-0	0-1-0	0-2-0	0-1-0	Lost 2
Indianapolis Colts	0	2	0	.000	40	55	-15	0-2-0	0-0-0	0-0-0	0-0-0	Lost 2
WEST DIVISION												
TEAM	W	L	T	PCT	PF	PA	NET PTS	HOME	AWAY	CONF	DIV	STREAK
Denver Broncos	2	0	0	1.000	50	26	24	0-0-0	2-0-0	1-0-0	0-0-0	Won 2
Las Vegas Raiders	2	0	0	1.000	59	44	15	1-0-0	1-0-0	2-0-0	0-0-0	Won 2
Los Angeles Chargers	1	1	0	.500	37	36	1	0-1-0	1-0-0	0-0-0	0-0-0	Lost 1
Kansas City Chiefs	1	1	0	.500	68	65	3	1-0-0	0-1-0	1-1-0	0-0-0	Lost 1
NATIONAL FOOTBALL CONFERENCE												
EAST DIVISION												
TEAM	W	L	T	PCT	PF	PA	NET PTS	HOME	AWAY	CONF	DIV	STREAK
Philadelphia Eagles	1	1	0	.500	43	23	20	0-1-0	1-0-0	1-1-0	0-0-0	Lost 1
Washington	1	1	0	.500	46	49	-3	1-1-0	0-0-0	1-0-0	1-0-0	Won 1
Dallas Cowboys	1	1	0	.500	49	48	1	0-0-0	1-1-0	0-1-0	0-0-0	Won 1
New York Giants	0	2	0	.000	42	57	-15	0-1-0	0-1-0	0-1-0	0-1-0	Lost 2
NORTH DIVISION												
TEAM	W	L	T	PCT	PF	PA	NET PTS	HOME	AWAY	CONF	DIV	STREAK
Chicago Bears	1	1	0	.500	34	51	-17	1-0-0	0-1-0	0-1-0	0-0-0	Won 1
Green Bay Packers	1	1	0	.500	38	55	-17	1-0-0	0-1-0	1-1-0	1-0-0	Won 1
Detroit Lions	0	2	0	.000	50	76	-26	0-1-0	0-1-0	0-2-0	0-1-0	Lost 2
Minnesota Vikings	0	2	0	.000	57	61	-4	0-0-0	0-2-0	0-1-0	0-0-0	Lost 2
SOUTH DIVISION												
TEAM	W	L	T	PCT	PF	PA	NET PTS	HOME	AWAY	CONF	DIV	STREAK
Carolina Panthers	2	0	0	1.000	45	21	24	2-0-0	0-0-0	1-0-0	1-0-0	Won 2
Tampa Bay Buccaneers	2	0	0	1.000	79	54	25	2-0-0	0-0-0	2-0-0	1-0-0	Won 2
New Orleans Saints	1	1	0	.500	45	29	16	1-0-0	0-1-0	1-1-0	0-1-0	Lost 1
Atlanta Falcons	0	2	0	.000	31	80	-49	0-1-0	0-1-0	0-2-0	0-1-0	Lost 2
WEST DIVISION												
TEAM	W	L	T	PCT	PF	PA	NET PTS	HOME	AWAY	CONF	DIV	STREAK
San Francisco 49ers	2	0	0	1.000	58	44	14	0-0-0	2-0-0	2-0-0	0-0-0	Won 2
Los Angeles Rams	2	0	0	1.000	61	38	23	1-0-0	1-0-0	1-0-0	0-0-0	Won 2
Arizona Cardinals	2	0	0	1.000	72	46	26	1-0-0	1-0-0	1-0-0	0-0-0	Won 2
Seattle Seahawks	1	1	0	.500	58	49	9	0-1-0	1-0-0	0-0-0	0-0-0	Lost 1

STEELERS 2021 REGULAR SEASON RECORD WHEN...

CATEGORY	2021 SEASON W-L	CATEGORY	2021 SEASON W-L
STEELERS AT HEINZ FIELD	0-1	IN SEPTEMBER	1-1
STEELERS ON THE ROAD	1-0	IN OCTOBER	0-0
STEELERS ON GRASS	0-1	IN NOVEMBER	0-0
STEELERS ON ARTIFICIAL TURF	1-0	IN DECEMBER	0-0
STEELERS IN DOMES	0-0	IN JANUARY	0-0
STEELERS IN RETRACTABLE ROOF STADIUMS	0-0		
STEELERS OUTDOORS	0-0	ON SUNDAY NIGHT	0-0
STEELERS INDOORS	0-0	ON THURSDAY NIGHT	0-0
HEINZ FIELD ROOF OPEN	0-0	ON MONDAY NIGHT	0-0
HEINZ FIELD ROOF CLOSED	0-0	ON SATURDAY	0-0
STEELERS SCORE FIRST	0-0	DAY GAMES	1-1
OPPONENT SCORES FIRST	1-1	KICKOFF AT 12:00 EDT	0-0
STEELERS SCORE ON FIRST POSSESSION	0-0	KICKOFF AT 3:00/3:05/3:15/3:35 EDT	0-0
STEELERS SCORE 20 OR MORE POINTS	1-0	NIGHT GAMES	0-0
STEELERS SCORE 19 OR LESS POINTS	0-1		
STEELERS ALLOW 20 OR MORE	0-1	VS. AFC NORTH OVERALL	0-0
STEELERS ALLOW 19 OR LESS POINTS	1-0	VS. AFC NORTH AT HOME	0-0
		VS. AFC NORTH ON THE ROAD	0-0
STEELERS LEAD AFTER 1ST QUARTER	0-0	VS. AFC	1-1
STEELERS TRAIL AFTER 1ST QUARTER	1-1	VS. AFC EAST	1-0
SCORE TIED AFTER 1ST QUARTER	0-0	VS. AFC SOUTH	0-0
STEELERS LEAD AT HALFTIME	0-0	VS. AFC WEST	0-1
STEELERS TRAIL AT HALFTIME	1-1		
SCORE TIED AT HALFTIME	0-0	VS. NFC	0-0
STEELERS LEAD AFTER 3RD QUARTER	0-0	VS. NFC EAST	0-0
STEELERS TRAIL AFTER 3RD QUARTER	1-1	VS. NFC SOUTH	0-0
SCORE TIED AFTER 3RD QUARTER	0-0	VS. NFC NORTH	0-0
GAME GOES TO OVERTIME	0-0	VS. NFC WEST	0-0
STEELERS HAVE + TURNOVER RATIO	1-0		
STEELERS HAVE - TURNOVER RATIO	0-1		
TURNOVER RATIO EVEN	0-0		
STEELERS HAVE 30:00+TOP	0-0		
STEELERS HAVE LESS THAN 30:00 TOP	1-1		
STEELERS HAVE 100-YARD RUSHER	0-0		
STEELERS HAVE 300 NET PASSING YARDS	0-0		
STEELERS HAVE 1 100-YARD RECEIVER	0-1		
STEELERS HAVE 2 100-YARD RECEIVERS	0-0		
STEELERS WIN COIN TOSS	1-0		
STEELERS LOSE COIN TOSS	0-1		

NO.	NAME	POS	HT	WT	DOB	EXP	COLLEGE	HOMETOWN	HOW ACQ
27	Allen, Marcus	LB	6-2	215	8/7/1996	2	Penn State	Silver Spring, MD	D5a '18
29	Ballage, Kalen	RB	6-2	231	12/22/1995	4	Arizona State	Falcon, Colo.	FA '20
9	Boswell, Chris	K	6-2	185	3/16/1991	7	Rice	Fort Worth, TX	FA '15
96	Buggs, Isaiah	DE	6-3	295	8/24/1996	3	Alabama	Ruston, LA	D6b '19
55	Bush, Devin	LB	5-11	234	7/18/1998	3	Michigan	Pembroke Pines, FL	D1 '19
11	Claypool, Chase	WR	6-4	238	7/7/1998	2	Notre Dame	Abbotsford, British Columbia, Canada	D2 '20
79	Coward, Rashaad	OL	6-5	319	11/6/1994	2	Old Dominion	Brooklyn, NY	FA '21
73	Davis, Carlos	DT	6-2	320	8/22/1996	2	Nebraska	Blue Springs, MO	FA '20
69	Dotson, Kevin	OL	6-4	321	9/18/1996	2	Louisiana	Plaquemine, LA	D4b '20
85	Ebron, Eric	TE	6-4	253	4/10/1993	8	North Carolina	Newark, NJ	UFA '20
34	Edmunds, Terrell	S	6-1	217	1/20/1997	4	Virginia Tech	Danville, VA	D1 '18
67	Finney, B.J.	C/G	6-4	318	10/26/1991	5	Kansas State	Wichita, KS	UDFA '15
39	Fitzpatrick, Minkah	S	6-1	207	11/17/1996	4	Alabama	Old Bridge, NJ	TR '19 (MIA)
88	Freiermuth, Pat	TE	6-5	258	10/25/1998	R	Penn State	Merrimac, MA	D2 '21
81	Gentry, Zach	TE	6-8	265	9/10/1996	3	Michigan	Albuquerque, NM	D5 '19
54	Gilbert III, Ulysees	ILB	6-0	230	8/9/1997	3	Akron	Ocala, FL	D6c '19
53	Green, Kendrick	C	6-4	315	12/22/1998	R	Illinois	Peoria, IL	D3 '21
23	Haden, Joe	CB	5-11	195	4/14/1989	12	Florida	Fort Washington, MD	FA '17
71	Haeg, Joe	T	6-6	298	3/11/1993	6	North Dakota State	Lake Shore, MN	UFA '21
22	Harris, Najee	RB	6-1	232	4/19/1999	R	Alabama	Antioch, CA	D1 '21
6	Harvin III, Pressley	P	6-0	255	9/17/1998	R	Georgia Tech	Alcoul, SC	D7b '21
3	Haskins, Dwayne	QB	6-4	230	5/3/1997	3	Ohio State	Highland Park, NJ	FA '21
60	Hasseneauer, J.C.	C	6-2	295	9/15/1995	2	Alabama	Woodbury, MN	FA '19
97	Heyward, Cameron	DT	6-5	295	5/6/1989	11	Ohio State	Pittsburgh, PA	D1 '11
56	Hightsmith, Alex	LB	6-4	242	8/7/1997	2	Charlotte	Wilmington, NC	D3 '20
8	Ingram III, Melvin	LB	6-2	247	4/26/1989	9	South Carolina	Rockingham, NC	FA '21
45	Johnson, Buddy	LB	6-2	240	2/27/1999	R	Texas A&M	Dallas, TX	D4b '21
18	Johnson, Dontae	WR	5-10	183	7/5/1996	3	Toldeo	Ruskin, FL	D3a '19
40	Jones, Jamir	OLB	6-3	255	6/14/1998	1	Notre Dame	Rochester, NY	FA '21
28	Killebrew, Miles	S	6-2	222	5/10/1993	6	Southern Utah	Henderson, NV	D-4 '16
46	Kuntz, Christian	LS	6-1	228	4/3/1994	1	Duquesne	Pittsburgh, PA	FA '20
31	Layne, Justin	CB	6-2	192	1/12/1998	3	Michigan State	Cleveland, OH	D3b '19
92	Loudermilk, Isaiahh	DE	6-7	240	10/10/1997	R	Wisconsin	Howard, KN	D5 '21
35	Maulet, Arthur	CB	5-10	190	7/13/1993	5	Memphis	New Orleans, LA	FA '21
14	McCloud, Ray-Ray	WR	5-9	190	10/15/1996	3	Clemson	Tampa, FL	FA '20
99	Mondeau, Henry	DE	6-4	280	9/19/1995	2	Oregon	Portland, OR	FA '19
65	Moore Jr., Dan	OT	6-5	315	9/28/1998	R	Texas A&M	Beaumont, TX	D4a '21
21	Norwood, DJ	DB	6-0	194	4/19/1999	R	Oklahoma	Fort Smith, AR	D7a '21
47	Okorafor, Chukwuma	OL	6-6	320	8/8/1997	4	Western Michigan	Southfield, MI	D3b '18
42	Pierre, James	CB	6-2	185	9/16/1996	2	Florida Atlantic	Deerfield Beach, FL	UDFA '20
7	Roethlisberger, Ben	QB	6-5	240	3/7/1982	18	Miami (OH)	Findlay, OH	D1 '04
2	Rudolph, Mason	QB	6-5	235	6/17/1995	3	Oklahoma State	Rock Hill, SC	D3a '18
93	Schobert, Joe	LB	6-1	240	11/6/1993	6	Wisconsin	Waukesha, Wis.	TR '21 (JAX)
19	Smith-Schuster, JuJu	WR	6-1	215	11/22/1996	5	USC	Long Beach, CA	D2 '17
24	Snell Jr., Benny	RB	5-10	224	2/26/1998	3	Kentucky	Columbus, OH	D4 '19
41	Spillane, Robert	LB	6-1	229	12/14/1995	3	Western Michigan	Oak Park, IL	FA '19
20	Sutton, Cameron	CB	5-11	188	2/27/1995	5	Tennessee	Jonesboro, GA	D3a '17
51	Turner, Trai	G	6-3	315	6/14/1993	8	Louisiana State	New Orleans, LA	FA '21
13	Washington, James	WR	5-11	213	4/2/1996	4	Oklahoma State	Stamford, TX	D2 '18
44	Watt, Derek	FB	6-2	234	11/7/1992	6	Wisconsin	Pewaukee, WI	UFA '20
90	Watt, T.J.	LB	6-4	252	10/11/1994	5	Wisconsin	Pewaukee, WI	D1 '17
25	Witherspoon, Ahkello	CB	6-2	195	3/21/1995	R	Colorado	Sacramento, CA	TR '21 (SEA)
95	Wormley, Chris	DL	6-5	300	10/25/1993	5	Michigan	Toledo, OH	TR '20 (BAL)

Injured Reserve (6)

94	Alualu, Tyson	DE	6-3	304	5/12/1987	11	California	Honolulu, HI	UFA '17
72	Banner, Zach	OT	6-8	335	12/25/1993	5	USC	Lakewood, WA	FA '19
93	Christmas, Demarcus	DT	6-3	302	7/4/1995	1	Florida State	Sarasota, FL	FA '20
5	Dobbs, Joshua	QB	6-3	210	1/26/1995	4	Tennessee	Alpharetta, GA	D4 '17
26	McFarland Jr., Anthony	RB	5-8	193	3/4/1999	2	Maryland	Hyattsville, MD	D4a '20
91	Tuitt, Stephen	DE	6-6	303	5/23/1993	8	Notre Dame	Miami, FL	D2 '14

Practice Squad (15)

61	Archibong, Daniel	DL	6-6	307	9/12/1997	R	Temple	Springfield, Pa.	FA '21
33	Edmunds, Trey	RB	6-2	223	12/30/1994	3	Maryland	Danville, VA	UDFA '18
17	Gilbert, Mark	CB	6-1	175	6/1/1997	R	Duke	Fayetteville, NC	UDFA '21
74	Green, Chaz	T	6-5	318	4/8/1992	6	Florida	Tampa, FL	UFA '21
30	Joseph, Karl	S	5-10	200	9/8/1993	6	West Virginia	Orlando, Fla.	FA '21
77	Legue, John	T	6-7	310	4/17/1996	1	Tulane	Alexandria, LA	FA '20
64	Pridgeon, Malcolm	G	6-7	310	1/20/1995	R	Ohio State	Central Islip, N.Y.	CFA '19
87	Rader, Kevin	TE	6-4	250	4/26/1995	1	Youngstown State	Pittsburgh, PA	FA '19
38	Samuels, Jaylen	RB	6-0	225	7/20/1996	4	North Carolina State	Charlotte, NC	D5b '18
80	Scott, Delontae	LB	6-5	246	1/31/1997	1	SMU	Irving, Texas	FA '20
52	Sims, Steven	WR	5-10	176	2/3/1997	2	Kansas	Houston, TX	FA '21
37	Stiner, Donovan	S	6-2	210	2/31/1999	R	Florida	Houston, TX	UDFA '21
48	Tuszka, Derrek	OLB	6-5	246	7/11/1996	2	North Dakota State	Warner, S.D.	D7b '20
50	Vaughns, Tyler	WR	6-2	184	6/1/1997	R	USC	Pasadena, CA	FA '21
15	White, Cody	WR	6-3	215	11/28/1998	1	Michigan State	Novi, MI	FA '20

Practice Squad Injured (1)

84	Bussey, Rico	WR	6-2	190	2/25/1998	R	Hawaii	Lawton, OK	UDFA '21
----	--------------	----	-----	-----	-----------	---	--------	------------	----------

Reserve/Retired (1)

98	Williams, Vince	LB	6-1	233	12/27/1989	9	Florida State	Davenport, FL	D6b '13
----	-----------------	----	-----	-----	------------	---	---------------	---------------	---------

COACHING STAFF

HEAD COACH: Mike Tomlin

ASSISTANTS: John Mitchell (Asst. Head Coach); Keith Butler (Defensive Coordinator); Matt Canada (Offensive Coordinator); Danny Smith (Special Teams Coordinator); Teryl Austin (Senior Defensive Assistant/Secondary); Grady Brown (Secondary); Karl Dunbar (Defensive Line); Eddie Faulkner (Running Backs); Ike Hilliard (Wide Receivers); Adrian Klemm (Offensive Line); Denzel Martin (Assistant Outside Linebackers); Chris Morgan (Assistant Offensive Line); Jerry Olsavsky (Inside Linebackers); Alfredo Roberts (Tight Ends); Blaine Stewart (Assistant Wide Receivers); Mike Sullivan (Quarterbacks); Matt Tomsho (Quality Control); Garrett Gionmont (Senior Conditioning Coordinator); Marcel Pastoor (Head Strength & Conditioning Coach); Rodain Delus (Strength & Conditioning Assistant).

NO.	NAME	POS	HT	WT	DOB	EXP	COLLEGE	HOMETOWN	HOW ACQ
2	Rudolph, Mason	QB	6-5	235	6/17/1995	3	Oklahoma State	Rock Hill, SC	D3a '18
3	Haskins, Dwayne	QB	6-4	230	5/3/1997	3	Ohio State	Highland Park, NJ	FA '21
6	Harvin III, Pressley	P	6-0	255	5/31/1998	R	Georgia Tech	Akron, OH	D7a '21
7	Rothlisberger, Ben	QB	6-5	240	3/2/1982	18	Miami (OH)	Findlay, OH	D1 '04
8	Ingram III, Melvin	LB	6-2	247	4/26/1989	9	South Carolina	Rockingham, NC	FA '21
9	Boswell, Chris	K	6-2	185	3/16/1991	7	Rice	Fort Worth, TX	FA '15
11	Claypool, Chase	WR	6-4	238	7/7/1998	2	Notre Dame	Abbotsford, British Columbia, Canada	D2 '20
13	Washington, James	WR	5-11	213	4/2/1996	4	Oklahoma State	Stamford, CT	D2 '18
14	McCloud, Ray-Ray	WR	5-9	190	10/15/1996	3	Clemson	Tampa, FL	FA '20
18	Johnson, Diontae	WR	5-10	183	7/5/1996	3	Toldeo	Ruskin, FL	D3a '19
19	Smith-Schuster, JuJu	WR	6-1	215	11/22/1996	5	USC	Long Beach, CA	D2 '17
20	Sutton, Cameron	CB	5-11	188	2/27/1995	5	Tennessee	Jonesboro, GA	D3a '17
21	Norwood, Tre	DB	6-0	194	4/19/1999	R	Oklahoma	Fort Smith, AR	D7a '21
22	Harris, Najee	RB	6-1	232	4/19/1999	R	Alabama	Antioch, CA	D1 '21
23	Haden, Joe	CB	5-11	195	4/14/1989	12	Florida	Fort Washington, MD	FA '17
24	Snell Jr., Benny	RB	5-10	224	2/26/1998	R	Kentucky	Columbus, OH	FA '19
25	Witherspoon, Ahkello	CB	6-2	195	3/21/1999	R	Colorado	Sacramento, CA	D4 '19
27	Allen, Marcus	LB	6-2	215	8/7/1996	2	Penn State	Silver Spring, MD	D5a '18
28	Killebrew, Miles	S	6-2	222	5/10/1993	6	Southern Utah	Henderson, NV	D-4 '16
29	Ballage, Kalen	RB	6-2	231	12/22/1995	4	Arizona State	Falcon, Colo.	FA '19
31	Layne, Justin	CB	6-2	192	1/12/1998	3	Michigan State	Cleveland, OH	D3b '20
34	Edmunds, Terrell	S	6-1	217	1/20/1997	4	Virginia Tech	Danville, VA	D1 '18
35	Maullet, Arthur	CB	5-10	190	7/13/1993	5	Memphis	New Orleans, LA	FA-21
39	Fitzpatrick, Minkah	S	6-1	207	11/17/1996	4	Alabama	Old Bridge, NJ	TR '19 (MIA)
40	Jones, Jamir	OLB	6-3	255	6/14/1998	1	Notre Dame	Rochester, NY	FA '21
41	Spillane, Robert	LB	6-1	229	12/14/1995	3	Western Michigan	Oak Park, IL	FA '19
42	Pierre, James	CB	6-2	185	9/16/1996	2	Florida Atlantic	Deerfield Beach, FL	UDFA '20
44	Watt, Derek	FB	6-2	234	11/7/1992	6	Wisconsin	Pewaukee, WI	UFA '20
45	Johnson, Buddy	LB	6-2	240	2/27/1999	R	Texas A&M	Dallas, TX	D4b '21
46	Kuntz, Christian	LS	6-1	228	4/13/1994	1	Duquesne	Pittsburgh, PA	FA '20
51	Turner, Trai	G	6-3	315	6/14/1993	8	Louisiana State	New Orleans, LA	FA '21
53	Green, Kendrick	C	6-4	315	12/22/1998	R	Illinois	Peoria, IL	D3 '21
54	Gilbert III, Ulysees	ILB	6-0	230	8/9/1997	3	Akron	Ocala, FL	D6c '19
55	Bush, Devin	LB	5-11	234	7/18/1998	3	Michigan	Pembroke Pines, FL	D1 '19
56	Highsmith, Alex	LB	6-4	242	8/7/1997	2	Charlotte	Williamington, NC	D2 '20
60	Hassenaue, J.C.	C	6-2	295	9/15/1995	2	Alabama	Woodbury, MN	FA '19
65	Moore Jr., Dan	OT	6-5	315	9/28/1998	R	Texas A&M	Beaumont, TX	D4a '21
67	Finney, B.J.	C/G	6-4	318	10/26/1991	5	Kansas State	Wichita, KS	UDFA '15
69	Dotson, Kevin	OL	6-4	321	9/18/1996	2	Louisiana	Plaquemine, LA	D4b '20
71	Haeg, Joe	T	6-6	298	3/11/1993	6	North Dakota State	Lake Shore, MN	UDFA '21
73	Davis, Carlos	DT	6-2	320	8/22/1996	2	Nebraska	Blue Springs, MO	D7 '20
76	Okoroafor, Chukwuma	OL	6-6	320	8/8/1998	4	Western Michigan	Southfield, MI	D3b '18
79	Coward, Rashad	OL	6-5	319	1/6/1994	1	Old Dominion	Brooklyn, NY	D7 '20
81	Gentry, Zach	TE	6-8	265	9/10/1996	3	Michigan	Albuquerque, NM	D5 '19
85	Ebron, Eric	TE	6-4	253	4/10/1993	8	North Carolina	Newark, NJ	UFA '20
88	Freiermuth, Pat	TE	6-5	258	10/25/1998	R	Penn State	Merrimac, MA	D2 '21
90	Watt, T.J.	LB	6-4	252	10/11/1994	5	Wisconsin	Pewaukee, WI	D1 '17
92	Loudemilk, Isaiahh	DE	6-7	240	10/10/1997	R	Wisconsin	Howard, KN	D5 '21
93	Schobert, Joe	LB	6-1	240	11/6/1993	6	Wisconsin	Waukesha, Wis.	TR '21 (JAX)
95	Wormley, Chris	DL	6-5	300	10/25/1993	5	Michigan	Toledo, OH	TR '20 (BAL)
96	Buggs, Isaiah	DE	6-3	295	8/24/1996	3	Alabama	Ruston, LA	D6b '19
97	Heyward, Cameron	DT	6-5	295	5/6/1989	11	Ohio State	Pittsburgh, PA	D1 '11
99	Mondeaux, Henry	DE	6-4	280	9/19/1995	2	Oregon	Portland, OR	FA '19

Practice Squad (15)

15	White, Cody	WR	6-3	215	11/28/1998	1	Michigan State	Novi, MI	FA-20
17	Gilbert, Mark	CB	6-1	175	6/1/1997	R	Duke	Fayetteville, NC	UDFA '21
30	Joseph, Karl	S	5-10	200	9/8/1993	6	West Virginia	Orlando, Fla.	FA '21
33	Edmunds, Trey	RB	6-2	223	12/30/1994	3	Maryland	Danville, VA	UDFA '18
37	Stiner, Donovan	S	6-2	210	2/11/1999	R	Florida	Houston, TX	UDFA '21
38	Samuels, Jaylen	RB	6-0	225	7/20/1996	4	North Carolina State	Charlotte, NC	D5b '18
48	Tuszk, Derreck	OLB	6-5	246	7/11/1996	2	North Dakota State	Warner, S.D.	D7b '20
50	Scott, Delontae	LB	6-5	246	1/21/1997	1	SMU	Irving, Texas	FA-20
50	Vaughns, Tyler	WR	6-2	184	6/1/1997	R	USC	Pasadena, CA	FA '21
61	Archibong, Daniel	DL	6-6	307	9/12/1997	R	Temple	Springfield, Pa.	FA '21
64	Pridgeon, Malcolm	G	6-7	310	1/20/1995	R	Ohio State	Central Islip, N.Y.	CFA-'19
74	Green, Chaz	T	6-5	318	4/8/1992	6	Florida	Tampa, FL	UFA '21
77	Leglue, John	T	6-7	310	4/17/1996	1	Tulane	Alexandria, LA	FA '20
82	Sims, Steven	WR	5-10	176	3/31/1997	2	Kansas	Houston, TX	FA '21
87	Rader, Kevin	TE	6-4	250	4/26/1995	1	Youngstown State	Pittsburgh, PA	FA '19

Injured Reserve (6)

5	Dobbs, Joshua	QB	6-3	210	1/26/1995	4	Tennessee	Alpharetta, GA	D4 '17
26	McFarland Jr., Anthony	RB	5-8	193	3/4/1999	2	Maryland	Hyattsville, MD	D4a '20
72	Banner, Zach	OT	6-8	335	12/25/1993	5	USC	Lakewood, WA	FA '19
91	Tuitt, Stephen	DE	6-6	303	5/23/1993	8	Notre Dame	Miami, FL	D2 '14
93	Christmas, Demarcus	DT	6-3	302	7/4/1995	1	Florida State	Sarasota, FL	FA '20
94	Alualu, Tyson	DE	6-3	304	5/12/1987	11	California	Honolulu, HI	UFA '17

Practice Squad Injured (1)

84	Bussey, Rico	WR	6-2	190	2/25/1998	R	Hawaii	Lawton, OK	UDFA '21
----	--------------	----	-----	-----	-----------	---	--------	------------	----------

Reserve/Retired (1)

98	Williams, Vince	LB	6-1	233	12/27/1989	9	Florida State	Davenport, FL	D6b '13
----	-----------------	----	-----	-----	------------	---	---------------	---------------	---------

COACHING STAFF

HEAD COACH: Mike Tomlin
ASSISTANTS: John Mitchell (Asst. Head Coach); Keith Butler (Defensive Coordinator); Matt Canada (Offensive Coordinator); Danny Smith (Special Teams Coordinator); Teryl Austin (Senior Defensive Assistant/Secondary); Grady Brown (Secondary); Karl Dunbar (Defensive Line); Eddie Faulkner (Running Backs); Ike Hillard (Wide Receivers); Adrian Klemm (Offensive Line); Denzel Martin (Assistant Outside Linebackers); Chris Morgan (Assistant Offensive Line); Jerry Olsavsky (Inside Linebackers); Alfredo Roberts (Tight Ends); Blaine Stewart (Assistant Wide Receivers); Mike Sullivan (Quarterbacks); Matt Tomsho (Quality Control); Garrett Gionmont (Senior Conditioning Coordinator); Marcel Pastoor (Head Strength & Conditioning Coach); Rodan Delus (Strength & Conditioning Assistant).

QUARTERBACKS (3)

2 Mason Rudolph	QB	3 Dwayne Haskins	QB
7 Ben Roethlisberger	QB		

RUNNING BACKS (4)

22 Najee Harris	RB	24 Benny Snell Jr.	RB
29 Kalen Ballage	RB	44 Derek Watt	FB

WIDE RECEIVERS (5)

11 Chase Claypool	WR	13 James Washington	WR
14 Ray-Ray McCloud	WR	18 Diontae Johnson	WR
19 JuJu Smith-Schuster	WR		

TIGHT ENDS (3)

81 Zach Gentry	TE	85 Eric Ebron	TE
88 Pat Freiermuth	TE		

OFFENSIVE LINE (9)

51 Trai Turner	G	53 Kendrick Green	C
60 J.C. Hassenauer	C	65 Dan Moore Jr.	OT
67 B.J. Finney	C/G	69 Kevin Dotson	OL
71 Joe Haeg	T	76 Chukwuma Okorafor	OL
79 Rashaad Coward	OL		

LINEBACKERS (10)

8 Melvin Ingram III	LB	27 Marcus Allen	LB
40 Jamir Jones	OLB	41 Robert Spillane	LB
45 Buddy Johnson	LB	54 Ulysees Gilbert III	ILB
55 Devin Bush	LB	56 Alex Highsmith	LB
90 T.J. Watt	LB	93 Joe Schobert	LB

DEFENSIVE BACKS (10)

20 Cameron Sutton	CB	21 Tre Norwood	DB
23 Joe Haden	CB	25 Ahkello Witherspoon	CB
28 Miles Killebrew	S	31 Justin Layne	CB
34 Terrell Edmunds	S	35 Arthur Maulet	CB
39 Minkah Fitzpatrick	S	42 James Pierre	CB

DEFENSIVE LINE (6)

73 Carlos Davis	DT	92 Isaiahh Loudermilk	DE
95 Chris Wormley	DL	96 Isaiah Buggs	DE
97 Cameron Heyward	DT	99 Henry Mondeaux	DE

SPECIALISTS (3)

6 Pressley Harvin III	P	9 Chris Boswell	K
46 Christian Kuntz	LS		

2021 PITTSBURGH STEELERS EXPERIENCE (AS OF SEPTEMBER 26, 2021)

NO	NAME	POS	HT	WT	DOB	AGE	EXP	COLLEGE	HOMETOWN	HOW ACQ	GP	GS	DPN	INA
EIGHTEENTH SEASON (1)														
7	Ben Roethlisberger	QB	6-5	240	03/02/82	39	18	Miami (OH)	Findlay, OH	D1 '04	2	2	0	0
TWELFTH SEASON (1)														
23	Joe Haden	CB	5-11	195	04/14/89	32	12	Florida	Fort Washington, MD	FA '17	1	1	0	1
ELEVENTH SEASON (1)														
97	Cameron Heyward	DT	6-5	295	05/06/89	32	11	Ohio State	Pittsburgh, PA	D1 '11	2	2	0	0
NINTH SEASON (1)														
8	Melvin Ingram III	LB	6-2	247	04/26/89	32	9	South Carolina	Rockingham, NC	FA '21	2	0	0	0
EIGHTH SEASON (2)														
85	Eric Ebron	TE	6-4	253	04/10/93	28	8	North Carolina	Newark, NJ	UFA '20	2	1	0	0
51	Trai Turner	G	6-3	315	06/14/93	28	8	Louisiana State	New Orleans, LA	FA '21	2	2	0	0
SEVENTH SEASON (1)														
9	Chris Boswell	K	6-2	185	03/16/91	30	7	Rice	Fort Worth, TX	FA '15	2	0	0	0
SIXTH SEASON (4)														
44	Derek Watt	FB	6-2	234	11/07/92	28	6	Wisconsin	Pewaukee, WI	UFA '20	2	0	0	0
71	Joe Haeg	T	6-6	298	03/11/93	28	6	North Dakota State	Lake Shore, MN	UFA '21	2	0	0	0
93	Joe Schobert	LB	6-1	240	11/06/93	27	6	Wisconsin	Waukesha, Wis.	TR '21 (JAX)	2	2	0	0
28	Miles Killebrew	S	6-2	222	05/10/93	28	6	Southern Utah	Henderson, NV	D-4 '16	2	0	0	0
FIFTH SEASON (6)														
35	Arthur Maulet	CB	5-10	190	07/13/93	28	5	Memphis	New Orleans, LA	FA-21	2	0	0	0
67	B.J. Finney	C/G	6-4	318	10/26/91	29	5	Kansas State	Wichita, KS	UDFA '15	1	0	1	0
20	Cameron Sutton	CB	5-11	188	02/27/95	26	5	Tennessee	Jonesboro, GA	D3a '17	2	2	0	0
95	Chris Wormley	DL	6-5	300	10/25/93	27	5	Michigan	Toledo, OH	TR '20 (BAL)	2	1	0	0
19	JuJu Smith-Schuster	WR	6-1	215	11/22/96	24	5	USC	Long Beach, CA	D2 '17	2	2	0	0
90	T.J. Watt	LB	6-4	252	10/11/94	26	5	Wisconsin	Pewaukee, WI	D1 '17	2	2	0	0
FOURTH SEASON (5)														
76	Chukwuma Okorafor	OL	6-6	320	08/08/97	24	4	Western Michigan	Southfield, MI	D3b '18	2	2	0	0
13	James Washington	WR	5-11	213	04/02/96	25	4	Oklahoma State	Stamford, TX	D2 '18	2	0	0	0
29	Kalen Ballage	RB	6-2	231	12/22/95	25	4	Arizona State	Falcon, Colo.	FA '20	2	0	0	0
39	Minkah Fitzpatrick	S	6-1	207	11/17/96	24	4	Alabama	Old Bridge, NJ	TR '19 (MIA)	2	2	0	0
34	Terrell Edmunds	S	6-1	217	01/20/97	24	4	Virginia Tech	Danville, VA	D1 '18	2	2	0	0
THIRD SEASON (11)														
24	Benny Snell Jr.	RB	5-10	224	02/26/98	23	3	Kentucky	Columbus, OH	D4 '19	2	0	0	0
55	Devin Bush	LB	5-11	234	07/18/98	23	3	Michigan	Pembroke Pines, FL	D1 '19	1	1	0	1
18	Diontae Johnson	WR	5-10	183	07/05/96	25	3	Toldeo	Ruskin, FL	D3a '19	2	2	0	0
3	Dwayne Haskins	QB	6-4	230	05/03/97	24	3	Ohio State	Highland Park, NJ	FA '21	0	0	0	2
96	Isaiah Buggs	DE	6-3	295	08/24/96	25	3	Alabama	Ruston, LA	D6b '19	2	0	0	0
31	Justin Layne	CB	6-2	192	01/12/98	23	3	Michigan State	Cleveland, OH	D3b '19	2	0	0	0
2	Mason Rudolph	QB	6-5	235	06/17/95	26	3	Oklahoma State	Rock Hill, SC	D3a '18	0	0	2	0
14	Ray-Ray McCloud	WR	5-9	190	10/15/96	24	3	Clemson	Tampa, FL	FA '20	2	0	0	0
41	Robert Spillane	LB	6-1	229	12/14/95	25	3	Western Michigan	Oak Park, IL	FA '19	1	1	0	1
54	Ulysees Gilbert III	ILB	6-0	230	08/09/97	24	3	Akron	Ocala, FL	D6c '19	2	0	0	0
81	Zach Gentry	TE	6-8	265	09/10/96	25	3	Michigan	Albuquerque, NM	D5 '19	2	0	0	0
SECOND SEASON (9)														
56	Alex Highsmith	LB	6-4	242	08/07/97	24	2	Charlotte	Wilmington, NC	D3 '20	2	2	0	0
73	Carlos Davis	DT	6-2	320	08/22/96	25	2	Nebraska	Blue Springs, MO	D7 '20	1	0	0	1
11	Chase Claypool	WR	6-4	238	07/07/98	23	2	Notre Dame	Abbotsford, British Columbia, Canada	D2 '20	2	1	0	0
99	Henry Mondeaux	DE	6-4	280	09/19/95	26	2	Oregon	Portland, OR	FA '19	0	0	0	0
60	J.C. Hassenauer	C	6-2	295	09/15/95	26	2	Alabama	Woodbury, MN	FA '19	2	0	0	0
42	James Pierre	CB	6-2	185	09/16/96	25	2	Florida Atlantic	Deerfield Beach, FL	UDFA '20	2	1	0	0
69	Kevin Dotson	OL	6-4	321	09/18/96	25	2	Louisiana	Plaquemine, LA	D4b '20	2	2	0	0
27	Marcus Allen	LB	6-2	215	08/07/96	25	2	Penn State	Silver Spring, MD	D5a '18	2	0	0	0
79	Rashaad Coward	OL	6-5	319	11/06/94	26	2	Old Dominion	Brooklyn, NY	FA '21	0	0	0	2
FIRST SEASON (2)														
46	Christian Kuntz	LS	6-1	228	04/13/94	27	1	Duquesne	Pittsburgh, PA	FA '20	2	0	0	0
40	Jamir Jones	OLB	6-3	255	06/14/98	23	1	Notre Dame	Rochester, NY	FA '21	2	0	0	0
ROOKIE (9)														
25	Ahkello Witherspoon	CB	6-2	195	03/21/95	26	R	Colorado	Sacramento, CA	TR '21 (SEA)	1	0	0	1
45	Buddy Johnson	LB	6-2	240	02/27/99	22	R	Texas A&M	Dallas, TX	D4b '21	2	0	0	0
65	Dan Moore Jr.	OT	6-5	315	09/28/98	22	R	Texas A&M	Beaumont, TX	D4a '21	2	2	0	0
92	Isaiah Luderer	DE	6-7	240	10/10/97	23	R	Wisconsin	Howard, IN	D5 '21	1	0	0	1
53	Kendrick Green	C	6-4	315	12/22/98	22	R	Illinois	Peoria, IL	D3 '21	2	2	0	0
22	Najee Harris	RB	6-1	232	04/19/99	22	R	Alabama	Antioch, CA	D1 '21	2	2	0	0
88	Pat Freiermuth	TE	6-5	258	10/25/98	22	R	Penn State	Merrimack, MA	D2 '21	2	2	0	0
6	Pressley Harvin III	P	6-0	255	09/17/98	23	R	Georgia Tech	Alcolu, SC	D7b '21	2	0	0	0
21	Tre Norwood	DB	6-0	194	04/19/99	22	R	Oklahoma	Fort Smith, AR	D7a '21	2	1	0	0

YEAR	DRAFTTEES (29)	FREE AGENTS (15)	COLLEGE FREE AGENTS (2)	TRADES/WAIVERS (3)
2021	RB Najee Harris (1) TE Pat Freiermuth (2) C Kendrick Green (3) OT Dan Moore Jr. (4a) LB Buddy Johnson (4b) DE Isaiahh Loudermilk (5) DB Tre Norwood (7a) P Pressley Harvin III (7b)	RB Kalen Ballage (FA '20) OL Rashaad Coward (FA '21) T Joe Haeg (UFA '21) QB Dwayne Haskins (FA '21) LB Melvin Ingram III (FA '21) OLB Jamir Jones (FA '21) CB Arthur Maulet (FA-21) G Trai Turner (FA '21)		LB Joe Schobert (TR '21 JAX)
2020	WR Chase Claypool (2) LB Alex Highsmith (3) OL Kevin Dotson (4) DT Carlos Davis (7)	TE Eric Ebron (UFA' 20) LS Christian Kuntz (FA '20) WR Ray-Ray McCloud (FA '20) FB Derek Watt (FA' 20)	CB James Pierre (UDFA' 20)	DL Chris Wormley (TR '20 BAL)
2019	LB Devin Bush (1) WR Dontae Johnson (3) CB Justin Layne (3) RB Benny Snell Jr. (4) TE Zach Gentry (5) DE Isaiah Buggs (6) ILB Ulysees Gilbert III (6)	C J.C. Hassenauer (FA '19) DE Henry Mondeaux (FA '19) LB Robert Spillane (FA '19)		S Minkah Fitzpatrick (TR '19 MIA)
2018	S Terrell Edmunds (1) OL Chukwuma Okorafor (3) QB Mason Rudolph (3) LB Marcus Allen (5)			
2017	LB T.J. Watt (1) WR JuJu Smith-Schuster (2) CB Cameron Sutton (3)			
2016	S Miles Killebrew (4)			
2015			C/G B.J. Finney (UDFA '15)	
2011	DT Cameron Heyward (1)			
2004	QB Ben Roethlisberger (1)			

(As of September 21, 2021)

OFFENSE

WR	19 JuJu Smith-Schuster	14 Ray-Ray McCloud	
WR	18 Diontae Johnson	13 James Washington	
WR	11 Chase Claypool		
LT	65 <u>Dan Moore Jr.</u>	71 Joe Haeg	
LG	69 Kevin Dotson	79 Rashaad Coward	
C	53 <u>Kendrick Green</u>	60 J.C. Hassenauer	
RG	51 Trai Turner	67 B.J. Finney	
RT	76 Chukwuma Okorafor	71 Joe Haeg	
TE	85 Eric Ebron	-or- 88 <u>Pat Freiermuth</u>	81 Zach Gentry
QB	7 Ben Roethlisberger	2 Mason Rudolph	3 Dwayne Haskins
RB	22 <u>Najee Harris</u>	24 Benny Snell Jr.	29 Kalen Ballage
FB	44 Derek Watt		

DEFENSE

DT	97 Cameron Heyward	92 <u>Isaiah Luderer</u>	
DE	95 Chris Wormley	73 Carlos Davis	
NT	96 Isaiah Buggs	99 Henry Mondeaux	
LOLB	90 T.J. Watt	8 Melvin Ingram III	40 Jamir Jones
LILB	55 Devin Bush	27 Marcus Allen	54 Ulysees Gilbert III
RILB	93 Joe Schobert	41 Robert Spillane	45 <u>Buddy Johnson</u>
ROLB	56 Alex Highsmith	8 Melvin Ingram III	40 Jamir Jones
LCB	23 Joe Haden	31 Justin Layne	25 Ahkello Witherspoon
RCB	20 Cameron Sutton	42 James Pierre	35 Arthur Maulet
SS	34 Terrell Edmunds	28 Miles Killebrew	
FS	39 Minkah Fitzpatrick	21 <u>Tre Norwood</u>	

SPECIALISTS

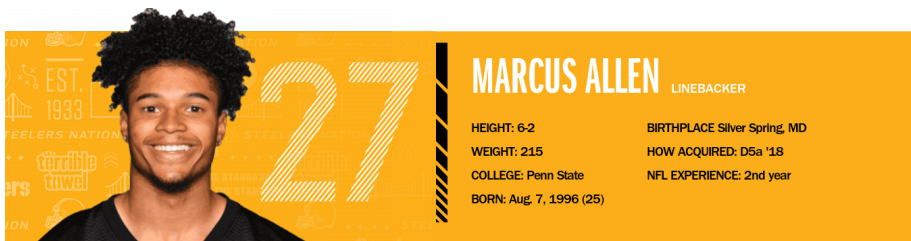
K	9 Chris Boswell		
H	6 <u>Pressley Harvin III</u>		
P	6 <u>Pressley Harvin III</u>		
LS	46 Christian Kuntz		
PR	14 Ray-Ray McCloud	18 Diontae Johnson	42 James Pierre
KR	14 Ray-Ray McCloud	24 Benny Snell Jr.	42 James Pierre

PRONUNCIATION GUIDE

Kalen Ballage	bull-AHGE	Henry Mondeaux	Mahn-do
Rashaad Coward	ruh-SHADD	Chukwuma Okorafor	Chuck-WOO-muh oh-KOR-uh-for
Pat Freiermuth	Friar-smooth	Ben Roethlisberger	Roth-lis-ber-ger
Najee Harris	NAH-gee	Joe Schobert	SHOW-ber
Miles Killebrew	KILLA-brew	Robert Spillane	Spuh-LANE
Arthur Maulet	mah-LETT	Ahkello Witherspoon	uh-KELL-oh

DATE	POS.	PLAYER	TRANSACTION	POS.	PLAYER	TRANSACTION
Mon., Sep. 20	DL	Tyson Alualu	Placed on the Reserve/Injured List	DL	Henry Mondeaux	Promoted to Active Roster
Fri., Sep. 10	LB	T.J. Watt	Signed to five-year contract			
Fri., Sep. 3	CB	Akhello Witherspoon	Acquired from Seattle for 2023 fifth-round draft pick	DE	Henry Mondeaux	Released
Wed., Sep. 1	WR	Rico Bussey	Signed Practice Squad	WR	Cody White	Signed Practice Squad
	RB	Trey Edmunds	Signed Practice Squad	RB	Jaylen Samuels	Signed Practice Squad
	OL	Chaz Green	Signed Practice Squad	OL	John Leglue	Signed Practice Squad
	TE	Kevin Rader	Signed Practice Squad	DB	Mark Gilbert	Signed Practice Squad
	DB	Donovan Stiner	Signed Practice Squad	WR	Steven Sims Sr.	Signed Practice Squad
	OL	Malcolm Pridgeon	Signed Practice Squad	LB	Derrek Tuszka	Signed Practice Squad
	DL	Daniel Archibong	Signed Practice Squad	S	Karl Joseph	Signed Practice Squad
	OL	Zach Banner	Reserve/Injured List	RB	Anthony McFarland Jr.	Reserve/Injured List
	DE	Stephon Tuitt	Reserve/Injured List	G	Rashaad Coward	Promoted to Active Roster
	OL	B.J. Finney	Promoted to Active Roster	DB	Arthur Maulet	Promoted to Active Roster
Tue., Aug. 31	WR	Rico Bussey	Released	WR	Cody White	Released
	RB	Trey Edmunds	Released	RB	Jaylen Samuels	Released
	G	Rashaad Coward	Released	OL	B.J. Finney	Released
	OL	Chaz Green	Released	OL	John Leglue	Released
	TE	Kevin Rader	Released	RUSH	Cassius Marsh	Released
	JACK	Quincy Roche	Released	LB	Jamar Watson	Released
	DB	Mark Gilbert	Released	DB	Arthur Maulet	Released
	DB	Donovan Stiner	Released	P	Jordan Berry	Released
	LS	Kameron Canaday	Released	QB	Joshua Dobbs	Reserve/Injured List
Sat., Aug. 28	TE	Marcus Baugh	Released	RB	Tony Brooks-James	Released
	CB	Shakur Brown	Released	DL	T.J. Carter	Released
	WR	Anthony Johnson	Released	CB	Lafayette Pitts	Released
	G	Malcolm Pridgeon	Released	WR	Mathew Sexton	Released
	S	Lamont Wade	Released			
Tue., Aug. 24	S	Antoine Brooks Jr.	Waived/Injured	LB	Calvin Bundance	Released
	RB	Pete Guerriero	Released	OL	Aviante Collins	Released
	WR	Tyler Simmons	Released			
Tue., Aug. 17	K	Sam Sloman	Released	DB	Stephen Denmark	Released
	DL	Abdullah Anderson	Released	OL	Brandon Walton	Released
	WR	Isaiah McKoy	Released			
Sat., Aug. 14	LB	Tegray Scales	Waived	LB	Joe Schobert	Acquired from Jacksonville for a 2022 sixth-round draft pick
Mon., Aug. 9	DL	Calvin Taylor	Waived/Injured	G	Malcolm Pridgeon	Signed
Sun., Aug. 8	RB	Pete Guerriero	Signed			
Fri., Aug. 6	DB	Lafayette Pitts	Signed			
Wed., Aug. 4	OT	Anthony Coyle	Waived/Injured	DB	DeMarkus Acy	Waived/Injured
Tue., Aug. 3	LB	Jarvis Miller	Released	RB	Tony Brooks-James	Signed
Fri., Jul. 30	TE	Dax Raymond	Waived/Injured	TE	Marcus Baugh	Signed
Thu., Jul. 22	LB	Calvin Bundance	Signed			
Wed., Jul. 21	LB	Vince Williams	Retired	C	Kendrick Green	Signed
Tue., Jul. 20	OT	Chaz Green	Signed to one-year contract	LB	Melvin Ingram III	Signed to one-year contract
Thu., Jul. 1	DT	Demarcus Christmas	Waived/Injured	K	Sam Sloman	Signed to one-year contract
Fri., Jun. 25	G	Trai Turner	Signed to one-year contract			
Thu., Jun. 24	G	David DeCastro	Released			
Tue., May. 25	TE	Pat Freiermuth	Signed	RB	Najee Harris	Signed
Tue., May. 18	LB	Buddy Johnson	Signed	OT	Dan Moore Jr.	Signed
Sat., May. 15	P	Pressley Harvin III	Signed	DB	Tre Norwood	Signed
	LB	Quincy Roche	Signed	DE	Isaiah Loudermilk	Signed
Fri., May. 7	CB	Trevor Williams	Waived	S	John Battle	Waived
	S	Arthur Maulet	Signed to one-year contract			
Mon., May. 3	P	Corliss Waitman	Waived	TE	Charles Jones	Waived
	CB	DeMarkus Acy	Signed to one-year contract			
Sat., May. 1	LB	Calvin Bundance	Agreed to terms with undrafted rookie free agent	LB	Jamar Watson	Agreed to terms with undrafted rookie free agent
	CB	Mark Gilbert	Agreed to terms with undrafted rookie free agent	CB	Shakur Brown	Agreed to terms with undrafted rookie free agent
	S	Donovan Stiner	Agreed to terms with undrafted rookie free agent	S	Lamont Wade	Agreed to terms with undrafted rookie free agent
	WR	Isaiah McKoy	Agreed to terms with undrafted rookie free agent	WR	Rico Bussey	Agreed to terms with undrafted rookie free agent
	P	Pressley Harvin III	Drafted in the 7th round of the 2021 NFL Draft (254th overall)	S	Tre Norwood	Drafted in the 7th round of the 2021 NFL Draft (245th overall)

	LB	Quincy Roche	Drafted in the 6th round of the 2021 NFL Draft (216th overall)	DE	Isaiahh Loudermilk	Drafted in the 5th round of the 2021 NFL Draft (156th overall)
	LB	Buddy Johnson	Drafted in the 4th round of the 2021 NFL Draft (140th overall)	OT	Dan Moore Jr.	Drafted in the 4th round of the 2021 NFL Draft (128th overall)
Fri., Apr. 30	OL	Kendrick Green	Drafted in the 3rd round of the 2021 NFL Draft (87th overall)	TE	Pat Freiermuth	Drafted in the 2nd round of the 2021 NFL Draft (55th overall)
Thu., Apr. 29	QB	Mason Rudolph	Signed to one-year contract extension through 2022	RB	Najee Harris	Drafted in the 1st round of the 2021 NFL Draft (24th overall)
Mon., Apr. 19	QB	Joshua Dobbs	Signed to one-year contract			
Thu., Apr. 15	LB	Vince Williams	Signed to one-year contract			
Fri., Apr. 9	DE	T.J. Carter	Signed			
Wed., Apr. 7	LB	Jamir Jones	Signed			
Thu., Apr. 1	DL	Tyson Alualu	Signed to two-year contract			
Wed., Mar. 31	LB	Jarvis Miller	Signed	WR	Mathew Sexton	Signed
Tue., Mar. 30	OL	Rashaad Coward	Signed to one-year contract	RB	Kalen Ballage	Signed to one-year contract
Mon., Mar. 29	P	Jordan Berry	Signed to one-year contract			
Wed., Mar. 24	LB	Robert Spillane	Signed to one-year contract	OL	Joe Haeg	Signed to one-year contract
	DB	Miles Killebrew	Signed to one-year contract	LB	Cassius Marsh	Signed to one-year contract
Tue., Mar. 23	CB	Steven Nelson	Terminated contract			
Mon., Mar. 22	WR	Tyler Simmons	Signed to one-year contract	DE	Chris Wormley	Signed to two-year contract
Sat., Mar. 20	CB	Cameron Sutton	Signed to two-year contract			
Fri., Mar. 19	WR	JuJu Smith-Schuster	Signed to one-year contract			
Thu., Mar. 18	OL	Zach Banner	Signed to two-year contract			
Tue., Mar. 16	LB	Vince Williams	Terminated contract			
Fri., Mar. 12	OL	B.J. Finney	Signed to one-year contract			
Thu., Mar. 11	WR	Ray-Ray McCloud III	Signed to one-year contract			
Tue., Mar. 9	LB	Marcus Allen	Signed to one-year contract			
Mon., Mar. 8	OL	J.C. Hassenauer	Signed to one-year contract			
Fri., Feb. 12	C	Maurkice Pouncey	Retired			
Tue., Feb. 2	OT	Aviante Collins	Signed Reserve/Future contract			
Fri., Jan. 22	TE	Vance McDonald	Retired			
Thu., Jan. 21	DB	Stephen Denmark	Signed Reserve/Future contract	TE	Charles Jones	Signed Reserve/Future contract
	TE	Dax Raymond	Signed Reserve/Future contract	QB	Dwayne Haskins Jr.	Signed Reserve/Future contract
Fri., Jan. 15	RB	Trey Edmunds	Signed Reserve/Future contract	OT	Jarron Jones	Signed Reserve/Future contract
Thu., Jan. 14	LB	Tegray Scales	Signed Reserve/Future contract	DT	Demarcus Christmas	Signed Reserve/Future contract
	DE	Calvin Taylor	Signed Reserve/Future contract	P	Corliss Waitman	Signed Reserve/Future contract
	LS	Christian Kuntz	Signed Reserve/Future contract	OT	John Leglue	Signed Reserve/Future contract
	CB	Trevor Williams	Signed Reserve/Future contract	WR	Anthony Johnson	Signed Reserve/Future contract
	WR	Cody White	Signed Reserve/Future contract	TE	Kevin Rader	Signed Reserve/Future contract
	T	Anthony Coyle	Signed Reserve/Future contract	T	Brandon Walton	Signed Reserve/Future contract
	S	John Battle	Signed Reserve/Future contract			



REGULAR SEASON COMPARISON: DEFENSIVE - CINCINNATI BENGALS

DATE	OPP	TACKLES										MISC		
		W/L	GP/GS	TOT	SOLO	ASST	SACK	YDS.	INT	TFL	PD	QBH	TD	FF
12/30/18 PIT vs. CIN		W	P	1	1	0	0.0	0.0	0	0	0	0	0	0
11/15/20 PIT vs. CIN		W	P	1	0	1	0.0	0.0	0	0	0	0	0	0
12/21/20 PIT @ CIN		L	S	6	2	4	0.0	0.0	0	0	0	1	0	0
TOTALS		2/1	3/1	8	3	5	0.0	0.0	0	0	0	1	0	0

MARCUS ALLEN'S NFL REGULAR SEASON DEFENSIVE STATISTICS

		TACKLES										INTERCEPTIONS					O. FUMB				ST				MISC		
DATE	TEAM	GP	GS	TK	S	A	TFL	YDS	SK	YDS	QBH	NO	YDS	LG	TD	PD	FF	FR	TD	YDS	TK	S	A	FF	FR	S	A
2018	Steelers	2	0	2	1	1	0	0	0.0	0.0	0	0	0	0	0	0	0	0	0	0	0	0	0	0	0	0	0
2019	Steelers	1	0	0	0	0	0	0	0.0	0.0	0	0	0	0	0	0	0	0	0	0	0	0	0	0	0	0	0
2020	Steelers	14	2	24	14	10	2	3	0.0	0.0	2	0	0	0	0	0	0	0	0	0	6	5	1	0	0	0	0
2021	Steelers	2	0	0	0	0	0	0	0.0	0.0	0	0	0	0	0	0	0	0	0	0	0	0	0	0	0	0	0
NFL TOTALS		19	2	26	15	11	2	3	0.0	0.0	2	0	0	0	0	0	0	0	0	0	6	5	1	0	0	0	0

MARCUS ALLEN'S NFL POSTSEASON DEFENSIVE STATISTICS

[illegible]

SINGLE-GAME HIGHS: DEFENSIVE

Special Teams Tackles 2 vs. Houston Texans, Sep 27, 2020
1 vs. Baltimore Ravens, Dec 02, 2020
...2 more at 1.


2018 GAME-BY-GAME REGULAR-SEASON STATISTICS (STEELERS)

[illegible]

[illegible]

DATE	OPPONENT	P/S	TACKLES							INTERCEPTIONS				O. FUMB			ST			MISC		W/L	SCORE			
			TK	S	A	SK	YDS	TFL	YDS	QBH	NO	YDS	LG	TD	PD	FF	FR	TD	YDS	TK	S			A	FF	FR
09/14	at Giants	P	0	0	0	0.0	0.0	0	0	0	0	0	0	0	0	0	0	0	0	0	0	0	0	0	W	26-16
09/20	Broncos	P	0	0	0	0.0	0.0	0	0	0	0	0	0	0	0	0	0	0	0	0	0	0	0	0	W	26-21
09/27	Texans	P	0	0	0	0.0	0.0	0	0	0	0	0	0	0	0	0	0	0	2	2	0	0	0	0	W	28-21
10/11	Eagles	P	INACTIVE																						W	38-29
10/18	Browns	P	0	0	0	0.0	0.0	0	0	0	0	0	0	0	0	0	0	0	0	0	0	0	0	0	W	38-7
10/25	at Titans	P	0	0	0	0.0	0.0	0	0	0	0	0	0	0	0	0	0	0	1	1	0	0	0	0	W	27-24
11/01	at Ravens	P	0	0	0	0.0	0.0	0	0	0	0	0	0	0	0	0	0	0	1	1	0	0	0	0	W	28-24
11/08	at Cowboys	P	1	0	1	0.0	0.0	0	0	0	0	0	0	0	0	0	0	0	0	0	0	0	0	0	W	24-19
11/15	Bengals	P	1	0	1	0.0	0.0	0	0	0	0	0	0	0	0	0	0	0	1	1	0	0	0	0	W	36-10
11/22	at Jaguars	P	0	0	0	0.0	0.0	0	0	0	0	0	0	0	0	0	0	0	0	0	0	0	0	0	W	27-3
12/02	Ravens	P	1	1	0	0.0	0.0	0	0	0	0	0	0	0	0	0	0	0	1	1	0	0	0	0	W	19-14
12/07	Washington	P	0	0	0	0.0	0.0	0	0	1	0	0	0	0	0	0	0	0	0	0	0	0	0	0	L	17-23
12/13	at Bills	S	8	5	3	0.0	0.0	1	2	0	0	0	0	0	0	0	0	0	0	0	0	0	0	0	L	15-26
12/21	at Bengals	S	6	2	4	0.0	0.0	0	0	1	0	0	0	0	0	0	0	0	0	0	0	0	0	0	L	17-27
12/27	Colts	P	INACTIVE																						W	28-24
01/03	at Browns	P	7	6	1	0.0	0.0	1	1	0	0	0	0	0	0	0	0	0	0	0	0	0	0	0	L	22-24
2020 TOTALS			14-2	24	14	10	0.0	0.0	2	3	2	0	0	0	0	0	0	0	6	5	1	0	0	0	12-4	

[illegible][illegible]



29

KALEN BALLAGE

(bull-AHGE)

HEIGHT: 6-2 BIRTHPLACE: Falcon, Colo.
WEIGHT: 231 HOW ACQUIRED: FA '20
COLLEGE: Arizona State NFL EXPERIENCE: 4th year
BORN: Dec. 22, 1995 (25)

KALEN BALLAGE'S NFL REGULAR SEASON RUSHING/RECEIVING STATISTICS

DATE	TEAM	GP	GS	RUSHING					RECEIVING				
				NO.	YDS.	AVG.	LG	TD	NO.	YDS.	AVG.	LG	TD
2018	Dolphins	12	0	36	191	5.3	75t	1	9	56	6.2	31	0
2019	Dolphins	12	6	74	135	1.8	8	3	14	63	4.5	13	0
2020	Dolphins	0	0	0	0	0.0	0	0	0	0	0.0	0	0
Went from Miami to N.Y. Jets.													
2020	Jets	3	0	3	13	4.3	5	0	9	67	7.4	21	0
Went from N.Y. Jets to L.A. Chargers.													
2020	Chargers	7	2	88	290	3.3	17	3	20	99	5.0	16	0
2020	TOTAL	10	2	91	303	3.3	17	3	29	166	5.7	21	0
2021	Steelers	2	0	0	0	0.0	0	0	0	0	0.0	0	0
NFL TOTALS		36	8	201	629	3.1	75T	7	52	285	5.5	31	0

KALEN BALLAGE'S NFL REGULAR SEASON RETURN STATISTICS

KICKOFF RETURNS													PUNT RETURNS					
DATE	TEAM	RET.	YDS.	AVG.	LG	TD	NO.	FC	YDS.	AVG.	LG	TD						
2018	Dolphins	2	26	13.0	16	0	0	0	0	0.0	0	0						
2019	Dolphins	0	0	0.0	0	0	0	0	0	0.0	0	0						
2020	Dolphins	0	0	0.0	0	0	0	0	0	0.0	0	0						
Went from Miami to N.Y. Jets.																		
2020	Jets	0	0	0.0	0	0	0	0	0	0.0	0	0						
Went from N.Y. Jets to L.A. Chargers.																		
2020	Chargers	0	0	0.0	0	0	0	0	0	0.0	0	0						
2020	TOTAL	0	0	0.0	0	0	0	0	0	0.0	0	0						
2021	Steelers	0	0	0.0	0	0	0	0	0	0.0	0	0						
NFL TOTALS		2	26	13.0	16	0	0	0	0	0.0	0	0						

SINGLE-GAME HIGHS: RUSHING/RECEIVING

Rush Attempts	20 at Indianapolis Colts, Nov 10, 2019 18 at Miami Dolphins, Nov 15, 2020	All-Purpose Yards	121 at Minnesota Vikings, Dec 16, 2018 102 at Miami Dolphins, Nov 15, 2020
Rushing Yards	123 at Minnesota Vikings, Dec 16, 2018 69 at Los Angeles Chargers, Nov 08, 2020	Kickoff Returns	1 at Buffalo Bills, Dec 30, 2018 1 vs. New England Patriots, Dec 09, 2018
Longest Runs	75t at Minnesota Vikings, Dec 16, 2018 17 vs. New York Jets, Nov 22, 2020	Kickoff Return Yards	16 vs. New England Patriots, Dec 09, 2018 10 at Buffalo Bills, Dec 30, 2018
Rushing TDs	1 at Kansas City Chiefs, Jan 03, 2021 1 at Las Vegas Raiders, Dec 17, 2020 ...5 more at 1.	Longest Kickoff Return	16 vs. New England Patriots, Dec 09, 2018 10 at Buffalo Bills, Dec 30, 2018
Receptions	7 vs. New York Jets, Nov 22, 2020 5 at Miami Dolphins, Nov 15, 2020 ...2 more at 5.	Special Teams Tackles	1 vs. New England Patriots, Sep 15, 2019 1 vs. Jacksonville Jaguars, Dec 23, 2018 ...2 more at 1.
Receiving Yards	44 at Indianapolis Colts, Sep 27, 2020 39 vs. Jacksonville Jaguars, Dec 23, 2018	Miscellaneous Tackles	1 at Buffalo Bills, Dec 30, 2018
Longest Receptions	31 vs. Jacksonville Jaguars, Dec 23, 2018 21 at Indianapolis Colts, Sep 27, 2020	Most TDs	1 at Kansas City Chiefs, Jan 03, 2021 1 at Las Vegas Raiders, Dec 17, 2020 ...5 more at 1.

100-YARD RUSHING GAMES (1): REGULAR SEASON

DATE	TEAM	ATT.	YDS.	AVG.	LG	TD
12/16/18	at Vikings	12	123	10.3	75t	1

RUSHING	RECEIVING
---------	-----------

+ - Overtime

RUSHING		RECEIVING	
---------	--	-----------	--

+ - Overtime

RUSHING		RECEIVING	
Player	Yards	Player	Yards
1. Adrian Peterson	1,231	1. DeSean Jackson	1,009
2. LeSean McCoy	1,029	2. Mike Evans	1,000
3. Montee Ball	882	3. Demaryius Thomas	882
4. Devonta Freeman	871	4. Demaryius Thomas	871
5. Mark Ingram	860	5. Demaryius Thomas	860
6. Devonta Freeman	850	6. Demaryius Thomas	850
7. Mark Ingram	840	7. Demaryius Thomas	840
8. Mark Ingram	830	8. Demaryius Thomas	830
9. Mark Ingram	820	9. Demaryius Thomas	820
10. Mark Ingram	810	10. Demaryius Thomas	810

2020 TOT

RUSHING	RECEIVING
---------	-----------

			RUSHING					RECEIVING						
DATE	OPPONENT	P/S	NO.	YDS.	AVG.	LG	TD	NO.	YDS.	AVG.	LG	TD	W/L	SCORE
09/12	at Bills	P	0	0	0.0	0	0	0	0	0.0	0	0	W	23-16
09/19	Raiders	P	0	0	0.0	0	0	0	0	0.0	0	0	L	17-26
2021 TOTALS		2-0	0	0	0.0	0	0	0	0	0.0	0	0	1-1	



CHRIS BOSWELL KICKER

HEIGHT: 6-2 BIRTHPLACE Fort Worth, TX
WEIGHT: 185 HOW ACQUIRED: FA '15
COLLEGE: Rice NFL EXPERIENCE: 7th year
BORN: Mar. 16, 1991 (30)

REGULAR SEASON COMPARISON: KICKING - CINCINNATI BENGALS

DATE	OPP	W/L	GP/GS	FGA	FGM	PCT	LONG	XPA	XPM	PTS	1-19	20-29	30-39	40-49	50+	KO	TB
11/1/15	PIT vs. CIN	L	P	1	1	100%	32	1	1	4	0-0	0-0	1-1	0-0	0-0	3	1
12/13/15	PIT @ CIN	W	P	4	4	100%	47	3	3	15	0-0	0-0	1-1	0-0	0-0	8	5
9/18/16	PIT vs. CIN	W	P	1	1	100%	49	3	3	6	0-0	0-0	0-0	1-1	0-0	5	5
12/18/16	PIT @ CIN	W	P	6	6	100%	49	0	0	0	0-0	0-0	0-0	1-1	0-0	8	3
10/22/17	PIT vs. CIN	W	P	5	5	100%	49	2	2	17	0-0	1-1	0-0	0-0	0-0	7	4
12/4/17	PIT @ CIN	W	P	3	3	100%	38	2	2	11	0-0	0-0	1-1	0-0	0-0	4	2
10/14/18	PIT @ CIN	W	P	2	2	100%	24	2	2	8	0-0	1-1	0-0	0-0	0-0	6	3
9/30/19	PIT vs. CIN	W	P	2	2	100%	49	3	3	9	0-0	1-1	0-0	0-0	0-0	6	4
11/24/19	PIT @ CIN	W	P	3	3	100%	47	1	1	10	0-0	1-1	0-0	0-0	0-0	5	1
11/15/20	PIT vs. CIN	W	P	3	3	100%	45	3	3	12	0-0	0-0	0-0	1-1	0-0	8	5
12/21/20	PIT @ CIN	L	P	1	1	100%	25	2	2	5	0-0	1-1	0-0	0-0	0-0	4	4
TOTALS		9/2	11/0	31	31	100%	49	22	22	97	0-0	5-5	3-3	3-3	0-0	64	37

POSTSEASON COMPARISON: KICKING - CINCINNATI BENGALS

DATE	OPP	W/L	GP/GS	FGA	FGM	PCT	LONG	XPA	XPM	PTS	1-19	20-29	30-39	40-49	50+	KO	TB
1/9/16	PIT @ CIN	W	P	4	4	100%	39	0	0	0	0-0	0-0	1-1	0-0	0-0	6	4
TOTALS		1/0	1/0	4	4	100%	39	0	0	0	0-0	0-0	1-1	0-0	0-0	6	4

CHRIS BOSWELL'S NFL REGULAR SEASON KICKING STATISTICS

DATE	TEAM	GP	FGM	FGA	PCT.	LG	XP	XPA	PCT.	BLK	PTS
2015	Steelers	12	29	32	90.6	51	26	27	96.3	0	113
2016	Steelers	15	21	25	84.0	49	36	36	100.0	1	99
2017	Steelers	16	35	38	92.1	53	37	39	94.9	1	142
2018	Steelers	15	13	20	65.0	50	43	48	89.6	1	82
2019	Steelers	16	29	31	93.5	51	28	28	100.0	0	115
2020	Steelers	13	19	20	95.0	59	34	38	89.5	0	91
2021	Steelers	2	4	4	100.0	56	4	4	100.0	0	16
NFL TOTALS		89	150	170	88.2	59	208	220	94.5	3	658

CHRIS BOSWELL'S NFL POSTSEASON KICKING STATISTICS

DATE	TEAM	GP	FGM	FGA	PCT.	LG	XP	XPA	PCT.	BLK	PTS
2015	Steelers	2	7	7	100.0	47	1	1	100.0	0	22
2016	Steelers	3	8	8	100.0	45	3	5	60.0	0	27
2017	Steelers	1	0	0	0.0	0	6	6	100.0	0	6
2020	Steelers	1	1	1	100.0	49	2	2	100.0	0	5
NFL TOTALS		7	16	16	100.0	49	12	14	85.7	0	60

CHRIS BOSWELL'S NFL REGULAR SEASON FIELD-GOAL ACCURACY STATISTICS

DATE	TEAM	1-19	PCT.	20-29	PCT.	30-39	PCT.	40-49	PCT.	50+	PCT.
2015	Steelers	1-1	100.0	9-9	100.0	8-8	100.0	9-12	75.0	2-2	100.0
2016	Steelers	0-0	0.0	2-2	100.0	8-9	88.9	11-12	91.7	0-2	0.0
2017	Steelers	0-0	0.0	10-10	100.0	12-14	85.7	9-10	90.0	4-4	100.0
2018	Steelers	0-0	0.0	3-3	100.0	4-6	66.7	5-10	50.0	1-1	100.0
2019	Steelers	1-1	100.0	11-11	100.0	7-7	100.0	9-10	90.0	1-2	50.0
2020	Steelers	0-0	0.0	5-5	100.0	6-6	100.0	7-8	87.5	1-1	100.0
2021	Steelers	0-0	0.0	2-2	100.0	0-0	0.0	1-1	100.0	1-1	100.0
NFL TOTALS		2-2	100.0	42-42	100.0	45-50	90.0	51-63	81.0	10-13	76.9

CHRIS BOSWELL'S NFL POSTSEASON FIELD-GOAL ACCURACY STATISTICS

DATE	TEAM	1-19	PCT.	20-29	PCT.	30-39	PCT.	40-49	PCT.	50+	PCT.
2015	Steelers	0-0	0.0	1-1	100.0	4-4	100.0	2-2	100.0	0-0	0.0
2016	Steelers	0-0	0.0	2-2	100.0	3-3	100.0	3-3	100.0	0-0	0.0
2017	Steelers	0-0	0.0	0-0	0.0	0-0	0.0	0-0	0.0	0-0	0.0
2020	Steelers	0-0	0.0	0-0	0.0	0-0	0.0	1-1	100.0	0-0	0.0
NFL TOTALS		0-0	0.0	3-3	100.0	7-7	100.0	6-6	100.0	0-0	0.0

Field Goals Made	6 at Cincinnati Bengals, Dec 18, 2016 5 vs. Cincinnati Bengals, Oct 22, 2017	Points	18 at Cincinnati Bengals, Dec 18, 2016 17 vs. Cincinnati Bengals, Oct 22, 2017
Field Goal Attempts	6 at Cincinnati Bengals, Dec 18, 2016 5 vs. Cincinnati Bengals, Oct 22, 2017 ...1 more at 5.	Special Teams Tackles	1 vs. Baltimore Ravens, Oct 06, 2019 1 vs. Cleveland Browns, Oct 28, 2018 ...5 more at 1.
Longest Field Goals Made	59 at Dallas Cowboys, Nov 08, 2020 56 vs. Las Vegas Raiders, Sep 19, 2021	Kickoff Average	68.0 vs. Kansas City Chiefs, Oct 02, 2016 67.4 vs. Minnesota Vikings, Sep 17, 2017 ...1 more at 67.4.
PATs Made	7 vs. Carolina Panthers, Nov 08, 2018 5 vs. Cleveland Browns, Oct 18, 2020 ...4 more at 5.	Extra Point Attempt Percentage	100.0 vs. Cleveland Browns, Oct 18, 2020 100.0 vs. Philadelphia Eagles, Oct 11, 2020 ...3 more at 100.0.
PAT Attempts	7 vs. Carolina Panthers, Nov 08, 2018 6 vs. Atlanta Falcons, Oct 07, 2018	Field Goal Percentage	100.0 vs. Indianapolis Colts, Nov 03, 2019 100.0 vs. Baltimore Ravens, Dec 10, 2017 ...6 more at 100.0.

Field Goals Made	6 at Kansas City Chiefs, Jan 15, 2017	PATs Made	6 vs. Jacksonville Jaguars, Jan 14, 2018
	4 at Cincinnati Bengals, Jan 09, 2016		3 vs. Miami Dolphins, Jan 08, 2017
	3 at Denver Broncos, Jan 17, 2016		2 vs. Cleveland Browns, Jan 10, 2021
	1 vs. Cleveland Browns, Jan 10, 2021		1 at Denver Broncos, Jan 17, 2016
	1 at New England Patriots, Jan 22, 2017		6 vs. Jacksonville Jaguars, Jan 14, 2018
	...1 more at 1.		4 vs. Miami Dolphins, Jan 08, 2017
Field Goal Attempts	6 at Kansas City Chiefs, Jan 15, 2017	PAT Attempts	2 vs. Cleveland Browns, Jan 10, 2021
	4 at Cincinnati Bengals, Jan 09, 2016		1 at New England Patriots, Jan 22, 2017
	3 at Denver Broncos, Jan 17, 2016		1 at Denver Broncos, Jan 17, 2016
	1 vs. Cleveland Browns, Jan 10, 2021		18 at Kansas City Chiefs, Jan 15, 2017
	1 at New England Patriots, Jan 22, 2017		12 at Cincinnati Bengals, Jan 09, 2016
	...1 more at 1.		10 at Denver Broncos, Jan 17, 2016
Longest Field Goals Made	49 vs. Cleveland Browns, Jan 10, 2021	Points	6 vs. Jacksonville Jaguars, Jan 14, 2018
	47 at Denver Broncos, Jan 17, 2016		6 vs. Miami Dolphins, Jan 08, 2017
	45 at Kansas City Chiefs, Jan 15, 2017		
	39 at Cincinnati Bengals, Jan 09, 2016		
	34 vs. Miami Dolphins, Jan 08, 2017		

		FIELD GOALS				EXTRA POINTS							
DATE	OPPONENT	FGM	FGA	PCT	LG	XP	XPA	PCT	BLK	PTS	W/L	SCORE	
09/10	at Patriots					NOT ON ROSTER					L	21-28	
09/20	49ers					NOT ON ROSTER					W	43-18	
09/27	at Rams					NOT ON ROSTER					W	12-6	
10/01	Ravens					NOT ON ROSTER					L	20-23+	
10/12	at Chargers	P	1	100.0	47	3	3	100.0	0	6	W	24-20	
10/18	Cardinals	P	4	100.0	51	1	1	100.0	0	13	W	25-13	
10/25	at Chiefs	P	2	100.0	36	1	1	100.0	0	7	L	13-23	
11/01	Bengals	P	1	100.0	32	1	1	100.0	0	4	L	10-16	
11/08	Raiders	P	3	4	75.0	38	3	100.0	0	12	W	38-35	
11/15	Browns	P	3	3	100.0	34	1	2	50.0	0	10	W	30-9
11/29	at Seahawks	P	3	3	100.0	44	1	1	100.0	0	10	L	30-39
12/06	Colts	P	3	4	75.0	51	4	4	100.0	0	13	W	45-10
12/13	at Bengals	P	4	4	100.0	47	3	3	100.0	0	15	W	33-20
12/20	Broncos	P	2	2	100.0	41	4	4	100.0	0	10	W	34-27
12/27	at Ravens	P	1	1	100.0	34	2	2	100.0	0	5	L	17-20
01/03	at Browns	P	2	3	66.7	39	2	2	100.0	0	8	W	28-12
2015 TOTALS		12	29	32	90.6	51	26	27	96.3	0	113	10-6	
±: Overtime													

[illegible]

2017 GAME-BY-GAME REGULAR-SEASON STATISTICS (STEELERS)

DATE	OPPONENT		FIELD GOALS				EXTRA POINTS				PTS	W/L	SCORE
			FGM	FGA	PCT	LG	XP	XPA	PCT	BLK			
09/10	at Browns	P	0	0	0.0	0	3	3	100.0	0	3	W	21-18
09/17	Vikings	P	4	4	100.0	46	2	2	100.0	0	14	W	26-9
09/24	at Bears	P	1	2	50.0	32	2	2	100.0	0	5	L	17-23+
10/01	at Ravens	P	2	3	66.7	49	2	2	100.0	0	8	W	26-9
10/08	Jaguars	P	3	3	100.0	34	0	0	0.0	0	9	L	9-30
10/15	at Chiefs	P	1	1	100.0	24	2	2	100.0	0	5	W	19-13
10/22	Bengals	P	5	5	100.0	49	2	2	100.0	0	17	W	29-14
10/29	at Lions	P	2	2	100.0	38	2	2	100.0	0	8	W	20-15
11/12	at Colts	P	2	3	66.7	41	0	1	0.0	1	6	W	20-17
11/16	Titans	P	4	4	100.0	50	4	4	100.0	0	16	W	40-17
11/26	Packers	P	1	1	100.0	53	2	3	66.7	0	5	W	31-28
12/04	at Bengals	P	3	3	100.0	38	2	2	100.0	0	11	W	23-20
12/10	Ravens	P	4	4	100.0	52	3	3	100.0	0	15	W	39-38
12/17	Patriots	P	1	1	100.0	51	3	3	100.0	0	6	L	24-27
12/25	at Texans	P	2	2	100.0	36	4	4	100.0	0	10	W	34-6
12/31	Browns	P	0	0	0.0	0	4	4	100.0	0	4	W	28-24
2017 TOTALS			16	35	38	92.1	53	37	39	94.9	1	142	13-3

+ Overtime

2018 GAME-BY-GAME REGULAR-SEASON STATISTICS (STEELERS)

DATE	OPPONENT		FIELD GOALS				EXTRA POINTS				PTS	W/L/T	SCORE
			FGM	FGA	PCT	LG	XP	XPA	PCT	BLK			
09/09	at Browns	P	0	1	0.0	0	3	3	100.0	0	3	T	21-21
09/16	Chiefs	P	0	1	0.0	0	3	4	75.0	0	3	L	37-42
09/24	at Buccaneers	P	1	2	50.0	38	3	4	75.0	0	6	W	30-27
09/30	Ravens	P	2	2	100.0	39	0	0	0.0	0	6	L	14-26
10/07	Falcons	P	0	0	0.0	0	5	6	83.3	0	5	W	41-17
10/14	at Bengals	P	2	2	100.0	24	2	2	100.0	0	8	W	28-21
10/28	Browns	P	1	1	100.0	42	4	4	100.0	0	7	W	33-18
11/04	at Ravens	P	1	1	100.0	29	2	3	66.7	0	5	W	23-16
11/08	Panthers	P	1	1	100.0	50	7	7	100.0	0	10	W	52-21
11/18	at Jaguars	P	0	0	0.0	0	2	2	100.0	0	2	W	20-16
11/25	at Broncos	P	1	2	50.0	41	2	2	100.0	0	5	L	17-24
12/02	Chargers	P	1	1	100.0	48	3	4	75.0	0	6	L	30-33
12/09	at Raiders	P	0	2	0.0	0	3	3	100.0	0	3	L	21-24
12/16	Patriots	P	1	2	50.0	48	2	2	100.0	0	5	W	17-10
12/23	at Saints	P	2	2	100.0	49	2	2	100.0	0	8	L	28-31
12/30	Bengals						DID NOT PLAY					W	16-13
2018 TOTALS			15	13	20	65.0	50	43	48	89.6	0	82	9-6-1

2019 GAME-BY-GAME REGULAR-SEASON STATISTICS (STEELERS)

DATE	OPPONENT		FIELD GOALS				EXTRA POINTS				PTS	W/L	SCORE
			FGM	FGA	PCT	LG	XP	XPA	PCT	BLK			
09/08	at Patriots	P	1	1	100.0	19	0	0	0.0	0	3	L	3-33
09/15	Seahawks	P	2	2	100.0	41	2	2	100.0	0	8	L	26-28
09/22	at 49ers	P	2	2	100.0	46	2	2	100.0	0	8	L	20-24
09/30	Bengals	P	2	2	100.0	49	3	3	100.0	0	9	W	27-3
10/06	Ravens	P	3	3	100.0	41	2	2	100.0	0	11	L	23-26+
10/13	at Chargers	P	1	1	100.0	20	3	3	100.0	0	6	W	24-17
10/28	Dolphins	P	2	3	66.7	42	3	3	100.0	0	9	W	27-14
11/03	Colts	P	4	4	100.0	51	2	2	100.0	0	14	W	26-24
11/10	Rams	P	1	1	100.0	33	2	2	100.0	0	5	W	17-12
11/14	at Browns	P	0	1	0.0	0	1	1	100.0	0	1	L	7-21
11/24	at Bengals	P	3	3	100.0	47	1	1	100.0	0	10	W	16-10
12/01	Browns	P	2	2	100.0	39	2	2	100.0	0	8	W	20-13
12/08	at Cardinals	P	3	3	100.0	37	2	2	100.0	0	11	W	23-17
12/15	Bills	P	1	1	100.0	49	1	1	100.0	0	4	L	10-17
12/22	at Jets	P	1	1	100.0	49	1	1	100.0	0	4	L	10-16
12/29	at Ravens	P	1	1	100.0	26	1	1	100.0	0	4	L	10-28
2019 TOTALS			16	29	31	93.5	51	28	28	100.0	0	115	8-8

+ Overtime

2020 GAME-BY-GAME REGULAR-SEASON STATISTICS (STEELERS)

DATE	OPPONENT		FIELD GOALS				EXTRA POINTS				PTS	W/L	SCORE
			FGM	FGA	PCT	LG	XP	XPA	PCT	BLK			
09/14	at Giants	P	2	2	100.0	41	2	3	66.7	0	8	W	26-16
09/20	Broncos	P	1	1	100.0	21	3	3	100.0	0	6	W	26-21
09/27	Texans	P	2	2	100.0	33	2	2	100.0	0	8	W	28-21
10/11	Eagles	P	1	1	100.0	41	5	5	100.0	0	8	W	38-29
10/18	Browns	P	1	1	100.0	35	5	5	100.0	0	8	W	38-7
10/25	at Titans	P	2	2	100.0	38	3	3	100.0	0	9	W	27-24
11/01	at Ravens	P	0	0	0.0	0	4	4	100.0	0	4	W	28-24
11/08	at Cowboys	P	2	2	100.0	59	0	2	0.0	1	6	W	24-19
11/15	Bengals	P	3	3	100.0	45	3	3	100.0	0	12	W	36-10
11/22	at Jaguars	P	2	3	66.7	47	3	3	100.0	0	9	W	27-3
12/02	Ravens	P	2	2	100.0	27	1	2	50.0	0	7	W	19-14
12/07	Washington						ON INACTIVE LIST					L	17-23
12/13	at Bills	P	0	0	0.0	0	0	1	100.0	0	1	L	15-26
12/21	at Bengals	P	1	1	100.0	25	2	2	100.0	0	5	L	17-27
12/27	Colts						ON INACTIVE LIST					W	28-24
01/03	at Browns						ON INACTIVE LIST					L	22-24
2020 TOTALS			13	19	20	95.0	59	34	38	89.5	1	91	12-4

2021 GAME-BY-GAME REGULAR-SEASON STATISTICS (STEELERS)

			FIELD GOALS				EXTRA POINTS						
DATE	OPPONENT		FGM	FGA	PCT	LG	XP	XPA	PCT	BLK	PTS	W/L	SCORE
09/12	at Bills	P	3	3	100.0	45	2	2	100.0	0	11	W	23-16
09/19	Raiders	P	1	1	100.0	56	2	2	100.0	0	5	L	17-26
2021 TOTALS		2	4	4	100.0	56	4	4	100.0	0	16	1-1	

2015 GAME-BY-GAME POSTSEASON STATISTICS (STEELERS)

			FIELD GOALS				EXTRA POINTS						
DATE	OPPONENT	P	FGM	FGA	PCT	LG	XP	XPA	PCT	BLK	PTS	W/L	SCORE
01/09	at Bengals	P	4	4	100.0	39	0	0	0.0	0	12	W	18-16
01/17	at Broncos	P	3	3	100.0	47	1	1	100.0	0	10	L	16-23
2015 TOTALS		2	7	7	100.0	47	1	1	100.0	0	22	1-1	

2016 GAME-BY-GAME POSTSEASON STATISTICS (STEELERS)

			FIELD GOALS				EXTRA POINTS						
DATE	OPPONENT		FGM	FGA	PCT	LG	XP	XPA	PCT	BLK	PTS	W/L	SCORE
01/08	Dolphins	P	1	1	100.0	34	3	4	75.0	0	6	W	30-12
01/15	at Chiefs	P	6	6	100.0	45	0	0	0.0	0	18	W	18-16
01/22	at Patriots	P	1	1	100.0	23	0	1	0.0	0	3	L	17-36
2016 TOTALS		3	8	8	100.0	45	3	5	60.0	0	27	2-1	

2017 GAME-BY-GAME POSTSEASON STATISTICS (STEELERS)

			FIELD GOALS				EXTRA POINTS						
DATE	OPPONENT		FGM	FGA	PCT	LG	XP	XPA	PCT	BLK	PTS	W/L	SCORE
01/14	Jaguars	P	0	0	0.0	0	6	6	100.0	0	6	L	42-45
2017 TOTALS		1	0	0	0.0	0	6	6	100.0	0	6	0-1	

2020 GAME-BY-GAME POSTSEASON STATISTICS (STEELERS)

			FIELD GOALS				EXTRA POINTS						
DATE	OPPONENT		FGM	FGA	PCT	LG	XP	XPA	PCT	BLK	PTS	W/L	SCORE
01/10	Browns	P	1	1	100.0	49	2	2	100.0	0	5	L	37-48
2020 TOTALS		1	1	1	100.0	49	2	2	100.0	0	5	0-1	



ISAIAH BUGGS

DEFENSIVE END

HEIGHT: 6-3
WEIGHT: 295
COLLEGE: Alabama
BORN: Aug. 24, 1996 (25)
BIRTHPLACE: Ruston, LA
HOW ACQUIRED: D6b '19
NFL EXPERIENCE: 3rd year

REGULAR SEASON COMPARISON: DEFENSIVE - CINCINNATI BENGALS

DATE	OPP	TACKLES										MISC			
		W/L	GP/GS	TOT	SOLO	ASST	SACK	YDS.	INT	TFL	PD	QBH	TD	FF	FR
11/24/19	PIT @ CIN	W	P	1	0	1	0.0	0.0	0	0	0	0	0	0	0
TOTALS		1/0	1/0	1	0	1	0.0	0.0	0	0	0	0	0	0	0

ISAIAH BUGGS' NFL REGULAR SEASON DEFENSIVE STATISTICS

TACKLES														INTERCEPTIONS				O. FUMB				ST				MISC	
DATE	TEAM	GP	GS	TK	S	A	TFL	YDS	SK	YDS	QBH	NO	YDS	LG	TD	PD	FF	FR	TD	YDS	TK	S	A	FF	FR	S	A
2019	Steelers	9	0	3	2	1	0	0	0.0	0.0	0	0	0	0	0	0	0	0	0	0	0	0	0	0	0	0	0
2020	Steelers	10	1	11	7	4	0	0	0.0	0.0	1	0	0	0	0	0	0	0	0	0	0	0	0	0	0	0	0
2021	Steelers	2	0	1	0	1	0	0	0.0	0.0	0	0	0	0	0	0	0	0	0	0	0	0	0	0	0	0	0
NFL TOTALS		21	1	15	9	6	0	0	0.0	0.0	1	0	0	0	0	0	0	0	0	0	0	0	0	0	0	0	0

ISAIAH BUGGS' NFL POSTSEASON DEFENSIVE STATISTICS

				TACKLES							INTERCEPTIONS							O. FUMB				ST				MISC		
DATE	TEAM	GP	GS	TK	S	A	TFL	YDS	SK	YDS	QBH	NO	YDS	LG	TD	PD	FF	FR	TD	YDS	TK	S	A	FF	FR	S	A	
2020	Steelers	0	0	0	0	0	0	0	0.0	0.0	0	0	0	0	0	0	0	0	0	0	0	0	0	0	0	0	0	0
NFL TOTALS		0	0	0	0	0	0	0	0.0	0.0	0	0	0	0	0	0	0	0	0	0	0	0	0	0	0	0	0	0

SINGLE-GAME HIGHS: DEFENSIVE

Total Tackles 5 at Baltimore Ravens, Nov 01, 2020
3 at Dallas Cowboys, Nov 08, 2020


2019 GAME-BY-GAME REGULAR-SEASON STATISTICS (STEELERS)

DATE	OPPONENT	P/S	TACKLES										INTERCEPTIONS				O. FUMB				ST				MISC		W/L	SCORE
			TK	S	A	SK	YDS	TFL	YDS	QBH	NO	YDS	LG	TD	PD	FF	FR	TD	YDS	TK	S	A	FF	FR	S	A		
09/08	at Patriots		ON INACTIVE LIST																								L	3-33
09/15	Seahawks		INACTIVE																								L	26-28
09/22	at 49ers		INACTIVE																								L	20-24
09/30	Bengals		INACTIVE																								W	27-3
10/06	Ravens		INACTIVE																								L	23-26+
10/13	at Chargers		INACTIVE																								W	24-17
10/28	Dolphins	P	0	0	0	0.0	0.0	0	0	0	0	0	0	0	0	0	0	0	0	0	0	0	0	0	0	0	W	27-14
11/03	Colts	P	0	0	0	0.0	0.0	0	0	0	0	0	0	0	0	0	0	0	0	0	0	0	0	0	0	0	W	26-24
11/10	Rams	P	0	0	0	0.0	0.0	0	0	0	0	0	0	0	0	0	0	0	0	0	0	0	0	0	0	0	W	17-12
11/14	at Browns	P	0	0	0	0.0	0.0	0	0	0	0	0	0	0	0	0	0	0	0	0	0	0	0	0	0	0	L	7-21
11/24	at Bengals	P	1	0	1	0.0	0.0	0	0	0	0	0	0	0	0	0	0	0	0	0	0	0	0	0	0	0	W	16-10
12/01	Browns	P	0	0	0	0.0	0.0	0	0	0	0	0	0	0	0	0	0	0	0	0	0	0	0	0	0	0	W	20-13
12/08	at Cardinals	P	0	0	0	0.0	0.0	0	0	0	0	0	0	0	0	0	0	0	0	0	0	0	0	0	0	0	W	23-17
12/15	Bills		INACTIVE																								L	10-17
12/22	at Jets	P	1	1	0	0.0	0.0	0	0	0	0	0	0	0	0	0	0	0	0	0	0	0	0	0	0	0	L	10-16
12/29	at Ravens	P	1	1	0	0.0	0.0	0	0	0	0	0	0	0	0	0	0	0	0	0	0	0	0	0	0	0	L	10-28
2019 TOTALS		9-0	3	2	1	0.0	0.0	0	0	0	0	0	0	0	0	0	0	0	0	0	0	0	0	0	0	0	8-8	

+ - Overtime

[illegible][illegible]

DATE	OPPONENT	P/S	TACKLES					INTERCEPTIONS				O. FUMB.			ST			MISC		W/L	SCORE					
			TK	S	A	SK	YDS	TFL	YDS	QBH	NO	YDS	LG	TD	PD	FF	FR	TD	YDS			TK	S	A	FF	FR
01/10	Browns																									
2020 TOTALS			0	0	0	0	0	0	0	0	0	0	0	0	0	0	0	0	0	0	0	0	0	0	0	0
ON INACTIVE LIST																							1			



55

DEVIN BUSH

LINEBACKER

HEIGHT: 5-11

WEIGHT: 234

COLLEGE: Michigan

BORN: Jul. 18, 1998 (23)

BIRTHPLACE: Pembroke Pines, FL

HOW ACQUIRED: D1' 19

NFL EXPERIENCE: 3rd year

REGULAR SEASON COMPARISON: DEFENSIVE - CINCINNATI BENGALS

DATE	OPP	W/L	GP/GS	TOT	TACKLES			SACK	YDS.	INT	TFL	PD	QBH	TD	MISC	
					SOLO	ASST									FF	FR
9/30/19	PIT vs. CIN	W	S	9	6	3		1.0	9.0	0	3	1	1	0	0	0
11/24/19	PIT @ CIN	W	S	4	3	1		0.0	0.0	0	0	0	1	0	1	0
TOTALS		2/0	2/2	13	9	4		1.0	9.0	0	3	1	2	0	1	0

DEVIN BUSH'S NFL REGULAR SEASON DEFENSIVE STATISTICS

TACKLES											INTERCEPTIONS					O. FUMB				ST			MISC				
DATE	TEAM	GP	GS	TK	S	A	TFL	YDS	SK	YDS	QBH	NO	YDS	LG	TD	PD	FF	FR	TD	YDS	TK	S	A	FF	FR	S	A
2019	Steelers	16	15	109	72	37	9	17	1.0	9.0	2	2	6	6	0	4	1	4	1	20	0	0	0	0	0	0	0
2020	Steelers	5	5	26	16	10	0	0	1.0	6.5	2	0	0	0	0	3	0	0	0	0	0	0	0	0	0	0	0
2021	Steelers	1	1	10	6	4	0	0	0.0	0.0	0	0	0	0	0	1	0	0	0	0	0	0	0	0	0	0	0
NFL TOTALS		22	21	145	94	51	9	17	2.0	15.5	4	2	6	6	0	7	2	4	1	20	0	0	0	0	0	0	0

DEVIN BUSH'S NFL POSTSEASON DEFENSIVE STATISTICS

TACKLES														INTERCEPTIONS				O. FUMB				ST				MISC	
DATE	TEAM	GP	GS	TK	S	A	TFL	YDS	SK	YDS	QBH	NO	YDS	LG	TD	PD	FF	FR	TD	YDS	TK	S	A	FF	FR	S	A
2020	Steelers	0	0	0	0	0	0	0	0.0	0.0	0	0	0	0	0	0	0	0	0	0	0	0	0	0	0	0	0
NFL TOTALS		0	0	0	0	0	0	0	0.0	0.0	0	0	0	0	0	0	0	0	0	0	0	0	0	0	0	0	0


SINGLE-GAME HIGHS: DEFENSIVE

Total Tackles	12 at Baltimore Ravens, Dec 29, 2019	Tackles For Loss	3 vs. Cincinnati Bengals, Sep 30, 2019
	11 at New England Patriots, Sep 08, 2019		2 vs. Buffalo Bills, Dec 15, 2019
Sacks	1.0 vs. Cincinnati Bengals, Sep 30, 2019	Interceptions	1 at Los Angeles Chargers, Oct 13, 2019
	0.5 vs. Cleveland Browns, Oct 18, 2020		1 vs. Baltimore Ravens, Oct 06, 2019
Passes Defensed	...1 more at 0.5.	Interception Return Yards	6 at Los Angeles Chargers, Oct 13, 2019
	2 vs. Denver Broncos, Sep 20, 2020		11 vs. Seattle Seahawks, Sep 15, 2019
Forced Fumbles	1 vs. Houston Texans, Sep 27, 2020	Longest Opponent's Fumble Return	9 at Los Angeles Chargers, Oct 13, 2019
	...4 more at 1.		
Fumble Recoveries	1 at Buffalo Bills, Sep 12, 2021		
	1 at Cincinnati Bengals, Nov 24, 2019		
	2 at San Francisco 49ers, Sep 22, 2019		
	1 at Los Angeles Chargers, Oct 13, 2019		
	...1 more at 1.		

2019 GAME-BY-GAME REGULAR-SEASON STATISTICS (STEELERS)

DATE	OPPONENT	P/S	TACKLES								INTERCEPTIONS				O. FUMB			ST			MISC		W/L	SCORE			
			TK	S	A	SK	YDS	TFL	YDS	QBH	NO	YDS	LG	TD	PD	FF	FR	TD	YDS	TK	S	A			FF	FR	S
09/08	at Patriots	S	11	7	4	0.0	0.0	0	0	0	0	0	0	0	0	0	0	0	0	0	0	0	0	0	L	3-33	
09/15	Seahawks	P	7	3	4	0.0	0.0	0	0	0	0	0	0	0	0	1	0	11	0	0	0	0	0	0	L	26-28	
09/22	at 49ers	S	10	7	3	0.0	0.0	0	0	0	0	0	0	0	0	2	0	0	0	0	0	0	0	0	L	20-24	
09/30	Bengals	S	9	6	3	1.0	9.0	3	13	1	0	0	0	1	0	0	0	0	0	0	0	0	0	0	W	27-3	
10/06	Ravens	S	8	5	3	0.0	0.0	0	0	0	1	0	0	0	1	0	0	0	0	0	0	0	0	0	L	23-26+	
10/13	at Chargers	S	7	4	3	0.0	0.0	0	0	0	1	6	6	0	1	0	1	9	0	0	0	0	0	0	W	24-17	
10/28	Dolphins	S	7	6	1	0.0	0.0	0	0	0	0	0	0	0	0	0	0	0	0	0	0	0	0	0	W	27-14	
11/03	Colts	S	7	4	3	0.0	0.0	1	0	0	0	0	0	1	0	0	0	0	0	0	0	0	0	0	W	26-24	
11/10	Rams	S	3	2	1	0.0	0.0	0	0	0	0	0	0	0	0	0	0	0	0	0	0	0	0	0	W	17-12	
11/14	at Browns	S	6	2	4	0.0	0.0	1	1	0	0	0	0	0	0	0	0	0	0	0	0	0	0	0	L	7-21	
11/24	at Bengals	S	4	3	1	0.0	0.0	0	1	0	0	0	0	0	1	0	0	0	0	0	0	0	0	0	W	16-10	
12/01	Browns	S	7	5	2	0.0	0.0	1	0	0	0	0	0	0	0	0	0	0	0	0	0	0	0	0	W	20-13	
12/08	at Cardinals	S	2	0	2	0.0	0.0	0	0	0	0	0	0	0	0	0	0	0	0	0	0	0	0	0	W	23-17	
12/15	Bills	S	4	4	0	0.0	0.0	2	2	0	0	0	0	0	0	0	0	0	0	0	0	0	0	0	L	10-17	
12/22	at Jets	S	5	3	2	0.0	0.0	1	1	0	0	0	0	0	0	0	0	0	0	0	0	0	0	0	L	10-16	
12/29	at Ravens	S	12	11	1	0.0	0.0	0	0	0	0	0	0	0	0	0	0	0	0	0	0	0	0	0	L	10-28	
2019 TOTALS		16-15	109	72	37	1.0	9.0	9	17	2	2	6	6	0	4	1	4	1	20	0	0	0	0	0	8-8		
+ - Overtime																											

[illegible][illegible][illegible]



11

CHASE CLAYPOOL

WIDE RECEIVER

HEIGHT: 6-4

BIRTHPLACE Abbotsford, British Columbia, Canada

WEIGHT: 238

HOW ACQUIRED: D2 '20

COLLEGE: Notre Dame

NFL EXPERIENCE: 2nd year

BORN: Jul. 7, 1998 (23)

REGULAR SEASON COMPARISON: RECEIVING - CINCINNATI BENGALS

DATE	OPP	W/L	GP/GS	REC	YDS.	AVG.	TD	LG	TGTS	YAC
11/15/20 PIT vs. CIN		W	P	4	56	14.0	2	15	10	27
12/21/20 PIT @ CIN		L	P	3	54	18.0	0	37	8	43
TOTALS		1/1	2/0	7	110	15.7	2	37	18	70

CHASE CLAYPOOL'S NFL REGULAR SEASON RUSHING/RECEIVING STATISTICS

DATE	TEAM	GP	GS	RECEIVING					RUSHING				
				NO.	YDS.	AVG.	LG	TD	NO.	YDS.	AVG.	LG	TD
2020	Steelers	16	6	62	873	14.1	84t	9	10	16	1.6	8	2
2021	Steelers	2	1	6	115	19.2	52	0	2	22	11.0	25	0
NFL TOTALS		18	7	68	988	14.5	84T	9	12	38	3.2	25	2

CHASE CLAYPOOL'S NFL POSTSEASON RUSHING/RECEIVING STATISTICS

DATE	TEAM	GP	GS	RECEIVING					RUSHING				
				NO.	YDS.	AVG.	LG	TD	NO.	YDS.	AVG.	LG	TD
2020	Steelers	1	1	5	59	11.8	29t	2	0	0	0.0	0	0
NFL TOTALS		1	1	5	59	11.8	29T	2	0	0	0.0	0	0

CHASE CLAYPOOL'S NFL REGULAR SEASON RETURN STATISTICS

DATE	TEAM	RET.	KICKOFF RETURNS					PUNT RETURNS				
			YDS.	AVG.	LG	TD	NO.	FC	YDS.	AVG.	LG	TD
2020	Steelers	0	0	0.0	0	0	0	0	0	0.0	0	0
2021	Steelers	0	0	0.0	0	0	0	0	0	0.0	0	0
NFL TOTALS		0	0	0.0	0	0	0	0	0	0.0	0	0

CHASE CLAYPOOL'S NFL POSTSEASON RETURN STATISTICS

DATE	TEAM	RET.	KICKOFF RETURNS					PUNT RETURNS				
			YDS.	AVG.	LG	TD	NO.	FC	YDS.	AVG.	LG	TD
2020	Steelers	0	0	0.0	0	0	0	0	0	0.0	0	0
NFL TOTALS		0	0	0.0	0	0	0	0	0	0.0	0	0

SINGLE-GAME HIGHS: RUSHING/RECEIVING

Rush Attempts	3 vs. Philadelphia Eagles, Oct 11, 2020 2 vs. Cincinnati Bengals, Nov 15, 2020 ...1 more at 2.	Longest Receptions	84t vs. Denver Broncos, Sep 20, 2020 52 vs. Las Vegas Raiders, Sep 19, 2021 3 vs. Philadelphia Eagles, Oct 11, 2020 2 vs. Cincinnati Bengals, Nov 15, 2020
Rushing Yards	25 at Buffalo Bills, Sep 12, 2021 8 at New York Giants, Sep 14, 2020 25 at Buffalo Bills, Sep 12, 2021	Receiving TDs	116 vs. Philadelphia Eagles, Oct 11, 2020 101 at Cleveland Browns, Jan 03, 2021
Longest Runs	8 at New York Giants, Sep 14, 2020 1 vs. Cleveland Browns, Oct 18, 2020 1 vs. Philadelphia Eagles, Oct 11, 2020	All-Purpose Yards	3 vs. Denver Broncos, Sep 20, 2020 1 at Cleveland Browns, Jan 03, 2021 ...2 more at 1.
Rushing TDs	8 at Dallas Cowboys, Nov 08, 2020 7 vs. Philadelphia Eagles, Oct 11, 2020	Special Teams Tackles	4 vs. Philadelphia Eagles, Oct 11, 2020 2 vs. Cincinnati Bengals, Nov 15, 2020
Receptions	110 vs. Philadelphia Eagles, Oct 11, 2020 101 at Cleveland Browns, Jan 03, 2021	Most TDs	29.3 vs. Denver Broncos, Sep 20, 2020 23.3 vs. Las Vegas Raiders, Sep 19, 2021
Receiving Yards		Receiving Average	

SINGLE-GAME HIGHS - POSTSEASON: RECEIVING

Receptions	5 vs. Cleveland Browns, Jan 10, 2021	Receiving TDs	2 vs. Cleveland Browns, Jan 10, 2021
Receiving Yards	59 vs. Cleveland Browns, Jan 10, 2021	All-Purpose Yards	59 vs. Cleveland Browns, Jan 10, 2021
Longest Receptions	29t vs. Cleveland Browns, Jan 10, 2021 15 vs. Cleveland Browns, Jan 10, 2021 7 vs. Cleveland Browns, Jan 10, 2021 7t vs. Cleveland Browns, Jan 10, 2021 1 vs. Cleveland Browns, Jan 10, 2021	Most TDs	2 vs. Cleveland Browns, Jan 10, 2021

100-YARD RECEIVING GAMES (2): REGULAR SEASON

DATE	TEAM	NO.	YDS.	AVG.	LG	TD
10/11/20	EAGLES	7	110	15.7	35t	3
01/03/21	at Browns	5	101	20.2	41	1

2020 GAME-BY-GAME REGULAR-SEASON STATISTICS (STEELERS)


RECEIVING							RUSHING							W/L	SCORE
DATE	OPPONENT	P/S	NO.	YDS.	AVG.	LG	TD	NO.	YDS.	AVG.	LG	TD			
09/14	at Giants	P	2	39	19.5	28	0	1	8	8.0	8	0	W	26-16	
09/20	Broncos	P	3	88	29.3	84t	1	0	0	0.0	0	0	W	26-21	
09/27	Texans	P	1	24	24.0	24	0	0	0	0.0	0	0	W	28-21	
10/11	Eagles	S	7	110	15.7	35t	3	3	6	2.0	3	1	W	38-29	
10/18	Browns	P	4	74	18.5	36	0	2	7	3.5	4	1	W	38-7	
10/25	at Titans	S	1	-2	-2.0	-2	0	0	0	0.0	0	0	W	27-24	
11/01	at Ravens	P	5	42	8.4	10	1	0	0	0.0	0	0	W	28-24	
11/08	at Cowboys	P	8	69	8.6	14	0	1	4	4.0	4	0	W	24-19	
11/15	Bengals	P	4	56	14.0	15	2	2	-3	-1.5	0	0	W	36-10	
11/22	at Jaguars	P	4	59	14.8	31t	1	0	0	0.0	0	0	W	27-3	
12/02	Ravens	P	6	52	8.7	22	0	0	0	0.0	0	0	W	19-14	
12/07	Washington	S	2	38	19.0	30	0	0	0	0.0	0	0	L	17-23	
12/13	at Bills	S	3	15	5.0	6	0	0	0	0.0	0	0	L	15-26	
12/21	at Bengals	P	3	54	18.0	37	0	1	-6	-6.0	-6	0	L	17-27	
12/27	Colts	S	4	54	13.5	34	0	0	0	0.0	0	0	W	28-24	
01/03	at Browns	S	5	101	20.2	41	1	0	0	0.0	0	0	L	22-24	
2020 TOTALS		16-6	62	873	14.1	84T	9	10	16	1.6	8	2	12-4		

2021 GAME-BY-GAME REGULAR-SEASON STATISTICS (STEELERS)

RECEIVING							RUSHING							W/L	SCORE
DATE	OPPONENT	P/S	NO.	YDS.	AVG.	LG	TD	NO.	YDS.	AVG.	LG	TD			
09/12	at Bills	P	3	45	15.0	22	0	1	25	25.0	25	0	W	23-16	
09/19	Raiders	S	3	70	23.3	52	0	1	-3	-3.0	-3	0	L	17-26	
2021 TOTALS		2-1	6	115	19.2	52	0	2	22	11.0	25	0	1-1		

2020 GAME-BY-GAME POSTSEASON STATISTICS (STEELERS)

			RECEIVING					RUSHING						
DATE	OPPONENT	P/S	NO.	YDS.	AVG.	LG	TD	NO.	YDS.	AVG.	LG	TD	W/L	SCORE
01/10	Browns	S	5	59	11.8	29t	2	0	0	0.0	0	0	L	37-48
2020 TOTALS		1-1	5	59	11.8	29T	2	0	0	0.0	0	0	0-1	



79

RASHAAD COWARD

(rui-shadd)

OFFENSIVE LINEMAN

HEIGHT: 6-5 BIRTHPLACE Brooklyn, NY

WEIGHT: 319 HOW ACQUIRED: FA '21

COLLEGE: Old Dominion

BORN: Nov. 6, 1994 (26)

RASHAAD COWARD'S NFL REGULAR SEASON STATISTICS

DATE	TEAM	GP	GS
2017	Bears	1	0
2018	Bears	0	0
2019	Bears	13	10
2020	Bears	16	5
2021	Steelers	0	0
NFL TOTALS		30	15

RASHAAD COWARD'S NFL POSTSEASON STATISTICS

DATE	TEAM	GP	GS
2018	Bears	0	0
2020	Bears	1	0
NFL TOTALS		1	0

2017 GAME-BY-GAME REGULAR-SEASON STATISTICS (BEARS)

DATE	OPPONENT	P/S		W/L	SCORE
09/10	Falcons		DID NOT PLAY	L	17-23
12/10	at Bengals	P		W	33-7
12/16	at Lions		ON INACTIVE LIST	L	10-20
12/24	Browns		INACTIVE	W	20-3
12/31	at Vikings		INACTIVE	L	10-23
2017 TOTALS		1-0		2-3	

2018 GAME-BY-GAME REGULAR-SEASON STATISTICS (BEARS)

DATE	OPPONENT	P/S		W/L	SCORE
09/09	at Packers		INACTIVE	L	23-24
09/17	Seahawks		ON INACTIVE LIST	W	24-17
09/23	at Cardinals		INACTIVE	W	16-14
09/30	Buccaneers		INACTIVE	W	48-10
10/14	at Dolphins		INACTIVE	L	28-31+
10/21	Patriots		INACTIVE	L	31-38
10/28	Jets		INACTIVE	W	24-10
11/04	at Bills		INACTIVE	W	41-9
11/11	Lions		INACTIVE	W	34-22
11/18	Vikings		INACTIVE	W	25-20
11/22	at Lions		INACTIVE	W	23-16
12/02	at Giants		INACTIVE	L	27-30+
12/09	Rams		INACTIVE	W	15-6
12/16	Packers		INACTIVE	W	24-17
12/23	at 49ers		INACTIVE	W	14-9
12/30	at Vikings		ON INACTIVE LIST	W	24-10
2018 TOTALS		0-0		12-4	
+ - Overtime					

2019 GAME-BY-GAME REGULAR-SEASON STATISTICS (BEARS)

DATE	OPPONENT	P/S		W/L	SCORE
09/05	Packers		ON INACTIVE LIST	L	3-10
09/15	at Broncos		INACTIVE	W	16-14
09/23	at Washington	P		W	31-15
09/29	Vikings	P		W	16-6
10/06	at Raiders	P		L	21-24
10/20	Saints	S		L	25-36
10/27	Chargers	S		L	16-17
11/03	at Eagles	S		L	14-22
11/10	Lions	S		W	20-13
11/17	at Rams	S		L	7-17
11/24	Giants	S		W	19-14
11/28	at Lions	S		W	24-20
12/05	Cowboys	S		W	31-24
12/15	at Packers	S		L	13-21
12/22	Chiefs	S		L	3-26
12/29	at Vikings		ON INACTIVE LIST	W	21-19
2019 TOTALS		13-10		8-8	

2020 GAME-BY-GAME REGULAR-SEASON STATISTICS (BEARS)

DATE	OPPONENT	P/S	W/L	SCORE
09/13	at Lions	P	W	27-23
09/20	Giants	P	W	17-13
09/27	at Falcons	P	W	30-26
10/04	Colts	P	L	11-19
10/08	Buccaneers	P	W	20-19
10/18	at Panthers	S	W	23-16
10/26	at Rams	S	L	10-24
11/01	Saints	S	L	23-26+
11/08	at Titans	S	L	17-24
11/16	Vikings	S	L	13-19
11/29	at Packers	P	L	25-41
12/06	Lions	P	L	30-34
12/13	Texans	P	W	36-7
12/20	at Vikings	P	W	33-27
12/27	at Jaguars	P	W	41-17
01/03	Packers	P	L	16-35
2020 TOTALS		16-5	8-8	

+ - Overtime

2021 GAME-BY-GAME REGULAR-SEASON STATISTICS (STEELERS)

DATE	OPPONENT	P/S	W/L	SCORE
09/12	at Bills		W	23-16
09/19	Raiders		L	17-26
2021 TOTALS		0-0	1-1	

2018 GAME-BY-GAME POSTSEASON STATISTICS (BEARS)

DATE	OPPONENT	P/S	W/L	SCORE
01/06	Eagles		L	15-16
2018 TOTALS		0-0	0-1	

2020 GAME-BY-GAME POSTSEASON STATISTICS (BEARS)

DATE	OPPONENT	P/S	W/L	SCORE
01/10	at Saints	P	L	9-21
2020 TOTALS		1-0	0-1	

REGULAR SEASON COMPARISON: DEFENSIVE - CINCINNATI BENGALS

DATE	OPP	W/L	GP/GS	TACKLES		ASST	SACK	YDS.	INT	TFL	PD	QBH	TD	MISC	
				SOLO	FF										
11/15/20	PIT vs. CIN	W	P	1	1	0	0.0	0.0	0	0	0	0	0	0	0
TOTALS		1/0	1/0	1	1	0	0.0	0.0	0	0	0	0	0	0	0

CARLOS DAVIS' NFL REGULAR SEASON DEFENSIVE STATISTICS

[illegible]

CARLOS DAVIS' NFL POSTSEASON DEFENSIVE STATISTICS

[illegible]

SINGLE-GAME HIGHS: DEFENSIVE

Total Tackles 2 vs. Indianapolis Colts, Dec 27, 2020
2 at Dallas Cowboys, Nov 08, 2020

Tackles For Loss 1 at Dallas Cowboys, Nov 08, 2020

2020 GAME-BY-GAME REGULAR-SEASON STATISTICS (STEELERS)


[illegible]

2021 GAME-BY-GAME REGULAR-SEASON STATISTICS (STEELERS)

[illegible]

2020 GAME-BY-GAME POSTSEASON STATISTICS (STEELERS)

[illegible]



EST. 1933

STEELERS NATION

69

KEVIN DOTSON

OFFENSIVE LINEMAN

HEIGHT: 6-4

WEIGHT: 321

COLLEGE: Louisiana

BORN: Sep. 18, 1996 (25)

BIRTHPLACE: Plaquemine, LA

HOW ACQUIRED: D4b '20

NFL EXPERIENCE: 2nd year

KEVIN DOTSON'S NFL REGULAR SEASON STATISTICS

DATE	TEAM	GP	GS
2020	Steelers	13	4
2021	Steelers	2	2
NFL TOTALS		15	6

KEVIN DOTSON'S NFL POSTSEASON STATISTICS

DATE	TEAM	GP	GS
2020	Steelers	1	0
NFL TOTALS		1	0

2020 GAME-BY-GAME REGULAR-SEASON STATISTICS (STEELERS)


DATE	OPPONENT	P/S	W/L	SCORE
09/14	at Giants	P	W	26-16
09/20	Broncos	S	W	26-21
09/27	Texans	P	W	28-21
10/11	Eagles	P	W	38-29
10/18	Browns	S	W	38-7
10/25	at Titans	P	W	27-24
11/01	at Ravens	P	W	28-24
11/08	at Cowboys	P	W	24-19
11/15	Bengals	DID NOT PLAY DID NOT PLAY	W	36-10
11/22	at Jaguars		W	27-3
12/02	Ravens	P	W	19-14
12/07	Washington	P	L	17-23
12/13	at Bills	P	L	15-26
12/21	at Bengals	ON INACTIVE LIST	L	17-27
12/27	Colts		W	28-24
01/03	at Browns	S	L	22-24
2020 TOTALS		13-4	12-4	

2021 GAME-BY-GAME REGULAR-SEASON STATISTICS (STEELERS)

DATE	OPPONENT	P/S	W/L	SCORE
09/12	at Bills	S	W	23-16
09/19	Raiders	S	L	17-26
2021 TOTALS		2-2	1-1	

2020 GAME-BY-GAME POSTSEASON STATISTICS (STEELERS)

DATE	OPPONENT	P/S	W/L	SCORE
01/10	Browns	P	L	37-48
2020 TOTALS		1-0	0-1	



85

ERIC EBRON

TIGHT END

HEIGHT: 6-4

WEIGHT: 253

COLLEGE: North Carolina

BORN: Apr. 10, 1993 (28)

BIRTHPLACE Newark, NJ

HOW ACQUIRED: UFA' 20

NFL EXPERIENCE: 8th year

REGULAR SEASON COMPARISON: RECEIVING - CINCINNATI BENGALS

DATE	OPP	W/L	GP/GS	REC	YDS.	AVG.	TD	LG	TGTS	YAC
12/24/17	DET @ CIN	L	P	5	83	16.6	1	33t	8	22
9/9/18	IND vs. CIN	L	S	4	51	12.8	1	26t	5	10
11/15/20	PIT vs. CIN	W	S	2	38	19.0	0	24	6	16
12/21/20	PIT @ CIN	L	P	0	0	0	0	0	1	0
TOTALS		1/3	4/2	11	172	15.6	2	33t	20	48

ERIC EBRON'S NFL REGULAR SEASON RUSHING/RECEIVING STATISTICS

RECEIVING										RUSHING				
DATE	TEAM	GP	GS	NO.	YDS.	AVG.	LG	TD		NO.	YDS.	AVG.	LG	TD
2014	Lions	13	7	25	248	9.9	22	1		0	0	0.0	0	0
2015	Lions	14	8	47	537	11.4	55	5		0	0	0.0	0	0
2016	Lions	13	13	61	711	11.7	61	1		1	1	1.0	1t	1
2017	Lions	16	9	53	574	10.8	44	4		0	0	0.0	0	0
2018	Colts	16	8	66	750	11.4	53t	13		3	-8	-2.7	2t	1
2019	Colts	11	2	31	375	12.1	48t	3		0	0	0.0	0	0
2020	Steelers	15	9	56	558	10.0	27	5		0	0	0.0	0	0
2021	Steelers	2	1	1	19	19.0	19	0		0	0	0.0	0	0
NFL TOTALS		100	57	340	3,772	11.1	61	32		4	-7	-1.8	2T	2

ERIC EBRON'S NFL POSTSEASON RUSHING/RECEIVING STATISTICS

RECEIVING										RUSHING				
DATE	TEAM	GP	GS	NO.	YDS.	AVG.	LG	TD		NO.	YDS.	AVG.	LG	TD
2014	Lions	1	1	3	21	7.0	8	0		0	0	0.0	0	0
2016	Lions	1	1	2	23	11.5	12	0		0	0	0.0	0	0
2018	Colts	2	1	8	77	9.6	21	1		0	0	0.0	0	0
2020	Steelers	1	0	7	62	8.9	17t	1		0	0	0.0	0	0
NFL TOTALS		5	3	20	183	9.2	21	2		0	0	0.0	0	0

ERIC EBRON'S NFL REGULAR SEASON RETURN STATISTICS

KICKOFF RETURNS										PUNT RETURNS				
DATE	TEAM	RET.	YDS.	AVG.	LG	TD		NO.	FC	YDS.	AVG.	LG	TD	
2014	Lions	0	0	0.0	0	0		0	0	0	0.0	0	0	0
2015	Lions	0	0	0.0	0	0		0	0	0	0.0	0	0	0
2016	Lions	0	0	0.0	0	0		0	0	0	0.0	0	0	0
2017	Lions	0	0	0.0	0	0		0	0	0	0.0	0	0	0
2018	Colts	0	0	0.0	0	0		0	0	0	0.0	0	0	0
2019	Colts	0	0	0.0	0	0		0	0	0	0.0	0	0	0
2020	Steelers	0	0	0.0	0	0		0	0	0	0.0	0	0	0
2021	Steelers	0	0	0.0	0	0		0	0	0	0.0	0	0	0
NFL TOTALS		0	0	0.0	0	0		0	0	0	0.0	0	0	0

ERIC EBRON'S NFL POSTSEASON RETURN STATISTICS

KICKOFF RETURNS										PUNT RETURNS				
DATE	TEAM	RET.	YDS.	AVG.	LG	TD		NO.	FC	YDS.	AVG.	LG	TD	
2014	Lions	0	0	0.0	0	0		0	0	0	0.0	0	0	0
2016	Lions	0	0	0.0	0	0		0	0	0	0.0	0	0	0
2018	Colts	0	0	0.0	0	0		0	0	0	0.0	0	0	0
2020	Steelers	0	0	0.0	0	0		0	0	0	0.0	0	0	0
NFL TOTALS		0	0	0.0	0	0		0	0	0	0.0	0	0	0

SINGLE-GAME HIGHS: RUSHING/RECEIVING

Rush Attempts	1 at Jacksonville Jaguars, Dec 02, 2018 1 vs. Jacksonville Jaguars, Nov 11, 2018 ...2 more at 1.	Longest Receptions	61 vs. Jacksonville Jaguars, Nov 20, 2016 55 vs. Minnesota Vikings, Oct 25, 2015
Rushing Yards	2 vs. Jacksonville Jaguars, Nov 11, 2018 1 vs. Jacksonville Jaguars, Nov 20, 2016	Receiving TDs	2 vs. Miami Dolphins, Nov 25, 2018 2 vs. Jacksonville Jaguars, Nov 11, 2018 ...1 more at 2.
Longest Runs	21 vs. Jacksonville Jaguars, Nov 11, 2018 11 vs. Jacksonville Jaguars, Nov 20, 2016	All-Purpose Yards	105 at New England Patriots, Oct 04, 2018 94 at Tampa Bay Buccaneers, Dec 10, 2017
Rushing TDs	1 vs. Jacksonville Jaguars, Nov 11, 2018 1 vs. Jacksonville Jaguars, Nov 20, 2016	Miscellaneous Tackles	1 vs. Miami Dolphins, Nov 10, 2019 1 vs. Miami Dolphins, Nov 25, 2018 ...3 more at 1.
Receptions	10 at Jacksonville Jaguars, Dec 02, 2018 10 at Tampa Bay Buccaneers, Dec 10, 2017	Most TDs	3 vs. Jacksonville Jaguars, Nov 11, 2018 2 vs. Miami Dolphins, Nov 25, 2018 ...1 more at 2.
Receiving Yards	105 at New England Patriots, Oct 04, 2018 94 at Tampa Bay Buccaneers, Dec 10, 2017	Receiving Average	23.3 vs. Jacksonville Jaguars, Nov 20, 2016 23.0 vs. Jacksonville Jaguars, Nov 11, 2018

SINGLE-GAME HIGHS - POSTSEASON: RECEIVING

Receptions	7 vs. Cleveland Browns, Jan 10, 2021 5 at Kansas City Chiefs, Jan 12, 2019 3 at Houston Texans, Jan 05, 2019 3 at Dallas Cowboys, Jan 04, 2015 2 at Seattle Seahawks, Jan 07, 2017	Receiving TDs	1 vs. Cleveland Browns, Jan 10, 2021 1 at Houston Texans, Jan 05, 2019
Receiving Yards	62 vs. Cleveland Browns, Jan 10, 2021 51 at Kansas City Chiefs, Jan 12, 2019 26 at Houston Texans, Jan 05, 2019 23 at Seattle Seahawks, Jan 07, 2017 21 at Dallas Cowboys, Jan 04, 2015	All-Purpose Yards	62 vs. Cleveland Browns, Jan 10, 2021 51 at Kansas City Chiefs, Jan 12, 2019 26 at Houston Texans, Jan 05, 2019 23 at Seattle Seahawks, Jan 07, 2017 21 at Dallas Cowboys, Jan 04, 2015
Longest Receptions	21 at Kansas City Chiefs, Jan 12, 2019 17t vs. Cleveland Browns, Jan 10, 2021 17 at Kansas City Chiefs, Jan 12, 2019 15 at Houston Texans, Jan 05, 2019 12 at Seattle Seahawks, Jan 07, 2017	Most TDs	1 vs. Cleveland Browns, Jan 10, 2021 1 at Houston Texans, Jan 05, 2019

100-YARD RECEIVING GAMES (1): REGULAR SEASON

DATE	TEAM	NO.	YDS.	AVG.	LG	TD
10/04/18	at Patriots	9	105	11.7	28	2

2014 GAME-BY-GAME REGULAR-SEASON STATISTICS (LIONS)

DATE	OPPONENT	P/S	RECEIVING					RUSHING					W/L	SCORE
			NO.	YDS.	AVG.	LG	TD	NO.	YDS.	AVG.	LG	TD		
09/08	Giants	P	0	0	0.0	0	0	0	0	0.0	0	0	W	35-14
09/14	at Panthers	P	3	38	12.7	17	0	0	0	0.0	0	0	L	7-24
09/21	Packers	P	0	0	0.0	0	0	0	0	0.0	0	0	W	19-7
09/28	at Jets	P	3	34	11.3	16t	1	0	0	0.0	0	0	W	24-17
10/05	Bills	P	2	8	4.0	5	0	0	0	0.0	0	0	L	14-17
10/12	at Vikings	S	2	23	11.5	12	0	0	0	0.0	0	0	W	17-3
10/19	Saints						INACTIVE						W	24-23
10/26	at Falcons						INACTIVE						W	22-21
11/09	Dolphins						INACTIVE						W	20-16
11/16	at Cardinals	S	4	22	5.5	8	0	0	0	0.0	0	0	L	6-14
11/23	at Patriots	P	2	23	11.5	17	0	0	0	0.0	0	0	L	9-34
11/27	Bears	S	3	23	7.7	13	0	0	0	0.0	0	0	W	34-17
12/07	Buccaneers	S	3	28	9.3	12	0	0	0	0.0	0	0	W	34-17
12/14	Vikings	S	1	11	11.0	11	0	0	0	0.0	0	0	W	16-14
12/21	at Bears	S	0	0	0.0	0	0	0	0	0.0	0	0	W	20-14
12/28	at Packers	S	2	38	19.0	22	0	0	0	0.0	0	0	L	20-30
2014 TOTALS		13-7	25	248	9.9	22	1	0	0	0.0	0	0	11-5	

2015 GAME-BY-GAME REGULAR-SEASON STATISTICS (LIONS)

DATE	OPPONENT	P/S	RECEIVING					RUSHING					W/L	SCORE
			NO.	YDS.	AVG.	LG	TD	NO.	YDS.	AVG.	LG	TD		
09/13	at Chargers	P	4	53	13.3	18t	1	0	0	0.0	0	0	L	28-33
09/20	at Vikings	S	5	43	8.6	16	1	0	0	0.0	0	0	L	16-26
09/27	Broncos	S	4	61	15.3	29	0	0	0	0.0	0	0	L	12-24
10/05	at Seahawks	P	2	22	11.0	19	0	0	0	0.0	0	0	L	10-13
10/11	Cardinals												L	17-42
10/18	Bears												W	37-34+
10/25	Vikings	S	5	89	17.8	55	1	0	0	0.0	0	0	L	19-28
11/01	at Chiefs	S	3	24	8.0	14	0	0	0	0.0	0	0	L	10-45
11/15	at Packers	P	4	28	7.0	13	0	0	0	0.0	0	0	W	18-16
11/22	Raiders	P	0	0	0.0	0	0	0	0	0.0	0	0	W	18-13
11/26	Eagles	P	2	28	14.0	19	0	0	0	0.0	0	0	W	45-14
12/03	Packers	S	2	9	4.5	6	1	0	0	0.0	0	0	L	23-27
12/13	at Rams	P	3	27	9.0	11	0	0	0	0.0	0	0	L	14-21
12/21	at Saints	S	4	79	19.8	45	0	0	0	0.0	0	0	W	35-27
12/27	49ers	S	4	49	12.3	20	0	0	0	0.0	0	0	W	32-17
01/03	at Bears	S	5	25	5.0	8	1	0	0	0.0	0	0	W	24-20
2015 TOTALS			14-8	47	537	11.4	55	5	0	0	0.0	0	0	7-9
+ - Overtime														

2016 GAME-BY-GAME REGULAR-SEASON STATISTICS (LIONS)

DATE	OPPONENT	P/S	RECEIVING					RUSHING					W/L	SCORE
			NO.	YDS.	AVG.	LG	TD	NO.	YDS.	AVG.	LG	TD		
09/11	at Colts	S	5	46	9.2	13	1	0	0	0.0	0	0	W	39-35
09/18	Titans	S	4	53	13.3	29	0	0	0	0.0	0	0	L	15-16
09/25	at Packers	S	5	69	13.8	21	0	0	0	0.0	0	0	L	27-34
10/02	at Bears	S	4	42	10.5	13	0	0	0	0.0	0	0	L	14-17
10/09	Eagles												W	24-23
10/16	Rams												W	31-28
10/23	Washington												W	20-17
10/30	at Texans	S	7	79	11.3	34	0	0	0	0.0	0	0	L	13-20
11/06	at Vikings	S	7	92	13.1	23	0	0	0	0.0	0	0	W	22-16+
11/20	Jaguars	S	3	70	23.3	61	0	1	1	1.0	1t	1	W	26-19
11/24	Vikings	S	0	0	0.0	0	0	0	0	0.0	0	0	W	16-13
12/04	at Saints	S	4	38	9.5	12	0	0	0	0.0	0	0	W	28-13
12/11	Bears	S	4	32	8.0	14	0	0	0	0.0	0	0	W	20-17
12/18	at Giants	S	4	36	9.0	21	0	0	0	0.0	0	0	L	6-17
12/26	at Cowboys	S	8	93	11.6	21	0	0	0	0.0	0	0	L	21-42
01/01	Packers	S	6	61	10.2	19	0	0	0	0.0	0	0	L	24-31
2016 TOTALS			13-13	61	711	11.7	61	1	1	1	1.0	1T	1	9-7
+ - Overtime														

2017 GAME-BY-GAME REGULAR-SEASON STATISTICS (LIONS)

DATE	OPPONENT	P/S	RECEIVING					RUSHING					W/L	SCORE
			NO.	YDS.	AVG.	LG	TD	NO.	YDS.	AVG.	LG	TD		
09/10	Cardinals	S	2	9	4.5	5	0	0	0	0.0	0	0	W	35-23
09/18	at Giants	S	5	42	8.4	17	1	0	0	0.0	0	0	W	24-10
09/24	Falcons	S	2	9	4.5	8	0	0	0	0.0	0	0	L	26-30
10/01	at Vikings	S	2	27	13.5	15	0	0	0	0.0	0	0	W	14-7
10/08	Panthers	S	1	6	6.0	6	0	0	0	0.0	0	0	L	24-27
10/15	at Saints	P	1	9	9.0	9	0	0	0	0.0	0	0	L	38-52
10/29	Steelers	S	2	58	29.0	44	0	0	0	0.0	0	0	L	15-20
11/06	at Packers	P	3	35	11.7	19	0	0	0	0.0	0	0	W	30-17
11/12	Browns	S	2	39	19.5	29t	1	0	0	0.0	0	0	W	38-24
11/19	at Bears	S	4	49	12.3	26	0	0	0	0.0	0	0	W	27-24
11/23	Vikings	S	4	34	8.5	14	0	0	0	0.0	0	0	L	23-30
12/03	at Ravens	P	4	38	9.5	13	0	0	0	0.0	0	0	L	20-44
12/10	at Buccaneers	P	10	94	9.4	21	0	0	0	0.0	0	0	W	24-21
12/16	Bears	P	5	33	6.6	19	1	0	0	0.0	0	0	W	20-10
12/24	at Bengals	P	5	83	16.6	33t	1	0	0	0.0	0	0	L	17-26
12/31	Packers	P	1	9	9.0	9	0	0	0	0.0	0	0	W	35-11
2017 TOTALS			16-9	53	574	10.8	44	4	0	0	0.0	0	0	9-7

2018 GAME-BY-GAME REGULAR-SEASON STATISTICS (COLTS)

DATE	OPPONENT	P/S	RECEIVING					RUSHING					W/L	SCORE
			NO.	YDS.	AVG.	LG	TD	NO.	YDS.	AVG.	LG	TD		
09/09	Bengals	S	4	51	12.8	26t	1	0	0	0.0	0	0	L	23-34
09/16	at Washington	P	3	26	8.7	13	1	0	0	0.0	0	0	W	21-9
09/23	at Eagles	S	5	33	6.6	9	0	0	0	0.0	0	0	L	16-20
09/30	Texans	S	5	40	8.0	12	1	0	0	0.0	0	0	L	34-37+
10/04	at Patriots	S	9	105	11.7	28	2	0	0	0.0	0	0	L	24-38
10/14	at Jets	P	4	71	17.8	19	1	1	-1	-1.0	-1	0	L	34-42
10/21	Bills	S	3	31	10.3	14	0	0	0	0.0	0	0	W	37-5
10/28	at Raiders	P	3	37	12.3	20t	1	0	0	0.0	0	0	W	42-28
11/11	Jaguars	P	3	69	23.0	53t	2	1	2	2.0	2t	1	W	29-26
11/18	Titans	P	0	0	0.0	0	0	0	0	0.0	0	0	W	38-10
11/25	Dolphins	P	5	45	9.0	14t	2	0	0	0.0	0	0	W	27-24
12/02	at Jaguars	P	10	81	8.1	20	0	1	-9	-9.0	-9	0	L	0-6
12/09	at Texans	S	4	65	16.3	23	1	0	0	0.0	0	0	W	24-21
12/16	Cowboys	S	1	8	8.0	8	0	0	0	0.0	0	0	W	23-0
12/23	Giants	P	3	28	9.3	14	0	0	0	0.0	0	0	W	28-27
12/30	at Titans	S	4	60	15.0	22	1	0	0	0.0	0	0	W	33-17
2018 TOTALS			16-8	66	750	11.4	53T	13	3	-8	-2.7	2T	1	10-6
+ - Overtime														

2019 GAME-BY-GAME REGULAR-SEASON STATISTICS (COLTS)

DATE	OPPONENT	P/S	RECEIVING					RUSHING					W/L	SCORE
			NO.	YDS.	AVG.	LG	TD	NO.	YDS.	AVG.	LG	TD		
09/08	at Chargers	P	1	8	8.0	8	0	0	0	0.0	0	0	L	24-30+
09/15	at Titans	P	3	25	8.3	13	1	0	0	0.0	0	0	W	19-17
09/22	Falcons	P	3	47	15.7	30	0	0	0	0.0	0	0	W	27-24
09/29	Raiders	P	1	48	48.0	48t	1	0	0	0.0	0	0	L	24-31
10/06	at Chiefs	P	1	8	8.0	8	0	0	0	0.0	0	0	W	19-13
10/20	Texans	S	4	70	17.5	33	1	0	0	0.0	0	0	W	30-23
10/27	Broncos	P	3	26	8.7	12	0	0	0	0.0	0	0	W	15-13
11/03	at Steelers	P	2	16	8.0	9	0	0	0	0.0	0	0	L	24-26
11/10	Dolphins	S	5	56	11.2	23	0	0	0	0.0	0	0	L	12-16
11/17	Jaguars	P	4	27	6.8	14	0	0	0	0.0	0	0	W	33-13
11/21	at Texans	P	4	44	11.0	14	0	0	0	0.0	0	0	L	17-20
12/01	Titans												L	17-31
12/08	at Buccaneers												L	35-38
12/16	at Saints												L	7-34
12/22	Panthers												W	38-6
12/29	at Jaguars												L	20-38
2019 TOTALS			11-2	31	375	12.1	48T	3	0	0	0.0	0	0	7-9
+ - Overtime														

2020 GAME-BY-GAME REGULAR-SEASON STATISTICS (STEELERS)

DATE	OPPONENT	P/S	RECEIVING					RUSHING					W/L	SCORE
			NO.	YDS.	AVG.	LG	TD	NO.	YDS.	AVG.	LG	TD		
09/14	at Giants	P	1	18	18.0	18	0	0	0	0.0	0	0	W	26-16
09/20	Broncos	S	3	43	14.3	21	0	0	0	0.0	0	0	W	26-21
09/27	Texans	S	5	52	10.4	17	1	0	0	0.0	0	0	W	28-21
10/11	Eagles	S	5	43	8.6	17	0	0	0	0.0	0	0	W	38-29
10/18	Browns	S	2	9	4.5	7	0	0	0	0.0	0	0	W	38-7
10/25	at Titans	S	6	50	8.3	22	0	0	0	0.0	0	0	W	27-24
11/01	at Ravens	S	4	48	12.0	18t	1	0	0	0.0	0	0	W	28-24
11/08	at Cowboys	P	3	22	7.3	9	1	0	0	0.0	0	0	W	24-19
11/15	Bengals	S	2	38	19.0	24	0	0	0	0.0	0	0	W	36-10
11/22	at Jaguars	S	4	36	9.0	20t	1	0	0	0.0	0	0	W	27-3
12/02	Ravens	P	7	54	7.7	27	0	0	0	0.0	0	0	W	19-14
12/07	Washington	S	7	68	9.7	22	0	0	0	0.0	0	0	L	17-23
12/13	at Bills	P	2	30	15.0	17	0	0	0	0.0	0	0	L	15-26
12/21	at Bengals	P	0	0	0.0	0	0	0	0	0.0	0	0	L	17-27
12/27	Colts	P	5	47	9.4	11	1	0	0	0.0	0	0	W	28-24
01/03	at Browns												L	22-24
2020 TOTALS			15-9	56	558	10.0	27	5	0	0	0.0	0	0	12-4

2021 GAME-BY-GAME REGULAR-SEASON STATISTICS (STEELERS)

DATE	OPPONENT	P/S	RECEIVING					RUSHING					W/L	SCORE
			NO.	YDS.	AVG.	LG	TD	NO.	YDS.	AVG.	LG	TD		
09/12	at Bills	S	1	19	19.0	19	0	0	0	0.0	0	0	W	23-16
09/19	Raiders	P	0	0	0.0	0	0	0	0	0.0	0	0	L	17-26
2021 TOTALS			2-1	1	19	19.0	19	0	0	0	0.0	0	0	1-1

2014 GAME-BY-GAME POSTSEASON STATISTICS (LIONS)

			RECEIVING					RUSHING						
DATE	OPPONENT	P/S	NO.	YDS.	AVG.	LG	TD	NO.	YDS.	AVG.	LG	TD	W/L	SCORE
01/04	at Cowboys	S	3	21	7.0	8	0	0	0	0.0	0	0	L	20-24
2014 TOTALS		1-1	3	21	7.0	8	0	0	0	0.0	0	0	0-1	

2016 GAME-BY-GAME POSTSEASON STATISTICS (LIONS)

			RECEIVING					RUSHING						
DATE	OPPONENT	P/S	NO.	YDS.	AVG.	LG	TD	NO.	YDS.	AVG.	LG	TD	W/L	SCORE
01/07	at Seahawks	S	2	23	11.5	12	0	0	0	0.0	0	0	L	6-26
2016 TOTALS		1-1	2	23	11.5	12	0	0	0	0.0	0	0	0-1	

2018 GAME-BY-GAME POSTSEASON STATISTICS (COLTS)

			RECEIVING					RUSHING						
DATE	OPPONENT	P/S	NO.	YDS.	AVG.	LG	TD	NO.	YDS.	AVG.	LG	TD	W/L	SCORE
01/05	at Texans	S	3	26	8.7	15	1	0	0	0.0	0	0	W	21-7
01/12	at Chiefs	P	5	51	10.2	21	0	0	0	0.0	0	0	L	13-31
2018 TOTALS		2-1	8	77	9.6	21	1	0	0	0.0	0	0	1-1	

2020 GAME-BY-GAME POSTSEASON STATISTICS (STEELERS)

			RECEIVING					RUSHING						
DATE	OPPONENT	P/S	NO.	YDS.	AVG.	LG	TD	NO.	YDS.	AVG.	LG	TD	W/L	SCORE
01/10	Browns	P	7	62	8.9	17t	1	0	0	0.0	0	0	L	37-48
2020 TOTALS		1-0	7	62	8.9	17T	1	0	0	0.0	0	0	0-1	



TERRELL EDMUNDS

SAFETY

HEIGHT: 6-1 BIRTHPLACE: Danville, VA
 WEIGHT: 217 HOW ACQUIRED: D1 '18
 COLLEGE: Virginia Tech NFL EXPERIENCE: 4th year
 BORN: Jan. 20, 1997 (24)

REGULAR SEASON COMPARISON: DEFENSIVE - CINCINNATI BENGALS

DATE	OPP	W/L	GP/GS	TACKLES			ASST	SACK	YDS.	INT	TFL	PD	QBH	TD	MISC	
				TOT	SOLO										FF	FR
10/14/18	PIT @ CIN	W	S	3	3		0	0.0	0.0	0	0	0	0	0	0	0
12/30/18	PIT vs. CIN	W	S	4	3		1	0.0	0.0	0	0	0	0	0	0	0
9/30/19	PIT vs. CIN	W	S	4	1		3	0.0	0.0	0	0	0	0	0	0	0
11/24/19	PIT @ CIN	W	S	5	3		2	0.0	0.0	0	0	0	0	0	0	0
11/15/20	PIT vs. CIN	W	S	8	5		3	0.0	0.0	0	0	0	0	0	0	0
12/21/20	PIT @ CIN	L	S	3	2		1	0.0	0.0	0	0	0	0	0	0	0
TOTALS		5/1	6/6	27	17		10	0.0	0.0	0	0	0	0	0	0	0

TERRELL EDMUNDS' NFL REGULAR SEASON DEFENSIVE STATISTICS

DATE	TEAM	GP	GS	TK	TACKLES							INTERCEPTIONS					O. FUMB				ST		MISC				
					S	A	TFL	YDS	SK	YDS	QBH	NO	YDS	LG	TD	PD	FF	FR	TD	YDS	TK	S	A	FF	FR	S	A
2018	Steelers	16	15	73	52	21	1	9	1.0	9.0	3	1	35	35	0	4	0	1	0	0	5	3	2	0	0	0	0
2019	Steelers	16	16	105	71	34	2	7	0.0	0.0	2	0	0	0	3	0	1	0	0	0	0	0	0	0	0	0	
2020	Steelers	15	12	68	46	22	1	11	1.0	11.0	1	2	11	7	0	8	0	0	0	0	0	0	0	0	0	0	
2021	Steelers	2	2	11	9	2	2	2	0.0	0.0	0	0	0	0	0	0	0	0	0	0	0	0	0	0	0	0	
NFL TOTALS		49	45	257	178	79	6	29	2.0	20.0	6	3	46	35	0	15	0	1	0	0	5	3	2	0	0	0	0

TERRELL EDMUNDS' NFL POSTSEASON DEFENSIVE STATISTICS

TACKLES											INTERCEPTIONS							O. FUMB				ST				MISC	
DATE	TEAM	GP	GS	TK	S	A	TFL	YDS	SK	YDS	QBH	NO	YDS	LG	TD	PD	FF	FR	TD	YDS	TK	S	A	FF	FR	S	A
2020	Steelers	1	1	6	3	3	1	1	0.0	0.0	0	0	0	0	0	1	0	0	0	0	0	0	0	0	0	0	0
NFL TOTALS		1	1	6	3	3	1	1	0.0	0.0	0	0	0	0	0	1	0	0	0	0	0	0	0	0	0	0	0

SINGLE-GAME HIGHS: DEFENSIVE

Total Tackles	11 vs. Buffalo Bills, Dec 15, 2019	Tackles For Loss	2 vs. Las Vegas Raiders, Sep 19, 2021
	11 vs. Seattle Seahawks, Sep 15, 2019		1 vs. Denver Broncos, Sep 20, 2020
Sacks	1.0 vs. Denver Broncos, Sep 20, 2020		...3 more at 1.
	1.0 vs. Los Angeles Chargers, Dec 02, 2018	Interceptions	2 at Jacksonville Jaguars, Nov 22, 2020
Passes Defensed	2 at Jacksonville Jaguars, Nov 22, 2020		1 at Tampa Bay Buccaneers, Sep 24, 2018
	2 at Tennessee Titans, Oct 25, 2020	Interception Return Yards	35 at Tampa Bay Buccaneers, Sep 24, 2018
Fumble Recoveries	1 vs. Baltimore Ravens, Sep 30, 2018		11 at Jacksonville Jaguars, Nov 22, 2020
		Special Teams Tackles	1 vs. Cincinnati Bengals, Dec 30, 2018
			1 vs. Los Angeles Chargers, Dec 02, 2018
			...3 more at 1.

SINGLE-GAME HIGHS - POSTSEASON: DEFENSIVE

Total Tackles	6 vs. Cleveland Browns, Jan 10, 2021	Tackles For Loss	1 vs. Cleveland Browns, Jan 10, 2021
Passes Defensed	1 vs. Cleveland Browns, Jan 10, 2021		

2018 GAME-BY-GAME REGULAR-SEASON STATISTICS (STEELERS)

DATE	OPPONENT	P/S	TACKLES								INTERCEPTIONS				O. FUMB				ST				MISC		W/L	SCORE	
			TK	S	A	SK	YDS	TFL	YDS	QBH	NO	YDS	LG	TD	PD	FF	FR	TD	YDS	TK	S	A	FF	FR			S
09/09	at Browns	S	0	0	0	0.0	0.0	0	0	0	1	0	0	0	0	0	0	0	0	0	0	0	0	0	0	T	21-21
09/16	Chiefs	P	3	3	0	0.0	0.0	0	0	0	0	0	0	0	0	0	0	0	1	1	0	0	0	0	0	L	37-42
09/24	at Buccaneers	S	1	1	0	0.0	0.0	0	0	0	35	35	0	1	0	0	0	0	0	0	0	0	0	0	0	W	30-27
09/30	Ravens	S	7	4	3	0.0	0.0	0	0	0	0	0	0	0	0	1	0	0	0	0	0	0	0	0	0	L	14-26
10/07	Falcons	S	7	5	2	0.0	0.0	0	0	0	0	0	0	0	0	0	0	0	0	0	0	0	0	0	0	W	41-17
10/14	at Bengals	S	3	3	0	0.0	0.0	0	0	0	0	0	0	0	0	0	0	0	0	0	0	0	0	0	0	W	28-21
10/28	Browns	S	3	2	1	0.0	0.0	0	0	0	0	0	0	0	0	0	0	0	1	1	0	0	0	0	0	W	33-18
11/04	at Ravens	S	4	2	2	0.0	0.0	0	0	0	0	0	0	1	0	0	0	0	0	0	0	0	0	0	0	W	23-16
11/08	Panthers	S	4	3	1	0.0	0.0	0	0	0	0	0	0	0	0	0	0	0	0	0	0	0	0	0	0	W	52-21
11/18	at Jaguars	S	4	3	1	0.0	0.0	0	0	1	0	0	0	0	0	0	0	0	0	0	0	0	0	0	0	W	20-16
11/25	at Broncos	S	8	8	0	0.0	0.0	0	0	0	0	0	0	0	0	0	0	0	1	0	1	0	0	0	0	L	17-24
12/02	Chargers	S	7	5	2	1.0	9.0	1	9	1	0	0	0	1	0	0	0	0	1	0	1	0	0	0	0	L	30-33
12/09	at Raiders	S	7	4	3	0.0	0.0	0	0	0	0	0	0	0	0	0	0	0	0	0	0	0	0	0	0	L	21-24
12/16	Patriots	S	7	2	5	0.0	0.0	0	0	0	0	0	0	0	0	0	0	0	0	0	0	0	0	0	0	W	17-10
12/23	at Saints	S	4	4	0	0.0	0.0	0	0	0	0	0	0	0	0	0	0	0	0	0	0	0	0	0	0	L	28-31
12/30	Bengals	S	4	3	1	0.0	0.0	0	0	0	0	0	0	0	0	0	0	0	1	1	0	0	0	0	0	W	16-13
2018 TOTALS		16-15	73	52	21	1.0	9.0	1	9	3	1	35	35	0	4	0	1	0	0	5	3	2	0	0	0	9-6-1	

[Home](#)
[About Us](#)
[Contact Us](#)
[Privacy Policy](#)
[Terms of Service](#)
[FAQ](#)
[Help](#)

DATE	OPPONENT	P/S	TACKLES							INTERCEPTIONS				FUMB.				ST				MISC						
			TK	S	A	SK	YDS	TFL	YDS	QBH	NO	YDS	LG	TD	PD	FF	FR	TD	YDS	TK	S	A	FF	FR	S	A	W/L	SCORE
09/08	@ Patriots	S	7	5	2	0.0	0.0	0	0	0	0	0	0	0	0	0	0	0	0	0	0	0	0	0	0	L	3-33	
09/15	@ Seahawks	S	11	8	3	0.0	0.0	0	0	0	0	0	0	1	0	0	0	0	0	0	0	0	0	0	0	L	26-28	
09/22	@ 49ers	S	10	7	3	0.0	0.0	0	0	2	0	0	0	0	0	0	0	0	0	0	0	0	0	0	0	L	20-24	
09/30	@ Bengals	S	4	1	3	0.0	0.0	0	0	0	0	0	0	0	0	0	0	0	0	0	0	0	0	0	0	W	27-3	
10/06	@ Ravens	S	5	4	1	0.0	0.0	0	0	0	0	0	0	0	0	0	0	0	0	0	0	0	0	0	0	L	23:26+	
10/13	@ Chargers	S	5	3	2	0.0	0.0	0	0	0	0	0	0	1	0	0	0	0	0	0	0	0	0	0	0	W	24:17	
10/28	@ Dolphins	S	4	3	1	0.0	0.0	0	0	0	0	0	0	0	0	0	0	0	0	0	0	0	0	0	0	W	27:14	
11/03	@ Colts	S	8	4	4	0.0	0.0	0	0	0	0	0	0	0	0	0	0	0	0	0	0	0	0	0	0	W	26:24	
11/10	@ Rams	S	8	4	4	0.0	0.0	1	0	0	0	0	0	1	0	0	0	0	0	0	0	0	0	0	0	W	17:12	
11/14	@ Browns	S	3	3	0	0.0	0.0	0	0	0	0	0	0	0	0	0	0	0	0	0	0	0	0	0	0	L	7-21	
11/24	@ Bengals	S	5	3	2	0.0	0.0	0	0	0	0	0	0	0	0	0	0	0	0	0	0	0	0	0	0	W	16:10	
12/01	@ Browns	S	6	4	2	0.0	0.0	0	0	0	0	0	0	0	0	0	0	0	0	0	0	0	0	0	0	W	20:13	
12/08	@ Cardinals	S	7	6	1	0.0	0.0	1	7	0	0	0	0	0	0	0	0	0	0	0	0	0	0	0	0	W	23:17	
12/15	@ Bills	S	11	10	1	0.0	0.0	0	0	0	0	0	0	0	0	0	0	0	0	0	0	0	0	0	0	L	10:17	
12/22	@ Jets	S	4	1	3	0.0	0.0	0	0	0	0	0	0	0	0	0	0	0	0	0	0	0	0	0	0	L	10:16	
12/29	@ Ravens	S	7	5	2	0.0	0.0	0	0	0	0	0	0	0	0	0	0	0	0	0	0	0	0	0	0	L	10:28	
2019 TOTALS			16-16		105	71	34	0.0	0.0	2	7	2	0	0	0	0	0	3	0	0	0	0	0	0	0	0	8-8	
+ Overtime																												

+ - Overtime

2020 GAME-BY-GAME REGULAR-SEASON STATISTICS (STEELERS)

[illegible]


ON INACTIVE LIST

2021 GAME-BY-GAME REGULAR-SEASON STATISTICS (STEELERS)

[illegible]

2020 GAME-BY-GAME POSTSEASON STATISTICS (STEELERS)

[illegible]



67

B.J. FINNEY
CENTER/GUARD

HEIGHT: 6-4

WEIGHT: 318

COLLEGE: Kansas State

BORN: Oct. 26, 1991 (29)

BIRTHPLACE: Wichita, KS

HOW ACQUIRED: UDFA '15

NFL EXPERIENCE: 5th year

B.J. FINNEY'S NFL REGULAR SEASON STATISTICS

DATE	TEAM	GP	GS
2016	Steelers	13	3
2017	Steelers	14	4
2018	Steelers	16	2
2019	Steelers	16	4
2020	Seahawks	6	0
2021	Steelers	1	0
NFL TOTALS		66	13

B.J. FINNEY'S NFL POSTSEASON STATISTICS

DATE	TEAM	GP	GS
2016	Steelers	0	0
2017	Steelers	1	0
NFL TOTALS		1	0

2016 GAME-BY-GAME REGULAR-SEASON STATISTICS (STEELERS)

DATE	OPPONENT	P/S		W/L	SCORE
09/12	at Washington	P	INACTIVE	W	38-16
09/18	Bengals			W	24-16
09/25	at Eagles	P		L	3-34
10/02	Chiefs	S		W	43-14
10/09	Jets	P		W	31-13
10/16	at Dolphins	P	DID NOT PLAY (NON-INJURY)	L	15-30
10/23	Patriots	P		L	16-27
11/06	at Ravens	P		L	14-21
11/13	Cowboys	P		L	30-35
11/20	at Browns			W	24-9
11/24	at Colts	P	INACTIVE	W	28-7
12/04	Giants			W	24-14
12/11	at Bills	S		W	27-20
12/18	at Bengals	P		W	24-20
12/25	Ravens	P		W	31-27
01/01	Browns	S		W	27-24+
2016 TOTALS		13-3		11-5	

+ - Overtime

2017 GAME-BY-GAME REGULAR-SEASON STATISTICS (STEELERS)

DATE	OPPONENT	P/S		W/L	SCORE
09/10	at Browns		DID NOT PLAY (NON-INJURY)	W	21-18
09/17	Vikings	P		W	26-9
09/24	at Bears	P		L	17-23+
10/01	at Ravens	S		W	26-9
10/08	Jaguars	P		L	9-30
10/15	at Chiefs	S	DID NOT PLAY (NON-INJURY)	W	19-13
10/22	Bengals	P		W	29-14
10/29	at Lions	P		W	20-15
11/12	at Colts			W	20-17
11/16	Titans	P		W	40-17
11/26	Packers	P		W	31-28
12/04	at Bengals	P		W	23-20
12/10	Ravens	P		W	39-38
12/17	Patriots	P		L	24-27
12/25	at Texans	S		W	34-6
12/31	Browns	S		W	28-24
2017 TOTALS		14-4		13-3	

+ - Overtime

2018 GAME-BY-GAME REGULAR-SEASON STATISTICS (STEELERS)

DATE	OPPONENT	P/S		W/L/T	SCORE
09/09	at Browns	P		T	21-21
09/16	Chiefs	S		L	37-42
09/24	at Buccaneers	S		W	30-27
09/30	Ravens	P		L	14-26
10/07	Falcons	P		W	41-17
10/14	at Bengals	P		W	28-21
10/28	Browns	P		W	33-18
11/04	at Ravens	P		W	23-16
11/08	Panthers	P		W	52-21
11/18	at Jaguars	P		W	20-16
11/25	at Broncos	P		L	17-24
12/02	Chargers	P		L	30-33
12/09	at Raiders	P		L	21-24
12/16	Patriots	P		W	17-10
12/23	at Saints	P		L	28-31
12/30	Bengals	P		W	16-13
2018 TOTALS		16-2		9-6-1	

2019 GAME-BY-GAME REGULAR-SEASON STATISTICS (STEELERS)

DATE	OPPONENT	P/S		W/L	SCORE
09/08	at Patriots	P		L	3-33
09/15	Seahawks	P		L	26-28
09/22	at 49ers	P		L	20-24
09/30	Bengals	P		W	27-3
10/06	Ravens	P		L	23-26+
10/13	at Chargers	P		W	24-17
10/28	Dolphins	P		W	27-14
11/03	Colts	S		W	26-24
11/10	Rams	P		W	17-12
11/14	at Browns	P		L	7-21
11/24	at Bengals	S		W	16-10
12/01	Browns	S		W	20-13
12/08	at Cardinals	P		W	23-17
12/15	Bills	P		L	10-17
12/22	at Jets	P		L	10-16
12/29	at Ravens	S		L	10-28
2019 TOTALS		16-4		8-8	
+ - Overtime					

2020 GAME-BY-GAME REGULAR-SEASON STATISTICS (SEAHAWKS)

DATE	OPPONENT	P/S		W/L	SCORE
09/13	at Falcons	P		W	38-25
09/20	Patriots	P		W	35-30
09/27	Cowboys	P		W	38-31
10/04	at Dolphins	P		W	31-23
10/11	Vikings	P		W	27-26
10/25	at Cardinals	P		L	34-37+
11/01	49ers		DID NOT PLAY	W	37-27
11/08	at Bills		NOT ON ROSTER	L	34-44
11/15	at Rams		NOT ON ROSTER	L	16-23
11/19	Cardinals		NOT ON ROSTER	W	28-21
11/30	at Eagles		NOT ON ROSTER	W	23-17
12/06	Giants		NOT ON ROSTER	L	12-17
12/13	Jets		NOT ON ROSTER	W	40-3
12/20	at Washington		NOT ON ROSTER	W	20-15
12/27	Rams		NOT ON ROSTER	W	20-9
01/03	at 49ers		2	W	26-23
2020 TOTALS		6-0		12-4	
+ - Overtime					

2021 GAME-BY-GAME REGULAR-SEASON STATISTICS (STEELERS)

DATE	OPPONENT	P/S		W/L	SCORE
09/12	at Bills		DID NOT PLAY (NON-INJURY)	W	23-16
09/19	Raiders	P		L	17-26
2021 TOTALS		1-0		1-1	

2016 GAME-BY-GAME POSTSEASON STATISTICS (STEELERS)

DATE	OPPONENT	P/S		W/L	SCORE
01/08	Dolphins		INACTIVE	W	30-12
01/15	at Chiefs		INACTIVE	W	18-16
01/22	at Patriots		INACTIVE	L	17-36
2016 TOTALS		0-0		2-1	

2017 GAME-BY-GAME POSTSEASON STATISTICS (STEELERS)

DATE	OPPONENT	P/S		W/L	SCORE
01/14	Jaguars	P		L	42-45
2017 TOTALS		1-0		0-1	



39

MINKAH FITZPATRICK

SAFETY

HEIGHT: 6-1

WEIGHT: 207

COLLEGE: Alabama

BORN: Nov. 17, 1996 (24)

BIRTHPLACE: Old Bridge, NJ

HOW ACQUIRED: TR '19 (MIA)

NFL EXPERIENCE: 4th year



REGULAR SEASON COMPARISON: DEFENSIVE - CINCINNATI BENGALS

DATE	OPP	W/L	GP/GS	TOT	TACKLES			ASST	SACK	YDS.	INT	TFL	PD	QBH	TD	MISC	
					SOLO	TFL	YDS									FF	FR
10/7/18	MIA @ CIN	L	P	5	4	2	0.0	1	0.0	0.0	0	1	0	0	0	0	0
9/30/19	PIT vs. CIN	W	S	4	2	2	0.0	2	0.0	0.0	0	0	0	0	0	0	0
11/24/19	PIT @ CIN	W	S	6	1	5	0.0	0	0.0	0.0	0	0	0	0	0	0	1
11/15/20	PIT vs. CIN	W	S	6	6	0	0.0	0	0.0	0.0	0	0	0	0	0	0	0
12/21/20	PIT @ CIN	L	S	7	6	1	0.0	0	0.0	0.0	0	1	0	0	0	0	0
TOTALS		3/2	5/4	28	19	9	0.0	0.0	0	0.0	0	2	0	0	0	0	1

MINKAH FITZPATRICK'S NFL REGULAR SEASON DEFENSIVE STATISTICS

DATE	TEAM	GP	GS	TK	S	A	TACKLES			QBH	INTERCEPTIONS			O. FUMB			ST			MISC						
							TFL	YDS	SK		NO	YDS	LG	TD	PD	FF	FR	TD	YDS	TK	S	A	FF	FR	S	A
2018	Dolphins	16	11	79	50	29	2	5	0.0	0.0	0	2	64	50t	1	9	0	0	0	1	1	0	0	0	0	
2019	Dolphins	2	2	11	7	4	0	0	0.0	0.0	0	0	0	0	0	1	1	0	0	1	1	0	0	0	0	
Went from Miami to Pittsburgh.																										
2019	Steelers	14	14	57	36	21	1	1	0.0	0.0	1	5	130	96t	1	9	1	2	1	79	0	0	0	0	0	0
2019	TOTAL	16	16	68	43	25	1	1	0.0	0.0	1	5	130	96t	1	9	2	3	1	79	1	1	0	0	0	0
2020	Steelers	16	16	79	60	19	1	1	0.0	0.0	0	4	77	37	1	11	1	1	0	-1	0	0	0	0	0	0
2021	Steelers	2	2	16	10	6	0	0	0.0	0.0	0	0	0	0	0	1	0	0	0	0	0	0	0	0	0	0
NFL TOTALS		50	45	242	163	79	4	7	0.0	0.0	1	11	271	96T	3	30	3	4	1	78	2	2	0	0	0	0

MINKAH FITZPATRICK'S NFL POSTSEASON DEFENSIVE STATISTICS


		TACKLES										INTERCEPTIONS						O. FUMB				ST				MISC	
DATE	TEAM	GP	GS	TK	S	A	TFL	YDS	SK	QBH	NO	YDS	LG	TD	PD	FF	FR	TD	YDS	TK	S	A	FF	FR	S	A	
2020	Steelers	1	1	6	4	2	0	0	0.0	0.0	0	0	0	0	0	0	0	0	0	0	0	0	0	0	0	0	
NFL TOTALS		1	1	6	4	2	0	0	0.0	0.0	0	0	0	0	0	0	0	0	0	0	0	0	0	0	0	0	

SINGLE-GAME HIGHS: DEFENSIVE

Total Tackles	10 at Buffalo Bills, Sep 12, 2021	Tackles For Loss	1 at Cincinnati Bengals, Dec 21, 2020
	10 at New England Patriots, Sep 30, 2018		1 at Arizona Cardinals, Dec 08, 2019
	...1 more at 10.		...2 more at 1.
Passes Defensed	2 vs. Baltimore Ravens, Dec 02, 2020	Interceptions	2 at Jacksonville Jaguars, Nov 22, 2020
	2 at Jacksonville Jaguars, Nov 22, 2020		2 vs. Miami Dolphins, Oct 28, 2019
	...6 more at 2.	Interception Return Yards	96 vs. Indianapolis Colts, Nov 03, 2019
Forced Fumbles	1 at Baltimore Ravens, Nov 01, 2020		50 at Minnesota Vikings, Dec 16, 2018
	1 at San Francisco 49ers, Sep 22, 2019	Special Teams Tackles	1 vs. Baltimore Ravens, Sep 08, 2019
	...1 more at 1.		1 vs. Detroit Lions, Oct 21, 2018
Fumble Recoveries	1 at Dallas Cowboys, Nov 08, 2020		
	1 at Cincinnati Bengals, Nov 24, 2019		
	...2 more at 1.		

SINGLE-GAME HIGHS - POSTSEASON: DEFENSIVE

Total Tackles	6 vs. Cleveland Browns, Jan 10, 2021
---------------	--------------------------------------



88

PAT FREIERMUTH

(Friar-mooth)

TIGHT END

HEIGHT: 6-5

WEIGHT: 258

COLLEGE: Penn State

BORN: Oct. 25, 1998 (22)

BIRTHPLACE Merrimac, MA

HOW ACQUIRED: D2 '21

NFL EXPERIENCE: R

PAT FREIERMUTH'S NFL REGULAR SEASON RUSHING/RECEIVING STATISTICS

DATE	TEAM	GP	GS	RECEIVING					RUSHING				
				NO.	YDS.	AVG.	LG	TD	NO.	YDS.	AVG.	LG	TD
2021	Steelers	2	2	5	60	12.0	24	0	0	0	0.0	0	0
NFL TOTALS		2	2	5	60	12.0	24	0	0	0	0.0	0	0

PAT FREIERMUTH'S NFL REGULAR SEASON RETURN STATISTICS

		KICKOFF RETURNS					PUNT RETURNS					
DATE	TEAM	RET.	YDS.	AVG.	LG	TD	NO.	FC	YDS.	AVG.	LG	TD
2021	Steelers	0	0	0.0	0	0	0	0	0	0.0	0	0
NFL TOTALS		0	0	0.0	0	0	0	0	0	0.0	0	0

SINGLE-GAME HIGHS: RECEIVING

Receptions	4 vs. Las Vegas Raiders, Sep 19, 2021 1 at Buffalo Bills, Sep 12, 2021	All-Purpose Yards	36 vs. Las Vegas Raiders, Sep 19, 2021 24 at Buffalo Bills, Sep 12, 2021
Receiving Yards	36 vs. Las Vegas Raiders, Sep 19, 2021 24 at Buffalo Bills, Sep 12, 2021	Receiving Average	9.0 vs. Las Vegas Raiders, Sep 19, 2021
Longest Receptions	24 at Buffalo Bills, Sep 12, 2021 14 vs. Las Vegas Raiders, Sep 19, 2021		

2021 GAME-BY-GAME REGULAR-SEASON STATISTICS (STEELERS)

DATE	OPPONENT	P/S	RECEIVING					RUSHING					W/L	SCORE
			NO.	YDS.	AVG.	LG	TD	NO.	YDS.	AVG.	LG	TD		
09/12	at Bills	S	1	24	24.0	24	0	0	0	0.0	0	0	W	23-16
09/19	Raiders	S	4	36	9.0	14	0	0	0	0.0	0	0	L	17-26
2021 TOTALS		2-2	5	60	12.0	24	0	0	0	0.0	0	0	1-1	



ZACH GENTRY

TIGHT END

HEIGHT: 6-8 BIRTHPLACE Albuquerque, NM
WEIGHT: 265 HOW ACQUIRED: D5 '19
COLLEGE: Michigan NFL EXPERIENCE: 3rd year
BORN: Sep. 10, 1996 (25)

ZACH GENTRY'S NFL REGULAR SEASON RUSHING/RECEIVING STATISTICS

DATE	TEAM	GP	GS	RECEIVING					RUSHING				
				NO.	YDS.	AVG.	LG	TD	NO.	YDS.	AVG.	LG	TD
2019	Steelers	4	0	1	4	4.0	4	0	0	0	0.0	0	0
2020	Steelers	2	1	0	0	0.0	0	0	0	0	0.0	0	0
2021	Steelers	2	0	1	-2	-2.0	-2	0	0	0	0.0	0	0
NFL TOTALS		8	1	2	2	1.0	4	0	0	0	0.0	0	0

ZACH GENTRY'S NFL POSTSEASON RUSHING/RECEIVING STATISTICS

DATE	TEAM	GP	GS	RECEIVING					RUSHING				
				NO.	YDS.	AVG.	LG	TD	NO.	YDS.	AVG.	LG	TD
2020	Steelers	0	0	0	0	0.0	0	0	0	0	0.0	0	0
NFL TOTALS		0	0	0	0	0.0	0	0	0	0	0.0	0	0

ZACH GENTRY'S NFL REGULAR SEASON RETURN STATISTICS

KICKOFF RETURNS						PUNT RETURNS						
DATE	TEAM	RET.	YDS.	AVG.	LG	TD	NO.	FC	YDS.	AVG.	LG	TD
2019	Steelers	0	0	0.0	0	0	0	0	0	0.0	0	0
2020	Steelers	0	0	0.0	0	0	0	0	0	0.0	0	0
2021	Steelers	0	0	0.0	0	0	0	0	0	0.0	0	0
NFL TOTALS		0	0	0.0	0	0	0	0	0	0.0	0	0

ZACH GENTRY'S NFL POSTSEASON RETURN STATISTICS

KICKOFF RETURNS							PUNT RETURNS					
DATE	TEAM	RET.	YDS.	AVG.	LG	TD	NO.	FC	YDS.	AVG.	LG	TD
2020	Steelers	0	0	0.0	0	0	0	0	0	0.0	0	0
NFL TOTALS		0	0	0.0	0	0	0	0	0	0.0	0	0

SINGLE-GAME HIGHS: RECEIVING

Receptions1 at Buffalo Bills, Sep 12, 2021
Receiving Yards1 vs. Buffalo Bills, Dec 15, 2019
Longest Receptions4 vs. Buffalo Bills, Dec 15, 2019

All-Purpose Yards
Miscellaneous Tackles

4 vs. Buffalo Bills, Dec 15, 2019
1 at San Francisco 49ers, Sep 22, 2019

2019 GAME-BY-GAME REGULAR-SEASON STATISTICS (STEELERS)

DATE	OPPONENT	P/S	RECEIVING					RUSHING					W/L	SCORE
			NO.	YDS.	AVG.	LG	TD	NO.	YDS.	AVG.	LG	TD		
09/08	at Patriots						ON INACTIVE LIST					L	3-33	
09/15	Seahawks						INACTIVE					L	26-28	
09/22	at 49ers	P	0	0	0.0	0	0	0	0.0	0	0	L	20-24	
09/30	Bengals	P	0	0	0.0	0	0	0	0.0	0	0	W	27-3	
10/06	Ravens						INACTIVE					L	23-26+	
10/13	at Chargers	P	0	0	0.0	0	0	0	0.0	0	0	W	24-17	
10/28	Dolphins						INACTIVE					W	27-14	
11/03	Colts						INACTIVE					W	26-24	
11/10	Rams						INACTIVE					W	17-12	
11/14	at Browns						INACTIVE					L	7-21	
11/24	at Bengals						INACTIVE					W	16-10	
12/01	Browns						INACTIVE					W	20-13	
12/08	at Cardinals						INACTIVE					W	23-17	
12/15	Bills	P	1	4	4.0	4	0	0	0.0	0	0	L	10-17	
12/22	at Jets						INACTIVE					L	10-16	
12/29	at Ravens						ON INACTIVE LIST					L	10-28	
2019 TOTALS		4-0	1	4	4.0	4	0	0	0.0	0	0	8-8		
+ - Overtime														

2020 GAME-BY-GAME REGULAR-SEASON STATISTICS (STEELERS)


DATE	OPPONENT	P/S	RECEIVING					RUSHING					W/L	SCORE
			NO.	YDS.	AVG.	LG	TD	NO.	YDS.	AVG.	LG	TD		
09/14	at Giants						ON INACTIVE LIST						W	26-16
09/20	Broncos						ON INACTIVE LIST						W	26-21
09/27	Texans						ON INACTIVE LIST						W	28-21
10/11	Eagles						INACTIVE						W	38-29
10/18	Browns						ON INACTIVE LIST						W	38-7
10/25	at Titans						ON INACTIVE LIST						W	27-24
11/01	at Ravens						ON INACTIVE LIST						W	28-24
11/08	at Cowboys						ON INACTIVE LIST						W	24-19
11/15	Bengals	P	0	0	0.0	0	0	0	0	0.0	0	0	W	36-10
11/22	at Jaguars	S	0	0	0.0	0	0	0	0	0.0	0	0	W	27-3
12/02	Ravens						DID NOT PLAY						W	19-14
12/07	Washington						DID NOT PLAY						L	17-23
12/13	at Bills						DID NOT PLAY						L	15-26
12/21	at Bengals						DID NOT PLAY						L	17-27
12/27	Colts						DID NOT PLAY						W	28-24
01/03	at Browns						DID NOT PLAY						L	22-24
2020 TOTALS		2-1	0	0	0.0	0	0	0	0	0.0	0	0	12-4	

2021 GAME-BY-GAME REGULAR-SEASON STATISTICS (STEELERS)

DATE	OPPONENT	P/S	RECEIVING					RUSHING					W/L	SCORE
			NO.	YDS.	AVG.	LG	TD	NO.	YDS.	AVG.	LG	TD		
09/12	at Bills	P	1	-2	-2.0	-2	0	0	0	0.0	0	0	W	23-16
09/19	Raiders	P	0	0	0.0	0	0	0	0	0.0	0	0	L	17-26
2021 TOTALS		2-0	1	-2	-2.0	-2	0	0	0	0.0	0	0	1-1	

2020 GAME-BY-GAME POSTSEASON STATISTICS (STEELERS)

DATE	OPPONENT	P/S	RECEIVING					RUSHING					W/L	SCORE
			NO.	YDS.	AVG.	LG	TD	NO.	YDS.	AVG.	LG	TD		
01/10	Browns						DID NOT PLAY						L	37-48
2020 TOTALS		0-0	0	0	0.0	0	0	0	0	0.0	0	0	0-1	



EST. 1933

FEELERS NATION

Hardball

54

ULYSEES GILBERT III

INSIDE LINEBACKER

HEIGHT: 6-0

WEIGHT: 230

COLLEGE: Akron

BORN: Aug 9, 1997 (24)

BIRTHPLACE: Ocala, FL

HOW ACQUIRED: D6c '19

NFL EXPERIENCE: 3rd year

ULYSEES GILBERT III'S NFL REGULAR SEASON DEFENSIVE STATISTICS

DATE	TEAM	GP	GS	TACKLES							YDS	QBH	INTERCEPTIONS				O. FUMB				ST				MISC	
				TK	S	A	TFL	YDS	SK	NO			YDS	LG	TD	PD	FF	FR	TD	YDS	TK	S	A	FF	FR	TD
2019	Steelers	7	0	0	0	0	0	0	0.0	0.0	0	0	0	0	0	0	0	0	5	3	2	0	0	0	0	
2020	Steelers	4	0	2	2	0	0	0	0.0	0.0	0	0	0	0	0	0	0	0	3	1	2	0	0	0	0	
2021	Steelers	2	0	0	0	0	0	0	0.0	0.0	0	0	0	0	0	0	0	0	1	1	0	0	0	0	0	
NFL TOTALS		13	0	2	2	0	0	0	0.0	0.0	0	0	0	0	0	0	0	0	9	5	4	0	0	0	0	

ULYSEES GILBERT III'S NFL POSTSEASON DEFENSIVE STATISTICS

		TACKLES										INTERCEPTIONS					O. FUMB					ST					MISC		
DATE	TEAM	GP	GS	TK	S	A	TFL	YDS	SK	YDS	QBH	NO	YDS	LG	TD	PD	FF	FR	TD	YDS	TK	S	A	FF	FR	TD	S	A	
2020	Steelers	0	0	0	0	0	0	0	0.0	0.0	0	0	0	0	0	0	0	0	0	0	0	0	0	0	0	0	0	0	
NFL TOTALS		0	0	0	0	0	0	0	0.0	0.0	0	0	0	0	0	0	0	0	0	0	0	0	0	0	0	0	0	0	

SINGLE-GAME HIGHS: DEFENSIVE

Total Tackles	2 at Buffalo Bills, Dec 13, 2020	Special Teams Tackles	2 at Buffalo Bills, Dec 13, 2020
			2 vs. Indianapolis Colts, Nov 03, 2019
			...1 more at 2.

2019 GAME-BY-GAME REGULAR-SEASON STATISTICS (STEELERS)


DATE	OPPONENT	P/S	TACKLES							INTERCEPTIONS					O. FUMB			ST			MISC			W/L	SCORE					
			TK	S	A	SK	YDS	TFL	YDS	QBH	NO	YDS	LG	TD	PD	FF	FR	TD	YDS	TK	S	A	FF			FR	S	A		
09/08	at Patriots	P	0	0	0	0.0	0.0	0	0	0	0	0	0	0	0	0	0	0	0	0	0	0	0	0	0	L	3-33			
09/15	Seahawks	P	0	0	0	0.0	0.0	0	0	0	0	0	0	0	0	0	0	0	2	0	2	0	0	0	0	L	26-28			
09/22	at 49ers	P	0	0	0	0.0	0.0	0	0	0	0	0	0	0	0	0	0	0	0	0	0	0	0	0	0	L	20-24			
09/30	Bengals	P	0	0	0	0.0	0.0	0	0	0	0	0	0	0	0	0	0	0	1	1	0	0	0	0	0	W	27-3			
10/06	Ravens	P	0	0	0	0.0	0.0	0	0	0	0	0	0	0	0	0	0	0	0	0	0	0	0	0	0	L	23-26+			
10/13	at Chargers	P	0	0	0	0.0	0.0	0	0	0	0	0	0	0	0	0	0	0	0	0	0	0	0	0	0	W	24-17			
10/28	Dolphins									INACTIVE																W	27-14			
11/03	Colts	P	0	0	0	0.0	0.0	0	0	0	0	0	0	0	0	0	0	0	2	2	0	0	0	0	0	W	26-24			
11/10	Rams									DID NOT PLAY																W	17-12			
11/14	at Browns									DID NOT PLAY																L	7-21			
11/24	at Bengals									DID NOT PLAY																W	16-10			
12/01	Browns									NOT ON ROSTER																W	20-13			
12/08	at Cardinals									NOT ON ROSTER																W	23-17			
12/15	Bills									NOT ON ROSTER																L	10-17			
12/22	at Jets									NOT ON ROSTER																L	10-16			
12/29	at Ravens									NOT ON ROSTER																L	10-28			
2019 TOTALS		7-0	0	0	0	0.0	0.0	0	0	0	0	0	0	0	0	0	0	0	5	3	2	0	0	0	0	8-8				
+ - Overtime																														

2020 GAME-BY-GAME REGULAR-SEASON STATISTICS (STEELERS)

DATE	OPPONENT	P/S	TACKLES							QBH	INTERCEPTIONS				O. FUMB				ST				MISC			W/L	SCORE
			TK	S	A	SK	YDS	TFL	YDS		NO	YDS	LG	TD	PD	FF	FR	TD	YDS	TK	S	A	FF	FR	TD		
09/14	at Giants										ON INACTIVE LIST															W	26-16
09/20	Broncos										ON INACTIVE LIST															W	26-21
09/27	Texans										ON INACTIVE LIST															W	28-21
10/11	Eagles	P	0	0	0	0.0	0.0	0	0	0	0	0	0	0	0	0	0	0	1	0	1	0	0	0	0	W	38-29
10/18	Browns										ON INACTIVE LIST															W	38-7
10/25	at Titans	P	0	0	0	0.0	0.0	0	0	0	0	0	0	0	0	0	0	0	0	0	0	0	0	0	0	W	27-24
11/01	at Ravens										ON INACTIVE LIST															W	28-24
11/08	at Cowboys										DID NOT PLAY															W	24-19
11/15	Bengals										DID NOT PLAY															W	36-10
11/22	at Jaguars										DID NOT PLAY															W	27-3
12/02	Ravens										DID NOT PLAY															W	19-14
12/07	Washington										DID NOT PLAY															L	17-23
12/13	at Bills	P	2	2	0	0.0	0.0	0	0	0	0	0	0	0	0	0	0	0	2	1	1	0	0	0	0	L	15-26
12/21	at Bengals	P	0	0	0	0.0	0.0	0	0	0	0	0	0	0	0	0	0	0	0	0	0	0	0	0	0	L	17-27
12/27	Colts										DID NOT PLAY															W	28-24
01/03	at Browns										DID NOT PLAY															L	22-24
2020 TOTALS			4-0	2	2	0	0.0	0.0	0	0	0	0	0	0	0	0	0	0	3	1	2	0	0	0	0	12-4	

DATE	OPPONENT	P/S	TACKLES							INTERCEPTIONS					O. FUMB			ST			MISC		SCORE				
			TK	S	A	SK	YDS	TFL	YDS	QBH	NO	YDS	LG	TD	PD	FF	FR	TD	YDS	TK	S	A		FF	FR	S	A
09/12	at Bills	P	0	0	0	0.0	0.0	0	0	0	0	0	0	0	0	0	0	0	1	1	0	0	0	0	0	W	23-16
09/19	Raiders	P	0	0	0	0.0	0.0	0	0	0	0	0	0	0	0	0	0	0	0	0	0	0	0	0	0	L	17-26
2021 TOTALS		2-0	0	0	0	0.0	0.0	0	0	0	0	0	0	0	0	0	0	0	1	1	0	0	0	0	0	1-1	

DATE	OPPONENT	P/S	TACKLES							INTERCEPTIONS					F. FUMB			ST				MISC		W/L	SCORE				
			TK	S	A	SK	YDS	TFL	YDS	QBH	NO	YDS	LG	TD	PD	FF	FR	TD	YDS	TK	S	A	FF			FR	S	A	
01/10	Browns		DID NOT PLAY																									L	37-48
2020 TOTALS			0	0	0	0	0	0	0	0	0	0	0	0	0	0	0	0	0	0	0	0	0	0	0	0	0	1-1	



53

KENDRICK GREEN

CENTER

HEIGHT: 6-4

WEIGHT: 315

COLLEGE: Illinois

BORN: Dec. 22, 1998 (22)

BIRTHPLACE Peoria, IL

HOW ACQUIRED: D3 '21


NFL EXPERIENCE: R

KENDRICK GREEN'S NFL REGULAR SEASON STATISTICS

DATE	TEAM	GP	GS
2021	Steelers	2	2
NFL TOTALS		2	2

2021 GAME-BY-GAME REGULAR-SEASON STATISTICS (STEELERS)

DATE	OPPONENT	P/S	W/L	SCORE
09/12	at Bills	S	W	23-16
09/19	Raiders	S	L	17-26
2021 TOTALS		2-2	1-1	



JOE HADEN





CORNERBACK

HEIGHT: 5-11 BIRTHPLACE: Fort Washington, MD

WEIGHT: 195 HOW ACQUIRED: FA '17

COLLEGE: Florida NFL EXPERIENCE: 12th year

BORN: Apr. 14, 1989 (32)

REGULAR SEASON COMPARISON: DEFENSIVE - CINCINNATI BENGALS

DATE	OPP	W/L	GP/GS	TOT	TACKLES			SACK	YDS.	INT	TFL	PD	QBH	TD	MISC		
					SOLO	ASST									FF	FR	
10/3/10	CLV vs. CIN	W	P	4	4	0	0.0	0.0	0.0	0	1	0	0	0	0	0	0
12/19/10	CLV @ CIN	L	S	7	6	1	0.0	0.0	0	0	0	0	0	0	0	0	0
9/11/11	CLV vs. CIN	L	S	3	1	2	1.0	0.0	0	0	5	1	0	0	0	0	0
11/27/11	CLV @ CIN	L	S	5	4	1	0.0	0.0	0	0	0	0	0	0	0	0	0
10/14/12	CLV vs. CIN	W	S	7	6	1	0.0	0.0	1	0	3	0	0	0	0	0	0
9/29/13	CLV vs. CIN	W	S	4	4	0	0.0	0.0	0	0	2	0	0	0	0	0	0
11/17/13	CLV @ CIN	L	S	2	0	2	0.0	0.0	2	0	2	0	0	0	0	0	0
11/6/14	CLV @ CIN	W	S	3	2	1	0.0	0.0	0	0	2	0	0	0	0	0	1
12/14/14	CLV vs. CIN	L	S	2	2	0	0.0	0.0	0	0	1	0	0	0	0	0	0
12/11/16	CLV vs. CIN	L	S	6	4	2	0.0	0.0	0	0	0	0	0	0	0	0	0
10/22/17	PIT vs. CIN	W	S	1	1	0	0.0	0.0	1	0	1	0	0	0	0	0	0
10/14/18	PIT @ CIN	W	S	3	3	0	0.0	0.0	0	0	2	0	0	0	0	0	0
12/30/18	PIT vs. CIN	W	S	1	1	0	0.0	0.0	0	0	0	0	0	0	0	0	0
9/30/19	PIT vs. CIN	W	S	3	3	0	0.0	0.0	0	0	1	0	0	0	0	0	0
11/24/19	PIT @ CIN	W	S	2	2	0	0.0	0.0	0	0	3	0	0	0	0	0	0
11/15/20	PIT vs. CIN	W	S	4	3	1	0.0	0.0	0	0	3	0	0	0	0	0	0
12/21/20	PIT @ CIN	L	S	2	2	0	0.0	0.0	0	0	1	0	0	0	0	0	0
TOTALS			10/7	17/16	59	48	11	1.0	0.0	4	0	27	1	0	0	0	1

JOE HADEN'S NFL REGULAR SEASON DEFENSIVE STATISTICS

DATE	TEAM	GP	GS	TK	S	TACKLES					YDS	QBH	INTERCEPTIONS				O. FUMBS				ST				MISC		
						A	TFL	YDS	SK	NO			YDS	LG	TD	PD	FF	FR	TD	YDS	TK	S	A	FF		FR	S
2010	Browns	16	7	56	49	7	0	0	1.0	5.0	0	6	101	62	0	18	1	0	0	0	8	8	0	0	0	0	0
2011	Browns	15	15	65	53	12	2	0	1.0	0.0	1	0	0	0	0	19	1	0	0	0	0	0	0	0	0	0	
2012	Browns	11	11	51	40	11	0	0	0.0	0.0	0	3	64	50	0	11	1	0	0	0	0	0	0	0	0	0	
2013	Browns	15	15	54	43	11	0	0	0.0	0.0	0	4	57	29	1	20	0	0	0	0	0	0	0	0	0	0	
2014	Browns	15	15	73	58	15	1	3	0.0	0.0	0	3	0	0	0	20	1	2	0	34	0	0	0	0	0	0	
2015	Browns	5	5	22	18	4	0	0	0.0	0.0	0	0	0	0	0	2	0	1	0	0	0	0	0	0	0	0	
2016	Browns	13	13	48	37	11	0	0	0.0	0.0	0	3	9	9	0	11	0	0	0	0	0	0	0	0	0	0	
2017	Browns	1	1	0	0	0	0	0	0.0	0.0	0	0	0	0	0	0	0	0	0	0	0	0	0	0	0	0	
Went from Cleveland to Pittsburgh																											
2017	Steelers	10	10	20	18	2	1	3	1.0	3.0	1	1	1	1	0	7	0	0	0	0	0	0	0	0	0	0	0
2017	TOTAL	11	11	20	18	2	1	3	1.0	3.0	1	1	1	1	0	7	0	0	0	0	0	0	0	0	0	0	0
2018	Steelers	15	15	63	51	12	2	2	0.0	0.0	0	2	0	0	0	12	1	0	0	0	0	0	0	0	0	0	
2019	Steelers	16	16	65	59	6	3	7	0.0	0.0	0	5	20	16	0	17	1	1	0	3	0	0	0	0	0	0	
2020	Steelers	14	14	52	44	8	2	1	0.0	0.0	0	2	38	24	1	12	0	0	0	0	0	0	0	0	0	0	
2021	Steelers	1	1	5	3	2	0	0	0.0	0.0	0	0	0	0	0	1	0	0	0	0	0	0	0	0	0	0	
NFL TOTALS		147	138	574	473	101	11	16	3.0	8.0	2	29	290	62	2	149	7	5	0	37	8	8	0	0	0	0	0

JOE HADEN'S NFL POSTSEASON DEFENSIVE STATISTICS


				TACKLES								INTERCEPTIONS				O. FUMB				ST				MISC			
DATE	TEAM	GP	GS	TK	S	A	TFL	YDS	SK	YDS	QBH	NO	YDS	LG	TD	PD	FF	FR	TD	YDS	TK	S	A	FF	FR	S	A
2017	Steelers	1	1	4	4	0	0	0	0.0	0.0	0	0	0	0	0	0	1	0	0	0	0	0	0	0	0	0	0
2020	Steelers	0	0	0	0	0	0	0	0.0	0.0	0	0	0	0	0	0	0	0	0	0	0	0	0	0	0	0	0
NFL TOTALS		1	1	4	4	0	0	0	0.0	0.0	0	0	0	0	0	1	0	0	0	0	0	0	0	0	0	0	0

SINGLE-GAME HIGHS: DEFENSIVE

Total Tackles	13 vs. Houston Texans, Nov 16, 2014 12 vs. New England Patriots, Dec 16, 2018	Tackles For Loss	2 vs. Cleveland Browns, Oct 28, 2018 1 vs. Baltimore Ravens, Dec 02, 2020 ...8 more at 1.
Sacks	1.0 vs. Pittsburgh Steelers, Sep 10, 2017 1.0 vs. Cincinnati Bengals, Sep 11, 2011 ...1 more at 1.0.	Interceptions	2 at Arizona Cardinals, Dec 08, 2019 2 vs. Baltimore Ravens, Sep 18, 2016 ...1 more at 2.
Passes Defensed	5 vs. Los Angeles Rams, Nov 10, 2019 5 vs. Cincinnati Bengals, Sep 11, 2011	Interception Return Yards	62 at Pittsburgh Steelers, Oct 17, 2010 50 vs. Philadelphia Eagles, Sep 09, 2012
Forced Fumbles	1 at Buffalo Bills, Sep 12, 2021 1 vs. Los Angeles Rams, Nov 10, 2019 ...5 more at 1.	Special Teams Tackles	2 vs. Cincinnati Bengals, Oct 03, 2010 2 vs. Kansas City Chiefs, Sep 19, 2010
Fumble Recoveries	1 at Baltimore Ravens, Dec 29, 2019 1 vs. Tennessee Titans, Sep 20, 2015 ...3 more at 1.	Longest Opponent's Fumble Return	34 vs. Oakland Raiders, Oct 26, 2014 3 at Baltimore Ravens, Dec 29, 2019

[illegible][illegible]

DATE	OPPONENT	P/S	TACKLES							INTERCEPTIONS					O. FUMB.			ST				MISC		W/L	SCORE		
			TK	S	A	SK	YDS	TFL	YDS	QBH	NO	YDS	LG	TD	PD	FF	FR	TD	YDS	TK	S	A	FF			FR	S
01/10	Browns																										
2020 TOTALS			0	0	0	0	0	0	0	0	0	0	0	0	0	0	0	0	0	0	0	0	0	0	0	0	0
			DID NOT PLAY																						L	37-48	



71

JOE HAEG

TACKLE

HEIGHT: 6-6

BIRTHPLACE Lake Shore, MN

WEIGHT: 298

HOW ACQUIRED: UFA '21

COLLEGE: North Dakota State

NFL EXPERIENCE: 6th year

BORN: Mar. 11, 1993 (28)

JOE HAEG'S NFL REGULAR SEASON STATISTICS

DATE	TEAM	GP	GS
2016	Colts	15	14
2017	Colts	16	15
2018	Colts	8	6
2019	Colts	16	0
2020	Buccaneers	12	3
2021	Steelers	2	0
NFL TOTALS		69	38

JOE HAEG'S NFL POSTSEASON STATISTICS

DATE	TEAM	GP	GS
2018	Colts	2	0
2020	Buccaneers	4	0
NFL TOTALS		6	0

2016 GAME-BY-GAME REGULAR-SEASON STATISTICS (COLTS)

DATE	OPPONENT	P/S		W/L	SCORE
09/11	Lions		INACTIVE	L	35-39
09/18	at Broncos	P		L	20-34
09/25	Chargers	S		W	26-22
10/02	at Jaguars	S		L	27-30
10/09	Bears	S		W	29-23
10/16	at Texans	S		L	23-26+
10/23	at Titans	S		W	34-26
10/30	Chiefs	S		L	14-30
11/06	at Packers	S		W	31-26
11/20	Titans	S		W	24-17
11/24	Steelers	S		L	7-28
12/05	at Jets	S		W	41-10
12/11	Texans	S		L	17-22
12/18	at Vikings	S		W	34-6
12/24	at Raiders	S		L	25-33
01/01	Jaguars	S		W	24-20
2016 TOTALS		15-14		8-8	
+ - Overtime					

2017 GAME-BY-GAME REGULAR-SEASON STATISTICS (COLTS)

DATE	OPPONENT	P/S		W/L	SCORE
09/10	at Rams	P		L	9-46
09/17	Cardinals	S		L	13-16+
09/24	Browns	S		W	31-28
10/01	at Seahawks	S		L	18-46
10/08	49ers	S		W	26-23+
10/16	at Titans	S		L	22-36
10/22	Jaguars	S		L	0-27
10/29	at Bengals	S		L	23-24
11/05	at Texans	S		W	20-14
11/12	Steelers	S		L	17-20
11/26	Titans	S		L	16-20
12/03	at Jaguars	S		L	10-30
12/10	at Bills	S		L	7-13+
12/14	Broncos	S		L	13-25
12/23	at Ravens	S		L	16-23
12/31	Texans	S		W	22-13
2017 TOTALS		16-15		4-12	
+ - Overtime					

2018 GAME-BY-GAME REGULAR-SEASON STATISTICS (COLTS)

DATE	OPPONENT	P/S		W/L	SCORE
09/09	Bengals	S		L	23-34
09/16	at Washington	S		W	21-9
09/23	at Eagles	S		L	16-20
09/30	Texans		INJURED RESERVE	L	34-37+
10/04	at Patriots		INJURED RESERVE	L	24-38
10/14	at Jets		INJURED RESERVE	L	34-42
10/21	Bills		INJURED RESERVE	W	37-5
10/28	at Raiders		INJURED RESERVE	W	42-28
11/11	Jaguars		INJURED RESERVE	W	29-26
11/18	Titans		INJURED RESERVE	W	38-10
11/25	Dolphins		INJURED RESERVE	W	27-24
12/02	at Jaguars	S		L	0-6
12/09	at Texans	P		W	24-21
12/16	Cowboys	S		W	23-0
12/23	Giants	S		W	28-27
12/30	at Titans	P		W	33-17
2018 TOTALS		8-6		10-6	

+ - Overtime

2019 GAME-BY-GAME REGULAR-SEASON STATISTICS (COLTS)

DATE	OPPONENT	P/S		W/L	SCORE
09/08	at Chargers	P		L	24-30+
09/15	at Titans	P		W	19-17
09/22	Falcons	P		W	27-24
09/29	Raiders	P		L	24-31
10/06	at Chiefs	P		W	19-13
10/20	Texans	P		W	30-23
10/27	Broncos	P		W	15-13
11/03	at Steelers	P		L	24-26
11/10	Dolphins	P		L	12-16
11/17	Jaguars	P		W	33-13
11/21	at Texans	P		L	17-20
12/01	Titans	P		L	17-31
12/08	at Buccaneers	P		L	35-38
12/16	at Saints	P		L	7-34
12/22	Panthers	P		W	38-6
12/29	at Jaguars	P		L	20-38
2019 TOTALS		16-0		7-9	

+ - Overtime

2020 GAME-BY-GAME REGULAR-SEASON STATISTICS (BUCCANEERS)

DATE	OPPONENT	P/S		W/L	SCORE
09/13	at Saints		DID NOT PLAY (NON-INJURY)	L	23-34
09/20	Panthers		DID NOT PLAY (NON-INJURY)	W	31-17
09/27	at Broncos		DID NOT PLAY (NON-INJURY)	W	28-10
10/04	Chargers		DID NOT PLAY (NON-INJURY)	W	38-31
10/08	at Bears	P		L	19-20
10/18	Packers	P		W	38-10
10/25	at Raiders	S		W	45-20
11/02	at Giants	S		W	25-23
11/08	Saints	S		L	3-38
11/15	at Panthers	P		W	46-23
11/23	Rams	P		L	24-27
11/29	Chiefs	P		L	24-27
12/13	Vikings	P		W	26-14
12/20	at Falcons	P		W	31-27
12/26	at Lions	P		W	47-7
01/03	Falcons	P		W	44-27
2020 TOTALS		12-3		11-5	

2021 GAME-BY-GAME REGULAR-SEASON STATISTICS (STEELERS)


DATE	OPPONENT	P/S		W/L	SCORE
09/12	at Bills	P		W	23-16
09/19	Raiders	P		L	17-26
2021 TOTALS		2-0		1-1	

2018 GAME-BY-GAME POSTSEASON STATISTICS (COLTS)

DATE	OPPONENT	P/S		W/L	SCORE
01/05	at Texans	P		W	21-7
01/12	at Chiefs	P		L	13-31
2018 TOTALS		2-0		1-1	

2020 GAME-BY-GAME POSTSEASON STATISTICS (BUCCANEERS)

DATE	OPPONENT	P/S		W/L	SCORE
01/09	at Washington	P		W	31-23
01/17	at Saints	P		W	30-20
01/24	at Packers	P		W	31-26
02/07	Chiefs	P		W	31-9
2020 TOTALS		4-0		4-0	



22

NAJEE HARRIS

(NAH-gee)

RUNNING BACK

HEIGHT: 6-1

WEIGHT: 232

COLLEGE: Alabama

BORN: Apr. 19, 1999 (22)

BIRTHPLACE: Antioch, CA

HOW ACQUIRED: D1 '21

NFL EXPERIENCE: R

NAJEE HARRIS' NFL REGULAR SEASON RUSHING/RECEIVING STATISTICS

DATE	TEAM	GP	GS	RUSHING					RECEIVING				
				NO.	YDS.	AVG.	LG	TD	NO.	YDS.	AVG.	LG	TD
2021	Steelers	2	2	26	83	3.2	18	0	6	47	7.8	25t	1
NFL TOTALS		2	2	26	83	3.2	18	0	6	47	7.8	25T	1

NAJEE HARRIS' NFL REGULAR SEASON RETURN STATISTICS


		KICKOFF RETURNS					PUNT RETURNS					
DATE	TEAM	RET.	YDS.	AVG.	LG	TD	NO.	FC	YDS.	AVG.	LG	TD
2021	Steelers	0	0	0.0	0	0	0	0	0	0.0	0	0
NFL TOTALS		0	0	0.0	0	0	0	0	0	0.0	0	0

SINGLE-GAME HIGHS: RUSHING/RECEIVING

Rush Attempts	16 at Buffalo Bills, Sep 12, 2021	Receiving TDs	1 vs. Las Vegas Raiders, Sep 19, 2021
	10 vs. Las Vegas Raiders, Sep 19, 2021	All-Purpose Yards	81 vs. Las Vegas Raiders, Sep 19, 2021
Rushing Yards	45 at Buffalo Bills, Sep 12, 2021		49 at Buffalo Bills, Sep 12, 2021
	38 vs. Las Vegas Raiders, Sep 19, 2021	Most TDs	1 vs. Las Vegas Raiders, Sep 19, 2021
Longest Runs	18 at Buffalo Bills, Sep 12, 2021	Rushing Average	3.8 vs. Las Vegas Raiders, Sep 19, 2021
	14 vs. Las Vegas Raiders, Sep 19, 2021		2.8 at Buffalo Bills, Sep 12, 2021
	...1 more at 14.	Receiving Average	8.6 vs. Las Vegas Raiders, Sep 19, 2021
Receptions	5 vs. Las Vegas Raiders, Sep 19, 2021		
	1 at Buffalo Bills, Sep 12, 2021		
Receiving Yards	43 vs. Las Vegas Raiders, Sep 19, 2021		
	4 at Buffalo Bills, Sep 12, 2021		
Longest Receptions	25t vs. Las Vegas Raiders, Sep 19, 2021		
	9 vs. Las Vegas Raiders, Sep 19, 2021		

2021 GAME-BY-GAME REGULAR-SEASON STATISTICS (STEELERS)

DATE	OPPONENT	P/S	RUSHING					RECEIVING					W/L	SCORE
			NO.	YDS.	AVG.	LG	TD	NO.	YDS.	AVG.	LG	TD		
09/12	at Bills	S	16	45	2.8	18	0	1	4	4.0	4	0	W	23-16
09/19	Raiders	S	10	38	3.8	14	0	5	43	8.6	25t	1	L	17-26
2021 TOTALS		2-2	26	83	3.2	18	0	6	47	7.8	25T	1	1-1	



6

PRESSLEY HARVIN III

PUNTER

HEIGHT: 6-0

BIRTHPLACE: Alcolu, SC

WEIGHT: 255

HOW ACQUIRED: D7b '21

COLLEGE: Georgia Tech

NFL EXPERIENCE: R

BORN: Sep. 17, 1998 (23)

PRESSLEY HARVIN III'S NFL REGULAR SEASON PUNTING STATISTICS


DATE	TEAM	GP	NO.	YDS.	AVG.	OPP. RET.	YDS.	NET YDS.	AVG.	TB	IN20	LG	BK
2021	Steelers	2	9	404	44.9	3	27	377	41.9	0	5	59	0
NFL TOTALS		2	9	404	44.9	3	27	377	41.9	0	5	59	0

SINGLE-GAME HIGHS: PUNTER

Punts	5 at Buffalo Bills, Sep 12, 2021	Net Punting Avg	42.8 vs. Las Vegas Raiders, Sep 19, 2021
	4 vs. Las Vegas Raiders, Sep 19, 2021		41.2 at Buffalo Bills, Sep 12, 2021
Gross Punting Yards	207 at Buffalo Bills, Sep 12, 2021	Longest Punts	59 vs. Las Vegas Raiders, Sep 19, 2021
	197 vs. Las Vegas Raiders, Sep 19, 2021		51 at Buffalo Bills, Sep 12, 2021
Gross Punting Avg	49.3 vs. Las Vegas Raiders, Sep 19, 2021	Inside the 20	3 vs. Las Vegas Raiders, Sep 19, 2021
	41.4 at Buffalo Bills, Sep 12, 2021		2 at Buffalo Bills, Sep 12, 2021
Net Punting Yards	206 at Buffalo Bills, Sep 12, 2021		
	171 vs. Las Vegas Raiders, Sep 19, 2021		

2021 GAME-BY-GAME REGULAR-SEASON STATISTICS (STEELERS)

DATE	OPPONENT		NO.	YDS.	AVG.	OPP. RET.	YDS.	NET YDS.	AVG	TB	IN20	LG	BK	W/L	SCORE
09/12	at Bills	P	5	207	41.4	1	1	206	41.2	0	2	51	0	W	23-16
09/19	Raiders	P	4	197	49.3	2	26	171	42.8	0	3	59	0	L	17-26
2021 TOTALS		2	9	404	44.9	3	27	377	41.9	0	5	59	0	1-1	



3

DWAYNE HASKINS

QUARTERBACK

HEIGHT: 6-4

WEIGHT: 230

COLLEGE: Ohio State

BORN: May. 3, 1997 (24)

BIRTHPLACE Highland Park, NJ

HOW ACQUIRED: FA '21

NFL EXPERIENCE: 3rd year

DWAYNE HASKINS' NFL REGULAR SEASON PASSING STATISTICS

DATE	TEAM	GP	GS	ATT.	CMP.	PCT.	YDS	AVG.	TD	INT.	LG	SK	LST	RATE
2019	Washington	9	7	203	119	58.6	1,365	6.7	7	7	75t	29	204	76.1
2020	Washington	7	6	241	148	61.4	1,439	6.0	5	7	50	20	141	73.0
2021	Steelers	0	0	0	0	0.0	0	0.0	0	0	0	0	0	0.0
TOTALS		16	13	444	267	60.1	2,804	6.3	12	14	75T	49	345	74.4

DWAYNE HASKINS' NFL POSTSEASON PASSING STATISTICS

DATE	TEAM	GP	GS	ATT.	CMP.	PCT.	YDS	AVG.	TD	INT.	LG	SK	LST	RATE
2020	Washington	0	0	0	0	0.0	0	0.0	0	0	0	0	0	0.0
TOTALS		0	0	0	0	0.0	0	0.0	0	0	0	0	0	0.0

DWAYNE HASKINS' NFL REGULAR SEASON RUSHING STATISTICS

DATE	TEAM	NO.	YDS.	AVG.	LG	TD
2019	Washington	20	101	5.1	23	0
2020	Washington	20	46	2.3	19	1
2021	Steelers	0	0	0.0	0	0
TOTALS		40	147	3.7	23	1

DWAYNE HASKINS' NFL POSTSEASON RUSHING STATISTICS

DATE	TEAM	NO.	YDS.	AVG.	LG	TD
2020	Washington	0	0	0.0	0	0
TOTALS		0	0	0.0	0	0

DWAYNE HASKINS' NFL REGULAR SEASON PASSING/RUSHING STATISTICS

DATE	TEAM	GP	GS	PASSING											RUSHING				
				ATT.	CMP.	PCT.	YDS	AVG.	TD	INT.	LG	SK	LST	RATE	NO.	YDS.	AVG.	LG	TD
2019	Washington	9	7	203	119	58.6	1,365	6.7	7	7	75t	29	204	76.1	20	101	5.1	23	0
2020	Washington	7	6	241	148	61.4	1,439	6.0	5	7	50	20	141	73.0	20	46	2.3	19	1
2021	Steelers	0	0	0	0	0.0	0	0.0	0	0	0	0	0	0.0	0	0	0.0	0	0
TOTALS		16	13	444	267	60.1	2,804	6.3	12	14	75T	49	345	74.4	40	147	3.7	23	1

DWAYNE HASKINS' NFL POSTSEASON PASSING/RUSHING STATISTICS

DATE	TEAM	GP	GS	PASSING											RUSHING				
				ATT.	CMP.	PCT.	YDS	AVG.	TD	INT.	LG	SK	LST	RATE	NO.	YDS.	AVG.	LG	TD
2020	Washington	0	0	0	0	0.0	0	0.0	0	0	0	0	0	0.0	0	0	0.0	0	0
TOTALS		0	0	0	0	0.0	0	0.0	0	0	0	0	0	0.0	0	0	0.0	0	0

SINGLE-GAME HIGHS: QUARTERBACK

Pass Attempts	55 vs. Seattle Seahawks, Dec 20, 2020 45 vs. Baltimore Ravens, Oct 04, 2020	Passer Rating	143.2 vs. New York Giants, Dec 22, 2019 121.3 vs. Philadelphia Eagles, Dec 15, 2019
Pass Completions	38 vs. Seattle Seahawks, Dec 20, 2020 32 vs. Baltimore Ravens, Oct 04, 2020	Rush Attempts	7 vs. Philadelphia Eagles, Sep 13, 2020 4 at San Francisco 49ers, Dec 13, 2020 ...2 more at 4.
Yards Passing	314 vs. Baltimore Ravens, Oct 04, 2020 295 vs. Seattle Seahawks, Dec 20, 2020	Rushing Yards	28 vs. Seattle Seahawks, Dec 20, 2020 28 vs. Detroit Lions, Nov 24, 2019
TD Passes	2 at Cleveland Browns, Sep 27, 2020 2 vs. New York Giants, Dec 22, 2019 ...2 more at 2.	Longest Runs	23 vs. Philadelphia Eagles, Dec 15, 2019 19 vs. Philadelphia Eagles, Sep 13, 2020
Long Passes	75t vs. Philadelphia Eagles, Dec 15, 2019 50 vs. Carolina Panthers, Dec 27, 2020	Rushing TDs	1 vs. Baltimore Ravens, Oct 04, 2020
Completion Percentage	80.0 vs. New York Giants, Dec 22, 2019 71.1 vs. Baltimore Ravens, Oct 04, 2020		

300-YARD PASSING GAMES (1): REGULAR SEASON

DATE	TEAM	NO.	YDS.	AVG.	LG	TD
10/04/20	RAVENS	32	314	9.8	40	0

2019 GAME-BY-GAME REGULAR-SEASON STATISTICS (WASHINGTON)

DATE	OPPONENT	P/S	PASSING											RUSHING				W/L	SCORE
			ATT	CMP	YDS	PCT	Y/A	Y/C	TD	INT	LG	SK/YD	RATE	ATT	YDS	LG	TD		
09/08	at Eagles																	L	27-32
09/15	Cowboys																	L	21-31
09/23	Bears																	L	15-31
09/29	at Giants	P	17	9	107	52.9	6.3	11.9	0	3	39	2/21	32.8	2	23	14	0	L	3-24
10/06	Patriots																	L	7-33
10/13	at Dolphins																	W	17-16
10/20	49ers																	L	0-9
10/24	at Vikings	P	5	3	33	60.0	6.6	11.0	0	1	21	2/18	40.0	0	0	0	0	L	9-19
11/03	at Bills	S	22	15	144	68.2	6.5	9.6	0	0	22	4/28	86.2	3	14	9	0	L	9-24
11/17	Jets	S	35	19	214	54.3	6.1	11.3	2	1	45t	6/43	79.9	4	5	4	0	L	17-34
11/24	Lions	S	29	13	156	44.8	5.4	12.0	0	1	26	3/12	47.5	3	28	18	0	W	19-16
12/01	at Panthers	S	25	13	147	52.0	5.9	11.3	0	0	26	5/33	69.9	4	6	5	0	W	29-21
12/08	at Packers	S	27	16	170	59.3	6.3	10.6	1	1	30	4/29	74.6	1	-1	-1	0	L	15-20
12/15	Eagles	S	28	19	261	67.9	9.3	13.7	2	0	75t	1/10	121.3	3	26	23	0	L	27-37
12/22	Giants	S	15	12	133	80.0	8.9	11.1	2	0	34	2/10	143.2	0	0	0	0	L	35-41+
12/29	at Cowboys																	L	16-47
NOT ON ROSTER																			
2019 TOTALS		9-7	203	119	1,365	58.6	6.7	11.5	7	7	75T	29/204	76.1	20	101	23	0	3-13	
+ - Overtime																			

2020 GAME-BY-GAME REGULAR-SEASON STATISTICS (WASHINGTON)


DATE	OPPONENT	P/S	PASSING											RUSHING				W/L	SCORE
			ATT	CMP	YDS	PCT	Y/A	Y/C	TD	INT	LG	SK/YD	RATE	ATT	YDS	LG	TD		
09/13	Eagles																	W	27-17
09/20	at Cardinals	S	33	19	223	57.6	6.8	11.7	1	0	30	4/24	88.3	1	8	8	0	L	15-30
09/27	at Browns	S	37	21	224	56.8	6.1	10.7	2	3	33	3/18	58.8	2	2	2	0	L	20-34
10/04	Ravens	S	45	32	314	71.1	7.0	9.8	0	0	40	3/40	90.4	3	3	2	1	L	17-31
10/11	Rams																	L	10-30
10/18	at Giants																	L	19-20
10/25	Cowboys																	W	25-3
11/08	Giants																	L	20-23
11/15	at Lions																	L	27-30
11/22	Bengals																	W	20-9
11/26	at Cowboys																	W	41-16
12/07	at Steelers																	W	23-17
12/13	at 49ers	P	12	7	51	58.3	4.3	7.3	0	0	13	1/8	68.4	4	-12	-2	0	W	23-15
12/20	Seahawks	S	55	38	295	69.1	5.4	7.8	1	2	30	4/26	72.9	3	28	12	0	L	15-20
12/27	Panthers	S	28	14	154	50.0	5.5	11.0	0	2	50	2/6	36.9	0	0	0	0	L	13-20
01/03	at Eagles																	W	20-14
2020 TOTALS		6-5	210	131	1,261	62.4	6.0	9.6	4	7	50	17/122	71.5	13	29	12	1	7-9	

2021 GAME-BY-GAME REGULAR-SEASON STATISTICS (STEELERS)

DATE	OPPONENT	P/S	PASSING											RUSHING				W/L	SCORE
			ATT	CMP	YDS	PCT	Y/A	Y/C	TD	INT	LG	SK/YD	RATE	ATT	YDS	LG	TD		
09/12	at Bills																	W	23-16
09/19	Raiders																	L	17-26
2021 TOTALS		0-0	0	0	0	0.0	0.0	0.0	0	0	0	0/0	0.0	0	0	0	0	1-1	

2020 GAME-BY-GAME POSTSEASON STATISTICS (WASHINGTON)

DATE	OPPONENT	P/S	PASSING											RUSHING				W/L	SCORE
			ATT	CMP	YDS	PCT	Y/A	Y/C	TD	INT	LG	SK/YD	RATE	ATT	YDS	LG	TD		
01/09	Buccaneers																	L	23-31
2020 TOTALS		0-0	0	0	0	0.0	0.0	0.0	0	0	0	0/0	0.0	0	0	0	0	0-1	



EST. 1933

STEELERS NATION

60

J.C. HASSENAUER

CENTER

HEIGHT: 6-2

WEIGHT: 295

COLLEGE: Alabama

BORN: Sep. 15, 1995 (26)

BIRTHPLACE: Woodbury, MN

HOW ACQUIRED: FA '19

NFL EXPERIENCE: 2nd year

J.C. HASSENAUER'S NFL REGULAR SEASON STATISTICS

DATE	TEAM	GP	GS
2018	Falcons	0	0
2019	Steelers	0	0
2020	Steelers	15	4
2021	Steelers	2	0
NFL TOTALS		17	4

J.C. HASSENAUER'S NFL POSTSEASON STATISTICS

DATE	TEAM	GP	GS
2020	Steelers	1	0
NFL TOTALS		1	0

2018 GAME-BY-GAME REGULAR-SEASON STATISTICS (FALCONS)

DATE	OPPONENT	P/S		W/L	SCORE
09/06	at Eagles		PRACTICE SQUAD	L	12-18
09/16	Panthers		PRACTICE SQUAD	W	31-24
09/23	Saints		PRACTICE SQUAD	L	37-43+
09/30	Bengals		PRACTICE SQUAD	L	36-37
10/07	at Steelers		PRACTICE SQUAD	L	17-41
10/14	Buccaneers		PRACTICE SQUAD	W	34-29
10/22	Giants		PRACTICE SQUAD	W	23-20
2018 TOTALS		0-0		3-4	
+ - Overtime					

2019 GAME-BY-GAME REGULAR-SEASON STATISTICS (STEELERS)

DATE	OPPONENT	P/S		W/L	SCORE
09/08	at Patriots		DID NOT PLAY	L	3-33
12/29	at Ravens		DID NOT PLAY (NON-INJURY)	L	10-28
2019 TOTALS		0-0		0-2	

2020 GAME-BY-GAME REGULAR-SEASON STATISTICS (STEELERS)

DATE	OPPONENT	P/S		W/L	SCORE
09/14	at Giants	P		W	26-16
09/20	Broncos			W	26-21
09/27	Texans	P		W	28-21
10/11	Eagles	P		W	38-29
10/18	Browns	P		W	38-7
10/25	at Titans	P		W	27-24
11/01	at Ravens	P		W	28-24
11/08	at Cowboys	P		W	24-19
11/15	Bengals	P		W	36-10
11/22	at Jaguars	P		W	27-3
12/02	Ravens	S		W	19-14
12/07	Washington	S		L	17-23
12/13	at Bills	P		L	15-26
12/21	at Bengals	S		L	17-27
12/27	Colts	P		W	28-24
01/03	at Browns	S		L	22-24
2020 TOTALS		15-4		12-4	

2021 GAME-BY-GAME REGULAR-SEASON STATISTICS (STEELERS)

DATE	OPPONENT	P/S		W/L	SCORE
09/12	at Bills	P		W	23-16
09/19	Raiders	P		L	17-26
2021 TOTALS		2-0		1-1	

2020 GAME-BY-GAME POSTSEASON STATISTICS (STEELERS)

DATE	OPPONENT	P/S		W/L	SCORE
01/10	Browns	P		L	37-48
2020 TOTALS		1-0		0-1	



CAMERON HEYWARD

DEFENSIVE TACKLE

HEIGHT: 6-5

BIRTHPLACE Pittsburgh, PA

WEIGHT: 295

HOW ACQUIRED: D1 '11

COLLEGE: Ohio State

NFL EXPERIENCE: 11th year

BORN: May, 6, 1989 (32)



REGULAR SEASON COMPARISON: DEFENSIVE - CINCINNATI BENGALS

DATE	OPP	W/L	GP/GS	TOT	TACKLES			ASST	SACK	YDS.	INT	TFL	PD	QBH	TD	MISC		
					SOLO	ASS	SK									FF	FR	FR
12/4/11	PIT vs. CIN	W	P	1	0	1	0	0	0.0	0.0	0	0	0	0	0	0	0	0
10/21/12	PIT @ CIN	W	P	1	1	0	0	0	0.0	0.0	0	0	0	0	0	0	0	0
12/23/12	PIT vs. CIN	L	P	2	1	1	0	0	0.0	0.0	0	1	0	0	0	0	0	0
9/16/13	PIT @ CIN	L	P	0	0	0	0	0	0.0	0.0	0	0	1	2	0	0	0	0
12/15/13	PIT vs. CIN	W	S	3	1	2	0	0	0.0	0.0	0	0	0	0	0	0	0	0
12/7/14	PIT @ CIN	W	S	4	1	3	0	0	1.0	2.0	0	1	0	1	0	0	0	0
12/28/14	PIT vs. CIN	W	S	7	6	1	0	0	1.0	7.0	0	1	1	1	0	0	0	0
11/1/15	PIT vs. CIN	L	S	3	1	2	0	0	0.0	0.0	0	1	1	0	0	0	0	0
10/22/15	PIT @ CIN	W	S	2	2	0	0	0	1.0	4.0	0	1	1	1	0	0	0	0
9/18/16	PIT vs. CIN	W	S	2	2	0	0	0	0.0	0.0	0	0	2	0	0	0	0	1
10/22/17	PIT vs. CIN	W	S	4	4	0	0	0	1.0	1.0	0	2	0	1	0	0	0	0
12/4/17	PIT @ CIN	W	S	1	1	0	0	0	0.0	0.0	0	1	1	0	0	0	0	0
12/30/18	PIT vs. CIN	W	S	2	2	0	0	0	2.0	15.0	0	2	0	2	0	0	0	0
9/30/19	PIT vs. CIN	W	S	6	4	2	2	2	2.5	23.0	0	1	0	3	0	1	0	0
11/24/19	PIT @ CIN	W	S	6	2	4	1	0	1.0	8.0	0	1	0	5	0	0	0	0
11/15/20	PIT vs. CIN	W	S	2	0	2	0	0	0.0	0.0	0	0	0	2	0	0	0	0
12/21/20	PIT @ CIN	L	S	7	4	3	0	0	0.0	0.0	0	1	0	0	0	0	0	0
TOTALS		13/4	17/13	53	32	21	9.5	60.0	0	13	7	18	0	1	1			

POSTSEASON COMPARISON: DEFENSIVE - CINCINNATI BENGALS

DATE	OPP	W/L	GP/GS	TOT	TACKLES			ASST	SACK	YDS.	INT	TFL	PD	QBH	TD	MISC		
					SOLO	ASS	SK									FF	FR	FR
1/9/16	PIT @ CIN	W	S	1	1	0	0	0	1.0	11.0	0	0	0	4	0	1	0	0
TOTALS		1/0	1/1	1	1	0	0	0	1.0	11.0	0	0	0	4	0	1	0	0

CAMERON HEYWARD'S NFL REGULAR SEASON DEFENSIVE STATISTICS

DATE	TEAM	GP	GS	TK	S	TACKLES					QBH	INTERCEPTIONS					O. FUMB			ST			MISC		
						A	TFL	YDS	SK	YDS		NO	YDS	LG	TD	PD	FF	FR	TD	YDS	TK	S	A	FF	FR
2011	Steelers	16	0	11	10	1	0	0	1.0	8.0	3	0	0	0	0	1	0	0	0	0	0	0	0		
2012	Steelers	16	0	20	13	7	2	0	1.5	5.0	3	0	0	0	0	0	0	0	0	0	0	0			
2013	Steelers	16	13	59	35	24	7	51	5.0	41.0	10	0	0	0	0	7	0	1	0	8	0	0	0		
2014	Steelers	16	16	53	33	20	11	54	7.5	47.0	16	0	0	0	0	4	0	0	0	0	0	0	0		
2015	Steelers	16	16	54	39	15	15	69	7.0	35.0	13	0	0	0	0	2	1	0	0	0	0	0	0		
2016	Steelers	7	7	21	17	4	4	18	3.0	16.0	5	0	0	0	0	4	0	1	0	1	0	0	0		
2017	Steelers	15	15	45	30	15	16	78	12.0	71.0	22	0	0	0	0	3	2	1	0	0	0	0	0		
2018	Steelers	16	16	51	29	22	10	55	8.0	60.0	18	0	0	0	0	3	1	1	0	0	0	0	0		
2019	Steelers	16	16	83	51	32	11	53	9.0	61.0	23	0	0	0	0	6	1	1	0	0	0	0	0		
2020	Steelers	15	15	54	30	24	7	20	4.0	28.5	19	1	0	0	0	3	0	0	0	0	0	0	0		
2021	Steelers	2	2	11	6	5	2	6	1.0	6.0	1	0	0	0	0	3	1	1	0	0	0	0	0		
NFL TOTALS		151	116	462	293	169	85	404	59.0	378.5	133	1	0	0	0	36	7	6	0	9	0	0	0	0	

CAMERON HEYWARD'S NFL POSTSEASON DEFENSIVE STATISTICS

DATE	TEAM	GP	GS	TACKLES							INTERCEPTIONS					O. FUMB			ST			MISC			
				TK	S	A	TFL	YDS	SK	YDS	QBH	NO	YDS	LG	TD	PD	FF	FR	TD	YDS	TK		S	A	FF
2011	Steelers	1	0	4	3	1	0	0.0	0.0	0	0	0	0	0	0	0	0	0	0	0	0	0	0	0	0
2014	Steelers	1	1	2	2	0	0	0	0.0	0.0	2	0	0	0	0	0	0	0	0	0	0	0	0	0	0
2015	Steelers	2	2	1	1	0	0	0	1.0	11.0	4	0	0	0	0	1	0	0	0	0	0	0	0	0	0
2017	Steelers	1	1	1	1	0	1	2	0.0	0.0	0	0	0	0	0	0	0	0	0	0	0	0	0	0	0
2020	Steelers	1	1	1	1	0	0	0	0.0	0.0	0	0	0	0	1	0	0	0	0	0	0	0	0	0	0
NFL TOTALS		6	5	9	8	1	1	2	1.0	11.0	6	0	0	0	1	1	0	0	0	0	0	0	0	0	0

SINGLE-GAME HIGHS: DEFENSIVE

Total Tackles	10 vs. Miami Dolphins, Dec 08, 2013 9 vs. Buffalo Bills, Dec 15, 2019	Fumble Recoveries	1 at Buffalo Bills, Sep 12, 2021 1 vs. Cleveland Browns, Dec 01, 2019 ...4 more at 1.
Sacks	3.0 vs. Kansas City Chiefs, Oct 02, 2016 2.5 vs. Cincinnati Bengals, Sep 30, 2019	Tackles For Loss	3 vs. Kansas City Chiefs, Oct 02, 2016 2 vs. Cincinnati Bengals, Dec 30, 2018 ...15 more at 2.
Passes Defensed	2 at Buffalo Bills, Sep 12, 2021 2 vs. Los Angeles Rams, Nov 10, 2019 ...3 more at 2.	Interceptions	1 at New York Giants, Sep 14, 2020
Forced Fumbles	1 at Buffalo Bills, Sep 12, 2021 1 vs. Cincinnati Bengals, Sep 30, 2019 ...5 more at 1.	Longest Opponent's Fumble Return	8 at Cleveland Browns, Nov 24, 2013 1 vs. Cincinnati Bengals, Sep 18, 2016

SINGLE-GAME HIGHS - POSTSEASON: DEFENSIVE

Total Tackles	4 at Denver Broncos, Jan 08, 2012 2 vs. Baltimore Ravens, Jan 03, 2015 1 vs. Cleveland Browns, Jan 10, 2021 1 vs. Jacksonville Jaguars, Jan 14, 2018 1 at Cincinnati Bengals, Jan 09, 2016	Forced Fumbles	1 at Cincinnati Bengals, Jan 09, 2016
Sacks	1.0 at Cincinnati Bengals, Jan 09, 2016	Tackles For Loss	1 vs. Jacksonville Jaguars, Jan 14, 2018
Passes Defensed	1 vs. Cleveland Browns, Jan 10, 2021		

SINGLE-GAME HIGHS: RUSHING/RECEIVING

All-Purpose Yards	11 vs. Baltimore Ravens, Oct 20, 2013 8 at Cleveland Browns, Nov 24, 2013	Kickoff Return Yards	11 vs. Baltimore Ravens, Oct 20, 2013
Kickoff Returns	1 vs. Baltimore Ravens, Oct 20, 2013	Longest Kickoff Return	11 vs. Baltimore Ravens, Oct 20, 2013

2011 GAME-BY-GAME REGULAR-SEASON STATISTICS (STEELERS)

DATE	OPPONENT	P/S	TACKLES								INTERCEPTIONS					O. FUMB			ST			MISC		W/L	SCORE		
			TK	S	A	SK	YDS	TFL	YDS	QBH	NO	YDS	LG	TD	PD	FF	FR	TD	YDS	TK	S	A	FF			FR	S
09/11	at Ravens	P	1	1	0	0	0.0	0	0	0	0	0	0	0	0	0	0	0	0	0	0	0	0	0	0	L	7-35
09/18	Seahawks	P	0	0	0	0	0.0	0	0	0	0	0	0	0	0	0	0	0	0	0	0	0	0	0	0	W	24-0
09/25	at Colts	P	0	0	0	0	0.0	0	0	0	0	0	0	0	0	0	0	0	0	0	0	0	0	0	0	W	23-20
10/02	at Texans	P	2	2	0	0	0.0	0	0	1	0	0	0	0	0	0	0	0	0	0	0	0	0	0	0	L	10-17
10/09	Titans	P	2	2	0	1.0	8.0	0	0	1	0	0	0	0	1	0	0	0	0	0	0	0	0	0	0	W	38-17
10/16	Jaguars	P	0	0	0	0	0.0	0	0	0	0	0	0	0	0	0	0	0	0	0	0	0	0	0	0	W	17-13
10/23	at Cardinals	P	0	0	0	0	0.0	0	0	0	0	0	0	0	0	0	0	0	0	0	0	0	0	0	0	W	32-20
10/30	Patriots	P	0	0	0	0	0.0	0	0	0	0	0	0	0	0	0	0	0	0	0	0	0	0	0	0	W	25-17
11/06	Ravens	P	0	0	0	0	0.0	0	0	0	0	0	0	0	0	0	0	0	0	0	0	0	0	0	0	L	20-23
11/13	at Bengals	P	0	0	0	0	0.0	0	0	0	0	0	0	0	0	0	0	0	0	0	0	0	0	0	0	W	24-17
11/27	at Chiefs	P	2	2	0	0	0.0	0	0	0	0	0	0	0	0	0	0	0	0	0	0	0	0	0	0	W	13-9
12/04	Bengals	P	1	0	1	0	0.0	0	0	0	0	0	0	0	0	0	0	0	0	0	0	0	0	0	0	W	35-7
12/08	Browns	P	0	0	0	0	0.0	0	0	1	0	0	0	0	0	0	0	0	0	0	0	0	0	0	0	W	14-3
12/19	at 49ers	P	0	0	0	0	0.0	0	0	0	0	0	0	0	1	0	0	0	0	0	0	0	0	0	0	L	3-20
12/24	Rams	P	3	3	0	0	0.0	0	0	0	0	0	0	0	0	0	0	0	0	0	0	0	0	0	0	W	27-0
01/01	at Browns	P	0	0	0	0	0.0	0	0	0	0	0	0	0	0	0	0	0	0	0	0	0	0	0	0	W	13-9
2011 TOTALS			16-0	11	10	1	1.0	8.0	0	0	3	0	0	0	0	1	1	0	0	0	0	0	0	0	0	0	12-4

2012 GAME-BY-GAME REGULAR-SEASON STATISTICS (STEELERS)

			TACKLES								INTERCEPTIONS				O. FUMB				ST				MISC					
DATE	OPPONENT	P/S	TK	S	A	SK	YDS	TFL	YDS	QBH	NO	YDS	LG	TD	PD	FF	FR	TD	YDS	TK	S	A	FF	FR	S	A	W/L	SCORE
09/09	at Broncos	P	3	2	1	0	0	0	0	0	0	0	0	0	0	0	0	0	0	0	0	0	0	0	0	0	L	19-31
09/16	Jets	P	1	1	0	1.0	3.0	1	0	1	0	0	0	0	0	0	0	0	0	0	0	0	0	0	0	0	W	27-10
09/23	at Raiders	P	0	0	0	0	0	0	0	0	0	0	0	0	0	0	0	0	0	0	0	0	0	0	0	0	L	31-34
10/07	Eagles	P	0	0	0	0	0	0	0	0	0	0	0	0	0	0	0	0	0	0	0	0	0	0	0	0	W	16-14
10/11	at Titans	P	1	0	1	0	0	0	0	0	0	0	0	0	0	0	0	0	0	0	0	0	0	0	0	0	L	23-26
10/21	at Bengals	P	1	1	0	0	0	0	0	0	0	0	0	0	0	0	0	0	0	0	0	0	0	0	0	0	W	24-17
10/28	Washington	P	3	2	1	0	0	0	0	0	0	0	0	0	0	0	0	0	0	0	0	0	0	0	0	0	W	27-12
11/04	at Giants	P	0	0	0	0	0	0	0	0	0	0	0	0	0	0	0	0	0	0	0	0	0	0	0	0	W	24-20
11/12	Chiefs	P	0	0	0	0	0	0	0	0	0	0	0	0	0	0	0	0	0	0	0	0	0	0	0	0	W	16-13+
11/18	Ravens	P	2	2	0	0	0	0	0	0	0	0	0	0	0	0	0	0	0	0	0	0	0	0	0	0	L	10-13
11/25	at Browns	P	1	1	0	0	0	0	0	0	0	0	0	0	0	0	0	0	0	0	0	0	0	0	0	0	L	14-20
12/02	at Ravens	P	0	0	0	0	0	0	0	0	0	0	0	0	0	0	0	0	0	0	0	0	0	0	0	0	W	23-20
12/09	Chargers	P	1	1	0	0	0	0	0	1	0	0	0	0	0	0	0	0	0	0	0	0	0	0	0	0	L	24-34
12/16	at Cowboys	P	1	1	0	0	0	0	0	0	0	0	0	0	0	0	0	0	0	0	0	0	0	0	0	0	L	24-27+
12/23	Bengals	P	2	1	1	0	0	1	0	0	0	0	0	0	0	0	0	0	0	0	0	0	0	0	0	0	L	10-13
12/30	Browns	P	4	1	3	0.5	2.0	0	0	1	0	0	0	0	0	0	0	0	0	0	0	0	0	0	0	0	W	24-10
2012 TOTALS			16-0	20	13	7	1.5	5.0	2	0	3	0	0	0	0	0	0	0	0	0	0	0	0	0	0	0	8-8	

+ = Overtime

[illegible][illegible]

+ - Overtime

[illegible][illegible][illegible][illegible]

BORN: Aug. 7, 1997 (24)

DATE	OPP	TACKLES										MISC			
		W/L	GP/GS	TOT	SOLO	ASST	SACK	YDS.	INT	TFL	PD	QBH	TD	FF	FR
11/15/20	PIT vs. CIN	W	P	1	1	0	0.0	0.0	0	1	0	0	0	0	0
12/21/20	PIT @ CIN	L	S	5	3	2	0.0	0.0	0	0	1	0	0	0	0
TOTALS		1/1	2/1	6	4	2	0.0	0.0	0	1	0	1	0	0	0

		TACKLES										INTERCEPTIONS				O. FUMB				ST				MISC				
DATE	TEAM	GP	GS	TK	S	A	TKL	YDS	SK	YDS	QBH	NO	YDS	LG	TD	PD	FF	FR	TD	YDS	TK	S	A	FF	FR	S	A	
2020	Steelers	16	5	42	26	16	5	22	2.0	16.0	6	1	1	2	2	0	1	0	0	0	6	4	2	0	0	0	0	0
2021	Steelers	2	2	7	6	1	1	4	0.0	0.0	0	0	0	0	0	0	0	0	0	0	0	0	0	0	0	0	0	
NFL TOTALS		18	7	49	32	17	6	26	2.0	16.0	6	1	2	2	2	1	1	0	0	0	6	4	2	0	0	0	0	0

[illegible]

Total Tackles	9 at Cleveland Browns, Jan 03, 2021 7 vs. Indianapolis Colts, Dec 27, 2020	Interceptions	1 at Baltimore Ravens, Nov 01, 2020 2 at Baltimore Ravens, Nov 01, 2020
Sacks	1.0 at Cleveland Browns, Jan 03, 2021 1.0 at Dallas Cowboys, Nov 08, 2020	Interception Return Yards	2 at Baltimore Ravens, Nov 01, 2020
Passes Defensed	1 at Baltimore Ravens, Nov 01, 2020 1 vs. Las Vegas Raiders, Sep 19, 2021	Special Teams Tackles	3 vs. Cleveland Browns, Oct 18, 2020 1 vs. Indianapolis Colts, Dec 27, 2020
Tackles For Loss	1 at Cleveland Browns, Jan 03, 2021 ...4 more at 1.		...2 more at 1.


Total Tackles 2 vs. Cleveland Browns. Jan 10, 2021

DATE	OPPONENT	P/S	TACKLES							INTERCEPTIONS				FUMB				ST				MISC		W/L	SCORE	
			TK	S	A	SK	YDS	TFL	YDS	QBH	NO	YDS	LG	TD	PD	FF	FUR	TD	YDS	TK	S	A	FF			FUR
09/14	at Giants	P	1	0	0	0.0	0.0	0	0	0	0	0	0	0	0	0	0	0	0	0	0	0	0	0	W	26-16
09/20	Broncos	P	0	0	0	0.0	0.0	0	0	0	0	0	0	0	0	0	0	0	0	0	0	0	0	W	26-21	
09/27	Texans	P	1	1	0	0.0	0.0	1	1	0	0	0	0	0	0	0	0	0	0	0	0	0	0	W	28-21	
10/11	Eagles	P	1	1	0	0.0	0.0	0	0	0	0	0	0	0	0	0	0	0	0	0	0	0	0	W	38-29	
10/18	Browns	P	0	0	0	0.0	0.0	0	0	0	0	0	0	0	0	0	0	3	2	1	0	0	0	W	37-7	
10/25	at Titans	P	4	3	1	0.0	0.0	0	0	0	0	0	0	0	0	0	0	0	0	0	0	0	0	W	27-24	
11/01	at Ravens	P	2	0	2	0.0	0.0	0	0	1	2	2	0	1	0	0	0	0	0	0	0	0	0	W	28-24	
11/08	at Cowboys	P	2	2	0	1.0	6.0	1	6	1	0	0	0	0	0	0	0	1	1	0	0	0	0	W	24-19	
11/15	Bengals	P	1	1	0	0.0	0.0	1	1	0	0	0	0	0	0	0	0	0	0	0	0	0	0	W	36-10	
11/22	at Jaguars	P	2	2	0	0.0	0.0	0	0	0	0	0	0	0	0	0	0	0	0	0	0	0	0	W	27-3	
12/02	Ravens	P	1	0	1	0.0	0.0	0	0	0	0	0	0	0	0	0	0	1	0	1	0	0	0	W	19-14	
12/07	Washington	S	5	2	3	0.0	0.0	0	0	0	0	0	0	0	0	0	0	0	0	0	0	0	0	L	17-23	
12/13	at Bills	S	1	1	0	0.0	0.0	1	4	1	0	0	0	0	0	0	0	0	0	0	0	0	0	L	15-26	
12/21	at Bengals	S	5	3	2	0.0	0.0	0	0	1	0	0	0	0	0	0	0	0	0	0	0	0	0	L	17-27	
12/27	Colts	S	7	3	4	0.0	0.0	0	0	2	0	0	0	0	0	0	0	1	1	0	0	0	0	W	28-24	
01/03	at Browns	S	9	6	3	1.0	10.0	1	10	1	0	0	0	0	0	0	0	0	0	0	0	0	0	L	22-24	
2020 TOTALS			16-5	42	26	16	2.0	16.0	5	22	6	1	2	2	0	1	0	6	4	2	0	0	0	0	12-4	

[illegible]

TACKLES	INTERCEPTIONS	SACKS
---------	---------------	-------

[illegible]



8

MELVIN INGRAM III

LINEBACKER

HEIGHT: 6-2 BIRTHPLACE Rockingham, NC
 WEIGHT: 247 HOW ACQUIRED: FA '21
 COLLEGE: South Carolina NFL EXPERIENCE: 9th year
 BORN: Apr. 26, 1989 (32)



REGULAR SEASON COMPARISON: DEFENSIVE - CINCINNATI BENGALS

DATE	OPP	W/L	GP/GS	TOT	TACKLES		ASST	SACK	YDS.	INT	TFL	PD	QBH	TD	MISC	
					SOLO	ASST									FF	FR
12/2/12 SD vs. CIN		L	S	5	4	1	0.0	0.0	0	1	1	1	0	0	0	0
9/20/15 SD @ CIN		L	S	2	0	2	0.0	0.0	0	0	1	0	0	0	0	0
12/9/18 LAC vs. CIN		W	S	5	4	1	0.0	0.0	0	1	0	0	0	0	0	0
9/13/20 LAC @ CIN		W	S	2	2	0	0.0	0.0	1	0	1	0	0	0	0	0
TOTALS		2/2	4/4	14	10	4	0.0	0.0	1	2	3	0	0	0	0	0

POSTSEASON COMPARISON: DEFENSIVE - CINCINNATI BENGALS

DATE	OPP	W/L	GP/GS	TOT	TACKLES		ASST	SACK	YDS.	INT	TFL	PD	QBH	TD	MISC	
					SOLO	ASST									FF	FR
1/5/14 SD @ CIN		W	S	3	0	3	0.0	0.0	0	1	0	1	1	0	0	0
TOTALS		1/0	1/1	3	0	3	0.0	0.0	0	1	0	1	1	0	0	0

MELVIN INGRAM III'S NFL REGULAR SEASON DEFENSIVE STATISTICS

DATE	TEAM	GP	GS	TACKLES										INTERCEPTIONS					O. FUMB					ST				MISC	
				TK	S	A	TFL	YDS	SK	YDS	QBH	NO	YDS	LG	TD	PD	FF	FR	TD	YDS	TK	S	A	FF	FR	S	A		
2012	Chargers	16	2	29	16	13	4	0	1.0	6.0	3	0	0	0	5	1	0	0	0	12	11	1	0	0	0	0			
2013	Chargers	4	1	8	4	4	1	0	1.0	0.0	1	0	0	0	0	0	1	0	0	0	0	0	0	0	0				
2014	Chargers	9	9	29	21	8	5	20	4.0	31.0	7	0	0	0	1	2	1	0	0	0	0	0	0	0	0				
2015	Chargers	16	16	65	52	13	14	70	10.5	73.5	20	0	0	0	6	3	1	0	0	0	0	0	0	0	0				
2016	Chargers	16	16	60	46	14	10	49	8.0	62.0	19	0	0	0	5	4	0	0	0	0	0	0	0	0	0				
2017	Chargers	16	16	56	43	13	17	84	10.5	87.5	25	0	0	0	1	1	2	1	39	0	0	0	0	0	0				
2018	Chargers	16	16	43	28	15	8	41	7.0	54.5	16	1	8	8	0	3	1	2	0	4	0	0	0	0	0				
2019	Chargers	13	13	48	39	9	11	49	7.0	42.5	12	1	9	9	0	5	0	1	0	2	0	0	0	0	0				
2020	Chargers	7	7	10	5	5	0	0	0.0	0.0	5	1	0	0	0	2	0	0	0	0	0	0	0	0	0				
2021	Steelers	2	0	5	2	3	2	11	1.0	8.0	4	0	0	0	0	1	0	0	0	0	0	0	0	0	0				
NFL TOTALS		115	96	353	256	97	72	324	50.0	365.0	112	3	17	9	0	29	13	7	1	45	12	11	1	0	0	0			

MELVIN INGRAM III'S NFL POSTSEASON DEFENSIVE STATISTICS

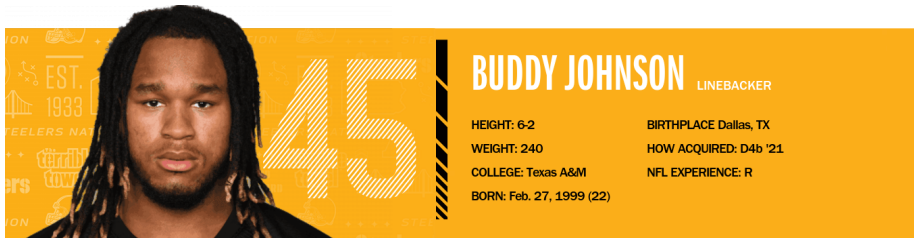
			TACKLES										INTERCEPTIONS					O. FUMB				ST				MISC		
DATE	TEAM	GP	GS	TK	S	A	TFL	YDS	SK	YDS	QBH	NO	YDS	LG	TD	PD	FF	FR	TD	YDS	TK	S	A	FF	FR	S	A	
2013	Chargers	2	2	6	3	3	0	0	0.0	0.0	1	1	3	3	0	1	1	0	0	0	0	0	0	0	0	0	0	0
2018	Chargers	2	2	9	8	1	3	18	2.0	17.0	3	0	0	0	0	1	1	1	0	0	0	0	0	0	0	0	0	0
NFL TOTALS		4	4	15	11	4	3	18	2.0	17.0	4	1	3	3	0	2	1	1	0	0	0	0	0	0	0	0	0	0

SINGLE-GAME HIGHS: DEFENSIVE

Total Tackles	9 at Atlanta Falcons, Oct 23, 2016 7 at Oakland Raiders, Nov 07, 2019 ...3 more at 7.	Tackles For Loss	3 vs. Kansas City Chiefs, Sep 24, 2017 3 vs. New England Patriots, Dec 07, 2014 1 at Cincinnati Bengals, Sep 13, 2020
Sacks	3.0 vs. Kansas City Chiefs, Sep 24, 2017 2.5 vs. Miami Dolphins, Dec 20, 2015	Interceptions	1 vs. Minnesota Vikings, Dec 15, 2019 ...1 more at 1.
Passes Defensed	2 vs. Kansas City Chiefs, Nov 18, 2019 2 vs. Tennessee Titans, Oct 21, 2018 ...1 more at 2.	Interception Return Yards	9 vs. Minnesota Vikings, Dec 15, 2019 8 vs. Oakland Raiders, Oct 07, 2018
Forced Fumbles	2 vs. Oakland Raiders, Dec 18, 2016 1 at Oakland Raiders, Nov 11, 2018 ...10 more at 1.	Special Teams Tackles	4 vs. Oakland Raiders, Dec 30, 2012 3 at Kansas City Chiefs, Sep 30, 2012
Fumble Recoveries	2 vs. Baltimore Ravens, Dec 22, 2018 1 at Chicago Bears, Oct 27, 2019 ...4 more at 1.		

DATE	OPPONENT	P/S	TACKLES							INTERCEPTIONS				F. FUMB				ST				MISC		W/L	SCORE		
			TK	S	A	SK	YDS	TFL	YDS	QBH	NO	YDS	LG	TD	PD	FF	FR	TD	YDS	TK	S	A	FF			FR	S
09/08	Colts	S	2	2	0	1.0	9.0	1	9	3	0	0	0	0	0	0	0	0	0	0	0	0	0	0	0	W	30-24
09/15	at Lions	S	7	4	3	0.0	0.0	1	2	0	0	0	0	0	0	0	0	0	0	0	0	0	0	0	L	10-13	
09/22	Texans	S	4	4	0	0.0	0.0	1	2	0	0	0	0	0	0	0	0	0	0	0	0	0	0	0	L	20-27	
09/29	at Dolphins	S	1	1	0	0.0	0.0	0	0	0	0	0	0	0	0	0	0	0	0	0	0	0	0	0	W	30-10	
10/06	Broncos																								L	13-20	
10/13	Steelers																								L	17-24	
10/20	at Titans																								L	20-23	
10/27	at Bears	S	3	3	0	0.0	0.0	1	2	0	0	0	0	0	0	1	0	2	0	0	0	0	0	0	0	W	17-16
11/03	Packers	S	3	2	1	1.5	10.0	1	7	2	0	0	0	0	0	0	0	0	0	0	0	0	0	0	0	W	26-11
11/07	at Raiders	S	7	7	0	2.0	10.0	2	10	2	0	0	0	0	1	0	0	0	0	0	0	0	0	0	0	L	24-26
11/18	Chiefs	S	5	4	1	1.0	2.0	2	9	2	0	0	0	0	2	0	0	0	0	0	0	0	0	0	0	L	17-24
12/01	at Broncos	S	3	3	0	0.0	0.0	1	0	0	0	0	0	0	0	0	0	0	0	0	0	0	0	0	0	L	20-23
12/08	at Jaguars	S	5	3	2	0.0	0.0	0	0	0	0	0	0	0	0	0	0	0	0	0	0	0	0	0	0	W	45-10
12/15	Vikings	S	4	3	1	0.0	0.0	0	0	0	1	9	9	0	1	0	0	0	0	0	0	0	0	0	0	L	10-39
12/22	Raiders	S	3	2	1	1.5	11.5	1	8	3	0	0	0	0	0	0	0	0	0	0	0	0	0	0	0	L	17-24
12/29	at Chiefs	S	1	1	0	0.0	0.0	0	0	0	0	0	0	0	1	0	0	0	0	0	0	0	0	0	0	L	21-31
2019 TOTALS			13-13	48	39	9	7.0	42.5	11	49	12	1	9	9	0	5	0	1	0	2	0	0	0	0	0	5-11	

[illegible][illegible][illegible][illegible]

[illegible][illegible]



18

DIONTAE JOHNSON

WIDE RECEIVER

HEIGHT: 5-10

BIRTHPLACE: Ruskin, FL

WEIGHT: 183

HOW ACQUIRED: D3a '19

COLLEGE: Toledo

NFL EXPERIENCE: 3rd year

BORN: Jul. 5, 1996 (25)

REGULAR SEASON COMPARISON: RECEIVING - CINCINNATI BENGALS

DATE	OPP	W/L	GP/GS	REC	YDS.	AVG.	TD	LG	TGTS	YAC
9/30/19	PIT vs. CIN	W	S	6	77	12.8	1	43t	6	40
11/24/19	PIT @ CIN	W	P	3	29	9.7	0	14	6	4
11/15/20	PIT vs. CIN	W	S	6	116	19.3	1	46	11	52
12/21/20	PIT @ CIN	L	S	8	59	7.4	1	23t	13	4
TOTALS		3/1	4/3	23	281	12.2	3	46	36	100

DIONTAE JOHNSON'S NFL REGULAR SEASON RUSHING/RECEIVING STATISTICS

DATE	TEAM	GP	GS	RECEIVING					RUSHING				
				NO.	YDS.	AVG.	LG	TD	NO.	YDS.	AVG.	LG	TD
2019	Steelers	16	12	59	680	11.5	45t	5	4	41	10.3	17	0
2020	Steelers	15	13	88	923	10.5	47	7	3	15	5.0	9	0
2021	Steelers	2	2	14	141	10.1	41	1	0	0	0.0	0	0
NFL TOTALS		33	27	161	1,744	10.8	47	13	7	56	8.0	17	0

DIONTAE JOHNSON'S NFL POSTSEASON RUSHING/RECEIVING STATISTICS

DATE	TEAM	GP	GS	RECEIVING					RUSHING				
				NO.	YDS.	AVG.	LG	TD	NO.	YDS.	AVG.	LG	TD
2020	Steelers	1	1	11	117	10.6	19	0	0	0	0.0	0	0
NFL TOTALS		1	1	11	117	10.6	19	0	0	0	0.0	0	0

DIONTAE JOHNSON'S NFL REGULAR SEASON RETURN STATISTICS

KICKOFF RETURNS							PUNT RETURNS					
DATE	TEAM	RET.	YDS.	AVG.	LG	TD	NO.	FC	YDS.	AVG.	LG	TD
2019	Steelers	0	0	0.0	0	0	20	7	248	12.4	85t	1
2020	Steelers	1	24	24.0	24	0	8	2	58	7.3	18	0
2021	Steelers	0	0	0.0	0	0	0	0	0	0.0	0	0
NFL TOTALS		1	24	24.0	24	0	28	9	306	10.9	85T	1

DIONTAE JOHNSON'S NFL POSTSEASON RETURN STATISTICS

KICKOFF RETURNS							PUNT RETURNS					
DATE	TEAM	RET.	YDS.	AVG.	LG	TD	NO.	FC	YDS.	AVG.	LG	TD
2020	Steelers	0	0	0.0	0	0	0	0	0	0.0	0	0
NFL TOTALS		0	0	0.0	0	0	0	0	0	0.0	0	0

SINGLE-GAME HIGHS: RUSHING/RECEIVING

Rush Attempts
1 vs. Indianapolis Colts, Dec 27, 2020
1 at Dallas Cowboys, Nov 08, 2020
...5 more at 1.

Rushing Yards
17 vs. Cleveland Browns, Dec 01, 2019
16 at Arizona Cardinals, Dec 08, 2019
17 vs. Cleveland Browns, Dec 01, 2019
16 at Arizona Cardinals, Dec 08, 2019

Longest Runs
12 at Jacksonville Jaguars, Nov 22, 2020
9 vs. Las Vegas Raiders, Sep 19, 2021
...1 more at 9.

Receptions
116 vs. Cincinnati Bengals, Nov 15, 2020
111 at Jacksonville Jaguars, Nov 22, 2020

Receiving Yards
47 at Cleveland Browns, Jan 03, 2021
46 vs. Cincinnati Bengals, Nov 15, 2020
2 at Tennessee Titans, Oct 25, 2020

Longest Receptions
1 at Buffalo Bills, Sep 12, 2021
...10 more at 1.

Receiving TDs
162 at Arizona Cardinals, Dec 08, 2019
141 vs. Denver Broncos, Sep 20, 2020

All-Purpose Yards
1 vs. Denver Broncos, Sep 20, 2020

Kickoff Returns
24 vs. Denver Broncos, Sep 20, 2020

Kickoff Return Yards

Longest Kickoff Return
24 vs. Denver Broncos, Sep 20, 2020

Fair Catches
3 vs. Buffalo Bills, Dec 15, 2019
2 at Cincinnati Bengals, Nov 24, 2019

Punt Return Yards
86 at Arizona Cardinals, Dec 08, 2019
40 at New York Jets, Dec 22, 2019
85t at Arizona Cardinals, Dec 08, 2019

Longest Punt Return
18 vs. Denver Broncos, Sep 20, 2020

Punt Returns
4 at Cincinnati Bengals, Nov 24, 2019
3 at New York Giants, Sep 14, 2020
...2 more at 3.

Punt Return TDs
1 at Arizona Cardinals, Dec 08, 2019

Miscellaneous Tackles
1 at Cincinnati Bengals, Dec 21, 2020
1 vs. Cleveland Browns, Dec 01, 2019
2 at Tennessee Titans, Oct 25, 2020
2 at Arizona Cardinals, Dec 08, 2019

Most TDs
32.0 at Cleveland Browns, Jan 03, 2021
19.3 vs. Cincinnati Bengals, Nov 15, 2020

Receiving Average
13.3 at New York Jets, Dec 22, 2019
7.3 vs. Los Angeles Rams, Nov 10, 2019

SINGLE-GAME HIGHS - POSTSEASON: RECEIVING

Receptions	11 vs. Cleveland Browns, Jan 10, 2021	Longest Receptions	19 vs. Cleveland Browns, Jan 10, 2021
Receiving Yards	117 vs. Cleveland Browns, Jan 10, 2021		15 vs. Cleveland Browns, Jan 10, 2021
			15 vs. Cleveland Browns, Jan 10, 2021
			15 vs. Cleveland Browns, Jan 10, 2021
			12 vs. Cleveland Browns, Jan 10, 2021
		All-Purpose Yards	117 vs. Cleveland Browns, Jan 10, 2021

100-YARD RECEIVING GAMES (3): REGULAR SEASON

DATE	TEAM	NO.	YDS.	AVG.	LG	TD
11/15/20	BENGALS	6	116	19.3	46	1
11/22/20	at Jaguars	12	111	9.3	23	0
09/19/21	RAIDERS	9	105	11.7	41	0

100-YARD RECEIVING GAMES (1): POSTSEASON

DATE	TEAM	NO.	YDS.	AVG.	LG	TD
01/10/21	BROWNS	11	117	10.6	19	0

2019 GAME-BY-GAME REGULAR-SEASON STATISTICS (STEELERS)

			RECEIVING					RUSHING					W/L	SCORE
DATE	OPPONENT	P/S	NO.	YDS.	AVG.	LG	TD	NO.	YDS.	AVG.	LG	TD		
09/08	at Patriots	P	3	25	8.3	9	0	0	0	0.0	0	0	L	3-33
09/15	Seahawks	P	1	17	17.0	17	0	0	0	0.0	0	0	L	26-28
09/22	at 49ers	S	3	52	17.3	39t	1	1	6	6.0	6	0	L	20-24
09/30	Bengals	S	6	77	12.8	43t	1	0	0	0.0	0	0	W	27-3
10/06	Ravens	S	5	27	5.4	13	0	0	0	0.0	0	0	L	23-26+
10/13	at Chargers	S	2	14	7.0	7	0	0	0	0.0	0	0	W	24-17
10/28	Dolphins	S	5	84	16.8	45t	1	0	0	0.0	0	0	W	27-14
11/03	Colts	S	1	3	3.0	3	0	1	2	2.0	2	0	W	26-24
11/10	Rams	S	4	64	16.0	30	0	0	0	0.0	0	0	W	17-12
11/14	at Browns	S	2	17	8.5	13	0	0	0	0.0	0	0	L	7-21
11/24	at Bengals	P	3	29	9.7	14	0	0	0	0.0	0	0	W	16-10
12/01	Browns	S	1	14	14.0	14	0	1	17	17.0	17	0	W	20-13
12/08	at Cardinals	S	6	60	10.0	18	1	1	16	16.0	16	0	W	23-17
12/15	Bills	P	5	62	12.4	29	0	0	0	0.0	0	0	L	10-17
12/22	at Jets	S	8	81	10.1	29t	1	0	0	0.0	0	0	L	10-16
12/29	at Ravens	S	4	54	13.5	21	0	0	0	0.0	0	0	L	10-28
2019 TOTALS		16-12	59	680	11.5	45T	5	4	41	10.3	17	0	8-8	
+ - Overtime														

2020 GAME-BY-GAME REGULAR-SEASON STATISTICS (STEELERS)


			RECEIVING					RUSHING					W/L	SCORE
DATE	OPPONENT	P/S	NO.	YDS.	AVG.	LG	TD	NO.	YDS.	AVG.	LG	TD		
09/14	at Giants	S	6	57	9.5	18	0	0	0	0.0	0	0	W	26-16
09/20	Broncos	S	8	92	11.5	28t	1	0	0	0.0	0	0	W	26-21
09/27	Texans	S	0	0	0.0	0	0	1	9	9.0	9	0	W	28-21
10/11	Eagles	S	1	-2	-2.0	-2	0	0	0	0.0	0	0	W	38-29
10/18	Browns		ON INACTIVE LIST											
10/25	at Titans	S	9	80	8.9	14	2	0	0	0.0	0	0	W	27-24
11/01	at Ravens	S	1	6	6.0	6	0	0	0	0.0	0	0	W	28-24
11/08	at Cowboys	S	6	77	12.8	42	0	1	4	4.0	4	0	W	24-19
11/15	Bengals	S	6	116	19.3	46	1	0	0	0.0	0	0	W	36-10
11/22	at Jaguars	S	12	111	9.3	23	0	0	0	0.0	0	0	W	27-3
12/02	Ravens	S	8	46	5.8	11	0	0	0	0.0	0	0	W	19-14
12/07	Washington	P	8	71	8.9	17	1	0	0	0.0	0	0	L	17-23
12/13	at Bills	S	4	40	10.0	17	0	0	0	0.0	0	0	L	15-26
12/21	at Bengals	S	8	59	7.4	23t	1	0	0	0.0	0	0	L	17-27
12/27	Colts	S	8	74	9.3	39t	1	1	2	2.0	2	0	W	28-24
01/03	at Browns	P	3	96	32.0	47	0	0	0	0.0	0	0	L	22-24
2020 TOTALS		15-13	88	923	10.5	47	7	3	15	5.0	9	0	12-4	

2021 GAME-BY-GAME REGULAR-SEASON STATISTICS (STEELERS)

			RECEIVING					RUSHING					W/L	SCORE
DATE	OPPONENT	P/S	NO.	YDS.	AVG.	LG	TD	NO.	YDS.	AVG.	LG	TD		
09/12	at Bills	S	5	36	7.2	14	1	0	0	0.0	0	0	W	23-16
09/19	Raiders	S	9	105	11.7	41	0	0	0	0.0	0	0	L	17-26
2021 TOTALS		2-2	14	141	10.1	41	1	0	0	0.0	0	0	1-1	

2020 GAME-BY-GAME POSTSEASON STATISTICS (STEELERS)

			RECEIVING					RUSHING					W/L	SCORE
DATE	OPPONENT	P/S	NO.	YDS.	AVG.	LG	TD	NO.	YDS.	AVG.	LG	TD		
01/10	Browns	S	11	117	10.6	19	0	0	0	0.0	0	0	L	37-48
2020 TOTALS		1-1	11	117	10.6	19	0	0	0	0.0	0	0	0-1	



40

JAMIR JONES

OUTSIDE LINEBACKER

HEIGHT: 6-3
WEIGHT: 255
COLLEGE: Notre Dame
BORN: Jun. 14, 1998 (23)

BIRTHPLACE Rochester, NY
HOW ACQUIRED: FA '21
NFL EXPERIENCE: 1st year

JAMIR JONES' NFL REGULAR SEASON DEFENSIVE STATISTICS


				TACKLES								INTERCEPTIONS								O. FUMB				ST				MISC	
DATE	TEAM	GP	GS	TK	S	A	TFL	YDS	SK	YDS	QBH	NO	YDS	LG	TD	PD	FF	FR	TD	YDS	TK	S	A	FF	FR	S	A		
2020	Texans	0	0	0	0	0	0	0	0.0	0.0	0	0	0	0	0	0	0	0	0	0	0	0	0	0	0	0	0		
2021	Steelers	2	0	1	1	0	0	0	0.0	0.0	1	0	0	0	0	0	0	0	0	0	1	1	0	0	0	0	0		
NFL TOTALS		2	0	1	1	0	0	0	0.0	0.0	1	0	0	0	0	0	0	0	0	0	1	1	0	0	0	0	0		

2020 GAME-BY-GAME REGULAR-SEASON STATISTICS (TEXANS)

DATE	OPPONENT	P/S	TACKLES							INTERCEPTIONS				O. FUMB				ST			MISC		W/L	SCORE		
			TK	S	A	SK	YDS	TFL	YDS	QBH	NO	YDS	LG	TD	PD	FF	FR	TD	YDS	TK	S	A			FF	FR
09/10	at Chiefs										2														L	20-34
09/20	Ravens										2														L	16-33
09/27	at Steelers										2														L	21-28
10/04	Vikings										2														L	23-31
10/11	Jaguars										2													W	30-14	
10/18	at Titans										2													L	36-42+	
10/25	Packers										2													L	20-35	
11/08	at Jaguars										2													W	27-25	
11/15	at Browns										2													L	7-10	
11/22	Patriots										2													W	27-20	
11/26	at Lions										2													W	41-25	
12/06	Colts										2													L	20-26	
12/13	at Bears										2													L	7-36	
12/20	at Colts										2													L	20-27	
12/27	Bengals										2													L	31-37	
01/03	Titans										2													L	38-41	
2020 TOTALS			0	0	0	0.0	0.0	0	0	0	0	0	0	0	0	0	0	0	0	0	0	0	0	0	4-12	
+ - Overtime																										

2021 GAME-BY-GAME REGULAR-SEASON STATISTICS (STEELERS)

DATE	OPPONENT	P/S	TACKLES							INTERCEPTIONS					O. FUMB			ST			MISC			W/L	SCORE	
			TK	S	A	SK	YDS	TFL	YDS	QBH	NO	YDS	LG	TD	PD	FF	FR	TD	YDS	TK	S	A	FF			FR
09/12	at Bills	P	0	0	0	0.0	0.0	0	0	0	0	0	0	0	0	0	0	0	0	0	0	0	0	0	W	23-16
09/19	Raiders	P	1	1	0	0.0	0.0	0	0	1	0	0	0	0	0	0	0	0	0	1	1	0	0	0	L	17-26
2021 TOTALS		2-0	1	1	0	0.0	0.0	0	0	1	0	0	0	0	0	0	0	0	1	1	0	0	0	0	1-1	



28

MILES KILLEBREW

SAFETY

(KILLA-brew)

HEIGHT: 6-2

WEIGHT: 222

COLLEGE: Southern Utah

BORN: May. 10, 1993 (28)

BIRTHPLACE Henderson, NV

HOW ACQUIRED: D-4 '16

NFL EXPERIENCE: 6th year

MILES KILLEBREW'S NFL REGULAR SEASON DEFENSIVE STATISTICS

DATE	TEAM	GP	GS	TK	S	TACKLES					INTERCEPTIONS					O. FUMBS					ST					MISC	
						A	TFL	YDS	SK	YDS	QBH	NO	YDS	LG	TD	PD	FF	FR	TD	YDS	TK	S	A	FF	FR		
2016	Lions	16	0	20	15	5	0	0	0.0	0.0	0	1	7	7	0	1	0	0	0	0	8	8	0	0	0	0	0
2017	Lions	16	3	31	25	6	1	4	0.0	0.0	0	1	35	35t	1	5	1	0	0	0	7	7	0	0	0	0	0
2018	Lions	16	0	0	0	0	0	0	0.0	0.0	0	0	0	0	0	0	0	0	0	0	7	5	2	0	0	0	0
2019	Lions	15	1	5	5	0	0	0	0.0	0.0	0	0	0	0	0	0	0	0	0	0	13	2	0	0	0	0	0
2020	Lions	15	0	0	0	0	0	0	0.0	0.0	0	0	0	0	0	0	0	0	0	0	12	10	0	0	0	0	0
2021	Steelers	2	0	0	0	0	0	0	0.0	0.0	0	0	0	0	0	0	0	0	0	0	0	0	0	0	0	0	0
NFL TOTALS		80	4	56	45	11	1	4	0.0	0.0	1	2	42	35T	1	6	1	0	0	0	49	43	6	0	0	0	0

MILES KILLEBREW'S NFL POSTSEASON DEFENSIVE STATISTICS

[illegible]

SINGLE-GAME HIGHS: DEFENSIVE

Total Tackles	8 vs. Atlanta Falcons, Sep 24, 2017	Interceptions	1 vs. Arizona Cardinals, Sep 10, 2017
	5 vs. Jacksonville Jaguars, Nov 20, 2016		1 at New Orleans Saints, Dec 04, 2016
Passes Defensed	2 at Minnesota Vikings, Oct 01, 2017	Interception Return Yards	35 vs. Arizona Cardinals, Sep 10, 2017
	2 vs. Arizona Cardinals, Sep 10, 2017		7 at New Orleans Saints, Dec 04, 2016
Forced Fumbles	1 at New Orleans Saints, Oct 15, 2017	Special Teams Tackles	2 at Jacksonville Jaguars, Oct 18, 2020
Tackles For Loss	1 vs. Arizona Cardinals, Sep 10, 2017		2 vs. New Orleans Saints, Oct 04, 2020

SINGLE-GAME HIGHS - POSTSEASON: DEFENSIVE

Total Tackles 1 at Seattle Seahawks, Jan 07, 2017

2016 GAME-BY-GAME REGULAR-SEASON STATISTICS (LIONS)

[illegible]

2021 GAME-BY-GAME REGULAR-SEASON STATISTICS (STEELERS)

[illegible]

2016 GAME-BY-GAME POSTSEASON STATISTICS (LIONS)

[illegible]



DATE	TEAM	GP
2021	Steelers	2
NFL TOTALS		2

[illegible]

DATE	OPPONENT		W/L	SCORE
09/12	at Bills	P	W	23-16
09/19	Raiders	P	L	17-26
2021 TOTALS			1-1	

			TACKLES							INTERCEPTIONS						O. FUMB.			ST			MISC							
DATE	OPPONENT	P/S	TK	S	A	SK	YDS	TFL	YDS	QBH	NO	YDS	LG	TD	PD	FF	FR	TD	YDS	TK	S	A	FF	FR	TD	S	A	W/L	SCORE
09/12	at Bills	P	0	0	0	0.0	0.0	0	0	0	0	0	0	0	0	0	0	0	0	0	0	0	0	0	0	0	0	W	23-16
09/19	Raiders	P	0	0	0	0.0	0.0	0	0	0	0	0	0	0	0	0	0	0	0	0	0	0	0	0	0	0	L	17-26	
2021 TOTALS		2-0	0	0	0	0.0	0.0	0	0	0	0	0	0	0	0	0	0	0	0	0	0	0	0	0	0	0	1-1		



JUSTIN LAYNE

CORNERBACK

HEIGHT: 6-2

BIRTHPLACE: Cleveland, OH

WEIGHT: 192

HOW ACQUIRED: D3b '19

COLLEGE: Michigan State

NFL EXPERIENCE: 3rd year

BORN: Jan. 12, 1998 (23)

JUSTIN LAYNE'S NFL REGULAR SEASON DEFENSIVE STATISTICS

				TACKLES							INTERCEPTIONS					O. FUMB				ST				MISC				
DATE	TEAM	GP	GS	TK	S	A	TFL	YDS	SK	YDS	QBH	NO	YDS	LG	TD	PD	FF	FR	TD	YDS	TK	S	A	FF	FR	S	A	
2019	Steelers	10	0	0	0	0	0	0	0.0	0.0	0	0	0	0	0	0	0	0	0	0	3	3	0	0	0	0	0	0
2020	Steelers	16	0	10	7	3	0	0	0.0	0.0	0	0	0	0	0	0	0	0	0	0	12	6	6	0	0	0	0	0
2021	Steelers	2	0	1	1	0	0	0	0.0	0.0	0	0	0	0	0	0	0	0	0	0	2	2	0	0	0	0	0	0
NFL TOTALS		28	0	11	8	3	0	0	0.0	0.0	0	0	0	0	0	0	0	0	0	0	17	9	8	0	0	0	0	0

JUSTIN LAYNE'S NFL POSTSEASON DEFENSIVE STATISTICS

TACKLES										INTERCEPTIONS						O. FUMB				ST				MISC			
DATE	TEAM	GP	GS	TK	S	A	TFL	YDS	SK	YDS	QBH	NO	YDS	LG	TD	PD	FF	FR	TD	YDS	TK	S	A	FF	FR	S	A
2020	Steelers	1	0	0	0	0	0	0.0	0.0	0	0	0	0	0	0	0	0	0	0	0	0	0	0	0	0	0	0
NFL TOTALS		1	0	0	0	0	0	0.0	0.0	0	0	0	0	0	0	0	0	0	0	0	0	0	0	0	0	0	0

SINGLE-GAME HIGHS: DEFENSIVE

Total Tackles 5 vs. Washington, Dec 07, 2020
2 at Baltimore Ravens, Nov 01, 2020

Special Teams Tackles 4 at Cleveland Browns, Jan 03, 2021
2 vs. Indianapolis Colts, Dec 27, 2020
...1 more at 2.

2019 GAME-BY-GAME REGULAR-SEASON STATISTICS (STEELERS)

DATE	OPPONENT	P/S	TACKLES							INTERCEPTIONS					O. FUMB				ST				MISC		W/L	SCORE	
			TK	S	A	SK	YDS	TFL	YDS	QBH	NO	YDS	LG	TD	PD	FF	FR	TD	YDS	TK	S	A	FF	FR			S
09/08	at Patriots									ON INACTIVE LIST														L	3-33		
09/15	Seahawks									INACTIVE														L	26-28		
09/22	at 49ers	P	0	0	0	0.0	0.0	0	0	0	0	0	0	0	0	0	0	0	0	0	0	0	0	0	0	L	20-24
09/30	Bengals									DID NOT PLAY (NON-INJURY)														W	27-3		
10/06	Ravens	P	0	0	0	0.0	0.0	0	0	0	0	0	0	0	0	0	0	0	0	0	0	0	0	0	0	L	23-26+
10/13	at Chargers	P	0	0	0	0.0	0.0	0	0	0	0	0	0	0	0	0	0	0	1	1	0	0	0	0	0	W	24-17
10/28	Dolphins									INACTIVE														W	27-14		
11/03	Colts									INACTIVE														W	26-24		
11/10	Rams	P	0	0	0	0.0	0.0	0	0	0	0	0	0	0	0	0	0	0	0	0	0	0	0	0	0	W	17-12
11/14	at Browns									INACTIVE														L	7-21		
11/24	at Bengals	P	0	0	0	0.0	0.0	0	0	0	0	0	0	0	0	0	0	0	1	1	0	0	0	0	0	W	16-10
12/01	Browns	P	0	0	0	0.0	0.0	0	0	0	0	0	0	0	0	0	0	0	0	0	0	0	0	0	0	W	20-13
12/08	at Cardinals	P	0	0	0	0.0	0.0	0	0	0	0	0	0	0	0	0	0	0	0	0	0	0	0	0	0	W	23-17
12/15	Bills	P	0	0	0	0.0	0.0	0	0	0	0	0	0	0	0	0	0	0	0	0	0	0	0	0	0	L	10-17
12/22	at Jets	P	0	0	0	0.0	0.0	0	0	0	0	0	0	0	0	0	0	0	0	0	0	0	0	0	0	L	10-16
12/29	at Ravens	P	0	0	0	0.0	0.0	0	0	0	0	0	0	0	0	0	0	0	1	1	0	0	0	0	0	L	10-28
2019 TOTALS		10-0	0	0	0	0.0	0.0	0	0	0	0	0	0	0	0	0	0	3	3	0	0	0	0	0	0	8-8	
+ OverTime																											

+ - Overtime

2020 GAME-BY-GAME REGULAR-SEASON STATISTICS (STEELERS)

DATE	OPPONENT	P/S	TACKLES					YDS	QBH	INTERCEPTIONS					O. FUMB				ST				MISC		W/L	SCORE
			TK	S	A	SK	TFL			NO	YDS	LG	TD	PD	FF	FR	TD	YDS	TK	S	A	FF	FR	S	A	
09/14	at Giants	P	0	0	0	0	0	0	0	0	0	0	0	0	0	0	0	0	0	0	0	0	0	0	W	26-16
09/20	Broncos	P	0	0	0	0	0	0	0	0	0	0	0	0	0	0	0	0	1	0	1	0	0	0	W	26-21
09/27	Texans	P	0	0	0	0	0	0	0	0	0	0	0	0	0	0	0	0	1	0	1	0	0	0	W	28-21
10/11	Eagles	P	0	0	0	0	0	0	0	0	0	0	0	0	0	0	0	0	0	0	0	0	0	0	W	38-29
10/18	Browns	P	0	0	0	0	0	0	0	0	0	0	0	0	0	0	0	0	0	0	0	0	0	0	W	38-7
10/25	at Titans	P	1	0	1	0	0	0	0	0	0	0	0	0	0	0	0	0	0	0	0	0	0	0	W	27-24
11/01	at Ravens	P	2	2	0	0	0	0	0	0	0	0	0	0	0	0	0	0	0	0	0	0	0	0	W	28-24
11/08	at Cowboys	P	1	1	0	0	0	0	0	0	0	0	0	0	0	0	0	0	0	0	0	0	0	0	W	24-19
11/15	Bengals	P	0	0	0	0	0	0	0	0	0	0	0	0	0	0	0	0	1	1	0	0	0	0	W	36-10
11/22	at Jaguars	P	0	0	0	0	0	0	0	0	0	0	0	0	0	0	0	0	0	0	0	0	0	0	W	27-3
12/02	Ravens	P	0	0	0	0	0	0	0	0	0	0	0	0	0	0	0	0	0	0	0	0	0	0	W	19-14
12/07	Washington	P	5	4	1	0	0	0	0	0	0	0	0	0	0	0	0	0	2	1	1	0	0	0	L	17-23
12/13	at Bills	P	1	0	1	0	0	0	0	0	0	0	0	0	0	0	0	0	1	0	1	0	0	0	L	15-26
12/21	at Bengals	P	0	0	0	0	0	0	0	0	0	0	0	0	0	0	0	0	0	0	0	0	0	0	L	17-27
12/27	Colts	P	0	0	0	0	0	0	0	0	0	0	0	0	0	0	0	0	2	1	1	0	0	0	W	28-24
01/03	at Browns	P	0	0	0	0	0	0	0	0	0	0	0	0	0	0	0	0	4	3	1	0	0	0	L	22-24
2020 TOTALS		16-0	10	7	3	0	0	0	0	0	0	0	0	0	0	0	0	0	12	6	6	0	0	0	12-4	

2021 GAME-BY-GAME REGULAR-SEASON STATISTICS (STEELERS)

DATE	OPPONENT	P/S	TACKLES							INTERCEPTIONS				O. FUMB.			ST			MISC				
			TK	S	A	SK	YDS	TFL	YDS	QBH	NO	YDS	LG	TD	PD	FF	FR	TD	YDS	TK	S	A	W/L	SCORE
09/12	at Bills	P	0	0	0	0.0	0.0	0	0	0	0	0	0	0	0	0	0	0	1	0	1	0	W	23-16
09/19	Raiders	P	1	1	0	0.0	0.0	0	0	0	0	0	0	0	0	0	0	0	1	1	0	0	L	17-26
2021 TOTALS		2-0	1	1	0	0.0	0.0	0	0	0	0	0	0	0	0	0	0	0	2	0	2	0	0	1-1

2020 GAME-BY-GAME POSTSEASON STATISTICS (STEELERS)

[illegible]

[illegible]

Total Tackles 1 vs. Las Vegas Raiders, Sep 19, 2021

DATE	OPPONENT	P/S	TACKLES								INTERCEPTIONS				O. FUMB			ST			MISC	W/L	SCORE					
			TK	S	A	SK	YDS	TFL	YDS	QBH	NO	YDS	LG	TD	PD	FF	FR	TD	YDS	TK	S			A	FF	FR	S	A
09/12	at Bills																											
09/19	Raiders	P	1	0	1	0.0	0.0	0	0	0	0	0	0	0	0	0	0	0	0	0	0	0	0	0	0	W	23-16	
2021 TOTALS		1-0	1	0	1	0.0	0.0	0	0	0	0	0	0	0	0	0	0	0	0	0	0	0	0	0	L-1	17-26		



(mah-LETT)

HEIGHT: 5-10

WEIGHT: 190

COLLEGE: Memphis

BORN: Jul. 13, 1993 (28)

BIRTHPLACE New Orleans, LA

HOW ACQUIRED: FA-21

NFL EXPERIENCE: 5th year

REGULAR SEASON COMPARISON: DEFENSIVE - CINCINNATI BENGALS

DATE	OPP	TACKLES										MISC			
		W/L	GP/GS	TOT	SOLO	ASST	SACK	YDS.	INT	TFL	PD	QBH	TD	FF	FR
12/1/19	NYJ @ CIN	L	S	6	5	1	0.0	0.0	0	0	1	0	0	0	0
TOTALS		0/1	1/1	6	5	1	0.0	0.0	0	0	1	0	0	0	0

ARTHUR MAULET'S NFL REGULAR SEASON DEFENSIVE STATISTICS

		1A/2/1/3										INTERCEPTIONS					O.FUMB					ST					MISC					
DATE	TEAM	GP	GS	TK	S	A	TFL	YDS	SK	YDS	QBH	NO	YDS	LG	TD	FF	FR	TD	YDS	TK	S	A	FF	FR	S	A	FF	FR	S	A	MISC	
2017	Saints	6	0	0	0	0	0	0.0	0.0	0.0	0	0	0	0	0	0	0	0	0	1	1	0	0	0	0	0	0	0	0	0	0	
2018	Colts	5	1	9	6	3	0	0.0	0.0	0.0	0	0	0	0	0	0	0	0	0	0	0	0	0	0	0	0	0	0	0	0	0	
2019	Jets	12	6	37	25	12	5	11	0.0	0.0	0	1	13	13	0	2	0	1	0	1	1	1	0	0	1	0	0	1	0	0	0	
2020	Jets	11	5	23	19	4	0	0	1.0	3.0	1	1	20	20	5	0	0	0	0	6	4	2	0	0	0	0	0	0	0	0	0	
2021	Steelers	2	0	2	1	1	0	0	0.0	0.0	0	0	0	0	0	0	0	0	0	1	1	0	0	0	0	0	0	0	0	0	0	
NFL TOTALS		36	12	71	51	20	5	11	1.0	3.0	1	2	33	20	7	0	0	1	0	9	7	2	0	1	0	0	0	0	0	0	0	0

ARTHUR MAULET'S NFL POSTSEASON DEFENSIVE STATISTICS


[illegible]

SINGLE-GAME HIGHS: DEFENSIVE

Special Teams Fumble Recoveries 1 at New England Patriots. Sep 22, 2019

2017 GAME-BY-GAME REGULAR-SEASON STATISTICS (SAINTS)

[illegible]



EST. 1933

STEELERS NATIONAL FOOTBALL LEAGUE

WIDE RECEIVER

14

RAY-RAY MCCLOUD

WIDE RECEIVER

HEIGHT: 5-9

BIRTHPLACE Tampa, FL

WEIGHT: 190

HOW ACQUIRED: FA '20

COLLEGE: Clemson

NFL EXPERIENCE: 3rd year

BORN: Oct. 15, 1996 (24)

REGULAR SEASON COMPARISON: RECEIVING - CINCINNATI BENGALS

DATE	OPP	W/L	GP/GS	REC	YDS.	AVG.	TD	LG	TGTS	YAC
11/15/20	PIT vs. CIN	W	0	2	4	2.0	0	4	2	11
12/21/20	PIT @ CIN	L	0	1	-2	-2.0	0	-2	1	1
TOTALS		1/1	2/2	3	2	0.7	0	4	3	12

RAY-RAY MCCLOUD'S NFL REGULAR SEASON RUSHING/RECEIVING STATISTICS

DATE	TEAM	GP	GS	RECEIVING				RUSHING			
				NO.	YDS.	AVG.	LG	TD	NO.	YDS.	AVG.
2018	Bills	10	1	5	36	7.2	16	0	2	4	2.0
2019	Panthers	6	0	0	0	0.0	0	0	0	0.0	0
2020	Bills	1	0	0	0	0.0	0	0	0	0.0	0
Went from Buffalo to Carolina.											
2020	Panthers	0	0	0	0	0.0	0	0	0	0.0	0
2020	TOTAL	1	0	0	0	0.0	0	0	0	0.0	0
2021	Steelers	2	0	0	0	0.0	0	0	0	0.0	0
NFL TOTALS		19	1	5	36	7.2	16	0	2	4	2.0

RAY-RAY MCCLOUD'S NFL REGULAR SEASON RETURN STATISTICS

DATE	TEAM	RET.	KICKOFF RETURNS				PUNT RETURNS			
			YDS.	AVG.	LG	TD	NO.	FC	YDS.	AVG.
2018	Bills	1	18	18.0	18	0	4	2	20	5.0
2019	Panthers	8	174	21.8	31	0	10	7	82	8.2
2020	Bills	0	0	0.0	0	0	0	0	0	0.0
Went from Buffalo to Carolina.										
2020	Panthers	0	0	0.0	0	0	0	0	0	0.0
2020	TOTAL	0	0	0.0	0	0	0	0	0	0.0
2021	Steelers	4	92	23.0	28	0	3	1	26	8.7
NFL TOTALS		13	284	21.8	31	0	17	10	128	7.5

SINGLE-GAME HIGHS: RUSHING/RECEIVING

Rush Attempts	2 at Pittsburgh Steelers, Oct 11, 2020 1 at Jacksonville Jaguars, Nov 22, 2020 ...3 more at 1.	Kickoff Return Yards	92 vs. Las Vegas Raiders, Sep 19, 2021 76 at Pittsburgh Steelers, Dec 27, 2020
Rushing Yards	63 at Pittsburgh Steelers, Oct 11, 2020 7 vs. Detroit Lions, Dec 16, 2018	Longest Kickoff Return	49 at Pittsburgh Steelers, Sep 20, 2020 33 at New York Giants, Sep 14, 2020
Longest Runs	58 at Pittsburgh Steelers, Oct 11, 2020 7 vs. Detroit Lions, Dec 16, 2018	Fair Catches	3 at Pittsburgh Steelers, Dec 07, 2020 3 at Pittsburgh Steelers, Dec 02, 2020
Receptions	4 at Jacksonville Jaguars, Nov 22, 2020 3 at Pittsburgh Steelers, Oct 11, 2020	Punt Return Yards	83 at Tennessee Titans, Oct 25, 2020 60 at Pittsburgh Steelers, Nov 15, 2020
Receiving Yards	20 at Jacksonville Jaguars, Nov 22, 2020 16 at Dallas Cowboys, Nov 08, 2020 ...1 more at 16.	Longest Punt Return	57 at Tennessee Titans, Oct 25, 2020 42 at Pittsburgh Steelers, Nov 15, 2020
Longest Receptions	16 vs. New England Patriots, Oct 29, 2018 13 at Jacksonville Jaguars, Nov 22, 2020	Punt Returns	4 at Pittsburgh Steelers, Nov 15, 2020 4 vs. Tampa Bay Buccaneers, Sep 12, 2019
All-Purpose Yards	123 at Pittsburgh Steelers, Oct 11, 2020 113 vs. Las Vegas Raiders, Sep 19, 2021	Punt Return Average	27.7 at Tennessee Titans, Oct 25, 2020 15.0 at Pittsburgh Steelers, Nov 15, 2020
Kickoff Returns	4 vs. Las Vegas Raiders, Sep 19, 2021 4 at Pittsburgh Steelers, Dec 27, 2020	Kickoff Return Average	23.0 vs. Las Vegas Raiders, Sep 19, 2021 19.0 at Pittsburgh Steelers, Dec 27, 2020

2018 GAME-BY-GAME REGULAR-SEASON STATISTICS (BILLS)

DATE	OPPONENT	P/S	RECEIVING					RUSHING					W/L	SCORE
			NO.	YDS.	AVG.	LG	TD	NO.	YDS.	AVG.	LG	TD		
09/09	at Ravens							ON INACTIVE LIST					L	3-47
09/16	Chargers							ON INACTIVE LIST					L	20-31
09/23	at Vikings	S	1	6	6.0	6	0	0	0	0.0	0	0	W	27-6
09/30	at Packers	P	0	0	0.0	0	0	0	0	0.0	0	0	L	0-22
10/07	Titans	P	1	7	7.0	7	0	1	-3	-3.0	-3	0	W	13-12
10/14	at Texans	P	1	2	2.0	2	0	0	0	0.0	0	0	L	13-20
10/21	at Colts							INACTIVE					L	5-37
10/29	Patriots	P	1	16	16.0	16	0	0	0	0.0	0	0	L	6-25
11/04	Bears	P	0	0	0.0	0	0	0	0	0.0	0	0	L	9-41
11/11	at Jets	P	0	0	0.0	0	0	0	0	0.0	0	0	W	41-10
11/25	Jaguars							INACTIVE					W	24-21
12/02	at Dolphins							INACTIVE					L	17-21
12/09	Jets	P	0	0	0.0	0	0	0	0	0.0	0	0	L	23-27
12/16	Lions	P	0	0	0.0	0	0	1	7	7.0	7	0	W	14-13
12/23	at Patriots							INACTIVE					L	12-24
12/30	Dolphins	P	1	5	5.0	5	0	0	0	0.0	0	0	W	42-17
2018 TOTALS		10-1	5	36	7.2	16	0	2	4	2.0	7	0	6-10	

2019 GAME-BY-GAME REGULAR-SEASON STATISTICS (PANTHERS)

DATE	OPPONENT	P/S	RECEIVING					RUSHING					W/L	SCORE
			NO.	YDS.	AVG.	LG	TD	NO.	YDS.	AVG.	LG	TD		
09/08	Rams	P	0	0	0.0	0	0	0	0	0.0	0	0	L	27-30
09/12	Buccaneers	P	0	0	0.0	0	0	0	0	0.0	0	0	L	14-20
09/22	at Cardinals	P	0	0	0.0	0	0	0	0	0.0	0	0	W	38-20
09/29	at Texans	P	0	0	0.0	0	0	0	0	0.0	0	0	W	16-10
10/06	Jaguars	P	0	0	0.0	0	0	0	0	0.0	0	0	W	34-27
10/13	at Buccaneers	P	0	0	0.0	0	0	0	0	0.0	0	0	W	37-26
10/27	at 49ers							NOT ON ROSTER					L	13-51
11/03	Titans							NOT ON ROSTER					W	30-20
11/10	at Packers							NOT ON ROSTER					L	16-24
11/17	Falcons							NOT ON ROSTER					L	3-29
11/24	at Saints							NOT ON ROSTER					L	31-34
12/01	Washington							NOT ON ROSTER					L	21-29
12/08	at Falcons							NOT ON ROSTER					L	20-40
12/15	Seahawks							NOT ON ROSTER					L	24-30
12/22	at Colts							NOT ON ROSTER					L	6-38
12/29	Saints							NOT ON ROSTER					L	10-42
2019 TOTALS		6-0	0	0	0.0	0	0	0	0	0.0	0	0	5-11	

2020 GAME-BY-GAME REGULAR-SEASON STATISTICS (BILLS/PANTHERS)

DATE	OPPONENT	P/S	RECEIVING					RUSHING					W/L	SCORE
			NO.	YDS.	AVG.	LG	TD	NO.	YDS.	AVG.	LG	TD		
09/13	Jets						2						W	27-17
09/20	at Dolphins						2						W	31-28
09/27	Rams						2						W	35-32
10/04	at Raiders						2						W	30-23
10/13	at Titans						2						L	16-42
10/19	Chiefs						2						L	17-26
10/25	at Jets						2						W	18-10
11/01	Patriots						2						W	24-21
11/08	Seahawks						2						W	44-34
11/15	at Cardinals						2						L	30-32
11/22	Lions							Went from Bills to Panthers.					W	20-0
								NOT ON ROSTER						
								Went from Panthers to Bills.						
11/29	Chargers						2						W	27-17
12/07	at 49ers						2						W	34-24
12/13	Steelers	P	0	0	0.0	0	0	0	0	0.0	0	0	W	26-15
12/19	at Broncos						2						W	48-19
12/28	at Patriots						2						W	38-9
01/03	Dolphins						2						W	56-26
2020 TOTALS		1-0	0	0	0.0	0	0	0	0	0.0	0	0	14-3	

2021 GAME-BY-GAME REGULAR-SEASON STATISTICS (STEELERS)

DATE	OPPONENT	P/S	RECEIVING					RUSHING					W/L	SCORE
			NO.	YDS.	AVG.	LG	TD	NO.	YDS.	AVG.	LG	TD		
09/12	at Bills	P	0	0	0.0	0	0	0	0	0.0	0	0	W	23-16
09/19	Raiders	P	0	0	0.0	0	0	0	0	0.0	0	0	L	17-26
2021 TOTALS		2-0	0	0	0.0	0	0	0	0	0.0	0	0	1-1	

DEFENSIVE END

(Mahn-do)

HEIGHT: 6-4

WEIGHT: 280

COLLEGE: Oregon

BORN: Sep. 19, 1995 (26)

BIRTHPLACE Portland, OR

HOW ACQUIRED: FA '19

NFL EXPERIENCE: 2nd year

				TACKLES								INTERCEPTIONS					O. FUMB				ST				MISC		
DATE	TEAM	GP	GS	TK	S	A	TFL	YDS	SK	YDS	QBH	NO	YDS	LG	TD	PD	FF	FR	TD	YDS	TK	S	A	FF	FR	S	A
2019	Steelers	0	0	0	0	0	0	0.0	0.0	0	0	0	0	0	0	0	0	0	0	0	0	0	0	0	0	0	0
2020	Steelers	11	0	4	2	2	1	1	0.0	0.0	2	0	0	0	0	0	0	0	0	0	1	1	0	0	0	0	0
2021	Steelers	0	0	0	0	0	0	0	0.0	0.0	0	0	0	0	0	0	0	0	0	0	0	0	0	0	0	0	0
NFL TOTALS		11	0	4	2	2	1	1	0.0	0.0	2	0	0	0	0	0	0	0	0	0	1	1	0	0	0	0	0

[illegible]

Total Tackles	2 vs. Baltimore Ravens, Dec 02, 2020 1 at Cleveland Browns, Jan 03, 2021 ...1 more at 1.	Special Teams Tackles	1 vs. Indianapolis Colts, Dec 27, 2020
Tackles For Loss	1 at Dallas Cowboys, Nov 08, 2020		

DATE	OPPONENT	P/S	TACKLES								INTERCEPTIONS				O. FUMB				ST				MISC		W/L	SCORE	
			TK	S	A	SK	YDS	TFL	YDS	QBH	NO	YDS	LG	TD	PD	FF	FR	TD	YDS	TK	S	A	FF	FR			S
09/09	Buccaneers										NOT ON ROSTER														L	40-48	
09/16	Browns										NOT ON ROSTER														W	21-18	
09/23	at Falcons										NOT ON ROSTER														W	43-37+	
09/30	at Giants										NOT ON ROSTER														W	33-18	
10/08	Washington										NOT ON ROSTER														W	43-19	
10/21	at Ravens										NOT ON ROSTER														W	24-23	
10/28	at Vikings										NOT ON ROSTER														W	30-20	
11/04	Rams										NOT ON ROSTER														W	45-35	
11/11	at Bengals										NOT ON ROSTER														W	51-14	
11/18	Eagles										NOT ON ROSTER														W	48-7	
11/22	Falcons										NOT ON ROSTER														W	31-17	
11/29	at Cowboys										NOT ON ROSTER														L	10-13	
12/09	at Buccaneers										NOT ON ROSTER														W	28-14	
12/17	at Panthers										NOT ON ROSTER														W	12-9	
12/23	Steelers										NOT ON ROSTER														W	31-28	
12/30	Panthers										NOT ON ROSTER														L	14-33	
2018 TOTALS			0	0	0	0.0	0.0	0	0	0	0	0	0	0	0	0	0	0	0	0	0	0	0	0	0	13-3	
+ Overtime																											

DATE	OPPONENT	P/S	TACKLES								INTERCEPTIONS				O. FUMB				ST				MISC		W/L	SCORE	
			TK	S	A	SK	YDS	TFL	YDS	QBH	NO	YDS	LG	TD	PD	FF	FR	TD	YDS	TK	S	A	FF	FR			S
09/08	at Patriots																										
11/03	Colts																									L	3-33
2019 TOTALS			0	0	0	0	0	0	0	0	0	0	0	0	0	0	0	0	0	0	0	0	0	0	0	1-1	26-24

[illegible]

2021 GAME-BY-GAME REGULAR-SEASON STATISTICS (STEELERS)

[illegible]

2018 GAME-BY-GAME POSTSEASON STATISTICS (SAINTS)

			TACKLES								INTERCEPTIONS					O. FUMB			ST			MISC						
DATE	OPPONENT	P/S	TK	S	A	SK	YDS	TFL	YDS	QBH	NO	YDS	LG	TD	PD	FF	FR	TD	YDS	TK	S	A	FF	FR	S	A	W/L	SCORE
01/13	Eagles		PRACTICE SQUAD																		W	20-14						
01/20	Rams		PRACTICE SQUAD																		L	23-26+						
2018 TOTALS			0	0	0	0	0	0	0	0	0	0	0	0	0	0	0	0	0	0	0	0	0	0	0	0	1-1	
+ - Overtime																												

2020 GAME-BY-GAME POSTSEASON STATISTICS (STEELERS)

[illegible]



BORN: Sep. 28, 1998 (22)

[illegible][illegible]



21

TRE NORWOOD

DEFENSIVE BACK

HEIGHT: 6-0 BIRTHPLACE Fort Smith, AR
WEIGHT: 194 HOW ACQUIRED: D7a '21
COLLEGE: Oklahoma NFL EXPERIENCE: R
BORN: Apr. 19, 1999 (22)

TRE NORWOOD'S NFL REGULAR SEASON DEFENSIVE STATISTICS


				TACKLES							INTERCEPTIONS					O. FUMB			ST				MISC					
DATE	TEAM	GP	GS	TK	S	A	TFL	YDS	SK	YDS	QBH	NO	YDS	LG	TD	PD	FF	FR	TD	YDS	TK	S	A	FF	FR	S	A	
2021	Steelers	2	1	6	5	1	0	0	0.0	0.0	0	0	0	0	0	0	0	0	0	0	1	1	0	0	0	0	0	0
NFL TOTALS		2	1	6	5	1	0	0	0.0	0.0	0	0	0	0	0	0	0	0	0	0	1	1	0	0	0	0	0	0

SINGLE-GAME HIGHS: DEFENSIVE

Total Tackles 5 at Buffalo Bills, Sep 12, 2021 Special Teams Tackles 1 at Buffalo Bills, Sep 12, 2021
1 vs. Las Vegas Raiders, Sep 19, 2021

2021 GAME-BY-GAME REGULAR-SEASON STATISTICS (STEELERS)

DATE	OPPONENT	P/S	TACKLES							INTERCEPTIONS					O. FUMB			ST				MISC		W/L	SCORE			
			TK	S	A	SK	YDS	TFL	YDS	QBH	NO	YDS	LG	TD	PD	FF	FR	TD	YDS	TK	S	A	FF			FR	S	A
09/12	at Bills	S	5	4	1	0.0	0.0	0	0	0	0	0	0	0	0	0	0	0	1	1	0	0	0	0	0	W	23-16	
09/19	Raiders	P	1	1	0	0.0	0.0	0	0	0	0	0	0	0	0	0	0	0	0	0	0	0	0	0	0	L	17-26	
2021 TOTALS		2-1	6	5	1	0.0	0.0	0	0	0	0	0	0	0	0	0	0	0	1	1	0	0	0	0	0	0	1-1	



CHUKWUMA OKORAFOR

(Chuck-WOO-muh oh-KOR-uh-for)

OFFENSIVE LINEMAN

HEIGHT: 6-6

BIRTHPLACE Southfield, MI

WEIGHT: 320

HOW ACQUIRED: D3b '18

COLLEGE: Western Michigan

NFL EXPERIENCE: 4th year

BORN: Aug. 8, 1997 (24)

CHUKWUMA OKORAFOR'S NFL REGULAR SEASON STATISTICS

DATE	TEAM	GP	GS
2018	Steelers	13	3
2019	Steelers	1	1
2020	Steelers	16	15
2021	Steelers	2	2
NFL TOTALS		32	21

CHUKWUMA OKORAFOR'S NFL POSTSEASON STATISTICS

DATE	TEAM	GP	GS
2020	Steelers	1	1
NFL TOTALS		1	1

2018 GAME-BY-GAME REGULAR-SEASON STATISTICS (STEELERS)

DATE	OPPONENT	P/S	W/L/T	SCORE
09/09	at Browns	S	T	21-21
09/16	Chiefs	P	L	37-42
09/24	at Buccaneers	P	W	30-27
09/30	Ravens	P	L	14-26
10/07	Falcons	P	W	41-17
10/14	at Bengals	P	W	28-21
10/28	Browns	S	W	33-18
11/04	at Ravens	DID NOT PLAY (NON-INJURY)	W	23-16
11/08	Panthers		W	52-21
11/18	at Jaguars		W	20-16
11/25	at Broncos		L	17-24
12/02	Chargers		L	30-33
12/09	at Raiders	P	L	21-24
12/16	Patriots	DID NOT PLAY (NON-INJURY)	W	17-10
12/23	at Saints		L	28-31
12/30	Bengals	DID NOT PLAY (NON-INJURY)	W	16-13
2018 TOTALS		13-3	9-6-1	

2019 GAME-BY-GAME REGULAR-SEASON STATISTICS (STEELERS)

DATE	OPPONENT	P/S	W/L	SCORE
09/08	at Patriots	ON INACTIVE LIST	L	3-33
09/15	Seahawks		L	26-28
09/22	at 49ers		L	20-24
09/30	Bengals		W	27-3
10/06	Ravens		L	23-26+
10/13	at Chargers	DID NOT PLAY (NON-INJURY)	W	24-17
10/28	Dolphins	INACTIVE	W	27-14
11/03	Colts	DID NOT PLAY (NON-INJURY)	W	26-24
11/10	Rams	S	W	17-12
11/14	at Browns		L	7-21
11/24	at Bengals		W	16-10
12/01	Browns		W	20-13
12/08	at Cardinals		W	23-17
12/15	Bills	INACTIVE	L	10-17
12/22	at Jets	INACTIVE	L	10-16
12/29	at Ravens	ON INACTIVE LIST	L	10-28
2019 TOTALS		1-1	8-8	

+ - Overtime

2020 GAME-BY-GAME REGULAR-SEASON STATISTICS (STEELERS)


DATE	OPPONENT	P/S	W/L	SCORE
09/14	at Giants	P	W	26-16
09/20	Broncos	S	W	26-21
09/27	Texans	S	W	28-21
10/11	Eagles	S	W	38-29
10/18	Browns	S	W	38-7
10/25	at Titans	S	W	27-24
11/01	at Ravens	S	W	28-24
11/08	at Cowboys	S	W	24-19
11/15	Bengals	S	W	36-10
11/22	at Jaguars	S	W	27-3
12/02	Ravens	S	W	19-14
12/07	Washington	S	L	17-23
12/13	at Bills	S	L	15-26
12/21	at Bengals	S	L	17-27
12/27	Colts	S	W	28-24
01/03	at Browns	S	L	22-24
2020 TOTALS		16-15	12-4	

2021 GAME-BY-GAME REGULAR-SEASON STATISTICS (STEELERS)

DATE	OPPONENT	P/S	W/L	SCORE
09/12	at Bills	S	W	23-16
09/19	Raiders	S	L	17-26
2021 TOTALS		2-2	1-1	

2020 GAME-BY-GAME POSTSEASON STATISTICS (STEELERS)

DATE	OPPONENT	P/S	W/L	SCORE
01/10	Browns	S	L	37-48
2020 TOTALS		1-1	0-1	



42

JAMES PIERRE

CORNERBACK

HEIGHT: 6-2

WEIGHT: 185

COLLEGE: Florida Atlantic

BORN: Sep. 16, 1996 (25)

BIRTHPLACE: Deerfield Beach, FL

HOW ACQUIRED: UDFA* 20

NFL EXPERIENCE: 2nd year

JAMES PIERRE'S NFL REGULAR SEASON DEFENSIVE STATISTICS

DATE	TEAM	GP	GS	TK	TACKLES							INTERCEPTIONS					O. FUMB					ST				MISC	
					S	A	TFL	YDS	SK	YDS	QBH	NO	YDS	LG	TD	PD	FF	FR	TD	YDS	TK	S	A	FF	FR	S	A
2020	Steelers	16	0	1	1	0	1	1	0.0	0.0	0	0	0	0	0	0	0	0	9	6	3	0	0	0	0		
2021	Steelers	2	1	12	12	0	0	0	0.0	0.0	0	0	0	0	1	0	0	0	2	0	2	0	0	0	0		
NFL TOTALS		18	1	13	13	0	1	1	0.0	0.0	0	0	0	0	1	0	0	0	11	6	5	0	0	0	0		

JAMES PIERRE'S NFL POSTSEASON DEFENSIVE STATISTICS

DATE	TEAM	GP	GS	TACKLES								INTERCEPTIONS				O. FUMB				ST				MISC	
				TK	S	A	TFL	YDS	SK	YDS	QBH	NO	YDS	LG	TD	PD	FF	FR	TD	YDS	TK	S	A	FF	FR
2020	Steelers	1	0	0	0	0	0	0	0.0	0.0	0	0	0	0	1	0	0	0	2	2	0	0	0	0	0
NFL TOTALS		1	0	0	0	0	0	0	0.0	0.0	0	0	0	0	1	0	0	0	2	2	0	0	0	0	0

SINGLE-GAME HIGHS: DEFENSIVE

Total Tackles 6 vs. Las Vegas Raiders, Sep 19, 2021
6 at Buffalo Bills, Sep 12, 2021

Tackles For Loss 1 at Jacksonville Jaguars, Nov 22, 2020
Special Teams Tackles 2 at Tennessee Titans, Oct 25, 2020
1 vs. Las Vegas Raiders, Sep 19, 2021
...8 more at 1.

Passes Defensed 1 at Buffalo Bills, Sep 12, 2021

SINGLE-GAME HIGHS - POSTSEASON: DEFENSIVE

Passes Defensed 1 vs. Cleveland Browns, Jan 10, 2021

Special Teams Tackles 2 vs. Cleveland Browns, Jan 10, 2021

2020 GAME-BY-GAME REGULAR-SEASON STATISTICS (STEELERS)

DATE	OPPONENT	P/S	TACKLES								INTERCEPTIONS					O. FUMB			ST				MISC		W/L	SCORE	
			TK	S	A	SK	YDS	TFL	YDS	QBH	NO	YDS	LG	TD	PD	FF	FR	TD	YDS	TK	S	A	FF	FR			S
09/14	at Giants	P	0	0	0	0.0	0.0	0	0	0	0	0	0	0	0	0	0	0	0	0	0	0	0	0	0	W	26-16
09/20	Broncos	P	0	0	0	0.0	0.0	0	0	0	0	0	0	0	0	0	0	0	0	0	0	0	0	0	0	W	26-21
09/27	Texans	P	0	0	0	0.0	0.0	0	0	0	0	0	0	0	0	0	0	0	0	0	0	0	0	0	0	W	28-21
10/11	Eagles	P	0	0	0	0.0	0.0	0	0	0	0	0	0	0	0	0	0	0	1	1	0	0	0	0	0	W	38-29
10/18	Browns	P	0	0	0	0.0	0.0	0	0	0	0	0	0	0	0	0	0	0	1	1	0	0	0	0	0	W	38-7
10/25	at Titans	P	0	0	0	0.0	0.0	0	0	0	0	0	0	0	0	0	0	0	2	2	0	0	0	0	0	W	27-24
11/01	at Ravens	P	0	0	0	0.0	0.0	0	0	0	0	0	0	0	0	0	0	0	0	0	0	0	0	0	0	W	28-24
11/08	at Cowboys	P	0	0	0	0.0	0.0	0	0	0	0	0	0	0	0	0	0	0	1	1	0	0	0	0	0	W	24-19
11/15	Bengals	P	0	0	0	0.0	0.0	0	0	0	0	0	0	0	0	0	0	0	0	0	0	0	0	0	0	W	36-10
11/22	at Jaguars	P	1	1	0	0.0	0.0	1	1	0	0	0	0	0	0	0	0	0	1	1	0	0	0	0	0	W	27-3
12/02	Ravens	P	0	0	0	0.0	0.0	0	0	0	0	0	0	0	0	0	0	0	1	1	0	0	0	0	0	W	19-14
12/07	Washington	P	0	0	0	0.0	0.0	0	0	0	0	0	0	0	0	0	0	0	0	0	0	0	0	0	0	L	17-23
12/13	at Bills	P	0	0	0	0.0	0.0	0	0	0	0	0	0	0	0	0	0	0	0	0	0	0	0	0	0	L	15-26
12/21	at Bengals	P	0	0	0	0.0	0.0	0	0	0	0	0	0	0	0	0	0	0	0	0	0	0	0	0	0	L	17-27
12/27	Colts	P	0	0	0	0.0	0.0	0	0	0	0	0	0	0	0	0	0	0	1	0	1	0	0	0	0	W	28-24
01/03	at Browns	P	0	0	0	0.0	0.0	0	0	0	0	0	0	0	0	0	0	0	1	0	1	0	0	0	0	L	22-24
2020 TOTALS		16-0	1	1	0	0.0	0.0	1	1	0	0	0	0	0	0	0	0	0	9	6	3	0	0	0	0	12-4	

2021 GAME-BY-GAME REGULAR-SEASON STATISTICS (STEELERS)

DATE	OPPONENT	P/S	TACKLES							INTERCEPTIONS					O. FUMB			ST				MISC		W/L	SCORE		
			TK	S	A	SK	YDS	TFL	YDS	QBH	NO	YDS	LG	TD	PD	FF	FR	TD	YDS	TK	S	A	FF			FR	S
09/12	at Bills	P	6	6	0	0.0	0	0	0	0	0	0	0	1	0	0	0	0	1	0	1	0	0	0	0	W	23-16
09/19	Raiders	S	6	6	0	0.0	0	0	0	0	0	0	0	0	0	0	0	0	1	0	1	0	0	0	0	L	17-26
2021 TOTALS		2-1	12	12	0	0.0	0	0	0	0	0	0	0	1	0	0	0	0	2	0	2	0	0	0	0	1-1	

2020 GAME-BY-GAME POSTSEASON STATISTICS (STEELERS)

			TACKLES							INTERCEPTIONS					O. FUMB			ST				MISC						
DATE	OPPONENT	P/S	TK	S	A	SK	YDS	TFL	YDS	QBH	NO	YDS	LG	TD	PD	FF	FR	TD	YDS	TK	S	A	FF	FR	S	A	W/L	SCORE
01/10	Browns	P	0	0	0	0.0	0.0	0	0	0	0	0	0	0	1	0	0	0	0	2	2	0	0	0	0	0	L	37-48
2020 TOTALS		1-0	0	0	0	0.0	0.0	0	0	0	0	0	0	0	1	0	0	0	0	2	2	0	0	0	0	0	0-1	



BEN ROETHLISBERGER

(Roeth-lis-ber-ger)

QUARTERBACK

HEIGHT: 6-5

BIRTHPLACE Findlay, OH

WEIGHT: 240

HOW ACQUIRED: D1 '04

COLLEGE: Miami (OH)

NFL EXPERIENCE: 18th year

BORN: Mar. 2, 1982 (39)



REGULAR SEASON COMPARISON: PASSING - CINCINNATI BENGALS

DATE	OPP	W/L	GP/GS	C	ATT	YDS.	AVG.	TD	LG	INT	SK	SKYD	RTG
10/3/04	PIT vs. CIN	W	S	17	25	174	7.0	1	30	0	1	6	101.1
11/21/04	PIT @ CIN	W	S	15	21	138	6.6	1	26	0	7	54	104.9
10/23/05	PIT @ CIN	W	S	9	14	93	6.6	2	21	1	1	10	93.2
12/4/05	PIT vs. CIN	L	S	29	41	386	9.4	3	41	3	2	7	94.2
9/24/06	PIT vs. CIN	L	S	18	39	208	5.3	0	36	3	3	13	30.7
12/31/06	PIT @ CIN	W	S	19	28	280	10.0	1	67	1	1	5	97.3
10/28/07	PIT @ CIN	W	S	19	26	230	8.8	2	42	1	1	0	109.5
12/2/07	PIT vs. CIN	W	S	21	32	184	5.8	2	19	2	0	0	75.5
10/19/08	PIT @ CIN	W	S	17	28	216	7.7	2	50	0	0	0	108.6
11/20/08	PIT vs. CIN	W	S	17	30	243	8.1	1	37	0	0	0	94.2
9/27/09	PIT @ CIN	L	S	22	31	276	8.9	1	51	1	1	5	95.6
11/15/09	PIT vs. CIN	L	S	20	40	174	4.4	0	21	1	4	28	51.5
11/8/10	PIT @ CIN	W	S	17	27	163	6.0	1	35	1	1	9	76.6
12/12/10	PIT vs. CIN	W	S	21	33	258	7.8	0	33	0	4	27	87.7
11/13/11	PIT @ CIN	W	S	21	33	245	7.4	1	26	1	5	22	83.5
12/4/11	PIT vs. CIN	W	S	15	23	176	7.7	2	45	0	2	13	117.3
10/21/12	PIT @ CIN	W	S	27	37	278	7.5	1	31	1	3	14	91.9
12/23/12	PIT vs. CIN	L	S	14	28	220	7.9	1	60	2	4	35	58.6
9/16/13	PIT @ CIN	L	S	20	37	251	6.8	1	43	1	2	17	73.1
12/15/13	PIT vs. CIN	W	S	20	25	191	7.6	1	21	1	1	7	95.2
12/7/14	PIT @ CIN	W	S	25	39	350	9.0	3	94	0	0	0	118.5
12/28/14	PIT vs. CIN	W	S	24	38	317	8.3	2	63	1	0	0	96.1
11/1/15	PIT vs. CIN	L	S	28	45	262	5.8	1	25	3	3	22	57.8
12/13/15	PIT @ CIN	W	S	30	39	282	7.2	0	31	1	2	12	85.6
9/18/16	PIT vs. CIN	W	S	19	37	259	7.0	3	53	2	1	9	78.5
12/18/16	PIT @ CIN	W	S	21	36	286	7.9	1	32	0	1	1	93.1
10/22/17	PIT vs. CIN	W	S	14	24	224	9.3	2	42	0	0	0	117.4
12/4/17	PIT @ CIN	W	S	24	40	290	7.3	2	35	1	1	8	88.5
10/14/18	PIT @ CIN	W	S	32	46	369	8.0	1	48	0	0	0	100.7
12/30/18	PIT vs. CIN	W	S	31	45	287	6.4	1	47	1	1	9	84.2
11/15/20	PIT vs. CIN	W	S	27	46	333	7.2	4	46	0	0	0	110.1
12/21/20	PIT @ CIN	L	S	20	38	170	4.5	1	37	1	1	12	62.4
TOTALS		24/8	32/32	673	1071	7,813	7.3	45	94	30	53	345	--

POSTSEASON COMPARISON: PASSING - CINCINNATI BENGALS

DATE	OPP	W/L	GP/GS	C	ATT	YDS.	AVG.	TD	LG	INT	SK	SKYD	RTG
1/8/06	PIT @ CIN	W	S	14	19	208	10.9	3	54	0	1	6	148.7
1/9/16	PIT @ CIN	W	S	18	31	229	7.4	1	60	0	3	27	92.0
TOTALS		2/0	2/2	32	50	437	8.7	4	60	0	4	33	--

REGULAR SEASON COMPARISON: RECEIVING - CINCINNATI BENGALS

DATE	OPP	W/L	GP/GS	REC	YDS.	AVG.	TD	LG	TGTS	YAC
10/14/18	PIT @ CIN	W	S	1	-1	-1.0	0	-1	1	-1
TOTALS		1/0	1/1	1	-1	-1.0	0	0	1	-1

BEN ROETHLISBERGER'S NFL REGULAR SEASON PASSING STATISTICS

DATE	TEAM	GP	GS	ATT.	CMP.	PCT.	YDS	AVG.	TD	INT.	LG	SK	LST	RATE
2004	Steelers	14	13	295	196	66.4	2,621	8.9	17	11	58	30	213	98.1
2005	Steelers	12	12	268	168	62.7	2,385	8.9	17	9	85t	23	129	98.6
2006	Steelers	15	15	469	280	59.7	3,513	7.5	18	23	67t	46	280	75.4
2007	Steelers	15	15	404	264	65.3	3,154	7.8	32	11	83	47	347	104.1
2008	Steelers	16	16	469	281	59.9	3,301	7.0	17	15	65t	46	284	80.1
2009	Steelers	15	15	506	337	66.6	4,328	8.6	26	12	60t	50	348	100.5
2010	Steelers	12	12	389	240	61.7	3,200	8.2	17	5	56t	32	220	97.0
2011	Steelers	15	15	513	324	63.2	4,077	7.9	21	14	95t	40	269	90.1
2012	Steelers	13	13	449	284	63.3	3,265	7.3	26	8	82t	30	182	97.0
2013	Steelers	16	16	584	375	64.2	4,261	7.3	28	14	67	42	282	92.0
2014	Steelers	16	16	608	408	67.1	4,952	8.1	32	9	94t	33	172	103.3
2015	Steelers	12	11	469	319	68.0	3,938	8.4	21	16	69t	20	141	94.5
2016	Steelers	14	14	509	328	64.4	3,819	7.5	29	13	72t	17	141	95.4
2017	Steelers	15	15	561	360	64.2	4,251	7.6	28	14	97t	21	139	93.4
2018	Steelers	16	16	675	452	67.0	5,129	7.6	34	16	97t	24	166	96.5
2019	Steelers	2	2	62	35	56.5	351	5.7	0	1	45	2	7	66.0
2020	Steelers	15	15	608	399	65.6	3,803	6.3	33	10	84t	13	118	94.1
2021	Steelers	2	2	71	44	62.0	472	6.6	2	1	52	4	14	84.9
TOTALS		235	233	7,909	5,094	64.4	60,820	7.7	398	202	97T	520	3,452	93.9

BEN ROETHLISBERGER'S NFL POSTSEASON PASSING STATISTICS

DATE	TEAM	GP	GS	ATT.	CMP.	PCT.	YDS	AVG.	TD	INT.	LG	SK	LST	RATE
2004	Steelers	2	2	54	31	57.4	407	7.5	3	5	34	2	11	61.3
2005	Steelers	4	4	93	58	62.4	803	8.6	7	3	54	6	35	101.7
2007	Steelers	1	1	42	29	69.0	337	8.0	2	3	37t	6	40	79.2
2008	Steelers	3	3	89	54	60.7	692	7.8	3	1	65t	8	58	91.6
2010	Steelers	3	3	91	54	59.3	622	6.8	4	4	58	9	48	76.4
2011	Steelers	1	1	40	22	55.0	289	7.2	1	1	33	5	45	75.9
2014	Steelers	1	1	45	31	68.9	334	7.4	1	2	44	5	37	79.3
2015	Steelers	2	2	68	42	61.8	568	8.4	1	0	60	6	55	93.3
2016	Steelers	3	3	96	64	66.7	735	7.7	3	4	62t	2	15	82.6
2017	Steelers	1	1	58	37	63.8	469	8.1	5	1	43t	2	7	110.5
2020	Steelers	1	1	68	47	69.1	501	7.4	4	4	33	0	0	85.5
TOTALS		22	22	744	469	63.0	5,757	7.7	34	28	65T	51	351	86.4

BEN ROETHLISBERGER'S NFL REGULAR SEASON RUSHING STATISTICS

DATE	TEAM	NO.	YDS.	AVG.	LG	TD
2004	Steelers	56	144	2.6	20	1
2005	Steelers	31	69	2.2	13	3
2006	Steelers	32	98	3.1	20	2
2007	Steelers	35	204	5.8	30t	2
2008	Steelers	34	101	3.0	17	2
2009	Steelers	40	82	2.1	15	2
2010	Steelers	34	176	5.2	31	2
2011	Steelers	31	70	2.3	11	0
2012	Steelers	26	92	3.5	14	0
2013	Steelers	27	99	3.7	19	1
2014	Steelers	33	27	0.8	8	0
2015	Steelers	15	29	1.9	13	0
2016	Steelers	16	14	0.9	14	1
2017	Steelers	28	47	1.7	14	0
2018	Steelers	31	98	3.2	18	3
2019	Steelers	1	7	7.0	7	0
2020	Steelers	25	11	0.4	11	0
2021	Steelers	4	4	1.0	7	0
TOTALS		499	1,372	2.7	31	19

BEN ROETHLISBERGER'S NFL POSTSEASON RUSHING STATISTICS

DATE	TEAM	NO.	YDS.	AVG.	LG	TD
2004	Steelers	9	75	8.3	20	0
2005	Steelers	19	37	1.9	10	2
2007	Steelers	4	13	3.3	6	0
2008	Steelers	5	0	0.0	4	0
2010	Steelers	21	63	3.0	18	1
2011	Steelers	3	15	5.0	9	0
2014	Steelers	2	16	8.0	16	0
2015	Steelers	0	0	0.0	0	0
2016	Steelers	8	11	1.4	8	0
2017	Steelers	2	16	8.0	15	0
2020	Steelers	1	0	0.0	0	0
TOTALS		74	246	3.3	20	3

SINGLE-GAME HIGHS: QUARTERBACK

Pass Attempts	66 vs. Baltimore Ravens, Dec 10, 2017 60 vs. Kansas City Chiefs, Sep 16, 2018	Passer Rating	158.3 vs. Carolina Panthers, Nov 08, 2018 158.3 at St. Louis Rams, Dec 20, 2007 ...1 more at 158.3.
Pass Completions	44 vs. Baltimore Ravens, Dec 10, 2017 41 at Denver Broncos, Nov 25, 2018	Rush Attempts	9 at Cincinnati Bengals, Nov 21, 2004 7 vs. Carolina Panthers, Dec 23, 2010 ...1 more at 7.
Yards Passing	522 vs. Indianapolis Colts, Oct 26, 2014 506 vs. Baltimore Ravens, Dec 10, 2017	Rushing Yards	55 vs. Oakland Raiders, Nov 21, 2010 49 vs. Cleveland Browns, Nov 11, 2007
TD Passes	6 vs. Baltimore Ravens, Nov 02, 2014 6 vs. Indianapolis Colts, Oct 26, 2014	Longest Runs	30t vs. Cleveland Browns, Nov 11, 2007 22 vs. New York Jets, Dec 19, 2010
Long Passes	97t at Denver Broncos, Nov 25, 2018 97t at Detroit Lions, Oct 29, 2017	Rushing TDs	1 at Jacksonville Jaguars, Nov 18, 2018 1 at Baltimore Ravens, Nov 04, 2018 ...17 more at 1.
Completion Percentage	88.0 vs. Carolina Panthers, Nov 08, 2018 86.2 at Oakland Raiders, Dec 09, 2018	Rushing Average	5.4 at Cleveland Browns, Nov 14, 2004 1.8 at Cincinnati Bengals, Nov 21, 2004

SINGLE-GAME HIGHS - POSTSEASON: QUARTERBACK

Pass Attempts	68 vs. Cleveland Browns, Jan 10, 2021 58 vs. Jacksonville Jaguars, Jan 14, 2018 47 at New England Patriots, Jan 22, 2017 45 vs. Baltimore Ravens, Jan 03, 2015 42 vs. Jacksonville Jaguars, Jan 05, 2008	Passer Rating	148.7 at Cincinnati Bengals, Jan 08, 2006 124.9 at Denver Broncos, Jan 22, 2006 110.5 vs. Jacksonville Jaguars, Jan 14, 2018 105.3 vs. Miami Dolphins, Jan 08, 2017 101.8 vs. Baltimore Ravens, Jan 15, 2011
Pass Completions	47 vs. Cleveland Browns, Jan 10, 2021 37 vs. Jacksonville Jaguars, Jan 14, 2018 31 at New England Patriots, Jan 22, 2017 31 vs. Baltimore Ravens, Jan 03, 2015 29 vs. Jacksonville Jaguars, Jan 05, 2008	Rush Attempts	11 vs. New York Jets, Jan 23, 2011 7 vs. Seattle Seahawks, Feb 05, 2006 6 vs. Baltimore Ravens, Jan 15, 2011 5 at Indianapolis Colts, Jan 15, 2006 5 vs. New England Patriots, Jan 23, 2005
Yards Passing	501 vs. Cleveland Browns, Jan 10, 2021 469 vs. Jacksonville Jaguars, Jan 14, 2018 339 at Denver Broncos, Jan 17, 2016 337 vs. Jacksonville Jaguars, Jan 05, 2008 334 vs. Baltimore Ravens, Jan 03, 2015	Rushing Yards	45 vs. New England Patriots, Jan 23, 2005 31 at Green Bay Packers, Feb 06, 2011 30 vs. New York Jets, Jan 15, 2005 25 vs. Seattle Seahawks, Feb 05, 2006 21 vs. New York Jets, Jan 23, 2011
TD Passes	5 vs. Jacksonville Jaguars, Jan 14, 2018 4 vs. Cleveland Browns, Jan 10, 2021 3 at Cincinnati Bengals, Jan 08, 2006 2 vs. Miami Dolphins, Jan 08, 2017 2 at Green Bay Packers, Feb 06, 2011 ...5 more at 2.	Longest Runs	20 vs. New York Jets, Jan 15, 2005 18 at Green Bay Packers, Feb 06, 2011 16 vs. Baltimore Ravens, Jan 03, 2015 15 vs. Jacksonville Jaguars, Jan 14, 2018 13 vs. New England Patriots, Jan 23, 2005
Long Passes	65t vs. Baltimore Ravens, Jan 18, 2009 62t vs. Miami Dolphins, Jan 08, 2017 60 at Cincinnati Bengals, Jan 09, 2016 58 at Denver Broncos, Jan 17, 2016 58 vs. Baltimore Ravens, Jan 15, 2011	Rushing TDs	1 vs. New York Jets, Jan 23, 2011 1 vs. Seattle Seahawks, Feb 05, 2006 1 at Denver Broncos, Jan 22, 2006
Completion Percentage	73.7 at Cincinnati Bengals, Jan 08, 2006 72.4 at Denver Broncos, Jan 22, 2006 72.2 vs. Miami Dolphins, Jan 08, 2017 70.0 at Arizona Cardinals, Feb 01, 2009 69.1 vs. Cleveland Browns, Jan 10, 2021		

300-YARD PASSING GAMES (66): REGULAR SEASON

DATE	TEAM	NO.	YDS.	AVG.	LG	TD
12/18/04	at Giants	18	316	17.6	40	1
12/04/05	BENGALS	29	386	13.3	41	3
10/29/06	at Raiders	25	301	12.0	49	1
11/05/06	BRONCOS	38	433	11.4	63	3
10/05/08	at Jaguars	26	309	11.9	48t	3
11/16/08	CHARGERS	31	308	9.9	30	0
12/21/08	at Titans	25	329	13.2	31t	2
09/10/09	TITANS	33	363	11.0	34t	1
10/04/09	CHARGERS	26	333	12.8	35	2
10/18/09	BROWNS	23	417	18.1	52t	2
11/22/09	at Chiefs	32	398	12.4	41	3
12/20/09	PACKERS	29	503	17.3	60t	3
10/24/10	at Dolphins	19	302	15.9	53t	2
11/14/10	PATRIOTS	30	387	12.9	33t	3
12/23/10	PANTHERS	22	320	14.5	43t	1
09/25/11	at Colts	25	364	14.6	81t	1
10/23/11	at Cardinals	26	361	13.9	95t	3
10/30/11	PATRIOTS	36	365	10.1	26	2
11/06/11	RAVENS	20	330	16.5	32	1
12/19/11	at 49ers	25	330	13.2	39	0
09/23/12	at Raiders	36	384	10.7	22t	4
10/11/12	at Titans	24	363	15.1	82t	1
12/16/12	at Cowboys	24	339	14.1	60	2
09/22/13	BEARS	26	406	15.6	45	2
09/29/13	at Vikings	36	383	10.6	36	1
11/03/13	at Patriots	28	400	14.3	42	4
11/17/13	LIONS	29	367	12.7	47t	4
12/08/13	DOLPHINS	23	349	15.2	67	3
09/07/14	BROWNS	23	365	15.9	41	1
09/28/14	BUCCANEERS	29	314	10.8	31	3
10/26/14	COLTS	40	522	13.1	52	6
11/02/14	RAVENS	25	340	13.6	54t	6
11/09/14	at Jets	30	343	11.4	80t	1
11/30/14	SAINTS	32	435	13.6	48	2
12/07/14	at Bengals	25	350	14.0	94t	3
12/14/14	at Falcons	27	360	13.3	44	0
12/28/14	BENGALS	24	317	13.2	63t	2
09/10/15	at Patriots	26	351	13.5	43	1
09/20/15	49ERS	21	369	17.6	59	3
11/08/15	RAIDERS	24	334	13.9	59	2
11/15/15	BROWNS	22	379	17.2	64	3
11/29/15	at Seahawks	36	456	12.7	69t	1
12/06/15	COLTS	24	364	15.2	68t	4
12/20/15	BRONCOS	40	380	9.5	23t	3
01/03/16	at Browns	24	349	14.5	66	3
09/12/16	at Washington	27	300	11.1	42	3
10/02/16	CHIEFS	22	300	13.6	47	5
10/09/16	JETS	34	380	11.2	72t	4
11/13/16	COWBOYS	37	408	11.0	44	3
10/08/17	JAGUARS	33	312	9.5	49	0
10/29/17	at Lions	17	317	18.6	97t	1
11/26/17	PACKERS	33	351	10.6	39	4
12/10/17	RAVENS	44	506	11.5	57	2
09/09/18	at Browns	23	335	14.6	67	1
09/16/18	CHIEFS	39	452	11.6	46	3
09/24/18	at Buccaneers	30	353	11.8	75t	3
10/14/18	at Bengals	32	369	11.5	48	1
11/08/18	PANTHERS	22	328	14.9	75t	5
11/18/18	at Jaguars	27	314	11.6	78t	2
11/25/18	at Broncos	41	462	11.3	97t	1
12/23/18	at Saints	33	380	11.5	49	3
09/20/20	BRONCOS	29	311	10.7	84t	2
11/08/20	at Cowboys	29	306	10.6	42	3
11/15/20	BENGALS	27	333	12.3	46	4
12/07/20	WASHINGTON	33	305	9.2	50t	2
12/27/20	COLTS	34	341	10.0	39t	3

300-YARD PASSING GAMES (6): POSTSEASON

DATE	TEAM	NO.	YDS.	AVG.	LG	TD
01/05/08	JAGUARS	29	337	11.6	37t	2
01/03/15	RAVENS	31	334	10.8	44	1
01/17/16	at Broncos	24	339	14.1	58	0
01/22/17	at Patriots	31	314	10.1	30t	1
01/14/18	JAGUARS	37	469	12.7	43t	5
01/10/21	BROWNS	47	501	10.7	33	4

2004 GAME-BY-GAME REGULAR-SEASON STATISTICS (STEELERS)

PASSING														RUSHING					W/L	SCORE
DATE	OPPONENT	P/S	ATT	CMP	YDS	PCT	Y/A	Y/C	TD	INT	LG	SK/YD	RATE	ATT	YDS	LG	TD			
09/12	Raiders								INACTIVE										W	24-21
09/19	at Ravens	P	20	12	176	60.0	8.8	14.7	2	2	58	2/16	82.5	0	0	0	0	L	13-30	
09/26	at Dolphins	S	22	12	163	54.5	7.4	13.6	1	1	42	1/2	74.6	1	2	2	0	W	13-3	
10/03	Bengals	S	25	17	174	68.0	7.0	10.2	1	0	30	1/6	101.1	4	2	3	0	W	28-17	
10/10	Browns	S	21	16	231	76.2	11.0	14.4	1	1	48	0/0	107.4	6	13	9	1	W	34-23	
10/17	at Cowboys	S	25	21	193	84.0	7.7	9.2	2	0	32	3/21	125.5	2	8	9	0	W	24-20	
10/31	Patriots	S	24	18	196	75.0	8.2	10.9	2	0	47f	0/0	126.4	5	3	5	0	W	34-20	
11/07	Eagles	S	18	11	183	61.1	10.2	16.6	2	1	47	2/15	109.3	6	10	16	0	W	27-3	
11/14	at Browns	S	16	10	134	62.5	8.4	13.4	0	1	22	2/14	63.0	7	38	20	0	W	24-10	
11/21	at Bengals	S	21	15	138	71.4	6.6	9.2	1	0	26	7/54	104.9	9	16	4	0	W	19-14	
11/28	Washington	S	20	9	131	45.0	6.6	14.6	0	0	27	4/31	66.9	6	4	3	0	W	16-7	
12/05	at Jaguars	S	17	14	221	82.4	13.0	15.8	2	0	37f	3/25	158.0	3	40	20	0	W	17-16	
12/12	Jets	S	19	9	144	47.4	7.6	16.0	0	2	46	2/12	33.6	4	-2	1	0	W	17-6	
12/18	at Giants	S	28	18	316	64.3	11.3	17.6	1	2	40	3/17	84.8	1	-1	-1	0	W	33-30	
12/26	Ravens	S	19	14	221	73.7	11.6	15.8	2	1	36f	0/0	125.1	2	11	9	0	W	20-7	
01/02	at Bills								INACTIVE										W	29-24
2004 TOTALS		14-13	295	196	2,621	66.4	8.9	13.4	17	11	58	30/213	98.1	56	144	20	1	15-1		

2005 GAME-BY-GAME REGULAR-SEASON STATISTICS (STEELERS)

DATE	OPPONENT	P/S	PASSING											RUSHING					W/L	SCORE
			ATT	CMP	YDS	PCT	Y/A	Y/C	TD	INT	LG	SK/YD	RATE	ATT	YDS	LG	TD			
09/11	Titans	S	11	9	218	81.8	19.8	24.2	2	0	63f	0/0	158.3	3	5	5	0	W	34-7	
09/18	at Texans	S	21	14	254	66.7	12.1	18.1	2	0	54	1/1	139.8	0	0	0	0	W	27-7	
09/25	Patriots	S	28	12	216	42.9	7.7	18.0	2	0	85f	4/26	93.8	3	17	10	0	L	20-23	
10/10	at Chargers	S	26	17	225	65.4	8.7	13.2	1	0	33	3/18	105.4	2	15	8	1	W	24-22	
10/16	Jaguars								INACTIVE										L	17-23
10/23	at Bengals	S	14	9	93	64.3	6.6	10.3	2	1	21	1/10	93.2	4	-5	-1	0	W	27-13+	
10/31	Ravens	S	30	18	177	60.0	5.9	9.8	2	1	23	2/17	85.0	4	4	3	0	W	20-19	
11/06	at Packers								INACTIVE										W	20-10
11/13	Browns								INACTIVE										W	34-21
11/20	at Ravens								INACTIVE										L	13-16+
11/28	at Colts	S	26	17	133	65.4	5.1	7.8	1	2	35	3/22	58.7	3	21	13	0	L	7-26	
12/04	Bengals	S	41	29	386	70.7	9.4	13.3	3	3	41	2/7	94.2	1	2	2	0	L	31-38	
12/11	Bears	S	20	13	173	65.0	8.7	13.3	1	0	45	0/0	109.0	2	-2	-1	0	W	21-9	
12/18	at Vikings	S	15	10	149	66.7	9.9	14.9	0	0	50	4/16	99.0	6	7	9	1	W	18-3	
12/24	at Browns	S	20	13	226	65.0	11.3	17.4	1	0	46	2/9	120.0	0	0	0	0	W	41-0	
01/01	Lions	S	16	7	135	43.8	8.4	19.3	0	2	43	1/3	34.1	3	5	7f	1	W	35-21	
2005 TOTALS		12-12	268	168	2,385	62.7	8.9	14.2	17	9	85f	23/129	98.6	31	69	13	3	11-5		
±: Overtime																				

+ - Overtime

2006 GAME-BY-GAME REGULAR-SEASON STATISTICS (STEELERS)

			PASSING										RUSHING							
DATE	OPPONENT	P/S	ATT	CMP	YDS	PCT	Y/A	Y/C	TD	INT	LG	SK/YD	RATE	ATT	YDS	LG	TD	W/L	SCORE	
09/07	Dolphins								INACTIVE										W	28-17
09/18	at Jaguars	S	32	17	141	53.1	4.4	8.3	0	2	18	2/14	38.7	1	0	0	0	L	0-9	
09/24	Bengals	S	39	18	208	46.2	5.3	11.6	0	3	36	3/13	30.7	1	-1	-1	0	L	20-28	
10/08	at Chargers	S	31	20	220	64.5	7.1	11.0	0	2	32	5/23	58.5	0	0	0	0	L	13-23	
10/15	Chiefs	S	19	16	238	84.2	12.5	14.9	2	0	50	1/6	153.8	1	0	0	0	W	45-7	
10/22	at Falcons	S	22	16	238	72.7	10.8	14.9	3	0	36	3/15	147.3	3	-2	0	0	L	38-41+	
10/29	at Raiders	S	37	25	301	67.6	8.1	12.0	1	4	49	5/30	61.7	1	5	5	0	L	13-20	
11/05	Broncos	S	54	38	433	70.4	8.0	11.4	1	3	63	4/30	77.2	3	9	4	0	L	20-31	
11/12	Saints	S	28	17	254	60.7	9.4	15.5	3	0	46	2/14	127.7	2	1	2	0	W	38-31	
11/19	at Browns	S	44	25	272	56.8	6.2	10.9	2	3	23	2/11	61.9	2	20	13	0	W	24-20	
11/26	at Ravens	S	41	21	214	51.2	5.2	10.2	0	2	27	9/73	46.2	1	-1	-1	0	L	0-27	
12/03	Buccaneers	S	25	12	198	48.0	7.9	16.5	2	1	36	1/7	85.1	2	2	1	0	W	20-3	
12/07	Browns	S	21	11	225	52.4	10.7	20.5	1	0	49f	0/0	106.2	3	4	3	1	W	27-7	
12/17	at Panthers	S	17	10	125	58.8	7.4	12.5	1	0	21	3/22	101.3	5	12	8	1	W	37-3	
12/24	Ravens	S	31	15	156	48.4	5.0	10.4	1	2	31	5/17	47.2	4	33	20	0	L	7-31	
12/31	at Bengals	S	28	19	280	67.9	10.0	14.7	1	1	67f	1/5	97.3	3	16	11	0	W	23-17+	
2006 TOTALS			15-15	469	280	3,513	59.7	7.5	12.5	18	23	67f	46/280	75.4	32	98	20	2	8-8	

+ - Overtime

2007 GAME-BY-GAME REGULAR-SEASON STATISTICS (STEELERS)

DATE	OPPONENT	P/S	PASSING											RUSHING					W/L	SCORE
			ATT	CMP	YDS	PCT	Y/A	Y/C	TD	INT	LG	SK/YD	RATE	ATT	YDS	LG	TD			
09/09	at Browns	S	23	12	161	52.2	7.0	13.4	4	0	40t	1/2	114.3	1	2	2	0	W	34-7	
09/16	Bills	S	34	21	242	61.8	7.1	11.5	1	1	30	1/6	80.8	1	10	10	0	W	26-3	
09/23	49ers	S	20	13	160	65.0	8.0	12.3	1	0	29	2/15	106.2	1	18	18	0	W	37-16	
09/30	at Cardinals	S	32	17	244	53.1	7.6	14.4	2	2	43t	4/39	72.9	4	26	16	0	L	14-21	
10/07	Seahawks	S	22	18	206	81.8	9.4	11.4	1	0	25	3/27	120.8	1	1	1	0	W	21-0	
10/21	at Broncos	S	35	24	290	68.6	8.3	12.1	4	2	40	4/30	108.0	3	20	11	0	L	28-31	
10/28	at Bengals	S	26	19	230	73.1	8.8	12.1	2	1	42	1/0	109.5	2	9	9	0	W	24-13	
11/05	Ravens	S	16	13	209	81.3	13.1	16.1	5	0	45	3/22	158.3	0	0	0	0	W	38-7	
11/11	Browns	S	34	23	278	67.6	8.2	12.1	2	1	22	4/36	99.9	5	49	30t	1	W	31-28	
11/18	at Jets	S	25	15	195	60.0	7.8	13.0	1	1	27	7/44	81.2	2	5	6	0	L	16-19+	
11/26	Dolphins	S	21	18	165	85.7	7.9	9.2	0	1	21	5/33	79.6	1	1	1	0	W	3-0	
12/02	Bengals	S	32	21	184	65.6	5.8	8.8	2	2	19	0/0	75.5	6	13	6t	1	W	24-10	
12/09	at Patriots	S	32	19	187	59.4	5.8	9.8	1	0	32t	3/19	86.3	4	24	9	0	L	13-34	
12/16	Jaguars	S	32	15	142	46.9	4.4	9.5	3	0	30t	5/40	90.9	2	15	11	0	L	22-29	
12/20	at Rams	S	20	16	261	80.0	13.1	16.3	3	0	83	4/34	158.3	2	11	9	0	W	41-24	
12/30	at Ravens								INACTIVE									L	21-27	

2008 GAME-BY-GAME REGULAR-SEASON STATISTICS (STEELERS)

DATE	OPPONENT	P/S	PASSING											RUSHING				W/L	SCORE
			ATT	CMP	YDS	PCT	Y/A	Y/C	TD	INT	LG	SK/YD	RATE	ATT	YDS	LG	TD		
09/07	Texans	S	14	13	137	92.9	9.8	10.5	2	0	29	2/15	147.0	2	17	17	0	W	38-17
09/14	at Browns	S	20	13	179	65.0	9.0	13.8	1	0	48	2/15	110.2	1	0	0	0	W	10-6
09/21	at Eagles	S	25	13	131	52.0	5.2	10.1	0	1	16	8/35	50.6	4	6	2	0	L	6-15
09/29	Ravens	S	24	14	191	58.3	8.0	13.6	1	1	49	3/23	80.4	2	3	4	0	W	23-20+
10/05	at Jaguars	S	41	26	309	63.4	7.5	11.9	3	1	48t	3/23	100.6	2	2	3	0	W	26-21
10/19	at Bengals	S	28	17	216	60.7	7.7	12.7	2	0	50t	0/0	108.6	2	-1	0	0	W	38-10
10/26	Giants	S	29	13	189	44.8	6.5	14.5	1	4	65t	5/35	38.5	1	3	3	0	L	14-21
11/03	at Washington	S	17	5	50	29.4	2.9	10.0	0	1	14	3/6	15.1	1	1	1t	1	W	23-6
11/09	Colts	S	41	29	280	70.7	6.8	9.7	0	3	41	2/13	59.0	1	-1	-1	0	L	20-24
11/16	Chargers	S	41	31	308	75.6	7.5	9.9	0	0	30	4/22	96.4	0	0	0	0	W	11-10
11/20	Bengals	S	30	17	243	56.7	8.1	14.3	1	0	37	0/0	94.2	3	13	8t	1	W	27-10
11/30	at Patriots	S	33	17	179	51.5	5.4	10.5	2	1	21	1/7	75.2	3	6	5	0	W	33-10
12/07	Cowboys	S	33	17	204	51.5	6.2	12.0	1	0	47	5/36	80.9	5	17	9	0	W	20-13
12/14	at Ravens	S	40	22	246	55.0	6.2	11.2	1	0	30	3/26	81.9	4	21	9	0	W	13-9
12/21	at Titans	S	39	25	329	64.1	8.4	13.2	2	2	31t	5/28	88.6	3	14	9	0	L	14-31
12/28	Browns	S	14	9	110	64.3	7.9	12.2	0	1	24	0/0	86.4	0	0	0	0	W	31-0
2008 TOTALS			16-16	469	281	3,301	59.9	7.0	11.7	17	15	65T	46/284	80.1	34	101	17	2	12-4

+ Overtime

2009 GAME-BY-GAME REGULAR-SEASON STATISTICS (STEELERS)

DATE	OPPONENT	P/S	PASSING											RUSHING				W/L	SCORE
			ATT	CMP	YDS	PCT	Y/A	Y/C	TD	INT	LG	SK/YD	RATE	ATT	YDS	LG	TD		
09/10	Titans	S	43	33	363	76.7	8.4	11.0	1	2	34t	4/42	89.6	1	3	3	0	W	13-10+
09/20	at Bears	S	35	23	221	65.7	6.3	9.6	1	1	24	2/18	80.8	3	6	5	1	L	14-17
09/27	at Bengals	S	31	22	276	71.0	8.9	12.5	1	1	51	1/5	95.6	2	3	2	1	L	20-23
10/04	Chargers	S	33	26	333	78.8	10.1	12.8	2	0	35	3/19	128.9	4	3	3	0	W	38-28
10/11	at Lions	S	30	23	277	76.7	9.2	12.0	3	1	47t	3/15	123.9	4	-3	0	0	W	28-20
10/18	Browns	S	35	23	417	65.7	11.9	18.1	2	1	52t	3/14	113.6	6	11	13	0	W	27-14
10/25	Vikings	S	26	14	175	53.8	6.7	12.5	1	0	45	4/23	87.8	1	2	2	0	W	27-17
11/09	at Broncos	S	29	21	233	72.4	8.0	11.1	3	1	35	3/31	116.0	2	-3	-1	0	W	28-10
11/15	Bengals	S	40	20	174	50.0	4.4	8.7	0	1	21	4/28	51.5	2	16	15	0	L	12-18
11/22	at Chiefs	S	42	32	398	76.2	9.5	12.4	3	2	41	2/13	109.0	1	4	4	0	L	24-27+
11/29	at Ravens	S	INACTIVE															L	17-20+
12/06	Raiders	S	24	18	278	75.0	11.6	15.4	2	1	57	1/9	123.3	3	7	8	0	L	24-27
12/10	at Browns	S	32	18	201	56.3	6.3	11.2	0	0	24	8/60	75.1	3	12	10	0	L	6-13
12/20	Packers	S	46	29	503	63.0	10.9	17.3	3	0	60t	5/31	121.9	1	7	7	0	W	37-36
12/27	Ravens	S	33	17	259	51.5	7.8	15.2	1	1	45	4/21	75.2	3	-3	-1	0	W	23-20
01/03	at Dolphins	S	27	18	220	66.7	8.1	12.2	3	0	54t	3/19	128.6	4	17	13	0	W	30-24
2009 TOTALS			15-15	506	337	4,328	66.6	8.6	12.8	26	12	60T	50/348	100.5	40	82	15	2	9-7

+ Overtime

2010 GAME-BY-GAME REGULAR-SEASON STATISTICS (STEELERS)

DATE	OPPONENT	P/S	PASSING											RUSHING				W/L	SCORE
			ATT	CMP	YDS	PCT	Y/A	Y/C	TD	INT	LG	SK/YD	RATE	ATT	YDS	LG	TD		
09/12	Falcons		NOT ON ROSTER															W	15-9+
09/19	at Titans		NOT ON ROSTER															W	19-11
09/26	at Buccaneers		NOT ON ROSTER															W	38-13
10/03	Ravens		NOT ON ROSTER															L	14-17
10/17	Browns	S	27	16	257	59.3	9.5	16.1	3	1	50	0/0	112.7	1	5	5	0	W	28-10
10/24	at Dolphins	S	27	19	302	70.4	11.2	15.9	2	0	53t	3/12	132.0	5	1	2	0	W	23-22
10/31	at Saints	S	28	17	195	60.7	7.0	11.5	0	1	25	3/24	66.8	1	-1	-1	0	L	10-20
11/08	at Bengals	S	27	17	163	63.0	6.0	9.6	1	1	35	1/9	76.6	5	13	12	0	W	27-21
11/14	Patriots	S	49	30	387	61.2	7.9	12.9	3	1	33t	5/38	97.9	1	12	12	0	L	26-39
11/21	Raiders	S	29	18	275	62.1	9.5	15.3	3	0	52t	2/6	127.8	3	55	31	1	W	35-3
11/28	at Bills	S	33	20	246	60.6	7.5	12.3	0	0	26	5/26	83.6	1	18	18	0	W	19-16+
12/05	at Ravens	S	38	22	253	57.9	6.7	11.5	1	1	28	3/19	75.9	1	-1	-1	0	W	13-10
12/12	Bengals	S	33	21	258	63.6	7.8	12.3	0	0	33	4/27	87.7	3	23	13	0	W	23-7
12/19	Jets	S	44	23	264	52.3	6.0	11.5	1	0	29	3/32	78.2	2	25	22	0	L	17-22
12/23	Panthers	S	32	22	320	68.8	10.0	14.5	1	0	43t	3/27	111.5	7	2	3	1	W	27-3
01/02	at Browns	S	22	15	280	68.2	12.7	18.7	2	0	56t	0/0	141.3	4	24	10	0	W	41-9
2010 TOTALS			12-12	389	240	3,200	61.7	8.2	13.3	17	5	56T	32/220	97.0	34	176	31	2	12-4

+ Overtime

2011 GAME-BY-GAME REGULAR-SEASON STATISTICS (STEELERS)

DATE	OPPONENT	P/S	PASSING											RUSHING				W/L	SCORE
			ATT	CMP	YDS	PCT	Y/A	Y/C	TD	INT	LG	SK/YD	RATE	ATT	YDS	LG	TD		
09/11	at Ravens	S	41	22	280	53.7	6.8	12.7	1	3	31	4/34	52.9	1	9	9	0	L	7-35
09/18	Seahawks	S	30	22	298	73.3	9.9	13.5	1	0	53	2/16	115.7	5	8	7	0	W	24-0
09/25	at Colts	S	37	25	364	67.6	9.8	14.6	1	1	81t	3/23	97.1	5	15	11	0	W	23-20
10/02	at Texans	S	30	16	206	53.3	6.9	12.9	0	1	40	5/28	61.3	2	11	8	0	L	10-17
10/09	Titans	S	34	24	228	70.6	6.7	9.5	5	1	40t	1/4	116.2	0	0	0	0	W	38-17
10/16	Jaguars	S	23	12	200	52.2	8.7	16.7	1	0	48	3/15	96.3	3	9	7	0	W	17-13
10/23	at Cardinals	S	39	26	361	66.7	9.3	13.9	3	0	95t	2/7	121.8	2	-2	-1	0	W	32-20
10/30	Patriots	S	50	36	365	72.0	7.3	10.1	2	1	26	5/36	97.5	2	1	2	0	W	25-17
11/06	Ravens	S	37	20	330	54.1	8.9	16.5	1	1	32	1/8	82.0	3	13	8	0	L	20-23
11/13	at Bengals	S	33	21	245	63.6	7.4	11.7	1	1	26	5/22	83.5	3	-2	0	0	W	24-17
11/27	at Chiefs	S	31	21	193	67.7	6.2	9.2	1	1	34	1/11	81.8	4	8	7	0	W	13-9
12/04	Bengals	S	23	15	176	65.2	7.7	11.7	2	0	45	2/13	117.3	0	0	0	0	W	35-7
12/08	Browns	S	21	16	280	76.2	13.3	17.5	2	1	79t	1/5	129.6	0	0	0	0	W	14-3
12/19	at 49ers	S	44	25	330	56.8	7.5	13.2	0	3	39	3/25	52.3	1	0	0	0	L	3-20
12/24	Rams		INACTIVE															W	27-0
01/01	at Browns	S	40	23	221	57.5	5.5	9.6	0	0	40	2/22	73.0	0	0	0	0	W	13-9
2011 TOTALS			15-15	513	324	4,077	63.2	7.9	12.6	21	14	95T	40/269	90.1	31	70	11	0	12-4

2012 GAME-BY-GAME REGULAR-SEASON STATISTICS (STEELERS)

PASSING														RUSHING					W/L	SCORE
DATE	OPPONENT	P/S	ATT	CMP	YDS	PCT	Y/A	Y/C	TD	INT	LG	SK/YD	RATE	ATT	YDS	LG	TD			
09/09	at Broncos	S	40	22	245	55.0	6.1	11.1	2	1	27	5/36	79.7	2	4	2	0	L	19-31	
09/16	Jets	S	31	24	275	77.4	8.9	11.5	2	0	37	3/10	125.1	0	0	0	0	W	27-10	
09/23	at Raiders	S	49	36	384	73.5	7.8	10.7	4	0	22t	1/5	123.2	1	8	8	0	L	31-34	
10/07	Eagles	S	38	22	220	57.9	5.8	10.0	1	0	20	0/0	83.2	3	14	9	0	W	16-14	
10/11	at Titans	S	40	24	363	60.0	9.1	15.1	1	1	82t	1/7	87.8	1	14	14	0	L	23-26	
10/21	at Bengals	S	37	27	278	73.0	7.5	10.3	1	1	31	3/14	91.9	1	-1	-1	0	W	24-17	
10/28	Washington	S	33	24	222	72.7	6.7	9.3	3	0	27	0/0	121.0	2	6	3	0	W	27-12	
11/04	at Giants	S	30	21	216	70.0	7.2	10.3	2	1	51t	4/25	98.8	4	-1	5	0	W	24-20	
11/12	Chiefs	S	18	9	84	50.0	4.7	9.3	1	0	20	1/3	81.7	1	14	14	0	W	16-13+	
11/18	Ravens		ON INACTIVE LIST															L	10-13	
11/25	at Browns		INACTIVE															L	14-20	
12/02	at Ravens		INACTIVE															W	23-20	
12/09	Chargers	S	42	22	285	52.4	6.8	13.0	3	1	40t	2/14	87.9	5	31	10	0	L	24-34	
12/16	at Cowboys	S	40	24	339	60.0	8.5	14.1	2	1	60	4/20	93.6	2	2	3	0	L	24-27+	
12/23	Bengals	S	28	14	220	50.0	7.9	15.7	1	2	60t	4/35	58.6	2	3	4	0	L	10-13	
12/30	Browns	S	23	15	134	65.2	5.8	8.9	3	0	16	2/13	120.3	2	-2	-1	0	W	24-10	
2012 TOTALS			13-13	449	284	3,265	63.3	7.3	11.5	26	8	82T	30/182	97.0	26	92	14	0	8-8	
± Overtime																				

+ Overtime

2013 GAME-BY-GAME REGULAR-SEASON STATISTICS (STEELERS)

DATE	OPPONENT	P/S	PASSING											RUSHING					W/L	SCORE
			ATT	CMP	YDS	PCT	Y/A	Y/C	TD	INT	LG	SK/YD	RATE	ATT	YDS	LG	TD			
09/08	Titans	S	33	21	191	63.6	5.8	9.1	1	1	22	5/28	76.7	1	0	0	0	L	9-16	
09/16	@ Bengals	S	37	20	251	54.1	6.8	12.6	1	1	43	2/17	73.1	1	6	6	0	L	10-20	
09/22	Bears	S	41	26	406	63.4	9.9	15.6	2	2	45	3/27	92.1	2	7	5	0	L	23-40	
09/29	@ Vikings	S	51	36	383	70.6	7.5	10.6	1	1	36	5/26	90.6	0	0	0	0	L	27-34	
10/13	@ Jets	S	30	23	264	76.7	8.8	11.5	1	0	55t	3/17	113.8	2	11	10	0	W	19-6	
10/20	Ravens	S	23	17	160	73.9	7.0	9.4	1	0	19	3/15	107.2	3	25	19	0	W	19-16	
10/27	@ Raiders	S	45	29	275	64.4	6.1	9.5	1	2	33	5/34	70.1	1	1	1	0	L	18-21	
11/03	@ Patriots	S	48	28	400	58.3	8.3	14.3	4	2	42	5/29	95.8	2	-1	0	0	L	31-55	
11/10	Bills	S	30	18	204	60.0	6.8	11.3	1	1	40	4/40	77.6	0	0	0	0	W	23-10	
11/17	Lions	S	45	29	367	64.4	8.2	12.7	4	0	47t	1/9	119.4	6	12	10	0	W	37-27	
11/24	@ Browns	S	34	22	217	64.7	6.4	9.9	2	0	41t	0/0	102.2	2	-3	-1	0	W	27-11	
11/28	@ Ravens	S	44	28	257	63.6	5.8	9.2	2	0	29	0/0	94.6	1	11	11	0	L	20-22	
12/08	Dolphins	S	39	23	349	59.0	8.9	15.2	3	0	67	3/21	114.2	1	8	8	0	L	28-34	
12/15	Bengals	S	25	20	191	80.0	7.6	9.6	1	1	21	1/7	95.2	0	0	0	0	W	30-20	
12/22	@ Packers	S	28	16	167	57.1	6.0	10.4	2	1	36	1/5	83.5	1	13	13t	1	W	38-31	
12/29	Browns	S	31	19	179	61.3	5.8	9.4	1	2	24	1/7	61.1	4	9	9	0	W	20-7	
2013 TOTALS		16-16	584	375	4,261	64.2	7.3	11.4	28	14	67	42/282	92.0	27	99	19	1	8-8		

2014 GAME-BY-GAME REGULAR-SEASON STATISTICS (STEELERS)

DATE	OPPONENT	P/S	PASSING											RUSHING					W/L	SCORE
			ATT	CMP	YDS	PCT	Y/A	Y/C	TD	INT	LG	SK/YD	RATE	ATT	YDS	LG	TD			
09/07	Browns	S	34	23	365	67.6	10.7	15.9	1	1	41	3/14	100.7	3	8	7	0	W	30-27	
09/11	at Ravens	S	37	22	217	59.5	5.9	9.9	0	1	27	2/15	64.8	0	0	0	0	L	6-26	
09/21	at Panthers	S	30	22	196	73.3	6.5	8.9	2	0	30	1/6	112.6	1	1	1	0	W	37-19	
09/28	Buccaneers	S	40	29	314	72.5	7.9	10.8	3	0	31	5/26	120.2	2	4	2	0	L	24-27	
10/05	at Jaguars	S	36	26	273	72.2	7.6	10.5	1	0	30	4/12	103.1	3	-2	0	0	W	17-9	
10/12	at Browns	S	42	21	228	50.0	5.4	10.9	1	1	26t	2/7	64.4	1	7	7	0	L	10-31	
10/20	Texans	S	33	23	265	69.7	8.0	11.5	2	0	43	3/16	113.8	4	3	5	0	W	30-23	
10/26	Colts	S	49	40	522	81.6	10.7	13.1	6	0	52	0/0	150.6	1	-1	-1	0	W	51-34	
11/02	Ravens	S	37	25	340	67.6	9.2	13.6	6	0	54t	3/19	136.3	2	1	1	0	W	43-23	
11/09	at Jets	S	43	30	343	69.8	8.0	11.4	1	2	80t	2/17	81.8	1	0	0	0	L	13-20	
11/17	at Titans	S	32	21	207	65.6	6.5	9.9	1	1	23	5/27	81.1	3	2	4	0	W	27-24	
11/30	Saints	S	58	32	435	55.2	7.5	13.6	2	2	48	1/0	76.4	1	8	8	0	L	32-35	
12/07	at Bengals	S	39	25	350	64.1	9.0	14.0	3	0	94t	0/0	118.5	1	-1	-1	0	W	42-21	
12/14	at Falcons	S	35	27	360	77.1	10.3	13.3	0	0	44	1/7	109.2	2	-2	-1	0	W	27-20	
12/21	Chiefs	S	25	18	220	72.0	8.8	12.2	1	0	44	1/6	112.1	4	-4	-1	0	W	20-12	
12/28	Bengals	S	38	24	317	63.2	8.3	13.2	2	1	63t	0/0	96.1	4	3	4	0	W	27-17	
2014 TOTALS		16-16	608	408	4,952	67.1	8.1	12.1	32	9	94T	33/172	103.3	33	27	8	0	11-5		

2015 GAME-BY-GAME REGULAR-SEASON STATISTICS (STEELERS)

DATE	OPPONENT	P/S	PASSING											RUSHING					W/L	SCORE
			ATT	CMP	YDS	PCT	Y/A	Y/C	TD	INT	LG	SK/YD	RATE	ATT	YDS	LG	TD			
09/10	at Patriots	S	38	26	351	68.4	9.2	13.5	1	1	43	2/13	95.4	0	0	0	0	L	21-28	
09/20	49ers	S	27	21	369	77.8	13.7	17.6	3	0	59	0/0	155.8	1	-1	-1	0	W	43-18	
09/27	at Rams	S	24	20	192	83.3	8.0	9.6	0	1	20	3/22	82.6	0	0	0	0	W	12-6	
10/01	Ravens		INACTIVE															L	20-23	
10/12	at Chargers		ON INACTIVE LIST															W	24-20	
10/18	Cardinals		INACTIVE															W	25-13	
10/25	at Chiefs		INACTIVE															L	13-23	
11/01	Bengals	S	45	28	262	62.2	5.8	9.4	1	3	25	3/22	57.8	0	0	0	0	L	10-16	
11/08	Raiders	S	44	24	334	54.5	7.6	13.9	2	1	59	1/11	84.8	0	0	0	0	W	38-35	
11/15	Browns	P	33	22	379	66.7	11.5	17.2	3	1	64	1/3	123.2	2	-2	-1	0	W	30-9	
11/29	at Seahawks	S	55	36	456	65.5	8.3	12.7	1	2	69t	2/10	82.1	5	18	8	0	L	30-39	
12/06	Colts	S	39	24	364	61.5	9.3	15.2	4	0	68t	0/0	126.4	1	13	13	0	W	45-10	
12/13	at Bengals	S	39	30	282	76.9	7.2	9.4	0	1	31	2/12	85.6	1	6	6	0	W	33-20	
12/20	Broncos	S	55	40	380	72.7	6.9	9.5	3	2	23t	3/26	94.5	3	-3	-1	0	W	34-27	
12/27	at Ravens	S	34	24	220	70.6	6.5	9.2	0	2	27	3/22	63.4	0	0	0	0	L	17-20	
01/03	at Browns	S	36	24	349	66.7	9.7	14.5	3	2	66	0/0	102.7	2	-2	-1	0	W	28-12	
2015 TOTALS		12-11	469	319	3,938	68.0	8.4	12.3	21	16	69T	20/141	94.5	15	29	13	0	10-6		

2020 GAME-BY-GAME REGULAR-SEASON STATISTICS (STEELERS)

DATE	OPPONENT	P/S	PASSING											RUSHING					W/L	SCORE
			ATT	CMP	YDS	PCT	Y/A	Y/C	TD	INT	LG	SK/YD	RATE	ATT	YDS	LG	TD			
09/14	at Giants	S	32	21	229	65.6	7.2	10.9	3	0	28	2/21	117.8	3	9	11	0	W	26-16	
09/20	Broncos	S	41	29	311	70.7	7.6	10.7	2	1	84t	1/10	98.7	3	-2	0	0	W	26-21	
09/27	Texans	S	36	23	237	63.9	6.6	10.3	2	0	26t	2/19	101.3	5	-3	2	0	W	28-21	
10/11	Eagles	S	34	27	239	79.4	7.0	8.9	3	0	35t	1/8	125.4	2	-2	-1	0	W	38-29	
10/18	Browns	S	22	14	162	63.6	7.4	11.6	1	0	36	2/20	100.9	3	5	4	0	W	38-7	
10/25	at Titans	S	49	32	268	65.3	5.5	8.4	2	3	28	0/0	67.4	1	-1	-1	0	W	27-24	
11/01	at Ravens	S	32	21	182	65.6	5.7	8.7	2	0	24	2/9	101.3	0	0	0	0	W	28-24	
11/08	at Cowboys	S	42	29	306	69.0	7.3	10.6	3	0	42	0/0	113.8	1	8	8	0	W	24-19	
11/15	Bengals	S	46	27	333	58.7	7.2	12.3	4	0	46	0/0	110.1	1	0	0	0	W	36-10	
11/22	at Jaguars	S	46	32	267	69.6	5.8	8.3	2	1	31t	0/0	89.7	0	0	0	0	W	27-3	
12/02	Ravens	S	51	36	266	70.6	5.2	7.4	1	1	27	0/0	81.0	1	-1	-1	0	W	19-14	
12/07	Washington	S	53	33	305	62.3	5.8	9.2	2	1	50t	0/0	82.7	1	0	0	0	L	17-23	
12/13	at Bills	S	37	21	187	56.8	5.1	8.9	2	2	20	1/10	65.9	0	0	0	0	L	15-26	
12/21	at Bengals	S	38	20	170	52.6	4.5	8.5	1	1	37	1/12	62.4	2	-1	0	0	L	17-27	
12/27	Colts	S	49	34	341	69.4	7.0	10.0	3	0	39t	1/9	109.3	2	-1	0	0	W	28-24	
01/03	at Browns		ON INACTIVE LIST															L	22-24	
2020 TOTALS			15-15	608	399	3,803	65.6	6.3	9.5	33	10	84T	13/118	94.1	25	11	11	0	12-4	

2021 GAME-BY-GAME REGULAR-SEASON STATISTICS (STEELERS)

			PASSING											RUSHING						
DATE	OPPONENT	P/S	ATT	CMP	YDS	PCT	Y/A	Y/C	TD	INT	LG	SK/YD	RATE	ATT	YDS	LG	TD	W/L	SCORE	
09/12	at Bills	S	32	18	188	56.3	5.9	10.4	1	0	24	2/11	83.9	4	4	7	0	W	23-16	
09/19	Raiders	S	39	26	284	66.7	7.3	10.9	1	1	52	2/3	85.8	0	0	0	0	L	17-26	
2021 TOTALS		2-2	71	44	472	62.0	6.6	10.7	2	1	52	4/14	84.9	4	4	7	0	1-1		

2004 GAME-BY-GAME POSTSEASON STATISTICS (STEELERS)

			PASSING											RUSHING						
DATE	OPPONENT	P/S	ATT	CMP	YDS	PCT	Y/A	Y/C	TD	INT	LG	SK/YD	RATE	ATT	YDS	LG	TD	W/L	SCORE	
01/15	Jets	S	30	17	181	56.7	6.0	10.6	1	2	21	1/10	57.8	4	30	20	0	W	20-17*	
01/23	Patriots	S	24	14	226	58.3	9.4	16.1	2	3	34	1/1	78.1	5	45	13	0	L	27-41	
2004 TOTALS		2-2	54	31	407	57.4	7.5	13.1	3	5	34	2/11	61.3	9	75	20	0	1-1		
* - Overtime																				

+ - Overtime

2005 GAME-BY-GAME POSTSEASON STATISTICS (STEELERS)

DATE	OPPONENT	P/S	PASSING											RUSHING					W/L	SCORE
			ATT	CMP	YDS	PCT	Y/A	Y/C	TD	INT	LG	SK/YD	RATE	ATT	YDS	LG	TD			
01/08	at Bengals	S	19	14	208	73.7	10.9	14.9	3	0	54	1/6	148.7	4	3	6	0	W	31-17	
01/15	at Colts	S	24	14	197	58.3	8.2	14.1	2	1	45	2/14	95.3	5	-3	1	0	W	21-18	
01/22	at Broncos	S	29	21	275	72.4	9.5	13.1	2	0	30	2/7	124.9	3	12	6	1	W	34-17	
02/05	Seahawks	S	21	9	123	42.9	5.9	13.7	0	2	37	1/8	22.6	7	25	10	1	W	21-10	
2005 TOTALS			4-4	93	58	803	62.4	8.6	13.8	7	3	54	6/35	101.7	19	37	10	2	4-0	

2007 GAME-BY-GAME POSTSEASON STATISTICS (STEELERS)

DATE	OPPONENT	P/S	PASSING											RUSHING					W/L	SCORE
			ATT	CMP	YDS	PCT	Y/A	Y/C	TD	INT	LG	SK/YD	RATE	ATT	YDS	LG	TD			
01/05	Jaguars	S	42	29	337	69.0	8.0	11.6	2	3	37t	6/40	79.2	4	13	6	0	L	29-31	
2007 TOTALS			1-1	42	29	337	69.0	8.0	11.6	2	3	37T	6/40	79.2	4	13	6	0	0-1	

2008 GAME-BY-GAME POSTSEASON STATISTICS (STEELERS)

			PASSING											RUSHING						
DATE	OPPONENT	P/S	ATT	CMP	YDS	PCT	Y/A	Y/C	TD	INT	LG	SK/YD	RATE	ATT	YDS	LG	TD	W/L	SCORE	
01/11	Chargers	S	26	17	181	65.4	7.0	10.6	1	0	41	1/4	98.4	0	0	0	0	W	35-24	
01/18	Ravens	S	33	16	255	48.5	7.7	15.9	1	0	65t	4/32	84.8	2	-2	-1	0	W	23-14	
02/01	at Cardinals	S	30	21	256	70.0	8.5	12.2	1	1	40	3/22	93.2	3	2	4	0	W	27-23	
2008 TOTALS			3-3	89	54	692	60.7	7.8	12.8	3	1	65T	8/58	91.6	5	0	4	0	3-0	

2010 GAME-BY-GAME POSTSEASON STATISTICS (STEELERS)

			PASSING											RUSHING						
DATE	OPPONENT	P/S	ATT	CMP	YDS	PCT	Y/A	Y/C	TD	INT	LG	SK/YD	RATE	ATT	YDS	LG	TD	W/L	SCORE	
01/15	Ravens	S	32	19	226	59.4	7.1	11.9	2	0	58	6/34	101.8	6	11	6	0	W	31-24	
01/23	Jets	S	19	10	133	52.6	7.0	13.3	0	2	24	2/12	35.5	11	21	12	1	W	24-19	
02/06	at Packers	S	40	25	263	62.5	6.6	10.5	2	2	37	1/2	77.4	4	31	18	0	L	25-31	
2010 TOTALS			3-3	91	54	622	59.3	6.8	11.5	4	4	58	9/48	76.4	21	63	18	1	2-1	

2011 GAME-BY-GAME POSTSEASON STATISTICS (STEELERS)

			PASSING											RUSHING						
DATE	OPPONENT	P/S	ATT	CMP	YDS	PCT	Y/A	Y/C	TD	INT	LG	SK/YD	RATE	ATT	YDS	LG	TD	W/L	SCORE	
01/08	at Broncos	S	40	22	289	55.0	7.2	13.1	1	1	33	5/45	75.9	3	15	9	0	L	23-29+	
2011 TOTALS			1-1	40	22	289	55.0	7.2	13.1	1	1	33	5/45	75.9	3	15	9	0	0-1	
+ - Overtime																				

+ - Overtime

2014 GAME-BY-GAME POSTSEASON STATISTICS (STEELERS)

DATE	OPPONENT	P/S	PASSING											RUSHING					W/L	SCORE
			ATT	CMP	YDS	PCT	Y/A	Y/C	TD	INT	LG	SK/YD	RATE	ATT	YDS	LG	TD			
01/03	Ravens	S	45	31	334	68.9	7.4	10.8	1	2	44	5/37	79.3	2	16	16	0	L	17-30	
2014 TOTALS			1-1	45	31	334	68.9	7.4	10.8	1	2	44	5/37	79.3	2	16	16	0	0-1	

2015 GAME-BY-GAME POSTSEASON STATISTICS (STEELERS)

DATE	OPPONENT	P/S	PASSING											RUSHING					W/L	SCORE
			ATT	CMP	YDS	PCT	Y/A	Y/C	TD	INT	LG	SK/YD	RATE	ATT	YDS	LG	TD			
01/09	at Bengals	S	31	18	229	58.1	7.4	12.7	1	0	60	3/27	92.0	0	0	0	0	W	18-16	
01/17	at Broncos	S	37	24	339	64.9	9.2	14.1	0	0	58	3/28	94.3	0	0	0	0	L	16-23	
2015 TOTALS		2-2	68	42	568	61.8	8.4	13.5	1	0	60	6/55	93.3	0	0	0	0	1-1		

2016 GAME-BY-GAME POSTSEASON STATISTICS (STEELERS)

DATE	OPPONENT	P/S	PASSING											RUSHING					W/L	SCORE
			ATT	CMP	YDS	PCT	Y/A	Y/C	TD	INT	LG	SK/YD	RATE	ATT	YDS	LG	TD			
01/08	Dolphins	S	18	13	197	72.2	10.9	15.2	2	2	62t	1/9	105.3	4	10	8	0	W	30-12	
01/15	at Chiefs	S	31	20	224	64.5	7.2	11.2	0	1	52	1/6	72.5	4	1	4	0	W	18-16	
01/22	at Patriots	S	47	31	314	66.0	6.7	10.1	1	1	30t	0/0	83.1	0	0	0	0	L	17-36	
2016 TOTALS			3-3	96	64	735	66.7	7.7	11.5	3	4	62T	2/15	82.6	8	11	8	0	2-1	

2017 GAME-BY-GAME POSTSEASON STATISTICS (STEELERS)

DATE	OPPONENT	P/S	PASSING											RUSHING					W/L	SCORE
			ATT	CMP	YDS	PCT	Y/A	Y/C	TD	INT	LG	SK/YD	RATE	ATT	YDS	LG	TD			
01/14	Jaguars	S	58	37	469	63.8	8.1	12.7	5	1	43t	2/7	110.5	2	16	15	0	L	42-45	
2017 TOTALS			58	37	469	63.8	8.1	12.7	5	1	43T	2/7	110.5	2	16	15	0	0-1		

2020 GAME-BY-GAME POSTSEASON STATISTICS (STEELERS)

DATE	OPPONENT	P/S	PASSING											RUSHING					W/L	SCORE
			ATT	CMP	YDS	PCT	Y/A	Y/C	TD	INT	LG	SK/YD	RATE	ATT	YDS	LG	TD			
01/10	Browns	S	68	47	501	69.1	7.4	10.7	4	4	33	0/0	85.5	1	0	0	0	L	37-48	
2020 TOTALS			68	47	501	69.1	7.4	10.7	4	4	33	0/0	85.5	1	0	0	0	0-1		



2

MASON RUDOLPH
QUARTERBACK

HEIGHT: 6-5 BIRTHPLACE: Rock Hill, SC
WEIGHT: 235 HOW ACQUIRED: D3a '18
COLLEGE: Oklahoma State NFL EXPERIENCE: 3rd year
BORN: Jun. 17, 1995 (26)

REGULAR SEASON COMPARISON: PASSING - CINCINNATI BENGALS

DATE	OPP	W/L	GP/GS	C	ATT	YDS.	AVG.	TD	LG	INT	SK	SKYD	RTG
9/30/19	PIT vs. CIN	W	S	24	28	229	8.2	2	43	0	0	0	124.6
11/24/19	PIT @ CIN	W	S	8	16	85	5.3	0	35	1	1	13	39.8
TOTALS		2/0	2/2	32	44	314	7.1	2	43	1	1	13	--

MASON RUDOLPH'S NFL REGULAR SEASON PASSING STATISTICS

DATE	TEAM	GP	GS	ATT.	CMP.	PCT.	YDS	AVG.	TD	INT.	LG	SK	LST	RATE
2018	Steelers	0	0	0	0	0.0	0	0.0	0	0	0	0	0	0.0
2019	Steelers	10	8	283	176	62.2	1,765	6.2	13	9	76t	15	124	82.0
2020	Steelers	5	1	43	25	58.1	324	7.5	2	1	47	1	8	87.7
2021	Steelers	0	0	0	0	0.0	0	0.0	0	0	0	0	0	0.0
TOTALS		15	9	326	201	61.7	2,089	6.4	15	10	76t	16	132	82.7

MASON RUDOLPH'S NFL POSTSEASON PASSING STATISTICS

DATE	TEAM	GP	GS	ATT.	CMP.	PCT.	YDS	AVG.	TD	INT.	LG	SK	LST	RATE
2020	Steelers	0	0	0	0	0.0	0	0.0	0	0	0	0	0	0.0
TOTALS		0	0	0	0	0.0	0	0.0	0	0	0	0	0	0.0

MASON RUDOLPH'S NFL REGULAR SEASON RUSHING STATISTICS

DATE	TEAM	NO.	YDS.	AVG.	LG	TD
2018	Steelers	0	0	0.0	0	0
2019	Steelers	21	42	2.0	13	0
2020	Steelers	7	-6	-0.9	1	0
2021	Steelers	0	0	0.0	0	0
TOTALS		28	36	1.3	13	0

MASON RUDOLPH'S NFL POSTSEASON RUSHING STATISTICS

DATE	TEAM	NO.	YDS.	AVG.	LG	TD
2020	Steelers	0	0	0.0	0	0
TOTALS		0	0	0.0	0	0

MASON RUDOLPH'S NFL REGULAR SEASON PASSING/RUSHING STATISTICS

PASSING															RUSHING				
DATE	TEAM	GP	GS	ATT.	CMP.	PCT.	YDS	AVG.	TD	INT.	LG	SK	LST	RATE	NO.	YDS.	AVG.	LG	TD
2018	Steelers	0	0	0	0	0.0	0	0.0	0	0	0	0	0	0.0	0	0	0.0	0	0
2019	Steelers	10	8	283	176	62.2	1,765	6.2	13	9	76t	15	124	82.0	21	42	2.0	13	0
2020	Steelers	5	1	43	25	58.1	324	7.5	2	1	47	1	8	87.7	7	-6	-0.9	1	0
2021	Steelers	0	0	0	0	0.0	0	0.0	0	0	0	0	0	0.0	0	0	0.0	0	0
TOTALS		15	9	326	201	61.7	2,089	6.4	15	10	76t	16	132	82.7	28	36	1.3	13	0

MASON RUDOLPH'S NFL POSTSEASON PASSING/RUSHING STATISTICS

				PASSING											RUSHING				
DATE	TEAM	GP	GS	ATT.	CMP.	PCT.	YDS	AVG.	TD	INT.	LG	SK	LST	RATE	NO.	YDS.	AVG.	LG	TD
2020	Steelers	0	0	0	0	0.0	0	0.0	0	0	0	0	0	0.0	0	0	0.0	0	0
TOTALS		0	0	0	0	0.0	0	0.0	0	0	0	0	0	0.0	0	0	0.0	0	0

SINGLE-GAME HIGHS: QUARTERBACK

Pass Attempts	44 at Cleveland Browns, Nov 14, 2019	Completion Percentage	85.7 vs. Cincinnati Bengals, Sep 30, 2019
	39 at Cleveland Browns, Jan 03, 2021		74.3 vs. Indianapolis Colts, Nov 03, 2019
Pass Completions	26 vs. Indianapolis Colts, Nov 03, 2019	Passer Rating	124.6 vs. Cincinnati Bengals, Sep 30, 2019
	24 vs. Cincinnati Bengals, Sep 30, 2019		104 at New York Jets, Dec 22, 2019
Yards Passing	315 at Cleveland Browns, Jan 03, 2021	Rush Attempts	4 at Cincinnati Bengals, Nov 24, 2019
	251 vs. Miami Dolphins, Oct 28, 2019		4 at San Francisco 49ers, Sep 22, 2019
TD Passes	2 at Cleveland Browns, Jan 03, 2021	Rushing Yards	15 at Cleveland Browns, Nov 14, 2019
	2 vs. Miami Dolphins, Oct 28, 2019		15 at San Francisco 49ers, Sep 22, 2019
	...3 more at 2.	Longest Runs	13 at Cleveland Browns, Nov 14, 2019
Long Passes	76t at San Francisco 49ers, Sep 22, 2019		7 vs. Indianapolis Colts, Nov 03, 2019
	47 at Cleveland Browns, Jan 03, 2021		...2 more at 7.

300-YARD PASSING GAMES (1): REGULAR SEASON

DATE	TEAM	NO.	YDS.	AVG.	LG	TD
01/03/21	at Browns	22	315	14.3	47	2

2018 GAME-BY-GAME REGULAR-SEASON STATISTICS (STEELERS)

			PASSING											RUSHING						
DATE	OPPONENT	P/S	ATT	CMP	YDS	PCT	Y/A	Y/C	TD	INT	LG	SK/YD	RATE	ATT	YDS	LG	TD	W/L/T	SCORE	
09/09	at Browns									INACTIVE								T	21-21	
09/16	Chiefs									INACTIVE								L	37-42	
09/24	at Buccaneers									INACTIVE								W	30-27	
09/30	Ravens									INACTIVE								L	14-26	
10/07	Falcons									INACTIVE								W	41-17	
10/14	at Bengals									INACTIVE								W	28-21	
10/28	Browns									INACTIVE								W	33-18	
11/04	at Ravens									INACTIVE								W	23-16	
11/08	Panthers									INACTIVE								W	52-21	
11/18	at Jaguars									INACTIVE								W	20-16	
11/25	at Broncos									INACTIVE								L	17-24	
12/02	Chargers									INACTIVE								L	30-33	
12/09	at Raiders									INACTIVE								L	21-24	
12/16	Patriots									INACTIVE								W	17-10	
12/23	at Saints									INACTIVE								L	28-31	
12/30	Bengals									ON INACTIVE LIST								W	16-13	
2018 TOTALS		0-0	0	0	0	0.0	0.0	0.0	0	0	0	0/0	0.0	0	0	0	0	9-6-1		

2019 GAME-BY-GAME REGULAR-SEASON STATISTICS (STEELERS)

DATE	OPPONENT	P/S	PASSING											RUSHING					W/L	SCORE
			ATT	CMP	YDS	PCT	Y/A	Y/C	TD	INT	LG	SK/YD	RATE	ATT	YDS	LG	TD			
09/08	at Patriots									DID NOT PLAY (NON-INJURY)							L	3-33		
09/15	Seahawks	P	19	12	112	63.2	5.9	9.3	2	1	45	0/0	92.4	1	7	7	0	L	26-28	
09/22	at 49ers	S	27	14	174	51.9	6.4	12.4	2	1	76t	2/14	81.4	4	15	7	0	L	20-24	
09/30	Bengals	S	28	24	229	85.7	8.2	9.5	2	0	43t	0/0	124.6	3	-3	-1	0	W	27-3	
10/06	Ravens	S	20	13	131	65.0	6.6	10.1	1	0	35t	1/11	100.2	0	0	0	0	L	23-26+	
10/13	at Chargers									INACTIVE								W	24-17	
10/28	Dolphins	S	36	20	251	55.6	7.0	12.6	2	1	45t	2/15	84.4	0	0	0	0	W	27-14	
11/03	Colts	S	35	26	191	74.3	5.5	7.3	1	1	40	1/8	84.3	3	5	7	0	W	26-24	
11/10	Rams	S	38	22	242	57.9	6.4	11.0	1	0	34	3/11	85.6	2	-1	0	0	W	17-12	
11/14	at Browns	S	44	23	221	52.3	5.0	9.6	1	4	22	4/43	36.3	2	15	13	0	L	7-21	
11/24	at Bengals	S	16	8	85	50.0	5.3	10.6	0	1	35	1/13	39.8	4	4	2	0	W	16-10	
12/01	Browns									DID NOT PLAY (NON-INJURY)								W	20-13	
12/08	at Cardinals									DID NOT PLAY (NON-INJURY)								W	23-17	
12/15	Bills									DID NOT PLAY (NON-INJURY)								L	10-17	
12/22	at Jets	P	20	14	129	70.0	6.5	9.2	1	0	29t	1/9	104.0	2	0	5	0	L	10-16	
12/29	at Ravens									DID NOT PLAY								L	10-28	
2019 TOTALS			10-8	283	176	1,765	62.2	6.2	10.0	13	9	76T	15/124	82.0	21	42	13	0	8-8	

+ Overtime

2020 GAME-BY-GAME REGULAR-SEASON STATISTICS (STEELERS)

			PASSING										RUSHING							
DATE	OPPONENT	P/S	ATT	CMP	YDS	PCT	Y/A	Y/C	TD	INT	LG	SK/YD	RATE	ATT	YDS	LG	TD	W/L	SCORE	
09/14	at Giants																	W	26-16	
09/20	Broncos																	W	26-21	
09/27	Texans																	W	28-21	
10/11	Eagles																	W	38-29	
10/18	Browns	P	1	1	6	100.0	6.0	6.0	0	0	6	0/0	91.7	3	-3	-1	0	W	38-7	
10/25	at Titans																	W	27-24	
11/01	at Ravens																	W	28-24	
11/08	at Cowboys	P	3	2	3	66.7	1.0	1.5	0	0	2	0/0	70.1	0	0	0	0	W	24-19	
11/15	Bengals	P	0	0	0	0.0	0.0	0.0	0	0	0	0/0	0.0	0	0	0	0	W	36-10	
11/22	at Jaguars	P	0	0	0	0.0	0.0	0.0	0	0	0	0/0	0.0	3	-4	-1	0	W	27-3	
12/02	Ravens																	W	19-14	
12/07	Washington																	L	17-23	
12/13	at Bills																	L	15-26	
12/21	at Bengals																	L	17-27	
12/27	Colts																	W	28-24	
01/03	at Browns	S	39	22	315	56.4	8.1	14.3	2	1	47	1/8	89.2	1	1	1	0	L	22-24	
2020 TOTALS			5-1	43	25	324	58.1	7.5	13.0	2	1	47	1/8	87.7	7	-6	1	0	12-4	

2021 GAME-BY-GAME REGULAR-SEASON STATISTICS (STEELERS)

			PASSING											RUSHING					
DATE	OPPONENT	P/S	ATT	CMP	YDS	PCT	Y/A	Y/C	TD	INT	LG	SK/YD	RATE	ATT	YDS	LG	TD	W/L	SCORE
09/12	at Bills		DID NOT PLAY (NON-INJURY)															W	23-16
09/19	Raiders		DID NOT PLAY (NON-INJURY)															L	17-26
2021 TOTALS		0-0	0	0	0	0.0	0.0	0.0	0	0	0	0/0	0.0	0	0	0	0	1-1	

2020 GAME-BY-GAME POSTSEASON STATISTICS (STEELERS)

			PASSING											RUSHING					
DATE	OPPONENT	P/S	ATT	CMP	YDS	PCT	Y/A	Y/C	TD	INT	LG	SK/YD	RATE	ATT	YDS	LG	TD	W/L	SCORE
01/10	Browns		DID NOT PLAY (NON-INJURY)															L	37-48
2020 TOTALS		0-0	0	0	0	0.0	0.0	0.0	0	0	0	0/0	0.0	0	0	0	0	0-1	




JOE SCHOBERT'S NFL REGULAR SEASON DEFENSIVE STATISTICS

SINGLE-GAME HIGHS: DEFENSIVE

2016 GAME-BY-GAME REGULAR-SEASON STATISTICS (BROWNS)[illegible]

TACKLES	INTERCEPTIONS	O. FUMBL
---------	---------------	----------

[illegible]



19

JUJU SMITH-SCHUSTER

WIDE RECEIVER

HEIGHT: 6-1

BIRTHPLACE Long Beach, CA

WEIGHT: 215

HOW ACQUIRED: D2 '17

COLLEGE: USC

NFL EXPERIENCE: 5th year

BORN: Nov. 22, 1996 (24)

REGULAR SEASON COMPARISON: RECEIVING - CINCINNATI BENGALS

DATE	OPP	W/L	GP/GS	REC	YDS.	AVG.	TD	LG	TGTS	YAC
10/22/17	PIT vs. CIN	W	P	2	39	19.5	1	31t	3	15
12/4/17	PIT @ CIN	W	P	4	17	4.3	0	7	5	4
10/14/18	PIT @ CIN	W	S	7	111	15.9	0	29	10	15
12/30/18	PIT vs. CIN	W	S	5	37	7.4	1	12	10	34
9/30/19	PIT vs. CIN	W	S	3	15	5.0	0	9	4	12
11/15/20	PIT vs. CIN	W	S	9	77	8.6	1	24	13	23
12/21/20	PIT @ CIN	L	S	3	15	5.0	0	21	6	10
TOTALS		6/1	7/5	33	311	9.4	3	29	51	113

JUJU SMITH-SCHUSTER'S NFL REGULAR SEASON RUSHING/RECEIVING STATISTICS

RECEIVING											RUSHING				
DATE	TEAM	GP	GS	NO.	YDS.	AVG.	LG	TD	NO.	YDS.	AVG.	LG	TD		
2017	Steelers	14	7	58	917	15.8	97t	7	0	0	0.0	0	0		
2018	Steelers	16	13	111	1,426	12.8	97t	7	1	13	13.0	13	0		
2019	Steelers	12	12	42	552	13.1	76t	3	0	0	0.0	0	0		
2020	Steelers	16	14	97	831	8.6	31t	9	0	0	0.0	0	0		
2021	Steelers	2	2	10	93	9.3	24	0	1	3	3.0	3t	1		
NFL TOTALS		60	48	318	3,819	12.0	97T	26	2	16	8.0	13	1		

JUJU SMITH-SCHUSTER'S NFL POSTSEASON RUSHING/RECEIVING STATISTICS

RECEIVING									RUSHING				
DATE	TEAM	GP	GS	NO.	YDS.	AVG.	LG	TD	NO.	YDS.	AVG.	LG	TD
2017	Steelers	1	1	3	5	1.7	4t	1	0	0	0.0	0	0
2020	Steelers	1	1	13	157	12.1	33	1	0	0	0.0	0	0
NFL TOTALS		2	2	16	162	10.1	33	2	0	0	0.0	0	0

JUJU SMITH-SCHUSTER'S NFL REGULAR SEASON RETURN STATISTICS

KICKOFF RETURNS								PUNT RETURNS					
DATE	TEAM	RET.	YDS.	AVG.	LG	TD	NO.	FC	YDS.	AVG.	LG	TD	
2017	Steelers	9	240	26.7	96t	1	0	0	0	0.0	0	0	
2018	Steelers	0	0	0.0	0	0	0	0	0	0.0	0	0	
2019	Steelers	0	0	0.0	0	0	0	0	0	0.0	0	0	
2020	Steelers	0	0	0.0	0	0	0	0	0	0.0	0	0	
2021	Steelers	0	0	0.0	0	0	0	0	0	0.0	0	0	
NFL TOTALS		9	240	26.7	96T	1	0	0	0	0.0	0	0	

JUJU SMITH-SCHUSTER'S NFL POSTSEASON RETURN STATISTICS

KICKOFF RETURNS							PUNT RETURNS					
DATE	TEAM	RET.	YDS.	AVG.	LG	TD	NO.	FC	YDS.	AVG.	LG	TD
2017	Steelers	1	23	23.0	23	0	0	0	0	0.0	0	0
2020	Steelers	0	0	0.0	0	0	0	0	0	0.0	0	0
NFL TOTALS		1	23	23.0	23	0	0	0	0	0.0	0	0

Rush Attempts	1 vs. Las Vegas Raiders, Sep 19, 2021 1 vs. Carolina Panthers, Nov 08, 2018	All-Purpose Yards	265 vs. Cleveland Browns, Dec 31, 2017 193 at Detroit Lions, Oct 29, 2017
Rushing Yards	13 vs. Carolina Panthers, Nov 08, 2018 3 vs. Las Vegas Raiders, Sep 19, 2021	Kickoff Returns	2 vs. Cleveland Browns, Dec 31, 2017 2 vs. New England Patriots, Dec 17, 2017
Longest Runs	13 vs. Carolina Panthers, Nov 08, 2018 3t. vs. Las Vegas Raiders, Sep 19, 2021	Kickoff Return Yards	122 vs. Cleveland Browns, Dec 31, 2017 49 vs. New England Patriots, Dec 17, 2017
Rushing TDs	1 vs. Las Vegas Raiders, Sep 19, 2021	Longest Kickoff Return	96t vs. Cleveland Browns, Dec 31, 2017
Receptions	13 at Denver Broncos, Nov 25, 2018 13 vs. Kansas City Chiefs, Sep 16, 2018	Kickoff Return TDs	1 vs. Cleveland Browns, Dec 31, 2017
Receiving Yards	193 at Detroit Lions, Oct 29, 2017 189 at Denver Broncos, Nov 25, 2018	Miscellaneous Tackles	2 vs. Jacksonville Jaguars, Oct 08, 2017 1 at New York Jets, Dec 22, 2019
Longest Receptions	97t at Denver Broncos, Nov 25, 2018 97t at Detroit Lions, Oct 29, 2017		...9 more at 1.
Receiving TDs	2 at New York Giants, Sep 14, 2020 2 at Oakland Raiders, Dec 09, 2018	Most TDs	2 at New York Giants, Sep 14, 2020 2 at Oakland Raiders, Dec 09, 2018
		Receiving Average	...1 more at 2. 30.0 vs. Carolina Panthers, Nov 08, 2018 27.6 at Detroit Lions, Oct 29, 2017

Receptions	13 vs. Cleveland Browns, Jan 10, 2021	Kickoff Returns	1 vs. Jacksonville Jaguars, Jan 14, 2018
	3 vs. Jacksonville Jaguars, Jan 14, 2018	Kickoff Return Yards	23 vs. Jacksonville Jaguars, Jan 14, 2018
Receiving Yards	157 vs. Cleveland Browns, Jan 10, 2021	Longest Kickoff Return	23 vs. Jacksonville Jaguars, Jan 14, 2018
	5 vs. Jacksonville Jaguars, Jan 14, 2018	Most TDs	1 vs. Cleveland Browns, Jan 10, 2021
Longest Receptions	33 vs. Cleveland Browns, Jan 10, 2021		1 vs. Jacksonville Jaguars, Jan 14, 2018
	27 vs. Cleveland Browns, Jan 10, 2021		
	25 vs. Cleveland Browns, Jan 10, 2021		
	18 vs. Cleveland Browns, Jan 10, 2021		
Receiving TDs	15 vs. Cleveland Browns, Jan 10, 2021		
	1 vs. Cleveland Browns, Jan 10, 2021		
	1 vs. Jacksonville Jaguars, Jan 14, 2018		
All-Purpose Yards	157 vs. Cleveland Browns, Jan 10, 2021		
	28 vs. Jacksonville Jaguars, Jan 14, 2018		

DATE	TEAM	NO.	YDS.	AVG.	LG	TD
10/29/17	at Lions	7	193	27.6	97	1
12/17/17	PATRIOTS	6	114	19.0	69	0
12/31/17	BROWNS	9	143	15.9	46	1
09/09/18	at Browns	5	119	23.8	67	0
09/16/18	CHIEFS	13	121	9.3	21	1
09/24/18	at Buccaneers	9	116	12.9	43	0
10/14/18	at Bengals	7	111	15.9	29	0
11/18/18	at Jaguars	8	104	13.0	35	0
11/25/18	at Broncos	13	189	14.5	97	1
12/09/18	at Raiders	8	130	16.3	43	2
12/23/18	at Saints	11	115	10.5	23	0
10/28/19	DOLPHINS	5	103	20.6	34	1

DATE	TEAM	NO.	YDS.	AVG.	LG	TD
01/10/21	BROWNS	13	157	12.1	33	1

		RECEIVING					RUSHING							
DATE	OPPONENT	P/S	NO.	YDS.	AVG.	LG	TD	NO.	YDS.	AVG.	LG	TD	W/L	SCORE
09/10	at Browns	S	0	0	0.0	0	0	0	0	0.0	0	0	W	21-18
09/17	Vikings	P	3	16	5.3	9	1	0	0	0.0	0	0	W	26-9
09/24	at Bears	P	2	39	19.5	25	0	0	0	0.0	0	0	L	17-23+
10/01	at Ravens	P	3	47	15.7	19	1	0	0	0.0	0	0	W	26-9
10/08	Jaguars	P	4	58	14.5	21	0	0	0	0.0	0	0	L	9-30
10/15	at Chiefs	P	3	32	10.7	15	0	0	0	0.0	0	0	W	19-13
10/22	Bengals	P	2	39	19.5	31†	1	0	0	0.0	0	0	W	29-14
10/29	at Lions	S	7	193	27.6	97†	1	0	0	0.0	0	0	W	20-15
11/12	at Colts	S	5	97	19.4	44	1	0	0	0.0	0	0	W	20-17
11/16	Titans	S	4	47	11.8	18	0	0	0	0.0	0	0	W	40-17
11/26	Packers												W	31-28
12/04	at Bengals	P	4	17	4.3	7	0	0	0	0.0	0	0	W	23-20
12/10	Ravens												W	39-38
12/17	Patriots	S	6	114	19.0	69	0	0	0	0.0	0	0	L	24-27
12/25	at Texans	S	6	75	12.5	49	1	0	0	0.0	0	0	W	34-6
12/31	Browns	S	9	143	15.9	46	1	0	0	0.0	0	0	W	28-24
2017 TOTALS		14-7	58	917	15.8	97†	7	0	0	0.0	0	0	13-3	
+ †: Overtime														

2018 GAME-BY-GAME REGULAR-SEASON STATISTICS (STEELERS)

DATE	OPPONENT	P/S	RECEIVING					RUSHING					W/L/T	SCORE
			NO.	YDS.	AVG.	LG	TD	NO.	YDS.	AVG.	LG	TD		
09/09	at Browns	P	5	119	23.8	67	0	0	0	0.0	0	0	T	21-21
09/16	Chiefs	S	13	121	9.3	21	1	0	0	0.0	0	0	L	37-42
09/24	at Buccaneers	S	9	116	12.9	43	0	0	0	0.0	0	0	W	30-27
09/30	Ravens	S	4	60	15.0	38	0	0	0	0.0	0	0	L	14-26
10/07	Falcons	S	4	34	8.5	18t	1	0	0	0.0	0	0	W	41-17
10/14	at Bengals	S	7	111	15.9	29	0	0	0	0.0	0	0	W	28-21
10/28	Browns	P	4	33	8.3	19	0	0	0	0.0	0	0	W	33-18
11/04	at Ravens	S	7	78	11.1	22	0	0	0	0.0	0	0	W	23-16
11/08	Panthers	S	3	90	30.0	75t	1	1	13	13.0	13	0	W	52-21
11/18	at Jaguars	S	8	104	13.0	35	0	0	0	0.0	0	0	W	20-16
11/25	at Broncos	S	13	189	14.5	97t	1	0	0	0.0	0	0	L	17-24
12/02	Chargers	S	6	49	8.2	16	0	0	0	0.0	0	0	L	30-33
12/09	at Raiders	P	8	130	16.3	43	2	0	0	0.0	0	0	L	21-24
12/16	Patriots	S	4	40	10.0	22	0	0	0	0.0	0	0	W	17-10
12/23	at Saints	S	11	115	10.5	23	0	0	0	0.0	0	0	L	28-31
12/30	Bengals	S	5	37	7.4	12	1	0	0	0.0	0	0	W	16-13
2018 TOTALS		16-13	111	1,426	12.8	97T	7	1	13	13.0	13	0	9-6-1	

2019 GAME-BY-GAME REGULAR-SEASON STATISTICS (STEELERS)

DATE	OPPONENT	P/S	RECEIVING					RUSHING					W/L	SCORE
			NO.	YDS.	AVG.	LG	TD	NO.	YDS.	AVG.	LG	TD		
09/08	at Patriots	S	6	78	13.0	26	0	0	0	0.0	0	0	L	3-33
09/15	Seahawks	S	5	84	16.8	45	0	0	0	0.0	0	0	L	26-28
09/22	at 49ers	S	3	81	27.0	76t	1	0	0	0.0	0	0	L	20-24
09/30	Bengals	S	3	15	5.0	9	0	0	0	0.0	0	0	W	27-3
10/06	Ravens	S	7	75	10.7	35t	1	0	0	0.0	0	0	L	23-26+
10/13	at Chargers	S	1	7	7.0	7	0	0	0	0.0	0	0	W	24-17
10/28	Dolphins	S	5	103	20.6	34	1	0	0	0.0	0	0	W	27-14
11/03	Colts	S	3	16	5.3	12	0	0	0	0.0	0	0	W	26-24
11/10	Rams	S	3	44	14.7	20	0	0	0	0.0	0	0	W	17-12
11/14	at Browns	S	2	21	10.5	16	0	0	0	0.0	0	0	L	7-21
11/24	at Bengals												W	16-10
12/01	Browns												W	20-13
12/08	at Cardinals												W	23-17
12/15	Bills												L	10-17
12/22	at Jets	S	2	22	11.0	14	0	0	0	0.0	0	0	L	10-16
12/29	at Ravens	S	2	6	3.0	11	0	0	0	0.0	0	0	L	10-28
2019 TOTALS		12-12	42	552	13.1	76T	3	0	0	0.0	0	0	8-8	

+/- Overtime

2020 GAME-BY-GAME REGULAR-SEASON STATISTICS (STEELERS)

DATE	OPPONENT	P/S	RECEIVING					RUSHING					W/L	SCORE
			NO.	YDS.	AVG.	LG	TD	NO.	YDS.	AVG.	LG	TD		
09/14	at Giants	S	6	69	11.5	17	2	0	0	0.0	0	0	W	26-16
09/20	Broncos	S	7	48	6.9	18	0	0	0	0.0	0	0	W	26-21
09/27	Texans	S	4	43	10.8	26t	1	0	0	0.0	0	0	W	28-21
10/11	Eagles	S	4	28	7.0	14	0	0	0	0.0	0	0	W	38-29
10/18	Browns	S	2	6	3.0	5	0	0	0	0.0	0	0	W	38-7
10/25	at Titans	S	9	85	9.4	28	0	0	0	0.0	0	0	W	27-24
11/01	at Ravens	S	7	67	9.6	24	0	0	0	0.0	0	0	W	28-24
11/08	at Cowboys	S	6	93	15.5	31t	1	0	0	0.0	0	0	W	24-19
11/15	Bengals	S	9	77	8.6	24	1	0	0	0.0	0	0	W	36-10
11/22	at Jaguars	S	4	19	4.8	9	0	0	0	0.0	0	0	W	27-3
12/02	Ravens	S	8	37	4.6	11	1	0	0	0.0	0	0	W	19-14
12/07	Washington	P	7	28	4.0	9	0	0	0	0.0	0	0	L	17-23
12/13	at Bills	S	6	55	9.2	20	1	0	0	0.0	0	0	L	15-26
12/21	at Bengals	S	3	15	5.0	21	0	0	0	0.0	0	0	L	17-27
12/27	Colts	S	9	96	10.7	25t	1	0	0	0.0	0	0	W	28-24
01/03	at Browns	P	6	65	10.8	26	1	0	0	0.0	0	0	L	22-24
2020 TOTALS		16-14	97	831	8.6	31T	9	0	0	0.0	0	0	12-4	

2021 GAME-BY-GAME REGULAR-SEASON STATISTICS (STEELERS)


DATE	OPPONENT	P/S	RECEIVING					RUSHING					W/L	SCORE
			NO.	YDS.	AVG.	LG	TD	NO.	YDS.	AVG.	LG	TD		
09/12	at Bills	S	4	52	13.0	24	0	0	0	0.0	0	0	W	23-16
09/19	Raiders	S	6	41	6.8	17	0	1	3	3.0	3t	1	L	17-26
2021 TOTALS		2-2	10	93	9.3	24	0	1	3	3.0	3T	1	1-1	

2017 GAME-BY-GAME POSTSEASON STATISTICS (STEELERS)

			RECEIVING					RUSHING						
DATE	OPPONENT	P/S	NO.	YDS.	AVG.	LG	TD	NO.	YDS.	AVG.	LG	TD	W/L	SCORE
01/14	Jaguars	S	3	5	1.7	4t	1	0	0	0.0	0	0	L	42-45
2017 TOTALS		1-1	3	5	1.7	4T	1	0	0	0.0	0	0	0-1	

2020 GAME-BY-GAME POSTSEASON STATISTICS (STEELERS)

			RECEIVING					RUSHING						
DATE	OPPONENT	P/S	NO.	YDS.	AVG.	LG	TD	NO.	YDS.	AVG.	LG	TD	W/L	SCORE
01/10	Browns	S	13	157	12.1	33	1	0	0	0.0	0	0	L	37-48
2020 TOTALS		1-1	13	157	12.1	33	1	0	0	0.0	0	0	0-1	



BENNY SNELL JR.

RUNNING BACK

HEIGHT: 5-10

BIRTHPLACE: Columbus, OH

WEIGHT: 224

HOW ACQUIRED: D4 '19

COLLEGE: Kentucky

NFL EXPERIENCE: 3rd year

BORN: Feb. 26, 1998 (23)

REGULAR SEASON COMPARISON: RECEIVING - CINCINNATI BENGALS

DATE	OPP	W/L	GP/GS	REC	YDS.	AVG.	TD	LG	TGTS	YAC
9/30/19	PIT vs. CIN	W	P	0	0	0	0	0	1	0
11/24/19	PIT @ CIN	W	S	1	5	5.0	0	5	1	0
12/21/20	PIT @ CIN	L	S	3	23	7.7	0	14	4	28
TOTALS		2/1	3/2	4	28	7.0	0	14	6	28

BENNY SNELL JR.'S NFL REGULAR SEASON RUSHING/RECEIVING STATISTICS

RUSHING										RECEIVING				
DATE	TEAM	GP	GS	NO.	YDS.	AVG.	LG	TD		NO.	YDS.	AVG.	LG	TD
2019	Steelers	13	2	108	426	3.9	23	2		3	23	7.7	14	0
2020	Steelers	16	3	111	368	3.3	30	4		10	61	6.1	14	0
2021	Steelers	2	0	2	1	0.5	1	0		0	0	0.0	0	0
NFL TOTALS		31	5	221	795	3.6	30	6		13	84	6.5	14	0

BENNY SNELL JR.'S NFL POSTSEASON RUSHING/RECEIVING STATISTICS

RUSHING										RECEIVING				
DATE	TEAM	GP	GS	NO.	YDS.	AVG.	LG	TD		NO.	YDS.	AVG.	LG	TD
2020	Steelers	1	0	2	13	6.5	11	0		1	4	4.0	4	0
NFL TOTALS		1	0	2	13	6.5	11	0		1	4	4.0	4	0

BENNY SNELL JR.'S NFL REGULAR SEASON RETURN STATISTICS

KICKOFF RETURNS										PUNT RETURNS				
DATE	TEAM	RET.	YDS.	AVG.	LG	TD		NO.	FC	YDS.	AVG.	LG	TD	
2019	Steelers	1	8	8.0	8	0		0	0	0	0.0	0	0	
2020	Steelers	0	0	0.0	0	0		0	0	0	0.0	0	0	
2021	Steelers	0	0	0.0	0	0		0	0	0	0.0	0	0	
NFL TOTALS		1	8	8.0	8	0		0	0	0	0.0	0	0	

BENNY SNELL JR.'S NFL POSTSEASON RETURN STATISTICS

KICKOFF RETURNS										PUNT RETURNS				
DATE	TEAM	RET.	YDS.	AVG.	LG	TD		NO.	FC	YDS.	AVG.	LG	TD	
2020	Steelers	0	0	0.0	0	0		0	0	0	0.0	0	0	
NFL TOTALS		0	0	0.0	0	0		0	0	0	0.0	0	0	

SINGLE-GAME HIGHS: RUSHING/RECEIVING

Rush Attempts	21 at Cincinnati Bengals, Nov 24, 2019 19 at New York Giants, Sep 14, 2020	Kickoff Returns	1 at Baltimore Ravens, Dec 29, 2019
Rushing Yards	113 at New York Giants, Sep 14, 2020 98 at Cincinnati Bengals, Nov 24, 2019	Kickoff Return Yards	8 at Baltimore Ravens, Dec 29, 2019
Longest Runs	30 at New York Giants, Sep 14, 2020 29 at Cincinnati Bengals, Dec 21, 2020	Longest Kickoff Return	8 at Baltimore Ravens, Dec 29, 2019
Rushing TDs	1 at Cincinnati Bengals, Dec 21, 2020 1 at Jacksonville Jaguars, Nov 22, 2020 ...4 more at 1.	Special Teams Tackles	2 at Buffalo Bills, Dec 13, 2020 1 at Buffalo Bills, Sep 12, 2021 ...7 more at 1.
Receptions	3 at Cincinnati Bengals, Dec 21, 2020 3 vs. Baltimore Ravens, Dec 02, 2020	Miscellaneous Tackles	1 at Cleveland Browns, Jan 03, 2021
Receiving Yards	33 vs. Baltimore Ravens, Dec 02, 2020 23 at Cincinnati Bengals, Dec 21, 2020	Most TDs	1 at Cincinnati Bengals, Dec 21, 2020 1 at Jacksonville Jaguars, Nov 22, 2020 ...3 more at 1.
Longest Receptions	14 at Cincinnati Bengals, Dec 21, 2020 14 at Los Angeles Chargers, Oct 13, 2019	Rushing Average	6.0 at New York Giants, Sep 14, 2020 5.1 at Baltimore Ravens, Dec 29, 2019
All-Purpose Yards	113 at New York Giants, Sep 14, 2020 107 at Cincinnati Bengals, Dec 21, 2020		

SINGLE-GAME HIGHS - POSTSEASON: RUSHING/RECEIVING

Rush Attempts 2 vs. Cleveland Browns, Jan 10, 2021
 Rushing Yards 13 vs. Cleveland Browns, Jan 10, 2021
 Longest Runs 11 vs. Cleveland Browns, Jan 10, 2021
 2 vs. Cleveland Browns, Jan 10, 2021
 Receptions 1 vs. Cleveland Browns, Jan 10, 2021

Receiving Yards 4 vs. Cleveland Browns, Jan 10, 2021
 Longest Receptions 4 vs. Cleveland Browns, Jan 10, 2021
 All-Purpose Yards 17 vs. Cleveland Browns, Jan 10, 2021

100-YARD RUSHING GAMES (1): REGULAR SEASON

DATE	TEAM	ATT.	YDS.	AVG.	LG	TD
09/14/20	at Giants	19	113	5.9	30	0

2019 GAME-BY-GAME REGULAR-SEASON STATISTICS (STEELERS)

DATE	OPPONENT	P/S	RUSHING					RECEIVING					W/L	SCORE
			NO.	YDS.	AVG.	LG	TD	NO.	YDS.	AVG.	LG	TD		
09/08	at Patriots	P	0	0	0.0	0	0	0	0	0.0	0	0	L	3-33
09/15	Seahawks	P	1	23	23.0	23	0	0	0	0.0	0	0	L	26-28
09/22	at 49ers	P	3	6	2.0	4	0	0	0	0.0	0	0	L	20-24
09/30	Bengals	P	2	1	0.5	1	0	0	0	0.0	0	0	W	27-3
10/06	Ravens	P	0	0	0.0	0	0	0	0	0.0	0	0	L	23-26+
10/13	at Chargers	P	17	75	4.4	20	0	1	14	14.0	14	0	W	24-17
10/28	Dolphins	P	5	13	2.6	5	0	0	0	0.0	0	0	W	27-14
11/03	Colts							INACTIVE					W	26-24
11/10	Rams							INACTIVE					W	17-12
11/14	at Browns							INACTIVE					L	7-21
11/24	at Bengals	S	21	98	4.7	21	0	1	5	5.0	5	0	W	16-10
12/01	Browns	P	16	63	3.9	14	1	1	4	4.0	4	0	W	20-13
12/08	at Cardinals	P	16	41	2.6	9	0	0	0	0.0	0	0	W	23-17
12/15	Bills	P	2	1	0.5	2	0	0	0	0.0	0	0	L	10-17
12/22	at Jets	P	7	14	2.0	6	0	0	0	0.0	0	0	L	10-16
12/29	at Ravens	S	18	91	5.1	19	1	0	0	0.0	0	0	L	10-28
2019 TOTALS		13-2	108	426	3.9	23	2	3	23	7.7	14	0	8-8	

+ - Overtime

2020 GAME-BY-GAME REGULAR-SEASON STATISTICS (STEELERS)

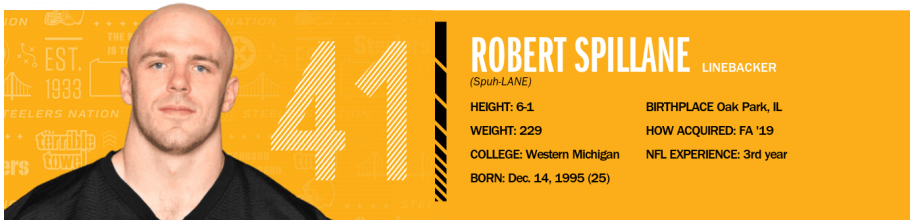
DATE	OPPONENT	P/S	RUSHING					RECEIVING					W/L	SCORE
			NO.	YDS.	AVG.	LG	TD	NO.	YDS.	AVG.	LG	TD		
09/14	at Giants	P	19	113	5.9	30	0	0	0	0.0	0	0	W	26-16
09/20	Broncos	P	3	5	1.7	3	0	1	-4	-4.0	-4	0	W	26-21
09/27	Texans	P	7	11	1.6	4	0	0	0	0.0	0	0	W	28-21
10/11	Eagles	P	7	19	2.7	8	0	0	0	0.0	0	0	W	38-29
10/18	Browns	P	6	17	2.8	5	1	1	4	4.0	4	0	W	38-7
10/25	at Titans	P	2	2	1.0	1t	1	0	0	0.0	0	0	W	27-24
11/01	at Ravens	P	0	0	0.0	0	0	0	0	0.0	0	0	W	28-24
11/08	at Cowboys	P	3	1	0.3	3	0	0	0	0.0	0	0	W	24-19
11/15	Bengals	P	3	12	4.0	8	0	0	0	0.0	0	0	W	36-10
11/22	at Jaguars	P	7	15	2.1	5	1	0	0	0.0	0	0	W	27-3
12/02	Ravens	S	16	60	3.8	13	0	3	33	11.0	13	0	W	19-14
12/07	Washington	S	8	5	0.6	4	0	2	5	2.5	4	0	L	17-23
12/13	at Bills	P	3	14	4.7	7	0	0	0	0.0	0	0	L	15-26
12/21	at Bengals	S	18	84	4.7	29	1	3	23	7.7	14	0	L	17-27
12/27	Colts	P	6	0	0.0	2	0	0	0	0.0	0	0	W	28-24
01/03	at Browns	P	3	10	3.3	6	0	0	0	0.0	0	0	L	22-24
2020 TOTALS		16-3	111	368	3.3	30	4	10	61	6.1	14	0	12-4	

2021 GAME-BY-GAME REGULAR-SEASON STATISTICS (STEELERS)

DATE	OPPONENT	P/S	RUSHING					RECEIVING					W/L	SCORE
			NO.	YDS.	AVG.	LG	TD	NO.	YDS.	AVG.	LG	TD		
09/12	at Bills	P	0	0	0.0	0	0	0	0	0.0	0	0	W	23-16
09/19	Raiders	P	2	1	0.5	1	0	0	0	0.0	0	0	L	17-26
2021 TOTALS		2-0	2	1	0.5	1	0	0	0	0.0	0	0	1-1	

2020 GAME-BY-GAME POSTSEASON STATISTICS (STEELERS)

DATE	OPPONENT	P/S	RUSHING					RECEIVING					W/L	SCORE
			NO.	YDS.	AVG.	LG	TD	NO.	YDS.	AVG.	LG	TD		
01/10	Browns	P	2	13	6.5	11	0	1	4	4.0	4	0	L	37-48
2020 TOTALS		1-0	2	13	6.5	11	0	1	4	4.0	4	0	0-1	



REGULAR SEASON COMPARISON: DEFENSIVE - CINCINNATI BENGALS

DATE	OPP	W/L	GP/GS	TACKLES				SACK	YDS.	INT	TFL	PD	QBH	TD	MISC	
				SOLO	ASST										FF	FUM
11/15/20	PIT vs. CIN	W	S	5	4	1	1.0	6.0	0	1	0	1	0	0	0	0
TOTALS		1/0	1/1	5	4	1	1.0	6.0	0	1	0	1	0	0	0	0

ROBERT SPILLANE'S NFL REGULAR SEASON DEFENSIVE STATISTICS

		TACKLES										INTERCEPTIONS								O JUMP				ST				MISC			
DATE	TEAM	GP	GS	TK	S	A	TFL	YDS	SK	YDS	QBH	NO	YDS	LG	TD	PD	FF	FR	TD	YDS	TK	S	A	FF	FR	S	A				
2018	Titans	2	0	0	0	0	0	0	0	0	0	0	0	0	0	0	0	0	0	0	0	0	0	0	0	0	0				
2019	Titans	0	0	0	0	0	0	0	0	0	0	0	0	0	0	0	0	0	0	0	0	0	0	0	0	0	0				
Went from Tennessee to Pittsburgh.																															
2019	Steelers	8	0	1	1	0	0	0	0	0	0	0	0	0	0	0	0	0	0	0	0	10	7	3	0	0	0	0			
2019	TOTAL	8	1	0	1	0	0	0	0	0	0	0	0	0	0	0	0	0	0	0	10	7	3	0	0	0	0				
2020	Steelers	12	7	43	37	6	4	21	2.0	15.0	3	1	33	33†	1	4	0	1	0	0	2	2	0	0	0	0	0	0			
2021	Steelers	1	1	10	8	2	1	2	0.0	0	0	0	0	0	0	0	0	0	0	0	2	0	2	0	0	0	0	0			
NFL TOTALS		23	8	54	46	8	5	23	2.0	15.0	3	1	33	33†	1	4	0	1	0	0	14	9	5	0	0	0	0	0			

ROBERT SPILLANE'S NFL POSTSEASON DEFENSIVE STATISTICS

[illegible]

SINGLE-GAME HIGHS: DEFENSIVE

Total Tackles	11 at Baltimore Ravens, Nov 01, 2020 10 vs. Las Vegas Raiders, Sep 19, 2021	Tackles For Loss	1 vs. Las Vegas Raiders, Sep 19, 2021 1 vs. Washington, Dec 07, 2020
Sacks	1.0 vs. Washington, Dec 07, 2020 1.0 vs. Cincinnati Bengals, Nov 15, 2020	Interceptions	1 at Baltimore Ravens, Nov 01, 2020
Passes Defensed	2 vs. Washington, Dec 07, 2020 2 at Baltimore Ravens, Nov 01, 2020	Interception Return Yards	33 at Baltimore Ravens, Nov 01, 2020 4 at Cincinnati Bengals, Nov 24, 2020
Fumble Recoveries	1 at Baltimore Ravens, Nov 01, 2020	Special Teams Tackles	2 vs. Las Vegas Raiders, Sep 19, 2021 ...2 more at 2.

SINGLE-GAME HIGHS - POSTSEASON: DEFENSIVE

Total Tackles 9 vs. Cleveland Browns, Jan 10, 2021

2018 GAME-BY-GAME REGULAR-SEASON STATISTICS (TITANS)


[illegible]

TACKLES	INTERCEPTIONS	O. FUMB
---------	---------------	---------

2020 GAME-BY-GAME REGULAR-SEASON STATISTICS (STEELERS)																											
DATE	OPPONENT	P/S	TACKLES								INTERCEPTIONS				O. FUMB				ST			MISC		W/L	SCORE		
			TK	S	A	SK	YDS	TFL	YDS	QBH	NO	YDS	LG	TD	PD	FF	FR	TD	YDS	TK	S	A	FF			FR	S
09/14	at Giants	P	0	0	0	0.0	0	0	0	0	0	0	0	0	0	0	0	0	1	1	0	0	0	0	0	W	26-16
09/20	Broncos	P	0	0	0	0.0	0	0	0	0	0	0	0	0	0	0	0	0	0	0	0	0	0	0	W	26-21	
09/27	Texans	P	0	0	0	0.0	0	0	0	0	0	0	0	0	0	0	0	0	0	0	0	0	0	0	W	28-21	
10/11	Eagles	P	0	0	0	0.0	0	0	0	0	0	0	0	0	0	0	0	0	0	0	0	0	0	0	W	38-29	
10/18	Browns	P	5	4	1	0.0	0	1	6	0	0	0	0	0	0	0	0	0	1	1	0	0	0	0	0	W	38-7
10/25	at Titans	S	3	2	1	0.0	0	0	0	0	0	0	0	0	0	0	0	0	0	0	0	0	0	0	W	27-24	
11/01	at Ravens	S	11	10	1	0.0	0	1	0	1	33	33	1	2	0	1	0	0	0	0	0	0	0	0	W	28-24	
11/08	at Cowboys	S	6	6	0	0.0	0	0	0	0	0	0	0	0	0	0	0	0	0	0	0	0	0	0	W	24-19	
11/15	Bengals	S	5	4	1	1.0	6.0	1	0	0	0	0	0	0	0	0	0	0	0	0	0	0	0	0	W	36-10	
11/22	at Jaguars	S	4	3	1	0.0	0	0	0	0	0	0	0	0	0	0	0	0	0	0	0	0	0	0	W	27-13	
12/02	Ravens	S	6	6	0	0.0	0	0	0	0	0	0	0	0	0	0	0	0	0	0	0	0	0	0	W	19-7	
12/07	Washington	S	3	2	1	1.0	9.0	1	9	2	0	0	0	0	2	0	0	0	0	0	0	0	0	0	L	17-23	
12/13	at Bills										DID NOT PLAY														L	15-26	
12/21	at Bengals										DID NOT PLAY														L	17-27	
12/27	Colts										DID NOT PLAY														W	28-24	
01/03	at Browns										DID NOT PLAY														L	22-24	
2020 TOTALS			12-7	43	37	6	2.0	15.0	4	21	3	1	33	33T	1	4	0	1	0	0	2	2	0	0	0	0	12-4

TACKLES	INTERCEPTIONS	O. FUMB
---------	---------------	---------

[illegible]



20

CAMERON SUTTON

CORNERBACK

HEIGHT: 5-11

WEIGHT: 188

COLLEGE: Tennessee

BORN: Feb. 27, 1995 (26)

BIRTHPLACE: Jonesboro, GA

HOW ACQUIRED: D3a '17

NFL EXPERIENCE: 5th year

REGULAR SEASON COMPARISON: DEFENSIVE - CINCINNATI BENGALS

DATE	OPP	TACKLES										MISC			
		W/L	GP/GS	TOT	SOLO	ASST	SACK	YDS.	INT	TFL	PD	QBH	TD	FF	FR
12/4/17	PIT @ CIN	W	P	0	0	0	0.0	0.0	0	0	1	0	0	0	0
10/14/18	PIT @ CIN	W	P	5	5	0	0.0	0.0	0	0	1	0	0	0	0
12/30/18	PIT vs. CIN	W	P	1	1	0	0.0	0.0	0	0	0	2	0	0	0
9/30/19	PIT vs. CIN	W	P	2	1	1	0.0	0.0	0	0	1	0	0	0	0
11/24/19	PIT @ CIN	W	P	1	0	1	0.0	0.0	0	0	0	0	0	0	0
11/15/20	PIT vs. CIN	W	S	4	4	0	0.0	0.0	0	1	0	0	0	1	0
12/21/20	PIT @ CIN	L	P	0	0	0	0.0	0.0	0	0	1	0	0	0	0
TOTALS		6/1	7/1	13	11	2	0.0	0.0	0	1	4	2	0	1	0

CAMERON SUTTON'S NFL REGULAR SEASON DEFENSIVE STATISTICS

DATE	TEAM	TACKLES										INTERCEPTIONS					OFFENSE				SET				MISC		
		GP	GS	TK	S	A	TKF	YDS	SK	YDS	QBH	NO	YDS	LG	TD	PD	FF	FRT	TD	YDS	TK	S	FF	FR		S	A
2017	Steelers	5	1	5	4	0	0	0	0	0	0	0	0	0	0	0	0	0	0	0	0	0	0	0	0	0	
2018	Steelers	15	1	19	18	1	0	0	0	0	2	1	0	0	0	3	0	0	0	0	3	2	1	0	0	0	
2019	Steelers	16	0	16	13	2	2	1	0	1.0	1	1	26	26	0	5	0	0	0	0	0	0	0	0	0	0	
2020	Steelers	16	6	29	26	3	1	4	1.0	0.0	0	1	0	0	0	8	3	1	0	0	1	1	0	0	0	0	
2021	Steelers	2	2	8	7	1	2	9	0.0	0.0	0	0	0	0	0	2	0	0	0	0	0	0	0	0	0	0	
NFL TOTALS		54	10	77	68	9	5	15	2.0	1.0	3	3	26	26	0	19	3	1	0	0	4	3	1	1	0	0	0

CAMERON SUTTON'S NFL POSTSEASON DEFENSIVE STATISTICS

[illegible]

SINGLE-GAME HIGHS: DEFENSIVE

Total Tackles	5 at Buffalo Bills, Sep 12, 2021	Tackles For Loss	2 at Buffalo Bills, Sep 12, 2021
	5 vs Cincinnati Bengals, Oct 14, 2018		1 vs Cincinnati Bengals, Nov 15, 2020
Sacks	1.0 vs. Cleveland Browns, Oct 18, 2020		...2 more at 1.
	1.0 vs. Cleveland Browns, Dec 01, 2019	Interceptions	1 vs. Cleveland Browns, Oct 18, 2020
Passes Defensed	3 at Los Angeles Chargers, Oct 13, 2019		1 at Los Angeles Chargers, Oct 13, 2019
	2 at Buffalo Bills, Sep 12, 2021		...1 more at 1.
	...3 more at 2.	Interception Return Yards	26 at Los Angeles Chargers, Oct 13, 2019
Forced Fumbles	1 vs. Cincinnati Bengals, Nov 15, 2020	Special Teams Tackles	1 at Dallas Cowboys, Nov 08, 2020
	1 at Dallas Cowboys, Nov 08, 2020		1 vs. Cincinnati Bengals, Dec 30, 2018
	...1 more at 1.		...2 more at 1.
Fumble Recoveries	1 at Buffalo Bills, Dec 13, 2020	Special Teams Forced Fumbles	1 vs. Kansas City Chiefs, Sep 16, 2018

SINGLE-GAME HIGHS - POSTSEASON: DEFENSIVE

Total Tackles	2 vs. Cleveland Browns, Jan 10, 2021	Passes Defensed	1 vs. Cleveland Browns, Jan 10, 2021
---------------	--------------------------------------	-----------------	--------------------------------------

2017 GAME-BY-GAME REGULAR-SEASON STATISTICS (STEELERS)

[illegible]

2018 GAME-BY-GAME REGULAR-SEASON STATISTICS (STEELERS)

DATE	OPPONENT	P/S	TACKLES							INTERCEPTIONS							O. FUMB			ST					MISC		W/L	SCORE
			TK	S	A	SK	YDS	TFL	YDS	QBH	NO	YDS	LG	TD	PD	FF	FR	TD	YDS	TK	S	A	FF	FR	S	A		
09/09	at Browns	P	2	2	0	0.0	0.0	0	0	0	1	0	0	0	2	0	0	0	0	0	0	0	0	0	0	T	21-21	
09/16	Chiefs	S	2	2	0	0.0	0.0	0	0	0	0	0	0	0	0	0	0	0	1	1	0	1	0	0	0	L	37-42	
09/24	at Buccaneers	P	0	0	0	0.0	0.0	0	0	0	0	0	0	0	0	0	0	0	0	0	0	0	0	0	0	W	30-27	
09/30	Ravens	P	3	3	0	0.0	0.0	0	0	0	0	0	0	0	0	0	0	0	0	0	0	0	0	0	0	L	14-26	
10/07	Falcons	P	4	4	0	0.0	0.0	0	0	0	0	0	0	0	0	0	0	0	1	1	0	0	0	0	0	W	41-17	
10/14	at Bengals	P	5	5	0	0.0	0.0	0	0	0	0	0	0	1	0	0	0	0	0	0	0	0	0	0	0	W	28-21	
10/28	Browns	P	0	0	0	0.0	0.0	0	0	0	0	0	0	0	0	0	0	0	0	0	0	0	0	0	0	W	33-18	
11/04	at Ravens	P	0	0	0	0.0	0.0	0	0	0	0	0	0	0	0	0	0	0	0	0	0	0	0	0	0	W	23-16	
11/08	Panthers	P	0	0	0	0.0	0.0	0	0	0	0	0	0	0	0	0	0	0	0	0	0	0	0	0	0	W	52-21	
11/18	at Jaguars	P	0	0	0	0.0	0.0	0	0	0	0	0	0	0	0	0	0	0	0	0	0	0	0	0	0	W	20-16	
11/25	at Broncos	P	0	0	0	0.0	0.0	0	0	0	0	0	0	0	0	0	0	0	0	0	0	0	0	0	0	L	17-24	
12/02	Chargers	P	INACTIVE																								L	30-33
12/09	at Raiders	P	0	0	0	0.0	0.0	0	0	0	0	0	0	0	0	0	0	0	0	0	0	0	0	0	0	L	21-24	
12/16	Patriots	P	2	1	1	0.0	0.0	0	0	0	0	0	0	0	0	0	0	0	0	0	0	0	0	0	0	W	17-10	
12/23	at Saints	P	0	0	0	0.0	0.0	0	0	0	0	0	0	0	0	0	0	0	0	0	0	0	0	0	0	L	28-31	
12/30	Bengals	P	1	1	0	0.0	0.0	0	0	2	0	0	0	0	0	0	0	0	1	0	1	0	0	0	0	W	16-13	
2018 TOTALS		15-1	19	18	1	0.0	0.0	0	0	2	1	0	0	0	3	0	0	0	0	3	2	1	1	0	0	9-6-1		

2019 GAME-BY-GAME REGULAR-SEASON STATISTICS (STEELERS)

DATE	OPPONENT	P/S	TACKLES							INTERCEPTIONS					O. FUMB			ST			MISC		W/L	SCORE		
			TK	S	A	SK	YDS	TFL	YDS	QBH	NO	YDS	LG	TD	PD	FF	FR	TD	YDS	TK	S	A			FF	FR
09/08	at Patriots	P	1	1	0	0.0	0.0	0	0	0	0	0	0	0	0	0	0	0	0	0	0	0	0	0	L	3-33
09/15	Seahawks	P	3	3	0	0.0	0.0	1	1	0	0	0	0	0	0	0	0	0	0	0	0	0	0	0	L	26-28
09/22	at 49ers	P	0	0	0	0.0	0.0	0	0	0	0	0	0	0	0	0	0	0	0	0	0	0	0	0	L	20-24
09/30	Bengals	P	2	1	1	0.0	0.0	0	0	0	0	0	0	1	0	0	0	0	0	0	0	0	0	0	W	27-3
10/06	Ravens	P	0	0	0	0.0	0.0	0	0	0	0	0	0	1	0	0	0	0	0	0	0	0	0	0	L	23-26+
10/13	at Chargers	P	1	1	0	0.0	0.0	0	0	0	1	26	26	0	3	0	0	0	0	0	0	0	0	0	W	24-17
10/28	Dolphins	P	0	0	0	0.0	0.0	0	0	0	0	0	0	0	0	0	0	0	0	0	0	0	0	0	W	27-14
11/03	Colts	P	1	1	0	0.0	0.0	0	0	0	0	0	0	0	0	0	0	0	0	0	0	0	0	0	W	26-24
11/10	Rams	P	2	1	1	0.0	0.0	0	0	0	0	0	0	0	0	0	0	0	0	0	0	0	0	0	W	17-12
11/14	at Browns	P	1	1	0	0.0	0.0	0	0	0	0	0	0	0	0	0	0	0	0	0	0	0	0	0	L	7-21
11/24	at Bengals	P	0	1	0	0.0	0.0	0	0	0	0	0	0	0	0	0	0	0	0	0	0	0	0	0	W	16-10
12/01	Browns	P	1	1	0	1.0	1.0	1	1	1	0	0	0	0	0	0	0	0	0	0	0	0	0	0	W	20-13
12/08	at Cardinals	P	1	1	0	0.0	0.0	0	0	0	0	0	0	0	0	0	0	0	0	0	0	0	0	0	W	23-17
12/15	Bills	P	1	1	0	0.0	0.0	0	0	0	0	0	0	0	0	0	0	0	0	0	0	0	0	0	L	10-17
12/22	at Jets	P	0	0	0	0.0	0.0	0	0	0	0	0	0	0	0	0	0	0	0	0	0	0	0	0	L	10-16
12/29	at Ravens	P	1	1	0	0.0	0.0	0	0	0	0	0	0	0	0	0	0	0	0	0	0	0	0	0	L	10-28
2019 TOTALS		16-0	16	13	3	1.0	1.0	2	2	1	1	26	26	0	5	0	0	0	0	0	0	0	0	0	8-8	


+ Overtime

2020 GAME-BY-GAME REGULAR-SEASON STATISTICS (STEELERS)

DATE	OPPONENT	P/S	TACKLES							INTERCEPTIONS					O. FUMB			ST			MISC		W/L	SCORE			
			TK	S	A	SK	YDS	TFL	YDS	QBH	NO	YDS	LG	TD	PD	FF	FR	TD	YDS	TK	S	A			FF	FR	S
09/14	at Giants	P	1	0	1	0.0	0.0	0	0	0	0	0	0	0	0	0	0	0	0	0	0	0	0	0	0	W	26-16
09/20	Broncos	P	1	0	1	0.0	0.0	0	0	0	0	0	0	0	0	0	0	0	0	0	0	0	0	0	0	W	26-21
09/27	Texans	P	0	0	0	0.0	0.0	0	0	0	0	0	0	0	0	0	0	0	0	0	0	0	0	0	0	W	28-21
10/11	Eagles	P	0	0	0	0.0	0.0	0	0	0	0	0	0	0	0	0	0	0	0	0	0	0	0	0	0	W	38-29
10/18	Browns	P	2	2	0	1.0	0.0	0	0	1	0	0	0	1	0	0	0	0	0	0	0	0	0	0	0	W	38-7
10/25	at Titans	P	4	4	0	0.0	0.0	0	0	0	0	0	0	2	0	0	0	0	0	0	0	0	0	0	0	W	27-24
11/01	at Ravens	P	2	2	0	0.0	0.0	0	0	0	0	0	0	0	1	0	0	0	0	0	0	0	0	0	0	W	28-24
11/08	at Cowboys	S	3	3	0	0.0	0.0	0	0	0	0	0	0	0	1	0	0	0	1	1	0	0	0	0	0	W	24-19
11/15	Bengals	S	4	4	0	0.0	0.0	1	4	0	0	0	0	0	1	0	0	0	0	0	0	0	0	0	0	W	36-10
11/22	at Jaguars	P	3	2	1	0.0	0.0	0	0	0	0	0	0	1	0	0	0	0	0	0	0	0	0	0	0	W	27-3
12/02	Ravens	P	1	1	0	0.0	0.0	0	0	0	0	0	0	0	0	0	0	0	0	0	0	0	0	0	0	W	19-14
12/07	Washington	S	3	3	0	0.0	0.0	0	0	0	0	0	0	1	1	0	0	0	0	0	0	0	0	0	0	L	17-23
12/13	at Bills	S	2	2	0	0.0	0.0	0	0	0	0	0	0	2	1	0	0	0	0	0	0	0	0	0	0	L	15-26
12/21	at Bengals	P	0	0	0	0.0	0.0	0	0	0	0	0	0	1	0	0	0	0	0	0	0	0	0	0	0	L	17-27
12/27	Colts	S	1	1	0	0.0	0.0	0	0	0	0	0	0	0	0	0	0	0	0	0	0	0	0	0	0	W	28-24
01/03	at Browns	S	2	2	0	0.0	0.0	0	0	0	0	0	0	0	0	0	0	0	0	0	0	0	0	0	0	L	22-24
2020 TOTALS		16-6	29	26	3	1.0	0.0	1	4	0	1	0	0	8	3	1	0	0	1	1	0	0	0	0	0	12-4	

2021 GAME-BY-GAME REGULAR-SEASON STATISTICS (STEELERS)

			TACKLES							INTERCEPTIONS							O. FUMB			ST			MISC					
DATE	OPPONENT	P/S	TK	S	A	SK	YDS	TFL	YDS	QBH	NO	YDS	LG	TD	PD	FF	FR	TD	YDS	TK	S	A	FF	FR	S	A	W/L	SCORE
09/12	at Bills	S	5	0	0	0.0	0.0	2	9	0	0	0	0	0	2	0	0	0	0	0	0	0	0	0	0	0	W	23-16
09/19	Raiders	S	3	2	1	0.0	0.0	0	0	0	0	0	0	0	0	0	0	0	0	0	0	0	0	0	0	L	17-26	
2021 TOTALS		2-2	8	7	1	0.0	0.0	2	9	0	0	0	0	0	2	0	0	0	0	0	0	0	0	0	0	0	1-1	



51

TRAI TURNER

GUARD

HEIGHT: 6-3
WEIGHT: 315
COLLEGE: Louisiana State
BORN: Jun. 14, 1993 (28)

BIRTHPLACE New Orleans, LA
HOW ACQUIRED: FA '21
NFL EXPERIENCE: 8th year

'15 '16 '17 '18 '19

TRAI TURNER'S NFL REGULAR SEASON STATISTICS

DATE	TEAM	GP	GS
2014	Panthers	13	9
2015	Panthers	16	16
2016	Panthers	16	16
2017	Panthers	13	13
2018	Panthers	13	13
2019	Panthers	13	13
2020	Chargers	9	9
2021	Steelers	2	2
NFL TOTALS		95	91

TRAI TURNER'S NFL POSTSEASON STATISTICS

DATE	TEAM	GP	GS
2014	Panthers	2	2
2015	Panthers	3	3
2017	Panthers	1	1
NFL TOTALS		6	6

2014 GAME-BY-GAME REGULAR-SEASON STATISTICS (PANTHERS)

DATE	OPPONENT	P/S	W/L/T	SCORE
09/07	at Buccaneers	P	W	20-14
09/14	Lions	P	W	24-7
09/21	Steelers	P	L	19-37
09/28	at Ravens	P	L	10-38
10/05	Bears	S	W	31-24
10/12	at Bengals	S	T	37-37+
10/19	at Packers	S	L	17-38
10/26	Seahawks		L	9-13
10/30	Saints		L	10-28
11/10	at Eagles		L	21-45
11/16	Falcons	S	L	17-19
11/30	at Vikings	S	L	13-31
12/07	at Saints	S	W	41-10
12/14	Buccaneers	S	W	19-17
12/21	Browns	S	W	17-13
12/28	at Falcons	S	W	34-3
2014 TOTALS	13-9		7-8-1	
+ - Overtime				

2015 GAME-BY-GAME REGULAR-SEASON STATISTICS (PANTHERS)

DATE	OPPONENT	P/S	W/L	SCORE
09/13	at Jaguars	S	W	20-9
09/20	Texans	S	W	24-17
09/27	Saints	S	W	27-22
10/04	at Buccaneers	S	W	37-23
10/18	at Seahawks	S	W	27-23
10/25	Eagles	S	W	27-16
11/02	Colts	S	W	29-26+
11/08	Packers	S	W	37-29
11/15	at Titans	S	W	27-10
11/22	Washington	S	W	44-16
11/26	at Cowboys	S	W	33-14
12/06	at Saints	S	W	41-38
12/13	Falcons	S	W	38-0
12/20	at Giants	S	W	38-35
12/27	at Falcons	S	L	13-20
01/03	Buccaneers	S	W	38-10
2015 TOTALS	16-16		15-1	
+ - Overtime				

2016 GAME-BY-GAME REGULAR-SEASON STATISTICS (PANTHERS)

DATE	OPPONENT	P/S		W/L	SCORE
09/08	at Broncos	S		L	20-21
09/18	49ers	S		W	46-27
09/25	Vikings	S		L	10-22
10/02	at Falcons	S		L	33-48
10/10	Buccaneers	S		L	14-17
10/16	at Saints	S		L	38-41
10/30	Cardinals	S		W	30-20
11/06	at Rams	S		W	13-10
11/13	Chiefs	S		L	17-20
11/17	Saints	S		W	23-20
11/27	at Raiders	S		L	32-35
12/04	at Seahawks	S		L	7-40
12/11	Chargers	S		W	28-16
12/19	at Washington	S		W	26-15
12/24	Falcons	S		L	16-33
01/01	at Buccaneers	S		L	16-17
2016 TOTALS		16-16		6-10	

2017 GAME-BY-GAME REGULAR-SEASON STATISTICS (PANTHERS)

DATE	OPPONENT	P/S		W/L	SCORE
09/10	at 49ers	S		W	23-3
09/17	Bills	S		W	9-3
09/24	Saints	S		L	13-34
10/01	at Patriots	S		W	33-30
10/08	at Lions	S		W	27-24
10/12	Eagles	S		L	23-28
10/22	at Bears	S		L	3-17
10/29	at Buccaneers	S		W	17-3
11/05	Falcons	S		W	20-17
11/13	Dolphins	S		W	45-21
11/26	at Jets	S		W	35-27
12/03	at Saints	S		L	21-31
12/10	Vikings	S		W	31-24
12/17	Packers		INACTIVE	W	31-24
12/24	Buccaneers		INACTIVE	W	22-19
12/31	at Falcons		INACTIVE	L	10-22
2017 TOTALS		13-13		11-5	

2018 GAME-BY-GAME REGULAR-SEASON STATISTICS (PANTHERS)

DATE	OPPONENT	P/S		W/L	SCORE
09/09	Cowboys	S		W	16-8
09/16	at Falcons		INACTIVE	L	24-31
09/23	Bengals		INACTIVE	W	31-21
10/07	Giants	S		W	33-31
10/14	at Washington	S		L	17-23
10/21	at Eagles	S		W	21-17
10/28	Ravens	S		W	36-21
11/04	Buccaneers	S		W	42-28
11/08	at Steelers	S		L	21-52
11/18	at Lions	S		L	19-20
11/25	Seahawks	S		L	27-30
12/02	at Buccaneers	S		L	17-24
12/09	at Browns	S		L	20-26
12/17	Saints	S		L	9-12
12/23	Falcons	S		L	10-24
12/30	at Saints		ON INACTIVE LIST	W	33-14
2018 TOTALS		13-13		7-9	

2019 GAME-BY-GAME REGULAR-SEASON STATISTICS (PANTHERS)

DATE	OPPONENT	P/S		W/L	SCORE
09/08	Rams	S		L	27-30
09/12	Buccaneers	S		L	14-20
09/22	at Cardinals	S		W	38-20
09/29	at Texans		INACTIVE	W	16-10
10/06	Jaguars		INACTIVE	W	34-27
10/13	at Buccaneers		INACTIVE	W	37-26
10/27	at 49ers	S		L	13-51
11/03	Titans	S		W	30-20
11/10	at Packers	S		L	16-24
11/17	Falcons	S		L	3-29
11/24	at Saints	S		L	31-34
12/01	Washington	S		L	21-29
12/08	at Falcons	S		L	20-40
12/15	Seahawks	S		L	24-30
12/22	at Colts	S		L	6-38
12/29	Saints	S		L	10-42
2019 TOTALS		13-13		5-11	

2020 GAME-BY-GAME REGULAR-SEASON STATISTICS (CHARGERS)

DATE	OPPONENT	P/S		W/L	SCORE
09/13	at Bengals		ON INACTIVE LIST	W	16-13
09/20	Chiefs	S		L	20-23+
09/27	Panthers		ON INACTIVE LIST	L	16-21
10/04	at Buccaneers		ON INACTIVE LIST	L	31-38
10/12	at Saints		ON INACTIVE LIST	L	27-30+
10/25	Jaguars		ON INACTIVE LIST	W	39-29
11/01	at Broncos		ON INACTIVE LIST	L	30-31
11/08	Raiders		ON INACTIVE LIST	L	26-31
11/15	at Dolphins	S		L	21-29
11/22	Jets	S		W	34-28
11/29	at Bills	S		L	17-27
12/06	Patriots	S		L	0-45
12/13	Falcons	S		W	20-17
12/17	at Raiders	S		W	30-27+
12/27	Broncos	S		W	19-16
01/03	at Chiefs	S		W	38-21
2020 TOTALS		9-9		7-9	

+ - Overtime

2021 GAME-BY-GAME REGULAR-SEASON STATISTICS (STEELERS)

DATE	OPPONENT	P/S		W/L	SCORE
09/12	at Bills	S		W	23-16
09/19	Raiders	S		L	17-26
2021 TOTALS		2-2		1-1	

2014 GAME-BY-GAME POSTSEASON STATISTICS (PANTHERS)


DATE	OPPONENT	P/S		W/L	SCORE
01/03	Cardinals	S		W	27-16
01/10	at Seahawks	S		L	17-31
2014 TOTALS		2-2		1-1	

2015 GAME-BY-GAME POSTSEASON STATISTICS (PANTHERS)

DATE	OPPONENT	P/S		W/L	SCORE
01/17	Seahawks	S		W	31-24
01/24	Cardinals	S		W	49-15
02/07	at Broncos	S		L	10-24
2015 TOTALS		3-3		2-1	

2017 GAME-BY-GAME POSTSEASON STATISTICS (PANTHERS)

DATE	OPPONENT	P/S		W/L	SCORE
01/07	at Saints	S		L	26-31
2017 TOTALS		1-1		0-1	



JAMES WASHINGTON

WIDE RECEIVER

HEIGHT: 5-11 BIRTHPLACE: Stamford, TX

WEIGHT: 213 HOW ACQUIRED: D2 '18

COLLEGE: Oklahoma State NFL EXPERIENCE: 4th year

BORN: Apr. 2, 1996 (25)

REGULAR SEASON COMPARISON: RECEIVING - CINCINNATI BENGALS

DATE	OPP	W/L	GP/GS	REC	YDS.	AVG.	TD	LG	TGTS	YAC
10/14/18	PIT @ CIN	W	P	0	0	0	0	0	1	0
12/30/18	PIT vs. CIN	W	S	3	64	21.3	0	47	3	14
9/30/19	PIT vs. CIN	W	S	0	0	0	0	0	1	0
11/24/19	PIT @ CIN	W	P	3	98	32.7	1	79t	7	67
11/15/20	PIT vs. CIN	W	S	2	30	15.0	0	16	2	14
12/21/20	PIT @ CIN	L	S	0	0	0	0	0	3	0
TOTALS		5/1	6/4	8	192	24.0	1	79t	17	95

JAMES WASHINGTON'S NFL REGULAR SEASON RUSHING/RECEIVING STATISTICS

DATE	TEAM	RECEIVING							RUSHING				
		GP	GS	NO.	YDS.	AVG.	LG	TD	NO.	YDS.	AVG.	LG	TD
2018	Steelers	14	6	16	217	13.6	47	1	0	0	0.0	0	0
2019	Steelers	15	10	44	735	16.7	79t	3	0	0	0.0	0	0
2020	Steelers	16	7	30	392	13.1	50t	5	0	0	0.0	0	0
2021	Steelers	2	0	2	10	5.0	9	0	0	0	0.0	0	0
NFL TOTALS		47	23	92	1,354	14.7	79T	9	0	0	0.0	0	0

JAMES WASHINGTON'S NFL POSTSEASON RUSHING/RECEIVING STATISTICS

DATE	TEAM	RECEIVING							RUSHING				
		GP	GS	NO.	YDS.	AVG.	LG	TD	NO.	YDS.	AVG.	LG	TD
2020	Steelers	1	0	5	72	14.4	27	0	0	0	0.0	0	0
NFL TOTALS		1	0	5	72	14.4	27	0	0	0	0.0	0	0

JAMES WASHINGTON'S NFL REGULAR SEASON RETURN STATISTICS

KICKOFF RETURNS							PUNT RETURNS						
DATE	TEAM	RET.	YDS.	AVG.	LG	TD	NO.	FC	YDS.	AVG.	LG	TD	
2018	Steelers	0	0	0.0	0	0	0	0	0	0.0	0	0	
2019	Steelers	0	0	0.0	0	0	0	0	0	0.0	0	0	
2020	Steelers	0	0	0.0	0	0	0	0	0	0.0	0	0	
2021	Steelers	0	0	0.0	0	0	0	0	0	0.0	0	0	
NFL TOTALS		0	0	0.0	0	0	0	0	0	0.0	0	0	

JAMES WASHINGTON'S NFL POSTSEASON RETURN STATISTICS

KICKOFF RETURNS							PUNT RETURNS						
DATE	TEAM	RET.	YDS.	AVG.	LG	TD	NO.	FC	YDS.	AVG.	LG	TD	
2020	Steelers	0	0	0.0	0	0	0	0	0	0.0	0	0	
NFL TOTALS		0	0	0.0	0	0	0	0	0	0.0	0	0	

SINGLE-GAME HIGHS: RECEIVING

Receptions	6 vs. Los Angeles Rams, Nov 10, 2019 5 vs. Houston Texans, Sep 27, 2020 ...2 more at 5.	Special Teams Tackles Miscellaneous Tackles	1 at Baltimore Ravens, Nov 04, 2018 1 at Buffalo Bills, Dec 13, 2020 1 vs. Buffalo Bills, Dec 15, 2019 ...1 more at 1.
Receiving Yards	111 vs. Cleveland Browns, Dec 01, 2019 98 at Cincinnati Bengals, Nov 24, 2019	Most TDs	1 at Buffalo Bills, Dec 13, 2020 1 vs. Washington, Dec 07, 2020 ...7 more at 1.
Longest Receptions	79t at Cincinnati Bengals, Nov 24, 2019 50t vs. Washington, Dec 07, 2020	Receiving Average	32.7 at Cincinnati Bengals, Nov 24, 2019 27.8 vs. Cleveland Browns, Dec 01, 2019
Receiving TDs	1 at Buffalo Bills, Dec 13, 2020 1 vs. Washington, Dec 07, 2020 ...7 more at 1.		
All-Purpose Yards	111 vs. Cleveland Browns, Dec 01, 2019 98 at Cincinnati Bengals, Nov 24, 2019		

SINGLE-GAME HIGHS - POSTSEASON: RECEIVING

Receptions	5 vs. Cleveland Browns, Jan 10, 2021	Longest Receptions	27 vs. Cleveland Browns, Jan 10, 2021
Receiving Yards	72 vs. Cleveland Browns, Jan 10, 2021		17 vs. Cleveland Browns, Jan 10, 2021
			14 vs. Cleveland Browns, Jan 10, 2021
			10 vs. Cleveland Browns, Jan 10, 2021
			4 vs. Cleveland Browns, Jan 10, 2021
		All-Purpose Yards	72 vs. Cleveland Browns, Jan 10, 2021

100-YARD RECEIVING GAMES (1): REGULAR SEASON

DATE	TEAM	NO.	YDS.	AVG.	LG	TD
12/01/19	BROWNS	4	111	27.8	44	1

2018 GAME-BY-GAME REGULAR-SEASON STATISTICS (STEELERS)

DATE	OPPONENT	P/S	RECEIVING					RUSHING					W/L/T	SCORE
			NO.	YDS.	AVG.	LG	TD	NO.	YDS.	AVG.	LG	TD		
09/09	at Browns	P	0	0	0.0	0	0	0	0	0.0	0	0	T	21-21
09/16	Chiefs	S	1	14	14.0	14t	1	0	0	0.0	0	0	L	37-42
09/24	at Buccaneers	S	2	25	12.5	13	0	0	0	0.0	0	0	W	30-27
09/30	Ravens	S	2	10	5.0	6	0	0	0	0.0	0	0	L	14-26
10/07	Falcons	P	0	0	0.0	0	0	0	0	0.0	0	0	W	41-17
10/14	at Bengals	P	0	0	0.0	0	0	0	0	0.0	0	0	W	28-21
10/28	Browns												W	33-18
11/04	at Ravens	P	2	17	8.5	9	0	0	0	0.0	0	0	W	23-16
11/08	Panthers	S	0	0	0.0	0	0	0	0	0.0	0	0	W	52-21
11/18	at Jaguars	S	1	11	11.0	11	0	0	0	0.0	0	0	W	20-16
11/25	at Broncos	P	0	0	0.0	0	0	0	0	0.0	0	0	L	17-24
12/02	Chargers												L	30-33
12/09	at Raiders	P	2	11	5.5	6	0	0	0	0.0	0	0	L	21-24
12/16	Patriots	P	3	65	21.7	32	0	0	0	0.0	0	0	W	17-10
12/23	at Saints	P	0	0	0.0	0	0	0	0	0.0	0	0	L	28-31
12/30	Bengals	S	3	64	21.3	47	0	0	0	0.0	0	0	W	16-13
2018 TOTALS	14-6		16	217	13.6	47	1	0	0	0.0	0	0	9-6-1	

2019 GAME-BY-GAME REGULAR-SEASON STATISTICS (STEELERS)

DATE	OPPONENT	P/S	RECEIVING					RUSHING					W/L	SCORE
			NO.	YDS.	AVG.	LG	TD	NO.	YDS.	AVG.	LG	TD		
09/08	at Patriots	S	2	51	25.5	45	0	0	0	0.0	0	0	L	3-33
09/15	Seahawks	P	2	23	11.5	12	0	0	0	0.0	0	0	L	26-28
09/22	at 49ers	S	2	14	7.0	8	0	0	0	0.0	0	0	L	20-24
09/30	Bengals	S	0	0	0.0	0	0	0	0	0.0	0	0	W	27-3
10/06	Ravens	S	3	52	17.3	26	0	0	0	0.0	0	0	L	23-26+
10/13	at Chargers												W	24-17
10/28	Dolphins	S	1	21	21.0	21	0	0	0	0.0	0	0	W	27-14
11/03	Colts	P	4	69	17.3	40	0	0	0	0.0	0	0	W	26-24
11/10	Rams	P	6	90	15.0	34	1	0	0	0.0	0	0	W	17-12
11/14	at Browns	P	3	49	16.3	22	0	0	0	0.0	0	0	L	7-21
11/24	at Bengals	P	3	98	32.7	79t	1	0	0	0.0	0	0	W	16-10
12/01	Browns	S	4	111	27.8	44	1	0	0	0.0	0	0	W	20-13
12/08	at Cardinals	S	4	33	8.3	12	0	0	0	0.0	0	0	W	23-17
12/15	Bills	S	5	83	16.6	34	0	0	0	0.0	0	0	L	10-17
12/22	at Jets	S	5	41	8.2	13	0	0	0	0.0	0	0	L	10-16
12/29	at Ravens	S	0	0	0.0	0	0	0	0	0.0	0	0	L	10-28
2019 TOTALS	15-10		44	735	16.7	79T	3	0	0	0.0	0	0	8-8	

+ - Overtime

2020 GAME-BY-GAME REGULAR-SEASON STATISTICS (STEELERS)


			RECEIVING					RUSHING					W/L	SCORE
DATE	OPPONENT	P/S	NO.	YDS.	AVG.	LG	TD	NO.	YDS.	AVG.	LG	TD		
09/14	at Giants	S	2	34	17.0	21	1	0	0	0.0	0	0	W	26-16
09/20	Broncos	P	3	22	7.3	10	0	0	0	0.0	0	0	W	26-21
09/27	Texans	P	5	36	7.2	15	0	0	0	0.0	0	0	W	28-21
10/11	Eagles	P	3	25	8.3	12	0	0	0	0.0	0	0	W	38-29
10/18	Browns	S	4	68	17.0	28t	1	0	0	0.0	0	0	W	38-7
10/25	at Titans	P	0	0	0.0	0	0	0	0	0.0	0	0	W	27-24
11/01	at Ravens	P	0	0	0.0	0	0	0	0	0.0	0	0	W	28-24
11/08	at Cowboys	S	1	17	17.0	17t	1	0	0	0.0	0	0	W	24-19
11/15	Bengals	S	2	30	15.0	16	0	0	0	0.0	0	0	W	36-10
11/22	at Jaguars	P	1	12	12.0	12	0	0	0	0.0	0	0	W	27-3
12/02	Ravens	P	2	19	9.5	16	0	0	0	0.0	0	0	W	19-14
12/07	Washington	S	2	80	40.0	50t	1	0	0	0.0	0	0	L	17-23
12/13	at Bills	P	3	29	9.7	19t	1	0	0	0.0	0	0	L	15-26
12/21	at Bengals	S	0	0	0.0	0	0	0	0	0.0	0	0	L	17-27
12/27	Colts	P	2	20	10.0	13	0	0	0	0.0	0	0	W	28-24
01/03	at Browns	S	0	0	0.0	0	0	0	0	0.0	0	0	L	22-24
2020 TOTALS		16-7	30	392	13.1	50T	5	0	0	0.0	0	0	12-4	

2021 GAME-BY-GAME REGULAR-SEASON STATISTICS (STEELERS)

			RECEIVING					RUSHING					W/L	SCORE
DATE	OPPONENT	P/S	NO.	YDS.	AVG.	LG	TD	NO.	YDS.	AVG.	LG	TD		
09/12	at Bills	P	2	10	5.0	9	0	0	0	0.0	0	0	W	23-16
09/19	Raiders	P	0	0	0.0	0	0	0	0	0.0	0	0	L	17-26
2021 TOTALS		2-0	2	10	5.0	9	0	0	0	0.0	0	0	1-1	

2020 GAME-BY-GAME POSTSEASON STATISTICS (STEELERS)

			RECEIVING					RUSHING					W/L	SCORE
DATE	OPPONENT	P/S	NO.	YDS.	AVG.	LG	TD	NO.	YDS.	AVG.	LG	TD		
01/10	Browns	P	5	72	14.4	27	0	0	0	0.0	0	0	L	37-48
2020 TOTALS		1-0	5	72	14.4	27	0	0	0	0.0	0	0	0-1	



44

DEREK WATT

FULLBACK

HEIGHT: 6-2 BIRTHPLACE Pewaukee, WI
WEIGHT: 234 HOW ACQUIRED: UFA '20
COLLEGE: Wisconsin NFL EXPERIENCE: 6th year
BORN: Nov. 7, 1992 (28)

REGULAR SEASON COMPARISON: RECEIVING - CINCINNATI BENGALS

DATE	OPP	W/L	GP/GS	REC	YDS.	AVG.	TD	LG	TGTS	YAC
12/9/18	LAC vs. CIN	W	P	1	2	2.0	0	2	1	2
TOTALS		1/0	1/0	1	2	2.0	0	2	1	2

DEREK WATT'S NFL REGULAR SEASON RUSHING/RECEIVING STATISTICS													
DATE	TEAM	GP	GS	RUSHING					RECEIVING				
				NO.	YDS.	AVG.	LG	TD	NO.	YDS.	AVG.	LG	TD
2016	Chargers	16	2	2	4	2.0	2	0	4	83	20.8	53	0
2017	Chargers	16	4	6	24	4.0	17	0	2	35	17.5	23	0
2018	Chargers	16	5	4	11	2.8	8	0	1	2	2.0	2	0
2019	Chargers	16	2	7	10	1.4	3	1	3	32	10.7	21	0
2020	Steelers	12	0	0	0	0.0	0	0	0	0	0.0	0	0
2021	Steelers	2	0	0	0	0.0	0	0	0	0	0.0	0	0
NFL TOTALS		78	13	19	49	2.6	17	1	10	152	15.2	53	0

DEREK WATT'S NFL POSTSEASON RUSHING/RECEIVING STATISTICS													
DATE	TEAM	GP	GS	RUSHING					RECEIVING				
				NO.	YDS.	AVG.	LG	TD	NO.	YDS.	AVG.	LG	TD
2018	Chargers	2	0	0	0	0.0	0	0	1	1	1.0	1	0
2020	Steelers	1	0	2	2	1.0	2	0	0	0	0.0	0	0
NFL TOTALS		3	0	2	2	1.0	2	0	1	1	1.0	1	0

DEREK WATT'S NFL REGULAR SEASON RETURN STATISTICS												
DATE	TEAM	RET.	YDS.	AVG.	LG	TD	PUNT RETURNS					TD
							NO.	FC	YDS.	AVG.	LG	
2016	Chargers	0	0	0.0	0	0	0	0	0	0.0	0	0
2017	Chargers	0	0	0.0	0	0	0	0	0	0.0	0	0
2018	Chargers	0	0	0.0	0	0	0	0	0	0.0	0	0
2019	Chargers	0	0	0.0	0	0	0	0	0	0.0	0	0
2020	Steelers	0	0	0.0	0	0	0	0	0	0.0	0	0
2021	Steelers	0	0	0.0	0	0	0	0	0	0.0	0	0
NFL TOTALS		0	0	0.0	0	0	0	0	0	0.0	0	0

DEREK WATT'S NFL POSTSEASON RETURN STATISTICS												
DATE	TEAM	RET.	YDS.	AVG.	LG	TD	PUNT RETURNS					TD
							NO.	FC	YDS.	AVG.	LG	
2018	Chargers	0	0	0.0	0	0	0	0	0	0.0	0	0
2020	Steelers	0	0	0.0	0	0	0	0	0	0.0	0	0
NFL TOTALS		0	0	0.0	0	0	0	0	0	0.0	0	0

SINGLE-GAME HIGHS: RUSHING/RECEIVING

Rush Attempts	2 at Jacksonville Jaguars, Dec 08, 2019 2 vs. Indianapolis Colts, Sep 08, 2019 ...2 more at 2.	Longest Receptions	53 at Denver Broncos, Oct 30, 2016 23 at New York Jets, Dec 24, 2017
Rushing Yards	17 vs. Buffalo Bills, Nov 19, 2017 8 at Denver Broncos, Dec 30, 2018	All-Purpose Yards	53 at Denver Broncos, Oct 30, 2016 26 at New York Jets, Dec 24, 2017
Longest Runs	17 vs. Buffalo Bills, Nov 19, 2017 8 at Denver Broncos, Dec 30, 2018	Special Teams Tackles	5 at Oakland Raiders, Nov 07, 2019 2 at New York Giants, Sep 14, 2020 ...3 more at 2.
Rushing TDs	1 at Jacksonville Jaguars, Dec 08, 2019	Miscellaneous Tackles	1 at Oakland Raiders, Oct 09, 2016
Receptions	1 vs. Denver Broncos, Oct 06, 2019 1 at Miami Dolphins, Sep 29, 2019 ...8 more at 1.	Most TDs	1 at Jacksonville Jaguars, Dec 08, 2019
Receiving Yards	53 at Denver Broncos, Oct 30, 2016 23 at New York Jets, Dec 24, 2017		

SINGLE-GAME HIGHS - POSTSEASON: RUSHING/RECEIVING

Rush Attempts	2 vs. Cleveland Browns, Jan 10, 2021	Receiving Yards	1 at Baltimore Ravens, Jan 06, 2019
Rushing Yards	2 vs. Cleveland Browns, Jan 10, 2021	Longest Receptions	1 at Baltimore Ravens, Jan 06, 2019
Longest Runs	2 vs. Cleveland Browns, Jan 10, 2021	All-Purpose Yards	2 vs. Cleveland Browns, Jan 10, 2021
Receptions	1 at Baltimore Ravens, Jan 06, 2019		1 at Baltimore Ravens, Jan 06, 2019
		Special Teams Tackles	1 vs. Cleveland Browns, Jan 10, 2021

2016 GAME-BY-GAME REGULAR-SEASON STATISTICS (CHARGERS)

DATE	OPPONENT	P/S	RUSHING					RECEIVING					W/L	SCORE
			NO.	YDS.	AVG.	LG	TD	NO.	YDS.	AVG.	LG	TD		
09/11	at Chiefs	P	0	0	0.0	0	0	0	0	0.0	0	0	L	27-33+
09/18	Jaguars	S	0	0	0.0	0	0	0	0	0.0	0	0	W	38-14
09/25	at Colts	P	0	0	0.0	0	0	1	6	6.0	6	0	L	22-26
10/02	Saints	P	0	0	0.0	0	0	0	0	0.0	0	0	L	34-35
10/09	at Raiders	P	1	2	2.0	2	0	0	0	0.0	0	0	L	31-34
10/13	Broncos	P	0	0	0.0	0	0	1	8	8.0	8	0	W	21-13
10/23	at Falcons	P	0	0	0.0	0	0	0	0	0.0	0	0	W	33-30+
10/30	at Broncos	P	0	0	0.0	0	0	1	53	53.0	53	0	L	19-27
11/06	Titans	P	0	0	0.0	0	0	0	0	0.0	0	0	W	43-35
11/13	Dolphins	P	0	0	0.0	0	0	0	0	0.0	0	0	L	24-31
11/27	at Texans	S	0	0	0.0	0	0	0	0	0.0	0	0	W	21-13
12/04	Buccaneers	P	1	2	2.0	2	0	0	0	0.0	0	0	L	21-28
12/11	at Panthers	P	0	0	0.0	0	0	0	0	0.0	0	0	L	16-28
12/18	Raiders	P	0	0	0.0	0	0	0	0	0.0	0	0	L	16-19
12/24	at Browns	P	0	0	0.0	0	0	1	16	16.0	16	0	L	17-20
01/01	Chiefs	P	0	0	0.0	0	0	0	0	0.0	0	0	L	27-37
2016 TOTALS			16-2	2	4	2.0	2	0	4	83	20.8	53	0	5-11
+ Overtime														

2017 GAME-BY-GAME REGULAR-SEASON STATISTICS (CHARGERS)

DATE	OPPONENT	P/S	RUSHING					RECEIVING					W/L	SCORE
			NO.	YDS.	AVG.	LG	TD	NO.	YDS.	AVG.	LG	TD		
09/11	at Broncos	S	0	0	0.0	0	0	0	0	0.0	0	0	L	21-24
09/17	Dolphins	S	1	0	0.0	0	0	0	0	0.0	0	0	L	17-19
09/24	Chiefs	P	0	0	0.0	0	0	0	0	0.0	0	0	L	10-24
10/01	Eagles	P	0	0	0.0	0	0	0	0	0.0	0	0	L	24-26
10/08	at Giants	P	0	0	0.0	0	0	0	0	0.0	0	0	W	27-22
10/15	at Raiders	P	0	0	0.0	0	0	0	0	0.0	0	0	W	17-16
10/22	Broncos	P	0	0	0.0	0	0	0	0	0.0	0	0	W	21-0
10/29	at Patriots	S	0	0	0.0	0	0	0	0	0.0	0	0	L	13-21
11/12	at Jaguars	P	0	0	0.0	0	0	1	12	12.0	12	0	L	17-20+
11/19	Bills	P	2	17	8.5	17	0	0	0	0.0	0	0	W	54-24
11/23	at Cowboys	P	0	0	0.0	0	0	0	0	0.0	0	0	W	28-6
12/03	Browns	P	0	0	0.0	0	0	0	0	0.0	0	0	W	19-10
12/10	Washington	P	1	2	2.0	2	0	0	0	0.0	0	0	W	30-13
12/16	at Chiefs	P	0	0	0.0	0	0	0	0	0.0	0	0	L	13-30
12/24	at Jets	S	1	3	3.0	3	0	1	23	23.0	23	0	W	14-7
12/31	Raiders	P	1	2	2.0	2	0	0	0	0.0	0	0	W	30-10
2017 TOTALS			16-4	6	24	4.0	17	0	2	35	17.5	23	0	9-7
+ Overtime														

2018 GAME-BY-GAME REGULAR-SEASON STATISTICS (CHARGERS)

DATE	OPPONENT	P/S	RUSHING					RECEIVING					W/L	SCORE
			NO.	YDS.	AVG.	LG	TD	NO.	YDS.	AVG.	LG	TD		
09/09	Chiefs	P	1	1	1.0	1	0	0	0	0.0	0	0	L	28-38
09/16	at Bills	P	0	0	0.0	0	0	0	0	0.0	0	0	W	31-20
09/23	at Rams	P	0	0	0.0	0	0	0	0	0.0	0	0	L	23-35
09/30	49ers	P	0	0	0.0	0	0	0	0	0.0	0	0	W	29-27
10/07	Raiders	P	0	0	0.0	0	0	0	0	0.0	0	0	W	26-10
10/14	at Browns	P	0	0	0.0	0	0	0	0	0.0	0	0	W	38-14
10/21	Titans	P	0	0	0.0	0	0	0	0	0.0	0	0	W	20-19
11/04	at Seahawks	S	0	0	0.0	0	0	0	0	0.0	0	0	W	25-17
11/11	at Raiders	S	2	2	1.0	2	0	0	0	0.0	0	0	W	20-6
11/18	Broncos	P	0	0	0.0	0	0	0	0	0.0	0	0	L	22-23
11/25	Cardinals	S	0	0	0.0	0	0	0	0	0.0	0	0	W	45-10
12/02	at Steelers	P	0	0	0.0	0	0	0	0	0.0	0	0	W	33-30
12/09	Bengals	P	0	0	0.0	0	0	1	2	2.0	2	0	W	26-21
12/13	at Chiefs	S	0	0	0.0	0	0	0	0	0.0	0	0	W	29-28
12/22	Ravens	S	0	0	0.0	0	0	0	0	0.0	0	0	L	10-22
12/30	at Broncos	P	1	8	8.0	8	0	0	0	0.0	0	0	W	23-9
2018 TOTALS			16-5	4	11	2.8	8	0	1	2	2.0	2	0	12-4

2019 GAME-BY-GAME REGULAR-SEASON STATISTICS (CHARGERS)

RUSHING							RECEIVING							W/L	SCORE
DATE	OPPONENT	P/S	NO.	YDS.	AVG.	LG	TD	NO.	YDS.	AVG.	LG	TD			
09/08	Colts	P	2	4	2.0	2	0	0	0	0.0	0	0	W	30-24+	
09/15	at Lions	P	0	0	0.0	0	0	1	3	3.0	3	0	L	10-13	
09/22	Texans	P	1	-1	-1.0	-1	0	0	0	0.0	0	0	L	20-27	
09/29	at Dolphins	P	0	0	0.0	0	0	1	21	21.0	21	0	W	30-10	
10/06	Broncos	P	0	0	0.0	0	0	1	8	8.0	8	0	L	13-20	
10/13	Steelers	P	0	0	0.0	0	0	0	0	0.0	0	0	L	17-24	
10/20	at Titans	P	0	0	0.0	0	0	0	0	0.0	0	0	L	20-23	
10/27	at Bears	P	1	2	2.0	2	0	0	0	0.0	0	0	W	17-16	
11/03	Packers	P	0	0	0.0	0	0	0	0	0.0	0	0	W	26-11	
11/07	at Raiders	P	1	1	1.0	1	0	0	0	0.0	0	0	L	24-26	
11/18	Chiefs	S	0	0	0.0	0	0	0	0	0.0	0	0	L	17-24	
12/01	at Broncos	P	0	0	0.0	0	0	0	0	0.0	0	0	L	20-23	
12/08	at Jaguars	P	2	4	2.0	3	1	0	0	0.0	0	0	W	45-10	
12/15	Vikings	S	0	0	0.0	0	0	0	0	0.0	0	0	L	10-39	
12/22	Raiders	P	0	0	0.0	0	0	0	0	0.0	0	0	L	17-24	
12/29	at Chiefs	P	0	0	0.0	0	0	0	0	0.0	0	0	L	21-31	
2019 TOTALS		16-2	7	10	1.4	3	1	3	32	10.7	21	0	5-11		
+ - Overtime															

2020 GAME-BY-GAME REGULAR-SEASON STATISTICS (STEELERS)

		RUSHING						RECEIVING							
DATE	OPPONENT	P/S	NO.	YDS.	AVG.	LG	TD	NO.	YDS.	AVG.	LG	TD	W/L	SCORE	
09/14	at Giants	P	0	0	0.0	0	0	0	0	0.0	0	0	W	26-16	
09/20	Broncos	P	0	0	0.0	0	0	0	0	0.0	0	0	W	26-21	
09/27	Texans	P	0	0	0.0	0	0	0	0	0.0	0	0	W	28-21	
10/11	Eagles												W	38-29	
10/18	Browns	P	0	0	0.0	0	0	0	0	0.0	0	0	W	38-7	
10/25	at Titans												W	27-24	
11/01	at Ravens												W	28-24	
11/08	at Cowboys												W	24-19	
11/15	Bengals	P	0	0	0.0	0	0	0	0	0.0	0	0	W	36-10	
11/22	at Jaguars	P	0	0	0.0	0	0	0	0	0.0	0	0	W	27-3	
12/02	Ravens	P	0	0	0.0	0	0	0	0	0.0	0	0	W	19-14	
12/07	Washington	P	0	0	0.0	0	0	0	0	0.0	0	0	L	17-23	
12/13	at Bills	P	0	0	0.0	0	0	0	0	0.0	0	0	L	15-26	
12/21	at Bengals	P	0	0	0.0	0	0	0	0	0.0	0	0	L	17-27	
12/27	Colts	P	0	0	0.0	0	0	0	0	0.0	0	0	W	28-24	
01/03	at Browns	P	0	0	0.0	0	0	0	0	0.0	0	0	L	22-24	
2020 TOTALS		12-0	0	0	0.0	0	0	0	0	0.0	0	0	12-4		

2021 GAME-BY-GAME REGULAR-SEASON STATISTICS (STEELERS)


			RUSHING					RECEIVING						
DATE	OPPONENT	P/S	NO.	YDS.	AVG.	LG	TD	NO.	YDS.	AVG.	LG	TD	W/L	SCORE
09/12	at Bills	P	0	0	0.0	0	0	0	0	0.0	0	0	W	23-16
09/19	Raiders	P	0	0	0.0	0	0	0	0	0.0	0	0	L	17-26
2021 TOTALS		2-0	0	0	0.0	0	0	0	0	0.0	0	0	1-1	

2018 GAME-BY-GAME POSTSEASON STATISTICS (CHARGERS)

			RUSHING					RECEIVING						
DATE	OPPONENT	P/S	NO.	YDS.	AVG.	LG	TD	NO.	YDS.	AVG.	LG	TD	W/L	SCORE
01/06	at Ravens	P	0	0	0.0	0	0	1	1	1.0	1	0	W	23-17
01/13	at Patriots	P	0	0	0.0	0	0	0	0	0.0	0	0	L	28-41
2018 TOTALS		2-0	0	0	0.0	0	0	1	1	1.0	1	0	1-1	

2020 GAME-BY-GAME POSTSEASON STATISTICS (STEELERS)

			RUSHING					RECEIVING						
DATE	OPPONENT	P/S	NO.	YDS.	AVG.	LG	TD	NO.	YDS.	AVG.	LG	TD	W/L	SCORE
01/10	Browns	P	2	2	1.0	2	0	0	0	0.0	0	0	L	37-48
2020 TOTALS		1-0	2	2	1.0	2	0	0	0	0.0	0	0	0-1	



90

T.J. WATT

LINEBACKER

HEIGHT: 6-4

WEIGHT: 252

COLLEGE: Wisconsin

BORN: Oct. 11, 1994 (26)

BIRTHPLACE: Pewaukee, WI

HOW ACQUIRED: D1 '17

NFL EXPERIENCE: 5th year

AP PRO BOWL

AP PRO BOWL

AP PRO BOWL

AP PRO BOWL

REGULAR SEASON COMPARISON: DEFENSIVE - CINCINNATI BENGALS

DATE	OPP	W/L	GP/GS	TOT	TACKLES SOLO	ASST	SACK	YDS.	INT	TFL	PD	QBH	TD	MISC FF	FR
10/22/17	PIT vs. CIN	W	S	6	5	1	1.0	7.0	0	1	0	3	0	0	0
12/4/17	PIT @ CIN	W	S	1	0	1	0.0	0.0	0	0	0	0	0	0	0
10/14/18	PIT @ CIN	W	S	2	1	1	0.0	0.0	0	0	1	0	0	0	0
12/30/18	PIT vs. CIN	W	S	7	4	3	1.0	6.0	0	0	0	0	0	2	0
9/30/19	PIT vs. CIN	W	S	2	1	1	1.5	9.0	0	1	0	3	0	0	1
11/24/19	PIT @ CIN	W	S	2	2	0	1.0	9.0	0	1	1	1	0	1	0
11/15/20	PIT vs. CIN	W	S	4	4	0	2.0	15.0	0	2	0	4	0	0	0
12/21/20	PIT @ CIN	L	S	4	4	0	1.0	11.0	0	3	0	1	0	0	0
TOTALS		7/1	8/8	28	21	7	7.5	57.0	0	8	2	12	0	3	1

T.J. WATT'S NFL REGULAR SEASON DEFENSIVE STATISTICS

TACKLES											INTERCEPTIONS					O. FUMB.					ST				MISC		
DATE	TEAM	GP	GS	TK	S	A	TFL	YDS	SK	YDS	QBH	NO	YDS	LG	TD	PD	FF	FR	TD	YDS	TK	S	A	FF	FR	S	A
2017	Steelers	15	15	52	39	13	10	42	7.0	36.0	13	1	17	17	0	7	1	0	0	2	1	1	0	0	0	0	0
2018	Steelers	16	16	68	50	18	12	63	13.0	87.0	21	0	0	0	0	3	6	0	0	0	0	0	0	0	0	0	
2019	Steelers	16	16	55	35	20	14	56	14.5	104.0	36	2	7	7	0	8	4	0	0	0	0	0	0	0	0	0	
2020	Steelers	15	15	53	43	10	23	119	15.0	112.5	41	1	0	0	0	7	2	0	0	0	0	0	0	0	0	0	
2021	Steelers	2	2	7	6	1	1	5	3.0	11.0	6	0	0	0	0	0	2	0	0	0	0	0	0	0	0	0	
NFL TOTALS		64	64	235	173	62	60	285	52.5	350.5	117	4	24	17	0	25	19	4	0	0	2	1	1	0	0	0	0

T.J. WATT'S NFL POSTSEASON DEFENSIVE STATISTICS

DATE	TEAM	GP	GS	TK	S	A	TFL	YDS	SK	YDS	QBH	NO	YDS	LG	TD	PD	FF	FR	TD	YDS	TK	S	A	FF	FR	S	A
2017	Steelers	1	1	2	1	1	0	0	0.0	0.0	2	0	0	0	0	1	0	0	0	0	0	0	0	0	0	0	0
2020	Steelers	1	1	3	2	1	1	1	0.0	0.0	0	0	0	0	0	1	0	0	0	0	0	0	0	0	0	0	0
NFL TOTALS		2	2	5	3	2	1	1	0.0	0.0	2	0	0	0	0	2	0	0	0	0	0	0	0	0	0	0	0

SINGLE-GAME HIGHS: DEFENSIVE

Total Tackles	10 at Cleveland Browns, Sep 09, 2018 8 vs. Atlanta Falcons, Oct 07, 2018 ...1 more at 8.	Tackles For Loss	4 at Cleveland Browns, Sep 09, 2018 3 at Cincinnati Bengals, Dec 21, 2020 ...5 more at 3.
Sacks	3.0 vs. Atlanta Falcons, Oct 07, 2018 3.0 at Cleveland Browns, Sep 09, 2018	Interceptions	1 at New York Giants, Sep 14, 2020 1 at Arizona Cardinals, Dec 08, 2019 ...2 more at 1.
Passes Defensed	3 at Dallas Cowboys, Nov 08, 2020 2 at New York Giants, Sep 14, 2020 ...1 more at 2.	Interception Return Yards	17 at Cleveland Browns, Sep 10, 2017 7 at San Francisco 49ers, Sep 22, 2017
Forced Fumbles	2 vs. Miami Dolphins, Oct 28, 2019 2 vs. Cincinnati Bengals, Dec 30, 2018 ...1 more at 2.	Special Teams Tackles	1 vs. Tennessee Titans, Nov 16, 2017 1 at Cleveland Browns, Sep 10, 2017
Fumble Recoveries	1 at New York Jets, Dec 22, 2019 1 vs. Miami Dolphins, Oct 28, 2019 ...2 more at 1.		

SINGLE-GAME HIGHS - POSTSEASON: DEFENSIVE

Total Tackles	3 vs. Cleveland Browns, Jan 10, 2021 2 vs. Jacksonville Jaguars, Jan 14, 2018	Tackles For Loss	1 vs. Cleveland Browns, Jan 10, 2021
Passes Defensed	1 vs. Cleveland Browns, Jan 10, 2021 1 vs. Jacksonville Jaguars, Jan 14, 2018		

[illegible][illegible][illegible]

REGULAR SEASON COMPARISON: DEFENSIVE - CINCINNATI BENGALS

DATE	OPP	W/L	GP/GS	TACKLES							MISC				
				TOT	SOLO	ASST	SACK	YDS.	INT	TFL	PD	QBH	TD	FF	FR
9/15/19	SF @ CIN	W	S	5	3	2	0.0	0.0	0	0	2	0	0	0	0
TOTALS		1/0	1/1	5	3	2	0.0	0.0	0	0	2	0	0	0	0

AHKELLO WITHERSPOON'S NFL REGULAR SEASON DEFENSIVE STATISTICS

				FACLES								INTERDEPENDS							O F JUMB						ST				MISC
DATE	TEAM	GP	GS	TK	S	A	TL	YDS	SK	YDS	QBH	NO	YDS	LG	TD	PD	FF	FR	TRD	YDS	TK	S	A	FF	FR	TRD	YDS		
2017	49ers	12	9	32	28	4	0	0	0.0	0.0	0	2	42	23	0	7	1	0	0	0	0	0	0	0	0	0	0		
2018	49ers	14	12	37	30	7	0	0	0.0	0.0	0	0	0	0	0	0	0	0	0	0	0	0	0	0	0	0			
2019	49ers	10	8	28	24	1	1	2	0.0	0.0	0	0	1	25	25t	1	9	0	0	0	0	0	0	0	0	0			
2020	49ers	11	4	19	16	3	1	1	0.0	0.0	0	1	0	0	0	4	0	0	0	0	1	1	0	0	0	0			
2021	Steelers	1	0	0	0	0	0	0	0.0	0.0	0	0	0	0	0	0	0	0	0	0	0	0	0	0	0	0			
NFL TOTALS		48	33	116	98	18	2	3	0.0	0.0	0	4	67	25T	1	24	1	0	0	0	0	1	1	0	0	1	0		

AHKELLO WITHERSPOON'S NFL POSTSEASON DEFENSIVE STATISTICS

						TACKLES						INTERCEPTIONS						OFRUMBS						SET						MISC	
DATE	TEAM	GP	GS	TK	S	A	TFL	YDS	SK	YDS	QBH	NO	YDS	LG	TD	PD	FF	FR	TD	YDS	TK	S	A	FF	FR	S	MISC				
2019	49ers	3	1	1	1	0	0	0	0.0	0.0	0	0	0	0	0	0	0	0	0	0	3	1	2	0	0	0	0	0			
NFL TOTALS		3	1	1	1	0	0	0	0.0	0.0	0	0	0	0	0	0	0	0	0	0	3	1	2	0	0	0	0	0			

SINGLE-GAME HIGHS: DEFENSIVE

Total Tackles	7 at Arizona Cardinals, Dec 26, 2020	Interceptions	1 at Arizona Cardinals, Dec 26, 2020
	5 at New York Jets, Sep 20, 2020		1 at Tampa Bay Buccaneers, Sep 08, 2019
	...4 more at 5.		...2 more at 1.
Passes Defensed	3 at Tampa Bay Buccaneers, Sep 08, 2019	Interception Return Yards	25 at Tampa Bay Buccaneers, Sep 08, 2019
	2 at Dallas Cowboys, Dec 20, 2020		23 vs. Jacksonville Jaguars, Dec 24, 2017
	...3 more at 2.		
Forced Fumbles	1 at Los Angeles Rams, Dec 31, 2017	Special Teams Tackles	1 at New England Patriots, Oct 25, 2020
	1 at Arizona Cardinals, Dec 26, 2020		Special Teams Fumble Recoveries 1 at Minnesota Vikings, Sep 09, 2018
	1 vs. Pittsburgh Steelers. Sep 22, 2019		

SINGLE-GAME HIGHS - POSTSEASON: DEFENSIVE

Total Tackles	1 vs. Minnesota Vikings, Jan 11, 2020	Special Teams Tackles	2 vs. Green Bay Packers, Jan 19, 2020 1 at Kansas City Chiefs, Feb 02, 2020
----------------------	---------------------------------------	------------------------------	--

2017 GAME-BY-GAME REGULAR-SEASON STATISTICS (49ERS)

			TACKLES								INTERCEPTIONS						O. FUMB.				ST				MISC.			
DATE	OPPONENT	P/S	TK	S	A	SK	YDS	TFL	YDS	QBH	NO	YDS	LG	TD	PD	FF	FR	TD	YDS	TK	S	A	FF	FR	S	A	W/L	SCORE
09/10	Panthers		INACTIVE																	L	3-23							
09/17	@ Seahawks		ON INACTIVE LIST																	L	9-12							
09/21	Rams		ON INACTIVE LIST																	L	39-41							
10/01	@ Cardinals		INACTIVE																	L	15-18+							
10/08	@ Colts	P	1	1	0	0.0	0.0	0	0	0	0	0	0	0	0	0	0	0	0	0	0	0	0	0	0	0	L	23+26+
10/15	@ Washington	P	2	1	1	0.0	0.0	0	0	0	0	0	0	0	0	0	0	0	0	0	0	0	0	0	0	0	L	24-26
10/22	Cowboys	P	3	3	0	0.0	0.0	0	0	0	0	0	0	0	0	0	0	0	0	0	0	0	0	0	0	0	L	10-40
10/29	@ Eagles	S	3	3	0	0.0	0.0	0	0	0	1	19	19	0	1	0	0	0	0	0	0	0	0	0	0	0	L	10-33
11/05	Cardinals	S	4	3	1	0.0	0.0	0	0	0	0	0	0	0	0	0	0	0	0	0	0	0	0	0	0	0	L	10-20
11/12	Giants	S	3	3	0	0.0	0.0	0	0	0	0	0	0	0	1	0	0	0	0	0	0	0	0	0	0	0	W	31-21
11/26	Seahawks	S	1	1	0	0.0	0.0	0	0	0	0	0	0	0	1	0	0	0	0	0	0	0	0	0	0	0	L	13-24
12/03	@ Bears	S	1	1	0	0.0	0.0	0	0	0	0	0	0	0	0	0	0	0	0	0	0	0	0	0	0	0	W	15-14
12/10	@ Texans	S	3	2	1	0.0	0.0	0	0	0	0	0	0	0	0	0	0	0	0	0	0	0	0	0	0	0	W	26-16
12/17	Titans	S	4	4	0	0.0	0.0	0	0	0	0	0	0	0	1	0	0	0	0	0	0	0	0	0	0	0	W	25-23
12/24	Jaguars	S	3	2	1	0.0	0.0	0	0	0	1	23	23	0	2	0	0	0	0	0	0	0	0	0	0	0	W	44-33
12/31	@ Rams	S	4	4	0	0.0	0.0	0	0	0	0	0	0	0	1	1	0	0	0	0	0	0	0	0	0	0	W	34-13
2017 TOTALS		12-9	32	28	4	0.0	0.0	0	0	0	2	42	23	0	7	1	0	0	0	0	0	0	0	0	0	0	6-10	
± Overtime																												



95

CHRIS WORMLEY

DEFENSIVE LINEMAN

HEIGHT: 6-5 BIRTHPLACE: Toledo, OH
WEIGHT: 300 HOW ACQUIRED: TR '20 (BAL)
COLLEGE: Michigan NFL EXPERIENCE: 5th year
BORN: Oct. 25, 1993 (27)

REGULAR SEASON COMPARISON: DEFENSIVE - CINCINNATI BENGALS

DATE	OPP	W/L	GP/GS	TACKLES				ASST	SACK	YDS.	INT	TFL	PD	QBH	TD	MISC	
				SOLO	ASS	SK	YDS									FF	FR
9/13/18	BLT @ CIN	L	S	2	2	0	0.0	0	0.0	0.0	0	1	0	0	0	0	0
11/18/18	BLT vs. CIN	W	P	1	1	0	0.0	0	0.0	0.0	0	0	0	0	0	0	0
10/13/19	BLT vs. CIN	W	S	2	1	1	0.0	0	0.0	0.0	0	0	0	0	0	0	0
11/10/19	BLT @ CIN	W	S	4	3	1	1.0	1	1.0	7.0	0	2	0	2	0	0	0
TOTALS		3/1	4/3	9	7	2	1.0	2	1.0	7.0	0	3	0	2	0	0	0

CHRIS WORMLEY'S NFL REGULAR SEASON DEFENSIVE STATISTICS

DATE	TEAM	GP	GS	TACKLES								INTERCEPTIONS				O. FUMB				ST				MISC	
				TK	S	A	TFL	YDS	SK	YDS	QBH	NO	YDS	LG	TD	PD	FF	FR	TD	YDS	TK	S	A	FF	FR
2017	Ravens	7	2	5	5	0	0	0	0.0	0.0	1	0	0	0	0	0	0	0	0	0	0	0	0	0	0
2018	Ravens	16	6	16	13	3	2	7	1.0	6.0	2	0	0	0	5	0	0	0	0	0	0	0	0	0	0
2019	Ravens	16	7	33	17	16	2	9	1.5	7.0	6	0	0	0	2	0	0	0	0	0	0	0	0	0	0
2020	Steelers	13	1	8	3	5	1	9	1.0	9.0	3	0	0	0	0	0	0	0	0	0	0	0	0	0	0
2021	Steelers	2	1	2	1	1	0	0	0.0	0.0	0	0	0	0	1	0	0	0	0	0	0	0	0	0	0
NFL TOTALS		54	17	64	39	25	5	25	3.5	22.0	12	0	0	0	8	0	0	0	0	0	0	0	0	0	0

CHRIS WORMLEY'S NFL POSTSEASON DEFENSIVE STATISTICS

		TACKLES										INTERCEPTIONS				O. FUMB				ST				MISC			
DATE	TEAM	GP	GS	TK	S	A	TFL	YDS	SK	YDS	QBH	NO	YDS	LG	TD	PD	FF	FR	TD	YDS	TK	S	A	FF	FR	S	A
2018	Ravens	1	0	2	2	0	0	0.0	0.0	0.0	0	0	0	0	0	0	0	0	0	0	0	0	0	0	0	0	0
2019	Ravens	1	1	3	2	1	0	0	0.0	0.0	0	0	0	0	0	0	0	0	0	0	0	0	0	0	0	0	0
2020	Steelers	1	0	0	0	0	0	0	0.0	0.0	0	0	0	0	0	0	0	0	0	0	0	0	0	0	0	0	0
NFL TOTALS		3	1	5	4	1	0	0	0.0	0.0	0	0	0	0	0	0	0	0	0	0	0	0	0	0	0	0	0

SINGLE-GAME HIGHS: DEFENSIVE

- Total Tackles
 - 4 vs. Pittsburgh Steelers, Dec 29, 2019
 - 4 at Cleveland Browns, Dec 22, 2019
 - ...2 more at 4.
- Sacks
 - 1.0 at Cleveland Browns, Jan 03, 2021
 - 1.0 at Cincinnati Bengals, Nov 10, 2019
 - ...1 more at 1.0.
- Passes Defended
 - 2 vs. Buffalo Bills, Sep 09, 2018
 - 1 vs. Las Vegas Raiders, Sep 19, 2021
 - ...5 more at 1.
- Tackles For Loss
 - 2 at Cincinnati Bengals, Nov 10, 2019
 - 1 at Cleveland Browns, Jan 03, 2021
 - ...2 more at 1.

SINGLE-GAME HIGHS - POSTSEASON: DEFENSIVE

- Total Tackles
 - 3 vs. Tennessee Titans, Jan 11, 2020
 - 2 vs. Los Angeles Chargers, Jan 06, 2019

2017 GAME-BY-GAME REGULAR-SEASON STATISTICS (RAVENS)

DATE	OPPONENT	P/S	TACKLES				YDS	QBH	INTERCEPTIONS				O. FUMB				ST				MISC		W/L	SCORE
			TK	S	A	SK			NO	YDS	LG	TD	PD	FF	FR	TD	YDS	TK	S	A	FF	FR	S	A
09/10	at Bengals								INACTIVE														W	20-0
09/17	Browns								INACTIVE														W	24-10
09/24	at Jaguars								INACTIVE														L	7-44
10/01	Steelers								INACTIVE														L	9-26
10/08	at Raiders	P	1	1	0	0.0	0.0	0	0	0	0	0	0	0	0	0	0	0	0	0	0	0	W	30-17
10/15	Bears	S	2	2	0	0.0	0.0	0	0	0	0	0	0	0	0	0	0	0	0	0	0	0	L	24-27+
10/22	at Vikings	S	1	1	0	0.0	0.0	0	0	0	0	0	0	0	0	0	0	0	0	0	0	0	L	16-24
10/26	Dolphins	P	1	1	0	0.0	0.0	0	0	0	0	0	0	0	0	0	0	0	0	0	0	0	W	40-0
11/05	at Titans	P	0	0	0	0.0	0.0	0	0	0	0	0	0	0	0	0	0	0	0	0	0	0	L	20-23
11/19	at Packers								ON INACTIVE LIST														W	23-0
11/27	Texans								INACTIVE														W	23-16
12/03	Lions								INACTIVE														W	44-20
12/10	at Steelers	P	0	0	0	0.0	0.0	0	0	0	0	0	0	0	0	0	0	0	0	0	0	0	L	38-39
12/17	at Browns								INACTIVE														W	27-10
12/23	Colts								INACTIVE														W	23-16
12/31	Bengals	P	0	0	0	0.0	0.0	0	0	0	0	0	0	0	0	0	0	0	0	0	0	0	L	27-31
2017 TOTALS		7-2	5	5	0	0.0	0.0	0	0	0	0	0	0	0	0	0	0	0	0	0	0	0	9-7	

+ - Over time

[illegible]



MIKE TOMLIN

Head Coach

YEARS WITH STEELERS: 15

NFL EXPERIENCE: 21



Mike Tomlin was named the 16th head coach in Pittsburgh Steelers history on January 22, 2007. Hired at the age of 34, Tomlin became only the third head coach hired by the Steelers since 1969.

In his 14 seasons as head coach for the Pittsburgh Steelers, Tomlin has accomplished many things that have never been done in the team's storied history. A franchise known for stability at the head coaching position, Tomlin ranks among the League's longest-tenured active head coaches entering the 2021 season.

Tomlin became the youngest head coach in NFL history to both coach in and win a Super Bowl when he led the Steelers to a 27-23 victory over the Arizona Cardinals in Super Bowl XLIII (36 years, 323 days). By winning the Super Bowl in only his second season as a head coach, he also became the fastest to win a Super Bowl title in Steelers history.

In his 14 years as head coach of the Steelers, Tomlin has led Pittsburgh to seven AFC North titles, most recently in 2020, and has guided the Steelers to the playoffs nine times, including two trips to the Super Bowl (XLIII and XLV). Tomlin has won at least five home games in each of his first 14 years, including seven out of eight regular season home wins in 2020.

Tomlin has sent a total of 66 selections to the NFL's annual Pro Bowl, including the five players who received Pro Bowl honors for the 2020 season. Additionally, Tomlin was appointed by Commissioner Roger Goodell to the NFL's Competition Committee in March 2013.

Tomlin is one of only eight coaches in League history to win a Super Bowl within his first two seasons as an NFL head coach. He is the only head coach in Steelers history to lead the team to two Super Bowls in his first four seasons at the helm, including an appearance against the Green Bay Packers in Super Bowl XLV. He is one of only two Steelers head coaches to win three division titles in his first four seasons.

Tomlin has led Pittsburgh to a 145-78-1 record in the regular season since becoming the team's head coach in 2007 - the second-best record in the NFL during that time span. His 145-78-1 regular-season record (.650) is the best start in franchise history.

In 2020, Tomlin became one of just two head coaches in NFL history to begin a head coaching tenure with at least 14 consecutive non-losing seasons - joining Marty Schottenheimer (14, 1984-97). The Steelers began the season with an 11-0 win-streak, which culminated in a 12-4 regular-season record and Tomlin's ninth AFC North title. The 11-game winning streak (9/14/20-12/2/20) tied the longest regular season winning streak in franchise history. Over the past six seasons (2013-20), Tomlin has led the team to a 26-13 record in the month of December/January.

The Steelers offense dramatically improved in 2020, scoring at least 24 points in 11 regular season games after hitting the mark just five times in 2019. However, it was Pittsburgh's defense that once again showed its teeth, either topping or sharing the league lead in 20 different defensive categories including tackles for loss (103), sacks (56.0), interceptions (18), passes defended (84), quarterback pressures (198), defensive completion percentage (56.7%) and opposing QB rating (76.7). The unit also finished second in takeaways (27) and third in scoring defense (19.5).

Finishing the regular season as the AFC's No. 3 seed, Pittsburgh produced five Pro Bowlers - offensive linemen Maurkice Pouncey and David DeCastro and defenders Minkah Fitzpatrick, Cameron Heyward and T.J. Watt - marking the fourth consecutive season in which at least five Steelers were named to the Pro Bowl.

Pittsburgh was beset with injuries in 2019. The Steelers lost quarterback Ben Roethlisberger with a season-ending elbow injury in Week 2. Running back James Conner missed six games, wide receiver Juju Smith-Schuster missed four games, and was sidelined for the majority of two others, and defensive end Stephon Tuitt missed the final 10 games of the season. Even backups - quarterback Mason Rudolph and running back Jaylen Samuels missed multiple games. Starting center Maurkice Pouncey missed three games. Starting left guard Ramon Foster and starting tight end Vance McDonald were both sidelined two games for concussions. Undrafted rookie free-agent Devlin Hodges was forced to play in eight games (six starts), and, despite an 0-3 start, Tomlin still led Pittsburgh to a record of 8-8.

Despite injuries, Pittsburgh's defense led or tied for the League-lead in sacks (54.0), quarterback hits (117), takeaways (36), fumble recoveries (17) and rush TDs allowed (7). The Steelers also ranked among the NFL's top-five in interceptions (2nd, 20), interception rate (2nd, 3.89%), passing defense (3rd, 194.6), yards per play allowed (3rd, 4.74), passes defended (3rd, 83), yards per rush allowed (3rd, 3.79), forced fumbles (t-3rd, 19), tackles for loss (t-3rd, 90), opposing passer rating (4th, 80.7), pass yards per attempt allowed (4th, 6.06), total defense (5th, 304.1), scoring defense (t-5th, 18.9) and offensive TDs allowed (5th, 30).

During the 2019 season, Tomlin reached 125 career wins in the fewest games (192) in team history, tying him with Bud Grant for the fifth-fewest games by an NFL head coach to secure 125 regular season wins. He was the third head coach in NFL history with 133 or more regular season wins in their first 13 seasons as a head coach, joining Tony Dungy: 139 and Shula: 138.

Tomlin led the Steelers to a record of 9-6-1 in 2018. With a Week 5 win against Atlanta, he and quarterback Ben Roethlisberger broke a tie with Chuck Noll and Terry Bradshaw for the most wins by a head coach-quarterback tandem in franchise history. The duo's 127 regular-season wins (2007-20) are now third-most by a head coach-quarterback pairing in NFL history, trailing only the tandems of Sean Payton/Drew Brees and Bill Belichick/Tom Brady.

Roethlisberger set single-season franchise records for touchdown passes (34), pass completions (452) and passing yards (5,129) in 2018, while leading all NFL players in pass completions and passing yardage. Wide receiver Antonio Brown led the NFL with a single-season franchise record 15 TD catches. Brown and second-year wide receiver Juju Smith-Schuster also made history, becoming the sixth wide receiver duo in NFL history and first in Steelers history to record 100 receptions and 1,000 yards apiece in a single season. Smith-Schuster was voted Team MVP for his breakout year.

With Tomlin at the helm, six Steelers were named to the Pro Bowl for their 2018 performances - the third consecutive season with at least five selections. Brown, running back James Conner, defensive tackle Cameron Heyward and offensive linemen DeCastro, Maurkice Pouncey and Villanueva all received Pro Bowl accolades.

In 2017, Tomlin led the Steelers to a 13-3 record, including a 6-0 record against the AFC North, securing his sixth division title and a No. 2 seed in the AFC for the postseason. The team's 13 wins marked the most wins in a single season in the Tomlin era.

Under Tomlin's guidance, Roethlisberger became the eighth quarterback in NFL history to reach 50,000 passing yards, finishing the 2017 season with a career total of 51,065. Brown was voted team MVP for his outstanding performance and became the first Steeler to earn the honor four times (2011, '13, '15 and '17). Brown led the league with 1,533 receiving yards and set an NFL record for the most receptions (582) and receiving yards (7,848) by a player in any five-year span in League history. For the second straight season, running back Le'Veon Bell led the AFC in scrimmage yards per game (129.7) and surpassed his own Steelers single-season record for receptions by a running back with 85. Defensively, the team led the NFL and set a Steelers single-season record with 56 sacks in 2017.

For their efforts, Roethlisberger, Brown and Bell were named to the Pro Bowl along with kicker Chris Boswell, linebacker Ryan Shazier, and offensive linemen DeCastro, Maurkice Pouncey and Villanueva. Brown, Bell and DeCastro were also named AP All-Pro, along with Heyward. Heyward and fullback Roosevelt Nix were also added to the Pro Bowl roster prior to the game.

The Steelers finished with an 11-5 record in 2016, and won each of the team's final seven regular-season games, to secure the AFC North title and No. 3 seed in the AFC for the postseason. It marked the fifth time Tomlin led the Steelers to at least 11 wins in the regular season. Pittsburgh won its first two postseason games, vs. Miami in an AFC Wild Card game and at Kansas City in an AFC Divisional Playoff, before falling to the New England Patriots in the AFC Championship Game.

Bell was voted the Steelers' MVP for his 2016 efforts. He led the NFL in scrimmage yards per game (157.0), and he became the fastest player in NFL history to reach 3,000 rushing yards and 1,500 receiving yards in his career (38 games). In the Steelers' Week 14 victory at Buffalo in 2016, Bell set the single-game team record with 236 rushing yards and tied the single-game team mark with three rushing TDs.

Roethlisberger and Brown continued to etch their names in NFL history. Roethlisberger finished the season with the ninth-most passing TDs in NFL history (301) and the 10th-most passing yards in NFL history (46,814). Brown set numerous NFL records, including one for the most receptions in a player's first 100 career regular-season games (622) and one for the most receptions in NFL history by a player in any four-year span (481).

Tomlin also reached his 100th career win in 2016 and did so in the fewest games (157) in team history. He became the eighth head coach in NFL history to reach 100 regular-season wins in their first 10 seasons.

Despite significant injuries to multiple starters during the 2015 season, the Steelers finished with a 10-6 record (2nd in the AFC North) and advanced to the Divisional Round of the playoffs. The Steelers finished third in the NFL in total offense (1st in the AFC), while the defense posted 48 sacks under first-year defensive coordinator Keith Butler. The 48 sacks were the third most in the NFL in 2015.

In 2014, Tomlin orchestrated one of the top offensive outputs in team history. The Steelers broke numerous offensive records, including points scored (436), total yards (6,577), passing yards per game (301.6) and total first downs (379). On an individual basis in 2014, Tomlin guided Roethlisberger, Brown and Bell — who all made the Pro Bowl — to record-setting years.

Arguably one of his best coaching performances may have come in the second half of the 2013 season. Despite an 0-4 and 2-6 start to the season, the Steelers finished the regular season surging to a 6-2 second-half record, falling just short of the playoffs.

In 2012, Tomlin led the Steelers to a 27-10 victory over the New York Jets in the home opener, becoming the first coach in team history to win his first six home games. The Steelers finished the season with the top-ranked overall defense (275.8 yards/game) and finished first in passing defense (185.2 yards/game).

In 2011, Tomlin led the Steelers to a 12-4 record, marking the second straight season the team posted 12 wins, which was only the second time in team history it had been achieved. The Steelers finished the season with the top-ranked total defense (271.8 ypg) and scoring defense (14.2 ppg). Pittsburgh posted a 7-1 record at home in 2011, for the second time in Tomlin's career (2007). He also had five players (Roethlisberger, Mike Wallace, Pouncey, Troy Polamalu and Brown) selected to the Pro Bowl following the season.

Tomlin's seven road wins during the 2010 regular season tied a Steelers record previously set in 1978 and 2004. The Steelers finished second in total defense under Tomlin's guidance in 2010, allowing only 276.8 yards per game. Pittsburgh led the NFL and set a team record in rushing defense, yielding only 62.8 yards per game (1,004 yards), the third-best total in NFL history dating back to 1970. The Steelers also established an NFL record in 2010 by not allowing an opponent to rush for more than 75 yards in any of their first eight games during the regular season.

In all, the Steelers' defense led the NFL in 2010 in rushing yards allowed (62.8 yds./game), points allowed (232), touchdowns allowed (22), quarterback sacks (48), rushing average (3.0), yards per play (4.5) and yards allowed on first down (4.08). It finished second in the league in passing average (6.31), turnover advantage (+14) and red-zone efficiency (40.0, tied).

Under Tomlin, the Steelers broke new ground on offense in 2009. Pittsburgh's offense ranked seventh in the NFL (ninth passing, 19th rushing) but became the first unit in team history to boast a 4,000-yard passer (Roethlisberger), two 1,000-yard receivers (Hines Ward, Santonio Holmes) and a 1,000-yard rusher (Rashard Mendenhall) in the same season. Pittsburgh's defense ranked fifth in the NFL (third vs. run, 16th vs. pass) while leading the AFC and finishing one shy of the NFL lead with 47 quarterback sacks.

The Steelers continued to be dominant at Heinz Field under Tomlin in 2009. Pittsburgh finished with a 6-2 home record after finishing 7-1 (2007) and 6-2 (2008) at home during Tomlin's first two seasons.

Tomlin finished the 2008 season with a 12-4 record and his second consecutive AFC North Division title, becoming the only Steelers head coach to win division crowns in each of his first two seasons. He also set a record with 22 regular-season wins in his first two years at the helm and is the only Steelers head coach to win at least 10 games in each of his first two seasons. Tomlin's .688 winning percentage (22-10) after two years is the best in Steelers history.

The Steelers' defense was dominant under Tomlin's guidance in 2008, leading the NFL in total defense (237.2), pass defense (156.9), points per game (13.9), total yards per play (3.9), rushing yards per attempt (3.3), passing yards per attempt (4.7) and third-down efficiency (31.4), while finishing second in rush defense (80.3).

Tomlin led the Steelers to a 10-6 record in 2007 and became just the second coach in team history to post a winning record, win a division title and earn a playoff berth in his inaugural season. Tomlin began his head coaching career by becoming only the second Steelers head coach to win his first three games. During 2007, the Steelers became just the fifth team in NFL history to win their first four home games by at least 20 points.

Tomlin guided the Steelers to the NFL's top-ranked defense in 2007, yielding only 266.4 yards per game. The Steelers' defense ranked third in the NFL against both the run (89.9 avg.) and the pass (176.5 avg.), and finished third in the league in total yards allowed per play (4.6). Pittsburgh's defense led the NFL in passing yards per play (5.7) and first downs allowed per game (15.6), and finished second in the league in points allowed per game (16.8).

The Steelers' offense finished third in the NFL in rushing (135.5 avg.) during Tomlin's first season, sparked by Willie Parker, who led the league in rushing before injuring his leg in Week 16. Roethlisberger enjoyed a record-setting season during Tomlin's first year, establishing new team records for TD passes (32) and passer rating (104.1) while earning his first career Pro Bowl appearance.

Tomlin was the NFL's second-youngest head coach in 2007, and he became only the second Steelers coach in team history to win at least 10 games during his first year at the helm. The Steelers posted a 7-1 record at home in 2007 and were 5-1 in the AFC North (3-0 at home).

Tomlin spent the 2006 season as the Minnesota Vikings' defensive coordinator. That season, the Vikings ranked eighth in the NFL in total defense and first against the run while not allowing a 100-yard rusher the entire season.

Tomlin was the defensive backs coach with the Tampa Bay Buccaneers from 2001-05. In 2002, Tomlin guided one of the most productive defensive backfields in the NFL, culminating with its performance in Super Bowl XXXVII. The secondary recorded four of the team's five interceptions, returning two for touchdowns, to help Tampa Bay capture the franchise's first Super Bowl title.

Before joining Tampa Bay's staff, Tomlin served two seasons as the defensive backs coach at the University of Cincinnati (1999-00). He took over a secondary that ranked 111th in the nation in pass defense in 1998 and helped them improve to 61st overall in his first season. Under Tomlin's direction in 2000, the Bearcats ranked eighth in the nation in interceptions as well as fourth nationally in total turnovers.

Prior to joining the Cincinnati staff, Tomlin had a short stint on the coaching staff at Tennessee-Martin and then spent two seasons at Arkansas State, coaching wide receivers in 1997 before switching to defensive backs in 1998.

Tomlin spent the 1996 season as a graduate assistant at the University of Memphis, where he worked with the Tiger defensive backs and special teams units. He began his coaching career in 1995 as wide receivers coach at Virginia Military Institute.

Tomlin was a three-year starter at wide receiver at William & Mary (1990-94) and finished his career with 101 receptions for 2,054 yards and 20 TD catches. A first-team All-Yankee Conference selection in 1994, he established a school record with a 20.2 yards-per-catch average.

Tomlin is very active in the community and was recognized, along with his wife Kiya, in February 2013, by the Chuck Cooper Foundation with the Career Achievement in Leadership Diversity and Community Service Award. Tomlin also participates in the annual ManUp Pittsburgh conference which encourages local men to be better fathers and role models.

TOMLIN'S FOOTBALL CAREER

2007-21	Pittsburgh Steelers	Head Coach
2006	Minnesota Vikings	Defensive Coordinator
2001-2005	Tampa Bay Buccaneers	Defensive Backs
1999-2000	University of Cincinnati	Defensive Backs
1998	Arkansas State University	Defensive Backs
1997		Wide Receivers
1996	University of Memphis	Graduate Assistant
1995	Virginia Military Institute	Wide Receivers



JOHN MITCHELL

Assistant Head Coach

YEARS WITH STEELERS: 28

NFL EXPERIENCE: 31



John Mitchell, the longest-tenured member of the Steelers' coaching staff, will enter his 28th season with the franchise in 2021 having served as the team's defensive line coach from 1994-2006, before being named assistant head coach/defensive line (2007-17). He was promoted to assistant head coach in 2018.

As assistant head coach, Mitchell oversees staff development among the coaching staff, works with current and former players in career development, and assists Head Coach Mike Tomlin in community-related events.

Mitchell joined the Steelers' coaching staff on January 31, 1994, and holds 49 seasons of coaching, including 15 years at the college level and two in the United States Football League.

Over Mitchell's 24-year tenure as Pittsburgh's defensive line coach, the Steelers' defensive front helped the team lead the NFL in rush defense five times and finish in the top-10 in the League a total of 18 times. The team only allowed one 100-yard rusher for a stretch of 50 straight regular-season games from 2007-10, and in 2010, the defense allowed only 62.8 rushing yards per game. That figure is a team record and is the third-lowest average in a single season out of any NFL team since the 1970 NFL merger.

In 2017, defensive team captain and defensive end Cameron Heyward led the Steelers' defense and tied for third among AFC defensive linemen with a single-season career-best 12.0 sacks and was named AFC Defensive Player of the Week twice. Heyward was named to the 2018 Pro Bowl and received Associated Press All-Pro First-Team honors.

The defensive line—Heyward, Tyson Alualu, Javon Hargrave, Stephon Tuitt and L.T. Walton—combined for 23.0 of the Steelers' single-season franchise record and NFL-leading 56.0 sacks in 2017.

During the 2016 season, Mitchell's defensive line suffered a huge loss when Heyward suffered a pectoral injury Week 10 vs. Dallas and was lost for the remainder of the season. Heyward had led the team or tied for the team lead in sacks the previous two seasons (2014-15).

In Heyward's absence, Tuitt and rookie Hargrave stepped up in a big way. Tuitt recorded 4.0 sacks in the team's final six regular-season games. Including the post-season, Hargrave totaled 3.0 sacks and one fumble recovery, which he recovered in the end zone for a touchdown Week 11 at Cleveland.

In 2015, the Steelers finished fifth in the League in rush defense, allowing 92.1 yards per game to opponents. Pittsburgh also tied for the second-fewest rushing first downs allowed (71) in the NFL and yielded six rushing TDs, the second fewest in the NFL on the season.

Heyward led the team in sacks for the second consecutive season, marking the first time since 2003-04 that a defensive lineman led the team or tied for the team lead in sacks two-straight seasons. Tuitt finished second on the team with a career-high 6.5 sacks in 2015.

Heyward and Tuitt finishing first and second on the team in sacks marked the first time in team history since 1990 that two Steelers' defensive linemen finished first and second on the team in sacks.

Heyward set a career-high with 7.5 sacks in 2014, tying for the team lead, as he became the first defensive lineman since 2004 (Aaron Smith) to lead or tie for the team lead in sacks in a single season. He also led the team with 21 quarterback pressures.

The Steelers' defensive line guided the group to tops in the NFL in total defense and second in rush defense, giving up 90.6 rushing yards per game in 2012. Defensive end Brett Keisel led the team with a career-high 40 quarterback pressures. He also led the line with 58 tackles and had the second-most sacks (4.5) in a single season in his career.

In 2011, the Steelers defense continued to dominate opposing offenses, only giving up 4.5 yards per play, 271.8 yards per game and 14.2 points per game, ranking first in the NFL in all three categories. Pittsburgh put on a defensive showcase in 2010 by leading the NFL in at least eight categories, including total sacks (48) and fewest points allowed (232). They became the first team in NFL history to hold their opponents to 75 or fewer rushing yards in each of their first eight games.

In 2009, Pittsburgh's defense ranked fifth in the NFL while leading the AFC and finishing one shy of the NFL lead with 47.0 sacks. Mitchell was instrumental in the development of five-time Pro Bowler Casey Hampton, who became the first Steelers defensive lineman to be named Steelers MVP or Co-MVP since Hall of Famer Joe Greene in 1970. Strong play by Mitchell's line was a huge reason why the Steelers finished the 2008 regular season second overall in the NFL against the run.

Mitchell was hired to the Pittsburgh Steelers coaching staff following three seasons as the defensive line coach for the Cleveland Browns. Mitchell joined the NFL ranks in 1991 with the Browns, where he tutored two Pro Bowl defensive tackles, Michael Dean Perry and Rob Burnett.

In 1983, after 10 years of coaching college ball, Mitchell made his first move to the professional level. From 1983-85 he served as the defensive line coach for the USFL's Birmingham Stallions. He returned to the college ranks in 1986 as the defensive ends coach at Temple University. Mitchell was then hired by Louisiana State University in 1987. He spent four years at LSU, coaching linebackers (1987-90). In 1990, Mitchell also served as LSU's defensive coordinator, becoming the first African-American defensive coordinator in SEC history. He spent four years at LSU, coaching linebackers (1987-90).

Mitchell's early years in coaching were spent studying under two of college football's greatest coaches, as he was the defensive line coach under Paul "Bear" Bryant at Alabama (1973-76) and Lou Holtz at Arkansas (1977-82).

A starter at defensive end for Alabama, Mitchell was the first African-American to play for the University of Alabama along with teammate Wilbur Jackson. He started all 24 games in his two seasons at Alabama, during which time the team compiled a 21-3 record, won two Southeastern Conference championships, and earned All-SEC honors twice and All-American honors in his final season. Mitchell earned a bachelor's degree in social work in 1972, and in 2009 he was elected into the Alabama Sports Hall of Fame.

Mitchell transferred to the University of Alabama from Eastern Arizona Junior College where he played on both the offensive and defensive lines from 1969-1970 and was twice-named a Junior College All-American.

Born in Mobile, Ala., Mitchell and his wife, Joyce, live in Pittsburgh.

MITCHELL'S FOOTBALL CAREER

2018-2020	Pittsburgh Steelers	Assistant Head Coach
2007-2017		Assistant Head Coach/Defensive Line
1994-2006		Defensive Line
1991-1993	Cleveland Browns	Defensive Line
1990	Louisiana State University	Defensive Coordinator/Linebackers
1987-1989		Linebackers
1986	Temple	Defensive Ends
1983-1985	Birmingham Stallions (USFL)	Defensive Line
1977-1982	University of Arkansas	Defensive Line
1973-1976	University of Alabama	Defensive Line



KEITH BUTLER
Defensive Coordinator

YEARS WITH STEELERS: 19

NFL EXPERIENCE: 23

Keith Butler is in his seventh season as the team's defensive coordinator, after being promoted to the position on January 13, 2015.

Butler had previously served as the team's linebackers coach for 12 seasons (2003-14). He was originally hired by the Steelers on January 28, 2003, after serving the prior four seasons (1999-2002) as the linebackers' coach of the Cleveland Browns.

Butler and Tomlin previously worked together at Memphis in 1996, when Butler coached the linebackers, defensive ends and special teams units, and Tomlin served as the Tigers' defensive backs coach.

Since Butler arrived in Pittsburgh in 2003, he has been instrumental in the development of Steelers' linebackers. He was honored in 2008 when he was named NFL Linebacker Coach of the Year by *Pro Football Weekly*.

Under Butler's tutelage, Pittsburgh ranked in the top five in the NFL in 46 defensive categories in 2020. The Steelers either led or shared the NFL lead in 20 different defensive categories, including tackles for loss (103), quarterback hit percentage on pass plays (22.4%), quarterback pressures (198), sacks/game (3.50), sacks (56.0), yards lost by sack (384.0), quarterback hits (136), quarterback hits/game (8.5), fewest completions allowed (298), interceptions/game (1.13), interceptions (18), opposing QB rating (76.7), quarterback hurries (81), and passes defended (84).

Pittsburgh has registered at least one sack in 73 consecutive regular-season games, which is the longest streak in NFL history. The previous NFL record for consecutive games with at least 1.0 sack was 69 games by Tampa Bay (Oct. 10, 1999 to Nov. 9, 2003). The Steelers' league-leading 56 sacks in 2020 means that Pittsburgh has now led the NFL in sacks in four straight seasons, becoming the first team in NFL history to do so.

Defenders Minkah Fitzpatrick, Cameron Heyward and T.J. Watt were each named to the Pro Bowl and received All-Pro notoriety for their 2020 performances.

Butler guided a Steelers defense that ranked as one of the NFL's best in 2019. Pittsburgh led or tied for the League-lead in sacks (54.0), quarterback hits (117), takeaways (36), fumble recoveries (17) and rush TDs allowed (7). The Steelers also ranked among the NFL's top-five in interceptions (2nd, 20), interception rate (2nd, 3.89%), pass defense (3rd, 194.6), yards per play allowed (3rd, 4.74), passes defended (3rd, 83), yards per rush allowed (3rd, 3.79), forced fumbles (t-3rd, 19), tackles for loss (t-3rd, 90), opposing passer rating (4th, 80.7), pass yards per attempt allowed (4th, 6.06), total defense (5th, 304.1), scoring defense (t-5th, 18.9) and offensive TDs allowed (5th, 30). The Steelers also limited 11 opponents below 200 yards passing, which led the League.

Pittsburgh had three different players record at least 9.0 sacks in 2019 (T.J. Watt with 14.5, Bud Dupree with 11.5 and Cam Heyward with 9.0). The Steelers were the only team in the NFL with three players that recorded at least 9.0 sacks. Pittsburgh registered an NFL-best 54.0 sacks in 2019. The 54.0 sacks were the most for the Steelers in a season since 2017 – when Pittsburgh recorded 56.0.

Heyward, Watt and Fitzpatrick were all named first-team Associated Press All-Pro. Heyward was an All-Pro for the second time, while Fitzpatrick and Watt were first-time selections.

For the second consecutive year, Pittsburgh led the NFL for the most sacks during the 2018 season, with 52.0, tying with Kansas City. Along with the team's single-season franchise record of 56.0 sacks in 2017, it marked the second time in team history Pittsburgh recorded at least 50.0 sacks in back-to-back years (2001-02). The Steelers' defense limited opposing offenses to 327.2 yards per game and 96.1 rushing yards per game in 2018 — the sixth-fewest in each category during the season.

Five Steelers tallied at least 5.0 sacks in 2018, led by Watt's 13.0 quarterback takedowns. Heyward earned his first Pro Bowl selection following the 2018 season, recording 8.0 quarterback sacks.

The Steelers set a single-season franchise record and led the NFL with 56.0 sacks during Butler's third season as defensive coordinator in 2017, surpassing the team's previous mark of 55.0 set in 1994 and matched in 2001. Pittsburgh's defense held opponents to 306.9 yards per game in 2017 — the third-fewest yards allowed — and to 20 points or less in 10 games — tied as the third-most such games — in 2017.

Four of Pittsburgh's defenders recorded at least 5.0 sacks in 2017, including Heyward who produced a career and team-best of 12.0 — the most by a Steeler in a single-season since 2010 — and Watt who led all rookie linebackers with 7.0 sacks. Ryan Shazier earned his first Pro Bowl selection in 2017. He was tied for the most interceptions among AFC linebackers (3) and tied for second among all AFC defensive players in solo tackles (68) through the first 12 weeks of the season before suffering a season-ending injury.

Pittsburgh won its final seven games of 2016, thanks in large part to its defense. In the final seven weeks of the season, the Steelers defense recorded 25.0 sacks, which led the league during that span. Also during those final seven weeks, Pittsburgh's defense ranked in the top five in numerous categories, including fewest net yards allowed per game (293.6), fewest net passing yards allowed per game (197.0), and fewest points allowed per game (17.3).

In Butler's second season as defensive coordinator in 2016, three rookies, Artie Burns, Sean Davis and Javon Hargrave, all earned starting roles. It marked the first time in team history since 1971 that three defensive rookies all earned starting roles in a single season. Davis earned the Joe Greene Great Performance Award, given annually to the Steelers' top rookie.

In his first season as the Steelers' defensive coordinator in 2015, Pittsburgh's defense tied for the League lead with seven red zone takeaways. The Steelers' defense also finished in the top-10 in the league in numerous categories, including second in fewest rushing TDs allowed (6), third in sacks (48.0), fifth in fewest rushing yards allowed per game (91.2) and sixth in interceptions (17). Pittsburgh's 48.0 sacks and 17 interceptions were both the most the team registered in a single-season since 2010.

In Butler's final season coaching linebackers in 2014, the group was led by Lawrence Timmons, who was selected to his first Pro Bowl. Timmons led the Steelers with 132 tackles, which was good for second-most in the AFC.

Butler also was reunited with James Harrison in 2014. Harrison was signed early in the season due to a number of injuries to the linebacker group. During the 2016 season, Harrison became the Steelers' all-time leader in sacks.

In 2013, linebackers Timmons and Jason Worilds led a unit that lost two veterans, Larry Foote and LaMarr Woodley, to season-ending injuries early in the year. Timmons led the team with a career-high 155 tackles. Worilds led the team with a career-high 8.0 sacks.

Butler's linebackers helped Pittsburgh's defense secure the NFL's number-one ranking in 2012. Five different linebackers each recorded 4.0 or more sacks in 2012 for the first time in team history, since sacks became an official statistic in 1982. Timmons had a memorable 2012 campaign, as he became the first Steeler to lead the team or tie for the team high in tackles, interceptions and sacks since Joey Porter in 2002.

Butler's guidance helped Harrison become one of the league's most elite performers. Harrison, the 2008 NFL Defensive Player of the Year, earned two straight team MVP awards (2007-08), recorded the longest interception return in Super Bowl history (100 yards for a touchdown in Super Bowl XLIII), and he earned five straight Pro Bowl Selections (2007-11). Harrison still holds the team record for sacks in a season, a career-high 16.0 in 2008.

Butler's coaching also guided Woodley, who owns an NFL record for posting 2.0 sacks in each of his first four postseason games. Besides Harrison, Woodley is the only player in team history to record at least 10.0 sacks in three straight seasons (2008-10). The two teamed up to produce the most sacks in a single-season by a duo (27.5) in 2008.

Prior to joining the Browns' staff, Butler spent nine years coaching in the college ranks, beginning at his alma mater, Memphis, where he coached linebackers from 1990-97, and also coached defensive ends and special teams (1995-97). He then served as defensive coordinator and linebackers coach at Arkansas State in 1998.

Butler was selected by the Seattle Seahawks in the second round of the 1978 NFL Draft and played linebacker for 10 seasons (1978-87), all with Seattle. He started 132-of-146 games in his career, and still ranks second on the club's all-time tackles list with 813.

A three-year starter at inside linebacker for Memphis, Butler led the team in tackles his junior and senior seasons. He finished his collegiate career with 384 tackles and seven interceptions. He was named a 1977 Associated Press All-American and played in the 1977 Senior Bowl and Blue-Gray All-Star Game.

Butler was born in Anniston, Ala. He and his wife Janet have three sons, Blake, Brandon and Brett.

BUTLER'S FOOTBALL CAREER

2015-2020	Pittsburgh Steelers	Defensive Coordinator
2003-2014		Linebackers
1999-2002	Cleveland Browns	Linebackers
1998	Arkansas State University	Defensive Coordinator/Linebackers
1995-1997	University of Memphis	Linebackers/Defensive Ends/Special Teams
1990-1994		Linebackers



MATT CANADA

Offensive Coordinator

YEARS WITH STEELERS: 2

NFL EXPERIENCE: 2

Matt Canada is entering his first season as the Steelers' offensive coordinator after being promoted to the position on January 25, 2021. He was hired by the Steelers as the quarterbacks coach on January 15, 2020 and spent one year in the role.

In 2020, under Canada's guidance, Ben Roethlisberger completed 65.6 percent of his passes (399 of 608) for 3,803 yards and 33 TD passes in 15 games. Roethlisberger ranked third in the NFL in both attempts and completions and ranked tied for seventh in the League in TDs. His 33 TD passes were the second-most he's completed in a single season in his 17-year career.

Canada owns nearly two decades of experience as both a highly successful quarterbacks' coach and offensive coordinator. Prior to his time with the Steelers, Canada's units set offensive school records at Indiana, Northern Illinois, Wisconsin, and Pittsburgh, and as the interim head coach at the University of Maryland in 2018.

Canada served as the offensive coordinator and quarterbacks' coach at LSU in 2017. Tigers' quarterback Danny Etling threw 16 TDs and only 2 interceptions, while LSU finished the season No. 1 nationally in fewest turnovers. The Tigers won six of seven SEC games down the stretch and earned a trip to the Citrus Bowl.

Among the quarterbacks developed by Canada are former NC State quarterback, New England Patriots third-round NFL Draft pick and current Indianapolis Colts signal caller Jacoby Brissett, who threw for 43 TDs and just 11 interceptions over a two-year period under Canada. Canada also mentored first-team All-MAC quarterback Chandler Harnish (Northern Illinois), two-time honorable mention All-Big Ten quarterback Ben Chappell (Indiana), second-team All-Big Ten quarterback Kellen Lewis (Indiana) and fifth-round NFL Draft pick Nathan Peterman (Pitt), who threw for 27 TDs and 7 interceptions in a season when the Panthers broke a number of school records on offense.

In Canada's one season with the Panthers (2016), Pitt averaged a school-record 42 points per game, which ranked No. 10 in the nation. The Panthers led the nation in red-zone TD percentage (82%) and scored at least 28 points in all 12 regular-season games, including a 43-42 victory at eventual national champion Clemson. Pitt allowed just 9 sacks in the regular season, which was the fewest of any Power 5 program. Running back James Conner rushed for over 1,000 yards, scored 16 TDs, and earned first-team All-ACC honors. The Panthers finished the regular season 8-4 and earned a trip to the Pinstripe Bowl.


At NC State (2013-15), under Canada, the Wolfpack finished third in the ACC in scoring offense in 2015 and scored the most points (41) in the regular season against College Football Playoff finalist Clemson.

Canada served a critical role in leading Wisconsin to a Big Ten Championship and Rose Bowl berth in 2012. The Badgers routed Nebraska, 70-31, in the conference title game. Wisconsin finished No. 12 nationally in rushing offense and Montee Ball won the Doak Walker Award as the nation's top running back. Ball also earned first-team AP All-American honors.

Prior to joining the Wisconsin staff, Canada led offenses at both Northern Illinois (2003, 2011) and Indiana (2007-10). In 2011, the Huskies won the MAC championship and finished in the top 12 nationally in scoring offense, total offense and rushing offense. Canada guided an Indiana offense that scored a school-record 412 points in 2007.

CANADA'S FOOTBALL CAREER

2021	Pittsburgh Steelers	Offensive Coordinator
2020		Quarterbacks
2018	Maryland	Interim Head Coach/Offensive Coordinator/Quarterbacks
2017	Louisiana State University	Offensive Coordinator/Quarterbacks
2016	University of Pittsburgh	Offensive Coordinator/Quarterbacks
2013-2015	North Carolina State	Offensive Coordinator/Quarterbacks
2012	Wisconsin	Offensive Coordinator/Quarterbacks
2011	Northern Illinois	Offensive Coordinator/Quarterbacks
2007-2010	Indiana	Offensive Coordinator/Quarterbacks
2005-2006		Passing Game Coordinator/Quarterbacks
2004		Quarterbacks
2003	Northern Illinois	Offensive Coordinator/Quarterbacks
2001-2002		Quarterbacks
1998-00		Running Backs
1997	Butler	Offensive Coordinator
1996		Quarterbacks/Wide Receivers
1994-95	Indiana	Graduate Assistant



DANNY SMITH

Special Teams Coordinator

YEARS WITH STEELERS: 9

NFL EXPERIENCE: 27

Danny Smith is in his ninth season with the Steelers as the special teams coordinator. Smith was hired on January 31, 2013.

Since joining the Steelers in 2015, kicker Chris Boswell is 146-of-166 overall on field goal attempts (88.0%), including 50-of-62 (80.7%) between 40-49 yards. He ranks third in field goal percentage (88.0%) among all NFL kickers with at least 160 field goal attempts since 2015. Boswell's 88.0 field goal percent ranks first in Steelers history among kickers with at least 30 field goal attempts, surpassing Shaun Suisham (2010-14: 124-141 for 87.9%).

Under the guidance of Smith, Boswell made 19 field goals on 20 attempts (95.0%) in 2020, the best field goal percentage of his career in a single season. From 2019-2020, Boswell connected on 25-straight field goal attempts, which was the longest streak in the NFL when it ended in Week 11 of 2020 at Jacksonville.

Boswell made 29 of his 31 field goal attempts (93.5%) in 2019, including 29 of 30 from inside 54 yards and 10 of 12 from 40+ yards. He ranked tied for third in the NFL in field goals made, tied for fourth in field goals attempted and fourth in points (115). Among NFL kickers with at least 30 field goal attempts, Boswell ranked second in field goal percentage.

Boswell was the only kicker in 2019 that did not miss an extra-point attempt (28 of 28) and connected on at least 90% of his field goal attempts. He was the first NFL kicker to accomplish the feat since 2017 and fifth to do so since 2015, when the extra-point attempt was moved to the 15-yard line.

Wide receiver and punt returner Dontae Johnson excelled under Smith's tutelage in 2019. The rookie led the NFL in punt-return average (12.4). Johnson was the fifth player in franchise history to lead the League and first since the 1970 AFL-NFL merger. He returned a punt 85 yards for a TD at Arizona in Week 14, which was the longest punt return for a TD in franchise history. It was the first punt-return TD for the Steelers since December 6, 2015 (Antonio Brown vs. Indianapolis). Johnson was the first Pittsburgh rookie with a punt return for a TD since December 17, 2006 (Santonio Holmes vs. Carolina).

Boswell landed 13 successful field goals in 2018, following a 2017 season where he earned his first Pro Bowl selection after a record-setting campaign. Boswell established single-season franchise records for the most field goals made (35) and total points (142) during the 2017 season, in addition to setting a team record for the most field goals made from 50 yards or further in a season with four. His 35 field goals made and 142 points surpassed the previous milestones of Norm Johnson set in 1995 (34 and 141). Boswell converted four game-winning field goal attempts — kicks within one minute of regulation — during the 2017 regular season.

In 2016, Boswell tied the franchise's regular-season record for the most field goals made in a single game with 6 (12/18 at Cincinnati). Also in that contest, he set the franchise record for most field goals made from 40 yards or longer in a single game (5). Since 1960, his 5 made field goals from 40 yards or longer are tied for the most in a single game in NFL history (Mason Crosby, 11/22/15).

Boswell also set the NFL and Steelers' record for most field goals made in a single postseason game (6) at Kansas City in the AFC Divisional Playoff. At the end of the 2016 postseason, Boswell was a perfect 15-of-15 in his playoff career. He became the first player in NFL postseason history to convert each of his first 15 field goal attempts.

Though Boswell had never kicked in an NFL game prior to his 2015 Steelers' debut, he made 29 field goals and 26 PATs for a total of 113 points in just 12 games. He set rookie/first-year single-season team records in field goals made (29), points (113) and field goal percentage (90.6). Boswell's 29 made field goals tied for fifth on the team's single-season field goals made chart.

Prior to the 2015 regular season, the Steelers lost kicker Shaun Suisham for the season in the team's first preseason contest due to a knee injury. Pittsburgh then went through two other kickers (Garrett Hartley and Josh Scobee) before signing Boswell prior to the team's Week 5 game.

Through his first five years in the NFL and with the Steelers, punter Jordan Berry owns the team's single-season regular season record for highest net punting average (40.9, 2019). He ranks third in franchise history with a 44.2 punting average (min. 100 punts) and second in team annals with 131 punts inside the opponent 20-yard line.

Berry, who recorded a franchise record 40.9 net punting average, averaged a career-best 45.5 yards per punt in 2019.

In 2018, Berry tallied a 38.8 net punting average coming off a 2017 season in which he posted the second-best mark in team history with a 39.8 average.

In 2016, Berry set the team's single regular-season record for highest net punting average (40.2) and became the seventh Steeler in team history to land 50 punts inside the opponent's 20-yard line in their career.

During the 2015 season, Berry established a Steelers' single-season record (since 1976) for the highest percentage of punts downed inside the 20-yard line (47.5). That percentage also placed him third in the NFL.

In 2014, Smith got solid efforts from Suisham and punter Brad Wing. Suisham made 29-of-32 field goal attempts and all 45 of his PATs for a total of 132 points, good for fourth in the AFC. Wing averaged 43.7 yards per punt in his debut NFL season in 2014. His gross punting average was the fifth-highest total in team history for a rookie or first-year player in a single season.

In the Steelers' Week 17 showdown with the Cincinnati Bengals, the AFC North Championship was on the line. Smith's punt return units cleared the way for Antonio Brown to return a punt 71 yards for a TD. It marked the second straight season Brown returned a punt for a TD against Cincinnati.

In Smith's first season as the Steelers' special teams coordinator in 2013, Suisham had a career year, connecting on 30-of-32 field goals, which are a career high and are tied for the third-most field goals made in a single season in Steelers history. His 93.8 field goal percentage (minimum 15 attempts) also set a new single-season team record.

In addition to being selected to the Pro Bowl as a wide receiver in 2013, Brown was also selected as a return specialist. He recorded a 67-yard punt return for a TD in Week 15 versus Cincinnati, which was one of his five returns of 40 or more yards on the season.

Prior to joining Pittsburgh, Smith served as the Washington Football Team's special teams coordinator from 2004-2012. He helped establish Washington's special teams as one of the top coverage and return units in the NFL.

Prior to joining the Washington Football Team, Smith was the special teams coordinator for the Buffalo Bills (2001-03), coached tight ends for the Detroit Lions (1999-2000), and he split duties as the defensive backs and special teams coach for the Philadelphia Eagles (1995-98).

Smith spent eight years (1987-94) as an assistant coach for Georgia Tech, where he coached running backs, wide receivers and defensive backs. He was on the staff for the Yellow Jackets' 1990 team that was named co-NCAA National Champions.

Smith played defensive back for Edinboro State College from 1972-1976, and he was elected to the Edinboro University Athletics Hall of Fame in 2007.

His first collegiate coaching position came as a graduate assistant at his alma mater in 1976. Smith also was a defensive graduate assistant coach at Clemson University (1979), The College of William & Mary (1980-83) and The Citadel, the Military College of South Carolina (1984-86).

Born and raised in Pittsburgh, Smith attended Pittsburgh Central Catholic High School. He coached at Central Catholic (1977-78), helping tutor future Pro Football Hall of Fame quarterback Dan Marino. Smith is married to Elaine, of Ambridge, Pa. They have three children, Erin, Courtney and Jason.

SMITH'S FOOTBALL CAREER

2013-2020	Pittsburgh Steelers	Special Teams Coordinator
2004-2012	Washington Redskins	Special Teams Coordinator
2001-2003	Buffalo Bills	Special Teams Coordinator
1999-2000	Detroit Lions	Tight Ends
1995-1998	Philadelphia Eagles	Defensive Backs/Special Teams
1987-1994	Georgia Tech	Running Backs/Wide Receivers/Defensive Backs
1984-1986	The Citadel	Graduate Assistant
1980-1983	William & Mary	Graduate Assistant
1979	Clemson University	Graduate Assistant
1977-1978	Pittsburgh Central Catholic High School	Defensive Backs
1976	Edinboro State	Graduate Assistant



TERYL AUSTIN

Senior Defensive Assistant/Secondary

YEARS WITH STEELERS: 3

NFL EXPERIENCE: 18

Teryl Austin is entering his third season as the Steelers' senior defensive assistant/secondary and 18th year in the National Football League coaching ranks. He was hired on January 11, 2019.

Austin coached a group of defensive backs that helped Pittsburgh's defense rank as one of the NFL's best in 2020. The Steelers limited 11 opponents below a 60.0 completion percentage, which led all teams for the season. Pittsburgh's opponents averaged a 56.7 completion percentage and a 76.7 average quarterback ranking. Both marks not only led the NFL but were the lowest by a Pittsburgh defense since 2011. The Steelers also finished near the top of the League in interceptions (t-1st, 18), takeaways (2nd, 27), games with multiple takeaways (1st, 11) and passes defended (1st, 84).

Safety Minkah Fitzpatrick was named both a Pro-Bowler and AP All-Pro for the second season in a row. Fitzpatrick had 5 takeaways (4 interceptions and 1 fumble recovery), which ranked sixth in the NFL and tied with Steelers cornerback Mike Hilton (3 interceptions, 2 fumble recoveries).

In 2019, Pittsburgh limited 11 opponents below 200 yards passing, which led the League. The Steelers ranked top-five in the NFL in interceptions (2nd, 20), interception rate (2nd, 3.89%), pass defense (3rd, 194.6), yards per play allowed (3rd, 4.72), passes defended (3rd, 99), opposing passer rating (4th, 79.7), pass yards per attempt allowed (4th, 6.06), total defense (5th, 304.1) and scoring defense (5th, 18.9).

Minkah Fitzpatrick, who was named All-Pro, had 5 interceptions, 2 forced fumble and 3 fumble recoveries in 2019. His 8 total takeaways (interceptions and fumble recoveries) led the NFL. He recorded defensive TDs in back-to-back games, including a 96-yard interception return for a TD against the Colts (Nov. 3) and a 43-yard fumble return for TD against the Rams (Nov. 10).

Cornerback Joe Haden recorded 65 tackles, 17 passes defended, 5 interceptions, 3 tackles for loss, 1 forced fumble and 1 fumble recovery in 2019. Haden ranked tied for fourth in the NFL in passes defended, interceptions and total takeaways (5 interceptions, 1 fumble recovery).

Prior to his time in Pittsburgh, Austin served as defensive coordinator for the Detroit Lions (2014-17), before a one-year stint in the same role with the Cincinnati Bengals (2018).

As defensive coordinator for the Lions (2014-17), Austin's defensive units ranked in the Top-10 among all NFL teams in total yards per game allowed (340.3/10th), rushing yards per game allowed (100.3/8th) and the number of games in which opponents were held to 20 points or less (34/tied for 6th).

In 2017, the Lions finished third in the NFL with 32 takeaways, tied for second in fumble recoveries (13) and tied for fifth with a +10 turnover differential. In 2016, Austin's defensive squad helped the team advance to the playoffs as the unit tied for second in the NFL by holding opposing offenses to 21 points or less in 10 games. During the 2015 season, the Lions' defense registered 43 sacks to finish seventh in the NFL. In 2014, his first season as an NFL defensive coordinator, Austin coordinated one of the League's most dominant defenses, finishing second in total defense (300.9 yards per game) and third in scoring defense (17.6 points per game). The defense also finished first in the NFL in rush defense with an average of 69.3 yards allowed per game — the ninth-best opponent per-game rushing tally in NFL history.

Prior to his time with Detroit, Austin served as a defensive backs coach for a combined 10 years with three NFL teams: Seattle Seahawks (2003-06), Arizona Cardinals (2007-09) and Baltimore Ravens (2011-13). In each of his three stops as a position coach, Austin helped lead his team to Super Bowl appearances (Seattle in 2005 and Arizona in 2008), while securing a 2012 Championship with Baltimore.

From 2011-13, Austin served as the secondary coach of the Ravens, developing the secondary into an integral part of one of the NFL's most consistent defenses in recent years. In 2012, Austin's secondary helped advance the Ravens to its Super Bowl XLVII Championship run. In his first season with Baltimore, in 2011, the Ravens yielded a league-low 11 passing TDs and surrendered the third-fewest points per game (16.6), tying an NFL record by ranking in the top three in points allowed for the fourth consecutive campaign.

In 2010, Austin served at the helm of the University of Florida's defense, which recorded 22 interceptions — the fourth-most in the nation — returning four for TDs. The Gators' 538 interception return yards were the most in the nation. Austin's unit led the SEC in conference games, allowing just 310.8 yards per game, including 175.5 passing.

Three of Austin's defensive backs with the Arizona Cardinals earned Pro Bowl honors in 2009: CB Dominique Rodgers-Cromartie, S Antrel Rolle and S Adrian Wilson. Austin helped guide Rodgers-Cromartie, the team's first-round pick in 2008, to a team-best 4 interceptions in the regular season and 2 during the playoffs. In 2007, the Cardinals led the League with 6 interceptions returned for TDs and 551 interception return yards.

Austin played a key role in the development of the Seahawks' young secondary during his 2003-06 tenure in Seattle. Seattle's defense produced 67 interceptions over Austin's four-year span, tying for the 10th-most in the NFL from 2003-07.

Austin's college coaching career began as a graduate assistant at Penn State (1991-92). He held stints as the defensive backs coach at Wake Forest (1993-95), Syracuse (1996-98) and Michigan (1999-2002). Austin was a three-year starter and four-year letterman at safety for the University of Pittsburgh from 1983-87. He earned a bachelor's degree in communications from Pittsburgh in 1988. Austin played for the Montreal Machine of the World League of American Football in 1991, after attending training camps with the Washington Football Team and the Hamilton Tiger-Cats (CFL).

Austin, a native of Sharon, Pa., attended Sharon (Pa.) High School. He and his wife, April, have five children, including sons Tyler, Trey and Torin, and daughters Alexa and Alivia.

AUSTIN'S FOOTBALL CAREER

2019-2021	Pittsburgh Steelers	Senior Defensive Assistant/Secondary
2018	Cincinnati Bengals	Defensive Coordinator
2014-2017	Detroit Lions	Defensive Coordinator
2011-2013	Baltimore Ravens	Defensive Backs/Secondary
2010	University of Florida	Defensive Coordinator/Cornerbacks
2007-2009	Arizona Cardinals	Defensive Backs/Secondary
2003-2006	Seattle Seahawks	Defensive Backs/Secondary
1999-2002	University of Michigan	Defensive Assistant
1996-1998	Syracuse	Defensive Assistant
1993-1995	Wake Forest	Defensive Backs
1991-1992	Penn State	Graduate Assistant



Grady Brown is in his first season as the team's secondary coach. He was hired on Feb. 16, 2021.

Brown previously served as either defensive coordinator or coached in the secondary at the University of Houston (2021), McNeese State (2020), Old Dominion (2019), Louisville (2018), Alabama State (2017), Birmingham Southern (2016), South Carolina (2012-15), Southern Miss (2010-11) and Alabama State (2002-07). He started his collegiate coaching career as the outside linebackers coach at Alabama A&M (2001).

Brown also held two National Football League minority coaching internships, first with Seattle in 2004 and then with Kansas City in 2007.

During his tenure at South Carolina, Brown helped guide units that finished in the top 25 nationally in both scoring and total defense. The Gamecocks surrendered just 315.5 yards/game, which ranked 11th in the country in total defense in 2012. South Carolina also ranked 13th in the nation in scoring defense that season when it allowed only 18.2 points/game. The Gamecocks improved in 2013 and ranked 12th nationally in scoring defense (20.3 points/game).

Brown's secondary ranked third in the Southeastern Conference and 12th in the nation in pass defense in 2013, allowing 196.2 passing yards/game. South Carolina finished second in the SEC and 13th in the nation in interceptions with 18.

Brown also tutored safety D.J. Swearinger, who was a second round NFL Draft pick in 2013 out of South Carolina and just completed his eighth season in the NFL.

Brown helped lead Southern Miss to a Conference USA Championship in 2011. His secondary ranked fourth nationally in interceptions, seventh in pass efficiency defense, 10th in passing yards allowed/attempt and set an NCAA single-season record with eight interceptions returned for touchdowns.

A native of Birmingham, Alabama, Brown played defensive back at Alabama A&M and graduated with a degree in mathematics in 1998.

BROWN'S FOOTBALL CAREER

2021	Pittsburgh Steelers	Secondary
2020	McNeese State	Defensive Coordinator
2019	Old Dominion	Co-Defensive Coordinator/Defensive Backs
2018	Louisville	Cornerbacks/Recruiting Coordinator
2017	Alabama State	Safeties
2016	Birmingham Southern	Defensive Coordinator
2012-15	South Carolina	Defensive Backs
2010-11	Southern Miss	Cornerbacks
2009	Louisiana State	Defensive Quality Control
2008	Texas Southern	Safeties
2002-07	Alabama State	Secondary
2001	Alabama A&M	Outside Linebackers
2000		Graduate Assistant



KARL DUNBAR

Defensive Line Coach

YEARS WITH STEELERS: 4

NFL EXPERIENCE: 15

Karl Dunbar is entering his fourth season as the Steelers' defensive line coach and his 15th year as a defensive line coach in the National Football League. He was hired by the Steelers on February 8, 2018.

In 2020, Dunbar's defensive line led the League in multiple categories, including sacks (56.0), quarterback hits (136) and quarterback pressures (198). The Steelers' defensive line tied a franchise record with three consecutive games with at least 5.0 sacks in Weeks 2-6 and continued their NFL record of 73 consecutive regular-season games with at least one sack. In addition, Pittsburgh's defense ranked in the top five in the NFL in six run defense categories, including tackles for loss (103). The Steelers limited both the New York Giants and Houston Texans to just 29 rushing yards.

Outside linebacker T.J. Watt worked with Dunbar on his pass rush during the season and finished 2020 with 15.0 sacks, 23 tackles for loss, and 41 quarterback hits. His 41 quarterback hits led the League in 2020 and tied for fifth since the NFL started recognizing the statistic in 2006. Defensive end Stephon Tuitt also posted double-digit sacks on the season with 11.0.

Meanwhile, Dunbar continued to work closely with defensive tackle Cameron Heyward, who, along with T.J. Watt, was selected to the 2020 Pro Bowl. Heyward added 4.0 sacks to his resume in 2020, putting him at 58.0 in his career.

In 2019, Dunbar mentored Heyward, who was named All-Pro for the second time in his career (2017). Heyward finished the season with 9.0 sacks, 22 quarterback hits, 11 tackles for a loss and six passes defended. Heyward not only led all NFL defensive tackles in stops with 83, but he also led the League in tackles by a defensive lineman. In fact, his 83 tackles were the most by a Steelers defensive lineman since Donald Evans had 84 in 1993.

Among NFL defensive tackles in '19, Heyward ranked second in quarterback hits, second in sacks and fourth in tackles for loss.

Another Dunbar protege, nose tackle Javon Hargrave, recorded 60 tackles, seven tackles for loss, six quarterback hits, 4.0 sacks and one forced fumble in 2019. Hargrave's 60 tackles were the most among all nose tackles in the NFL and ninth-most among defensive tackles. Among all NFL nose tackles in '19, Hargrave ranked tied for second in sacks, quarterback hits and tackles for loss.

Three members of Dunbar's positional group recorded at least 5.0 sacks each, led by defensive captain and first-year Pro Bowl selection Heyward. Heyward's 8.0 quarterback takedowns in 2018 led the defensive line, followed by Javon Hargrave (6.5), Stephon Tuitt (5.5) and Daniel McCullers (1.0). Pittsburgh's defense finished sixth among all NFL teams in rushing yards allowed and total yards allowed per game in 2018 (96.1 / 327.2), with just two running backs eclipsing 100 rushing yards against the Steelers on the season.

Dunbar re-entered the NFL coaching ranks after spending the two years as the defensive line coach at the University of Alabama. At Alabama, Dunbar tutored a defensive line that helped the school capture the College Football Playoff National Championship following a 2017 campaign, and advanced to the game after the 2016 season. The Crimson Tide defense led the nation in total defense (260.4 yards per game allowed) and rush defense (94.7 yards per game allowed) in 2017. In his first season at Alabama, the Crimson Tide defense led the nation in rushing defense, yielding just 63.9 yards per game and ranked fourth in sacks (3.6 sacks per game) while recording a school-record 54.0 sacks.

In 2015, Dunbar served as the defensive line coach of the Buffalo Bills, where he reunited with defensive tackle Kyle Williams whom he coached at Louisiana State University.

Dunbar oversaw a defensive line with the New York Jets for three seasons (2012-14) that featured the 2013 Associated Press Defensive Rookie of the Year — Sheldon Richardson — who also earned Pro Bowl honors in 2014. Richardson totaled 11.5 sacks during his two seasons under Dunbar's tutelage — the fifth-most among all AFC defensive tackles during that period. Muhammad Wilkerson, a Jets defensive lineman, also benefited greatly under Dunbar's guidance, posting a team-leading and career-high 10.5 sacks in 2013 — the most by a Jets defensive player since 2005. Wilkerson was named second-team All-Pro by the Associated Press and a first alternate for the Pro Bowl.

Before joining the Jets, Dunbar served as the defensive line coach of the Minnesota Vikings from 2006-11. Minnesota's defense allowed the fewest rushing yards in the NFL (84.8 yards per game) and recorded the sixth-most sacks in the League (242.0) during Dunbar's six-years with the Vikings. The Vikings' rush defense was the best in the NFL in three consecutive years from 2006-08, marking the first time since the 1970 AFL-NFL merger that a team had the number one rushing defense in three consecutive seasons.

Three Minnesota defensive linemen were selected to multiple Pro Bowls while Dunbar was the unit's position coach: defensive tackle Kevin Williams (5), defensive end Jared Allen (4) and defensive tackle Pat Williams (3). The trio earned the honor of being the first Viking triplet of defensive linemen to earn the Pro Bowl in the same season since 1969 in 2008 — a season in which they led the League in rushing defense for the third straight year.

In 2011, the Vikings' defense finish tied for the most sacks in the NFL with 50.0, an effort led by Allen's NFL-leading 22.0 sacks — just a half-sack shy of the League's single-season record.

The Vikings defense allowed just 985 rushing yards in Dunbar's second season with the franchise — setting a franchise record and ranking second in the NFL since the 1970 AFL-NFL merger behind the Ravens' 970 yards allowed in 2000.

In 2005, Dunbar coached the defensive line at Louisiana State University, which featured Buffalo Bills defensive tackle Kyle Williams.

Dunbar's first coaching stint in the NFL was with the Chicago Bears in 2004. He guided a young defensive line that included rookie first-round pick Tommie Harris and second-round selection Tank Johnson. Dunbar was the defensive line coach at Oklahoma State University from 2002-03, where he mentored future Viking Kevin Williams and helped him become the program's first defensive lineman to be a first-round selection (ninth in 2003) since Leslie O'Neal (eighth in 1986).

He began his coaching career at Opelousas (Opelousas, La.) High School in 1986 before advancing to Beau Chene (Arnaudville, La.) High School in 1997.

Dunbar, an eighth-round draft selection of the Steelers in 1990, played defensive line for two teams in his NFL career: New Orleans Saints (1992-93) and Arizona Cardinals (1994-95). He also played one season in NFL Europe (Rhein Fire, 1995).

Dunbar was a member of a Louisiana State University defense as a player while current Steelers Assistant Head Coach John Mitchell was on the Tigers' coaching staff.

Dunbar and his wife, Pamela, have three children: Karmichael Mackenzie II, Mickel Angelle and Nicolette Alyse. A native of Opelousas, La., Dunbar graduated from Louisiana State University with a bachelor's degree in criminal justice.

DUNBAR'S FOOTBALL CAREER

2018-2021	Pittsburgh Steelers	Defensive Line
2016-2017	University of Alabama	Defensive Line
2015	Buffalo Bills	Defensive Line
2012-2014	New York Jets	Defensive Line
2006-2011	Minnesota Vikings	Defensive Line
2005	Louisiana State	Defensive Line
2004	Chicago Bears	Defensive Line
2002-2003	Oklahoma State	Defensive Line



EDDIE FAULKNER

Running Backs Coach

YEARS WITH STEELERS: 3

NFL EXPERIENCE: 3

Eddie Faulkner is in his third season as the running backs coach for the Steelers, after being hired on January 17, 2019.

In 2020, Faulkner's running backs included James Conner, who ran for 721 yards on 169 carries and six touchdowns. Conner registered a TD run in four consecutive games; he is the first Steeler to do so since Le'Veon Bell had a five-game TD streak over the 2013-14 seasons. He also recorded three 100+ yard games, including two consecutively, putting him at seventh all-time in Steelers' history for most 100-yard rushing games.

Prior to joining the Steelers, Faulkner spent six years, 2013-18, at North Carolina State University as the school's tight ends/fullbacks/special teams coordinator. In 2017, Faulkner was selected to participate in the NCAA Champion Forum as one of eight minority coaches in the nation chosen to participate in the professional development opportunity.

While at N.C. State, Faulkner coached the program's all-time receptions leader and current Steeler, running back Jaylen Samuels, who finished his career with 202 catches while earning first-team All-Atlantic Coast Conference honors in 2015 and in 2017. In 2017, Samuels finished third in the conference with 16 TDs — the third-most in a season by a N.C. State footballer. Wolfpack running back Reggie Gallaspy II tied for fifth in the nation with 19 total TDs in 2018, scoring 18 on the ground.

Faulkner spent the 2012 season at the University of Wisconsin coaching the Badgers' tight ends. Under Faulkner's guidance, then junior Jacob Pederson won All-Big Ten honors and the League's Kwalick-Clark Tight End of the Year award, finishing as the school's second leading receiver.

In 2011, Faulkner held the running backs/special teams coordinator title at Northern Illinois University, where he mentored All-Mid-American Conference tailback Jasmin Hopkins. Hopkins produced 956 rushing yards and 15 TDs in 187 carries as the school's 234.1 rushing yards per game average ranked 12th in the nation.

Following a 2002 season as the running backs coach at Anderson University, Faulkner spent the 2003-10 campaigns at Ball State University, serving as a graduate assistant (2003-04), running backs/special teams (2005-08) and the offensive coordinator/running backs (2009-10), including a stint as the school's interim head coach at the end of the 2010 season.

While he was at Ball State, the Cardinals secured two MAC West Division championships and advanced to back-to-back bowl games for the first time in program history. In 2008, Ball State produced an undefeated regular-season record as tailback MiQuale Lewis tallied a school-record 1,736 rushing yards. Faulkner coached a duo to become the first in a single game in NCAA history to tally 500 rushing yards on Oct. 24, 2009 vs. Eastern Michigan (MiQuale Lewis: 301 and Cory Sykes: 203).

Faulkner, a member of two Big Ten championship teams as Wisconsin's running back, rushed for 1,064 yards and 7 TDs in his collegiate career from 1996-2000. During his Badgers' career, the team advanced to five consecutive bowl games, including back-to-back Rose Bowl appearances in 1999 and 2000. He spent the 2001 training camp with the Steelers as an undrafted free agent and the 2002 preseason with the Edmonton Eskimos of the Canadian Football League.

FAULKNER'S FOOTBALL CAREER

2019-2021	Pittsburgh Steelers	Running Backs
2013-2018	North Carolina State	Tight Ends/Fullbacks/Special Teams Coordinator
2012	Wisconsin University	Tight Ends
2009-2010	Ball State	Offensive Coordinator/Running Backs
2005-2008		Running Backs/Special Teams
2003-2004		Graduate Assistant
2002	Anderson University	Running Backs



IKE HILLIARD

Wide Receivers Coach

YEARS WITH STEELERS: 2

NFL EXPERIENCE: 11

Ike Hilliard is in his second season as the Steelers wide receivers coach in 2021 and 11th year as a wide receivers coach in the National Football League. Hilliard was hired by Pittsburgh on February 18, 2020.

During the 2020 season, Hilliard's first in Pittsburgh, the Steelers became just the seventh team in NFL history to have five different players catch at least five touchdown passes in a single season; wide receiver Chase Claypool (9), wide receiver JuJu Smith-Schuster (9), wide receiver Diontae Johnson (7), wide receiver James Washington (5) and tight end Eric Ebron (5).

Claypool led all rookie receivers in touchdown catches (9), while finishing second among rookies in total touchdowns (11) and fourth among rookies in receiving yards (873).

Hilliard served as the wide receivers coach in Washington for seven seasons over two different stints (2012, 2014-19). He has also served as the wide receivers coach in Buffalo (2013) and assistant wide receivers coach in Miami (2011).

Under Hilliard's tutelage in 2019, wideout Terry McLaurin had one of the top rookie receiving seasons in Washington Football Team history. He led Washington in all three major receiving categories. McLaurin registered 58 catches for 919 yards and 7 TD receptions in 14 games. His 919 receiving yards and 7 TDs ranked second in franchise rookie history. Among all NFL rookies, McLaurin ranked second in receiving yards, tied for second in receptions and tied for third in TD receptions. He also ranked second in yards per catch (15.8) among rookies with at least 20 receptions.

In 2018, Hilliard played a major role in wide receiver Josh Doctson setting single season career highs in receptions (44) and receiving yards (532). He also oversaw a season in which Jamison Crowder set a single season high in yards per reception with a mark of 13.4 and he was instrumental in the development of rookie wide receiver Trey Quinn who had success in the limited action he saw due to injury.

Hilliard guided a young wide receiver corps in 2017 that helped quarterback Kirk Cousins become the first player in team history to record a third consecutive 4,000-yard passing season. Jamison Crowder led Washington in receptions (66) and receiving yards (789), and at age 24 on the final day of the calendar year, became the youngest player to lead Washington in receptions since Gary Clark (24) in 1986. Meanwhile, second-year pro Josh Doctson, who had been limited by injury to only two games in his rookie campaign, led Washington with six receiving TDs, and fourth-year pro Ryan Grant recorded career highs in receptions (45), receiving yards (573) and receiving TDs (four).

Hilliard's group played a major role in Washington's record-setting offense in 2016, a unit that set single-season team records in yards per game (403.4), yards per play (6.40), net passing yards (4,758), completions (407), passing first downs (226) and 500-yard games (three). Veteran wideouts Pierre Garçon (1,041) and DeSean Jackson (1,005) both eclipsed the 1,000-yard mark on the season, representing the first time Washington featured multiple 1,000-yard receivers since 1999 (Albert Connell and Michael Westbrook). Meanwhile, in his second season, Crowder took another step as one of the league's most underrated slot receivers, leading Washington with 7 TD receptions while contributing 847 receiving yards on 67 receptions.

During Washington's NFC East championship season in 2015, Hilliard coached a group that prominently featured two prolific veterans (Garçon and Jackson) and two young players in their first or second NFL seasons (Crowder and Ryan Grant, respectively). Garçon posted 72 receptions, the second-highest total of his career, while Jackson recorded 528 receiving yards and 4 TDs despite being limited by injury to nine games. Hilliard's guidance also helped Crowder to a Washington rookie record 59 receptions in 2015.

In his return to Washington in 2014, Hilliard managed the incorporation of Jackson into the team's offense after joining the team as a free agent. Jackson led Washington with 1,169 receiving yards on 56 receptions, becoming the fifth member of Washington to post 1,000 receiving yards in his first season in Washington (Bobby Mitchell in 1962, Henry Ellard in 1994, Laveranues Coles in 2003 and Santana Moss in 2005). Jackson averaged an NFL-best 20.9 yards per reception and was the first member of Washington to finish a season as the NFL leader in yards per reception since Henry Ellard (19.5 in 1996).

Hilliard served as wide receivers coach for the Buffalo Bills in 2013, helping mold a young group that included rookie second-round pick Robert Woods (40 receptions for 587 yards with three TDs) and rookie third-round pick Marquise Goodwin (17 receptions for 283 yards with three TDs).

In his first stint with Washington in 2012, Hilliard guided the team's receivers to the franchise's first division title since 1999. He incorporated free agents Pierre Garçon and Joshua Morgan into the offense, helping Garçon lead the team in receiving yards (633 in only 10 games) and helping Morgan lead Washington in receptions (48). Hilliard also oversaw the resurgence of veteran slot receiver Santana Moss, who caught 41 passes for 573 yards and 8 TDs, his most since recording 9 receiving TDs in his first season in Washington in 2005. The group's toughness on the perimeter also helped the offense rush for a League-best 2,709 yards, a franchise record.

In 2011, Hilliard served as the assistant wide receivers coach for the Miami Dolphins. He helped in the development of wide receiver Brandon Marshall, who was selected for his third Pro Bowl and first as a member of the Dolphins. Additionally, Marshall finished third in the AFC in receiving yards with 1,214 and recorded his fifth-consecutive 1,000-plus yard season.

Prior to joining the Dolphins, Hilliard spent two seasons coaching for the Florida Tuskers of the United Football League. Hilliard worked as a volunteer coach with the Tuskers in 2009 and was elevated to the position of Receivers Coach for 2010.

As a player, Hilliard was a first-round selection in the 1997 NFL Draft (No. 7 overall). He played 12 seasons, eight with the New York Giants (1997-2004) and four with the Tampa Bay Buccaneers (2005-08). In 161 career games (106 starts), Hilliard caught 546 passes for 6,397 yards and 35 TDs.

Hilliard played collegiately at the University of Florida from 1994-96, catching 126 passes for 2,214 yards and 26 TDs. He earned first-team All-SEC and All-American honors as a junior. In the final game that season, he recorded 7 catches for 150 yards and 3 TDs to help lead the Gators to a 52-20 Sugar Bowl win to secure the school's first national championship.

Hilliard is a native of Patterson, La. He and his wife, Lourdes, have five children, Kye, Kalyn, Leila, Ilysa and Jewels.

HILLIARD'S FOOTBALL CAREER

2021-20	Pittsburgh Steelers	Wide Receivers
2014-19	Washington Redskins	Wide Receivers
2013	Buffalo Bills	Wide Receivers
2012	Washington Redskins	Wide Receivers
2011	Miami Dolphins	Assistant Wide Receivers
2010	Florida Tuskers (UFL)	Wide Receivers
2009		Volunteer Coach



ADRIAN KLEMM

Offensive Line Coach

YEARS WITH STEELERS: 3

NFL EXPERIENCE: 3

Adrian Klemm is in his first season as the Steelers offensive line coach, after spending two seasons as the team's assistant offensive line coach. He was hired by Pittsburgh on February 15, 2019.

In 2020, Klemm's second season assisting offensive line coach Shaun Sarrett, the Steelers offensive line allowed just 14 sacks, the fewest by any franchise in a single season since 1982 when sacks became an official statistic. Pittsburgh's 2020 season included a five-game streak where the team did not allow a single sack, which ties for the third longest such streak since 1982.

In Klemm's first season assisting the Steelers offensive line, two Pittsburgh offensive linemen — David DeCastro and Maurkice Pouncey — were selected to the Pro Bowl, an honor each received for the third consecutive year.

Klemm, a three-time Super Bowl champion during his NFL playing career, joined the Steelers after nine seasons in the collegiate ranks. Most recently, Klemm was the Associated Head Coach/Run Game Coordinator/Offensive Line at UCLA from 2012-16.

While at UCLA, Klemm was part of an offense that broke numerous records, including single-season pass yards (3,860), rush yards (2,761), scoring (482 points) and total offense (6,531 yards). He directed a running game that produced the nation's ninth-best rusher. In 2014, UCLA set the record for the least amount of sacks allowed in a season in program history and featured the leading rusher in the PAC-12 Conference. In 2015, Klemm was responsible for recruiting the No. 1 offensive line class in the country. He also received Pac-12 Conference Recruiter of the Year accolades. Klemm coached two All-American offensive linemen, eight All Pac-12 Conference players and several Freshman All-Americans, as well as Morris Trophy recipient Xavier Su'a-Filo, while a member of the Bruins' staff.

Prior to his arrival at UCLA, the Bruins hadn't had an offensive lineman selected in the NFL Draft since 1999. During his tenure, Klemm mentored seven NFL Draft picks and four undrafted free agents that made a team's 53-man roster.

Klemm began his collegiate coaching career as a graduate assistant at Southern Methodist University in 2008, before serving as the program's Offensive Line Coach/Recruiting Coordinator from 2009-11. SMU featured the nation's seventh-leading rusher in Zach Line, who finished a campaign with 1,494 rushing yards — the second-best single-season tally in school history (Eric Dickerson, 1982). During Klemm's SMU tenure, the football team set numerous offensive records in school history, including total offense, passing yards and first downs while producing the first collegiate 1,000-yard rusher and back-to-back 1,000-yard rushers under Head Coach June Jones.

Klemm coached six different offensive linemen to All-Conference honors, along with two being selected in the NFL Draft, including former Steelers offensive lineman Kelvin Beachum. Klemm was tabbed Conference USA Recruiter of the Year and named the Non-BCS National Recruiter of the Year.

Klemm was a four-year starter at the University of Hawaii (1996-99) and a part of the biggest turnaround in NCAA history. Hawaii improved from 0-12 to 9-4 to win a bowl game during the 1999 season. Following his senior year, Klemm was selected as the starting left tackle in the Senior Bowl and received invitations to the East-West Shrine Game and the Hula Bowl. He earned a bachelor's degree in liberal arts from Excelsior College in 2008.

Klemm was selected by the New England Patriots in the second-round of the 2000 NFL Draft, where he spent the first five of his seven NFL seasons. He was a member of three Patriots Super Bowl Championship teams (XXXVI, XXXVII and XXXIX) before joining the Green Bay Packers in 2005.

A native of Los Angeles, Calif., Klemm has two sons, Jalen and Nikko.

KLEMM'S FOOTBALL CAREER

2021	Pittsburgh Steelers	Offensive Line
2019-20		Assistant Offensive Line
2012-2016	UCLA	Associate Head Coach/Run Game Coordinator/Offensive Line
2009-11	Southern Methodist	Offensive Line/Recruiting Coordinator
2008		Graduate Assistant



JERRY OLSAVSKY

Inside Linebackers Coach

YEARS WITH STEELERS: 12

NFL EXPERIENCE: 12

Jerry Olsavsky is in his seventh season as the team's inside linebackers coach. Olsavsky was promoted to his current position on February 6, 2015.

Olsavsky's inside linebackers room developed a next-man-up mentality in 2020 with a season-ending injury to 2019 first-round pick Devin Bush in Week 6, followed by a Week 13 injury to his replacement, Robert Spillane, which held Spillane out through the end of the regular season.

Despite the personnel changes, the inside linebacking corps continued to play at a high level, as the defense finished top-five in the League in 46 defensive categories.

Olsavsky oversaw the development of rookie Devin Bush in 2019. He set a franchise rookie record with 109 tackles, which is the most by a Steeler in a season since Lawrence Timmons had 114 in 2016. Bush was the only NFL rookie with a fumble recovery (4), interception (2), forced fumble (1) and 100 or more tackles (109).

Bush was the first NFL rookie with at least 100 tackles, 4 fumble recoveries, 2 interceptions, 1 forced fumble and 1.0 sack in the same season since Bennie Blades of the Detroit Lions in 1988. He also was the first NFL rookie since the 1970 NFL-AFL merger with at least 85 tackles, 4 fumble recoveries, 2 interceptions and 1 TD fumble return in a season.

Two veteran inside linebackers and one new face to the Steelers' defensive unit led Olsavsky's room in 2018. Vince Williams led all linebackers with 76 total tackles (50 solo) starting all of his 14 games played, adding 4.5 sacks and 10 quarterback hits. Jon Bostic made 73 tackles (46 solo) in his first year with the Steelers, along with 2.5 sacks.

The inside linebacker unit was faced with adversity three quarters of the way through the 2017 season. Ryan Shazier, who earned his first Pro Bowl selection, was tied for the most interceptions among AFC linebackers (3), tied for second among all AFC defensive players in solo tackles (68) and leading all NFL linebackers with 11 passes defended before he suffered a season-ending injury in Week 13. Despite losing Shazier, the inside linebacking corps continued to play at a high level.

Williams finished second on the Steelers with a career-high 8.0 sacks and registered a single-season best 88 tackles to finish third on the team's defense while starting all 16 regular-season games.

Tyler Matakevich scored the team's first points of the 2017 season by recovering a blocked punt in the end zone in Week 1. He led the special teams unit in tackles for the second consecutive season with 14.

In 2016, the inside linebacker unit was led by Shazier and Timmons. Including the postseason, Shazier totaled 105 tackles, 3.5 sacks, 5 interceptions, 3 forced fumbles and 1 fumble recovery. He was named a Pro Bowl alternate for his efforts.

Counting the postseason, Timmons totaled 143 tackles, 4.5 sacks, 2 interceptions and 1 forced fumble. The 2016 season marked the fifth straight year Timmons recorded at least 100 tackles, and it marked the fourth straight season that he led the team in tackles.

Olsavsky also guided Matakevich, a rookie inside linebacker, who led the Steelers with 12 special teams tackles during the 2016 regular season.

In 2015, Shazier finished second on the team in tackles, while adding 3.5 sacks and 2 forced fumbles, despite missing four games due to various injuries. In Week 2 vs. San Francisco, Shazier had a breakout game, recording 15 tackles, 1.0 sack, 1 forced fumble and 1 fumble recovery. Shazier also led the team in tackles (20) and forced fumbles (2) during the postseason.

Another member of Olsavsky's group, Williams, led the team with 11 tackles on special teams during the 2015 regular season.

Prior to his promotion, Olsavsky was a defensive assistant for five seasons. He assisted all areas of the defensive staff in their daily operations. In Olsavsky's five years as a defensive assistant, the Steelers' defense ranked top-two in the league in total defense three times, including back-to-back years (2011-12) as the number-one ranked defense.

A 10-year NFL veteran, Olsavsky spent seven seasons coaching linebackers for Youngstown State University. Prior to coaching at Youngstown State, Olsavsky spent one year as an assistant strength coach at the University of North Carolina. He also coached at his alma mater, Chaney High School in Youngstown and at Duquesne University.

Olsavsky, was selected by the Steelers in the 10th round (258th overall) of the 1989 NFL Draft, and played linebacker from 1989-97. He saw action in 108 games for the Steelers, making 227 tackles, while also excelling on special teams. Olsavsky battled back from a career threatening knee injury in 1993 and helped lead the Steelers to a berth in Super Bowl XXX. In 1995, he was the recipient of the Steelers' Ed Block Courage Award, given annually to the Steeler that overcomes many obstacles to achieve great success on the field. Olsavsky finished his playing career in 1998 with the Baltimore Ravens.

Playing collegiately at the University of Pittsburgh, Olsavsky was a first-team Kodak All-American as a senior in 1988, when he made 129 tackles. He became the Panthers' first defensive player since 1976 to record more than 100 tackles in three consecutive seasons. He earned his degree in information science in 1990.

Olsavsky was born in Youngstown, Ohio, and he resides in Pittsburgh with his three children, Joseph, Emma and Dominic.

OLSAVSKY'S FOOTBALL CAREER

2015-20	Pittsburgh Steelers	Inside Linebackers
2010-14		Steelers Defensive Assistant
2003-09	Youngstown State	Linebackers
2002	University of North Carolina	Assistant Strength Coach
2001	Duquesne University	Volunteer Coach
2000	Chaney High School (Youngstown, Ohio)	Volunteer Coach
1999	Thomas Jefferson High School (Jefferson Hills, Pa.)	Volunteer Coach



ALFREDO ROBERTS

Tight Ends Coach

YEARS WITH STEELERS: 1

NFL EXPERIENCE: 18

Alfredo Roberts is in his first year as the team's tight ends coach. He was hired on Jan. 25, 2021.

Roberts, who starts his 23rd year of coaching overall, spent the previous four seasons with the Los Angeles Chargers as their running backs coach (2017-19) and tight ends coach (2020). He also has made stops in Indianapolis (2012-15), Tampa Bay (2009-11), Cleveland (2007-08) and Jacksonville (2003-06).

Over his 16 seasons coaching in the NFL, Roberts has mentored multiple Pro Bowl players at tight end and running back, as well as All-Rookie honorees for tight end Dwayne Allen in 2012.

Roberts coached running back Melvin Gordon III in 2018 to his second Pro Bowl. Gordon III registered 1,375 scrimmage yards. He surpassed 1,300 yards from scrimmage for the third consecutive season. Fullback Derek Watt was also named a third alternate for the Pro Bowl.

As tight ends coach in Indianapolis for four seasons, he tutored both Allen and Coby Fleener, who became the first pair of tight ends in NFL history to each have eight or more TD receptions in a season (2014). Roberts also coached current Colts' starting tight end, Jack Doyle.

In 2003, Roberts accepted his first NFL position as the tight ends coach for the Jacksonville Jaguars, guiding Mercedes Lewis as a rookie.


Roberts began his coaching career in 1998 at Florida Atlantic University. He spent the first two years recruiting prior to the program's inaugural season in 2000. Roberts coached tight ends for two seasons (2000-01) before coaching the Owls' wide receivers in 2002.

Roberts was an eighth-round pick by Kansas City in the 1988 NFL Draft. He spent three seasons with the Chiefs before joining Dallas in 1991. Roberts was part of two Super Bowl championship teams in Dallas (1992 and '93). He played in every game for five consecutive seasons. Roberts finished his career with 50 catches for 476 yards and two TDs in 82 career games.

A native of Fort Lauderdale, Fla., Roberts graduated from the University of Miami, where he was a member of two national championship teams as a tight end. Roberts played on five bowl teams for the Hurricanes, including two Orange Bowls, two Fiesta Bowls and one Sugar Bowl.

ROBERTS' FOOTBALL CAREER

2021	Pittsburgh Steelers	Tight Ends
2020	Los Angeles Chargers	Tight Ends
2017-19		Running Backs
2016	Carmel High School (Ind.)	Tight Ends
2012-15	Indianapolis Colts	Tight Ends
2009-11	Tampa Bay Buccaneers	Tight Ends
2007-08	Cleveland Browns	Tight Ends
2003-06	Jacksonville Jaguars	Tight Ends
2001-02	Florida Atlantic	Wide Receivers
1999-2000		Running Backs



MIKE SULLIVAN

Quarterbacks Coach

YEARS WITH STEELERS: 1

NFL EXPERIENCE: 17

Mike Sullivan is in his first year as the team's quarterbacks coach. He was hired on Feb. 8, 2021.

Sullivan will enter his 17th season as an NFL coach in 2021. He has tutored five players that reached the Pro Bowl, including Odell Beckham Jr. (2016), Vincent Jackson (2012), Eli Manning (2011, '15), Doug Martin (2012) and Steve Smith (2009).

Sullivan has coached quarterbacks or coordinated offenses in Denver (2018), New York Giants (2010-11, 2015-17) and Tampa Bay (2012-13). Sullivan also coached wide receivers in the League with the New York Giants (2004-09). He started coaching in the NFL with Jacksonville as a defensive quality control (2002) and offensive assistant (2003).

Sullivan, who most recently was the Director of Recruiting for Army West Point, served as offensive coordinator for two years with the Giants under head coach Ben McAdoo. In 2017, Sullivan took over offensive play-calling for the team in Week 6 and continued that responsibility through the remainder of the year.

In his first season as offensive coordinator for the Giants in 2016, New York finished 11-5. Quarterback Eli Manning recorded his fifth 4,000-yard season under Sullivan and wide receiver Odell Beckham Jr. ranked third in the NFL with 1,367 receiving yards.

Before his second stint with the Giants, Sullivan spent two seasons as offensive coordinator for the Buccaneers. Tampa Bay's 2012 squad featured a 4,000-yard passer (Josh Freeman - 4,065 yards), a 1,000-yard rusher (Doug Martin - 1,454 yards) and a 1,000-yard receiver (Vincent Jackson - 1,384 yards). The Bucs finished that season ranked ninth in total offense, setting a franchise record by averaging 363.8 yards/game.

Sullivan won two Super Bowls—XLII (2007) and XLVI (2011)—during his first eight seasons with the Giants. He coached wide receivers for six seasons before being elevated to quarterbacks coach.

In the Giants' 2011 Super Bowl season—Manning's second year working with Sullivan—the quarterback set career highs in passing yards (4,933) and yards/attempt (8.4). In New York's four playoff games, Manning averaged more than 300 yards/game and finished the postseason with nine TDs against just one interception.

As wide receivers coach for the Giants, Sullivan worked with a pair of 1,000-yard receivers in Plaxico Burress (2005, '07) and Steve Smith (2009).

Sullivan coached for eight seasons in the collegiate ranks, beginning with a graduate assistant post at Humboldt State University in 1993. He coached linebackers at his alma mater, Army, from 1995-96 before moving on to coach defensive backs at Youngstown State University from 1997-98.

Sullivan returned to Army to coach defensive backs from 1999-2000 and then worked for one season as defensive backs coach at Ohio University before making a move to the NFL.

A former defensive back at Army, Sullivan is a graduate of the U.S. Army Airborne, Ranger and Air Assault schools.

SULLIVAN'S FOOTBALL CAREER

2021	Pittsburgh Steelers	Quarterbacks
2018	Denver Broncos	Quarterbacks
2016-17	New York Giants	Offensive Coordinator
2015		Quarterbacks
2012-13	Tampa Bay Buccaneers	Offensive Coordinator
2010-11	New York Giants	Quarterbacks
2004-09		Wide Receivers
2003	Jacksonville Jaguars	Offensive Assistant
2002		Defensive Quality Control
2001	Ohio University	Defensive Backs
1999-2000	Army	Defensive Backs
1997-98	Youngstown State	Defensive Backs
1996	Army	Outside Linebackers
1995		Assistant Linebackers
1993	Humboldt State	Graduate Assistant



CHRIS MORGAN

Assistant Offensive Line Coach

YEARS WITH STEELERS: 1

NFL EXPERIENCE: 12

Chris Morgan is in his first year as the team's assistant offensive line coach. He was hired on Feb. 8, 2021.

Morgan, who has coached in two Super Bowls, will enter his 13th as an NFL offensive line coach. He joins the Steelers after a six-year stint with Atlanta (2015-20), where he served as the Falcons offensive line coach (2015-17), run game coordinator/offensive line (2018) and offensive line coach (2019-20). Morgan was also an assistant offensive line coach in Seattle (2014), Washington (2011-13) and Oakland (2009-10).

In 2019, Morgan coached an offensive line whose production allowed the offense to average 379.7 yards per game, the fifth-most in the NFL, and average 294.6 passing yards per game, the third-highest average in the league.

The Falcons selected two offensive linemen in the first round of the 2019 Draft, guard Chris Lindstrom (16th) and tackle Kaleb McGary (31st). Under Morgan's guidance, both players earned starting roles coming out of training camp. Lindstrom was unfortunately sidelined after suffering an injury in Week 1, but he would return, and the duo started the last four games of the season, showing the growth and potential that should solidify the right side of the offensive line for years to come.

In 2018, Morgan coached an offensive line that blocked for an offense that averaged 389.1 yards per game, the sixth-most yards per game in the league. The offensive line's blocking was also a major part in the offense averaging 290.8 passing yards per game, which was the fourth-highest average in the NFL.

Under Morgan's guidance, the offensive line was able to keep quarterback Matt Ryan upright and able to throw for 4,294 yards and 35 touchdowns. The offensive line's production made it possible for the Falcons to average 6.16 yards per play in 2018, which was the fifth most in the NFL and the second-highest yards per play average in franchise history.

Morgan continued to oversee the growth of center Alex Mack, who was selected to his sixth Pro Bowl – his fourth straight selection. Tackle Jake Matthews was also selected to his first Pro Bowl under Morgan's guidance in 2018 as well.

In 2017, Morgan coached an offensive line that only allowed 24 sacks, which was tied for the third-lowest amount in the NFL. Morgan's offensive line was also a catalyst for the eighth-best offense in the league. The Falcons offense averaged 364.8 yards per game and blocked for quarterback Matt Ryan who averaged 249.4 passing yards per game, which was also the eighth highest in the league. Their blocking also helped the 10-year veteran reach his seventh straight 4,000 passing yard season.

Morgan coached Mack who was selected to his third consecutive Pro Bowl after anchoring the offensive line for the second year in Atlanta. In 2017, Morgan's offensive line showed its ability to sustain blocks by springing the offense for 230 big plays (plays that are 10+ yards) and allowing Ryan to average 7.8 yards per pass attempt, both of which were the fifth in their categories.

Morgan's teaching was essential in helping the offensive line block for the Falcons running backs, who averaged 4.3 yards per carry, which was eighth in the NFL in 2017. The offensive line also blocked for an offense that was third in the NFL in explosive runs (12+ yards-or-more).

During his second season with the Falcons, Morgan's offensive line blocked for Ryan, who was awarded the NFL MVP award at the end of the 2016 season. The offensive line was a major reason why the team averaged a league-high and franchise-high 33.8 points per game. The Falcons broke the franchise record for most points scored in a season in Week 15, with the help of the offensive line, when they scored 540 total points on the season, which tied them with the 2000 St. Louis Rams for the eighth-most points scored in a season.

The offensive line blocked for Ryan, who threw for a career and franchise-high 4,944 yards and 38 touchdowns. Ryan also had a career-high 117.1 passer rating, which was the fifth-best all-time passer rating. Morgan also helped coach Mack, who was selected to his fourth Pro Bowl.

Morgan's offensive line also helped pave the way for a rushing attack that racked up 1,928 yards on the season, which was fifth in the league in 2016. Under his guidance, the offensive line blocked for running back Devonta Freeman, who finished in the top 10 in rushing for the second year in a row and made it to his second consecutive Pro Bowl.

During Morgan's first year in 2015, his offensive line helped produce the Falcons' first 1,000-yard rusher since 2011, while giving up the eighth-fewest sacks in the league last year. The offensive line also helped block for an offense that recorded 374.1 yards per game, which was seventh in the NFL.

Morgan spent the 2014 season as assistant offensive line coach for the Seattle Seahawks. In 2014, Seattle used eight different starting combinations on the offensive line, including playoffs, and still led the NFL in rushing yards, recording a franchise-high 2,762 yards. In addition to leading the league in rushing last season, the Seahawks offensive line also assisted in helping Seattle lead the NFL in explosive plays (135) and explosive running plays (61) while paving the way to Super Bowl XLIX.

Prior to arriving in Seattle, Morgan served as an assistant offensive line coach with the Washington Football Team (2011-13) and Oakland Raiders (2009-10). In 2012, Morgan helped direct a unit that rushed for a team-record 2,709 yards, marking the franchise's first team rushing crown since 1933 and their club's first NFC East title since 1999. Also during his time with the Football Team, tackle Trent Williams was selected to two consecutive Pro Bowls in 2012 and 2013.

In 2010, Oakland ranked 10th in the NFL in yards per game (356.6) and sixth in points per game (25.6). Prior to Oakland, Morgan spent the previous five seasons coaching at the high school level in his native Texas, serving as offensive line coach, special teams coordinator, offensive coordinator and assistant head coach at Westfield High School in Houston.

Morgan served as an offensive graduate assistant at the University of Idaho after two years as an assistant coach at Copperas Cove (Texas) High. He played offensive line at the University of Colorado from 1995-1999 and earned his master's degree in educational leadership at Idaho.

MORGAN'S FOOTBALL CAREER

2021	Pittsburgh Steelers	Assistant Offensive Line
2015-20	Atlanta Falcons	Offensive Line
2014	Seattle Seahawks	Assistant Offensive Line
2011-13	Washington Redskins	Assistant Offensive Line
2009-10	Oakland Raiders	Assistant Offensive Line



DENZEL MARTIN

Assistant Outside Linebackers Coach

YEARS WITH STEELERS: 6

NFL EXPERIENCE: 6

Denzel Martin is in his second season as Pittsburgh’s assistant outside linebackers coach, after previously serving two seasons as a coaching assistant (2018-19) and two more as the Steelers’ scouting assistant (2016-17).

In 2020, Martin assisted with one of the top pass rushing units in the NFL, which included the tandem of T.J. Watt and Bud Dupree, who combined for 23.0 sacks, 56 quarterback hits and 31 tackles for loss. His responsibilities include game preparation, video analysis and scouting of opponents.

As a coaching assistant, Martin handled the daily operations for defense and worked with the team’s defensive line and outside linebackers in 2019, after assisting with the unit’s middle linebackers in 2018.

Prior to joining the Steelers in 2016, Martin spent a year as a recruiting graduate assistant at the University of Missouri in 2015, where he played linebacker from 2010-14. Martin, a native of St. Louis, Mo., received a degree in multidisciplinary studies in 2014 and a master’s in education with an emphasis in positive coaching from Missouri in 2015.

MARTIN'S FOOTBALL CAREER		
2020-21	Pittsburgh Steelers	Assistant Outside Linebackers
2018-19		Defensive Coaching Assistant
2017-16		Scouting Assistant
2015	University of Missouri	Recruiting Graduate Assistant



BLAINE STEWART

Assistant Wide Receivers Coach

YEARS WITH STEELERS: 4

NFL EXPERIENCE: 4


Blaine Stewart is in his second season as Pittsburgh’s assistant wide receivers coach, after previously serving two seasons as a coaching assistant.

In 2020, Stewart assisted a wide receivers room that included the rookie wide receiver Chase Claypool, who led all rookies in touchdown catches (9) and finished second among all rookies in total touchdowns (11). His responsibilities include game preparation, video analysis and scouting of opponents.

As a coaching assistant (2018-19), Stewart handled the daily operations for the offense and special teams units.

A native of Morgantown, W. Va., Stewart played wide receiver at the University of Charleston (W. Va.) in 2016 and 2017, after beginning his collegiate career at James Madison University (2013-15). He received a bachelor’s in sport and recreation management from James Madison in 2016, before completing a master’s in business administration from Charleston in 2017.

STEWART'S FOOTBALL CAREER		
2020-21	Pittsburgh Steelers	Assistant Wide Receivers
2018-19		Offensive Coaching Assistant



MATT TOMSHO

Quality Control Coach

YEARS WITH STEELERS: 1

NFL EXPERIENCE: 1

Matt Tomsho is in his first season as the team's quality control coach. Tomsho assists in the daily operations for the offense. His responsibilities include game preparation, video analysis and scouting of opponents.

Tomsho joins the Steelers staff after a two-year (one season) stint at Wisconsin-Eau Claire. He served as the Bluegolds wide receivers coach and strength and conditioning coordinator. Tomsho was also an offensive graduate assistant at Maryland (2018), offensive analyst at LSU (2017) and offensive assistant at Pitt (2016).

TOMSHO'S FOOTBALL CAREER

2021	Pittsburgh Steelers	Quality Control
2019-20	Wisconsin-Eau Claire	Wide Receivers/Strength & Conditioning Coordinator
2018	University of Maryland	Offensive Graduate Assistant
2017	Louisiana State	Offensive Assistant
2016	University of Pittsburgh	Offensive Assistant



GARRETT GIEMONT

Senior Conditioning Coordinator

YEARS WITH STEELERS: 15

NFL EXPERIENCE: 49

Garrett Giemont is in his 15th season as conditioning coordinator for the Steelers after being hired on January 31, 2007.

Giemont was honored with the NFL's 2015 Strength and Conditioning Coach of the Year award by Samson Equipment, which was presented by *American Football Monthly* at the end of the 2014 season.

Giemont was also named the 2008 Strength and Conditioning Coach of the Year/Super Bowl Achievement Award from the Professional Football Strength and Conditioning Coaches Society.

Giemont has 30+ years of experience in the NFL, and served as the Tampa Bay Buccaneers' strength and conditioning coordinator (2003-05) prior to joining the Steelers.

Giemont was named Coach of the Year by The Professional Football Strength and Conditioning Coaches Society after the 2002 season while working for the Oakland Raiders under head coach Bill Callahan. Giemont spent eight seasons as a member of the Raiders' staff, including the first seven as strength and conditioning coach and the final season as strength and conditioning coordinator.

Prior to joining the Raiders, Giemont spent three seasons in Major League Baseball as the Director of Physical Development for the Chicago Cubs (1992-94). He originally entered the NFL with the Los Angeles Rams in 1970 as a part-time training assistant and served as the Rams' assistant trainer from 1978-82. From 1983-89, Giemont was the Rams' strength and conditioning trainer and worked as the team's strength and conditioning coach from 1990-91.

Giemont and his wife, Sonya, have two sons, Jackson and Jett.

GIEMONT'S FOOTBALL CAREER

2007-21	Pittsburgh Steelers	Conditioning Coordinator
2003-06	Tampa Bay Buccaneers	Strength & Conditioning Coach
2002	Oakland Raiders	Strength & Conditioning Coordinator
1995-2001		Strength & Conditioning Coach
1990-91	L.A. Rams	Strength & Conditioning Coach
1983-89		Strength & Conditioning Trainer
1978-82		Assistant Trainer
1970-77		Training Assistant



MARCEL PASTOOR

Head Strength & Conditioning Coach

YEARS WITH STEELERS: 21

NFL EXPERIENCE: 23

Marcel Pastoor is in his 18th season as the Steelers' strength and conditioning assistant coach and his 21st overall season with the team.

Pastoor assists conditioning coordinator Garrett Giemont with the strength and conditioning program.

Pastoor received his undergraduate degree from Virginia Tech in exercise physiology and kinesiology in 2000. He completed his master's from the University of Pittsburgh in exercise physiology, graduating with honors in 2003.

Prior to joining the Steelers, Pastoor interned with the Washington Football Team in 1998 and was the volunteer assistant strength coach for Radford University from 1999-2001.

Pastoor and his wife Cayce have a daughter, Catelyn Ann, and a son, Carter Matthew.

PASTOOR'S FOOTBALL CAREER

2021	Pittsburgh Steelers	TBD
2004-20		Strength & Conditioning Assistant Coach
2001-03		Strength & Conditioning Intern
1999-2000	Washington Redskins	Intern Strength Coach



RODAIN DELUS

Strength & Conditioning Assistant

YEARS WITH STEELERS: R

NFL EXPERIENCE: R

Rodain Delus is in his first season as the Steelers' assistant strength and conditioning coach, after previously serving three seasons as the team's strength and conditioning intern. Delus assists in the daily operations for the strength and conditioning program.

Delus joins the Steelers staff after two seasons as a graduate assistant athletic trainer at the University of South Carolina. Prior to that, he spent a year as the head athletic trainer at Grey Collegiate Academy (Columbia, S.C.). In 2017, Delus began his NFL career with the Detroit Lions where he served as an intern athletic trainer.

PITTSBURGH STEELERS / REGULAR SEASON WEEK 17 / THROUGH SUNDAY, JANUARY 3, 2021

MIKE TOMLIN (2 GAMES) / ADRIAN KLEMM (2 GAMES)				
WON 1, LOST 1				
09/12	W	23-16	at Buffalo	69/78
09/19	L	17-26	Las Vegas	63/707

2021 TEAM STATISTICS				
	PIT	OPP.		
FIRST DOWNS	33	44		
Rushing	7	12		
Passing	22	30		
Penalty	4	2		
Third Down-Made/Att	9/24	13/31		
Third Down Efficiency	37.5%	41.9%		
Fourth Down-Made/Att	0/1	2/4		
Fourth Down Efficiency	0.0%	50.0%		
TOTAL NET YARDS	583	796		
Avg. Per Game	291.5	398.0		
Total Plays	111	143		
Avg. Per Play	5.3	5.6		
NET YARDS RUSHING	114	169		
Avg. Per Game	57.0	84.5		
Total Rushes	35	50		
Avg. Per Rush	3.3	3.4		
NET YARDS PASSING	469	627		
Avg. Per Game	234.5	313.5		
Sacked/Yards Lost	4/14	5/25		
Gross Yards	483	652		
Attempts/Completions	72/45	88/58		
Pct. of Completion	62.5%	65.9%		
Had Intercepted	4	0		
PUNTS/AVERAGE	9/44.9	7/46.7		
Net Punting Average	41.9	32.6		
PUNT RETURN/AVG.	3/8.7	3/9.0		
KICKOFF RETURN/AVG.	4/23.0	5/33.0		
INTERCEPTION RETURN/AVG.	0/0.0	1/15.0		
PENALTIES/YARDS	10/75	13/121		
FUMBLE/BALL LOST	2/0	6/1		
TOUCHDOWNS	4	3		
Rushing	1	0		
Passing	2	3		
Returns	1	0		
EXTRA POINTS/ATTEMPTS	4/4	3/3		
TWO POINT CONVERSION/ATT.	0/0	0/0		
FIELD GOALS/ATTEMPTS	4/4	7/7		
AVG. TIME OF POSSESSION	26:11	33:49		
% SCORE BY PERIODS	Q1	Q2	Q3	Q4
TEAM	0	7	6	27
OPPONENTS	6	13	7	16
SCORING	TD	RU	PA	RT
C. Boswell	0	0	0	0
U. Gilbert III	1	0	0	0
N. Harris	1	0	1	0
D. Johnson	1	0	1	0
J. Smith-Schuster	1	1	0	0
TEAM	4	1	2	1
OPPONENTS	3	0	3	0

SACKS: T. Watt 3.0, C. Heyward 1.0, M. Ingram III 1.0, TM 5.0, OPP 4.0 FUM/LOST: B. Roethlisberger 2/0, TM 2/0, OPP 6/1

% PASSING	ATT	CMP	YDS	CMP%	YDS/ATT	TD	TD%	INT	INT%	LONG	SACK	LOST	RATING
B. Roethlisberger	71	44	472	62.0	6.6	2	2.8	1	1.4	52	4	14	84.9
TEAM	71	44	472	62.0	6.6	2	2.8	1	1.4	52	4	14	84.9
OPPONENTS	88	58	652	65.9	7.4	3	3.4	0	0.0	61t	5	25	99.2

% RUSHING	NO.	YDS	AVG	LONG	TD
N. Harris	26	83	3.2	18	0
C. Claypool	2	22	11.0	25	0
B. Roethlisberger	4	4	1.0	7	0
J. Smith-Schuster	1	3	3.0	3t	1
B. Snell Jr.	2	1	0.5	1	0
TEAM	35	113	3.2	25	1
OPPONENTS	50	169	3.4	25	0

% RECEIVING	TAR	NO.	YDS	AVG	LONG	TD
D. Johnson	22	14	141	10.1	41	1
J. Smith-Schuster	15	10	93	9.3	24	0
C. Claypool	14	6	115	19.2	52	0
N. Harris	8	6	47	7.8	25t	1
P. Freiermuth	5	5	60	12.0	24	0
E. Ebron	4	1	19	19.0	19	0
J. Washington	3	2	10	5.0	9	0
Z. Gentry	1	1	-2	-2.0	-2	0
TEAM	72	45	483	10.7	52	2
OPPONENTS	86	58	652	11.2	61t	3

% INTERCEPTIONS	NO.	YDS	AVG	LONG	TD
OPPONENTS	1	15	15.0	15	0

% FUMBLES	FUM	LST	FF	REC	TD
B. Roethlisberger	2	0	0	1	0
C. Okorafor	0	0	0	1	0
TEAM	2	0	0	2	0
OPPONENTS	6	1	0	2	0

% PUNTING	NO.	YDS	AVG	NET	TB	IN	LG	B
P. Harvin III	9	404	44.9	41.9	0	5	59	0
TEAM	9	404	44.9	41.9	0	5	59	0
OPPONENTS	7	327	46.7	32.6	2	4	55	1

% PUNT RETURNS	RET	FC	YDS	AVG	LONG	TD
R. McCloud	3	1	26	8.7	15	0
TEAM	3	1	26	8.7	15	0
OPPONENTS	3	2	27	9.0	16	0

% KICKOFF RETURNS	NO.	YDS	AVG	LONG	TD
R. McCloud	4	92	23.0	28	0
TEAM	4	92	23.0	28	0
OPPONENTS	5	165	33.0	75	0

% FIELD GOALS	1-19	20-29	30-39	40-49	50+
C. Boswell	0/0	2/2	0/0	1/1	1/1
TEAM	0/0	2/2	0/0	1/1	1/1
OPPONENTS	0/0	1/1	2/2	4/4	0/0

C. Boswell: (240, 200, 450) (560)
OPP: (370, 250, 420) (466, 330, 410, 450)

2-Pt Conv: TM 0-0, OPP 0-0

2021 REGULAR SEASON PITTSBURGH STEELERS DEFENSIVE STATS (THROUGH WEEK 2)											
POS.	PLAYER	TKL.	AST.	TOTAL	TFL	SACKS/YDS.	PR	FR	FF	INT./YDS.	PD
S	M. Fitzpatrick	10	6	16	0	0.0/0.0	0	0	0	0/0	1
LB	J. Schobert	9	7	16	0	0.0/0.0	0	0	0	0/0	2
CB	J. Pierre	12	0	12	0	0.0/0.0	0	0	0	0/0	1
S	T. Edmunds	9	2	11	2	0.0/0.0	0	0	0	0/0	0
DT	C. Heyward	6	5	11	2	1.0/6.0	1	1	1	0/0	3
LB	R. Spillane	8	2	10	1	0.0/0.0	0	0	0	0/0	0
LB	D. Bush	6	4	10	0	0.0/0.0	0	0	1	0/0	0
CB	C. Sutton	7	1	8	2	0.0/0.0	0	0	0	0/0	2
LB	A. Highsmith	6	1	7	1	0.0/0.0	0	0	0	0/0	0
LB	T. Watt	6	1	7	1	3.0/11.0	6	0	2	0/0	0
DB	T. Norwood	5	1	6	0	0.0/0.0	0	0	0	0/0	0
CB	J. Haden	3	2	5	0	0.0/0.0	0	0	1	0/0	0
DE	T. Alualu	2	3	5	0	0.0/0.0	1	0	0	0/0	0
LB	M. Ingram III	2	3	5	2	1.0/8.0	4	0	0	0/0	1
CB	A. Maulet	1	1	2	0	0.0/0.0	0	0	0	0/0	0
DL	C. Wormley	1	1	2	0	0.0/0.0	0	0	0	0/0	1
DT	C. Davis	1	0	1	0	0.0/0.0	0	0	0	0/0	0
OLB	J. Jones	1	0	1	0	0.0/0.0	1	0	0	0/0	0
CB	J. Layne	1	0	1	0	0.0/0.0	0	0	0	0/0	0
DE	I. Buggs	0	1	1	0	0.0/0.0	0	0	0	0/0	0
DE	I. Loudermilk	0	1	1	0	0.0/0.0	0	0	0	0/0	0
STEELERS TOTALS		96	42	138	11	5.0/25.0	13	1	5	0/0	11
OPP. TOTALS		71	22	93	9	4.0/14.0	16	0	1	1/15	13

2021 STEELERS SPECIAL TEAMS			
POS.	PLAYER	TKL.	AST. COMB.
CB	Layne, Justin	0	2 2
CB	Pierre, James	0	2 2
LB	Spillane, Robert	0	2 2
ILB	Gilbert III, Ulysees	1	0 1
OLB	Jones, Jamir	1	0 1
CB	Maulet, Arthur	1	0 1
DB	Norwood, Tre	1	0 1
FB	Watt, Derek	1	0 1
RB	Snell Jr., Benny	0	1 1
TOTALS		5	7 12

DEFENSIVE STATS BY RANK							
SACKS		INTERCEPTIONS		TACKLES FOR LOSS		PASSES DEFENSED	
PLAYER	NO.	PLAYER	NO.	PLAYER	NO.	PLAYER	NO.
T. Watt	3.0			T. Edmunds	2	C. Heyward	3
C. Heyward	1.0			C. Heyward	2	J. Schobert	2
M. Ingram III	1.0			M. Ingram III	2	C. Sutton	2
				C. Sutton	2	M. Fitzpatrick	1
				A. Highsmith	1	M. Ingram III	1
				R. Spillane	1	J. Pierre	1
				T. Watt	1	C. Wormley	1

(AS OF SEP 21, 2021, 4:14 AM EDT)						2021 - REGULAR SEASON		
PLAYER	TACKLES	SOLO	ASSISTS	FOR FUMBLES	FUMBLE REC	BLKD FG	BLKD PAT	BLKD PUNT
Justin Layne	2	0	2	0	0	0	0	0
James Pierre	2	0	2	0	0	0	0	0
Robert Spillane	2	0	2	0	0	0	0	0
Ulysees Gilbert III	1	1	0	0	0	0	0	0
Jamir Jones	1	1	0	0	0	0	0	0
Arthur Maulet	1	1	0	0	0	0	0	0
Tre Norwood	1	1	0	0	0	0	0	0
Benny Snell Jr.	1	0	1	0	0	0	0	0
Derek Watt	1	1	0	0	0	0	0	0
Miles Killebrew	0	0	0	0	0	0	0	1
2021 TOTALS	12	5	7	0	0	0	0	1

2021 REGULAR SEASON												
OFFENSE												
DATE	OPPONENT	WR	LT	LG	C	RG	RT	TE	RB	QB	WR	TE
9/12	at Buffalo	JuJu Smith-Schuster	Dan Moore Jr.	Kevin Dotson	Kendrick Green	Trai Turner	Chukwuma Okorafor	Pat Freiermuth	Najee Harris	Ben Roethlisberger	Diontae Johnson	Eric Ebron
9/19	Las Vegas	Chase Claypool/ JuJu Smith-Schuster	--	--	Kendrick Green	--	--	Pat Freiermuth	Najee Harris	Ben Roethlisberger	--	--
9/26	Cincinnati	--	--	--	--	--	--	--	--	--	--	--
10/3	at Green Bay	--	--	--	--	--	--	--	--	--	--	--
10/10	Denver	--	--	--	--	--	--	--	--	--	--	--
10/17	Seattle	--	--	--	--	--	--	--	--	--	--	--
10/31	at Cleveland	--	--	--	--	--	--	--	--	--	--	--
11/8	Chicago	--	--	--	--	--	--	--	--	--	--	--
11/14	Detroit	--	--	--	--	--	--	--	--	--	--	--
11/21	at L.A. Chargers	--	--	--	--	--	--	--	--	--	--	--
11/28	at Cincinnati	--	--	--	--	--	--	--	--	--	--	--
12/5	Baltimore	--	--	--	--	--	--	--	--	--	--	--
12/9	at Minnesota	--	--	--	--	--	--	--	--	--	--	--
12/19	Tennessee	--	--	--	--	--	--	--	--	--	--	--
12/26	at Kansas City	--	--	--	--	--	--	--	--	--	--	--
1/3	Cleveland	--	--	--	--	--	--	--	--	--	--	--
1/9	at Baltimore	--	--	--	--	--	--	--	--	--	--	--

2021 REGULAR SEASON												
DEFENSE												
DATE	OPPONENT	DT	NT	LOLB	LILB	RILB	ROLB	LCB	FS	SS	RCB	NICKEL
9/12	at Buffalo	Cameron Heyward	Tyson Alualu	T.J. Watt	Devin Bush	Joe Schobert	Alex Highsmith	Joe Haden	Minkah Fitzpatrick	Terrell Edmunds	Cameron Sutton	Tre Norwood
9/19	Las Vegas	Cameron Heyward	--	--	--	--	--	--	--	--	--	--
9/26	Cincinnati	--	--	--	--	--	--	--	--	--	--	--
10/3	at Green Bay	--	--	--	--	--	--	--	--	--	--	--
10/10	Denver	--	--	--	--	--	--	--	--	--	--	--
10/17	Seattle	--	--	--	--	--	--	--	--	--	--	--
10/31	at Cleveland	--	--	--	--	--	--	--	--	--	--	--
11/8	Chicago	--	--	--	--	--	--	--	--	--	--	--
11/14	Detroit	--	--	--	--	--	--	--	--	--	--	--
11/21	at L.A. Chargers	--	--	--	--	--	--	--	--	--	--	--
11/28	at Cincinnati	--	--	--	--	--	--	--	--	--	--	--
12/5	Baltimore	--	--	--	--	--	--	--	--	--	--	--
12/9	at Minnesota	--	--	--	--	--	--	--	--	--	--	--
12/19	Tennessee	--	--	--	--	--	--	--	--	--	--	--
12/26	at Kansas City	--	--	--	--	--	--	--	--	--	--	--
1/3	Cleveland	--	--	--	--	--	--	--	--	--	--	--
1/9	at Baltimore	--	--	--	--	--	--	--	--	--	--	--

Rookies underlined.

2021 REGULAR SEASON PITTSBURGH STEELERS PLAYER PARTICIPATION																					
	@ BUF	LV	CIN	@ GB	DEN	SEA	@ CLE	CHI	DET	@ LAC	@ CIN	BAL	@ MIN	TEN	@ KC	CLE	@ BAL				
PLAYERS	9/12	9/19	9/26	10/3	10/10	10/17	10/31	11/8	11/14	11/21	11/28	12/5	12/9	12/19	12/26	1/3	1/9	GP	GS	DNP	IN
Marcus Allen	P	P	-	-	-	-	-	-	-	-	-	-	-	-	-	-	-	2/19	0/2	0	0
Tyson Alualu	NT	NT	-	-	-	-	-	-	-	-	-	-	-	-	-	-	-	2/174	2/111	0	0
Daniel Archibong	PS	PS	-	-	-	-	-	-	-	-	-	-	-	-	-	-	-	0/0	0/0	0	0
Kalen Ballage	P	P	-	-	-	-	-	-	-	-	-	-	-	-	-	-	-	2/36	0/8	0	0
Zach Banner	IR	IR	-	-	-	-	-	-	-	-	-	-	-	-	-	-	-	0/23	0/2	0	0
Chris Boswell	P	P	-	-	-	-	-	-	-	-	-	-	-	-	-	-	-	2/89	0/0	0	0
Isaiah Buggs	P	P	-	-	-	-	-	-	-	-	-	-	-	-	-	-	-	2/21	0/1	0	0
Devin Bush	LILB	SI	-	-	-	-	-	-	-	-	-	-	-	-	-	-	-	1/22	1/21	0	1
Rico Bussey	PSI	PSI	-	-	-	-	-	-	-	-	-	-	-	-	-	-	-	0/0	0/0	0	0
Demarcus Christmas	IR	IR	-	-	-	-	-	-	-	-	-	-	-	-	-	-	-	0/0	0/0	0	0
Chase Claypool	P	WR	-	-	-	-	-	-	-	-	-	-	-	-	-	-	-	2/18	1/7	0	0
Rashaad Coward	SI	SI	-	-	-	-	-	-	-	-	-	-	-	-	-	-	-	0/30	0/15	0	2
Carlos Davis	P	SI	-	-	-	-	-	-	-	-	-	-	-	-	-	-	-	1/8	0/0	0	1
Joshua Dobbs	IR	IR	-	-	-	-	-	-	-	-	-	-	-	-	-	-	-	0/6	0/0	0	0
Kevin Dotson	LG	LG	-	-	-	-	-	-	-	-	-	-	-	-	-	-	-	2/15	2/6	0	0
Eric Ebron	TE	P	-	-	-	-	-	-	-	-	-	-	-	-	-	-	-	2/100	1/57	0	0
Terrell Edmunds	SS	SS	-	-	-	-	-	-	-	-	-	-	-	-	-	-	-	2/49	2/45	0	0
Trey Edmunds	PS	PS	-	-	-	-	-	-	-	-	-	-	-	-	-	-	-	0/35	0/0	0	0
B.J. Finney	X	P	-	-	-	-	-	-	-	-	-	-	-	-	-	-	-	1/66	0/13	1	0
Minkah Fitzpatrick	FS	FS	-	-	-	-	-	-	-	-	-	-	-	-	-	-	-	2/50	2/45	0	0
Pat Freiermuth	TE	TE	-	-	-	-	-	-	-	-	-	-	-	-	-	-	-	2/2	2/2	0	0
Zach Gentry	P	P	-	-	-	-	-	-	-	-	-	-	-	-	-	-	-	2/8	0/1	0	0
Ulysses Gilbert III	P	P	-	-	-	-	-	-	-	-	-	-	-	-	-	-	-	2/13	0/0	0	0
Mark Gilbert	PS	PS	-	-	-	-	-	-	-	-	-	-	-	-	-	-	-	0/0	0/0	0	0
Chaz Green	PS	PS	-	-	-	-	-	-	-	-	-	-	-	-	-	-	-	0/37	0/8	0	0
Kendrick Green	C	C	-	-	-	-	-	-	-	-	-	-	-	-	-	-	-	2/2	2/2	0	0
Joe Haden	LCB	SI	-	-	-	-	-	-	-	-	-	-	-	-	-	-	-	1/147	1/138	0	1
Joe Haeg	P	P	-	-	-	-	-	-	-	-	-	-	-	-	-	-	-	2/69	0/38	0	0
Najee Harris	RB	RB	-	-	-	-	-	-	-	-	-	-	-	-	-	-	-	2/2	2/2	0	0
Pressley Harvin III	P	P	-	-	-	-	-	-	-	-	-	-	-	-	-	-	-	2/2	0/0	0	0
Dwayne Haskins	SI	SI	-	-	-	-	-	-	-	-	-	-	-	-	-	-	-	0/16	0/13	0	2
J.C. Hassenauer	P	P	-	-	-	-	-	-	-	-	-	-	-	-	-	-	-	2/17	0/4	0	0
Cameron Heyward	DT	DT	-	-	-	-	-	-	-	-	-	-	-	-	-	-	-	2/151	2/116	0	0
Alex Highsmith	ROLB	ROLB	-	-	-	-	-	-	-	-	-	-	-	-	-	-	-	2/18	2/7	0	0
Melvin Ingram III	P	P	-	-	-	-	-	-	-	-	-	-	-	-	-	-	-	2/115	0/96	0	0
Buddy Johnson	P	P	-	-	-	-	-	-	-	-	-	-	-	-	-	-	-	2/2	0/0	0	0
Diontae Johnson	WR	WR	-	-	-	-	-	-	-	-	-	-	-	-	-	-	-	2/33	2/27	0	0
Jamir Jones	P	P	-	-	-	-	-	-	-	-	-	-	-	-	-	-	-	2/2	0/0	0	0
Karl Joseph	PS	PS	-	-	-	-	-	-	-	-	-	-	-	-	-	-	-	0/63	0/49	0	0
Miles Killebrew	P	P	-	-	-	-	-	-	-	-	-	-	-	-	-	-	-	2/80	0/4	0	0
Christian Kuntz	P	P	-	-	-	-	-	-	-	-	-	-	-	-	-	-	-	2/2	0/0	0	0
Justin Layne	P	P	-	-	-	-	-	-	-	-	-	-	-	-	-	-	-	2/28	0/0	0	0
John Legue	PS	PS	-	-	-	-	-	-	-	-	-	-	-	-	-	-	-	0/0	0/0	0	0
Isaiah Loundermilk	SI	P	-	-	-	-	-	-	-	-	-	-	-	-	-	-	-	1/1	0/0	0	1
Arthur Maulet	P	P	-	-	-	-	-	-	-	-	-	-	-	-	-	-	-	2/36	0/12	0	0
Ray-Ray McCloud	P	P	-	-	-	-	-	-	-	-	-	-	-	-	-	-	-	2/19	0/1	0	0
Anthony McFarland Jr.	IR	IR	-	-	-	-	-	-	-	-	-	-	-	-	-	-	-	0/11	0/0	0	0
Henry Mondeaux	PS	Active	-	-	-	-	-	-	-	-	-	-	-	-	-	-	-	0/11	0/0	0	0
Dan Moore Jr.	LT	LT	-	-	-	-	-	-	-	-	-	-	-	-	-	-	-	2/2	2/2	0	0
Tre Norwood	FS	P	-	-	-	-	-	-	-	-	-	-	-	-	-	-	-	2/2	1/1	0	0
Chukwuma Okorafor	RT	RT	-	-	-	-	-	-	-	-	-	-	-	-	-	-	-	2/32	2/21	0	0
James Pierre	P	RCB	-	-	-	-	-	-	-	-	-	-	-	-	-	-	-	2/18	1/1	0	0
Malcolm Pridgeon	PS	PS	-	-	-	-	-	-	-	-	-	-	-	-	-	-	-	0/0	0/0	0	0
Kevin Rader	PS	PS	-	-	-	-	-	-	-	-	-	-	-	-	-	-	-	0/1	0/1	0	0
Ben Roethlisberger	QB	QB	-	-	-	-	-	-	-	-	-	-	-	-	-	-	-	2/235	2/233	0	0
Mason Rudolph	X	X	-	-	-	-	-	-	-	-	-	-	-	-	-	-	-	0/15	0/9	2	0
Jaylen Samuels	PS	PS	-	-	-	-	-	-	-	-	-	-	-	-	-	-	-	0/42	0/8	0	0
Joe Schobert	RILB	RILB	-	-	-	-	-	-	-	-	-	-	-	-	-	-	-	2/79	2/67	0	0
Delontae Scott	PS	PS	-	-	-	-	-	-	-	-	-	-	-	-	-	-	-	0/0	0/0	0	0
Steven Sims	PS	PS	-	-	-	-	-	-	-	-	-	-	-	-	-	-	-	0/28	0/4	0	0
JuJu Smith-Schuster	WR	WR	-	-	-	-	-	-	-	-	-	-	-	-	-	-	-	2/60	2/48	0	0
Benny Snell Jr.	P	P	-	-	-	-	-	-	-	-	-	-	-	-	-	-	-	2/31	0/5	0	0
Robert Spillane	SI	RILB	-	-	-	-	-	-	-	-	-	-	-	-	-	-	-	1/23	1/8	0	1
Donovan Stiner	PS	PS	-	-	-	-	-	-	-	-	-	-	-	-	-	-	-	0/0	0/0	0	0
Cameron Sutton	RCB	RCB	-	-	-	-	-	-	-	-	-	-	-	-	-	-	-	2/54	2/10	0	0
Stephon Tuitt	IR	IR	-	-	-	-	-	-	-	-	-	-	-	-	-	-	-	0/91	0/79	0	0
Trai Turner	RG	RG	-	-	-	-	-	-	-	-	-	-	-	-	-	-	-	2/95	2/91	0	0
Derrek Tuszka	PS	PS	-	-	-	-	-	-	-	-	-	-	-	-	-	-	-	0/9	0/0	0	0
Tyler Vaughns	PS	PS	-	-	-	-	-	-	-	-	-	-	-	-	-	-	-	0/0	0/0	0	0
James Washington	P	P	-	-	-	-	-	-	-	-	-	-	-	-	-	-	-	2/47	0/23	0	0
Derek Watt	P	P	-	-	-	-	-	-	-	-	-	-	-	-	-	-	-	2/78	0/13	0	0
T.J. Watt	LOLB	LOLB	-	-	-	-	-	-	-	-	-	-	-	-	-	-	-	2/64	2/64	0	0
Cody White	PS	PS	-	-	-	-	-	-	-	-	-	-	-	-	-	-	-	0/0	0/0	0	0
Vince Williams	RET	RET	-	-	-	-	-	-	-	-	-	-	-	-	-	-	-	0/121	0/69	0	0
Ahkello Witherspoon	SI	P	-	-	-	-	-	-	-	-	-	-	-	-	-	-	-	1/48	0/33	0	1
Chris Wormley	P	DE	-	-	-	-	-	-	-	-	-	-	-	-	-	-	-	2/54	1/17	0	0

LEGEND:

CAPS=Starter, P=Player was a substitution, SI=On Inactive List, X=Did Not Play (Non-injury), NOT=Not on Roster, PSI=Practice Squad Injured, PS=Practice Squad, IR=Injured Reserve, NOTT=Not on any Team, RET=Reserve/Retired, *-With Other Team

INDIVIDUAL SINGLE-GAME HIGHS			OPPONENT	DATE
RUSHING				
Rushing Yards	45	Najee Harris	at Bills	09/12
Rushing Attempts	16	Najee Harris	at Bills	09/12
Rushing Average	3.8	Najee Harris	vs. Raiders	09/19
Rushing Touchdowns	1	JuJu Smith-Schuster	vs. Raiders	09/19
RECEIVING				
Pass Receptions	9	Diontae Johnson	vs. Raiders	09/19
Receiving Yards	105	Diontae Johnson	vs. Raiders	09/19
Touchdown Receptions	1	Najee Harris	vs. Raiders	09/19
		Diontae Johnson	at Bills	09/12
PASSING				
Passes Attempted	39	Ben Roethlisberger	vs. Raiders	09/19
Passes Completed	26	Ben Roethlisberger	vs. Raiders	09/19
Completion Percentage	66.6	Ben Roethlisberger	vs. Raiders	09/19
Passing Yards	284	Ben Roethlisberger	vs. Raiders	09/19
Yards Per Attempt	7.3	Ben Roethlisberger	vs. Raiders	09/19
Touchdown Passes	1	Ben Roethlisberger	vs. Raiders	09/19
		Ben Roethlisberger	at Bills	09/12
Interceptions Thrown	1	Ben Roethlisberger	vs. Raiders	09/19
PUNT RETURNS				
Punt Returns	2	Ray-Ray McCloud	vs. Raiders	09/19
Punt Return Yards	21	Ray-Ray McCloud	vs. Raiders	09/19
KICKOFF RETURNS				
Kickoff Returns	4	Ray-Ray McCloud	vs. Raiders	09/19
Kickoff Return Yards	92	Ray-Ray McCloud	vs. Raiders	09/19
PUNTS				
Punts	5	Pressley Harvin III	at Bills	09/12
Punts Inside the 20	3	Pressley Harvin III	vs. Raiders	09/19
Punting Average	49.3	Pressley Harvin III	vs. Raiders	09/19
INTERCEPTIONS				
TACKLES				
Tackles	10	Joe Schobert	vs. Raiders	09/19
		Robert Spillane	vs. Raiders	09/19
		Devin Bush	at Bills	09/12
		Minkah Fitzpatrick	at Bills	09/12
Sacks	2.0	T.J. Watt	at Bills	09/12
SCORING				
Touchdowns	1	Najee Harris	vs. Raiders	09/19
		JuJu Smith-Schuster	vs. Raiders	09/19
		Diontae Johnson	at Bills	09/12
Field Goals Attempted	3	Chris Boswell	at Bills	09/12
Field Goals Made	3	Chris Boswell	at Bills	09/12
MISC. YARDS				
Yards From Scrimmage	105	Diontae Johnson	vs. Raiders	09/19
Combined Net Yards	113	Ray-Ray McCloud	vs. Raiders	09/19
LONGEST PLAYS			OPPONENT	DATE
RUSHING				
Run From Scrimmage	25	Chase Claypool	at Bills	09/12
Touchdown Run	3	JuJu Smith-Schuster	vs. Raiders	09/19
RECEIVING				
Pass Reception	52	Chase Claypool	vs. Raiders	09/19
Touchdown Reception	25	Najee Harris	vs. Raiders	09/19
PASSING				
Passing Long	52	Ben Roethlisberger	vs. Raiders	09/19
Touchdown Pass Long	25	Ben Roethlisberger	vs. Raiders	09/19
RETURNS				
Punt Return	15	Ray-Ray McCloud	vs. Raiders	09/19
Kickoff Return	28 (2)	Ray-Ray McCloud	vs. Raiders	09/19
KICKING				
Punt	59	Pressley Harvin III	vs. Raiders	09/19
Field Goal	56	Chris Boswell	vs. Raiders	09/19
Field Goal Attempt	56 (2)	Chris Boswell	vs. Raiders	09/19

OPPONENT SINGLE-GAME HIGHS			OPPONENT	DATE
RUSHING				
Rushing Yards	72	Devin Singletary	at Bills	09/12
Rushing Attempts	13	Peyton Barber	vs. Raiders	09/19
Rushing Average	6.5	Devin Singletary	at Bills	09/12
RECEIVING				
Pass Receptions	9	Stefon Diggs	at Bills	09/12
Receiving Yards	113	Henry Ruggs III	vs. Raiders	09/19
Touchdown Receptions	1	Foster Moreau	vs. Raiders	09/19
		Henry Ruggs III	vs. Raiders	09/19
		Gabriel Davis	at Bills	09/12
PASSING				
Passes Attempted	51	Josh Allen	at Bills	09/12
Passes Completed	30	Josh Allen	at Bills	09/12
Completion Percentage	75.6	Derek Carr	vs. Raiders	09/19
Passing Yards	382	Derek Carr	vs. Raiders	09/19
Yards Per Attempt	10.3	Derek Carr	vs. Raiders	09/19
Touchdown Passes	2	Derek Carr	vs. Raiders	09/19
PUNT RETURNS				
Punt Returns	2	Hunter Renfrow	vs. Raiders	09/19
Punt Return Yards	26	Hunter Renfrow	vs. Raiders	09/19
KICKOFF RETURNS				
Kickoff Returns	4	Isaiah McKenzie	at Bills	09/12
Kickoff Return Yards	143	Isaiah McKenzie	at Bills	09/12
PUNTS				
Punts	4	AJ Cole	vs. Raiders	09/19
Punts Inside the 20	2	AJ Cole	vs. Raiders	09/19
		Matt Haack	at Bills	09/12
Punting Average	47.5	AJ Cole	vs. Raiders	09/19
INTERCEPTIONS				
Interceptions Made	1	Trayvon Mullen Jr.	vs. Raiders	09/19
INT Return Yards	15	Trayvon Mullen Jr.	vs. Raiders	09/19
TACKLES				
Tackles	12	Denzel Perryman	vs. Raiders	09/19
Sacks	2.0	Solomon Thomas	vs. Raiders	09/19
SCORING				
Touchdowns	1	Foster Moreau	vs. Raiders	09/19
		Henry Ruggs III	vs. Raiders	09/19
		Gabriel Davis	at Bills	09/12
Field Goals Attempted	4	Daniel Carlson	vs. Raiders	09/19
Field Goals Made	4	Daniel Carlson	vs. Raiders	09/19
MISC. YARDS				
Yards From Scrimmage	115	Henry Ruggs III	vs. Raiders	09/19
Combined Net Yards	144	Isaiah McKenzie	at Bills	09/12
OPPONENTS LONGEST PLAYS			OPPONENT	DATE
RUSHING				
Run From Scrimmage	25	Devin Singletary	at Bills	09/12
RECEIVING				
Pass Reception	61	Henry Ruggs III	vs. Raiders	09/19
Touchdown Reception	61	Henry Ruggs III	vs. Raiders	09/19
PASSING				
Passing Long	61	Derek Carr	vs. Raiders	09/19
Touchdown Pass Long	61	Derek Carr	vs. Raiders	09/19
RETURNS				
Punt Return	16	Hunter Renfrow	vs. Raiders	09/19
Kickoff Return	75	Isaiah McKenzie	at Bills	09/12
Interception Return	15	Trayvon Mullen Jr.	vs. Raiders	09/19
KICKING				
Punt	55	AJ Cole	vs. Raiders	09/19
		Matt Haack	at Bills	09/12
Field Goal	46	Daniel Carlson	vs. Raiders	09/19
Field Goal Attempt	46	Daniel Carlson	vs. Raiders	09/19

2021 REGULAR SEASON

WEEK 1: STEELERS 23, BILLS 16

SEPTEMBER 12, 2021

STEELERS													BILLS												
#	RECD	LOST	POSS	OBTAINED	BEGAN	PLAYS	YDS	PEN	NET	1ST	ENDED	GIVEN UP	#	RECD	LOST	POSS	OBTAINED	BEGAN	PLAYS	YDS	PEN	NET	1ST	ENDED	GIVEN UP
1	13:30	10:35	2:55	Kickoff	PIT 25	5	22	0	22	1	PIT 47	Punt	1	15:00	13:30	1:30	Kickoff	PIT 24	4	5	0	5	0	PIT 19	Field Goal
2	05:05	03:50	1:15	Punt	PIT 20	3	5	-12	-7	0	PIT 13	Punt	2	10:35	05:05	5:30	Punt	BUF 12	10	53	-20	33	3	BUF 45	Punt
3	02:41	14:01	3:40	Punt	PIT 13	6	25	0	25	1	PIT 38	Punt	3	03:50	02:41	1:09	Punt	BUF 37	3	9	0	9	0	BUF 46	Punt
4	10:58	09:32	1:26	Punt	PIT 7	3	2	-4	-2	0	PIT 5	Punt	4	14:01	10:58	3:03	Punt	BUF 23	7	34	0	34	2	PIT 43	Punt
5	08:38	06:01	2:37	Fumble	PIT 45	4	0	0	0	1	PIT 45	Punt	5	09:32	08:38	0:54	Punt	PIT 35	3	-8	0	-8	0	PIT 38	Fumble
6	00:22	00:00	0:22	Kickoff	PIT 25	1	-1	0	-1	0	PIT 25	End Half	6	06:01	00:22	5:39	Punt	BUF 9	13	96	-5	91	5	PIT 3	Touchdown
7	15:00	10:23	4:37	Kickoff	PIT 25	10	64	5	69	4	BUF 6	Field Goal	7	10:23	05:48	4:35	Kickoff	BUF 25	12	40	0	40	3	PIT 35	Downs
8	05:48	01:47	4:01	Downs	PIT 36	11	62	0	62	3	BUF 2	Field Goal	8	01:47	13:42	3:05	Kickoff	BUF 25	8	27	0	27	2	PIT 41	Downs
9	13:42	11:19	2:23	Downs	PIT 48	4	26	26	52	3	BUF 5	Touchdown	9	11:19	09:45	1:34	Kickoff	BUF 25	3	-2	0	-2	0	BUF 23	Blocked Punt
10	05:23	02:42	2:41	Kickoff	PIT 25	9	49	-1	48	3	BUF 27	Field Goal	10	09:45	05:23	4:22	Kickoff	BUF 26	9	67	0	67	3	PIT 7	Field Goal
11	00:46	00:00	0:46	Kickoff	BUF 45	2	-2	0	-2	0	BUF 46	End Game	11	02:42	00:46	1:56	Kickoff	BUF 36	10	50	-10	40	4	PIT 24	Field Goal

WEEK 2: STEELERS 17, RAIDERS 26

SEPTEMBER 19, 2021

STEELERS													RAIDERS												
#	RECD	LOST	POSS	OBTAINED	BEGAN	PLAYS	YDS	PEN	NET	1ST	ENDED	GIVEN UP	#	RECD	LOST	POSS	OBTAINED	BEGAN	PLAYS	YDS	PEN	NET	1ST	ENDED	GIVEN UP
1	15:00	11:27	3:33	Kickoff	PIT 32	6	14	0	14	1	PIT 46	Punt	1	11:27	08:15	3:12	Punt	LV 16	6	19	0	19	1	LV 35	Punt
2	08:15	05:44	2:31	Punt	PIT 8	5	14	0	14	1	PIT 22	Interception	2	05:44	03:10	2:34	Interception	PIT 39	5	17	-5	12	1	PIT 27	Field Goal
3	03:10	13:32	4:38	Kickoff	PIT 22	10	50	-10	40	2	LV 38	Downs	3	13:32	09:34	3:58	Downs	LV 38	8	27	20	47	2	PIT 15	Field Goal
4	09:34	06:25	3:09	Kickoff	PIT 25	7	75	0	75	4	LV 3	Touchdown	4	06:25	00:02	6:23	Kickoff	LV 25	13	73	-20	53	5	PIT 22	Field Goal
5	00:02	00:00	0:02	Kickoff		0	0	0	0	0		End Half	5	15:00	12:15	2:45	Kickoff	LV 25	6	22	0	22	1	LV 47	Punt
6	12:15	09:11	3:04	Punt	PIT 13	6	20	0	20	1	PIT 33	Punt	6	09:11	05:02	4:09	Punt	LV 18	7	82	0	82	4	PIT 9	Touchdown
7	05:02	01:43	3:19	Kickoff	PIT 17	6	28	10	38	3	LV 45	Punt	7	01:43	12:56	3:47	Punt	LV 3	7	47	0	47	3	PIT 46	Punt
8	12:56	11:15	1:41	Punt	PIT 20	5	80	0	80	2	LV 25	Touchdown	8	11:15	09:35	1:40	Kickoff	LV 25	5	75	0	75	2	LV 39	Touchdown
9	09:35	08:23	1:12	Kickoff	PIT 25	3	9	0	9	0	PIT 34	Punt	9	08:23	05:51	2:32	Punt	LV 24	4	14	0	14	1	LV 38	Punt
10	05:51	03:42	2:09	Punt	PIT 32	8	30	0	30	2	LV 38	Field Goal	10	03:42	00:20	3:22	Kickoff	LV 27	7	46	0	46	2	PIT 27	Field Goal
11	00:20	00:00	0:20	Kickoff	PIT 25	1	11	0	11	1	PIT 25	End Game													

2021 REGULAR SEASON																	
		STEELERS								OPPONENT							
		FIRST HALF				SECOND HALF				FIRST HALF				SECOND HALF			
DATE	OPPONENT	PLAYS	YDS	TIME	RESULT	PLAYS	YDS	TIME	RESULT	PLAYS	YDS	TIME	RESULT	PLAYS	YDS	TIME	RESULT
09/12	at Bills	5	22	2:55	Punt	10	69	4:37	FG	4	5	1:30	FG	12	40	4:35	Downs
09/19	Raiders	6	14	3:33	Punt	6	20	3:04	Punt	6	19	3:12	Punt	6	22	2:45	Punt
09/26	Bengals	--	--	--	--	--	--	--	--	--	--	--	--	--	--	--	--
10/03	at Packers	--	--	--	--	--	--	--	--	--	--	--	--	--	--	--	--
10/10	Broncos	--	--	--	--	--	--	--	--	--	--	--	--	--	--	--	--
10/17	Seahawks	--	--	--	--	--	--	--	--	--	--	--	--	--	--	--	--
10/31	at Browns	--	--	--	--	--	--	--	--	--	--	--	--	--	--	--	--
11/08	Bears	--	--	--	--	--	--	--	--	--	--	--	--	--	--	--	--
11/14	Lions	--	--	--	--	--	--	--	--	--	--	--	--	--	--	--	--
11/21	at Chargers	--	--	--	--	--	--	--	--	--	--	--	--	--	--	--	--
11/28	at Bengals	--	--	--	--	--	--	--	--	--	--	--	--	--	--	--	--
12/05	Ravens	--	--	--	--	--	--	--	--	--	--	--	--	--	--	--	--
12/09	at Vikings	--	--	--	--	--	--	--	--	--	--	--	--	--	--	--	--
12/19	Titans	--	--	--	--	--	--	--	--	--	--	--	--	--	--	--	--
12/26	at Chiefs	--	--	--	--	--	--	--	--	--	--	--	--	--	--	--	--
01/03	Browns	--	--	--	--	--	--	--	--	--	--	--	--	--	--	--	--
01/09	at Ravens	--	--	--	--	--	--	--	--	--	--	--	--	--	--	--	--

STEELERS		(AS OF SEP 21, 2021, 4:14 AM EDT)																		2021 : REGULAR SEASON			
STEELERS																							
DATE	OPPONENT	STARTING QB	POS	STD	PAT	2-PT	M-2PT	FG	FGA	MFG	BK-FG	PUNT	INT	FUM	SAF	DWNS	HF	GM	PTS	TD%	SCORE	%	PTS/POSS
9/12	at Buffalo	B. Roethlisberger	11	1	2	0	0	3	3	0	0	5	0	0	0	0	1	1	16	9.1	36.4		1.45
9/19	Las Vegas	B. Roethlisberger	11	2	2	0	0	1	1	0	0	4	1	0	0	1	1	1	17	18.2	27.3		1.55
9/26	Cincinnati	--	--	--	--	--	--	--	--	--	--	--	--	--	--	--	--	--	--	--	--	--	--
10/3	at Green Bay	--	--	--	--	--	--	--	--	--	--	--	--	--	--	--	--	--	--	--	--	--	--
10/10	Denver	--	--	--	--	--	--	--	--	--	--	--	--	--	--	--	--	--	--	--	--	--	--
10/17	Seattle	--	--	--	--	--	--	--	--	--	--	--	--	--	--	--	--	--	--	--	--	--	--
10/31	at Cleveland	--	--	--	--	--	--	--	--	--	--	--	--	--	--	--	--	--	--	--	--	--	--
11/8	Chicago	--	--	--	--	--	--	--	--	--	--	--	--	--	--	--	--	--	--	--	--	--	--
11/14	Detroit	--	--	--	--	--	--	--	--	--	--	--	--	--	--	--	--	--	--	--	--	--	--
11/21	at L.A. Chargers	--	--	--	--	--	--	--	--	--	--	--	--	--	--	--	--	--	--	--	--	--	--
11/28	at Cincinnati	--	--	--	--	--	--	--	--	--	--	--	--	--	--	--	--	--	--	--	--	--	--
12/5	Baltimore	--	--	--	--	--	--	--	--	--	--	--	--	--	--	--	--	--	--	--	--	--	--
12/9	at Minnesota	--	--	--	--	--	--	--	--	--	--	--	--	--	--	--	--	--	--	--	--	--	--
12/19	Tennessee	--	--	--	--	--	--	--	--	--	--	--	--	--	--	--	--	--	--	--	--	--	--
12/26	at Kansas City	--	--	--	--	--	--	--	--	--	--	--	--	--	--	--	--	--	--	--	--	--	--
1/3	Cleveland	--	--	--	--	--	--	--	--	--	--	--	--	--	--	--	--	--	--	--	--	--	--
1/9	at Baltimore	--	--	--	--	--	--	--	--	--	--	--	--	--	--	--	--	--	--	--	--	--	--
2021 TOTALS			22	3	4	0	0	4	4	0	0	9	1	0	0	1	2	2	33	13.6	31.8		1.50

STEELERS 2021 REGULAR SEASON SCORING DRIVES

DATE	OPPONENT	ACQUIRED	DRIVE START	PLAYS	YARDS	Q/TIME	FIRST DOWNS	SCORING PLAY	PIT	OPP
09/12	at Buffalo	Kickoff	PIT 25	10	69	Q3/4:37	4	C. Boswell: 24-yard FG	3	10
		Downs	PIT 36	11	62	Q3/4:01	3	C. Boswell: 20-yard FG	6	10
		Downs	PIT 48	4	52	Q4/2:23	3	D. Johnson: 5-yard pass from B. Roethlisberger	13	10
		Kickoff	PIT 25	9	48	Q4/2:41	3	C. Boswell: 45-yard FG	23	13
09/19	Las Vegas	Kickoff	PIT 25	7	75	Q2/3:09	4	J. Smith-Schuster: 3-yard run	7	6
		Punt	PIT 20	5	80	Q4/1:41	2	N. Harris: 25-yard pass from B. Roethlisberger	14	16
		Punt	PIT 32	8	30	Q4/2:09	2	C. Boswell: 56-yard FG	17	23
09/26	Cincinnati	--	--	--	--	--	--	--	--	--
10/03	at Green Bay	--	--	--	--	--	--	--	--	--
10/10	Denver	--	--	--	--	--	--	--	--	--
10/17	Seattle	--	--	--	--	--	--	--	--	--
10/31	at Cleveland	--	--	--	--	--	--	--	--	--
11/08	Chicago	--	--	--	--	--	--	--	--	--
11/14	Detroit	--	--	--	--	--	--	--	--	--
11/21	at L.A. Chargers	--	--	--	--	--	--	--	--	--
11/28	at Cincinnati	--	--	--	--	--	--	--	--	--
12/05	Baltimore	--	--	--	--	--	--	--	--	--
12/09	at Minnesota	--	--	--	--	--	--	--	--	--
12/19	Tennessee	--	--	--	--	--	--	--	--	--
12/26	at Kansas City	--	--	--	--	--	--	--	--	--
01/03	Cleveland	--	--	--	--	--	--	--	--	--
01/09	at Baltimore	--	--	--	--	--	--	--	--	--
AVG				7.7	59.4	2:57	3.0			
TOTALS				54	416	20:41	21			

STEELERS OPPONENTS 2021 REGULAR SEASON SCORING DRIVES

DATE	OPPONENT	ACQUIRED	DRIVE START	PLAYS	YARDS	Q/TIME	FIRST DOWNS	SCORING PLAY	PIT	OPP
09/12	at Buffalo	Kickoff	PIT 24	4	5	Q1/1:30	0	T. Bass: 37-yard FG	0	3
		Punt	BUF 9	13	91	Q2/5:39	5	G. Davis: 3-yard pass from J. Allen	0	10
		Kickoff	BUF 26	9	67	Q4/4:22	3	T. Bass: 25-yard FG	20	13
		Kickoff	BUF 36	10	40	Q4/1:56	4	T. Bass: 42-yard FG	23	16
09/19	Las Vegas	Interception	PIT 39	5	12	Q1/2:34	1	D. Carlson: 46-yard FG	0	3
		Downs	LV 38	8	47	Q2/3:58	2	D. Carlson: 33-yard FG	0	6
		Kickoff	LV 25	13	53	Q2/6:23	5	D. Carlson: 41-yard FG	7	9
		Punt	LV 18	7	82	Q3/4:09	4	F. Moreau: 9-yard pass from D. Carr	7	16
		Kickoff	LV 25	5	75	Q4/1:40	2	H. Ruggs III: 61-yard pass from D. Carr	14	23
		Kickoff	LV 27	7	46	Q4/3:22	2	D. Carlson: 45-yard FG	17	26
09/26	Cincinnati	--	--	--	--	--	--	--	--	--
10/03	at Green Bay	--	--	--	--	--	--	--	--	--
10/10	Denver	--	--	--	--	--	--	--	--	--
10/17	Seattle	--	--	--	--	--	--	--	--	--
10/31	at Cleveland	--	--	--	--	--	--	--	--	--
11/08	Chicago	--	--	--	--	--	--	--	--	--
11/14	Detroit	--	--	--	--	--	--	--	--	--
11/21	at L.A. Chargers	--	--	--	--	--	--	--	--	--
11/28	at Cincinnati	--	--	--	--	--	--	--	--	--
12/05	Baltimore	--	--	--	--	--	--	--	--	--
12/09	at Minnesota	--	--	--	--	--	--	--	--	--
12/19	Tennessee	--	--	--	--	--	--	--	--	--
12/26	at Kansas City	--	--	--	--	--	--	--	--	--
01/03	Cleveland	--	--	--	--	--	--	--	--	--
01/09	at Baltimore	--	--	--	--	--	--	--	--	--
AVG				8.1	51.8	3:33	2.8			
TOTALS				81	518	35:33	28			

STEELERS			(AS OF SEP 21, 2021, 4:14 AM EDT)			2021 : REGULAR SEASON		
PLAYS			NET YARDS			TIME		
DATE	OPPONENT	PLAYS	DATE	OPPONENT	NET YARDS	DATE	OPPONENT	TIME
9/12	at Buffalo	11 (field goal)	9/19	Las Vegas	80 (touchdown) [PEN: 0, GROSS: 80]	9/19	Las Vegas	4:38 (downs)
9/19	Las Vegas	10 (downs)	9/12	at Buffalo	69 (field goal) [PEN: 5, GROSS: 64]	9/12	at Buffalo	4:37 (field goal)
9/26	Cincinnati	--	9/26	Cincinnati	--	9/26	Cincinnati	--
10/3	at Green Bay	--	10/3	at Green Bay	--	10/3	at Green Bay	--
10/10	Denver	--	10/10	Denver	--	10/10	Denver	--
10/17	Seattle	--	10/17	Seattle	--	10/17	Seattle	--
10/31	at Cleveland	--	10/31	at Cleveland	--	10/31	at Cleveland	--
11/8	Chicago	--	11/8	Chicago	--	11/8	Chicago	--
11/14	Detroit	--	11/14	Detroit	--	11/14	Detroit	--
11/21	at L. A. Chargers	--	11/21	at L. A. Chargers	--	11/21	at L. A. Chargers	--
11/28	at Cincinnati	--	11/28	at Cincinnati	--	11/28	at Cincinnati	--
12/5	Baltimore	--	12/5	Baltimore	--	12/5	Baltimore	--
12/9	at Minnesota	--	12/9	at Minnesota	--	12/9	at Minnesota	--
12/19	Tennessee	--	12/19	Tennessee	--	12/19	Tennessee	--
12/26	at Kansas City	--	12/26	at Kansas City	--	12/26	at Kansas City	--
1/3	Cleveland	--	1/3	Cleveland	--	1/3	Cleveland	--
1/9	at Baltimore	--	1/9	at Baltimore	--	1/9	at Baltimore	--

STEELERS 2021 REGULAR SEASON THIRD DOWN EFFICIENCY

STEELERS												
Date	Opponent	3rd & 1	3rd & 2	3rd & 3	3rd & 4	3rd & 5	3rd & 6	3rd & 7	3rd & 8	3rd & 9	3rd & 10+	Total
09/12	at Buffalo	1 / 1	1 / 1	0 / 0	1 / 4	0 / 1	0 / 1	0 / 0	1 / 1	0 / 0	0 / 3	4 / 12
09/19	Las Vegas	0 / 0	1 / 1	0 / 0	0 / 1	1 / 1	0 / 1	0 / 0	2 / 2	0 / 1	1 / 5	5 / 12
09/26	Cincinnati	--	--	--	--	--	--	--	--	--	--	--
10/03	at Green Bay	--	--	--	--	--	--	--	--	--	--	--
10/10	Denver	--	--	--	--	--	--	--	--	--	--	--
10/17	Seattle	--	--	--	--	--	--	--	--	--	--	--
10/31	at Cleveland	--	--	--	--	--	--	--	--	--	--	--
11/08	Chicago	--	--	--	--	--	--	--	--	--	--	--
11/14	Detroit	--	--	--	--	--	--	--	--	--	--	--
11/21	at L.A. Chargers	--	--	--	--	--	--	--	--	--	--	--
11/28	at Cincinnati	--	--	--	--	--	--	--	--	--	--	--
12/05	Baltimore	--	--	--	--	--	--	--	--	--	--	--
12/09	at Minnesota	--	--	--	--	--	--	--	--	--	--	--
12/19	Tennessee	--	--	--	--	--	--	--	--	--	--	--
12/26	at Kansas City	--	--	--	--	--	--	--	--	--	--	--
01/03	Cleveland	--	--	--	--	--	--	--	--	--	--	--
01/09	at Baltimore	--	--	--	--	--	--	--	--	--	--	--
TOTALS		1 / 1	2 / 2	0 / 0	1 / 5	1 / 2	0 / 2	0 / 0	3 / 3	0 / 1	1 / 8	9 / 24
		100.0%	100.0%	0.0%	20.0%	50.0%	0.0%	0.0%	100.0%	0.0%	12.5%	37.5%
		3RD & 1-3: 3 / 3 = 100.0%			3RD & 4-6: 2 / 9 = 22.2%			3RD & 7-10+: 4 / 12 = 33.3%				

OPPONENT 2021 REGULAR SEASON THIRD DOWN EFFICIENCY

OPPONENT												
Date	Opponent	3rd & 1	3rd & 2	3rd & 3	3rd & 4	3rd & 5	3rd & 6	3rd & 7	3rd & 8	3rd & 9	3rd & 10+	Total
09/12	at Buffalo	1 / 2	0 / 0	3 / 5	0 / 0	1 / 3	0 / 1	0 / 0	1 / 2	1 / 1	1 / 4	8 / 18
09/19	Las Vegas	1 / 1	0 / 1	1 / 3	1 / 1	0 / 0	0 / 1	0 / 1	0 / 0	1 / 3	1 / 2	5 / 13
09/26	Cincinnati	--	--	--	--	--	--	--	--	--	--	--
10/03	at Green Bay	--	--	--	--	--	--	--	--	--	--	--
10/10	Denver	--	--	--	--	--	--	--	--	--	--	--
10/17	Seattle	--	--	--	--	--	--	--	--	--	--	--
10/31	at Cleveland	--	--	--	--	--	--	--	--	--	--	--
11/08	Chicago	--	--	--	--	--	--	--	--	--	--	--
11/14	Detroit	--	--	--	--	--	--	--	--	--	--	--
11/21	at L.A. Chargers	--	--	--	--	--	--	--	--	--	--	--
11/28	at Cincinnati	--	--	--	--	--	--	--	--	--	--	--
12/05	Baltimore	--	--	--	--	--	--	--	--	--	--	--
12/09	at Minnesota	--	--	--	--	--	--	--	--	--	--	--
12/19	Tennessee	--	--	--	--	--	--	--	--	--	--	--
12/26	at Kansas City	--	--	--	--	--	--	--	--	--	--	--
01/03	Cleveland	--	--	--	--	--	--	--	--	--	--	--
01/09	at Baltimore	--	--	--	--	--	--	--	--	--	--	--
TOTALS		2 / 3	0 / 1	4 / 8	1 / 1	1 / 3	0 / 2	0 / 1	1 / 2	2 / 4	2 / 6	13 / 31
		66.7%	0.0%	50.0%	100.0%	33.3%	0.0%	0.0%	50.0%	50.0%	33.3%	41.9%
		3RD & 1-3: 6 / 12 = 50.0%			3RD & 4-6: 2 / 6 = 33.3%			3RD & 7-10+: 5 / 13 = 38.5%				

2021 REGULAR SEASON FOURTH DOWN EFFICIENCY													
STEELERS								OPPONENT					
Date	Opponent	4th & 1	4th & 2	4th & 3	4th & 4	4th & 5+	Total	4th & 1	4th & 2	4th & 3	4th & 4	4th & 5+	Total
09/12	at Buffalo	0 / 0	0 / 0	0 / 0	0 / 0	0 / 0	0 / 0	0 / 1	0 / 0	0 / 0	0 / 0	1 / 2	1 / 3
09/19	Las Vegas	0 / 0	0 / 0	0 / 0	0 / 1	0 / 0	0 / 1	1 / 1	0 / 0	0 / 0	0 / 0	0 / 0	1 / 1
09/26	Cincinnati	--	--	--	--	--	--	--	--	--	--	--	--
10/03	at Green Bay	--	--	--	--	--	--	--	--	--	--	--	--
10/10	Denver	--	--	--	--	--	--	--	--	--	--	--	--
10/17	Seattle	--	--	--	--	--	--	--	--	--	--	--	--
10/31	at Cleveland	--	--	--	--	--	--	--	--	--	--	--	--
11/08	Chicago	--	--	--	--	--	--	--	--	--	--	--	--
11/14	Detroit	--	--	--	--	--	--	--	--	--	--	--	--
11/21	at L.A. Chargers	--	--	--	--	--	--	--	--	--	--	--	--
11/28	at Cincinnati	--	--	--	--	--	--	--	--	--	--	--	--
12/05	Baltimore	--	--	--	--	--	--	--	--	--	--	--	--
12/09	at Minnesota	--	--	--	--	--	--	--	--	--	--	--	--
12/19	Tennessee	--	--	--	--	--	--	--	--	--	--	--	--
12/26	at Kansas City	--	--	--	--	--	--	--	--	--	--	--	--
01/03	Cleveland	--	--	--	--	--	--	--	--	--	--	--	--
01/09	at Baltimore	--	--	--	--	--	--	--	--	--	--	--	--
TOTALS		0 / 0	0 / 0	0 / 0	0 / 1	0 / 0	0 / 1	1 / 2	0 / 0	0 / 0	0 / 0	1 / 2	2 / 4
		0.0%	0.0%	0.0%	0.0%	0.0%	0.0%	50.0%	0.0%	0.0%	0.0%	50.0%	50.0%

BIG PLAYS

MIN. RUNS 10; RECEPTIONS 20; RETURNS 30 YARDS

Date	Opp	Gain	Player	Qtr	Result
09/19	LV	52	Ben Roethlisberger to Chase Claypool	4'	TD
09/19	LV	41	Ben Roethlisberger to Dontae Johnson	2	TD
09/12	at BUF	25	Chase Claypool	3	FG
09/19	LV	25	Ben Roethlisberger to Najee Harris	4'	TD
09/12	at BUF	24	Ben Roethlisberger to Pat Freiermuth	3	FG
09/12	at BUF	24	Ben Roethlisberger to JuJu Smith-Schuster	4	FG
09/12	at BUF	22	Ben Roethlisberger to Chase Claypool	3	FG
09/12	at BUF	18	Najee Harris	4	TD
09/19	LV	14	Najee Harris	1	INT
09/19	LV	14	Najee Harris	2	TD

BIG RUN PLAYS

MIN. 10 YARDS

Date	Opp	Gain	Player	Qtr	Result
09/12	at BUF	25	Chase Claypool	3	FG
09/12	at BUF	18	Najee Harris	4	TD
09/19	LV	14	Najee Harris	1	INT
09/19	LV	14	Najee Harris	2	TD

BIG PASS PLAYS

MIN. 20 YARDS

Date	Opp	Gain	Player	Qtr	Result
09/19	LV	52	Ben Roethlisberger to Chase Claypool	4'	TD
09/19	LV	41	Ben Roethlisberger to Dontae Johnson	2	TD
09/19	LV	25	Ben Roethlisberger to Najee Harris	4'	TD
09/12	at BUF	24	Ben Roethlisberger to Pat Freiermuth	3	FG
09/12	at BUF	24	Ben Roethlisberger to JuJu Smith-Schuster	4	FG
09/12	at BUF	22	Ben Roethlisberger to Chase Claypool	3	FG

* - result within the same drive

BIG PLAYS

MIN. RUNS 10; RECEPTIONS 20; RETURNS 30 YARDS

Date	Opp	Gain	Player	Qtr	Result
09/12	at BUF	75	Isaiah McKenzie	1	FG
09/19	LV	61	Derek Carr to Henry Ruggs III	4	TD
09/12	at BUF	37	Josh Allen to Gabriel Davis	2	TD
09/19	LV	30	Derek Carr to Henry Ruggs III	3'	TD
09/12	at BUF	25	Devin Singletary	4	FG
09/19	LV	25	Derek Carr to Foster Moreau	2	FG
09/19	LV	25	Derek Carr to Darren Waller	4	FG
09/19	LV	23	Derek Carr to Hunter Renfrow	3'	TD
09/12	at BUF	15	Devin Singletary	4	FG
09/19	LV	13	Peyton Barber	4	FG
09/12	at BUF	11	Josh Allen	3	Downs
09/19	LV	11	Peyton Barber	4	Punt

BIG RUN PLAYS

MIN. 10 YARDS

Date	Opp	Gain	Player	Qtr	Result
09/12	at BUF	25	Devin Singletary	4	FG
09/12	at BUF	15	Devin Singletary	4	FG
09/19	LV	13	Peyton Barber	4	FG
09/12	at BUF	11	Josh Allen	3	Downs
09/19	LV	11	Peyton Barber	4	Punt

BIG PASS PLAYS

MIN. 20 YARDS

Date	Opp	Gain	Player	Qtr	Result
09/19	LV	61	Derek Carr to Henry Ruggs III	4	TD
09/12	at BUF	37	Josh Allen to Gabriel Davis	2	TD

09/19	LV	30	Derek Carr to Henry Ruggs III	3	TD
09/19	LV	25	Derek Carr to Foster Moreau	2	FG
09/19	LV	25	Derek Carr to Darren Waller	4	FG
09/19	LV	23	Derek Carr to Hunter Renfrow	3	TD

* - result within the same drive

		RUSHES				RECEPTIONS				RETURNS			
DATE	OPPONENT	GAIN	PLAYER	QTR	RESULT	GAIN	PLAYER	QTR	RESULT	GAIN	PLAYER	QTR	RESULT
09/12	at Buffalo	25 18	Chase Claypool Najee Harris	3 4	FG TD	22 24 24	Chase Claypool Pat Freiermuth JuJu Smith-Schuster	3 3 4	FG FG FG				
09/19	Las Vegas	14 14	Najee Harris Najee Harris	1 2	INT TD	41 52 25t	Diontae Johnson Chase Claypool Najee Harris	2 4' 4	TD TD TD				
09/26	Cincinnati	**	**	**	**	**	**	**	**	**	**	**	**
10/03	at Green Bay	**	**	**	**	**	**	**	**	**	**	**	**
10/10	Denver	**	**	**	**	**	**	**	**	**	**	**	**
10/17	Seattle	**	**	**	**	**	**	**	**	**	**	**	**
10/31	at Cleveland	**	**	**	**	**	**	**	**	**	**	**	**
11/08	Chicago	**	**	**	**	**	**	**	**	**	**	**	**
11/14	Detroit	**	**	**	**	**	**	**	**	**	**	**	**
11/21	at L.A. Chargers	**	**	**	**	**	**	**	**	**	**	**	**
11/28	at Cincinnati	**	**	**	**	**	**	**	**	**	**	**	**
12/05	Baltimore	**	**	**	**	**	**	**	**	**	**	**	**
12/09	at Minnesota	**	**	**	**	**	**	**	**	**	**	**	**
12/19	Tennessee	**	**	**	**	**	**	**	**	**	**	**	**
12/26	at Kansas City	**	**	**	**	**	**	**	**	**	**	**	**
01/03	Cleveland	**	**	**	**	**	**	**	**	**	**	**	**
01/09	at Baltimore	**	**	**	**	**	**	**	**	**	**	**	**

* - result within the same drive

* - result within the same drive

2021 REGULAR SEASON - 30+ YARD KICKOFF/10+ YARD PUNT/10+ YARD BLOCKED KICK RETURNS/20+ YARD INTERCEPTION/10+ YARD FUMBLE													
DATE	OPPONENT	QTR	RETURN	STEELERS PLAYER	YDS.	DOWN	RESULT	QTR	RETURN	OPP. PLAYER	YDS.	DOWN	RESULT
09/12	at Buffalo			NONE				1	KO	Isaiah McKenzie	75	BUF 35	Punt
09/19	Las Vegas	4	Punt	Ray-Ray McCloud	15	PIT 32	Field Goal	3	Punt	Hunter Renfrow	10	LV 18	Touchdown
								4	Punt	Hunter Renfrow	16	LV 24	Punt
09/26		--	--	--	--	--	--	--	--	--	--	--	--
10/03		--	--	--	--	--	--	--	--	--	--	--	--
10/10		--	--	--	--	--	--	--	--	--	--	--	--
10/17		--	--	--	--	--	--	--	--	--	--	--	--
10/31		--	--	--	--	--	--	--	--	--	--	--	--
11/08		--	--	--	--	--	--	--	--	--	--	--	--
11/14		--	--	--	--	--	--	--	--	--	--	--	--
11/21		--	--	--	--	--	--	--	--	--	--	--	--
11/28		--	--	--	--	--	--	--	--	--	--	--	--
12/05		--	--	--	--	--	--	--	--	--	--	--	--
12/09		--	--	--	--	--	--	--	--	--	--	--	--
12/19		--	--	--	--	--	--	--	--	--	--	--	--
12/26		--	--	--	--	--	--	--	--	--	--	--	--
01/03		--	--	--	--	--	--	--	--	--	--	--	--
01/09		--	--	--	--	--	--	--	--	--	--	--	--
TOTALS		1 - 15 (15.0), 0 TDS						3 - 101 (33.7), 0 TDS					

2021 REGULAR SEASON PITTSBURGH STEELERS DEFENSIVE SUMMARIES (THROUGH WEEK 2)

SEPTEMBER 12, 2021
STEELERS @ BUFFALO BILLS
W 23-16

TOP TACKLERS		SACKS		INTS		FORCED FUMBLES		RECOVERED FUMBLES	
PLAYER	NO.	PLAYER	NO.	PLAYER	NO.	PLAYER	NO.	PLAYER	NO.
D. Bush	10	T. Watt	2.0			D. Bush	1	C. Heyward	1
M. Fitzpatrick	10	C. Heyward	1.0			J. Haden	1		
J. Pierre	6					C. Heyward	1		
J. Schobert	6					T. Watt	1		
T. Alualu	5								
T. Edmunds	5								
J. Haden	5								
T. Norwood	5								
C. Sutton	5								
C. Heyward	4								
A. Highsmith	4								
T. Watt	3								
A. Maulet	2								
I. Buggs	1								
C. Davis	1								
M. Ingram III	1								
C. Wormley	1								

SEPTEMBER 19, 2021
STEELERS VS. LAS VEGAS RAIDERS
L 26-17

TOP TACKLERS		SACKS		INTS		FORCED FUMBLES		RECOVERED FUMBLES	
PLAYER	NO.	PLAYER	NO.	PLAYER	NO.	PLAYER	NO.	PLAYER	NO.
J. Schobert	10	M. Ingram III	1.0			T. Watt	1		
R. Spillane	10	T. Watt	1.0						
C. Heyward	7								
T. Edmunds	6								
M. Fitzpatrick	6								
J. Pierre	6								
M. Ingram III	4								
T. Watt	4								
A. Highsmith	3								
C. Sutton	3								
J. Jones	1								
J. Layne	1								
I. Loudermilk	1								
T. Norwood	1								
C. Wormley	1								

(AS OF SEP 21, 2021, 4:14 AM EDT)										2021 : REGULAR SEASON									
DATE	OPPONENT	TT	SOLO	ASST	SACKS	SACK YDS	INTS	INT YDS		PD	DTD	DS	TFL	QBH	FF	FR			
9/12	at Buffalo	74	49	25	3	16.0	0	0.0		7	1	0	5	8	4	1			
9/19	Las Vegas	64	47	17	2	9.0	0	0.0		4	0	0	6	5	1	0			
9/26	Cincinnati	--	--	--	--	--	--	--		--	--	--	--	--	--	--			
10/3	at Green Bay	--	--	--	--	--	--	--		--	--	--	--	--	--	--			
10/10	Denver	--	--	--	--	--	--	--		--	--	--	--	--	--	--			
10/17	Seattle	--	--	--	--	--	--	--		--	--	--	--	--	--	--			
10/31	at Cleveland	--	--	--	--	--	--	--		--	--	--	--	--	--	--			
11/8	Chicago	--	--	--	--	--	--	--		--	--	--	--	--	--	--			
11/14	Detroit	--	--	--	--	--	--	--		--	--	--	--	--	--	--			
11/21	at L.A. Chargers	--	--	--	--	--	--	--		--	--	--	--	--	--	--			
11/28	at Cincinnati	--	--	--	--	--	--	--		--	--	--	--	--	--	--			
12/5	Baltimore	--	--	--	--	--	--	--		--	--	--	--	--	--	--			
12/9	at Minnesota	--	--	--	--	--	--	--		--	--	--	--	--	--	--			
12/19	Tennessee	--	--	--	--	--	--	--		--	--	--	--	--	--	--			
12/26	at Kansas City	--	--	--	--	--	--	--		--	--	--	--	--	--	--			
1/3	Cleveland	--	--	--	--	--	--	--		--	--	--	--	--	--	--			
1/9	at Baltimore	--	--	--	--	--	--	--		--	--	--	--	--	--	--			
2021 TOTALS		138	96	42	5	25.0	0	0.0		11	1	0	11	13	5	1			

AMERICAN FOOTBALL CONFERENCE

	OFFENSE			DEFENSE		
	TOTAL	RUSH	PASS	TOTAL	RUSH	PASS
Baltimore Ravens	2	*1	10	15	2	16
Buffalo Bills	10	5	13	*1	3	*1
Cincinnati Bengals	12	9	14	4	6	5
Cleveland Browns	5	2	6	7	4	12
Denver Broncos	4	4	4	2	*1	3
Houston Texans	8	6	5	10	11	10
Indianapolis Colts	9	8	9	11	12	9
Jacksonville Jaguars	14	12	11	14	13	13
Kansas City Chiefs	6	14	2	16	16	11
Las Vegas Raiders	*1	15	*1	9	10	8
Los Angeles Chargers	3	11	3	6	15	2
Miami Dolphins	16	13	16	8	14	7
New England Patriots	11	7	12	3	9	4
New York Jets	13	10	15	5	7	6
Pittsburgh Steelers	15	16	8	12	5	15
Tennessee Titans	7	3	7	13	8	14

NATIONAL FOOTBALL CONFERENCE

	OFFENSE			DEFENSE		
	TOTAL	RUSH	PASS	TOTAL	RUSH	PASS
Arizona Cardinals	*1	6	*1	6	13	4
Atlanta Falcons	13	13	13	10	12	9
Carolina Panthers	7	12	6	*1	*1	*1
Chicago Bears	15	3	15	4	4	7 T
Dallas Cowboys	2	2	3	14	5	16
Detroit Lions	5	7	8	9	6	10
Green Bay Packers	14	15	14	5	15	3
Los Angeles Rams	9	14	4	7	8	5
Minnesota Vikings	3	5	5	15	9 T	14
New Orleans Saints	16	9	16	3	3	6
New York Giants	11	8	10	13	9 T	13
Philadelphia Eagles	8	*1	12	2	7	2
San Francisco 49ers	10	4	9	8	14	7 T
Seattle Seahawks	4	10	7	16	16	11
Tampa Bay Buccaneers	6	16	2	11	2	15
Washington	12	11	11	12	11	12

NATIONAL FOOTBALL LEAGUE

	OFFENSE			DEFENSE		
	TOTAL	RUSH	PASS	TOTAL	RUSH	PASS
Arizona Cardinals	2	12	3	11	26	8
Atlanta Falcons	25	24	24	21	24	19
Baltimore Ravens	3	*1	21	31	6	32
Buffalo Bills	21	6	26	2	7	2
Carolina Panthers	14	21	9	*1	*1	*1
Chicago Bears	30	8	31	8	5	14 T
Cincinnati Bengals	24	18	28	6	11	9
Cleveland Browns	8	3	14	14	9	23
Dallas Cowboys	4	7	6	27	8	31
Denver Broncos	7	5	11	3	4	5
Detroit Lions	12	14	12	20	15	21
Green Bay Packers	29	28	27	10	29	7
Houston Texans	17	11	13	17	17	18
Indianapolis Colts	20	16	19	18	18 T	17
Jacksonville Jaguars	27	26	23	29	25	27
Kansas City Chiefs	9	29	2	32	32	20
Las Vegas Raiders	*1	30 T	*1	16	16	16
Los Angeles Chargers	5	23	4	13	30	4
Los Angeles Rams	16	25	7	12	20	11
Miami Dolphins	31	27	30	15	28	12
Minnesota Vikings	6	10	8	28	21 T	26
New England Patriots	23	13	25	5	14	6
New Orleans Saints	32	17	32	7	3	13
New York Giants	19	15	16	T 26	21 T	25
New York Jets	26	22	29	9	12	10
Philadelphia Eagles	15	2	22	4	18 T	3
Pittsburgh Steelers	28	32	18	22	10	29
San Francisco 49ers	18	9	15	19	27	14 T
Seattle Seahawks	11	19	10	30	31	22
Tampa Bay Buccaneers	13	30 T	5	23	2	30
Tennessee Titans	10	4	16	T 24	13	28
Washington	22	20	20	25	23	24

* = NFL leader | T = Tied for position

2021 REGULAR SEASON																				
NFL										AFC										
		OFFENSE				DEFENSE						OFFENSE				DEFENSE				
DATE	OPPONENT	TOTAL	RUSH	PASS	SCORED	TOTAL	RUSH	PASS	SCORED	DATE	OPPONENT	TOTAL	RUSH	PASS	SCORED	TOTAL	RUSH	PASS	SCORED	
09/12	at Buffalo	T-29	23	28	18	13	18	T-14	T-7	09/12	at Buffalo	T-14	13	15	8	5	9	T-6	T-2	
09/19	Las Vegas	28	32	18	T-24	22	10	29	9	09/19	Las Vegas	15	16	8	T-11	12	5	15	5	
09/26	Cincinnati	--	--	--	--	--	--	--	--	09/26	Cincinnati	--	--	--	--	--	--	--	--	
10/03	@ Green Bay	--	--	--	--	--	--	--	--	10/03	@ Green Bay	--	--	--	--	--	--	--	--	
10/10	Denver	--	--	--	--	--	--	--	--	10/10	Denver	--	--	--	--	--	--	--	--	
10/17	Seattle	--	--	--	--	--	--	--	--	10/17	Seattle	--	--	--	--	--	--	--	--	
[bye]	--	--	--	--	--	--	--	--	--	[bye]	--	--	--	--	--	--	--	--	--	
11/08	Chicago	--	--	--	--	--	--	--	--	11/08	Chicago	--	--	--	--	--	--	--	--	
11/14	Detroit	--	--	--	--	--	--	--	--	11/14	Detroit	--	--	--	--	--	--	--	--	
11/21	@ L.A. Chargers	--	--	--	--	--	--	--	--	11/21	@ L.A. Chargers	--	--	--	--	--	--	--	--	
11/28	@ Cincinnati	--	--	--	--	--	--	--	--	11/28	@ Cincinnati	--	--	--	--	--	--	--	--	
12/05	Baltimore	--	--	--	--	--	--	--	--	12/05	Baltimore	--	--	--	--	--	--	--	--	
12/09	@ Minnesota	--	--	--	--	--	--	--	--	12/09	@ Minnesota	--	--	--	--	--	--	--	--	
12/19	Tennessee	--	--	--	--	--	--	--	--	12/19	Tennessee	--	--	--	--	--	--	--	--	
12/26	@ Kansas City	--	--	--	--	--	--	--	--	12/26	@ Kansas City	--	--	--	--	--	--	--	--	
01/03	Cleveland	--	--	--	--	--	--	--	--	01/03	Cleveland	--	--	--	--	--	--	--	--	
01/09	@ Baltimore	--	--	--	--	--	--	--	--	01/09	@ Baltimore	--	--	--	--	--	--	--	--	

*Points per game

2021 REGULAR SEASON STEELERS GAME-BY-GAME OFFENSE																		
	09/12	09/19	09/26	10/03	10/10	10/17	10/31	11/08	11/14	11/21	11/28	12/05	12/09	12/19	12/26	01/03	01/09	
	@ BUF	LV	CIN	@ GB	DEN	SEA	@ CLE	CHI	DET	@ LAC	@ CIN	BAL	@ MIN	TEN	@ KC	CLE	@ BAL	Totals
FIRST DOWNS																		
Total	16	17																33
Rushing	4	3																7
Passing	9	13																22
Penalty	3	1																4
THIRD DOWNS																		
Attempts	12	12																24
Converted	4	5																9
Percentage	33.3%	41.7%																37.5%
FOURTH DOWNS																		
Attempts	0	1																1
Converted	0	0																0
Percentage	0	0.0%																0.0%
TOT. OFFENSE																		
Net Yards	252	331																583
Plays	55	56																111
Avg./Play	4.6	5.9																5.3
RUSHING																		
Net Yards	75	39																114
Rush. Att.	21	14																35
Avg./Att.	3.6	2.8																3.3
PASSING																		
Net Yards	177	292																469
Attempts	32	40																72
Completions	18	27																45
Intercepted	0	1																1
Gross Yards	188	295																483
Sacked	2.0	2.0																4.0
Yards Lost	11	3																14
ADVANCES																		
Rushes	21	14																35
Completions	18	27																45
Totals	39	41																80
Total Drives	11	11																22
PENALTIES																		
Number	5	5																10
Yards	32	43																75
FUMBLES																		
Number	1	1																2
Lost	0	0																0
PUNTING																		
Yards	207	197																404
Punts	5	4																9
Net Avg.	41.2	42.8																41.9
Gross Avg.	41.4	49.3																44.9
SCORING																		
Points	23	17																40
Q1	0	0																0
Q2	0	7																7
Q3	6	0																6
Q4	17	10																27
OT	0	0																0
TD Rushing	0	1																1
TD Passing	1	1																2
TD KO Returns	0	0																0
TD Punt Returns	0	0																0
TD Sp. Teams	1	0																1
TD Def. Returns	0	0																0
FG Attempts	3	1																4
FG Made	3	1																4
Safety	0	0																0
2-Pt Attempts	0	0																0
2-Pt Made	0	0																0
Time of Possession	26:43	25:38																52:21

2021 REGULAR SEASON STEELERS GAME-BY-GAME DEFENSE																		
	09/12	09/19	09/26	10/03	10/10	10/17	10/31	11/08	11/14	11/21	11/28	12/05	12/09	12/19	12/26	01/03	01/09	
	@ BUF	LV	CIN	@ GB	DEN	SEA	@ CLE	CHI	DET	@ LAC	@ CIN	BAL	@ MIN	TEN	@ KC	CLE	@ BAL	Totals
FIRST DOWNS																		
Total	22	22																44
Rushing	8	4																12
Passing	13	17																30
Penalty	1	1																2
THIRD DOWNS																		
Attempts	18	13																31
Converted	8	5																13
Percentage	44.4%	38.5%																41.9%
FOURTH DOWNS																		
Attempts	3	1																4
Converted	1	1																2
Percentage	33.3%	100.0%																50.0%
TOT. OFFENSE																		
Net Yards	371	425																796
Plays	79	64																143
Avg./Play	4.7	6.6																5.6
RUSHING																		
Net Yards	117	52																169
Rush. Att.	25	25																50
Avg./Att.	4.7	2.1																3.4
PASSING																		
Net Yards	254	373																627
Attempts	51	37																88
Completions	30	28																58
Intercepted	0	0																0
Gross Yards	270	382																652
Sacked	3.0	2.0																5.0
Yards Lost	16	9																25
ADVANCES																		
Rushes	25	25																50
Completions	30	28																58
Totals	55	53																108
Total Drives	11	10																21
PENALTIES																		
Number	8	5																13
Yards	81	40																121
FUMBLES																		
Number	4	2																6
Lost	1	0																1
PUNTING																		
Yards	137	190																327
Punts	4	4																8
Net Avg.	22.4	37.3																32.6
Gross Avg.	34.3	47.5																40.9
SCORING																		
Points	16	26																42
Q1	3	3																6
Q2	7	6																13
Q3	0	7																7
Q4	6	10																16
OT	0	0																0
TD Rushing	0	0																0
TD Passing	1	2																3
TD KO Returns	0	0																0
TD Punt Returns	0	0																0
TD Sp. Teams	0	0																0
TD Def. Returns	0	0																0
FG Attempts	3	4																7
FG Made	3	4																7
Safety	0	0																0
2-Pt Attempts	0	0																0
2-Pt Made	0	0																0
Time of Possession	33:17	34:22																67:39

2021 REGULAR SEASON - DEFENSIVE TAKEAWAYS

DATE	OPPONENT	TAKEAWAY	QTR.	SCORE	YD-LINE	RESULT
09/12	at Buffalo	C. Heyward FR (T. Watt FF)	2	0-3	PIT-45	Punt
09/19	Las Vegas	None				
09/26	Cincinnati	--	--	--	--	--
10/03	at Green Bay	--	--	--	--	--
10/10	Denver	--	--	--	--	--
10/17	Seattle	--	--	--	--	--
10/31	at Cleveland	--	--	--	--	--
11/08	Chicago	--	--	--	--	--
11/14	Detroit	--	--	--	--	--
11/21	at L.A. Chargers	--	--	--	--	--
11/28	at Cincinnati	--	--	--	--	--
12/05	Baltimore	--	--	--	--	--
12/09	at Minnesota	--	--	--	--	--
12/19	Tennessee	--	--	--	--	--
12/26	at Kansas City	--	--	--	--	--
01/03	Cleveland	--	--	--	--	--
01/09	at Baltimore	--	--	--	--	--

2021 REGULAR SEASON - OFFENSIVE GIVEAWAYS

DATE	OPPONENT	TAKEAWAY	QTR.	SCORE	YD-LINE	RESULT
09/12	at Buffalo	None				
09/19	Las Vegas	B. Roethlisberger INT (T. Mullen Jr.)	1	0-0	LV-46	FG
09/26	Cincinnati	--	--	--	--	--
10/03	at Green Bay	--	--	--	--	--
10/10	Denver	--	--	--	--	--
10/17	Seattle	--	--	--	--	--
10/31	at Cleveland	--	--	--	--	--
11/08	Chicago	--	--	--	--	--
11/14	Detroit	--	--	--	--	--
11/21	at L.A. Chargers	--	--	--	--	--
11/28	at Cincinnati	--	--	--	--	--
12/05	Baltimore	--	--	--	--	--
12/09	at Minnesota	--	--	--	--	--
12/19	Tennessee	--	--	--	--	--
12/26	at Kansas City	--	--	--	--	--
01/03	Cleveland	--	--	--	--	--
01/09	at Baltimore	--	--	--	--	--

2021 REGULAR SEASON - TURNOVERS

Offense:	1 Giveaway 3 Points (0 TD, 1 FG)	Ratio 0 (1 take, 1 give)
Defense:	1 Takeaway 0 Points (0 TD, 0 FG)	
Special Teams:	0 Giveaways 0 Points (0 TD, 0 FG) 0 Takeaways 0 Points (0 TD, 0 FG)	Points Off Turnovers Ratio -3 (0 scored, 3 allowed)

		FORCED TURNOVERS			TURNOVERS CONVERTED					OUTCOME	
DATE	OPPONENT	FUM	INTS	TOTAL	TD	FG	PTS.	PTS. PCT.	TD PCT.	NET DIFF.	RESULT
09/12	Pittsburgh	1	0	1	0	0	0	0.0	0.0	+1	W
	at Buffalo	0	0	0	0	0	0	0.0	0.0	-1	L
09/19	Pittsburgh	0	0	0	0	0	0	0.0	0.0	-1	L
	Las Vegas	0	1	1	0	1	3	100.0	0.0	+1	W
09/26	Cincinnati	--	--	--	--	--	--	--	--	--	--
10/03	at Green Bay	--	--	--	--	--	--	--	--	--	--
10/10	Denver	--	--	--	--	--	--	--	--	--	--
10/17	Seattle	--	--	--	--	--	--	--	--	--	--
10/31	at Cleveland	--	--	--	--	--	--	--	--	--	--
11/08	Chicago	--	--	--	--	--	--	--	--	--	--
11/14	Detroit	--	--	--	--	--	--	--	--	--	--
11/21	at L.A. Chargers	--	--	--	--	--	--	--	--	--	--
11/28	at Cincinnati	--	--	--	--	--	--	--	--	--	--
12/05	Baltimore	--	--	--	--	--	--	--	--	--	--
12/09	at Minnesota	--	--	--	--	--	--	--	--	--	--
12/19	Tennessee	--	--	--	--	--	--	--	--	--	--
12/26	at Kansas City	--	--	--	--	--	--	--	--	--	--
01/03	Cleveland	--	--	--	--	--	--	--	--	--	--
01/09	at Baltimore	--	--	--	--	--	--	--	--	--	--
	STEELERS	1	0	1	0	0	0	0.0	0.0	0	1-1
	OPPONENTS	0	1	1	0	1	3	100.0	0.0	0	1-1

2021 REGULAR SEASON INDIVIDUAL GAME-BY-GAME STATS

PASSING:		JOSHUA DOBBS												
DATE	OPP.	ATT	CMP	YDS	CMP%	Y/A	Y/C	TD	TD%	INT	INT%	LG	SK/YD	RATE
09/12	at Buffalo													
09/19	Las Vegas													
09/26	Cincinnati													
10/03	at Green Bay													
10/10	Denver													
10/17	Seattle													
10/31	at Cleveland													
11/08	Chicago													
11/14	Detroit													
11/21	at L.A. Chargers													
11/28	at Cincinnati													
12/05	Baltimore													
12/09	at Minnesota													
12/19	Tennessee													
12/26	at Kansas City													
01/03	Cleveland													
01/09	at Baltimore													
TOTALS		0	0	0	0.0%	0.0	0.0	0	0.0%	0	0.0%	--	0/0	0.0

PASSING:		DWAYNE HASKINS												
DATE	OPP.	ATT	CMP	YDS	CMP%	Y/A	Y/C	TD	TD%	INT	INT%	LG	SK/YD	RATE
09/12	at Buffalo													
09/19	Las Vegas													
09/26	Cincinnati													
10/03	at Green Bay													
10/10	Denver													
10/17	Seattle													
10/31	at Cleveland													
11/08	Chicago													
11/14	Detroit													
11/21	at L.A. Chargers													
11/28	at Cincinnati													
12/05	Baltimore													
12/09	at Minnesota													
12/19	Tennessee													
12/26	at Kansas City													
01/03	Cleveland													
01/09	at Baltimore													
TOTALS		0	0	0	0.0%	0.0	0.0	0	0.0%	0	0.0%	--	0/0	0.0

PASSING:		BEN ROETHLISBERGER												
DATE	OPP.	ATT	CMP	YDS	CMP%	Y/A	Y/C	TD	TD%	INT	INT%	LG	SK/YD	RATE
09/12	at Buffalo	32	18	188	56.3%	5.9	10.4	1	3.1%	0	0.0%	24	2/11	83.9
09/19	Las Vegas	39	26	284	66.7%	7.3	10.9	1	2.6%	1	2.6%	52	2/3	85.8
09/26	Cincinnati													
10/03	at Green Bay													
10/10	Denver													
10/17	Seattle													
10/31	at Cleveland													
11/08	Chicago													
11/14	Detroit													
11/21	at L.A. Chargers													
11/28	at Cincinnati													
12/05	Baltimore													
12/09	at Minnesota													
12/19	Tennessee													
12/26	at Kansas City													
01/03	Cleveland													
01/09	at Baltimore													
TOTALS		71	44	472	62.0%	6.6	10.7	2	2.8%	1	1.4%	52	4/14	84.9

PASSING:		MASON RUDOLPH												
DATE	OPP.	ATT	CMP	YDS	CMP%	Y/A	Y/C	TD	TD%	INT	INT%	LG	SK/YD	RATE
09/12	at Buffalo													
09/19	Las Vegas													
09/26	Cincinnati													
10/03	at Green Bay													
10/10	Denver													
10/17	Seattle													
10/31	at Cleveland													
11/08	Chicago													
11/14	Detroit													
11/21	at L.A. Chargers													
11/28	at Cincinnati													
12/05	Baltimore													
12/09	at Minnesota													
12/19	Tennessee													
12/26	at Kansas City													
01/03	Cleveland													
01/09	at Baltimore													
TOTALS		0	0	0	0.0%	0.0	0.0	0	0.0%	0	0.0%	--	0/0	0.0

2021 REGULAR SEASON INDIVIDUAL GAME-BY-GAME STATS																
RUSHING:		CHASE CLAYPOOL					NAJEE HARRIS					BEN ROETHLISBERGER				
DATE	OPP.	NO.	YDS	AVG	LG	TD	NO.	YDS	AVG	LG	TD	NO.	YDS	AVG	LG	TD
09/12	at Buffalo	1	25	25.0	25	0	16	45	2.8	18	0	4	4	1.0	7	0
09/19	Las Vegas	1	-3	-3.0	-3	0	10	38	3.8	14	0	0	0	0.0	--	0
09/26	Cincinnati															
10/03	at Green Bay															
10/10	Denver															
10/17	Seattle															
10/31	at Cleveland															
11/08	Chicago															
11/14	Detroit															
11/21	at L.A. Chargers															
11/28	at Cincinnati															
12/05	Baltimore															
12/09	at Minnesota															
12/19	Tennessee															
12/26	at Kansas City															
01/03	Cleveland															
01/09	at Baltimore															
TOTALS		2	22	11.0	25	0	26	83	3.2	18	0	4	4	1.0	7	0

RUSHING:		JUJU SMITH-SCHUSTER					BENNY SNELL JR.				
DATE	OPP	NO.	YDS	AVG	LG	TD	NO.	YDS	AVG	LG	TD
09/12	at Buffalo	0	0	0.0	--	0	0	0	0.0	--	0
09/19	Las Vegas	1	3	3.0	3t	1	2	1	0.5	1	0
09/26	Cincinnati										
10/03	at Green Bay										
10/10	Denver										
10/17	Seattle										
10/31	at Cleveland										
11/08	Chicago										
11/14	Detroit										
11/21	at L.A. Chargers										
11/28	at Cincinnati										
12/05	Baltimore										
12/09	at Minnesota										
12/19	Tennessee										
12/26	at Kansas City										
01/03	Cleveland										
01/09	at Baltimore										
TOTALS		1	3	3.0	3T	1	2	1	0.5	1	0

2021 REGULAR SEASON INDIVIDUAL GAME-BY-GAME STATS

RECEIVING:		CHASE CLAYPOOL					ERIC EBRON					PAT FREIERMUTH				
DATE	OPP	NO.	YDS	AVG	LG	TD	NO.	YDS	AVG	LG	TD	NO.	YDS	AVG	LG	TD
09/12	at Buffalo	3	45	15.0	22	0	1	19	19.0	19	0	1	24	24.0	24	0
09/19	Las Vegas	3	70	23.3	52	0	0	0	0.0	--	0	4	36	9.0	14	0
09/26	Cincinnati															
10/03	at Green Bay															
10/10	Denver															
10/17	Seattle															
10/31	at Cleveland															
11/08	Chicago															
11/14	Detroit															
11/21	at L.A. Chargers															
11/28	at Cincinnati															
12/05	Baltimore															
12/09	at Minnesota															
12/19	Tennessee															
12/26	at Kansas City															
01/03	Cleveland															
01/09	at Baltimore															
TOTALS		6	115	19.2	52	0	1	19	19.0	19	0	5	60	12.0	24	0

RECEIVING:		ZACH GENTRY					NAJEE HARRIS					DIONTAE JOHNSON				
DATE	OPP	NO.	YDS	AVG	LG	TD	NO.	YDS	AVG	LG	TD	NO.	YDS	AVG	LG	TD
09/12	at Buffalo	1	-2	-2.0	-2	0	1	4	4.0	4	0	5	36	7.2	14	1
09/19	Las Vegas	0	0	0.0	--	0	5	43	8.6	25t	1	9	105	11.7	41	0
09/26	Cincinnati															
10/03	at Green Bay															
10/10	Denver															
10/17	Seattle															
10/31	at Cleveland															
11/08	Chicago															
11/14	Detroit															
11/21	at L.A. Chargers															
11/28	at Cincinnati															
12/05	Baltimore															
12/09	at Minnesota															
12/19	Tennessee															
12/26	at Kansas City															
01/03	Cleveland															
01/09	at Baltimore															
TOTALS		1	-2	-2.0	-2	0	6	47	7.8	25T	1	14	141	10.1	41	1

RECEIVING:		JULIU SMITH-SCHUSTER					JAMES WASHINGTON				
DATE	OPP	NO.	YDS	AVG	LG	TD	NO.	YDS	AVG	LG	TD
09/12	at Buffalo	4	52	13.0	24	0	2	10	5.0	9	0
09/19	Las Vegas	6	41	6.8	17	0	0	0	0.0	--	0
09/26	Cincinnati										
10/03	at Green Bay										
10/10	Denver										
10/17	Seattle										
10/31	at Cleveland										
11/08	Chicago										
11/14	Detroit										
11/21	at L.A. Chargers										
11/28	at Cincinnati										
12/05	Baltimore										
12/09	at Minnesota										
12/19	Tennessee										
12/26	at Kansas City										
01/03	Cleveland										
01/09	at Baltimore										
TOTALS		10	93	9.3	24	0	2	10	5.0	9	0

		ISAIAHH LOUDERMILK												ARTHUR MAULET												TRE NORWOOD																		
DATE	OPP.	S	A	TK	TFL	TFLY	SK	SKY	INT	FR	FF	PR	PD	S	A	TK	TFL	TFLY	SK	SKY	INT	FR	FF	PR	PD	S	A	TK	TFL	TFLY	SK	SKY	INT	FR	FF	PR	PD							
09/12	at Buffalo	ON INACTIVE LIST												1	1	2	0	0	0.0	0.0	0	0	0	0	0	0	4	1	5	0	0	0.0	0.0	0	0	0	0	0	0	0	0	0	0	0
09/19	Las Vegas	0	1	1	0	0	0.0	0.0	0	0	0	0	0	0	0	0	0	0	0.0	0.0	0	0	0	0	0	1	0	1	0	0	0.0	0.0	0	0	0	0	0	0						
09/26	Cincinnati																																											
10/03	at Green Bay																																											
10/10	Denver																																											
10/17	Seattle																																											
10/31	at Cleveland																																											
11/08	Chicago																																											
11/14	Detroit																																											
11/21	at L.A. Chargers																																											
11/28	at Cincinnati																																											
12/05	Baltimore																																											
12/09	at Minnesota																																											
12/19	Tennessee																																											
12/26	at Kansas City																																											
01/03	Cleveland																																											
01/09	at Baltimore																																											
TOTALS		0	1	1	0	0	0.0	0.0	0	0	0	0	0	1	1	2	0	0	0.0	0.0	0	0	0	0	0	5	1	6	0	0	0.0	0.0	0	0	0	0	0							

DATE	OPP.	JAMES PIERRE												JOE SCHOBERT												ROBERT SPILLANE												
		S	A	TK	TFL	TY	SK	SKY	INT	FR	FF	PR	PD	S	A	TK	TFL	TY	SK	SKY	INT	FR	FF	PR	PD	S	A	TK	TFL	TY	SK	SKY	INT	FR	FF	PR	PD	
09/12	at Buffalo	6	0	6	0	0	0.0	0.0	0	0	0	0	1	2	4	6	0	0	0.0	0.0	0	0	0	0	0													
09/19	Las Vegas	6	0	6	0	0	0.0	0.0	0	0	0	0	0	7	3	10	0	0	0.0	0.0	0	0	0	0	2	8	2	10	1	2	0.0	0.0	0	0	0	0	0	0
09/26	Cincinnati																																					
10/03	at Green Bay																																					
10/10	Denver																																					
10/17	Seattle																																					
10/31	at Cleveland																																					
11/08	Chicago																																					
11/14	Detroit																																					
11/21	at L.A. Chargers																																					
11/28	at Cincinnati																																					
12/05	Baltimore																																					
12/09	at Minnesota																																					
12/19	Tennessee																																					
12/26	at Kansas City																																					
01/03	Cleveland																																					
01/09	at Baltimore																																					
TOTALS		12	0	12	0	0	0.0	0.0	0	0	0	0	1	9	7	16	0	0	0.0	0.0	0	0	0	0	2	8	2	10	1	2	0.0	0.0	0	0	0	0	0	

DATE	OPP.	CAMERON SUTTON												T. J. WATT												CHRIS WORMLEY												
		S	A	TK	TK	FLY	SK	SKY	INT	FR	FF	PR	PD	S	A	TK	TK	FLY	SK	SKY	INT	FR	FF	PR	PD	S	A	TK	TK	FLY	SK	SKY	INT	FR	FF	PR	PD	
09/12	at Buffalo	5	0	5	2	9	0.0	0.0	0	0	0	0	2	3	0	3	1	5	2.0	10.0	0	0	1	5	0	0	1	1	0	0	0.0	0.0	0	0	0	0	0	0
09/19	Las Vegas	2	1	3	0	0	0.0	0.0	0	0	0	0	0	3	1	4	0	0	1.0	1.0	0	0	1	1	0	1	0	1	0	0	0.0	0.0	0	0	0	0	1	
09/26	Cincinnati																																					
10/03	at Green Bay																																					
10/10	Denver																																					
10/17	Seattle																																					
10/31	at Cleveland																																					
11/08	Chicago																																					
11/14	Detroit																																					
11/21	at L.A. Chargers																																					
11/28	at Cincinnati																																					
12/05	Baltimore																																					
12/09	at Minnesota																																					
12/19	Tennessee																																					
12/26	at Kansas City																																					
01/03	Cleveland																																					
01/09	at Baltimore																																					
TOTALS		7	1	8	2	9	0.0	0.0	0	0	0	0	2	6	1	7	1	5	3.0	11.0	0	0	2	6	0	1	1	2	0	0	0.0	0.0	0	0	0	0	1	

2021 REGULAR SEASON INDIVIDUAL GAME-BY-GAME STATS						
FUMBLE RETURNS:		CAMERON HEYWARD				
DATE	OPP.	NO.	YDS	AVG	LG	TD
09/12	at Buffalo	1	0	0.0	--	0
09/19	Las Vegas	0	0	0.0	--	0
09/26	Cincinnati					
10/03	at Green Bay					
10/10	Denver					
10/17	Seattle					
10/31	at Cleveland					
11/08	Chicago					
11/14	Detroit					
11/21	at L.A. Chargers					
11/28	at Cincinnati					
12/05	Baltimore					
12/09	at Minnesota					
12/19	Tennessee					
12/26	at Kansas City					
01/03	Cleveland					
01/09	at Baltimore					
TOTALS		1	0	0.0	0	0

SECTION TITLE: *Individual GxG Stats: INTERCEPTION RETURNS*

The REGULAR season selected does not have any data. Please check "Report Season(s)" dropdowns under the "Generated Content" - has this REGULAR season happened yet?

2021 REGULAR SEASON INDIVIDUAL SPECIAL TEAMS GAME-BY-GAME STATS													
		ULYSEES GILBERT III			JAMIR JONES			MILES KILLEBREW			JUSTIN LAYNE		
DATE	OPP.	TKL	AST	TOT	TKL	AST	TOT	TKL	AST	TOT	TKL	AST	TOT
09/12	at Buffalo	1	0	1	0	0	0	0	0	0	0	1	1
09/19	Las Vegas	0	0	0	1	0	1	0	0	0	0	1	1
09/26	Cincinnati												
10/03	at Green Bay												
10/10	Denver												
10/17	Seattle												
10/31	at Cleveland												
11/08	Chicago												
11/14	Detroit												
11/21	at L.A. Chargers												
11/28	at Cincinnati												
12/05	Baltimore												
12/09	at Minnesota												
12/19	Tennessee												
12/26	at Kansas City												
01/03	Cleveland												
01/09	at Baltimore												
TOTALS		1	0	1	1	0	1	0	0	0	0	2	2

DATE	OPP.	ARTHUR MAULET			TRE NORWOOD			JAMES PIERRE			BENNY SNELL JR.		
		TKL	AST	TOT	TKL	AST	TOT	TKL	AST	TOT	TKL	AST	TOT
09/12	at Buffalo	1	0	1	1	0	1	0	1	1	0	1	1
09/19	Las Vegas	0	0	0	0	0	0	0	1	1	0	0	0
09/26	Cincinnati												
10/03	at Green Bay												
10/10	Denver												
10/17	Seattle												
10/31	at Cleveland												
11/08	Chicago												
11/14	Detroit												
11/21	at L.A. Chargers												
11/28	at Cincinnati												
12/05	Baltimore												
12/09	at Minnesota												
12/19	Tennessee												
12/26	at Kansas City												
01/03	Cleveland												
01/09	at Baltimore												
TOTALS		1	0	1	1	0	1	0	2	2	0	1	1

DATE	OPP.	ROBERT SPILLANE			DEREK WATT		
		TKL	AST	TOT	TKL	AST	TOT
09/12	at Buffalo	ON INACTIVE LIST			1	0	1
09/19	Las Vegas	0	2	2	0	0	0
09/26	Cincinnati						
10/03	at Green Bay						
10/10	Denver						
10/17	Seattle						
10/31	at Cleveland						
11/08	Chicago						
11/14	Detroit						
11/21	at L.A. Chargers						
11/28	at Cincinnati						
12/05	Baltimore						
12/09	at Minnesota						
12/19	Tennessee						
12/26	at Kansas City						
01/03	Cleveland						
01/09	at Baltimore						
TOTALS		0	2	2	1	0	1

2021 REGULAR SEASON INDIVIDUAL GAME-BY-GAME STATS								
PASSING:		PRESSLEY HARVIN III						
DATE	OPP	NO.	YDS	AVG	TB	IN 20	LG	NET
09/12	at Buffalo	5	207	41.4	0	2	51	41.2
09/19	Las Vegas	4	197	49.3	0	3	59	42.8
09/26	Cincinnati							
10/03	at Green Bay							
10/10	Denver							
10/17	Seattle							
10/31	at Cleveland							
11/08	Chicago							
11/14	Detroit							
11/21	at L.A. Chargers							
11/28	at Cincinnati							
12/05	Baltimore							
12/09	at Minnesota							
12/19	Tennessee							
12/26	at Kansas City							
01/03	Cleveland							
01/09	at Baltimore							
TOTALS		9	404	44.9	0	5	59	41.9

2021 REGULAR SEASON INDIVIDUAL GAME-BY-GAME STATS											
FIELD GOALS:		CHRIS BOSWELL									
DATE	OPP.	0-19	20-29	30-39	40-49	50+	TOTAL	FGM	FGA	PCT	L6
09/12	at Buffalo	0/0	2/2	0/0	1/1	0/0	3/3	3	3	100.0%	45
09/19	Las Vegas	0/0	0/0	0/0	0/0	1/1	1/1	1	1	100.0%	56
09/26	Cincinnati										
10/03	at Green Bay										
10/10	Denver										
10/17	Seattle										
10/31	at Cleveland										
11/08	Chicago										
11/14	Detroit										
11/21	at L.A. Chargers										
11/28	at Cincinnati										
12/05	Baltimore										
12/09	at Minnesota										
12/19	Tennessee										
12/26	at Kansas City										
01/03	Cleveland										
01/09	at Baltimore										
TOTALS		0/0	2/2	0/0	1/1	1/1	4/4	4	4	100.0%	56

2021 REGULAR SEASON INDIVIDUAL GAME-BY-GAME STATS						
KICKOFF RETURNS:		RAY-RAY MCCLOUD				
DATE	OPP.	NO.	YDS	AVG	LG	TD
09/12	at Buffalo	0	0	0.0	--	0
09/19	Las Vegas	4	92	23.0	28	0
09/26	Cincinnati					
10/03	at Green Bay					
10/10	Denver					
10/17	Seattle					
10/31	at Cleveland					
11/08	Chicago					
11/14	Detroit					
11/21	at L.A. Chargers					
11/28	at Cincinnati					
12/05	Baltimore					
12/09	at Minnesota					
12/19	Tennessee					
12/26	at Kansas City					
01/03	Cleveland					
01/09	at Baltimore					
TOTALS		4	92	23.0	28	0

2021 REGULAR SEASON INDIVIDUAL GAME-BY-GAME STATS						
PUNT RETURNS:		RAY-RAY MCCLOUD				
DATE	OPP.	NO.	YDS	AVG	LG	TD
09/12	at Buffalo	1	5	5.0	5	0
09/19	Las Vegas	2	21	10.5	15	0
09/26	Cincinnati					
10/03	at Green Bay					
10/10	Denver					
10/17	Seattle					
10/31	at Cleveland					
11/08	Chicago					
11/14	Detroit					
11/21	at L.A. Chargers					
11/28	at Cincinnati					
12/05	Baltimore					
12/09	at Minnesota					
12/19	Tennessee					
12/26	at Kansas City					
01/03	Cleveland					
01/09	at Baltimore					
TOTALS		3	26	8.7	15	0



26

WEEK 2
Las Vegas Raiders 26, Pittsburgh Steelers 17
63,707 🇺🇸 Heinz Field 🇺🇸 Sep 19, 2021



17

Las Vegas Raiders	3	6	7	10	—	26
Pittsburgh Steelers	0	7	0	10	—	17

SCORING DRIVES

TEAM	QTR	TIME	SCORING PLAY	LV	PIT
Raiders	1	03:10	D.Carson 46 yd. Field Goal (5-12, 2:34)	3	0
Raiders	2	09:34	D.Carson 33 yd. Field Goal (8-47, 3:58)	6	0
Steelers	2	06:25	J.Smith-Schuster 3 yd. run (C.Boswell kick) (7-75, 3:09)	6	7
Raiders	2	00:02	D.Carson 41 yd. Field Goal (13-53, 6:23)	9	7
Raiders	3	05:02	F.Moreau 9 yd. pass from D.Carr (D.Carson kick) (7-82, 4:09)	16	7
Steelers	4	11:15	N.Harris 25 yd. pass from B.Roethlisberger (C.Boswell kick) (5-80, 1:41)	16	14
Raiders	4	09:35	H.Ruggs 61 yd. pass from D.Carr (D.Carson kick) (5-75, 1:40)	23	14
Steelers	4	03:42	C.Boswell 56 yd. Field Goal (8-30, 2:09)	23	17
Raiders	4	00:20	D.Carson 45 yd. Field Goal (7-46, 3:22)	26	17

LAS VEGAS RAIDERS

PASSING	ATT	CP	YDS	SK/YD	TD	LG	INT	RTG
Derek Carr	37	28	382	2/9	2	61T	0	126.2
TOTAL	37	28	382	2/9	2	61T	0	126.2

RUSHING	ATT	YDS	AVG	LG	TD
Peyton Barber	13	32	2.5	13	0
Kenyan Drake	7	9	1.3	5	0
Derek Carr	4	9	2.3	5	0
Henry Ruggs III	1	2	2.0	2	0
TOTAL	25	52	2.1	13	0

RECEIVING	NO	YDS	AVG	LG	TD
Henry Ruggs III	5	113	22.6	61T	1
Darren Waller	5	65	13.0	25	0
Hunter Renfrow	5	57	11.4	23	0
Kenyan Drake	5	46	9.2	13	0
Bryan Edwards	3	40	13.3	18	0
Foster Moreau	2	34	17.0	25	1
Derek Carrier	2	13	6.5	9	0
Willie Snead IV	1	14	14.0	14	0
TOTAL	28	382	13.6	61T	2

TOP DEFENSE	TOT	SOLO	AST	SCK	YDS	INT
Denzel Perryman	12	6	6	0.0	0.0	0
Johnathan Abram	7	5	2	0.0	0.0	0
Nate Hobbs	6	4	2	0.0	0.0	0

FIELD GOALS	FGM/FGA	PERCENT	RESULTS
Daniel Carlson	4-4	100.0	46G, 33G, 41G, 45G
TOTAL	4-4	100.0	

PITTSBURGH STEELERS

PASSING	ATT	CP	YDS	SK/YD	TD	LG	INT	RTG
Ben Roethlisberger	39	26	284	2/3	1	52	1	85.8
TOTAL	39	26	284	2/3	1	52	1	85.8

RUSHING	ATT	YDS	AVG	LG	TD
Najee Harris	10	38	3.8	14	0
JuJu Smith-Schuster	1	3	3.0	3t	1
Benny Snell Jr.	2	1	0.5	1	0
Chase Claypool	1	-3	-3.0	-3	0
TOTAL	14	39	2.8	14	1

RECEIVING	NO	YDS	AVG	LG	TD
Diontae Johnson	9	105	11.7	41	0
JuJu Smith-Schuster	6	41	6.8	17	0
Najee Harris	5	43	8.6	25t	1
Pat Freiermuth	4	36	9.0	14	0
Chase Claypool	3	70	23.3	52	0
TOTAL	27	295	10.9	52	1

TOP DEFENSE	TOT	SOLO	AST	SCK	YDS	INT
Joe Schobert	10	7	3	0.0	0.0	0
Robert Spillane	10	8	2	0.0	0.0	0
Cameron Heyward	7	4	3	0.0	0.0	0

FIELD GOALS	FGM/FGA	PERCENT	RESULTS
Chris Boswell	1-1	100.0	56G
TOTAL	1-1	100.0	

TEAM STATISTICS

RAIDERS

STEELERS

First Downs	22	17
3rd-Down Eff. (Made/Att/Pct)	5/13/38%	5/12/42%
4th-Down Eff. (Made/Att/Pct)	1/1/100%	0/1/0%
Total Net Yards	425	331
Total Plays	64	56
Yards Per Play	6.6	5.9
Rushes/Net Yards	25/52	14/39
Net Passing	373	292
Pass Attempts/Completions	37/28	40/27
Had Intercepted	0	1
Sacked/Yards Lost	2/9	2/3
Punts/Average	4/47.5	4/49.3
Penalties/Yards	5/40	5/43
Fumbles/Lost	2/0	1/0
Possession Time	34:22	25:38



WEEK 1
Pittsburgh Steelers 23, Buffalo Bills 16
69,787 🌈 Highmark Stadium 🌈 Sep 12, 2021



Pittsburgh Steelers	0	0	6	17	—	23
Buffalo Bills	3	7	0	6	—	16

SCORING DRIVES

TEAM	QTR	TIME	SCORING PLAY	PIT	BUF
Bills	1	13:30	T.Bass 37 yd. Field Goal (4-5, 1:30)	0	3
Bills	2	00:22	G.Davis 3 yd. pass from J.Allen (T.Bass kick) (13-91, 5:39)	0	10
Steelers	3	10:23	C.Boswell 24 yd. Field Goal (10-69, 4:37)	3	10
Steelers	3	01:47	C.Boswell 20 yd. Field Goal (11-62, 4:01)	6	10
Steelers	4	11:19	D.Johnson 5 yd. pass from B.Roethlisberger (C.Boswell kick) (4-52, 2:23)	13	10
Steelers	4	09:45	U.Gilbert 9 yd. return of blocked punt (C.Boswell kick)	20	10
Bills	4	05:23	T.Bass 25 yd. Field Goal (9-67, 4:22)	20	13
Steelers	4	02:42	C.Boswell 45 yd. Field Goal (9-48, 2:41)	23	13
Bills	4	00:46	T.Bass 42 yd. Field Goal (10-40, 1:56)	23	16

PITTSBURGH STEELERS

PASSING	ATT	CP	YDS	SK/YD	TD	LG	INT	RTG
Ben Roethlisberger	32	18	188	2/11	1	24	0	83.9
TOTAL	32	18	188	2/11	1	24	0	83.9

RUSHING	ATT	YDS	AVG	LG	TD
Najee Harris	16	45	2.8	18	0
Chase Claypool	1	25	25.0	25	0
Ben Roethlisberger	4	4	1.0	7	0
TOTAL	21	74	3.5	25	0

RECEIVING	NO	YDS	AVG	LG	TD
Diontae Johnson	5	36	7.2	14	1
JuJu Smith-Schuster	4	52	13.0	24	0
Chase Claypool	3	45	15.0	22	0
James Washington	2	10	5.0	9	0
Pat Freiermuth	1	24	24.0	24	0
Eric Ebron	1	19	19.0	19	0
Najee Harris	1	4	4.0	4	0
Zach Gentry	1	-2	-2.0	-2	0
TOTAL	18	188	10.4	24	1

TOP DEFENSE	TOT	SOLO	AST	SCK	YDS	INT
Devin Bush	10	6	4	0.0	0.0	0
Minkah Fitzpatrick	10	6	4	0.0	0.0	0
James Pierre	6	6	0	0.0	0.0	0

FIELD GOALS	FGM/FGA	PERCENT	RESULTS
Chris Boswell	3-3	100.0	24G, 20G, 45G
TOTAL	3-3	100.0	

BUFFALO BILLS

PASSING	ATT	CP	YDS	SK/YD	TD	LG	INT	RTG
Josh Allen	51	30	270	3/16	1	37	0	79.7
TOTAL	51	30	270	3/16	1	37	0	79.7

RUSHING	ATT	YDS	AVG	LG	TD
Devin Singletary	11	72	6.5	25	0
Josh Allen	9	44	4.9	11	0
Matt Breida	4	4	1.0	7	0
Isaiah McKenzie	1	-3	-3.0	-3	0
TOTAL	25	117	4.7	25	0

RECEIVING	NO	YDS	AVG	LG	TD
Stefon Diggs	9	69	7.7	13	0
Cole Beasley	8	60	7.5	12	0
Emmanuel Sanders	4	52	13.0	16	0
Dawson Knox	4	41	10.3	13	0
Devin Singletary	3	8	2.7	5	0
Gabriel Davis	2	40	20.0	37	1
TOTAL	30	270	9.0	37	1

TOP DEFENSE	TOT	SOLO	AST	SCK	YDS	INT
Taron Johnson	7	7	0	0.0	0.0	0
Jordan Poyer	6	5	1	1.0	10.0	0
Micah Hyde	6	5	1	0.0	0.0	0

FIELD GOALS	FGM/FGA	PERCENT	RESULTS
Tyler Bass	3-3	100.0	37G, 25G, 42G
TOTAL	3-3	100.0	

TEAM STATISTICS

STEELERS

BILLS

First Downs	16	22
3rd-Down Eff. (Made/Att/Pct)	4/12/33%	8/18/44%
4th-Down Eff. (Made/Att/Pct)	0/0/0%	1/3/33%
Total Net Yards	252	371
Total Plays	55	79
Yards Per Play	4.6	4.7
Rushes/Net Yards	21/75	25/117
Net Passing	177	254
Pass Attempts/Completions	32/18	51/30
Had Intercepted	0	0
Sacked/Yards Lost	2/11	3/16
Punts/Average	5/41.4	4/34.3
Penalties/Yards	5/32	8/81
Fumbles/Lost	1/0	4/1
Possession Time	26:43	33:17

THE LAST TIME THE STEELERS/OPPONENT...

Overtime Game Won

By Steelers – Pittsburgh 27, Cleveland 24, 1/1/17
By Opponent – Chicago 23, Pittsburgh 17, 9/24/17

Tie Game

Home – Pittsburgh 34, Atlanta 34, 11/10/02
Away – Pittsburgh 21, at Cleveland 21, 9/9/18

Shutout

By Steelers – Pittsburgh 27, St. Louis 0, 12/24/11
By Opponent – Jacksonville 9, Pittsburgh 0, 9/18/06

Kickoff Returned for a TD

By Steelers – **JuJu Smith Schuster (96 yards) vs. Cleveland, 12/31/17**
By Opponent – Jacoby Jones (108 yards) vs. Baltimore, 11/2/14

Punt Returned for a TD

By Steelers – **Diontae Johnson (85 yards) vs. Arizona, 12/8/19**
By Opponent – Desmond King II vs. LA Chargers, 12/12/18

Intercepted Pass Returned for a TD

By Steelers – **Joe Haden (14 yards) vs. Baltimore, 12/2/20**
By Opponent – Taron Johnson (51 yards) at Buffalo, 12/13/20

Fumble Returned for a TD

By Steelers – **Minkah Fitzpatrick (43 yards) vs. L.A. Rams, 11/10/19**
By Opponent – Jordan Richards (0 yards) at Baltimore Ravens, 12/29/19

Blocked Punt

By Steelers – **Miles Killebrew at Buffalo, 9/12/21**
By Opponent – Javorius Allen at Baltimore, 11/6/16

Blocked Punt for a TD

By Steelers – **Ulysees Gilbert III (8 yards) at Buffalo, 9/12/21**
By Opponent – Chris Moore (14 yards) at Baltimore, 11/6/16

Blocked Field Goal

By Steelers – J.J. Fort at New Orleans, 12/23/18
By Opponent – Justin Simmons at Denver, 11/25/18

Blocked Field Goal for a TD

By Steelers – Bob O'Neill (73 yards) vs. Chicago Cards, 10/13/57
By Opponent – Chris Moore (14 yards) at Baltimore, 11/6/16

Blocked PAT

By Steelers – **Cameron Heyward vs. Indianapolis, 11/3/19**
By Opponent – Tyrone Crawford at Dallas, 11/8/20

Safety Scored

By Steelers – **vs. Denver (Sam Martin tackled in endzone by Derek Watt), 9/20/20**
By Opponent – at Baltimore Ravens (Devlin Hodges called for intentional grounding in the endzone), 12/29/19



Minkah Fitzpatrick Intercepted Pass for a TD 10/7/18 vs. Atlanta

Two 100-Yard Rushers in Same Game

By Steelers – at Carolina (Le'Veon Bell 147, LeGarrette Blount 118), 9/21/14
By Opponent – None

200 Yards Rushing

By Steelers – Le'Veon Bell (236 yards) at Buffalo, 12/11/16
By Opponent – Jay Ajayi (204 yards) at Miami, 10/16/16

300 Yards Passing

By Steelers – **Mason Rudolph (315 yards) at Cleveland, 1/4/21**

By Opponent – Drew Brees (326 yards) at New Orleans, 12/23/18

400 Yards Passing

By Steelers – **Ben Roethlisberger (402 yards) at Denver, 11/25/18**
By Opponent – Ryan Fitzpatrick (411 yards) at Tampa Bay, 9/24/18

500 Yards Passing

By Steelers – **Ben Roethlisberger (506 yards) vs. Baltimore, 12/10/17**
By Opponent – None

200 Yards Receiving

By Steelers – Markus Wheaton (201 yards) at Seattle, 11/29/15
By Opponent – A.J. Green (224 yards) at Cincinnati, 12/7/14

Four TD Passes

By Steelers – **Ben Roethlisberger vs. Cincinnati, 11/15/20**
By Opponent – Derek Carr vs. Oakland, 11/8/15

Five TD Passes

By Steelers – **Ben Roethlisberger vs. Carolina, 11/8/18**
By Opponent – Russell Wilson at Seattle, 11/29/15

Six TD Passes

By Steelers – **Ben Roethlisberger vs. Baltimore, 11/2/14**
By Opponent – Patrick Mahomes vs. Kansas City, 9/16/18

Three TD Receptions

By Steelers – Chase Claypool vs. Philadelphia, 10/11/20
By Opponent – Doug Baldwin at Seattle, 11/29/15

Four TD Receptions

By Steelers – Roy Jefferson vs. Atlanta, 11/3/68
By Opponent – Don Beebe at Buffalo, 9/8/91

Three TDs Rushing

By Steelers – Le'Veon Bell at Buffalo, 12/11/16
By Opponent – Arlen Harris vs. St. Louis, 10/26/03

Four Field Goals

By Steelers – **Chris Boswell vs. Indianapolis, 11/3/19**
By Opponent – Justin Tucker vs. Baltimore, 9/30/18

Five Field Goals

By Steelers – **Chris Boswell at Cincinnati, 10/22/17**
By Opponent – Matt Prater at Detroit, 10/29/17

Six Field Goals

By Steelers – **Chris Boswell at Cincinnati, 12/18/16**
By Opponent – Todd Peterson vs. Seattle, 9/26/99

Three Interceptions

By Steelers – Darren Perry at Cleveland, 9/11/94
By Opponent – Dick Anderson (4) at Miami, 12/3/73

Four Interceptions

By Steelers – Jack Butler vs. Washington, 12/13/53
By Opponent – Dick Anderson at Miami, 12/3/73

THE LAST TIME THE STEELERS/OPPONENT...

Three Sacks

By Steelers – **T.J. Watt vs. Atlanta, 10/17/18**
By Opponent – Terrell Suggs at Baltimore, 9/11/11

Four Sacks

By Steelers – Joey Porter at Tampa Bay, 10/21/01
By Opponent – Alfred Williams vs. Cincinnati, 10/16/94

Five Sacks

By Steelers – Joe Greene at Houston, 12/10/72
By Opponent – None

Gained 500 Yards of Total Offense

By Steelers – 527 (75 rushing, 452 passing)
at Denver, 11/25/18
By Opponent – 610 (197 rushing, 413 passing)
at New England, 11/3/13

Limited Team to Under 100 Yards of Total Offense

By Steelers – 98 (81 rushing, 17 passing), 10/29/06
at Oakland
By Opponent – 53 (36 rushing, 17 passing), 9/10/89
vs. Cleveland

Three Interceptions (TEAM)

By Steelers – at Arizona, 12/8/19
By Opponent – at Tennessee, 10/25/20

Four Interceptions (TEAM)

By Steelers – at Jacksonville, 11/22/20
By Opponent – vs. Buffalo, 12/15/19

Five Interceptions (TEAM)

By Steelers: 12/5/93 vs. New England
By Opponent: 10/8/17 vs. Jacksonville

Five Takeaways (TEAM)

By Steelers – (5) at San Francisco (2 INT, 3 FUM), 9/22/19
By Opponent – (5) vs. Buffalo (4 INT, 1 FUM), 12/15/19

Six Takeaways (TEAM)

By Steelers – (7) at Tennessee (3 INT, 4 FUM), 9/19/10
By Opponent – (6) at Cleveland (4 INT, 2 FUM), 9/9/18

Two 100-Yard Receivers in Same Game

By Steelers – at New Orleans (Brown 185, **Smith-Schuster 115**), 12/23/18
By Opponent – vs. Kansas City (Kelce 109, Watkins 100), 9/16/18

100 Yards Rushing

By Steelers – at Jacksonville (27-106), 11/22/20
By Opponent – vs. Indianapolis (28-127), 12/27/20

200 Yards Rushing

By Steelers: at Buffalo (42-240), 12/11/16
By Opponent: at Baltimore (47-265), 11/1/20

100-Yard Rusher and 100-Yard Receiver

By Steelers – vs. Miami (**Conner 145, Smith-Schuster 103**), 11/28/19
By Opponent – at Baltimore (Dobbins 113, Snead 106), 11/1/20

100-Yard Rusher and Two 100-Yard Receivers

By Steelers – at Cincinnati (**Conner 111, Smith-Schuster 111**, Brown 105), 10/7/18
By Opponent – at New England (Ridley 115, Gronkowski 143, Dobson 130), 11/3/13

100-Yard Rusher, 300-Yard Passer and 100-Yard Receiver

By Steelers – at Cleveland (**Conner 135, Roethlisberger 335, Smith-Schuster 119**), 9/9/18
By Opponent – vs. Dallas (Elliott 114, Prescott 319, Bryant 116), 11/13/16

100-Yard Rusher, 300-Yard Passer and Two 100-Yard Receivers

By Steelers – at Cincinnati (**Conner 111, Smith-Schuster 111**, Brown 105, **Roethlisberger 369**), 10/14/18
By Opponent – at New England (Ridley 115, Brady 432, Gronkowski 143, Dobson 130), 11/3/13

100-Yard Rusher and 300-Yard Passer

By Steelers – vs. Indianapolis (D. Williams 134, **Roethlisberger 364**), 12/6/15
By Opponent – at New England (Ridley 115, Brady 432), 11/3/13

100-Yard Receiver and 300-Yard Passer

By Steelers – vs. Cincinnati (Johnson 116, Roethlisberger 333), 11/15/20
By Opponent – vs. Las Vegas (Ruggs 113, Carr 382), 9/19/21

Two 100-Yard Receivers and 300-Yard Passer

By Steelers – at New Orleans (Brown 185, **Smith-Schuster 115, Roethlisberger 462**), 12/23/18
By Opponent – vs. Kansas City (Kelce 109, Watkins 100, Mahomes 326), 9/16/18

100-Yard Rusher, 100-Yard Receiver, 200-Yard Receiver and 400-Yard Passer

By Steelers: vs. Atlanta (Zereoue 123, Burress 253, Ward 139, Maddox 473), 11/10/02
By Opponent – None

100-Yard Rusher, Two 100-Yard Receivers and 400-Yard Passer

By Steelers: vs. Atlanta (Zereoue 123, Burress 253, Ward 139, Maddox 473), 11/10/02
By Opponent: at New England (Ridley 115, Gronkowski 143, Dobson 130, Brady 432), 11/3/13

Three 100-Yard Receivers and 300-Yard Passer

By Steelers: vs. Chicago Cardinals (Orr 205, McClair 139, Tracy 106, Layne 409), 12/13/58
By Opponent – at St. Louis (D. Williams 114, Conrad 133, Smith 105, Hart 353), 11/10/68

Three Rushing Touchdowns

By Steelers – vs. Cleveland (Connor 1, Claypool 1, Snell 1), 10/18/20
By Opponent – at New Orleans (Kamara 2, Ingram 1), 12/23/18

Four Rushing Touchdowns

By Steelers – Detroit (Bettis 3, **Roethlisberger 1**), 1/1/06
By Opponent – at San Diego (McGee 2, Anderson 1, Spencer 1), 12/8/85

Five Rushing Touchdowns

By Steelers – at Kansas City (Bettis 2, Stewart 2, Pegram 1), 11/3/96
By Opponent – at Cleveland (Hanulak 3, Morrison 1, Reynolds 1), 12/12/54

Three Touchdown Passes

By Steelers – vs. Indianapolis (**Roethlisberger 3**), 12/27/20
By Opponent – at Tampa Bay (Fitzpatrick 3), 9/29/18

Four Touchdown Passes

By Steelers – vs. Cincinnati (Roethlisberger 4), 11/15/20
By Opponent – at Oakland (Carr 4), 11/18/15

Five Touchdown Passes

By Steelers – vs. Carolina (**Roethlisberger 5**), 11/8/18
By Opponent – at Seattle (Wilson 5), 11/29/15

Six Touchdown Passes

By Steelers – vs. Baltimore (**Roethlisberger 6**), 11/2/14
By Opponent – vs. Kansas City (Mahomes 6), 9/16/18

THE LAST TIME THE STEELERS/OPPONENT...

Six Sacks

By Steelers – at Jacksonville (6-40), 11/18/18

By Opponent – vs. Baltimore (6-34), 11/20/05

Seven or more Sacks

By Steelers – vs. Denver Broncos (7-61), 9/20/20

By Opponent – at Cleveland (8-60), 12/20/09

Two Opponent Fumble Recoveries

By Steelers – vs. Cincinnati (B. Snell 1, S. Nelson 1), 11/15/20

By Opponent – at New Orleans (Okafor 1, Davis 1), 12/23/18

Three Opponent Fumble RecoveriesBy Steelers – at San Francisco (**D. Bush 2, T. Watt 1**), 9/22/19

By Opponent – at Cleveland (Schobert 2, Peppers 1), 9/9/18

Shutout on Road

By Steelers – at Cleveland (41-0), 12/24/05

By Opponent – at Baltimore (0-27), 11/26/06

Shutout at Home

By Steelers – vs. St. Louis (27-0), 12/24/11

By Opponent – vs. Baltimore (0-16), 9/3/00

Overtime Win away from Pittsburgh

By Steelers – at Buffalo (19-16), 11/28/10

By Opponent – at Dallas (27-24), 12/16/12

Overtime Win in Pittsburgh

By Steelers – vs. Cleveland (27-24), 1/1/17

By Opponent – vs. Baltimore (23-20), 10/1/15

40 Points

By Steelers – vs. Atlanta (41-17), 10/17/18

By Opponent – vs. Kansas city (42-37), 9/16/18

50 Points

By Steelers – vs. Carolina (52-21), 11/8/18

By Opponent – at New England (55-31), 11/3/13

Two-Point Conversion

By Steelers – at Buffalo (Roethlisberger - Ebron pass), 12/13/20

By Opponent – vs. Denver (Driskel-Fant pass), 9/20/20

Missed Point-After-Touchdown Attempt

By Steelers – vs. Baltimore (Chris Boswell missed kick), 12/2/20

By Opponent – at Buffalo (Tyler Bass missed wide right), 12/13/20