



Steelers at Rams

Sunday, Oct. 22

4:05 p.m. ET

Los Angeles, CA

SoFi Stadium



PITTSBURGH STEELERS COMMUNICATIONS

Burt Lauten - Senior Director of Communications
 Michael Bertsch - Communications Manager
 Angela Tegnella - Communications Coordinator
 MacKaiya Cherry - Communications Assistant/Social Media
 KeShawne Perkins - Communications Intern



UPMC ROONEY SPORTS COMPLEX

PITTSBURGH STEELERS

3400 South Water Street • Pittsburgh, PA 15203
 412-432-7820

PITTSBURGH STEELERS GAME RELEASE WEEK 7

L.A. RAMS

GAME INFORMATION

| | | |
|--|--|---|
| | Sunday, Oct. 22 1 p.m. ET | SoFi Stadium Los Angeles, CA Capacity 70,000 // Matrix® Turf |
| | FOX Locally WPGH-TV | Adam Amin (play-by-play) Daryl Johnston (analysis) Pam Oliver (field reporter) |
| | Steelers Radio Network (48 affiliates) 102.5 WDVE-FM (Pittsburgh) 970 WBGG-AM (Pittsburgh) | Bill Hillgrove (play-by-play) Craig Wolfley (analysis) Max Starks (field reporter) Missi Matthews (field reporter) |

THE SERIES

| | | |
|----------|----------------------|--|
| All-Time | Rams lead, 17-10-2 | Last: Steelers Win, 17-12 (Nov. 10, 2019) |
| Home | Steelers lead, 7-6-1 | Last: Ravens Loss, 14-16 (Dec. 11, 2022) |
| Away | Rams lead, 11-2-1 | Last: Steelers Win, 12-6 (Sept. 27, 2015) |
| Playoffs | Steelers lead, 1-0 | Last: Steelers Win, 31-19 (Super Bowl XIV) |

THE COACHES

| | Head Coach | At Franchise | Overall | vs. Opp |
|----------|-------------|---------------|---------------|---------|
| Steelers | Mike Tomlin | 166-95-2 (17) | 166-95-2 (17) | 4-0 |
| Rams | Sean McVay | 63-41 (7) | 63-41 (7) | 0-1 |

COMMUNICATIONS STAFF

| | | |
|---------------------------------------|------------------|---|
| Senior Director of Communications | Burt Lauten | lautenb@steelers.nfl.com 412-432-7821 |
| Communications Manager | Michael Bertsch | bertschm@steelers.nfl.com 412-432-7822 |
| Communications Coordinator | Angela Tegnella | tegnellaa@steelers.nfl.com 412-432-7820 |
| Communications Assistant/Social Media | MacKaiya Cherry | cherym@steelers.nfl.com 412-432-7893 |
| Communications Intern | KeShawne Perkins | perkinsk@steelers.nfl.com 412-432-7800 x6019 |

2023 REGULAR SEASON SCHEDULE (2-2)

| Day | Date | Opponent | TV | Time/Result |
|----------|----------|-----------------|-----|-------------|
| Sun. | Sept. 10 | San Francisco | FOX | L, 7-30 |
| Mon. | Sept. 18 | Cleveland | FOX | W, 26-22 |
| Sun. | Sept. 24 | at Las Vegas | NBC | W, 23-18 |
| Sun. | Oct. 1 | at Houston | CBS | L, 6-30 |
| Sun. | Oct. 8 | Baltimore | CBS | W, 17-10 |
| BYE WEEK | | | | |
| Sun. | Oct. 22 | at L.A. Rams | FOX | 4:05 p.m. |
| Sun. | Oct. 29 | Jacksonville | CBS | 1 p.m. |
| Thur. | Nov. 2 | Tennessee | CBS | 8:15 p.m. |
| Sun. | Nov. 12 | Green Bay | CBS | 1 p.m. |
| Sun. | Nov. 19 | at Cleveland | CBS | 1 p.m. |
| Sun. | Nov. 26 | at Cincinnati | CBS | 1 p.m. |
| Sun. | Dec. 3 | Arizona | CBS | 1 p.m. |
| Thur. | Dec. 7 | New England | CBS | 8:15 p.m. |
| TBD | TBD | at Indianapolis | | TBD |
| Sat. | Dec. 23 | Cincinnati | NBC | 4:30 p.m. |
| Sun. | Dec. 31 | at Seattle | FOX | 4:05 p.m. |
| TBD | TBD | at Baltimore | | TBD |

****Times and TV network may change due to flexible scheduling**
 NOTE: All times are Eastern Home games in BOLD

2023 POSTSEASON SCHEDULE

| Day | Date | Game |
|-----------|------------|---|
| Sat.-Mon. | Jan. 13-15 | Wildcard Playoff Games |
| Sat.-Sun. | Jan. 20-21 | Divisional Playoff Games |
| Sun. | Jan. 28 | Conference Championships |
| Sun. | Feb. 11 | Super Bowl LVIII (Allegiant Stadium; Las Vegas, NV) |

@STEELERSPRDEPT

The Steelers Communications Department X account is the primary platform for how the team disseminates news and information, including press releases, media advisories, practice/media availability times, in-game updates and more.

WHAT'S INSIDE

| | | | | | | | |
|-------|------------------------------|---------|-------------------------------|---------|------------------------------|---------|----------------------------|
| 3-6 | Series History | 50 | NFL Standings | 255 | Big Returns/Opp. Big Returns | 276-277 | Turnover Chart |
| 7 | Countdown To Kickoff | 51 | Steelers Record When... | 256-257 | Drive Charts/Opening Drives | 278 | Ind. GBG (Passing) |
| 8 | Covering The Steelers | 52-55 | Roster Information | 258-259 | Drive Production/Opp. (GBG) | 279 | Ind. GBG (Rushing) |
| 9-10 | Vs. QB Drafted No. 1 Overall | 56 | How the Steelers Were Built | 260-261 | Scoring Drives/Opp. | 280 | Ind. GBG (Receiving) |
| 11-12 | Steelers Following Bye | 57-59 | Depth Chart/Transactions | 262-263 | Longest Drives/Opp. | 281-282 | Ind. GBG (Defense) |
| 13-14 | Steelers in Domes | 60-243 | Player Pages | 264-265 | Red-Zone Efficiency | 283 | Ind. GBG (Fumble Returns) |
| 14-21 | Team Notes | 244-245 | Results/Individual Statistics | 266 | Yards Gained by Down | 284 | Ind. GBG (Int. Returns) |
| 21-27 | Team Defense Notes | 246 | Special Teams Tackles | 267 | Third Down Efficiency/Opp. | 285 | Ind. GBG (Special Teams) |
| 27-35 | Individual Defense Notes | 247 | Game-by-Game Starters | 268 | Fourth Down Efficiency/Opp. | 286 | Ind. GBG (Punting) |
| 35-36 | Team Offense Notes | 248 | Participation | 269-270 | Defensive Summaries | 287 | Ind. GBG (Field Goals) |
| 36-41 | Individual Offense Notes | 249 | Individual Game Highs | 271 | Defensive Stats (GBG) | 288 | Ind. GBG (Kickoff Returns) |
| 41-43 | Special Teams Notes | 250 | Big Yardage Games | 272 | Team Rankings | 289 | Ind. GBG (Punt Returns) |
| 44-48 | Mike Tomlin Notes | 251-252 | Big Run/Pass Plays | 273 | NFL Rankings | 290-294 | Game Summaries |
| 49 | Mike Tomlin's Record When | 253-254 | Big Plays/Opp. (GBG) | 274-275 | Offense/Defense (GBG) | 295-297 | The Last Time |

STEELERS-RAMS SERIES HISTORY

- Sunday's game will mark the 30th overall and 29th regular-season meeting between the Steelers and Rams.
- Pittsburgh has won the last four meetings in the series dating back to 2007.
- The last two meetings between the Steelers and Rams have been decided by five points or less.
- The Rams own a seven-game advantage in the overall series (17-10-2) and a eight-game lead in the regular-season series (17-9-2).
- Sunday's game will mark the 15th regular-season meeting between the Steelers and Rams in Los Angeles, St. Louis or Cleveland.
- The Rams own a nine-game advantage in the regular-season series (11-2-1) in Los Angeles, St. Louis or Cleveland.
- Sunday's game will be the seventh regular-season meeting between the two teams in the month of October.
- The Rams own a three-game advantage in the regular-season series (4-1-1) in the month of October.
- Sunday's game will be the fifth regular-season meeting in Los Angeles, St. Louis or Cleveland between the two teams in the month of October.
- The Rams own a three-game advantage in the regular-season series (3-0-1) in the month of October.
- Sunday's matchup will be the first trip to Los Angeles for the Steelers since the Rams moved back after the 2016 season.
- The Rams have travelled to Pittsburgh when the franchise was located in Cleveland (1944, twice), Los Angeles (1949, 1956, 1964, 1971, 1981, 1984 and 1990) and St. Louis (1996, 2003 and 2011).
- Pittsburgh and Los Angeles met in Super Bowl XIV on Jan. 20, 1980. The Steelers trailed 19-17 after three quarters, but a pair of fourth-quarter touchdowns, including a 73-yard pass from QB Terry Bradshaw to WR John Stallworth, gave Pittsburgh its fourth Super Bowl title in six years.

INSIDE THE SERIES

| CATEGORY | RECORD |
|--------------------------------------|---|
| Series History | Started in 1938 |
| Overall | Rams lead, 17-10-2 |
| In Pittsburgh | Steelers lead, 7-6-1 |
| At Cleveland, St. Louis, Los Angeles | Rams lead, 11-2-1 |
| Neutral | Steelers lead, 1-0 |
| Overall Regular Season | Rams lead, 17-9-2 |
| In Pittsburgh | Steelers lead, 7-6-1 |
| At Cleveland, St. Louis, Los Angeles | Rams lead, 11-2-1 |
| Neutral | -- |
| Streak | Pittsburgh won last four meetings |
| Last Regular-Season Game | W, 17-12 (Nov. 10, 2019 in Pittsburgh) |
| Postseason Series | Steelers lead, 1-0 |
| In Pittsburgh | -- |
| At Cleveland, St. Louis, Los Angeles | -- |
| Last Postseason Game | W, 31-19 (Jan. 20, 1980 - Super Bowl XIV) |

2023 STATS COMPARISON

| | STEELERS | RAMS |
|------------------------------|------------|-------------|
| Total Games | 5 | 6 |
| Total Drives | 60 | 61 |
| Total Drives per Game | 12.0 | 10.2 |
| First downs | 70 | 131 |
| Rushing 1st downs | 24 | 38 |
| Passing 1st downs | 40 | 82 |
| 1st downs from penalties | 6 | 11 |
| 3rd down eff. (Made-Att-Pct) | 27-73-37% | 35-83-42% |
| 4th down eff. (Made-Att-Pct) | 1-4-25% | 6-8-75% |
| Total Net Yards | 1,341 | 2,202 |
| Avg. Yards per Game | 268.2 | 367.0 |
| Total Plays | 295 | 396 |
| Yards per play | 4.5 | 5.6 |
| Net Yards Rushing | 402 | 649 |
| Rush Attempts | 117 | 153 |
| Yards per rush | 3.44 | 4.24 |
| Net Yards Passing | 939 | 1553 |
| Sacks-Yards lost | 14-106 | 16-124 |
| Gross Yards | 1045 | 1677 |
| Comp-Att-Pct | 98-164-60% | 139-227-61% |
| Yards per pass | 5.73 | 6.84 |
| Interceptions thrown | 4 | 5 |
| Punts (Num-Yds) | 30-1392 | 20-983 |
| Punts blocked | 0 | 0 |
| Net Punting Avg Yds | 42.5 | 44.9 |
| Gross Punting Avg Yds | 46.4 | 49.2 |

| | STEELERS | RAMS |
|--------------------------------|----------|-----------|
| Total Return Yds (no Kickoffs) | 68 | 66 |
| Punt Returns (Num-Yds) | 7-38 | 10-66 |
| Kickoff Returns (Num-Yds) | 9-203 | 3-44 |
| Int. Returns (Num-Yds) | 5-30 | 3-0 |
| Penalties-Yards | 22-184 | 36-328 |
| Turnovers | 6 | 6 |
| Fumbles lost | 2 | 1 |
| Interceptions thrown | 4 | 5 |
| Total Net Yards | 1,341 | 2,202 |
| Touchdowns | 7 | 13 |
| Rushing | 0 | 7 |
| Passing | 5 | 6 |
| Interceptions | 1 | 0 |
| Kickoff Returns | 0 | 0 |
| Fumble Returns | 1 | 0 |
| Punt Returns | 0 | 0 |
| Defensive/Special Teams TDs | 2 | 0 |
| Extra Points (Made-Att) | 5-7 | 12-12 |
| Kicking (Made-Att) | 5-5 | 12-12 |
| 2Pt Conversions (Made-Att) | 0-2 | 0-0 |
| Safeties | 1 | 0 |
| Kickoffs (Num-EZ-TB) | 22-22-21 | 33-30-30 |
| Field Goals (Made-Att) | 10-10 | 16-20 |
| FGs Blocked - PATs Blocked | 0-0 | 1-0 |
| Goal to Go (Made-Att-Pct) | 1-3-33% | 9-10-90% |
| Red Zone (Made-Att-Pct) | 2-7-29% | 11-19-58% |

RESULTS

Steelers lead, 17-10-2 (H: 7-6-1, A: 2-11-1, N: 1-0)

| Date | Site | Team | Wk | Gm | Result |
|------------|------|------|----|----|----------|
| 11/10/2019 | H | LA | 10 | 9 | W, 17-12 |
| 09/27/2015 | A | STL | 3 | 3 | W, 12-6 |
| 12/24/2011 | H | STL | 16 | 15 | W, 27-0 |
| 12/20/2007 | A | STL | 16 | 15 | W, 41-24 |
| 10/26/2003 | H | STL | 8 | 7 | L, 33-21 |
| 11/03/1996 | H | STL | 10 | 9 | W, 42-6 |
| 09/12/1993 | A | LA | 2 | 2 | L, 27-0 |
| 10/29/1990 | H | LA | 8 | 8 | W, 41-10 |
| 10/11/1987 | A | LA | 5 | 4 | L, 31-21 |
| 09/16/1984 | H | LA | 3 | 3 | W, 24-14 |
| 11/29/1981 | H | LA | 13 | 13 | W, 24-0 |
| 01/20/1980 | N | LA | 20 | 19 | W, 31-19 |
| 11/12/1978 | A | LA | 11 | 11 | L, 10-7 |
| 12/20/1975 | A | LA | 14 | 14 | L, 10-3 |
| 12/19/1971 | H | LA | 14 | 14 | L, 23-14 |
| 09/22/1968 | A | LA | 2 | 2 | L, 45-10 |
| 09/13/1964 | H | LA | 1 | 1 | L, 26-14 |
| 10/01/1961 | A | LA | 3 | 3 | L, 24-14 |
| 12/02/1956 | H | LA | 10 | 10 | W, 30-13 |
| 10/02/1955 | A | LA | 2 | 2 | L, 27-26 |
| 12/14/1952 | A | LA | 12 | 12 | L, 28-14 |
| 11/13/1949 | H | LA | 8 | 8 | T, 7-7 |
| 12/12/1948 | A | LA | 13 | 12 | L, 31-14 |
| 09/29/1947 | H | LA | 2 | 2 | L, 48-7 |
| 11/19/1944 | H | CLE | 8 | 8 | L, 33-6 |
| 09/24/1944 | H | CLE | 1 | 1 | L, 30-28 |
| 09/07/1941 | A | CLE | 1 | 1 | L, 17-14 |
| 10/29/1939 | A | CLE | 7 | 7 | T, 14-14 |
| 12/04/1938 | A | CLE | 11 | 11 | L, 13-7 |

indicates a playoff game

SUPERLATIVES

Passing Yards

| | Name | Date | Site | Wk | Result |
|-----|--------------------|------------|------|----|----------|
| 309 | Terry Bradshaw | 01/20/1980 | N | SB | W, 31-19 |
| 261 | Ben Roethlisberger | 12/20/2007 | A | 16 | W, 41-24 |
| 244 | David Woodley | 09/16/1984 | H | 3 | W, 24-14 |

Pass Completions

| | | | | | |
|----|--------------------|------------|---|----|----------|
| 22 | Mason Rudolph | 11/10/2019 | H | 10 | W, 17-12 |
| 20 | Terry Bradshaw | 12/19/1971 | H | 14 | L, 14-23 |
| | David Woodley | 09/16/1984 | H | 3 | W, 24-14 |
| | Ben Roethlisberger | 09/27/2015 | A | 3 | W, 12-6 |

Pass Attempts

| | | | | | |
|----|----------------|------------|---|----|----------|
| 38 | Mason Rudolph | 11/10/2019 | H | 10 | W, 17-12 |
| 34 | Terry Bradshaw | 12/19/1971 | H | 14 | L, 14-23 |
| 33 | Neil O'Donnell | 09/12/1993 | A | 2 | L, 0-27 |

Passing Touchdowns

| | | | | | |
|---|--------------------|------------|---|----|----------|
| 4 | Bubby Brister | 10/29/1990 | H | 8 | W, 41-10 |
| 3 | Ben Roethlisberger | 12/20/2007 | A | 16 | W, 41-24 |
| 2 | Five times | | | | |
| | Last: Tommy Maddox | 10/26/2003 | H | 8 | L, 21-33 |

Long Pass

| | | | | | |
|----|--------------------|------------|---|----|----------|
| 83 | Ben Roethlisberger | 12/20/2007 | A | 16 | W, 41-24 |
| 55 | Terry Bradshaw | 11/29/1981 | H | 13 | W, 24-0 |
| 47 | Ray Evans | 12/12/1948 | A | - | L, 14-31 |
| | Jack Scarbath | 12/02/1956 | H | - | W, 30-13 |

Completion Percentage (min. 14 pass att.)

| | | | | | |
|------|--------------------|------------|---|----|----------|
| 83.3 | Ben Roethlisberger | 09/27/2015 | A | 3 | W, 12-6 |
| 80.0 | Ben Roethlisberger | 12/20/2007 | A | 16 | W, 41-24 |
| 68.2 | Charlie Batch | 12/24/2011 | H | 16 | W, 27-0 |

Passer Rating (min. 14 pass att.)

| | | | | | |
|-------|--------------------|------------|---|----|----------|
| 158.3 | Ben Roethlisberger | 12/20/2007 | A | 16 | W, 41-24 |
| 113.8 | David Woodley | 09/16/1984 | H | 3 | W, 24-14 |
| 108.2 | Terry Bradshaw | 11/29/1981 | H | 13 | W, 24-0 |

Rushing Yards

| | | | | | |
|-----|-----------------|------------|---|----|----------|
| 129 | Jerome Bettis | 11/03/1996 | H | 10 | W, 42-6 |
| 126 | Franco Harris | 12/20/1975 | A | 14 | L, 3-10 |
| 123 | Najeh Davenport | 12/20/2007 | A | 16 | W, 41-24 |

Rushing Attempts

| | | | | | |
|----|-----------------|------------|---|----|----------|
| 24 | Najeh Davenport | 12/20/2007 | A | 16 | W, 41-24 |
| 22 | Franco Harris | 11/12/1978 | A | 11 | L, 7-10 |
| 21 | Franco Harris | 12/20/1975 | A | 14 | L, 3-10 |

Rushing Touchdowns

| | | | | | |
|---|---|------------|---|----|---------|
| 2 | Three times | | | | |
| | Last: Jerome Bettis/ Kordell Stewart | 11/03/1996 | H | 10 | W, 42-6 |

Long Rush

| | | | | | |
|----|--------------------|------------|---|----|---------|
| 52 | Rashard Mendenhall | 12/24/2011 | H | 16 | W, 27-0 |
| 50 | Franco Harris | 11/29/1981 | H | 13 | W, 24-0 |
| | Jerome Bettis | 11/03/1996 | H | 10 | W, 42-6 |

Receptions

| | | | | | |
|----|---------------|------------|---|----|----------|
| 11 | Antonio Brown | 09/27/2015 | A | 3 | W, 12-6 |
| 8 | John Fuqua | 12/19/1971 | H | 14 | L, 14-23 |
| 7 | Le'Veon Bell | 09/27/2015 | A | 3 | W, 12-6 |

Receiving Yards

| | | | | | |
|-----|-----------------|------------|---|----|----------|
| 133 | Santonio Holmes | 12/20/2007 | A | 16 | W, 41-24 |
| 121 | John Stallworth | 01/20/1980 | N | SB | W, 31-19 |
| 108 | Antonio Brown | 09/27/2015 | A | 3 | W, 12-6 |

| SUPERLATIVES | | | | | |
|-----------------------|-----------------------|------------|---|----|----------|
| Receiving Touchdowns | | | | | |
| 2 | Four times | | | | |
| | Last: Nate Washington | 12/20/2007 | A | 16 | W, 41-24 |
| Long Reception | | | | | |
| 83 | Santonio Holmes | 12/20/2007 | A | 16 | W, 41-24 |
| 55 | John Stallworth | 11/29/1981 | H | 13 | W, 24-0 |
| 47 | Val Jansante | 12/12/1948 | A | - | L, 14-31 |
| | Elbie Nickel | 12/02/1956 | H | - | W, 30-13 |
| Scrimmage Yards | | | | | |
| 167 | Najeh Davenport | 12/20/2007 | A | 16 | W, 41-24 |
| 151 | Rashard Mendenhall | 12/24/2011 | H | 16 | W, 27-0 |
| 144 | Franco Harris | 11/29/1981 | H | 13 | W, 24-0 |
| All-Purpose Yards | | | | | |
| 182 | Erric Pegram | 11/03/1996 | H | 10 | W, 42-6 |
| 171 | Antwaan Randle El | 10/26/2003 | H | 8 | L, 21-33 |
| 167 | Najeh Davenport | 12/20/2007 | A | 16 | W, 41-24 |
| Tackles | | | | | |
| 12 | James Farrior | 10/26/2003 | H | 8 | L, 21-33 |
| 10 | Lawrence Timmons | 12/24/2011 | H | 16 | W, 27-0 |
| | Mark Barron | 11/10/2019 | H | 10 | W, 17-12 |
| Sacks | | | | | |
| 4.0 | Ed Nelson | 09/16/1984 | H | 3 | W, 24-14 |
| 2.0 | Joey Porter | 10/26/2003 | H | 8 | L, 21-33 |
| | T.J. Watt | 11/10/2019 | H | 10 | W, 17-12 |
| Interceptions | | | | | |
| 2 | Mel Blount | 11/29/1981 | H | 13 | W, 24-0 |
| | Sam Washington | 09/16/1984 | H | 3 | W, 24-14 |
| Most Points Scored | | | | | |
| 42 | 11/03/1996 | | H | 10 | W, 42-6 |
| 41 | 10/29/1990 | | H | 8 | W, 41-10 |
| | 12/20/2007 | | A | 16 | W, 41-24 |
| Fewest Points Scored | | | | | |
| 0 | 09/12/1993 | | A | 2 | L, 0-27 |
| 3 | 12/20/1975 | | A | 14 | L, 3-10 |
| 6 | 11/19/1944 | | H | - | L, 6-33 |
| Most Points Allowed | | | | | |
| 48 | 09/29/1947 | | H | - | L, 7-48 |
| 45 | 09/22/1968 | | A | - | L, 10-45 |
| 33 | 10/26/2003 | | H | 8 | L, 21-33 |
| | 11/19/1944 | | H | - | L, 6-33 |
| Fewest Points Allowed | | | | | |
| 0 | 11/29/1981 | | H | 13 | W, 24-0 |
| | 12/24/2011 | | H | 16 | W, 27-0 |
| 6 | 11/03/1996 | | H | 10 | W, 42-6 |
| | 09/27/2015 | | A | 3 | W, 12-6 |
| Margin of Victory | | | | | |
| 36 | 11/03/1996 | | H | 10 | W, 42-6 |
| 31 | 10/29/1990 | | H | 8 | W, 41-10 |
| 27 | 12/24/2011 | | H | 16 | W, 27-0 |
| Margin of Defeat | | | | | |
| 41 | 09/29/1947 | | H | - | L, 7-48 |
| 35 | 09/22/1968 | | A | - | L, 10-45 |
| 27 | 09/12/1993 | | A | 2 | L, 0-27 |



12

2019 WEEK 10
Los Angeles Rams 12, Pittsburgh Steelers 17
 63,627 🇺🇸 Heinz Field 🇺🇸 Nov 10, 2019



17

| | | | | | | |
|---------------------------|---|---|---|---|---|----|
| Los Angeles Rams | 7 | 0 | 3 | 2 | — | 12 |
| Pittsburgh Steelers | 7 | 7 | 0 | 3 | — | 17 |

SCORING DRIVES

| TEAM | QTR | TIME | SCORING PLAY | LAR | PIT |
|----------|-----|-------|--|-----|-----|
| Rams | 1 | 14:46 | D.Fowler 26 yd. fumble return (G.Zuerlein kick) | 7 | 0 |
| Steelers | 1 | 00:34 | J.Washington 3 yd. pass from M.Rudolph (C.Boswell kick) (9:82, 4:14) | 7 | 7 |
| Steelers | 2 | 01:44 | M.Fitzpatrick 43 yd. fumble return (C.Boswell kick) | 7 | 14 |
| Rams | 3 | 00:11 | G.Zuerlein 30 yd. Field Goal (11-76, 5:32) | 10 | 14 |
| Rams | 4 | 12:40 | M.Rudolph sacked in end zone by A.Donald for a Safety | 12 | 14 |
| Steelers | 4 | 02:46 | C.Boswell 33 yd. Field Goal (14-60, 8:00) | 12 | 17 |

LOS ANGELES RAMS

| PASSING | ATT | CP | YDS | SK/YD | TD | LG | INT | RTG |
|---------------|-----------|-----------|------------|-------------|----------|-----------|----------|-------------|
| Jared Goff | 41 | 22 | 243 | 4/25 | 0 | 24 | 2 | 51.2 |
| Johnny Hekker | 1 | 0 | 0 | 0/0 | 0 | 0 | 1 | 0.0 |
| TOTAL | 42 | 22 | 243 | 4/25 | 0 | 24 | 3 | 40.1 |

| RUSHING | ATT | YDS | AVG | LG | TD |
|-----------------------|-----------|-----------|------------|-----------|----------|
| Todd Gurley II | 12 | 73 | 6.1 | 22 | 0 |
| Malcolm Brown | 5 | 10 | 2.0 | 5 | 0 |
| Darrell Henderson Jr. | 4 | 4 | 1.0 | 3 | 0 |
| Blake Bortles | 1 | 1 | 1.0 | 1 | 0 |
| Jared Goff | 1 | 0 | 0.0 | 0 | 0 |
| TOTAL | 23 | 88 | 3.8 | 22 | 0 |

| RECEIVING | NO | YDS | AVG | LG | TD |
|----------------|-----------|------------|-------------|-----------|----------|
| Gerald Everett | 8 | 68 | 8.5 | 17 | 0 |
| Robert Woods | 7 | 95 | 13.6 | 24 | 0 |
| Josh Reynolds | 3 | 49 | 16.3 | 21 | 0 |
| Tyler Higbee | 3 | 22 | 7.3 | 12 | 0 |
| Johnny Mundt | 1 | 9 | 9.0 | 9 | 0 |
| TOTAL | 22 | 243 | 11.0 | 24 | 0 |

| TOP DEFENSE | TOT | SOLO | AST | SCK | YDS | INT |
|----------------|-----|------|-----|-----|-----|-----|
| Cory Littleton | 13 | 8 | 5 | 0.0 | 0.0 | 0 |
| Taylor Rapp | 9 | 6 | 3 | 0.0 | 0.0 | 0 |
| Troy Hill | 7 | 7 | 0 | 0.0 | 0.0 | 0 |

| FIELD GOALS | FGM/FGA | PERCENT | RESULTS |
|---------------|------------|-------------|----------|
| Greg Zuerlein | 1-2 | 50.0 | (56, 30) |
| TOTAL | 1-2 | 50.0 | |

PITTSBURGH STEELERS

| PASSING | ATT | CP | YDS | SK/YD | TD | LG | INT | RTG |
|---------------|-----------|-----------|------------|-------------|----------|-----------|----------|-------------|
| Mason Rudolph | 38 | 22 | 242 | 3/11 | 1 | 34 | 0 | 85.6 |
| TOTAL | 38 | 22 | 242 | 3/11 | 1 | 34 | 0 | 85.6 |

| RUSHING | ATT | YDS | AVG | LG | TD |
|-------------------|-----------|-----------|------------|----------|----------|
| Jaylen Samuels | 14 | 29 | 2.1 | 8 | 0 |
| Tony Brooks-James | 6 | 11 | 1.8 | 8 | 0 |
| Vance McDonald | 1 | 2 | 2.0 | 2 | 0 |
| Trey Edmunds | 4 | 1 | 0.3 | 3 | 0 |
| Mason Rudolph | 2 | -1 | -0.5 | 0 | 0 |
| TOTAL | 27 | 42 | 1.6 | 8 | 0 |

| RECEIVING | NO | YDS | AVG | LG | TD |
|---------------------|-----------|------------|-------------|-----------|----------|
| James Washington | 6 | 90 | 15.0 | 34 | 1 |
| Diontae Johnson | 4 | 64 | 16.0 | 30 | 0 |
| JuJu Smith-Schuster | 3 | 44 | 14.7 | 20 | 0 |
| Vance McDonald | 3 | 11 | 3.7 | 9 | 0 |
| Jaylen Samuels | 3 | 11 | 3.7 | 5 | 0 |
| Trey Edmunds | 2 | 14 | 7.0 | 8 | 0 |
| Nick Vannett | 1 | 8 | 8.0 | 8 | 0 |
| TOTAL | 22 | 242 | 11.0 | 34 | 1 |

| TOP DEFENSE | TOT | SOLO | AST | SCK | YDS | INT |
|-----------------|-----|------|-----|-----|-----|-----|
| Mark Barron | 10 | 10 | 0 | 0.0 | 0.0 | 0 |
| Terrell Edmunds | 8 | 4 | 4 | 0.0 | 0.0 | 0 |
| Joe Haden | 7 | 6 | 1 | 0.0 | 0.0 | 1 |

| FIELD GOALS | FGM/FGA | PERCENT | RESULTS |
|---------------|------------|--------------|---------|
| Chris Boswell | 1-1 | 100.0 | (33) |
| TOTAL | 1-1 | 100.0 | |

Team Statistics

| | | |
|------------------------------|---------|----------|
| First Downs | 16 | 15 |
| 3rd-Down Eff. (Made/Att/Pct) | 1/14/7% | 5/16/31% |
| 4th-Down Eff. (Made/Att/Pct) | 0/2/0% | 1/1/100% |
| Total Net Yards | 306 | 273 |
| Total Plays | 69 | 68 |
| Yards Per Play | 4.4 | 4.0 |
| Rushes/Net Yards | 23/88 | 27/42 |
| Net Passing | 218 | 231 |
| Pass Attempts/Completions | 42/22 | 38/22 |
| Had Intercepted | 3 | 0 |
| Sacked/Yards Lost | 4/25 | 3/11 |
| Punts/Average | 8/47.4 | 9/42.6 |
| Penalties/Yards | 10/95 | 13/107 |
| Fumbles/Lost | 4/1 | 4/2 |
| Possession Time | 28:20 | 31:40 |

Rams Steelers

| COUNTDOWN TO KICKOFF | |
|----------------------|---|
| 1982 | The Steelers rank in the top two in sacks dating back to the start of every season since 1982 (except 2021, 2022 and 2023). |
| 413 | Pittsburgh has scored 413 points in the fourth quarter since the start of the 2020 season, which is the fourth-most in the NFL. |
| 121 | Pittsburgh has registered 121 takeaways since the start of the 2019 season, which is tied for the most in the NFL over the span. |
| 114 | Pittsburgh owns a 114-point scoring margin (413-299) in the fourth quarter since the start of the 2020 season, which is the third-best in the NFL. |
| 107 | Pittsburgh has played 107 games against an opposing starting QB who was drafted No. 1 overall (since 1950). The Steelers are 66-37-4 (.638) and rank first in winning percentage and tied for fourth in victories. |
| 86.9 | Since joining the Steelers in 2015, Chris Boswell is 212-of-244 on field goal attempts (86.9%), including 97-of-122 (79.5%) on attempts of 40 yards or longer. He ranks second in field goal percentage (86.9%) among all NFL kickers with at least 240 field goal attempts over the span. |
| 85.0 | Chris Boswell has made 17 of 20 career field goals (85.0%) in the final two minutes of regulation and overtime. |
| 81.8 | Chris Boswell has made 27-of-33 (81.8%) career field goals of 50+ yards. His 81.8 career field goal percentage of 50+ yards is the highest in the NFL since the 1970 AFL-NFL merger (min. 30 attempts). |
| 76 | Pittsburgh has registered 76 interceptions since the start of the 2019 season, which is the second-most in the NFL over the span, including 25 since the start of the 2022 season (tied for the second-most). |
| 75 | Since the 1970 AFL-NFL merger, the Steelers have played in 71 regular-season games in a dome. Pittsburgh owns a 39-32 (.549) regular-season mark in games played indoor since the 1970 AFL-NFL merger. |
| 68 | Pittsburgh's 68 one-score games are the most in the NFL since the start of the 2017 season. The Steelers' 45 victories and .676 winning percentage in one-score games are the most and highest in the NFL since the start of the 2017 season (min. 50 games). |
| 40 | The Steelers have forced multiple turnovers in 40 games since the start of the 2019 season, which leads the NFL over the span. |
| 35 | Since entering the league in 2011, Patrick Peterson has recorded 35 interceptions, which is the second-most in the NFL over the span. His 35 interceptions are the most among active players in the NFL. |
| 35 | Pittsburgh has limited 35 opponents at or below a 60.0 completion percentage since the start of the 2019 season, which is the second-most in the NFL over the span. |
| 22 | Minkah Fitzpatrick's 22 total takeaways (17 interceptions and five fumble recoveries) are tied for the third-most in the NFL since the start of the 2019 season. |
| 22-12 | Since the bye week returned to the NFL in 1990, the Steelers have played in 34 contests following a bye week and hold a 22-12 (.647) record. Pittsburgh's 22 victories are the fifth-most in the NFL. The Steelers' .647 winning percentage is the sixth-highest in the NFL. |
| 18.5 | Alex Highsmith has recorded 18.5 sacks in his last 25 games, dating back to Week 16 of the 2021 season, which is tied for the sixth-most in the NFL over the span. |
| 17.9 | George Pickens' 17.9 yards per reception is the fifth-highest in the NFL in 2023 (min. 20 receptions). |
| 15-8 | Pittsburgh has a 15-8 (.652) record under head coach Mike Tomlin in regular-season games played in a dome since 2007. The Steelers' .652 winning percentage under head coach Mike Tomlin is the highest in the NFL among nondome opponents since 2007 (min. 15 games). |
| 13 | The Steelers have won 13 games when trailing at the end of the third quarter since the start of the 2020 season, which is the most in the NFL over the span. |
| 12-4 | Mike Tomlin has guided the Steelers to a 12-4 (.750) record in games following a bye week, including a 6-3 (.667) record on the road. Tomlin's .750 winning percentage and 12 victories are tied for the highest and most in the NFL since 2007. His .667 road winning percentage following a bye week is tied for the fourth-highest in the NFL since 2007. |

| COUNTDOWN TO KICKOFF | |
|----------------------|--|
| 10 | Pittsburgh has won 10 games when trailing at halftime since the start of the 2020 season, which is tied for the second-most in the NFL over the span. |
| 8.0 | T.J. Watt's 8.0 sacks are tied for the NFL-lead in 2023. His 8.0 sacks are the most by a player in franchise history over the first five games of the season. |
| 7/6 | Alex Highsmith's seven forced fumbles and six strip sacks are each the most in the NFL since the start of the 2022 season. |
| 5 | Kenny Pickett has led the Steelers to an offensive scoring drive in the 4th quarter, with the team trailing by one score, to either tie or take the lead five times in his career, which is tied for the fourth-most since the start of the 2022 season. |
| 5 | Minkah Fitzpatrick's five defensive TDs lead the NFL since he entered the League in 2018. |
| 4 | Kenny Pickett has rallied the Steelers from a tie or deficit in the fourth quarter four times in his career, which is tied for the fourth-most in the NFL since the start of the 2022 season. |
| 3 | Since 2020, only one team has had three players with at least 24.0 sacks, 45 QBH and 30 TFL. Pittsburgh's T.J. Watt , Cameron Heyward and Alex Highsmith each meet the criteria above. |
| 3 | Pittsburgh will make three separate regular-season trips to the Pacific time zone for the first time since 1994 (Week 4 at Seattle, Week 13 at L.A. Raiders and Week 17 at San Diego). |
| 1ST | Miles Killebrew blocked a punt with 11:12 remaining in the fourth quarter that resulted in a safety and cut Baltimore's lead 10-5 in Week 5. It was the first blocked punt for Pittsburgh since Week 11 of 2021 at L.A. Chargers. His three blocked punts since 2021 are tied for the most by any team in the League, let alone individual player. |
| 1ST | Mike Tomlin is the first head coach in NFL history to lead his team to a .500-or-better record in each of his first 16 career seasons and can surpass George Halas (16, 1933-51) for the third-longest such streak for a coach at any point in his career in NFL history. |
| 1 | T.J. Watt registered 2.0 sacks and a fumble recovery in the Steelers' 17-10 win over Baltimore in Week 5. Watt, who had 3.0 sacks and a fumble recovery in Week 1 and 1.0 sack with one fumble recovery in Week 2, is the first player since 1982, when the individual sack became an official statistic, with 1.0 sack and fumble recovery in three of his team's first five games of a season |
| 0.93 | T.J. Watt is off to a record-setting pace for sacks to open his NFL career. He has averaged 0.93 sacks/game since entering the League back in 2017, which is the best in NFL history (min. 92 games). |
| 0.5 | T.J. Watt needs 0.5 sacks to surpass Aaron Donald (85.5 sacks) for the third-most by a player in his first seven seasons since 1982 and needs 2.5 sacks in his first 13 games to surpass J.J. Watt (87.5 sacks) for the second-most by a player in his first 100 career games since 1982. |
| 0 | The Steelers are 0-10 (.000) in the regular-season on the road against the Rams when they've played in Los Angeles. |
| .657 | Pittsburgh owns the NFL's best record in the month of October with a 140-73 (.657) mark since the 1970 AFL-NFL merger. |
| .631 | Pittsburgh is 26-15-1 (.631) in the regular season under head coach Mike Tomlin when facing a starting QB who was drafted No. 1 overall. His .631 regular-season winning percentage is the second-highest in the NFL since 2007. |
| .618 | Pittsburgh is 122-75-2 (.618) in regular-season games against the NFC since the 1970 AFL-NFL merger. The Steelers' 122 regular-season victories against the NFC are the most among AFC teams. Pittsburgh's .618 regular-season winning percentage against the NFC is the highest among AFC teams. |
| .549 | Pittsburgh's .549 winning percentage in regular-season games played in a dome is the second-highest in the NFL among non-dome opponents since the 1970 AFL-NFL merger (min. 70 games played). |

WEEKLY MEDIA SCHEDULE

- The Steelers will make head coach **Mike Tomlin** available for a press conference at **Noon on Tuesday, Oct. 17**. Tomlin will be available in the media work room at the **UPMC Rooney Sports Complex**.

Monday, Oct. 16

- Practice: 10:45 a.m. - 12:30 p.m.
- Post-practice open locker room: 12:30 - 1:15 p.m.

Tuesday, Oct. 17

- Mike Tomlin** press conference: Noon
- No player availability: day off

Wednesday, Oct. 18

- Pre-practice open locker room: 10:45 - 11 a.m.
- Practice: 12:30 - 2:30 p.m.
- Mike Tomlin** available upon request after practice on the field
- Post-practice open locker room: 2:30 - 3 p.m.

Thursday, Oct. 19

- Pre-practice open locker room: 10:45 - 11 a.m.
- Coordinators** available after walk thru on the field: approx. 11:45 a.m.
- Practice: 12:30 - 2:30 p.m.
- Post-practice open locker room: 2:30 - 3 p.m.

Friday, Oct. 20

- Practice: 10:30 a.m. - 12:30 p.m.
- Mike Tomlin** available upon request after practice on the field
- Post-practice open locker room: 12:30 - 1:15 p.m.

Saturday, Oct. 21

- No media availability: day before a game

Sunday, Oct. 22

- Pittsburgh Steelers at L.A. Rams: 4:05 p.m. (FOX, locally WPGH)

*Schedules subject to change
All times ET

PITTSBURGH STEELERS ON OMG

- The Steelers media website is www.NFLONG.com. Please follow the link and click on the Steelers logo to access the team's page.
- For general access to the NFL OMG site, use the following user name (steelersmedia) and password (steelersmedia).
- For customized access to the NFL OMG site, please **KeShawne Perkins** at PerkinsK@steelers.nfl.com. An account will be setup that utilizes your email address as your username and "SteelersMedia" as your password.
- The Steelers interactive site will contain the complete 2023 Media Guide, all weekly game releases, player bios and rosters, Steelers staff information and bios, weekly flip cards, a game tracker, all Steelers team and individual records and statistics, Steelers historical information, daily press releases and transcripts and much more.
- The game releases and media guide are updated weekly during the season and available in a PDF format. Team notes, player bios, team and individual records, miscellaneous stats and game summaries are updated following each game and posted on the site.
- On gamedays, the site will host live statistics, updated player notes, postgame quotes and more. It is an easy-to-use, one-stop shop for all media needs and information regarding the Steelers.
- The Steelers Communications department will accept credential requests through <https://www.nflong.com/members/main/credentialing> for all home games. The credential site will be available 24 hours a day, seven days a week. The site serves as the team's only media credentialing system. A credential must be requested by an editor through the website in order to cover Steelers' home games. Emailed requests will not be accepted.

STEELERS RADIO COVERAGE

For the 25th consecutive year, WDVE-FM (102.5) and WBGW-AM (970) are carrying all Steelers games.

Additionally, Steelers games can be heard on a 48-station network spanning Pennsylvania, West Virginia, Ohio, Maryland, New York and South Carolina. All Steelers games will be broadcast in both English and Spanish on Steelers.com.

For the 30th straight season, Bill Hillgrove serves as the "Voice of the Steelers" and handles play-by-play duties for the broadcast. Joining Hillgrove for his 22nd season is former Steelers offensive lineman Craig Wolfley, who provides analysis. In her fifth year, Missi Matthews will be on the sideline throughout the regular season. Former Steelers offensive lineman Max Starks will provide sideline analysis.

Fans in Mexico can listen to broadcasts on Grupo Imagen and games are heard on www.steelers.com/espanol. Stations on the Steelers Radio Network include:

FLAGSHIP STATIONS

WDVE-FM (102.5), WBGW-AM (970)

AFFILIATES**PENNSYLVANIA**

Altoona-WVAM (1430)
Altoona-WRKY (104.9)
Beaver Falls-WBVP (1230)
Beaver Falls-WMBA (1460)
Bedford-WBVE (107.5)
Butler-WISR (680)
Chambersburg-WCHA (800)
Clarendon-WKNB (104.3)
Clarion-WCCR (92.7)
Cooperstown-WUJZ (107.7)
DuBois-WIFT (102.1)
DuBois-WKFT (101.3)
Erie-WRKT (104.9)
Johnstown-WNTJ (1490)
Johnstown-WRKW (99.1)
Latrobe-WCNS (1480)
Milton-WVLY (100.9)
Saegertown-WUZZ (94.3)
Somerset-WNTI (990)
Starview-WONN (92.7)
State College-WQWK (1450)
Uniontown-WMB5 (590)
Washington-WJPA (1450)
Williamsport-WCXCR (99.3)
Williamsport-WZXR (103.7)

MARYLAND

Cumberland-WRQE (106.1)
Hagerstown-WHAG (1410)

OHIO

Fremont-WOHF (92.1)
Marietta-WJAW (630)
Youngstown-WNIO (1390)

VIRGINIA

Vienna-WDMX (100.1)

WEST VIRGINIA

Fairmont-WRLF (94.3)
Fairmont-WMMN (920)
New Martinsville-WXCR (92.3)

NFLCOMMUNICATIONS.COM

- Journalists worldwide have access to the dedicated media website featuring news from the NFL and its teams. Daily releases, statistics, domestic and international NFL updates and other information about the NFL are available.

OFFICIAL STEELERS WEBSITE

- Media and fans can read about the latest Steelers news on the official Steelers website. The site, www.steelers.com, features breaking news statistics, player biographies and much more.

STEELERS NATION HD RADIO

- Steelers Nation Radio is a 24-hour/day HD radio station dedicated specifically to the Pittsburgh Steelers. It can be heard on www.steelers.com, the official Steelers app or the iHeart app on your smartphone, and at 102.5 WDVE HD2.
- A daily schedule of what is on Steelers Nation HD Radio is available at www.facebook.com/steelersnationradio.

WHEN FACING STARTING QB DRAFTED NO. 1 OVERALL

- Pittsburgh has played 107 games in franchise history against an opposing starting QB who was drafted No. 1 overall.
- The Steelers are 66-37-4 (.638) overall when facing a starting QB who was drafted No. 1 overall.
- Pittsburgh ranks first in winning percentage and tied for fourth in victories in the regular season when facing a starting QB who was drafted No. 1 overall (since 1950).
- The Steelers will face Matthew Stafford for the third time in franchise history and first time since he was traded from the Detroit Lions to the L.A. Rams.
- Pittsburgh knocked off the Lions, 37-27, on Nov. 17, 2013 in Pittsburgh and 20-15 on Oct. 29, 2017 in Detroit.
- The Steelers will likely play three more games in 2023 against an opposing starting QB who was drafted No. 1 overall (Week 8 vs. Trevor Lawrence; Week 12 and Week 16 vs. Joe Burrow).
- Pittsburgh played two games in 2022 against an opposing starting QB who was drafted No. 1 overall (Week 1 and Week 11 vs. Joe Burrow).
- The Steelers played five games in 2021 against an opposing starting QB who was drafted No. 1 overall (Joe Burrow, 2; Baker Mayfield, 2; Jared Goff 1).
- Pittsburgh also played five games in 2020 against an opposing starting QB who was drafted No. 1 overall (Baker Mayfield, 3; Alex Smith, 1; Joe Burrow, 1).
- Pittsburgh is 36-19-4 (.649) in the regular season at home when facing a starting QB who was drafted No. 1 overall.
- The Steelers are 30-18 (.625) in the regular season on the road when facing a starting QB who was drafted No. 1 overall.

HIGHEST WIN PCT. VS. STARTING QB DRAFTED NO. 1 OVERALL – SINCE 1950

| RANK | TEAM | W | L | T | WIN PCT. |
|------|----------------------|----|----|---|----------|
| 1. | Pittsburgh Steelers | 66 | 37 | 4 | .638 |
| 2. | Philadelphia Eagles | 84 | 53 | 2 | .612 |
| 3. | New England Patriots | 61 | 43 | 0 | .587 |
| 4. | Denver Broncos | 53 | 40 | 0 | .570 |
| 5. | Green Bay Packers | 66 | 56 | 1 | .541 |
| 6. | Minnesota Vikings | 58 | 50 | 1 | .537 |
| 7. | Buffalo Bills | 61 | 53 | 0 | .535 |
| 8. | San Francisco 49ers | 72 | 63 | 1 | .533 |
| 9. | Miami Dolphins | 59 | 53 | 0 | .527 |
| 10. | Indianapolis Colts | 63 | 57 | 0 | .525 |

MOST WINS VS. STARTING QB DRAFTED NO. 1 OVERALL – SINCE 1950

| RANK | TEAM | WINS |
|------|----------------------|------|
| 1. | Philadelphia Eagles | 84 |
| 2. | San Francisco 49ers | 72 |
| 3. | Seattle Seahawks | 68 |
| 4. | Pittsburgh Steelers | 66 |
| | Green Bay Packers | 66 |
| 6. | Indianapolis Colts | 63 |
| 7. | New Orleans Saints | 62 |
| 8. | Buffalo Bills | 61 |
| | New England Patriots | 61 |
| | New York Giants | 61 |

WHEN FACING STARTING QB DRAFTED NO. 1

| 66-40-2 (Home: 36-20-2, Road: 30-19) | | | |
|--------------------------------------|------------------|---------------------------|----------|
| Date | Player | Team | Result |
| 10/28/1951 | Charley Trippi | at Chicago Cardinals | W, 28-14 |
| 10/26/1952 | Charley Trippi | at Chicago Cardinals | W, 34-28 |
| 12/02/1956 | Billy Wade | vs. L.A. Rams | W, 30-13 |
| 11/01/1959 | King Hill | at Chicago Cardinals | L, 24-45 |
| 12/13/1959 | King Hill | vs. Chicago Cardinals | W, 35-20 |
| 10/09/1960 | George Shaw | vs. N.Y. Giants | L, 17-19 |
| 11/24/1963 | Billy Wade | vs. Chicago Bears | T, 17-17 |
| 12/01/1963 | King Hill | vs. Philadelphia Eagles | T, 20-20 |
| 10/24/1965 | King Hill | at Philadelphia Eagles | W, 20-14 |
| 10/22/1972 | Jim Plunkett | vs. New England Patriots | W, 33-3 |
| 12/08/1974 | Jim Plunkett | at New England Patriots | W, 21-17 |
| 09/19/1977 | Jim Plunkett | vs. San Francisco 49ers | W, 27-0 |
| 10/08/1978 | Steve Bartkowski | vs. Atlanta Falcons | W, 31-7 |
| 10/20/1980 | Jim Plunkett | vs. Oakland Raiders | L, 34-45 |
| 11/15/1981 | Steve Bartkowski | at Atlanta Falcons | W, 34-20 |
| 09/04/1983 | John Elway | vs. Denver Broncos | L, 10-14 |
| 10/28/1984 | Steve Bartkowski | vs. Atlanta Falcons | W, 35-10 |
| 12/01/1985 | John Elway | vs. Denver Broncos | L, 23-31 |
| 09/15/1986 | John Elway | vs. Denver Broncos | L, 10-21 |
| 11/05/1989 | John Elway | at Denver Broncos | L, 7-34 |
| 10/14/1990 | John Elway | at Denver Broncos | W, 34-17 |
| 10/06/1991 | Jeff George | at Indianapolis Colts | W, 21-3 |
| 11/03/1991 | John Elway | at Denver Broncos | L, 13-20 |
| 10/24/1993 | Vinny Testaverde | at Cleveland Browns | L, 23-28 |
| 11/21/1993 | John Elway | at Denver Broncos | L, 13-37 |
| 12/05/1993 | Drew Bledsoe | vs. New England Patriots | W, 17-14 |
| 01/02/1994 | Vinny Testaverde | vs. Cleveland Browns | W, 16-9 |
| 09/04/1994 | Troy Aikman | vs. Dallas Cowboys | L, 9-26 |
| 09/11/1994 | Vinny Testaverde | at Cleveland Browns | W, 17-10 |
| 12/18/1994 | Vinny Testaverde | vs. Cleveland Browns | W, 17-7 |
| 11/26/1995 | Vinny Testaverde | at Cleveland Browns | W, 20-17 |
| 12/16/1995 | Drew Bledsoe | vs. New England Patriots | W, 41-27 |
| 09/08/1996 | Vinny Testaverde | vs. Baltimore Ravens | W, 31-17 |
| 12/01/1996 | Vinny Testaverde | at Baltimore Ravens | L, 17-31 |
| 08/31/1997 | Troy Aikman | vs. Dallas Cowboys | L, 7-37 |
| 10/05/1997 | Vinny Testaverde | at Baltimore Ravens | W, 42-34 |
| 11/09/1997 | Vinny Testaverde | vs. Baltimore Ravens | W, 37-0 |
| 12/07/1997 | John Elway | vs. Denver Broncos | W, 35-24 |
| 12/13/1997 | Drew Bledsoe | at New England Patriots | W, 24-21 |
| 12/06/1998 | Drew Bledsoe | vs. New England Patriots | L, 9-23 |
| 11/14/1999 | Tim Couch | vs. Cleveland Browns | L, 15-16 |
| 09/17/2000 | Tim Couch | at Cleveland Browns | L, 20-23 |
| 10/08/2000 | Vinny Testaverde | at N.Y. Jets | W, 20-3 |
| 12/16/2000 | Jeff George | vs. Washington Commanders | W, 24-3 |
| 11/11/2001 | Tim Couch | at Cleveland Browns | W, 15-12 |
| 12/09/2001 | Vinny Testaverde | vs. N.Y. Jets | W, 18-7 |
| 01/06/2002 | Tim Couch | vs. Cleveland Browns | W, 28-7 |
| 09/29/2002 | Tim Couch | vs. Cleveland Browns | W, 16-13 |
| 10/21/2002 | Peyton Manning | vs. Indianapolis Colts | W, 28-10 |
| 11/03/2002 | Tim Couch | at Cleveland Browns | W, 23-20 |
| 11/10/2002 | Mike Vick | vs. Atlanta Falcons | T, 34-34 |
| 12/08/2002 | David Carr | vs. Houston Texans | L, 6-24 |
| 10/05/2003 | Tim Couch | vs. Cleveland Browns | L, 13-33 |
| 10/03/2004 | Carson Palmer | vs. Cincinnati Bengals | W, 28-17 |
| 10/17/2004 | Vinny Testaverde | at Dallas Cowboys | W, 24-20 |
| 11/21/2004 | Carson Palmer | at Cincinnati Bengals | W, 19-14 |

WHEN FACING STARTING QB DRAFTED NO. 1

66-37-4 (Home: 36-19-4, Road: 30-18)

| Date | Player | Team | Result |
|------------|------------------|---------------------------|----------|
| 12/18/2004 | Eli Manning | at N.Y. Giants | W, 33-30 |
| 01/02/2005 | Drew Bledsoe | at Buffalo Bills | W, 29-24 |
| 09/18/2005 | David Carr | at Houston Texans | W, 27-7 |
| 10/23/2005 | Carson Palmer | at Cincinnati Bengals | W, 27-13 |
| 11/28/2005 | Peyton Manning | at Indianapolis Colts | L, 7-26 |
| 12/04/2005 | Carson Palmer | vs. Cincinnati Bengals | L, 31-38 |
| 09/24/2006 | Carson Palmer | vs. Cincinnati Bengals | L, 20-28 |
| 10/22/2006 | Mike Vick | at Atlanta Falcons | L, 38-41 |
| 12/31/2006 | Carson Palmer | at Cincinnati Bengals | W, 23-17 |
| 09/23/2007 | Alex Smith | vs. San Francisco 49ers | W, 37-16 |
| 10/28/2007 | Carson Palmer | at Cincinnati Bengals | W, 24-13 |
| 12/02/2007 | Carson Palmer | vs. Cincinnati Bengals | W, 24-10 |
| 10/26/2008 | Eli Manning | vs. N.Y. Giants | L, 14-21 |
| 11/09/2008 | Peyton Manning | vs. Indianapolis Colts | L, 20-24 |
| 09/27/2009 | Carson Palmer | at Cincinnati Bengals | L, 20-23 |
| 11/15/2009 | Carson Palmer | vs. Cincinnati Bengals | L, 12-18 |
| 11/08/2010 | Carson Palmer | at Cincinnati Bengals | W, 27-21 |
| 12/12/2010 | Carson Palmer | vs. Cincinnati Bengals | W, 23-7 |
| 12/19/2011 | Alex Smith | at San Francisco 49ers | L, 3-20 |
| 09/09/2012 | Peyton Manning | at Denver Broncos | L, 19-31 |
| 09/23/2012 | Carson Palmer | at Oakland Raiders | L, 31-34 |
| 10/07/2012 | Mike Vick | vs. Philadelphia Eagles | W, 16-14 |
| 11/04/2012 | Eli Manning | at N.Y. Giants | W, 24-20 |
| 11/17/2013 | Matthew Stafford | vs. Detroit Lions | W, 37-27 |
| 09/21/2014 | Cam Newton | at Carolina Panthers | W, 37-19 |
| 10/26/2014 | Andrew Luck | vs. Indianapolis Colts | W, 51-34 |
| 11/09/2014 | Mike Vick | at N.Y. Jets | L, 13-20 |
| 12/21/2014 | Alex Smith | vs. Kansas City Chiefs | W, 20-12 |
| 10/18/2015 | Carson Palmer | vs. Arizona Cardinals | W, 25-13 |
| 10/25/2015 | Alex Smith | at Kansas City Chiefs | L, 13-23 |
| 10/02/2016 | Alex Smith | vs. Kansas City Chiefs | W, 43-14 |
| 12/04/2016 | Eli Manning | vs. N.Y. Giants | W, 24-14 |
| 10/15/2017 | Alex Smith | at Kansas City Chiefs | W, 19-13 |
| 10/29/2017 | Matthew Stafford | at Detroit Lions | W, 20-15 |
| 10/28/2018 | Baker Mayfield | vs. Cleveland Browns | W, 33-18 |
| 11/08/2018 | Cam Newton | vs. Carolina Panthers | W, 52-21 |
| 11/10/2019 | Jared Goff | vs. L.A. Rams | W, 17-12 |
| 11/14/2019 | Baker Mayfield | at Cleveland Browns | L, 7-21 |
| 12/01/2019 | Baker Mayfield | vs. Cleveland Browns | W, 20-13 |
| 12/08/2019 | Kyler Murray | at Arizona Cardinals | W, 23-17 |
| 10/18/2020 | Baker Mayfield | vs. Cleveland Browns | W, 38-7 |
| 11/15/2020 | Joe Burrow | vs. Cincinnati Bengals | W, 36-10 |
| 12/07/2020 | Alex Smith | vs. Washington Commanders | L, 17-23 |
| 01/03/2021 | Baker Mayfield | at Cleveland Browns | L, 22-24 |
| 01/10/2021 | Baker Mayfield | vs. Cleveland Browns | L, 37-48 |
| 09/26/2021 | Joe Burrow | vs. Cincinnati Bengals | L, 10-24 |
| 10/31/2021 | Baker Mayfield | at Cleveland Browns | W, 15-10 |
| 11/14/2021 | Jared Goff | vs. Detroit Lions | T, 16-16 |
| 11/28/2021 | Joe Burrow | at Cincinnati Bengals | L, 10-41 |
| 01/03/2022 | Baker Mayfield | vs. Cleveland Browns | W, 26-14 |
| 09/11/2022 | Joe Burrow | at Cincinnati Bengals | W, 23-20 |
| 11/20/2022 | Joe Burrow | vs. Cincinnati Bengals | L, 30-37 |

- Carson Palmer leads all quarterbacks drafted No. 1 overall with 15 career starts against Pittsburgh.

MOST STARTS BY QB DRAFTED NO. 1 OVERALL VS. STEELERS – SINCE 1950

| RANK | TEAM | STARTS |
|------|------------------|--------|
| 1. | Carson Palmer | 15 |
| 2. | Vinny Testaverde | 13 |
| 3. | John Elway | 9 |
| 4. | Baker Mayfield | 8 |
| | Alex Smith | 8 |
| 6. | Tim Couch | 7 |
| | Drew Bledsoe | 7 |
| 8. | Peyton Manning | 6 |
| 9. | Joe Burrow | 5 |
| 10. | Mike Vick | 4 |
| | Jim Plunkett | 4 |
| | Eli Manning | 4 |

- Pittsburgh is 26-15-1 (.631) in the regular season under head coach **Mike Tomlin** when facing a starting QB who was drafted No. 1 overall.
- His .631 regular-season winning percentage when facing a starting QB who was drafted No. 1 overall is the second-highest in the NFL since 2007.

HIGHEST WIN PCT. VS. STARTING QB DRAFTED NO. 1 OVERALL – SINCE 2007

| RANK | TEAM | W | L | T | WIN PCT. |
|------|----------------------|----|----|---|----------|
| 1. | New England Patriots | 25 | 12 | 0 | .676 |
| 2. | Pittsburgh Steelers | 26 | 15 | 1 | .631 |
| 3. | Denver Broncos | 25 | 17 | 0 | .595 |
| 4. | Atlanta Falcons | 38 | 26 | 0 | .594 |
| 5. | Philadelphia Eagles | 38 | 26 | 1 | .592 |
| 6. | Green Bay Packers | 35 | 25 | 0 | .583 |
| 7. | New Orleans Saints | 39 | 28 | 0 | .582 |
| 8. | Seattle Seahawks | 39 | 28 | 1 | .581 |
| 9. | Minnesota Vikings | 33 | 26 | 0 | .559 |
| 10. | San Francisco 49ers | 33 | 27 | 1 | .549 |

- His 26 regular-season victories when facing a starting QB who was drafted No. 1 overall is tied for the 10th-most in the NFL since 2007.

MOST WINS VS. STARTING QB DRAFTED NO. 1 OVERALL – SINCE 2007

| RANK | TEAM | WINS |
|------|---------------------|------|
| 1. | New Orleans Saints | 39 |
| | Seattle Seahawks | 39 |
| 3. | Atlanta Falcons | 38 |
| | Philadelphia Eagles | 38 |
| 5. | Green Bay Packers | 35 |
| 6. | Dallas Cowboys | 34 |
| 7. | Minnesota Vikings | 33 |
| | San Francisco 49ers | 33 |
| 9. | Arizona Cardinals | 27 |
| 10. | Pittsburgh Steelers | 26 |
| | Chicago Bears | 26 |

| RESULTS (22-12) | | | | |
|-------------------------|-----------------------|------|------|-----------|
| Home: 11-3 - Away: 11-9 | | | | |
| Date | Opponent | Site | Week | Result |
| 11/13/2022 | New Orleans Saints | H | 10 | W 20 - 10 |
| 10/31/2021 | at Cleveland Browns | A | 8 | W 15 - 10 |
| 10/11/2020 | Philadelphia Eagles | H | 5 | W 38 - 29 |
| 10/28/2019 | Miami Dolphins | H | 8 | W 27 - 14 |
| 10/28/2018 | Cleveland Browns | H | 8 | W 33 - 18 |
| 11/12/2017 | at Indianapolis Colts | A | 10 | W 20 - 17 |
| 11/06/2016 | at Baltimore Ravens | A | 9 | L 14 - 21 |
| 11/29/2015 | at Seattle Seahawks | A | 12 | L 30 - 39 |
| 11/30/2014 | New Orleans Saints | H | 13 | L 32 - 35 |
| 10/13/2013 | at N.Y. Jets | A | 6 | W 19 - 6 |
| 10/07/2012 | Philadelphia Eagles | H | 5 | W 16 - 14 |
| 11/27/2011 | at Kansas City Chiefs | A | 12 | W 13 - 9 |
| 10/17/2010 | Cleveland Browns | H | 6 | W 28 - 10 |
| 11/09/2009 | at Denver Broncos | A | 9 | W 28 - 10 |
| 10/19/2008 | at Cincinnati Bengals | A | 7 | W 38 - 10 |
| 10/21/2007 | at Denver Broncos | A | 7 | L 28 - 31 |
| 10/08/2006 | at L.A. Chargers | A | 5 | L 13 - 23 |

STEELERS FOLLOWING A BYE WEEK

- Since the bye week returned to the NFL in 1990, the Steelers have played in 34 contests following a bye week and hold a 22-12 (.647) record.
- Pittsburgh's 22 victories following a bye week are the fifth-most in the NFL.

MOST VICTORIES FOLLOWING A BYE WEEK – SINCE 1990

| RANK | TEAM | VICTORIES |
|------|----------------------|-----------|
| 1. | Denver Broncos | 24 |
| | Philadelphia Eagles | 24 |
| 3. | Dallas Cowboys | 23 |
| | Buffalo Bills | 23 |
| 5. | Pittsburgh Steelers | 22 |
| 6. | Indianapolis Colts | 21 |
| | Tennessee Titans | 21 |
| | Kansas City Chiefs | 21 |
| | Minnesota Vikings | 21 |
| 10. | Atlanta Falcons | 20 |
| | Green Bay Packers | 20 |
| | New England Patriots | 20 |

- The Steelers' .647 winning percentage following a bye week is the sixth-highest in the NFL.

HIGHEST WINNING PCT. FOLLOWING A BYE WEEK – SINCE 1990

| RANK | TEAM | W | L | T | WIN PCT. |
|------|---------------------|----|----|---|----------|
| 1. | Denver Broncos | 24 | 10 | 0 | .706 |
| | Philadelphia Eagles | 24 | 10 | 0 | .706 |
| 3. | Baltimore Ravens | 19 | 8 | 0 | .704 |
| 4. | Dallas Cowboys | 23 | 11 | 0 | .676 |
| | Buffalo Bills | 23 | 11 | 0 | .676 |
| 6. | Pittsburgh Steelers | 22 | 12 | 0 | .647 |
| 7. | Indianapolis Colts | 21 | 13 | 0 | .618 |
| | Tennessee Titans | 21 | 13 | 0 | .618 |
| | Kansas City Chiefs | 21 | 13 | 0 | .618 |
| | Minnesota Vikings | 21 | 13 | 0 | .618 |

| RESULTS (22-12) | | | | |
|-------------------------|-------------------------|---|----|-----------|
| Home: 11-3 - Away: 11-9 | | | | |
| 10/10/2005 | at L.A. Chargers | A | 5 | W 24 - 22 |
| 10/31/2004 | New England Patriots | H | 8 | W 34 - 20 |
| 10/26/2003 | St. Louis Rams | H | 8 | L 21 - 33 |
| 09/29/2002 | Cleveland Browns | H | 4 | W 16 - 13 |
| 09/30/2001 | at Buffalo Bills | A | 3 | W 20 - 3 |
| 09/17/2000 | at Cleveland Browns | A | 3 | L 20 - 23 |
| 11/07/1999 | at San Francisco 49ers | A | 9 | W 27 - 6 |
| 10/11/1998 | at Cincinnati Bengals | A | 6 | L 20 - 25 |
| 09/22/1997 | at Jacksonville Jaguars | A | 4 | L 21 - 30 |
| 09/29/1996 | Tennessee Titans | H | 5 | W 30 - 16 |
| 10/19/1995 | Cincinnati Bengals | H | 8 | L 9 - 27 |
| 10/16/1994 | Cincinnati Bengals | H | 7 | W 14 - 10 |
| 11/07/1993 | at Cincinnati Bengals | A | 10 | W 24 - 16 |
| 10/10/1993 | L.A. Chargers | H | 6 | W 16 - 3 |
| 10/11/1992 | at Cleveland Browns | A | 6 | L 9 - 17 |
| 10/06/1991 | at Indianapolis Colts | A | 6 | W 21 - 3 |
| 11/18/1990 | at Cincinnati Bengals | A | 11 | L 3 - 27 |

indicates road game

- Pittsburgh's 11 road victories following a bye week are tied for the third-most in the NFL.

MOST ROAD VICTORIES FOLLOWING A BYE WEEK – SINCE 1990

| RANK | TEAM | VICTORIES |
|------|----------------------|-----------|
| 1. | Dallas Cowboys | 15 |
| 2. | New England Patriots | 13 |
| 3. | Pittsburgh Steelers | 11 |
| | Atlanta Falcons | 11 |
| 5. | Miami Dolphins | 10 |

- Pittsburgh's .550 road winning percentage following a bye week is the fifth-highest in the NFL.

HIGHEST ROAD WINNING PCT. FOLLOWING A BYE WEEK – SINCE 1990

| RANK | TEAM | W | L | T | WIN PCT. |
|------|----------------------|----|---|---|----------|
| 1. | Dallas Cowboys | 15 | 8 | 0 | .652 |
| 2. | New England Patriots | 13 | 7 | 0 | .650 |
| 3. | Atlanta Falcons | 11 | 7 | 0 | .611 |
| 4. | Miami Dolphins | 10 | 7 | 0 | .588 |
| 5. | Pittsburgh Steelers | 11 | 9 | 0 | .550 |

- Pittsburgh's .786 home winning percentage following a bye week is the third-highest in the NFL.

HIGHEST HOME WINNING PCT. FOLLOWING A BYE WEEK – SINCE 1990

| RANK | TEAM | W | L | T | WIN PCT. |
|------|---------------------|----|---|---|----------|
| 1. | Green Bay Packers | 12 | 2 | 0 | .857 |
| 2. | Minnesota Vikings | 12 | 3 | 0 | .800 |
| 3. | Pittsburgh Steelers | 11 | 3 | 0 | .786 |
| 4. | Denver Broncos | 16 | 5 | 0 | .762 |
| 5. | Buffalo Bills | 18 | 6 | 0 | .750 |

- **Mike Tomlin** has guided the Steelers to a 12-4 (.750) record in games following a bye week, including a 6-1 (.857) mark at Acrisure Stadium and a 6-3 (.667) record on the road.
- Tomlin's .750 winning percentage and 12 victories following a bye week are tied for the highest and most in the NFL since 2007.

MOST VICTORIES FOLLOWING A BYE WEEK – SINCE 2007

| RANK | TEAM | VICTORIES |
|------|--------------------------------|-----------|
| 1. | Pittsburgh Steelers | 12 |
| | Indianapolis Colts | 12 |
| | Baltimore Ravens | 12 |
| 4. | Tennessee Titans | 11 |
| | Atlanta Falcons | 11 |
| | New Orleans Saints | 11 |
| | Buffalo Bills | 11 |
| | New England Patriots | 11 |
| 9. | Five different teams tied with | 10 |

HIGHEST WINNING PCT. FOLLOWING A BYE WEEK – SINCE 2007

| RANK | TEAM | W | L | T | WIN PCT. |
|------|--------------------------------|----|---|---|----------|
| 1. | Pittsburgh Steelers | 12 | 4 | 0 | .750 |
| | Indianapolis Colts | 12 | 4 | 0 | .750 |
| | Baltimore Ravens | 12 | 4 | 0 | .750 |
| 4. | Buffalo Bills | 11 | 5 | 0 | .688 |
| | New Orleans Saints | 11 | 5 | 0 | .688 |
| | Tennessee Titans | 11 | 5 | 0 | .688 |
| | Atlanta Falcons | 11 | 5 | 0 | .688 |
| 9. | Five different teams tied with | 10 | 6 | 0 | .625 |

- The Steelers' .667 road winning percentage following a bye week is tied for the fourth-highest in the NFL since 2007.

HIGHEST ROAD WINNING PCT. FOLLOWING A BYE WEEK – SINCE 2007

| RANK | TEAM | W | L | T | WIN PCT. |
|------|----------------------|---|---|---|----------|
| 1. | Indianapolis Colts | 6 | 1 | 0 | .857 |
| 2. | Atlanta Falcons | 7 | 3 | 0 | .700 |
| | New England Patriots | 7 | 3 | 0 | .700 |
| 4. | Pittsburgh Steelers | 6 | 3 | 0 | .667 |
| | Dallas Cowboys | 8 | 4 | 0 | .667 |

- The Steelers' .857 home winning percentage following a bye week is tied for the highest in the NFL since 2007.

HIGHEST HOME WINNING PCT. FOLLOWING A BYE WEEK – SINCE 2007

| RANK | TEAM | W | L | T | WIN PCT. |
|------|---------------------|----|---|---|----------|
| 1. | Pittsburgh Steelers | 6 | 1 | 0 | .857 |
| | Green Bay Packers | 6 | 1 | 0 | .857 |
| 3. | Buffalo Bills | 10 | 2 | 0 | .833 |
| 4. | Baltimore Ravens | 9 | 2 | 0 | .818 |
| 5. | Tennessee Titans | 8 | 2 | 0 | .800 |
| | New Orleans Saints | 8 | 2 | 0 | .800 |

- Tomlin's .750 winning percentage following a bye week is the third-highest in the NFL since 2007 (min. 10 games).

HIGHEST WINNING PCT. FOLLOWING A BYE WEEK – SINCE 2007 (MIN. 10)

| RANK | COACH | W | L | T | WIN PCT. |
|------|----------------|----|---|---|----------|
| 1. | Andy Reid | 13 | 3 | 0 | .813 |
| 2. | John Harbaugh | 12 | 3 | 0 | .800 |
| 3. | Mike Tomlin | 12 | 4 | 0 | .750 |
| 4. | Bill Belichick | 11 | 5 | 0 | .688 |
| 5. | Mike McCarthy | 10 | 5 | 0 | .667 |

- Tomlin's 12 victories following a bye week each are tied for the second-most in the NFL since 2007.

MOST VICTORIES FOLLOWING A BYE WEEK – SINCE 2007

| RANK | COACH | VICTORIES |
|------|----------------|-----------|
| 1. | Andy Reid | 13 |
| 2. | Mike Tomlin | 12 |
| | John Harbaugh | 12 |
| 4. | Bill Belichick | 11 |
| 5. | Mike McCarthy | 10 |

- Tomlin's .750 winning percentage following a bye week is the fourth-highest in the NFL since 1990 (min. 15 games).

HIGHEST WINNING PCT. FOLLOWING A BYE WEEK – SINCE 1990 (MIN. 15)

| RANK | COACH | W | L | T | WIN PCT. |
|------|----------------------|----|---|---|----------|
| 1. | Andy Reid | 21 | 3 | 0 | .875 |
| 2. | John Harbaugh | 12 | 3 | 0 | .800 |
| 3. | Mike Tomlin | 12 | 4 | 0 | .750 |
| 4. | Mike McCarthy | 11 | 5 | 0 | .688 |
| 5. | Marty Schottenheimer | 11 | 5 | 0 | .688 |

- Tomlin's 12 victories following a bye week each are tied for the third-most in the NFL since 1990.

MOST VICTORIES FOLLOWING A BYE WEEK – SINCE 1990

| RANK | COACH | VICTORIES |
|------|----------------|-----------|
| 1. | Andy Reid | 21 |
| 2. | Bill Belichick | 18 |
| 3. | Mike Tomlin | 12 |
| | John Harbaugh | 12 |
| | Tom Coughlin | 12 |

| ASTRODOME | | KINGDOME | | SILVERDOME | | METRODOME | | SUPERDOME | | LUCAS OIL STADIUM* | |
|--------------|----------------------|---------------------|--------------------|-----------------------|--------------------|-------------------|--------------------|-----------------------|--------------------|--------------------|--------------------|
| Year | Result | Year | Result | Year | Result | Year | Result | Year | Result | Year | Result |
| 1970 | W (7-3) | 1981 | L (24-21) | 1983 | L (45-3) | 1986 | L (31-7) | 1981 | W (20-6) | 1984 | L (17-16) |
| 1971 | L (29-3) | 1982 | L (16-0) | 1989 | W (22-3) | 1993 | W (45-17) | 1984 | L (27-24) | 1991 | W (21-3) |
| 1972 | W (9-3) | 1983 | W (27-21) | 1998 | L (19-16, OT) | 2005 | W (18-3) | 1990 | W (9-6) | 2005 | L (26-7) |
| 1973 | W (36-7) | 1986 | L (30-0) | | | | Record: 1-2 | 2002 | L (32-29) | ^2005 | W (21-18) |
| 1974 | W (13-7) | 1993 | L (16-6) | | | | | 2010 | L (20-10) | 2011 | W (23-20) |
| 1975 | W (32-9) | | Record: 1-4 | | | | | 2018 | L (31-28) | 2016 | W (28-7) |
| 1976 | W (21-0) | | | | | | | | Record: 2-4 | 2017 | W (20-17) |
| 1977 | L (27-10) | | | | | | | | | 2022 | W (24-17) |
| 1978 | W (13-3) | | | | | | | | | | Record: 6-2 |
| 1979 | L (20-17) | | | | | | | | | | |
| 1980 | L (6-0) | | | | | | | | | | |
| 1981 | L (21-20) | | | | | | | | | | |
| 1982 | W (24-10) | | | | | | | | | | |
| 1983 | W (40-28) | | | | | | | | | | |
| 1984 | L (23-20, OT) | | | | | | | | | | |
| 1985 | W (30-7) | | | | | | | | | | |
| 1986 | W (22-16, OT) | | | | | | | | | | |
| 1987 | L (24-16) | | | | | | | | | | |
| 1988 | W (37-24) | | | | | | | | | | |
| 1989 | L (27-0) | | | | | | | | | | |
| ^1989 | W (26-23, OT) | | | | | | | | | | |
| 1990 | L (34-14) | | | | | | | | | | |
| 1991 | L (31-6) | | | | | | | | | | |
| 1992 | W (29-24) | | | | | | | | | | |
| 1993 | L (23-3) | | | | | | | | | | |
| 1994 | W (12-9, OT) | | | | | | | | | | |
| 1995 | W (34-17) | | | | | | | | | | |
| 1996 | L (23-13) | | | | | | | | | | |
| | Record: 16-12 | | | | | | | | | | |
| GEORGIA DOME | | EDWARD JONES DOME** | | FORD FIELD | | NRG STADIUM*** | | UNIV. OF PHX. STADIUM | | AT&T STADIUM | |
| Year | Result | Year | Result | Year | Result | Year | Result | Year | Result | Year | Result |
| 1996 | W (20-17) | 2007 | W (41-24) | +2005 | W (21-10) | 2005 | W (27-7) | 2007 | L (21-14) | #2010 | L (31-25) |
| 2006 | L (41-38, OT) | 2015 | W (12-6) | 2009 | W (28-20) | 2011 | L (17-10) | 2011 | W (32-20) | 2012 | L (27-24, OT) |
| 2014 | W (27-20) | | Record: 2-0 | 2017 | W (20-15) | 2017 | W (34-6) | 2019 | W (23-17) | 2020 | W (24-19) |
| | Record: 2-1 | | | | Record: 3-0 | 2023 | L (6-30) | | Record: 2-1 | | Record: 1-2 |
| | | | | | | | Record: 2-2 | | | | |
| SOFI STADIUM | | U.S. BANK STADIUM | | MERCEDES-BENZ STADIUM | | ALLEGIANT STADIUM | | | | | |
| Year | Result | Year | Result | Year | Result | Year | Result | | | | |
| 2021 | L (41-37) | 2021 | L (36-28) | 2022 | W (19-16) | 2023 | W, 23-18 | | | | |
| 2023 | | | Record: 0-1 | | Record: 1-0 | | Record: 1-0 | | | | |
| | Record: 0-1 | | | | | | | | | | |

*The Colts formerly played at the RCA Dome (1984-2008), which was originally named the Hoosier Dome (switched names in 1994).

**The Edward Jones Dome was formerly the TWA Dome and the Dome at America's Center (switched names in 2002).

***NRG Stadium was formerly Reliant Stadium (switched names in 2014).

^Playoff Game

+Super Bowl XL

Super Bowl XLV

STEELERS IN A DOME

- Since the 1970 AFL-NFL merger, the Steelers have played in 75 overall and 71 regular-season games in a dome.
- Pittsburgh owns a 42-33 (.560) overall mark in games played indoor since the 1970 AFL-NFL merger.
- The Steelers own a 39-32 (.549) regular-season mark in games played indoor since the 1970 AFL-NFL merger.
- Pittsburgh has played in 17 domes in franchise history, including first-time visits to SoFi Stadium (L.A. Chargers) and U.S. Bank Stadium (Minnesota Vikings) in 2021, Mercedes-Benz Stadium (Atlanta Falcons) in 2022 and Allegiant Stadium (Las Vegas Raiders) in 2023.
- The Steelers are playing in a dome for the third time this season (Week 3 at Las Vegas, Week 4 at Houston and Week 7 at L.A. Rams).
- Pittsburgh has played at least three regular-season games in a dome nine times in franchise history (2023, 2017, 2011, 2005, 1993, 1986, 1984, 1983 and 1981).
- Pittsburgh's .549 winning percentage in regular-season games played in a dome is the second-highest in the NFL among non-dome opponents since the 1970 AFL-NFL merger (min. 70 games played).

BEST REGULAR-SEASON WIN PCT. IN DOMES BY NON-DOME OPPONENT – SINCE 1970 (MIN. 70)

| RANK | TEAM | W | L | T | WIN PCT. |
|------|----------------------|----|----|---|----------|
| 1. | New England Patriots | 43 | 30 | 0 | .589 |
| 2. | Pittsburgh Steelers | 39 | 32 | 0 | .549 |
| 3. | Kansas City Chiefs | 43 | 37 | 0 | .537 |
| 4. | San Francisco 49ers | 69 | 65 | 0 | .515 |
| 5. | Philadelphia Eagles | 38 | 36 | 1 | .513 |

- Pittsburgh has a 15-8 (.652) record under head coach **Mike Tomlin** in regular-season games played in a dome since 2007.
- The Steelers' .652 winning percentage under head coach **Mike Tomlin** in regular-season games played in a dome is the highest in the NFL among nondome opponents since 2007 (min. 15 games played).

BEST REGULAR-SEASON WIN PCT. IN DOMES BY NON-DOME OPPONENT – SINCE 2007 (MIN. 15)

| RANK | TEAM | W | L | T | WIN PCT. |
|------|----------------------|----|----|---|----------|
| 1. | Pittsburgh Steelers | 15 | 8 | 0 | .652 |
| 2. | Kansas City Chiefs | 18 | 11 | 0 | .621 |
| 3. | Buffalo Bills | 13 | 11 | 0 | .542 |
| 4. | Seattle Seahawks | 28 | 24 | 1 | .538 |
| 5. | New England Patriots | 15 | 13 | 0 | .536 |

STEELERS VS. WEST COAST TEAMS

- Pittsburgh travels to the Pacific time zone for the first time since 2021 when it plays Las Vegas (Week 3), L.A. Rams (Week 7) and Seattle (Week 17).
- Pittsburgh owns a 21-37 (.362) regular-season road record against teams that comprise the Pacific time zone (L.A. Rams, Oakland/L.A./Las Vegas Raiders, San Diego/L.A. Chargers, San Francisco 49ers and Seattle Seahawks).
- The Steelers are 0-10 (.000) in the regular-season on the road against the Rams when they've played in Los Angeles.
- Pittsburgh will make three separate regular-season trips to the Pacific time zone for the first time since 1994 (Week 4 at Seattle, Week 13 at L.A. Raiders and Week 17 at San Diego).
- The Steelers have made three separate regular-season trips to the Pacific time zone on two occasions in franchise history (2023 and 1994).

STEELERS ON THE WEST COAST (21-37)

L.A. Rams: 0-10

| Date | Opponent | Week | Result |
|------------|---------------------|------|----------|
| 09/24/2023 | Las Vegas Raiders | 3 | W, 23-18 |
| 11/21/2021 | L.A. Chargers | 11 | W, 24-17 |
| 10/13/2019 | L.A. Chargers | 6 | W, 24-17 |
| 09/22/2019 | San Francisco | 3 | L, 24-20 |
| 12/09/2018 | Oakland Raiders | 14 | L, 24-21 |
| 11/29/2015 | Seattle Seahawks | 12 | L, 39-30 |
| 10/12/2015 | San Diego Chargers | 5 | W, 24-20 |
| 10/27/2013 | Oakland Raiders | 8 | L, 21-18 |
| 09/23/2012 | Oakland Raiders | 3 | L, 34-31 |
| 12/19/2011 | San Francisco 49ers | 15 | L, 20-3 |
| 10/29/2006 | Oakland Raiders | 8 | L, 20-13 |
| 10/08/2006 | San Diego Chargers | 5 | L, 23-13 |
| 10/10/2005 | San Diego Chargers | 5 | W, 24-22 |
| 11/17/2003 | San Francisco 49ers | 11 | L, 30-14 |
| 11/02/2003 | Seattle Seahawks | 9 | L, 23-16 |
| 12/24/2000 | San Diego Chargers | 17 | W, 34-21 |
| 11/07/1999 | San Francisco 49ers | 9 | W, 27-6 |
| 12/10/1995 | Oakland Raiders | 15 | W, 29-10 |
| 12/24/1994 | San Diego Chargers | 17 | L, 37-34 |
| 11/27/1994 | L.A. Raiders | 13 | W, 21-3 |
| 09/25/1994 | Seattle Seahawks | 4 | L, 30-13 |
| 12/26/1993 | Seattle Seahawks | 17 | L, 16-6 |
| 09/12/1993 | L.A. Rams | 2 | W, 27-0 |
| 09/20/1992 | San Diego Chargers | 3 | L, 23-6 |
| 10/21/1990 | San Francisco 49ers | 7 | L, 27-7 |
| 09/23/1990 | L.A. Raiders | 3 | L, 20-3 |
| 12/11/1988 | San Diego Chargers | 15 | L, 20-14 |
| 12/13/1987 | San Diego Chargers | 14 | W, 20-16 |
| 10/11/1987 | L.A. Rams | 5 | L, 31-21 |
| 09/07/1986 | Seattle Seahawks | 1 | L, 30-0 |
| 12/08/1985 | San Diego Chargers | 14 | L, 54-44 |
| 12/16/1984 | L.A. Raiders | 16 | W, 13-7 |
| 10/14/1984 | San Francisco 49ers | 7 | W, 20-17 |
| 10/23/1983 | Seattle Seahawks | 8 | W, 27-21 |
| 11/28/1982 | Seattle Seahawks | 12 | L, 16-0 |
| 12/07/1981 | Oakland Raiders | 14 | L, 30-27 |
| 11/08/1981 | Seattle Seahawks | 10 | L, 24-21 |
| 12/22/1980 | San Diego Chargers | 16 | L, 26-17 |
| 11/18/1979 | San Diego Chargers | 12 | L, 35-7 |
| 11/27/1978 | San Francisco 49ers | 13 | W, 24-7 |
| 11/12/1978 | L.A. Rams | 11 | L, 10-7 |
| 12/18/1977 | San Diego Chargers | 14 | W, 10-9 |
| 09/12/1976 | Oakland Raiders | 1 | L, 31-28 |
| 12/20/1975 | L.A. Rams | 14 | L, 10-3 |
| 09/21/1975 | San Diego Chargers | 1 | W, 37-0 |
| 12/15/1973 | San Francisco 49ers | 14 | W, 37-14 |
| 11/11/1973 | Oakland Raiders | 9 | W, 17-9 |
| 12/17/1972 | San Diego Chargers | 14 | W, 24-2 |
| 10/25/1970 | Oakland Raiders | 6 | L, 31-14 |
| 09/22/1968 | L.A. Rams | 2 | L, 45-10 |
| 09/26/1965 | San Francisco 49ers | 2 | L, 27-17 |
| 10/01/1961 | L.A. Rams | 3 | L, 24-14 |
| 09/28/1958 | San Francisco 49ers | 1 | L, 23-20 |
| 10/02/1955 | L.A. Rams | 2 | L, 27-26 |
| 12/14/1952 | L.A. Rams | 12 | L, 28-14 |
| 12/07/1952 | San Francisco 49ers | 11 | W, 24-7 |
| 12/12/1948 | L.A. Rams | 13 | L, 31-14 |
| 09/07/1941 | L.A. Rams | 1 | L, 17-14 |

CIRCLE THE WAGONS

- Pittsburgh lost in Week 4 at Houston, 30-6. The Steelers have remarkable success of rebounding following losses of 20+ points.
- Pittsburgh was on the wrong side of a 30-7 defeat in Week 1 vs. San Francisco, but rebounded with a 26-22 victory in Week 2 vs. Cleveland.
- Pittsburgh owns a 12-2 record in games following losses of 20+ points since 2007, when **Mike Tomlin** took the reigns as head coach of the Steelers.
- Pittsburgh's .857 winning percentage in games following losses of 20+ points is the highest in the NFL since 2007.

BEST NFL RECORDS FOLLOWING DEFEAT OF 20+ POINTS – SINCE 2007 (MIN. 10)

| RANK | TEAM | W | L | T | WIN PCT. |
|------|---------------------|----|---|---|----------|
| 1. | Pittsburgh Steelers | 12 | 2 | 0 | .857 |
| 2. | L.A. Chargers | 7 | 3 | 0 | .700 |
| | New Orleans Saints | 7 | 3 | 0 | .700 |
| 4. | Green Bay Packers | 8 | 4 | 0 | .667 |
| 5. | Dallas Cowboys | 11 | 7 | 0 | .611 |

- Pittsburgh has won six straight games following a loss of 20+ points, including 12 of its last 14 such outings.

GAME-BY-GAME FOLLOWING DEFEAT OF 20+ POINTS – SINCE 2007

| 20+ DEFEATS | | | NEXT GAME | | |
|-------------|-------------|----------|------------|----------------|----------|
| Date | Opp. | Result | Date | Opp. | Result |
| 10/01/2023 | at Texans | L, 6-30 | 10/08/2023 | vs. Ravens | W, 17-10 |
| 09/10/2023 | vs. 49ers | L, 7-30 | 09/18/2023 | vs. Browns | W, 26-22 |
| 10/30/2022 | at Eagles | L, 13-35 | 11/13/2022 | vs. Saints | W, 20-10 |
| 10/09/2022 | at Bills | L, 3-38 | 10/16/2022 | vs. Buccaneers | W, 20-18 |
| 12/26/2021 | at Chiefs | L, 10-36 | 01/03/2022 | vs. Browns | W, 26-14 |
| 11/28/2021 | at Bengals | L, 10-41 | 12/05/2021 | vs. Ravens | W, 20-19 |
| 09/08/2019 | at Patriots | L, 3-33 | 09/15/2019 | vs. Seahawks | L, 26-28 |
| 10/08/2017 | vs. Jaguars | L, 9-30 | 10/15/2017 | at Chiefs | W, 19-13 |
| 09/25/2016 | at Eagles | L, 3-34 | 10/02/2016 | vs. Chiefs | W, 43-14 |
| 10/12/2014 | at Browns | L, 10-31 | 10/20/2014 | vs. Texans | W, 30-23 |
| 09/11/2014 | at Ravens | L, 6-26 | 09/21/2014 | at Panthers | W, 37-19 |
| 11/03/2013 | at Patriots | L, 31-55 | 11/10/2013 | vs. Bills | W, 23-10 |
| 09/11/2011 | at Ravens | L, 7-35 | 09/18/2011 | vs. Seahawks | W, 24-0 |
| 12/09/2007 | at Patriots | L, 13-34 | 12/16/2007 | vs. Jaguars | L, 22-29 |

- The Steelers are 10-2 (.833) in home games following a loss of 20+ points.
- Pittsburgh's .833 home winning percentage in games following losses of 20+ points is the highest in the NFL since 2007 (min. 10 games).

BEST NFL HOME RECORDS FOLLOWING DEFEAT OF 20+ POINTS – SINCE 2007 (MIN. 10)

| RANK | TEAM | W | L | T | WIN PCT. |
|------|---------------------|----|---|---|----------|
| 1. | Pittsburgh Steelers | 10 | 2 | 0 | .833 |
| 2. | Baltimore Ravens | 7 | 4 | 0 | .636 |
| 3. | Cincinnati Bengals | 7 | 4 | 1 | .625 |
| 4. | Carolina Panthers | 9 | 6 | 0 | .600 |
| 5. | Arizona Cardinals | 10 | 7 | 0 | .588 |

- Pittsburgh owns a 43-11 record in games following losses of 20+ points since the 1970 AFL-NFL merger.
- Pittsburgh's .796 winning percentage in games following losses of 20+ points is the highest in the NFL since the 1970 AFL-NFL merger.

BEST NFL RECORDS FOLLOWING DEFEAT OF 20+ POINTS – SINCE 1970

| RANK | TEAM | W | L | T | WIN PCT. |
|------|---------------------|----|----|---|----------|
| 1. | Pittsburgh Steelers | 43 | 11 | 0 | .796 |
| 2. | Baltimore Ravens | 13 | 8 | 1 | .614 |
| 3. | Denver Broncos | 36 | 27 | 0 | .571 |
| 4. | Dallas Cowboys | 31 | 24 | 0 | .564 |
| 5. | Kansas City Chiefs | 34 | 29 | 0 | .540 |

- Pittsburgh owns a 33-7 home record in games following losses of 20+ points since the 1970 AFL-NFL merger.
- Pittsburgh's .825 home winning percentage in games following losses of 20+ points is the highest in the NFL since the 1970 AFL-NFL merger.

BEST NFL HOME RECORDS FOLLOWING DEFEAT OF 20+ POINTS – SINCE 1970

| RANK | TEAM | W | L | T | WIN PCT. |
|------|---------------------|----|----|---|----------|
| 1. | Pittsburgh Steelers | 33 | 7 | 0 | .825 |
| 2. | Denver Broncos | 25 | 14 | 0 | .641 |
| 3. | Baltimore Ravens | 11 | 6 | 1 | .639 |
| 4. | Kansas City Chiefs | 24 | 15 | 0 | .615 |
| 5. | Dallas Cowboys | 18 | 12 | 0 | .600 |

- Pittsburgh has only suffered 14 defeats of 20+ points since 2007, when **Mike Tomlin** took the reigns as head coach of the Steelers, which is tied for the fourth-fewest in the NFL.

FEWEST DEFEATS OF 20+ POINTS – SINCE 2007

| RANK | TEAM | GAMES |
|------|----------------------|-------|
| 1. | L.A. Chargers | 10 |
| | New Orleans Saints | 10 |
| 3. | New England Patriots | 12 |
| 4. | Pittsburgh Steelers | 14 |
| | Green Bay Packers | 14 |

- Pittsburgh owns a 8-1 record in games following losses of 23+ points since 2007, when **Mike Tomlin** took the reigns as head coach of the Steelers.
- Pittsburgh's .889 winning percentage in games following losses of 23+ points is the highest in the NFL since 2007.

BEST NFL RECORDS FOLLOWING DEFEAT OF 23+ POINTS – SINCE 2007

| RANK | TEAM | W | L | T | WIN PCT. |
|------|---------------------|----|---|---|----------|
| 1. | Pittsburgh Steelers | 8 | 1 | 0 | .889 |
| 2. | Green Bay Packers | 6 | 2 | 0 | .750 |
| | L.A. Chargers | 7 | 3 | 0 | .700 |
| | Philadelphia Eagles | 7 | 3 | 0 | .700 |
| 5. | Arizona Cardinals | 12 | 6 | 0 | .667 |

- Pittsburgh has won five straight games following a loss of 23+ points, including 11 of its last 12 such outings.

GAME-BY-GAME FOLLOWING DEFEATS OF 20+ POINTS – SINCE 2007

| 23+ DEFEATS | | | NEXT GAME | | |
|-------------|-------------|----------|------------|----------------|----------|
| Date | Opp. | Result | Date | Opp. | Result |
| 10/01/2023 | at Texans | L, 6-30 | 10/08/2023 | vs. Ravens | W, 17-10 |
| 09/10/2023 | vs. 49ers | L, 7-30 | 09/18/2023 | vs. Browns | W, 26-22 |
| 10/09/2022 | at Bills | L, 3-38 | 10/16/2022 | vs. Buccaneers | W, 20-18 |
| 12/26/2021 | at Chiefs | L, 10-36 | 01/03/2022 | vs. Browns | W, 26-14 |
| 11/28/2021 | at Bengals | L, 10-41 | 12/05/2021 | vs. Ravens | W, 20-19 |
| 09/08/2019 | at Patriots | L, 3-33 | 09/15/2019 | vs. Seahawks | L, 26-28 |
| 09/25/2016 | at Eagles | L, 3-34 | 10/02/2016 | vs. Chiefs | W, 43-14 |
| 11/03/2013 | at Patriots | L, 31-55 | 11/10/2013 | vs. Bills | W, 23-10 |
| 09/11/2011 | at Ravens | L, 7-35 | 09/18/2011 | vs. Seahawks | W, 24-0 |

- The Steelers are 8-1 in home games following a loss of 23+ points.
- Pittsburgh's .889 home winning percentage in games following losses of 20+ points is the highest in the NFL since 2007 (min. eight games).

BEST NFL HOME RECORDS FOLLOWING DEFEAT OF 23+ POINTS – SINCE 2007 (MIN. 8)

| RANK | TEAM | W | L | T | WIN PCT. |
|------|---------------------|---|---|---|----------|
| 1. | Pittsburgh Steelers | 8 | 1 | 0 | .889 |
| 2. | Cincinnati Bengals | 7 | 2 | 1 | .750 |
| 3. | Carolina Panthers | 7 | 3 | 0 | .700 |
| 4. | Tennessee Titans | 9 | 6 | 0 | .600 |
| | Cleveland Browns | 6 | 4 | 0 | .600 |

- Pittsburgh owns a 26-8 record in games following losses of 23+ points since the 1970 AFL-NFL merger.
- Pittsburgh's .765 winning percentage in games following losses of 23+ points is the highest in the NFL since the 1970 AFL-NFL merger.

BEST NFL RECORDS FOLLOWING DEFEAT OF 23+ POINTS – SINCE 1970

| RANK | TEAM | W | L | T | WIN PCT. |
|------|---------------------|----|----|---|----------|
| 1. | Pittsburgh Steelers | 26 | 8 | 0 | .765 |
| 2. | Denver Broncos | 29 | 19 | 0 | .604 |
| 3. | Kansas City Chiefs | 21 | 19 | 0 | .525 |
| 4. | Dallas Cowboys | 19 | 18 | 0 | .514 |
| 5. | Baltimore Ravens | 6 | 6 | 1 | .500 |

- Pittsburgh owns a 20-6 home record in games following losses of 23+ points since the 1970 AFL-NFL merger.
- Pittsburgh's .769 home winning percentage in games following losses of 23+ points is the highest in the NFL since the 1970 AFL-NFL merger.

BEST NFL HOME RECORDS FOLLOWING DEFEAT OF 23+ POINTS – SINCE 1970

| RANK | TEAM | W | L | T | WIN PCT. |
|------|---------------------|----|----|---|----------|
| 1. | Pittsburgh Steelers | 20 | 6 | 0 | .769 |
| 2. | Denver Broncos | 20 | 9 | 0 | .690 |
| 3. | Minnesota Vikings | 12 | 7 | 0 | .632 |
| 4. | Kansas City Chiefs | 14 | 10 | 0 | .583 |
| 5. | Chicago Bears | 17 | 14 | 0 | .548 |

- Pittsburgh has only suffered nine defeats of 23+ points since 2007, when **Mike Tomlin** took the reins as head coach of the Steelers, which is the fourth-fewest in the NFL.

FEWEST DEFEATS OF 23+ POINTS – SINCE 2007

| RANK | TEAM | GAMES |
|------|----------------------|-------|
| 1. | New Orleans Saints | 7 |
| 2. | New England Patriots | 8 |
| | Baltimore Ravens | 8 |
| 4. | Pittsburgh Steelers | 9 |
| 5. | Green Bay Packers | 10 |

- Pittsburgh's Week 5 game vs. Baltimore marked the fourth time since 2007, when **Mike Tomlin** took the reins as head coach of the Steelers, that Pittsburgh, coming off a loss of 20+ points, played a team coming off a victory of 20+ points.
- The Steelers and head coach **Mike Tomlin** have won three of the four previous games when coming off a loss of 20+ points against a team coming off a victory of 20+ points.

GAME-BY-GAME FOLLOWING OPPONENT 20+ POINT VICTORY, STEELERS 20+ POINT DEFEAT – SINCE 2007

| OPP. PREVIOUS GAME | | | NEXT GAME | | |
|--------------------|-------------|---------|------------|-------------|----------|
| Date | Opp. | Result | Date | Opp. | Result |
| 10/01/2023 | BLT vs. CLE | W, 28-4 | 10/08/2023 | vs. Ravens | W, 17-10 |
| 09/10/2023 | CLE vs. CIN | W, 24-3 | 09/18/2023 | vs. Browns | W, 26-22 |
| 09/25/2016 | KC vs. NYJ | W, 24-3 | 10/02/2016 | vs. Chiefs | W, 43-14 |
| 12/09/2007 | JAX vs. CAR | W, 37-6 | 12/16/2007 | vs. Jaguars | L, 22-29 |

- Pittsburgh's Week 5 game vs. Baltimore marked the sixth time in franchise history that the Steelers, coming off a loss of 20+ points, played a team coming off a victory of 20+ points.
- Pittsburgh owns a 5-1 record in games coming off a loss of 20+ points vs. an opponent coming off a victory of 20+ points since the 1970 AFL-NFL merger.
- The Steelers' .833 winning percentage in games coming off a loss of 20+ points vs. an opponent coming off a victory of 20+ points is the highest in the NFL since the 1970 AFL-NFL merger (min. five games).

KINGS OF THE NFC

- Pittsburgh is 122-75-2 (.618) in regular-season games against the NFC since the 1970 AFL-NFL merger.
- The Steelers' 122 regular-season victories against the NFC are the most among AFC teams since the 1970 AFL-NFL merger.

MOST REGULAR-SEASON WINS BY AFC TEAM VS. NFC – SINCE 1970

| RANK | TEAM | WINS |
|------|----------------------|------|
| 1. | Pittsburgh Steelers | 122 |
| 2. | Miami Dolphins | 121 |
| 3. | Denver Broncos | 114 |
| 4. | Kansas City Chiefs | 110 |
| 5. | New England Patriots | 108 |

- Pittsburgh's .618 regular-season winning percentage against the NFC is the highest among AFC teams since the 1970 AFL-NFL merger.

BEST REGULAR-SEASON WIN PCT. BY AFC TEAM VS. NFC – SINCE 1970

| RANK | TEAM | W | L | T | WIN PCT. |
|------|---------------------|-----|----|---|----------|
| 1. | Pittsburgh Steelers | 122 | 75 | 2 | .618 |
| 2. | Baltimore Ravens | 65 | 42 | 1 | .606 |
| 3. | Miami Dolphins | 121 | 80 | 0 | .602 |
| 4. | Kansas City Chiefs | 110 | 79 | 2 | .582 |
| 5. | Denver Broncos | 114 | 90 | 2 | .558 |

- Pittsburgh is 49-49 (.500) in regular-season road games against the NFC since the 1970 AFL-NFL merger.
- The Steelers' 49 regular-season road victories against the NFC are the fourth-most among AFC teams since the 1970 AFL-NFL merger.

MOST REGULAR-SEASON ROAD WINS BY AFC TEAM VS. NFC – SINCE 1970

| RANK | TEAM | WINS |
|------|----------------------|------|
| 1. | Miami Dolphins | 54 |
| 2. | Tennessee Titans | 52 |
| | New England Patriots | 52 |
| 4. | Pittsburgh Steelers | 49 |
| 5. | Las Vegas Raiders | 47 |

- Pittsburgh's .500 regular-season road winning percentage against the NFC is the fourth-highest among AFC teams since the 1970 AFL-NFL merger (min. 75 games).

BEST REGULAR-SEASON ROAD WIN PCT. BY AFC TEAM VS. NFC – SINCE 1970 (MIN. 75)

| RANK | TEAM | W | L | T | WIN PCT. |
|------|----------------------|----|----|---|----------|
| 1. | Miami Dolphins | 54 | 47 | 0 | .535 |
| 2. | New England Patriots | 52 | 47 | 0 | .525 |
| 3. | Tennessee Titans | 52 | 50 | 0 | .510 |
| 4. | Pittsburgh Steelers | 49 | 49 | 0 | .500 |
| 5. | Kansas City Chiefs | 46 | 48 | 1 | .489 |

BREAKING DOWN THE STEELERS ROSTER

- There are 24 offensive players, 26 defensive players and three specialists.
- Of the 53 players on the roster, 21 of them (39.6 pct.) were drafted by the Steelers.
- Pittsburgh also has two undrafted college free agents on the roster that began their NFL careers with the Steelers, bringing the total to 23 of the 53 players (43.4 pct.) that began their NFL careers with Pittsburgh.
- Of the 53 players, 10 of them (18.9 pct.) were not selected in the NFL draft.
- A total of 23 of the 53 players (43.4 pct.) are in their third NFL season or less.
- A total of 48 of the 53 players (90.6 pct.) are 30 years old or younger.

| BY DRAFT ROUND | | BY EXPERIENCE | | BY AGE | |
|----------------|-----|---------------|-----|--------|-----|
| Round | No. | Years | No. | Age | No. |
| 1st | 8 | Rookie - 1 | 7 | 21-24 | 16 |
| 2nd or 3rd | 18 | 2-3 | 15 | 25-28 | 25 |
| 4th or 5th | 11 | 4-5 | 9 | 29-32 | 11 |
| 6th or 7th | 6 | 6-9 | 20 | 33+ | 1 |
| Undrafted | 10 | 10+ | 2 | | |

STEELERS SCHEDULE

- Pittsburgh is 372-287-6 (.564) in regular-season games against the opponents on its 2023 schedule.

STEELERS VS. 2023 REGULAR-SEASON FOES

| TEAM | RECORD | LAST TIME | DATE |
|----------------------|-----------|--------------------|------------|
| San Francisco 49ers | 10-13 | L, 7-30 | 09/10/2023 |
| Cleveland Browns | 79-61-1 | W, 26-22 | 09/18/2023 |
| Las Vegas Raiders | 12-14 | W, 23-18 | 09/24/2023 |
| Houston Texans | 5-3 | L, 6-30 | 10/01/2023 |
| Baltimore Ravens | 31-24 | W, 17-10 | 10/08/2023 |
| L.A. Rams | 9-15-2 | W, 17-12 | 11/10/2019 |
| Jacksonville Jaguars | 13-12 | W, 27-3 | 11/22/2020 |
| Tennessee Titans | 45-31 | W, 19-13 | 12/19/2021 |
| Green Bay Packers | 16-19 | L, 17-27 | 10/03/2021 |
| Cincinnati Bengals | 66-39 | L, 30-37 | 11/20/2022 |
| Arizona Cardinals | 34-23-3 | W, 23-17 | 12/08/2019 |
| New England Patriots | 15-14 | L, 14-17 | 09/18/2022 |
| Indianapolis Colts | 28-9 | W, 24-17 | 11/28/2022 |
| Seattle Seahawks | 9-10 | W, 23-20 | 10/17/2021 |
| Total | 372-287-6 | W, 17-10 (vs. BLT) | 10/08/2023 |

INSIDE THE NFL SCHEDULE

- Pittsburgh (Weeks 8-10) is one of 11 teams that will have a three-game home stand at some point during the 2023 season: Baltimore (Weeks 9-11), Cleveland (Weeks 3-6), Dallas (Weeks 12-14), Houston (Weeks 11-13), Las Vegas (Weeks 12-15), L.A. Rams (Weeks 5-7), Miami (Weeks 14-16), New Orleans (Weeks 13-15), N.Y. Jets (Weeks 12-14) and San Francisco (Weeks 3-5).
- The Steelers are one of four teams that start the season with back-to-back home games: Atlanta, Denver and New England.
- Pittsburgh is one of four teams that finish the season with back-to-back road games: Atlanta, L.A. Rams and N.Y. Jets.

LONGEST TENURED STEELERS

- There are currently two Steelers who have played at least 100 regular-season games for the franchise. DT **Cameron Heyward** leads the roster 184 regular-season games played and K **Chris Boswell** is next with 121 regular season-games played in a Steelers uniform.

| POS. | PLAYER | GP WITH STEELERS |
|------|-------------------|------------------|
| DT | Cameron Heyward | 184 |
| K | Chris Boswell | 121 |
| LB | T.J. Watt | 92 |
| OT | Chukwuma Okorafor | 68 |

STEELERS 2023 TEAM CAPTAINS

- The Steelers selected four players to serve as team captains for the 2023 season determined by a vote of their teammates.
- QB **Kenny Pickett** was selected to serve as offensive captain, DT **Cameron Heyward** and LB **T.J. Watt** were picked to serve as defensive captains and S **Miles Killebrew** was chosen to serve as the special teams captain.
- Heyward was selected as a captain for the ninth consecutive year (2015-23).
- Only three players in franchise history have been selected captain more than Heyward -- Ben Roethlisberger (13), Sam Davis (11) and Andy Russell (10).
- Watt was named captain for the third time in his career (2020, 2022-23).
- Killebrew was named captain for the second time (2022-23).

OWNERSHIP OF 90+ YEARS

- The Steelers are one of only three current NFL franchises that have been owned by the same individual family for over 90 years.

| OWNERSHIP | TEAM | YEARS |
|----------------|---------------------|-------|
| Halas Family | Chicago Bears | 102 |
| Bidwill Family | Arizona Cardinals | 91 |
| Rooney Family | Pittsburgh Steelers | 90 |
| Hunt Family | Kansas City Chiefs | 64 |
| Adams Family | Tennessee Titans | 64 |

OCTOBER REIGN

- Pittsburgh owns the NFL's best record in the month of October with a 140-73 (.657) mark since the 1970 AFL-NFL merger.
- Pittsburgh has been undefeated in October 10 times (1974, 1975, 1983, 1997, 2000, 2001, 2004, 2009, 2018, 2020).
- Pittsburgh's 140 victories in the month of October are the most since the 1970 AFL-NFL merger.

MOST OCTOBER VICTORIES – SINCE 1970

| RANK | TEAM | VICTORIES |
|------|----------------------|-----------|
| 1. | Pittsburgh Steelers | 140 |
| 2. | New England Patriots | 131 |
| 3. | Denver Broncos | 122 |
| 4. | Minnesota Vikings | 121 |
| 5. | Dallas Cowboys | 120 |

- The Steelers' .657 winning percentage in the month of October is the highest since the 1970 AFL-NFL merger.

HIGHEST OCTOBER WINNING PCT. – SINCE 1970

| RANK | TEAM | W | L | T | WIN PCT. |
|------|----------------------|-----|----|---|----------|
| 1. | Pittsburgh Steelers | 140 | 73 | 0 | .657 |
| 2. | New England Patriots | 131 | 93 | 0 | .585 |
| 3. | Minnesota Vikings | 121 | 90 | 0 | .573 |
| 4. | Las Vegas Raiders | 118 | 89 | 3 | .569 |
| 5. | Denver Broncos | 122 | 93 | 1 | .567 |

- Pittsburgh is 57-50 (.533) in October road games since the 1970 AFL-NFL merger.

- The Steelers' 57 road victories in the month of October are the most since the 1970 AFL-NFL merger.

MOST OCTOBER ROAD VICTORIES – SINCE 1970

| RANK | TEAM | VICTORIES |
|------|----------------------|-----------|
| 1. | Pittsburgh Steelers | 57 |
| 2. | San Francisco 49ers | 55 |
| | New England Patriots | 55 |
| | Denver Broncos | 55 |
| 5. | Indianapolis Colts | 54 |

- Pittsburgh's .533 road winning percentage in the month of October is the highest since the 1970 AFL-NFL merger.

HIGHEST OCTOBER ROAD WINNING PCT. – SINCE 1970

| RANK | TEAM | W | L | T | WIN PCT. |
|------|---------------------|----|----|---|----------|
| 1. | Pittsburgh Steelers | 57 | 50 | 0 | .533 |
| 2. | San Francisco 49ers | 55 | 50 | 1 | .524 |
| 3. | Las Vegas Raiders | 52 | 48 | 1 | .520 |
| 4. | Denver Broncos | 55 | 54 | 0 | .505 |
| | Miami Dolphins | 53 | 52 | 0 | .505 |

- Pittsburgh is 83-23 (.783) in October home games since the 1970 AFL-NFL merger.
- The Steelers' 83 home victories in the month of October are the most since the 1970 AFL-NFL merger.

MOST OCTOBER HOME VICTORIES – SINCE 1970

| RANK | TEAM | VICTORIES |
|------|-----------------------|-----------|
| 1. | Pittsburgh Steelers | 83 |
| 2. | New England Patriots | 76 |
| 3. | Dallas Cowboys | 74 |
| 4. | Washington Commanders | 69 |
| 5. | Green Bay Packers | 68 |
| | Minnesota Vikings | 68 |
| | Buffalo Bills | 68 |

- Pittsburgh's .783 home winning percentage in the month of October is the highest since the 1970 AFL-NFL merger.

HIGHEST OCTOBER HOME WINNING PCT. – SINCE 1970

| RANK | TEAM | W | L | T | WIN PCT. |
|------|----------------------|----|----|---|----------|
| 1. | Pittsburgh Steelers | 83 | 23 | 0 | .783 |
| 2. | Dallas Cowboys | 74 | 34 | 0 | .685 |
| 3. | New England Patriots | 76 | 37 | 0 | .673 |
| 4. | Minnesota Vikings | 68 | 34 | 0 | .667 |
| 5. | Green Bay Packers | 68 | 35 | 1 | .659 |

- Pittsburgh owns a 43-20 (.683) record in the month of October since 2007.
- The Steelers' 43 victories in the month of October since 2007 are the third-most in the NFL over the span.

MOST OCTOBER VICTORIES – SINCE 2007

| RANK | TEAM | WINS |
|------|----------------------|------|
| 1. | New England Patriots | 53 |
| 2. | New Orleans Saints | 47 |
| 3. | Pittsburgh Steelers | 43 |
| 4. | Green Bay Packers | 42 |
| 5. | Kansas City Chiefs | 38 |

- Pittsburgh's .683 winning percentage in the month of October since 2007 is the fourth-highest in the NFL over the span.

BEST OCTOBER WIN PCT. – SINCE 2007

| RANK | TEAM | W | L | T | WIN PCT. |
|------|----------------------|----|----|---|----------|
| 1. | New England Patriots | 53 | 18 | 0 | .746 |
| 2. | New Orleans Saints | 47 | 18 | 0 | .723 |
| 3. | Green Bay Packers | 42 | 19 | 0 | .689 |
| 4. | Pittsburgh Steelers | 43 | 20 | 0 | .683 |
| 5. | Kansas City Chiefs | 38 | 27 | 0 | .585 |

- Pittsburgh is 26-7 (.788) in October home games since 2007.
- The Steelers' 26 home victories in the month of October since 2007 are tied for the second-most in the NFL over the span.

MOST OCTOBER HOME VICTORIES – SINCE 2007

| RANK | TEAM | WINS |
|------|----------------------|------|
| 1. | New England Patriots | 28 |
| 2. | Pittsburgh Steelers | 26 |
| | New Orleans Saints | 26 |
| 4. | Green Bay Packers | 23 |
| | Houston Texans | 23 |

- Pittsburgh's .788 home winning percentage in the month of October is tied for the highest since 2007.

HIGHEST OCTOBER HOME WINNING PCT. – SINCE 2007

| RANK | TEAM | W | L | T | WIN PCT. |
|------|----------------------|----|---|---|----------|
| 1. | Pittsburgh Steelers | 26 | 7 | 0 | .788 |
| 2. | New Orleans Saints | 26 | 7 | 0 | .788 |
| 3. | New England Patriots | 28 | 8 | 0 | .778 |
| 4. | Green Bay Packers | 23 | 7 | 0 | .767 |
| 5. | Indianapolis Colts | 20 | 9 | 0 | .690 |

- Pittsburgh is 17-13 (.567) in October road games since 2007.
- The Steelers' 17 road victories in the month of October since 2007 are tied for the eighth-most in the NFL over the span.

MOST OCTOBER ROAD VICTORIES – SINCE 2007

| RANK | TEAM | WINS |
|------|---------------------------|------|
| 1. | New England Patriots | 25 |
| 2. | New Orleans Saints | 21 |
| | Seattle Seahawks | 21 |
| 4. | Green Bay Packers | 19 |
| | Kansas City Chiefs | 19 |
| 6. | Philadelphia Eagles | 18 |
| | Minnesota Vikings | 18 |
| 8. | Pittsburgh Steelers | 17 |
| | Two other teams tied with | 17 |

- Pittsburgh's .567 road winning percentage in the month of October is the fifth-highest since 2007.

HIGHEST OCTOBER ROAD WINNING PCT. – SINCE 2007

| RANK | TEAM | W | L | T | WIN PCT. |
|------|----------------------|----|----|---|----------|
| 1. | New England Patriots | 25 | 10 | 0 | .714 |
| 2. | New Orleans Saints | 21 | 11 | 0 | .656 |
| 3. | Green Bay Packers | 19 | 12 | 0 | .613 |
| | Kansas City Chiefs | 19 | 12 | 0 | .613 |
| 5. | Pittsburgh Steelers | 17 | 13 | 0 | .567 |

THE STANDARD IS THE STANDARD

- Pittsburgh has recorded 19 consecutive seasons with a .500 record or better, which is the longest active streak in the NFL and the longest streak in team history (previous record was 13, 1972-1984).

MOST ACTIVE CONSECUTIVE NON-LOSING SEASONS

| RANK | TEAM | SEASONS | YEARS |
|------|---------------------|---------|---------|
| 1. | Pittsburgh Steelers | 19 | 2004-22 |
| 2. | Kansas City Chiefs | 10 | 2013-22 |
| 3. | Buffalo Bills | 4 | 2019-22 |

MOST CONSECUTIVE NON-LOSING SEASONS – SINCE 1970

| RANK | TEAM | SEASONS | YEARS |
|------|----------------------|---------|-----------|
| 1. | Dallas Cowboys | 21 | 1965-85 |
| 2. | Pittsburgh Steelers | 19 | 2004-22 |
| | New England Patriots | 19 | 2001-19 |
| 4. | San Francisco 49ers | 16 | 1983-98 |
| | Dallas Cowboys | 16 | 1970-85 |
| 6. | Miami Dolphins | 15 | 1989-2003 |
| 7. | Pittsburgh Steelers | 13 | 1972-84 |
| | Green Bay Packers | 13 | 1992-2004 |

ALL-TIME WINNING SEASONS

- Pittsburgh has a League-best 39 seasons since the 1970 AFL-NFL merger in which the team has finished above .500. The Steelers also have 19 consecutive winning seasons from 2004-22, the second longest streak in NFL history.

MOST WINNING SEASONS – SINCE 1970

| RANK | TEAM | SEASONS |
|------|----------------------|---------|
| 1. | Pittsburgh Steelers | 39 |
| 2. | New England Patriots | 35 |
| | Dallas Cowboys | 35 |
| 4. | Miami Dolphins | 33 |
| 5. | Minnesota Vikings | 32 |

OUT OF THE BLOCKS

- Pittsburgh LB **Alex Highsmith's** interception return for TD in Week 2 vs. Cleveland came nine seconds into the game. It was the fastest TD to open a game for the Steelers since the 1970 AFL-NFL merger.
- The previous franchise record was 12 seconds, and it came on Jan. 9, 1983 vs. San Diego (AFC Wildcard, Guy Ruff recovered a fumble on the opening kickoff).

FASTEST STEELERS OPENING TD – SINCE 1970 (REG & POST)

| DATE | PLAYER | TIME | SCORE |
|------------|------------------------------|------|------------------------|
| 09/18/2023 | Alex Highsmith vs. Cleveland | 0:11 | 30-yd Interception TD |
| 01/09/1983 | Guy Ruff vs. San Diego | 0:12 | 0-yd Fumble Return TD |
| 09/19/2010 | Antonio Brown at Tennessee | 0:14 | 89-yd Kick Return TD |
| 11/17/2002 | Hines Ward at Tennessee | 0:15 | 72-yd Passing TD |
| 12/23/2001 | Jason Gildon vs. Detroit | 0:27 | 27-yd Fumble Return TD |
| 10/28/1984 | Dwayne Woodruff vs. Atlanta | 0:33 | 65-yd Fumble Return TD |
| 12/20/2009 | Mike Wallace vs. Green Bay | 0:42 | 60-yd Passing TD |
| 11/18/2012 | Byron Leftwich vs. Baltimore | 0:43 | 31-yd Rushing TD |
| 01/02/2011 | Mike Wallace at Cleveland | 0:43 | 56-yd Passing TD |
| 09/14/2003 | Chad Scott at Kansas City | 0:48 | 26-yd Interception TD |
| 11/01/2020 | Robert Spillane at Baltimore | 0:54 | 33-yd Interception TD |
| 09/08/1996 | Rod Woodson vs. Baltimore | 0:54 | 43-yd Interception TD |

- Pittsburgh LB **Alex Highsmith** picked off Deshaun Watson on the Browns' first offensive play of the game and returned 30 yards for a TD. It marked the first interception return for TD since Week 1 of 2022 (**Minkah Fitzpatrick** at Cincinnati) and first interception return for TD by a linebacker since Week 8 of 2020 (Robert Spillane at Baltimore).

- Pittsburgh LB **Alex Highsmith** picked off Deshaun Watson on the Browns' first offensive play of the game and returned 30 yards for a TD. It marked the first interception return for TD at home since Week 12 of 2020 (Joe Haden vs. Baltimore) and first interception return for TD at home by a linebacker since Week 14 of 2010 (LaMarr Woodley vs. Cincinnati).
- Alex Highsmith** is the first Steeler to record an interception on the first play from scrimmage in a game since William Gay in 2014, who picked off the Titans' Zach Mettenberger.
- Since 1994, Highsmith and Gay are the only Steelers to do it.

RENEGADES

- In their victory in Week 2, Steelers LBs **Alex Highsmith** and **T.J. Watt** both recorded a sack and defensive TD.
- Highsmith and Watt became the first pair of teammates to each post a sack and TD in the same game since 1982, when the sack became an official statistic.
- Pittsburgh became the first team to record at least 6.0 sacks, four takeaways and two defensive TDs in the same game since New England in Week 2 of the 2019 season.

FOURTH QUARTER IS WINNING TIME

- The Steelers have won 13 games when trailing at the end of the third quarter since the start of the 2020 season, which is the most in the NFL over the span.

MOST VICTORIES WHEN TRAILING AFTER 3RD QUARTER – SINCE 2020

| RANK | TEAM | WINS |
|------|-----------------------|------|
| 1. | Pittsburgh Steelers | 13 |
| 2. | Kansas City Chiefs | 9 |
| 3. | Minnesota Vikings | 8 |
| 4. | L.A. Chargers | 7 |
| | Washington Commanders | 7 |
| | Tampa Bay Buccaneers | 7 |

- Pittsburgh's .409 winning percentage when trailing at the end of the third quarter is the second-highest in the NFL since the start of the 2020 season.

BEST WIN PCT. WHEN TRAILING AT HALFTIME – SINCE 2020

| RANK | TEAM | W | L | T | WIN PCT. |
|------|----------------------|----|----|---|----------|
| 1. | Kansas City Chiefs | 9 | 3 | 0 | .750 |
| 2. | Pittsburgh Steelers | 13 | 19 | 1 | .409 |
| 3. | Baltimore Ravens | 5 | 11 | 0 | .313 |
| 4. | L.A. Chargers | 7 | 16 | 0 | .304 |
| 5. | Tampa Bay Buccaneers | 7 | 18 | 0 | .280 |

FOURTH QUARTER EXPLOSION

- Pittsburgh has scored 413 points in the fourth quarter since the start of the 2020 season, which is the fourth-most in the NFL.

MOST FOURTH-QUARTER POINTS – SINCE 2020

| RANK | TEAM | PTS |
|------|----------------------|-----|
| 1. | Buffalo Bills | 462 |
| 2. | Minnesota Vikings | 447 |
| 3. | Dallas Cowboys | 426 |
| 4. | Pittsburgh Steelers | 413 |
| 5. | Tampa Bay Buccaneers | 412 |

- Pittsburgh owns a 114-point scoring margin (413-299) in the fourth quarter since the start of the 2020 season, which is the third-best in the NFL.

LARGEST FOURTH-QUARTER SCORING MARGIN – SINCE 2020

| RANK | TEAM | MARGIN |
|------|----------------------|--------|
| 1. | Tampa Bay Buccaneers | +135 |
| 2. | Buffalo Bills | +133 |
| 3. | Pittsburgh Steelers | +114 |
| 4. | New England Patriots | +108 |
| 5. | Dallas Cowboys | +104 |

DON'T LEAVE EARLY

- The Steelers have played 15 games decided by one score (eight points or less) since the start of the 2022 season, which is tied for the sixth-most in the League.

MOST ONE-SCORE GAMES – SINCE 2022

| RANK | TEAM | GAMES |
|------|----------------------------|-------|
| 1. | Las Vegas Raiders | 18 |
| 2. | Minnesota Vikings | 17 |
| 3. | Denver Broncos | 16 |
| | L.A. Chargers | 16 |
| | Atlanta Falcons | 16 |
| 6. | Pittsburgh Steelers | 15 |
| | Four other teams tied with | 15 |

- The Steelers are 10-5 (.667) in one-score games since the start of the 2022 season.
- Pittsburgh's 10 victories in one-score games are tied for the second-most in the NFL since the start of the 2022 season.

MOST VICTORIES IN ONE-SCORE GAMES – SINCE 2022

| RANK | TEAM | WINS |
|------|---------------------|------|
| 1. | Minnesota Vikings | 12 |
| 2. | Pittsburgh Steelers | 10 |
| | Philadelphia Eagles | 10 |
| | Kansas City Chiefs | 10 |
| 5. | N.Y. Giants | 9 |
| | L.A. Chargers | 9 |

- The Steelers' .667 winning percentage in one-score games since the start of the 2022 is the fourth-highest in the NFL (min. 12 games).

HIGHEST WIN PCT. IN ONE-SCORE GAMES – SINCE 2022 (MIN. 12)

| RANK | TEAM | W | L | T | WIN PCT. |
|------|-----------------------|----|---|---|----------|
| 1. | Philadelphia Eagles | 10 | 2 | 0 | .833 |
| 2. | Minnesota Vikings | 13 | 4 | 0 | .765 |
| 3. | Kansas City Chiefs | 10 | 4 | 0 | .714 |
| 4. | Pittsburgh Steelers | 10 | 5 | 0 | .667 |
| 5. | Washington Commanders | 8 | 4 | 1 | .654 |

- Pittsburgh's 26 one-score games are tied for the fourth-most in the NFL since the start of the 2021 season.

MOST ONE-SCORE GAMES – SINCE 2021

| RANK | TEAM | GAMES |
|------|---------------------|-------|
| 1. | Minnesota Vikings | 31 |
| 2. | Baltimore Ravens | 27 |
| | Las Vegas Raiders | 27 |
| 4. | Pittsburgh Steelers | 26 |
| | L.A. Chargers | 26 |

- The Steelers own a 18-7-1 (.712) record in one-score games since the start of the 2021 season.

- Pittsburgh's 18 victories in one-score games are the second-most in the NFL since the start of the 2021 season.

MOST VICTORIES IN ONE-SCORE GAMES – SINCE 2021

| RANK | TEAM | WINS |
|------|---------------------|------|
| 1. | Minnesota Vikings | 19 |
| 2. | Pittsburgh Steelers | 18 |
| 3. | Kansas City Chiefs | 15 |
| 4. | L.A. Chargers | 14 |
| | Las Vegas Raiders | 14 |
| | Baltimore Ravens | 14 |
| | Atlanta Falcons | 14 |

- The Steelers' .712 winning percentage in one-score games is the highest in the NFL since the start of the 2021 season (min. 20 games).

HIGHEST WIN PCT. IN ONE-SCORE GAMES – SINCE 2021 (MIN. 20)

| RANK | TEAM | W | L | T | WIN PCT. |
|------|-----------------------|----|----|---|----------|
| 1. | Pittsburgh Steelers | 18 | 7 | 1 | .712 |
| 2. | Kansas City Chiefs | 15 | 7 | 0 | .682 |
| 3. | Washington Commanders | 13 | 8 | 1 | .614 |
| 4. | Minnesota Vikings | 19 | 12 | 0 | .613 |
| 5. | Miami Dolphins | 12 | 8 | 0 | .600 |

- Pittsburgh's 35 one-score games are tied for the fourth-most in the NFL since the start of the 2020 season.

MOST ONE-SCORE GAMES – SINCE 2020

| RANK | TEAM | GAMES |
|------|---------------------|-------|
| 1. | Minnesota Vikings | 41 |
| 2. | L.A. Chargers | 38 |
| 3. | Las Vegas Raiders | 36 |
| 4. | Pittsburgh Steelers | 35 |
| | Atlanta Falcons | 35 |

- The Steelers own a 25-9-1 (.729) record in one-score games since the start of the 2020 season.
- Pittsburgh's 25 victories in one-score games are the most in the NFL since the start of the 2020 season.

MOST VICTORIES IN ONE-SCORE GAMES – SINCE 2020

| RANK | TEAM | WINS |
|------|---------------------|------|
| 1. | Pittsburgh Steelers | 25 |
| | Minnesota Vikings | 25 |
| 3. | Kansas City Chiefs | 23 |
| 4. | Tennessee Titans | 19 |
| | L.A. Chargers | 19 |
| | Las Vegas Raiders | 19 |

- The Steelers' .729 winning percentage in one-score games is the second-highest in the NFL since the start of the 2020 season (min. 30 games).

HIGHEST WIN PCT. IN ONE-SCORE GAMES – SINCE 2020 (MIN. 30)

| RANK | TEAM | W | L | T | WIN PCT. |
|------|---------------------|----|----|---|----------|
| 1. | Kansas City Chiefs | 23 | 8 | 0 | .742 |
| 2. | Pittsburgh Steelers | 25 | 9 | 1 | .729 |
| 3. | Minnesota Vikings | 25 | 16 | 0 | .610 |
| 4. | Tennessee Titans | 19 | 13 | 0 | .594 |
| 5. | N.Y. Giants | 17 | 13 | 1 | .565 |

- Pittsburgh's 68 one-score games are the most in the NFL since the start of the 2017 season.

MOST ONE-SCORE GAMES – SINCE 2017

| RANK | TEAM | GAMES |
|------|---------------------|-------|
| 1. | Pittsburgh Steelers | 68 |
| 2. | L.A. Chargers | 64 |
| | Seattle Seahawks | 64 |
| 4. | Atlanta Falcons | 60 |
| | Minnesota Vikings | 60 |

- Pittsburgh's 45 victories in one-score games are the most in the NFL since the start of the 2017 season.

MOST VICTORIES IN ONE-SCORE GAMES – SINCE 2017

| RANK | TEAM | WINS |
|------|---------------------|------|
| 1. | Pittsburgh Steelers | 45 |
| 2. | Kansas City Chiefs | 36 |
| 3. | Seattle Seahawks | 35 |
| | Minnesota Vikings | 35 |
| 5. | Las Vegas Raiders | 33 |

- The Steelers' .676 winning percentage in one-score games is the highest in the NFL since the start of the 2017 season (min. 50 games).

HIGHEST WIN PCT. IN ONE-SCORE GAMES – SINCE 2017 (MIN. 50)

| RANK | TEAM | W | L | T | WIN PCT. |
|------|---------------------|----|----|---|----------|
| 1. | Pittsburgh Steelers | 45 | 21 | 2 | .676 |
| 2. | Miami Dolphins | 32 | 18 | 0 | .640 |
| 3. | Kansas City Chiefs | 36 | 21 | 0 | .632 |
| 4. | Green Bay Packers | 32 | 21 | 1 | .602 |
| 5. | Minnesota Vikings | 35 | 24 | 1 | .592 |

HALFTIME GOT YOU DOWN

- Pittsburgh has won 10 games when trailing at halftime since the start of the 2020 season, which is tied for the second-most in the NFL over the span.

MOST VICTORIES WHEN TRAILING AT HALFTIME – SINCE 2020

| RANK | TEAM | WINS |
|------|----------------------|------|
| 1. | Kansas City Chiefs | 13 |
| 2. | Pittsburgh Steelers | 10 |
| | Tampa Bay Buccaneers | 10 |
| 4. | Dallas Cowboys | 8 |
| | New Orleans Saints | 8 |
| | Tennessee Titans | 8 |

- Pittsburgh has won four games in which it trailed by 10 or more points at halftime since the start of the 2020 season, which is the most in the League.

MOST VICTORIES WHEN TRAILING BY 10+ POINTS AT HALFTIME – SINCE 2020

| RANK | TEAM | WINS |
|------|----------------------|------|
| 1. | Pittsburgh Steelers | 4 |
| 2. | Tampa Bay Buccaneers | 3 |
| | Minnesota Vikings | 3 |
| | Cincinnati Bengals | 3 |
| | N.Y. Giants | 3 |

- Pittsburgh's .333 winning percentage in games in which it trailed by 10 or more points at halftime is tied for the highest in the NFL since the start of the 2020 season.

BEST WIN PCT. WHEN TRAILING BY 10+ POINTS AT HALFTIME – SINCE 2020

| RANK | TEAM | W | L | T | WIN PCT. |
|------|----------------------|---|---|---|----------|
| 1. | Pittsburgh Steelers | 4 | 8 | 0 | .333 |
| | Kansas City Chiefs | 2 | 4 | 0 | .333 |
| 3. | Arizona Cardinals | 2 | 5 | 0 | .286 |
| 4. | Tampa Bay Buccaneers | 3 | 8 | 0 | .273 |
| 5. | Buffalo Bills | 1 | 3 | 0 | .250 |
| | Miami Dolphins | 2 | 6 | 0 | .250 |

- Pittsburgh has won six games in which it trailed by 10 or more points in the second half since the start of the 2020 season, which is the third-most in the League.

MOST VICTORIES WHEN TRAILING BY 10+ POINTS IN SECOND HALF – SINCE 2020

| RANK | TEAM | WINS |
|------|--------------------------------|------|
| 1. | Minnesota Vikings | 7 |
| | Tampa Bay Buccaneers | 7 |
| 3. | Pittsburgh Steelers | 6 |
| 4. | N.Y. Giants | 5 |
| 5. | Four different teams tied with | 4 |

- Pittsburgh's .286 winning percentage in games in which it trailed by 10 or more points in the second half is the third-highest in the NFL since the start of the 2020 season.

BEST WIN PCT. WHEN TRAILING BY 10+ POINTS IN SECOND HALF – SINCE 2020

| RANK | TEAM | W | L | T | WIN PCT. |
|------|----------------------|---|----|---|----------|
| 1. | Kansas City Chiefs | 4 | 5 | 0 | .444 |
| 2. | Tampa Bay Buccaneers | 7 | 15 | 0 | .318 |
| 3. | Pittsburgh Steelers | 6 | 15 | 0 | .286 |
| 4. | Minnesota Vikings | 7 | 18 | 0 | .280 |
| 5. | Baltimore Ravens | 3 | 10 | 0 | .231 |

- The Steelers have won eight games in which they trailed by 10 or more points since the start of the 2020 season, which is the third-most in the NFL over the span.

MOST VICTORIES WHEN TRAILING BY 10+ POINTS – SINCE 2020

| RANK | TEAM | WINS |
|------|----------------------|------|
| 1. | Tampa Bay Buccaneers | 9 |
| | Minnesota Vikings | 9 |
| 3. | Pittsburgh Steelers | 8 |
| 4. | Kansas City Chiefs | 7 |
| | Tennessee Titans | 7 |
| | Philadelphia Eagles | 7 |
| | N.Y. Jets | 7 |

STEELERS DEFENSE BREAKS THE BROWNS

- Pittsburgh registered 6.0 sacks, four forced fumbles, three opponent fumbles recovered, an interception return TD and fumble return TD. The last NFL team to do all of that in one game was the Browns in a 51-0 win on September 10, 1989 - against the Steelers.

NO FIRST DOWN FOR YOU

- Since the start of the 2019 season, Pittsburgh has allowed 19.1 first downs/game, which is tied for the fourth-fewest in the NFL over that span.

FEWEST FIRST DOWNS/GAME – SINCE 2019

| RANK | TEAM | 1ST/GAME |
|------|----------------------|----------|
| 1. | San Francisco 49ers | 18.2 |
| 2. | New England Patriots | 18.5 |
| 3. | New Orleans Saints | 18.8 |
| 4. | Pittsburgh Steelers | 19.1 |
| | Buffalo Bills | 19.1 |

KEEPING THE POINTS DOWN

- Prior to the Week 1 loss vs. San Francisco, Pittsburgh had limited seven straight opponents to 17 points or less dating back to the 2022 season. The seven-game streak was the longest active streak in the NFL.
- Pittsburgh's seven-game streak of holding its opponents to 17 points or less was tied for the sixth-longest in single-season franchise history and longest since an eight-game streak in the 2001 season.

LONGEST STREAK OF HOLDING OPPONENTS TO 17 PTS OR LESS IN FRANCHISE HISTORY

| RANK | YEAR | START | END | GAMES |
|------|------|----------|--------------|-------|
| 1. | 1946 | Sept. 20 | Dec. 1 | 11 |
| 2. | 1976 | Week 6 | Week 14 | 9 |
| | 1974 | Week 6 | Week 14 | 9 |
| 4. | 2001 | Week 3 | Week 10 | 8 |
| | 1942 | Oct. 4 | Nov. 29 | 8 |
| 6. | 2022 | Week 12 | Week 1, 2023 | 7 |
| | 1994 | Week 10 | Week 16 | 7 |
| | 1978 | Week 10 | Week 16 | 7 |
| | 1978 | Week 1 | Week 7 | 7 |
| | 1975 | Week 8 | Week 14 | 7 |

- Since the start of the 2019 season, Pittsburgh has allowed 20.7 points/game, which is tied for the sixth-fewest allowed in the NFL over that span.

FEWEST POINTS/GAME ALLOWED – SINCE 2019

| RANK | TEAM | PTS/GAME |
|------|----------------------|----------|
| 1. | Buffalo Bills | 18.3 |
| 2. | New England Patriots | 19.2 |
| | Baltimore Ravens | 19.2 |
| 4. | San Francisco 49ers | 19.8 |
| 5. | New Orleans Saints | 20.2 |
| 6. | Pittsburgh Steelers | 20.7 |

- Since the start of the 2019 season, Pittsburgh has limited its opponents to 24 points or less in 51 different games, which is the third-most in the NFL over that span.

MOST GAMES ALLOWING 24 POINTS OR LESS – SINCE 2019

| RANK | TEAM | GAMES |
|------|----------------------|-------|
| 1. | Buffalo Bills | 56 |
| 2. | Baltimore Ravens | 54 |
| 3. | Pittsburgh Steelers | 51 |
| 4. | L.A. Rams | 49 |
| | New England Patriots | 49 |

MAKE A COMPLETE STOP IN THE RED ZONE

- Since the start of the 2019 season, Pittsburgh has allowed 53.1 percent red zone efficiency, which is the fifth-lowest in the NFL over that span.

LOWEST OPPONENT RED ZONE EFFICIENCY – SINCE 2019

| RANK | TEAM | RZ EFF. % |
|------|---------------------|-----------|
| 1. | Denver Broncos | 47.7 |
| 2. | Baltimore Ravens | 50.2 |
| 3. | N.Y. Giants | 53.0 |
| | Buffalo Bills | 53.0 |
| 5. | Pittsburgh Steelers | 53.1 |

NO FLY ZONE

- Since the start of the 2019 season, Pittsburgh opponents are averaging 209.7 passing yds/game, which is the fifth-fewest allowed in the NFL over that span.

FEWEST PASSING YARDS/GAME ALLOWED – SINCE 2019

| RANK | TEAM | GAMES |
|------|----------------------|-------|
| 1. | Buffalo Bills | 199.9 |
| 2. | New England Patriots | 201.7 |
| | San Francisco 49ers | 201.7 |
| 4. | Cleveland Browns | 208.6 |
| 5. | Pittsburgh Steelers | 209.7 |

- Pittsburgh has recorded 25 interceptions since the start of the 2022 season, which is tied for the second-most in the NFL.

NFL MOST INTERCEPTIONS – SINCE 2022

| RANK | TEAM | INT |
|------|----------------------|-----|
| 1. | San Francisco 49ers | 30 |
| 2. | Pittsburgh Steelers | 25 |
| | Buffalo Bills | 25 |
| 4. | Dallas Cowboys | 23 |
| 5. | Jacksonville Jaguars | 22 |

- Pittsburgh has recorded 76 interceptions since the start of the 2019 season, which is the second-most in the NFL over the span.

NFL MOST INTERCEPTIONS – SINCE 2019

| RANK | TEAM | INT |
|------|----------------------|-----|
| 1. | New England Patriots | 87 |
| 2. | Pittsburgh Steelers | 76 |
| 3. | Buffalo Bills | 73 |
| 4. | Green Bay Packers | 67 |
| 5. | Dallas Cowboys | 66 |
| | Minnesota Vikings | 66 |

STEELERS GROUND THE PASSING GAME

- Pittsburgh has limited 35 opponents at or below a 60.0 completion percentage since the start of the 2019 season, which is the second-most in the NFL over the span.

MOST GAMES 60.0 OR LESS OPPONENT COMPLETION PCT. – SINCE 2019

| RANK | TEAM | GAMES |
|------|----------------------|-------|
| 1. | New Orleans Saints | 37 |
| 2. | Pittsburgh Steelers | 35 |
| 3. | Cleveland Browns | 33 |
| 4. | New England Patriots | 30 |
| | Cincinnati Bengals | 30 |

- The Steelers have held 33 opponents under 200 passing yards since the start of the 2019 season, which is tied for the fifth-most in the NFL over the span.

MOST GAMES 200 OR LESS PASSING YARDS ALLOWED – SINCE 2019

| RANK | TEAM | GAMES |
|------|-----------------------------|-------|
| 1. | San Francisco 49ers | 40 |
| 2. | Buffalo Bills | 39 |
| 3. | New England Patriots | 35 |
| 4. | L.A. Chargers | 34 |
| 5. | Pittsburgh Steelers | 33 |
| | Three other teams tied with | 33 |

- Pittsburgh has held 64 opponents under 300 passing yards since the start of the 2019 season, which is tied for the third-most in the NFL over the span.

MOST GAMES 300 OR LESS PASSING YARDS ALLOWED – SINCE 2019

| RANK | TEAM | GAMES |
|------|----------------------|-------|
| 1. | New Orleans Saints | 67 |
| 2. | Green Bay Packers | 65 |
| 3. | Pittsburgh Steelers | 64 |
| | L.A. Rams | 64 |
| | San Francisco 49ers | 64 |
| | New England Patriots | 64 |

- Pittsburgh has allowed 300 or more passing yards in a game just seven times since the start of the 2019 season, which is the third-fewest in the NFL over the span. The teams to throw for 300 yards against the Steelers over their last 71 games include Houston (2023), Cincinnati (2022), Buffalo (2022), L.A. Chargers (2021), Las Vegas Raiders (2021), New England (2019) and L.A. Chargers (2019).

FEWEST 300-YARD+ PASSING YARDS ALLOWED – SINCE 2019

| RANK | TEAM | GAMES |
|------|----------------------|-------|
| 1. | New Orleans Saints | 5 |
| 2. | Green Bay Packers | 6 |
| 3. | Pittsburgh Steelers | 7 |
| 4. | L.A. Rams | 8 |
| | Cleveland Browns | 8 |
| | New England Patriots | 8 |
| | San Francisco 49ers | 8 |

STEELERS DEFENSE NO STRANGER TO ENDZONE

- Pittsburgh recorded multiple defensive TDs in Week 2 vs. Cleveland, which was the first time since Week 14 of 2010 (vs. Cincinnati) when LaMarr Woodley (14 yards) and Troy Polamalu (45 yards) had interception returns for TD.
- The Steelers have had multiple defensive TDs in a game three times since 2000.

STEELERS GAME WITH MULTIPLE DEFENSIVE SCORES – SINCE 2000

| DATE | DEFENSIVE SCORE | OPP. | RESULT |
|------------|----------------------------|---------|----------|
| 09/18/2023 | T.J. Watt 16-yard FR | vs. CLE | W, 26-22 |
| 09/18/2023 | Alex Highsmith 30-yard INT | vs. CLE | W, 26-22 |
| 12/12/2010 | LaMarr Woodley 14-yard INT | vs. CIN | W, 23-7 |
| 12/12/2010 | Troy Polamalu 45-yard INT | vs. CIN | W, 23-7 |
| 10/25/2009 | LaMarr Woodley 77-yard FR | vs. MIN | W, 27-17 |
| 10/25/2009 | Keyaron Fox 82-yard INT | vs. MIN | W, 27-17 |

- Below is a look at Pittsburgh's most recent defensive scores. The Steelers are 58-5 (.921) when producing a defensive score. Pittsburgh is 49-4 (.925) when scoring a defensive TD and 9-1 (.900) when recording a safety.

STEELERS DEFENSIVE SCORES – SINCE 2000

| DATE | DEFENSIVE SCORE | OPP. | RESULT |
|------------|---------------------------------------|---------|---------------|
| 09/18/2023 | T.J. Watt 16-yard FR | vs. CLE | W, 26-22 |
| 09/18/2023 | Alex Highsmith 30-yard INT | vs. CLE | W, 26-22 |
| 09/11/2022 | Minkah Fitzpatrick 31-yard INT | at CIN | W, 23-20 (ot) |
| 12/02/2020 | Joe Haden 14-yard INT | vs. BLT | W, 19-14 |
| 11/01/2020 | Robert Spillane 33-yard INT | at BLT | W, 28-24 |
| 10/18/2020 | Minkah Fitzpatrick 33-yard INT | vs. CLE | W, 38-7 |
| 09/20/2020 | Derek Watt safety (Sam Martin) | vs. DEN | W, 26-21 |
| 11/10/2019 | Minkah Fitzpatrick 43-yard FR | vs. LAR | W, 17-12 |
| 11/03/2019 | Minkah Fitzpatrick 96-yard INT | vs. IND | W, 26-24 |
| 10/13/2019 | Devin Bush 9-yard FR | at LAC | W, 24-17 |
| 11/08/2018 | Vince Williams 17-yard INT | vs. CAR | W, 52-21 |
| 10/28/2018 | Team safety | vs. CLE | W, 33-18 |
| 10/07/2018 | L.J. Fort 0-yard FR | vs. ATL | W, 41-17 |
| 09/24/2018 | Bud Dupree 10-yard INT | at TB | W, 30-27 |
| 09/16/2018 | Artie Burns safety (Kareem Hunt) | vs. KC | L, 42-37 |
| 10/15/2017 | Team safety | at KC | W, 19-13 |
| 12/04/2016 | Team safety | vs. NYG | W, 24-14 |
| 11/20/2016 | Javon Hargrave 0-yard FR | at CLE | W, 24-9 |
| 12/13/2015 | William Gay 23-yard INT | at CIN | W, 33-20 |
| 10/12/2015 | Valentino Blake 70-yard INT | at SD | W, 24-20 |
| 12/14/2014 | William Gay 52-yard INT | at ATL | W, 27-20 |
| 11/17/2014 | William Gay 28-yard INT | at TEN | W, 27-24 |
| 10/26/2014 | Team safety | vs. IND | W, 51-34 |
| 10/26/2014 | William Gay 33-yard INT | vs. IND | W, 51-34 |
| 10/05/2014 | Brice McCain 22-yard INT | at JAX | W, 17-9 |
| 09/21/2014 | Robert Golden 0-yard FR | at CAR | W, 37-19 |
| 12/22/2013 | Cortez Allen 40-yard INT | at GB | W, 38-31 |
| 12/08/2013 | Troy Polamalu 19-yard INT | vs. MIA | L, 34-28 |
| 11/24/2013 | William Gay 21-yard INT | at CLE | W, 27-11 |
| 11/25/2012 | Lawrence Timmons 53-yard INT | at CLE | L, 20-14 |
| 10/23/2011 | Team safety | at ATL | W, 32-20 |
| 09/25/2011 | Troy Polamalu 16-yard FR | at IND | W, 23-20 |
| 12/12/2010 | LaMarr Woodley 14-yard INT | vs. CIN | W, 23-7 |
| 12/12/2010 | Troy Polamalu 45-yard INT | vs. CIN | W, 23-7 |
| 09/26/2010 | Brett Keisel 79-yard INT | at TB | W, 38-13 |
| 11/09/2009 | Robert Ayers Jr. 54-yard FR | at DEN | W, 28-10 |
| 10/25/2009 | LaMarr Woodley 77-yard FR | vs. MIN | W, 27-17 |
| 10/25/2009 | Keyaron Fox 82-yard INT | vs. MIN | W, 27-17 |
| 12/28/2008 | Tyrone Carter 32-yard INT | vs. CLE | W, 31-0 |
| 12/07/2008 | Deshea Townsend 25-yard INT | vs. DAL | W, 20-13 |
| 11/16/2008 | James Harrison safety (Philip Rivers) | vs. SD | W, 11-10 |
| 09/29/2008 | LaMarr Woodley 7-yard FR | vs. BLT | W, 23-20 (ot) |
| 12/20/2007 | Ike Taylor 51-yard INT | at STL | W, 41-24 |
| 09/23/2007 | Bryant McFadden 50-yard INT | vs. SF | W, 37-16 |
| 10/15/2006 | Rian Wallace 30-yard INT | vs. KC | W, 45-7 |
| 09/07/2006 | Joey Porter 42-yard INT | vs. MIA | W, 28-17 |
| 12/18/2005 | Larry Foote safety (Michael Bennett) | at MIN | W, 18-3 |
| 11/06/2005 | Troy Polamalu 77-yard FR | at GB | W, 20-10 |
| 01/02/2005 | James Harrison 18-yard FR | at BUF | W, 29-24 |
| 11/21/2004 | James Farrior 14-yard INT | at CIN | W, 19-14 |
| 11/14/2004 | Russell Stuivaints 24-yard FR | at CLE | W, 24-10 |
| 10/31/2004 | Deshea Townsend 39-yard INT | vs. NE | W, 34-20 |
| 10/03/2004 | Troy Polamalu 26-yard INT | vs. CIN | W, 28-17 |
| 12/21/2003 | Deshea Townsend 25-yard INT | vs. SD | W, 40-24 |
| 09/14/2003 | Chad Scott 26-yard INT | at KC | L, 41-20 |
| 12/23/2002 | Chad Scott 30-yard INT | at TB | W, 17-7 |
| 01/06/2002 | Troy Edwards 32-yard FR | vs. CLE | W, 28-7 |
| 12/23/2001 | Jason Gildon 27-yard FR | vs. DET | W, 47-14 |
| 11/25/2001 | Chad Scott 45-yard INT | at TEN | W, 34-24 |
| 10/14/2001 | Chad Scott 61-yard INT | at KC | W, 20-17 |
| 09/30/2001 | Dewayne Washington 63-yard FR | at BUF | W, 20-3 |
| 11/26/2000 | Jason Gildon 22-yard FR | at CIN | W, 48-28 |
| 11/12/2000 | Joey Porter 32-yard FR | vs. PHI | L, 26-23 (ot) |
| 10/15/2000 | Joey Porter safety (Scott Mitchell) | vs. CIN | W, 15-0 |

LIVING IN THE BACKFIELD

- Since the start of the 2019 season, Pittsburgh has registered 383 tackles for loss, which is the second-most in the NFL over that span.

MOST TACKLES FOR LOSS – SINCE 2019

| RANK | TEAM | TFL |
|------|----------------------|-----|
| 1. | Buffalo Bills | 393 |
| 2. | Pittsburgh Steelers | 383 |
| 3. | Arizona Cardinals | 375 |
| 4. | Tampa Bay Buccaneers | 371 |
| 5. | Philadelphia Eagles | 368 |

STACKING UP SACKS

- The Steelers have registered a sack in 108 of their last 114 games, dating back to Nov. 6, 2016 at Baltimore (LB **T.J. Watt** did not play in four of those games without a sack).
- Pittsburgh has recorded a sack in 238 of **Mike Tomlin's** 263 career games as head coach.
- Pittsburgh has registered 31 strip sacks since the start of the 2019 season, which is the fourth-most in the NFL over the span.

MOST STRIP SACKS – SINCE 2019

| RANK | TEAM | STRIP SACKS |
|------|----------------------|-------------|
| 1. | Tampa Bay Buccaneers | 35 |
| 2. | Arizona Cardinals | 34 |
| 3. | Philadelphia Eagles | 32 |
| 4. | Pittsburgh Steelers | 31 |
| 5. | Dallas Cowboys | 29 |

- The Steelers have registered at least 1.0 sacks in 65 games since the start of the 2019 season, which is tied for the sixth-most in the NFL over the span.

MOST GAMES WITH 1.0 SACK – SINCE 2019

| RANK | TEAM | GAMES |
|------|-----------------------------|-------|
| 1. | Tampa Bay Buccaneers | 68 |
| | New Orleans Saints | 68 |
| 3. | San Francisco 49ers | 67 |
| 4. | Indianapolis Colts | 66 |
| | Miami Dolphins | 66 |
| 6. | Pittsburgh Steelers | 65 |
| | L.A. Rams | 65 |
| | Three other teams tied with | 65 |

- The Steelers have registered at least 2.0 sacks in 56 games since the start of the 2019 season, which is tied for the most in the NFL over the span.

MOST GAMES WITH 2.0 SACKS – SINCE 2019

| RANK | TEAM | GAMES |
|------|----------------------|-------|
| 1. | Pittsburgh Steelers | 56 |
| | L.A. Rams | 56 |
| | New Orleans Saints | 56 |
| 4. | San Francisco 49ers | 55 |
| 5. | Dallas Cowboys | 53 |
| | Tampa Bay Buccaneers | 53 |

- The Steelers have registered at least 3.0 sacks in 41 games since the start of the 2019 season, which is the most in the NFL over the span.

MOST GAMES WITH 3.0 SACKS – SINCE 2019

| RANK | TEAM | GAMES |
|------|-----------------------|-------|
| 1. | Pittsburgh Steelers | 41 |
| 2. | L.A. Rams | 39 |
| 3. | New Orleans Saints | 38 |
| | Washington Commanders | 38 |
| 5. | Tampa Bay Buccaneers | 37 |
| | Philadelphia Eagles | 37 |

- Pittsburgh has recorded at least 4.0 sacks in 29 games since the start of the 2019, which is the most in the NFL over the span.

MOST GAMES WITH 4.0 SACKS – SINCE 2019

| RANK | TEAM | GAMES |
|------|-----------------------|-------|
| 1. | Pittsburgh Steelers | 29 |
| 2. | Philadelphia Eagles | 22 |
| 3. | Tampa Bay Buccaneers | 21 |
| | Washington Commanders | 21 |
| 5. | L.A. Rams | 20 |
| | Kansas City Chiefs | 20 |

- The Steelers have registered 5.0 or more sacks in 15 games since the start of the 2019 season, which is tied for the most in the NFL over the span.

MOST GAMES WITH 5.0 SACKS – SINCE 2019

| RANK | TEAM | GAMES |
|------|-----------------------|-------|
| 1. | Pittsburgh Steelers | 15 |
| | Tampa Bay Buccaneers | 15 |
| | Philadelphia Eagles | 15 |
| 4. | L.A. Rams | 13 |
| 5. | Dallas Cowboys | 11 |
| | Washington Commanders | 11 |
| | Baltimore Ravens | 11 |

- The Steelers have registered 6.0 or more sacks in seven games since the start of the 2019 season, which is tied for the second-most in the NFL over the span.

MOST GAMES WITH 6.0 SACKS – SINCE 2019

| RANK | TEAM | GAMES |
|------|-----------------------------|-------|
| 1. | Philadelphia Eagles | 11 |
| 2. | Pittsburgh Steelers | 7 |
| | New Orleans Saints | 7 |
| | Tampa Bay Buccaneers | 7 |
| 5. | L.A. Rams | 6 |
| | Three other teams tied with | 6 |

- Pittsburgh has recorded 6.0 or more team sacks 62 times since sacks became an official statistic in 1982. In those 62 games, the Steelers have a 51-10-1 (.831) record and has outscored its opponents 1,541-826.

RECORD WHEN RECORDING 6.0+ SACKS

| DATE | OPPONENT | SACKS | RESULT |
|------------|--------------------------|-------|----------|
| 09/18/2023 | vs. Cleveland Browns | 6.0 | W, 26-22 |
| 01/08/2023 | vs. Cleveland Browns | 7.0 | W, 28-14 |
| 09/11/2022 | at Cincinnati Bengals | 7.0 | W, 23-20 |
| 01/03/2022 | vs. Cleveland Browns | 9.0 | W, 26-14 |
| 12/05/2021 | vs. Baltimore Ravens | 7.0 | W, 20-19 |
| 09/20/2020 | vs. Denver Broncos | 7.0 | W, 26-21 |
| 09/30/2019 | vs. Cincinnati Bengals | 8.0 | W, 27-3 |
| 11/18/2018 | at Jacksonville Jaguars | 6.0 | W, 20-16 |
| 10/07/2018 | vs. Atlanta Falcons | 6.0 | W, 41-17 |
| 09/09/2018 | at Cleveland Browns | 7.0 | T, 21-21 |
| 12/31/2017 | vs. Cleveland Browns | 6.0 | W, 28-24 |
| 12/25/2017 | at Houston Texans | 7.0 | W, 34-6 |
| 09/10/2017 | at Cleveland Browns | 7.0 | W, 21-18 |
| 11/20/2016 | at Cleveland Browns | 8.0 | W, 24-9 |
| 01/03/2016 | at Cleveland Browns | 7.0 | W, 28-12 |
| 11/15/2015 | vs. Cleveland Browns | 6.0 | W, 30-9 |
| 12/21/2014 | vs. Kansas City Chiefs | 6.0 | W, 20-12 |
| 12/23/2012 | vs. Cincinnati Bengals | 6.0 | L, 10-13 |
| 11/21/2010 | vs. Oakland Raiders | 6.0 | W, 35-3 |
| 10/17/2010 | vs. Cleveland Browns | 6.0 | W, 28-10 |
| 10/11/2009 | at Detroit Lions | 7.0 | W, 28-20 |
| 11/03/2008 | at Washington Redskins | 7.0 | W, 23-6 |
| 10/19/2008 | at Cincinnati Bengals | 7.0 | W, 38-10 |
| 11/05/2007 | vs. Baltimore Ravens | 6.0 | W, 38-7 |
| 09/09/2007 | at Cleveland Browns | 6.0 | W, 34-7 |
| 10/29/2006 | at Oakland Raiders | 6.0 | L, 13-20 |
| 09/24/2006 | vs. Cincinnati Bengals | 6.0 | L, 20-28 |
| 12/24/2005 | at Cleveland Browns | 8.0 | W, 41-0 |
| 09/18/2005 | at Houston Texans | 8.0 | W, 27-7 |
| 12/23/2002 | at Tampa Bay Buccaneers | 6.0 | W, 17-7 |
| 12/15/2002 | vs. Carolina Panthers | 6.0 | W, 30-14 |
| 12/23/2001 | vs. Detroit Lions | 6.0 | W, 47-14 |
| 11/11/2001 | at Cleveland Browns | 7.0 | W, 15-12 |
| 10/21/2001 | at Tampa Bay Buccaneers | 10.0 | W, 17-10 |
| 12/24/2000 | at San Diego Chargers | 6.0 | W, 34-21 |
| 10/01/2000 | at Jacksonville Jaguars | 7.0 | W, 24-13 |
| 11/14/1999 | vs. Cleveland Browns | 6.0 | L, 15-16 |
| 10/25/1999 | vs. Atlanta Falcons | 7.0 | W, 13-9 |
| 10/18/1998 | vs. Baltimore Ravens | 7.0 | W, 16-6 |
| 11/30/1997 | at Arizona Cardinals | 10.0 | W, 26-20 |
| 09/28/1997 | vs. Houston Oilers | 7.0 | W, 37-24 |
| 11/17/1996 | vs. Jacksonville Jaguars | 6.0 | W, 28-3 |
| 11/03/1996 | vs. St. Louis Rams | 6.0 | W, 42-6 |
| 10/13/1996 | vs. Cincinnati Bengals | 10.0 | W, 20-10 |
| 12/03/1995 | vs. Houston Oilers | 6.0 | W, 21-7 |
| 10/29/1995 | vs. Jacksonville Jaguars | 7.0 | W, 24-7 |
| 11/14/1994 | vs. Buffalo Bills | 7.0 | W, 23-10 |
| 11/06/1994 | at Houston Oilers | 6.0 | W, 12-9 |
| 10/03/1994 | vs. Houston Oilers | 6.0 | W, 30-14 |
| 11/29/1992 | at Cincinnati Bengals | 10.0 | W, 21-9 |
| 09/09/1990 | at Cleveland Browns | 7.0 | L, 3-13 |
| 09/28/1986 | at Houston Oilers | 6.0 | W, 22-16 |
| 10/20/1985 | vs. St. Louis Cardinals | 6.0 | W, 23-10 |
| 09/16/1985 | at Cleveland Browns | 6.0 | L, 7-17 |
| 11/19/1984 | at New Orleans Saints | 6.0 | L, 24-27 |
| 10/21/1984 | at Indianapolis Colts | 6.0 | L, 16-17 |
| 10/01/1984 | vs. Cincinnati Bengals | 6.0 | W, 38-17 |
| 10/10/1983 | at Cincinnati Bengals | 9.0 | W, 24-14 |
| 09/18/1983 | at Houston Oilers | 6.0 | W, 40-28 |
| 09/04/1983 | vs. Denver Broncos | 7.0 | L, 10-14 |
| 12/19/1982 | at Cleveland Browns | 6.0 | L, 9-10 |
| 12/05/1982 | vs. Kansas City Chiefs | 8.0 | W, 35-14 |

BLITZBURGH

- The Steelers rank in the top two in sacks dating back to the start of every season since 1982 (except 2021, 2022 and 2023).

MOST SACKS DATING BACK

| YEAR | SACKS | NFL RANK | SECOND IN NFL |
|------|-------|----------|---------------------------|
| 2023 | 17 | t-11th | Buffalo, 24 (1st) |
| | | | Baltimore, 24 (1st) |
| 2022 | 57 | 15th | Philadelphia, 90 (1st) |
| 2021 | 112 | 2nd | Philadelphia, 119 |
| 2020 | 168 | t-1st | Philadelphia, 168 |
| 2019 | 222 | 1st | Philadelphia, 211 |
| 2018 | 274 | 1st | Philadelphia, 255 |
| 2017 | 330 | 1st | New Orleans, 294 |
| 2016 | 368 | 1st | Philadelphia, 327 |
| 2015 | 416 | 1st | Philadelphia, 364 |
| 2014 | 449 | 1st | Philadelphia, 413 |
| 2013 | 483 | 1st | L.A. Rams, 455 |
| 2012 | 520 | 1st | L.A. Rams, 507 |
| 2011 | 555 | 1st | L.A. Rams, 546 |
| 2010 | 603 | 1st | L.A. Rams, 589 |
| 2009 | 650 | 1st | L.A. Rams, 614 |
| 2008 | 701 | 1st | Philadelphia, 661 |
| 2007 | 737 | 1st | Philadelphia, 698 |
| 2006 | 776 | 1st | Philadelphia, 738 |
| 2005 | 823 | 1st | Philadelphia, 767 |
| 2004 | 864 | 1st | Philadelphia, 814 |
| 2003 | 899 | 1st | Philadelphia, 852 |
| 2002 | 949 | 1st | Philadelphia, 908 |
| 2001 | 1,004 | 1st | Philadelphia, 953 |
| 2000 | 1,043 | 1st | Philadelphia, 1,003 |
| 1999 | 1,082 | 1st | Philadelphia, 1,040 |
| 1998 | 1,123 | 1st | Philadelphia, 1,082 |
| 1997 | 1,171 | 1st | Philadelphia, 1,125 |
| 1996 | 1,222 | 1st | Philadelphia, 1,165 |
| 1995 | 1,264 | 1st | Philadelphia, 1,213 |
| 1994 | 1,319 | 1st | Philadelphia, 1,255 |
| 1993 | 1,361 | 1st | Philadelphia, 1,291 |
| 1992 | 1,397 | 1st | Philadelphia, 1,346 |
| 1991 | 1,435 | 1st | Philadelphia, 1,401 |
| 1990 | 1,469 | 1st | Philadelphia, 1,446 |
| 1989 | 1,500 | 2nd | Philadelphia, 1,508 (1st) |
| 1988 | 1,519 | 2nd | Philadelphia, 1,550 (1st) |
| 1987 | 1,545 | 2nd | Philadelphia, 1,607 (1st) |
| 1986 | 1,588 | 2nd | Philadelphia, 1,660 (1st) |
| 1985 | 1,624 | 2nd | Philadelphia, 1,713 (1st) |
| 1984 | 1,671 | 2nd | Philadelphia, 1,773 (1st) |
| 1983 | 1,721 | 2nd | Philadelphia, 1,809 (1st) |
| 1982 | 1,755 | 2nd | Philadelphia, 1,839 (1st) |

- The Steelers have record 50 or more sacks in five of the last six seasons. In 2021, Pittsburgh became the first team in the NFL to record 50 or more sacks in five consecutive seasons since Washington, Chicago and Dallas (1983-87).

- The five-year streak with 50 or more sacks was tied for the longest in NFL history.

NFL MOST CONSECUTIVE 50-SACK SEASONS – SINCE 1982

| RANK | TEAM | SEASONS |
|------|-------------------------------|---------|
| 1. | Pittsburgh Steelers (2017-21) | 5 |
| | Washington (1983-87) | 5 |
| | Chicago Bears (1983-87) | 5 |
| | Dallas Cowboys (1983-87) | 5 |
| 5. | N.Y. Giants (1985-88) | 4 |
| | Philadelphia Eagles (1984-87) | 4 |
| | San Francisco 49ers (1983-86) | 4 |
| | L.A. Raiders (1983-86) | 4 |

- The Steelers have eclipsed the 50-sack plateau 11 times since sacks became an official statistic in 1982.

NFL MOST 50-SACK SEASONS – SINCE 1982

| RANK | TEAM | SEASONS |
|------|---------------------|---------|
| 1. | Pittsburgh Steelers | 11 |
| | Philadelphia Eagles | 11 |
| 3. | L.A. Rams | 10 |
| 4. | New Orleans Saints | 9 |
| 5. | N.Y. Giants | 7 |
| | Kansas City Chiefs | 7 |
| | Dallas Cowboys | 7 |

- Pittsburgh has led the League in sacks in five of the previous six seasons, including five straight seasons (2017-21). The Steelers were the first team in NFL history to lead the NFL in sacks in five straight seasons.
- Since the start of the 2019 season, Pittsburgh is averaging a sack 9.5% of the time, which is highest in the NFL over that span.

HIGHEST PCT. OF SACKS/OPPONENT PASS ATTEMPTS – SINCE 2019

| RANK | TEAM | SK/ATT |
|------|-----------------------|--------|
| 1. | Pittsburgh Steelers | 9.5 |
| 2. | Philadelphia Eagles | 8.5 |
| 3. | New Orleans Saints | 8.2 |
| 4. | L.A. Rams | 8.1 |
| | Washington Commanders | 8.1 |

PITTSBURGH 311

- The Steelers have held 32 opponents to 311 total yards or less since the start of the 2019 season, which is tied for the fifth-most in the NFL over the span.

MOST GAMES OF 311 YARDS ALLOWED OR LESS – SINCE 2019

| RANK | TEAM | GAMES |
|------|----------------------|-------|
| 1. | San Francisco 49ers | 44 |
| 2. | Buffalo Bills | 38 |
| 3. | Baltimore Ravens | 35 |
| 4. | Philadelphia Eagles | 34 |
| 5. | Pittsburgh Steelers | 32 |
| | New England Patriots | 32 |

STEELERS TAKEAWAYS

- Pittsburgh has registered 121 takeaways since the start of the 2019 season, which is tied for the most in the NFL over the span.

NFL MOST TAKEAWAYS – SINCE 2019

| RANK | TEAM | TAKEAWAYS |
|------|----------------------|-----------|
| 1. | Pittsburgh Steelers | 121 |
| | New England Patriots | 121 |
| 3. | Buffalo Bills | 119 |
| 4. | Dallas Cowboys | 117 |
| 5. | Tampa Bay Buccaneers | 112 |

- The Steelers have forced a turnover in 55 games since the start of the 2019 season, which is tied for the ninth-most in the NFL over the span.

NFL MOST GAMES WITH AT LEAST ONE TAKEAWAY – SINCE 2019

| RANK | TEAM | GAMES |
|------|---------------------------|-------|
| 1. | Indianapolis Colts | 59 |
| 2. | Tampa Bay Buccaneers | 58 |
| | New England Patriots | 58 |
| | Minnesota Vikings | 58 |
| | Baltimore Ravens | 58 |
| 6. | Buffalo Bills | 57 |
| | Kansas City Chiefs | 57 |
| 8. | Seattle Seahawks | 56 |
| 9. | Pittsburgh Steelers | 55 |
| | Two other teams tied with | 55 |

- The Steelers have forced multiple turnovers in 40 games since the start of the 2019 season, which leads the NFL over the span.

NFL MOST GAMES WITH MULTIPLE TAKEAWAYS – SINCE 2019

| RANK | TEAM | GAMES |
|------|----------------------|-------|
| 1. | Pittsburgh Steelers | 40 |
| 2. | Indianapolis Colts | 35 |
| | Dallas Cowboys | 35 |
| | Buffalo Bills | 35 |
| 5. | New England Patriots | 33 |

- Pittsburgh has forced three or more turnovers in 16 different games since the start of the 2019 season, which is the third-most in the NFL over the span.

MOST GAMES WITH THREE TAKEAWAYS – SINCE 2019

| RANK | TEAM | GAMES |
|------|----------------------|-------|
| 1. | Dallas Cowboys | 19 |
| 2. | New England Patriots | 18 |
| 3. | Pittsburgh Steelers | 16 |
| 4. | New Orleans Saints | 15 |
| 5. | Buffalo Bills | 14 |

- Pittsburgh has forced four or more turnovers in eight different games since the start of the 2019 season, which is tied for the fourth-most in the NFL over the span.

MOST GAMES WITH FOUR TAKEAWAYS – SINCE 2019

| RANK | TEAM | GAMES |
|------|----------------------|-------|
| 1. | Dallas Cowboys | 11 |
| 2. | New England Patriots | 9 |
| | Buffalo Bills | 9 |
| 4. | Pittsburgh Steelers | 8 |
| | San Francisco 49ers | 8 |

- Pittsburgh has registered 358 points off turnovers since the start of the 2019 season, which is the sixth-most in the NFL over the span.

NFL MOST POINTS OFF TURNOVERS – SINCE 2019

| RANK | TEAM | PTS OFF TO |
|------|----------------------|------------|
| 1. | Dallas Cowboys | 417 |
| 2. | Tampa Bay Buccaneers | 410 |
| 3. | New England Patriots | 381 |
| 4. | Green Bay Packers | 378 |
| 5. | Baltimore Ravens | 366 |
| 6. | Pittsburgh Steelers | 358 |
| 7. | Indianapolis Colts | 350 |
| | San Francisco 49ers | 350 |
| 9. | Arizona Cardinals | 331 |
| 10. | Seattle Seahawks | 324 |

HEYWARD, WATT DYNAMIC DUO

- LB **T.J. Watt** and DT **Cameron Heyward** have registered 85.5 and 78.5 career sacks, respectively. Both will likely surpass James Harrison’s franchise record of 80.5 sacks this season (Watt did in Week 2 vs. Cleveland).
- Watt (85.5) and Heyward (78.5) have combined for 164.0 sacks, 11 Pro Bowl selections, six All-Pro nods, 349 QB hits, 207 tackles for loss and 33 forced fumbles.
- With Watt and Heyward both staring down opposing offenses in 2023, the Steelers defense now features the most accomplished pass-rushing duo in the NFL.

WATT, HEYWARD HALL OF FAME TANDEM

| STATISTIC | TOTAL |
|------------------------|-------|
| Total Seasons Played | 20 |
| Pro Bowls | 11 |
| All-Pro Selections | 6 |
| Games Played | 275 |
| Sacks | 164.0 |
| Quarterback Hits | 349 |
| Tackles For Loss | 207 |
| Forced Fumbles | 33 |
| Fumble Recoveries | 17 |
| Seasons of 12.0+ Sacks | 5 |
| Seasons of 10.0+ Sacks | 7 |

- Watt has 85.5 sacks in his career, while Heyward has 78.5 sacks. Heyward needs 1.5 sacks for the Steelers to become the first team to feature multiple players with 80.0+ career sacks since the Cardinals (J.J. Watt/Chandler Jones) in 2021.
- Heyward and Watt are the only sets of teammates in the NFL with 75.0+ career sacks.

TEAMS FEATURING MULTIPLE PLAYERS WITH 75+ CAREER SACKS

| TEAM | NAME | SACKS |
|---------------------|-----------------|-------|
| Pittsburgh Steelers | Cameron Heyward | 78.5 |
| | T.J. Watt | 81.5 |

- Heyward and Watt are one of four sets of teammates in the NFL with 50.0+ career sacks.

TEAMS WITH MULTIPLE PLAYERS WITH 50+ CAREER SACKS

| TEAM | NAME | SACKS |
|---------------------|-----------------|-------|
| Pittsburgh Steelers | Cameron Heyward | 78.5 |
| | T.J. Watt | 80.5 |
| Cleveland Browns | Myles Garrett | 75.5 |
| | Za'Darius Smith | 54.5 |
| L.A. Chargers | Khalil Mack | 84.5 |
| | Joey Bosa | 60.5 |
| Philadelphia Eagles | Brandon Graham | 70.0 |
| | Fletcher Cox | 65.0 |

THREE OF A KIND

- Since 2020, only one team has had three players with at least 24.0 sacks, 45 quarterback hits and 30 tackles for loss. Pittsburgh’s **T.J. Watt**, **Cameron Heyward** and **Alex Highsmith** each meet the criteria above.

TEAMS WITH THREE PLAYERS WITH 23.0 SACKS, 45 QBH AND 30 TFL – SINCE 2020

| TEAM | NAME | SACKS | QBH | TFL |
|---------------------|-----------------|-------|-----|-----|
| Pittsburgh Steelers | T.J. Watt | 51.0 | 107 | 59 |
| | Cameron Heyward | 24.5 | 59 | 36 |
| | Alex Highsmith | 24.5 | 48 | 34 |

TAKE DOWN FOR WATT

- LB **T.J. Watt** registered two sacks and a fumble recovery in the Steelers’ 17-10 win over Baltimore in Week 5.
- Watt, who had three sacks and a fumble recovery in Week 1 and one sack with one fumble recovery in Week 2, is the first player since 1982, when the individual sack became an official statistic, with a sack and fumble recovery in three of his team’s first five games of a season.
- Watt, who has 25 forced fumbles and 10 fumble recoveries in 92 career games, is the third player since 2000 with at least 25 forced fumbles and 10 fumble recoveries in his first 100 career games, joining Robert Mathis and Osi Umenyiora.
- Watt needs 0.5 sacks to surpass Aaron Donald (85.5 sacks) for the third-most by a player in his first seven seasons since 1982 and needs 2.5 sacks in his first 13 games to surpass J.J. Watt (87.5 sacks) for the second-most by a player in his first 100 career games since 1982.
- Watt is the first player to record 6.0 sacks and have a defensive TD in a team’s first three games of a season since individual sacks were first tracked in 1982.
- Watt’s 8.0 sacks are tied for the NFL-lead in 2023. His 8.0 sacks are the most by a player in franchise history over the first five games of the season.

STEELERS SACK LEADERS THROUGH FIVE GAMES – SINCE 1982

| RANK | PLAYER, YEAR | SACKS |
|------|----------------------|-------|
| 1. | T.J. Watt, 2023 | 8.0 |
| 2. | James Harrison, 2008 | 6.5 |
| 3. | Kevin Greene, 1993 | 6.0 |
| | Joey Porter, 2002 | 6.0 |
| | T.J. Watt, 2018 | 6.0 |
| | James Harrison, 2009 | 6.0 |

- Below is a look at how many sacks that the 10 players to register at least 20.5 sacks in a season since 1982, when the individual sack became an official statistic, had through the five games of the year.

NFL SINGLE-SEASON SACK LEADERS AFTER FIVE GAMES – SINCE 1982

| RANK | PLAYER, YEAR | THRU WEEK 5 | SACKS |
|------|-----------------------|-------------|-------|
| 1. | T.J. Watt, 2021 | 5.0 | 22.5 |
| | Michael Strahan, 2001 | 8.5 | 22.5 |
| 3. | Jared Allen, 2011 | 8.5 | 22.0 |
| | Mark Gastineau, 1984 | 9.0 | 22.0 |
| | Justin Houston, 2014 | 6.0 | 22.0 |
| 6. | Chris Doleman, 1989 | 5.0 | 21.0 |
| | Reggie White, 1987 | 2.5 | 21.0 |
| 8. | Aaron Donald, 2018 | 3.0 | 20.5 |
| | Lawrence Taylor, 1986 | 3.5 | 20.5 |
| | J.J. Watt, 2012 | 7.5 | 20.5 |
| | J.J. Watt, 2014 | 2.0 | 20.5 |
| | T.J. Watt, 2023 | 8.0 | -- |

- Watt recorded two tackles (two solo), three quarterback hits, two tackles for loss and 2.0 sacks in Week 3 at Las Vegas.

MOST GAMES WITH 2+ QBH, 2+ TFL, 2.0+ SACKS – SINCE 2017

| RANK | PLAYER, TEAM | GAMES |
|------|------------------------------------|-------|
| 1. | Cameron Jordan, New Orleans Saints | 15 |
| 2. | Aaron Donald, L.A. Rams | 13 |
| 3. | T.J. Watt, Pittsburgh Steelers | 12 |
| 4. | Three players tied with | 10 |

- Watt registered four tackles (two solo), four quarterback hits, two tackles for loss, 1.0 sack, one pass defended and one fumble recovery (returned for a TD) in Week 2 vs. Cleveland.
- Watt registered five tackles (five solo), 3.0 sacks, two forced fumbles, one fumble recovery, one strip sack, one tackle for loss, one pass defended and five quarterback hits in the Week 1 matchup with San Francisco.
- Watt is the first player since 1982, when the individual sack became an official statistic by the NFL, to register such a stat line.

ONLY NFL PLAYER TO DO THE FOLLOWING – SINCE 1982

| | SACKS | FF | FR | STRIP SACK | TFL | PD | QBH |
|-----------|-------|----|----|------------|-----|----|-----|
| T.J. Watt | 3.0 | 2 | 1 | 1.0 | 1 | 1 | 5 |

- Watt owns the franchise record with 85.5 career sacks.

STEELERS CAREER SACK LEADERS – SINCE 1982

| RANK | PLAYER, YEARS | SACKS |
|------|--|-------|
| 1. | T.J. Watt, 2017-23 | 85.5 |
| 2. | James Harrison, 2002, 2004-12, 2014-17 | 80.5 |
| 3. | Cameron Heyward, 2011-23 | 78.5 |
| 4. | Jason Gildon, 1994-2003 | 77.0 |
| 5. | L.C. Greenwood, 1969-81 | 73.5 |

- Watt registered 39 tackles, eight tackles for loss, 5.5 sacks, 12 quarterback hits, five passes defended, two interceptions and one forced fumble in 2022. He was one of three players this season with at least 5.5 sacks and multiple interceptions despite missing seven games due to injury.

NFL PLAYERS WITH 5.5+ SACKS, 2+ INTERCEPTIONS – SINCE 2022

| PLAYER | SACKS | INT |
|------------------|-------|-----|
| T.J. Watt | 5.5 | 2 |
| Aidan Hutchinson | 9.5 | 3 |
| Bobby Wagner | 6.0 | 2 |

- In Week 15 of 2022 at Carolina, Watt – appearing in his 84th career game – became the third-fastest player to reach 75.0 NFL sacks since 1982, when the individual sack became an official statistic, trailing only Pro Football Hall of Famer Reggie White (65 games) and his brother J.J. Watt (83 games).

FEWEST GAMES TO 75.0 SACKS IN NFL CAREER - SINCE 1982

| RANK | PLAYER | GAMES |
|------|--------------|-------|
| 1. | Reggie White | 65 |
| 2. | J.J. Watt | 83 |
| 3. | T.J. Watt | 84 |
| 4. | Bruce Smith | 85 |
| 5. | Von Miller | 90 |

- Watt is the only player since 1982 with 75.0 or more sacks and six or more interceptions in his first six NFL seasons.
- Watt is the only player to accomplish the feat in their first 100 games since 1982.

75.0 SACKS, SIX INTERCEPTIONS IN FIRST 100 CAREER GAMES

| PLAYER | SACKS | INT |
|-----------|-------|-----|
| T.J. Watt | 85.5 | 6 |

- Watt is the only player since 1982 to register 80.0 or more sacks and 15 takeaways in their first 100 career games.

80.0 SACKS, 15 TAKEAWAYS IN FIRST 100 CAREER GAMES

| PLAYER | SACKS | TAKEAWAYS |
|-----------|-------|-----------|
| T.J. Watt | 85.5 | 15 |

- Watt is off to a record-setting pace for sacks to open his NFL career. He has averaged 0.93 sacks/game since entering the League back in 2017, which is the best in NFL history (min. 92 games).

SACKS PER GAME LEADERS IN NFL HISTORY (MIN. 92 GAMES)

| RANK | PLAYER | SACKS/GM |
|------|-----------------|----------|
| 1. | T.J. Watt | 0.93 |
| 2. | Reggie White | 0.85 |
| 3. | Lawrence Taylor | 0.79 |
| 4. | DeMarcus Ware | 0.78 |
| 5. | Dexter Manley | 0.77 |

- Watt's 85.5 sacks are the most in franchise history by a player in their first seven seasons.

MOST SACKS BY STEELER IN FIRST SEVEN NFL SEASONS

| RANK | PLAYER, YEARS | SACKS |
|------|-------------------------|-------|
| 1. | T.J. Watt, 2017-23 | 85.5 |
| 2. | LaMarr Woodley, 2007-13 | 57.0 |
| 3. | Joey Porter, 1999-2005 | 53.0 |
| 4. | Jason Gildon, 1994-2000 | 50.0 |
| 5. | Keith Willis, 1982-1988 | 40.5 |

- Watt (85.5) is the third player since 1982 to record at least 85.5 sacks over his first seven seasons.

MOST SACKS IN FIRST SEVEN SEASONS IN NFL HISTORY

| RANK | PLAYER, YEARS | SACKS |
|------|-------------------------|-------|
| 1. | Reggie White, 1985-1991 | 110.0 |
| 2. | DeMarcus Ware, 2005-11 | 99.5 |
| 3. | T.J. Watt, 2017-23 | 85.5 |
| | Aaron Donald, 2014-2020 | 85.5 |
| 5. | Derrick Thomas, 1989-95 | 85.0 |
| 6. | Von Miller, 2011-17 | 83.5 |
| 7. | Jared Allen, 2004-10 | 83.0 |
| 8. | Richard Dent, 1983-89 | 81.0 |
| 9. | Bruce Smith, 1985-1991 | 78.0 |
| 10. | Simeon Rice, 1996-2002 | 77.5 |

- Watt's 85.5 career sacks are the second-most over a player's first 92 career regular-season games in NFL history.

MOST SACKS IN NFL HISTORY OVER FIRST 92 REGULAR-SEASON GAMES

| RANK | PLAYER | SACKS |
|------|---------------|-------|
| 1. | Reggie White | 99.0 |
| 2. | T.J. Watt | 85.5 |
| 3. | J.J. Watt | 81.0 |
| 4. | Myles Garrett | 80.0 |
| 5. | Bruce Smith | 78.0 |

- Watt led the NFL with 22.5 sacks, tied with Pro Football Hall of Famer Michael Strahan (22.5 sacks in 2001) for the most in a season since 1982, when the individual sack became an official statistic.
- Watt was the fifth player to reach 22.0 sacks in a single season since 1982, when the individual sack became an official NFL statistic.

NFL SINGLE-SEASON SACK LEADERS

| RANK | PLAYER, YEAR | SACKS |
|------|-----------------------|-------|
| 1. | T.J. Watt, 2021 | 22.5 |
| | Michael Strahan, 2001 | 22.5 |
| 3. | Jared Allen, 2011 | 22.0 |
| | Mark Gastineau, 1984 | 22.0 |
| | Justin Houston, 2014 | 22.0 |
| 6. | Chris Doleman, 1989 | 21.0 |
| | Reggie White, 1987 | 21.0 |
| 8. | Aaron Donald, 2018 | 20.5 |
| | Lawrence Taylor, 1986 | 20.5 |
| | J.J. Watt, 2012 | 20.5 |
| | J.J. Watt, 2014 | 20.5 |

- Watt was the 12th player (13th season) to reach 20.0 sacks in a single season since 1982, when the individual sack became an official NFL statistic.
- Watt's 36.0 sacks are the third-most in the NFL since the start of the 2021 season.

NFL SACK LEADERS – SINCE 2021

| RANK | PLAYER | SACKS |
|------|----------------|-------|
| 1. | Myles Garrett | 37.5 |
| 2. | Nick Bosa | 36.5 |
| 3. | T.J. Watt | 36.0 |
| 4. | Haason Reddick | 32.5 |
| 5. | Matt Judon | 32.0 |

- Watt's 51.0 sacks are the most in the NFL lead since the start of the 2020 season.

NFL SACK LEADERS – SINCE 2020

| RANK | PLAYER | SACKS |
|------|------------------|-------|
| 1. | T.J. Watt | 51.0 |
| 2. | Myles Garrett | 49.5 |
| 3. | Haason Reddick | 45.0 |
| 4. | Trey Hendrickson | 42.5 |
| 5. | Matt Judon | 38.0 |

- Watt's 65.5 sacks lead the NFL since the start of the 2019 season.

NFL SACK LEADERS – SINCE 2019

| RANK | PLAYER | SACKS |
|------|------------------|-------|
| 1. | T.J. Watt | 65.5 |
| 2. | Myles Garrett | 59.5 |
| 3. | Matt Judon | 47.5 |
| 4. | Trey Hendrickson | 47.0 |
| 5. | Chris Jones | 46.5 |

- Watt's 78.5 sacks lead the NFL since the start of the 2018 season.

NFL SACK LEADERS – SINCE 2018

| RANK | PLAYER | SACKS |
|------|----------------|-------|
| 1. | T.J. Watt | 78.5 |
| 2. | Myles Garrett | 73.0 |
| 3. | Aaron Donald | 66.5 |
| 4. | Chris Jones | 62.0 |
| 5. | Cameron Jordan | 57.0 |

- Watt's 85.5 career sacks are the most in the NFL since the start of the 2017 season.

NFL SACK LEADERS – SINCE 2017

| RANK | PLAYER | SACKS |
|------|----------------|-------|
| 1. | T.J. Watt | 85.5 |
| 2. | Myles Garrett | 80.0 |
| 3. | Aaron Donald | 77.5 |
| 4. | Cameron Jordan | 70.0 |
| 5. | Chris Jones | 68.5 |

- Watt's 22.5 sacks in 2021, not only led the NFL but are the most in single-season franchise history (James Harrison, 16.0, 2008). His previous single-season high in sacks was 15.0 in 2020.
- Watt's 15.0 sacks in 2020 rank tied for third in single-season franchise history. His 14.5 sacks in 2019 rank fifth and his 13.0 sacks in 2018 rank tied for 10th in a season by a Steelers' defender since the statistic became official in 1982.
- Watt is the only player in franchise history with 13.0 or more sacks in multiple seasons.

STEELERS SINGLE-SEASON SACK LEADERS

| RANK | PLAYER, YEAR | SACKS |
|------|-------------------------|-------|
| 1. | T.J. Watt, 2021 | 22.5 |
| 2. | James Harrison, 2008 | 16.0 |
| 3. | T.J. Watt, 2020 | 15.0 |
| | Mike Merriweather, 1984 | 15.0 |
| 5. | T.J. Watt, 2019 | 14.5 |
| | Alex Highsmith, 2022 | 14.5 |

- Watt, who has registered at least 13.0 sacks in four of his six seasons in the NFL, is already tied for the fourth-most 13.0 or more sack seasons in League history.

MOST SEASONS WITH 13.0+ SACKS IN NFL HISTORY

| RANK | PLAYER | SEASONS |
|------|------------------------------|---------|
| 1. | Reggie White | 9 |
| 2. | Bruce Smith | 7 |
| 3. | Kevin Greene | 6 |
| 4. | T.J. Watt | 4 |
| | Nine other players tied with | 4 |

- Watt has registered at least half a sack against 26 different teams, at least 1.0 sack against 24 teams and multiple sacks against 16 teams.
- Below is a look at his career regular-season sacks by opponent:

| SACKS | TEAM | MOST RECENT |
|-------|-----------------------|-----------------------------------|
| 16.0 | Cleveland Browns | vs. Cleveland, Jan. 8, 2023 |
| 14.0 | Baltimore Ravens | vs. Baltimore, Dec. 11, 2022 |
| 9.0 | Cincinnati Bengals | vs. Cincinnati, Nov. 20, 2022 |
| 3.5 | Indianapolis Colts | vs. Indianapolis, Dec. 27, 2020 |
| 3.0 | Las Vegas Raiders | vs. Las Vegas, Sept. 19, 2021 |
| 3.0 | San Francisco 49ers | vs. San Francisco, Sept. 10, 2023 |
| 3.0 | Jacksonville Jaguars | at Jacksonville, Nov. 18, 2018 |
| 3.0 | Seattle Seahawks | vs. Seattle, Oct. 17, 2021 |
| 3.0 | Atlanta Falcons | vs. Atlanta, Oct. 7, 2018 |
| 3.0 | Chicago Bears | vs. Chicago, Nov. 8, 2021 |
| 3.0 | Green Bay Packers | at Green Bay, Oct. 3, 2021 |
| 2.5 | Carolina Panthers | at Carolina, Dec. 18, 2020 |
| 2.5 | Denver Broncos | vs. Denver, Sept. 20, 2020 |
| 2.5 | Tennessee Titans | vs. Tennessee, Dec. 19, 2021 |
| 2.5 | Buffalo Bills | at Buffalo, Sept. 12, 2022 |
| 2.0 | Miami Dolphins | vs. Miami, Oct. 28, 2019 |
| 2.0 | L.A. Rams | vs. L.A. Rams, Nov. 10, 2019 |
| 1.0 | Houston Texans | vs. Houston, Sept. 27, 2020 |
| 1.0 | Philadelphia Eagles | vs. Philadelphia, Oct. 11, 2020 |
| 1.0 | Washington Commanders | vs. Washington, Dec. 7, 2020 |
| 1.0 | New England Patriots | vs. New England, Dec. 16, 2018 |
| 1.0 | N.Y. Jets | at N.Y. Jets, Dec. 22, 2019 |
| 1.0 | New Orleans Saints | at New Orleans, Dec. 23, 2018 |
| 1.0 | Detroit Lions | vs. Detroit, Nov. 14, 2021 |
| 0.5 | Dallas Cowboys | at Dallas, Nov. 8, 2020 |
| 0.5 | L.A. Chargers | at L.A. Chargers, Oct. 13, 2019 |
| 0.0 | New York Giants | - |
| 0.0 | Arizona Cardinals | - |
| 0.0 | Kansas City Chiefs | - |
| 0.0 | Tampa Bay Buccaneers | - |
| 0.0 | Minnesota Vikings | - |

- Watt has sacked QB Baker Mayfield 8.5 times in his career, more than he's sacked any other quarterback. Watt has brought down 36 different passers in his career, including 23 more than once.

- Below is a look at his career regular-season sacks by quarterback:

| SACKS | PLAYER | MOST RECENT |
|-------|--------------------|-----------------------------------|
| 8.5 | Baker Mayfield | vs. Cleveland, Jan. 3, 2022 |
| 7.5 | Lamar Jackson | vs. Baltimore, Dec. 5, 2021 |
| 3.5 | Jeff Driskel | vs. Denver, Sept. 20, 2020 |
| 3.5 | Joe Burrow | vs. Cincinnati, Nov. 20, 2022 |
| 3.0 | Brock Purdy | vs. San Francisco, Sept. 10, 2023 |
| 3.0 | Jared Goff | vs. Detroit, Nov. 14, 2021 |
| 3.0 | Justin Fields | vs. Chicago, Nov. 8, 2021 |
| 3.0 | Philip Rivers | vs. Indianapolis, Dec. 27, 2020 |
| 3.0 | Blake Bortles | at Jacksonville, Nov. 18, 2018 |
| 3.0 | Matt Ryan | vs. Atlanta, Oct. 7, 2018 |
| 3.0 | Tyrod Taylor | at Cleveland, Sept. 9, 2018 |
| 3.0 | DeShone Kizer | vs. Cleveland, Dec. 31, 2017 |
| 2.5 | Sam Darnold | at N.Y. Jets, Dec. 22, 2019 |
| 2.5 | Josh Allen | at Buffalo, Sept. 12, 2022 |
| 2.5 | Ryan Tannehill | vs. Tennessee, Dec. 19, 2021 |
| 2.5 | Robert Griffin III | vs. Baltimore, Dec. 2, 2020 |
| 2.5 | Andy Dalton | vs. Cincinnati, Sept. 30, 2019 |
| 2.5 | Deshaun Watson | vs. Cleveland, Jan. 8, 2023 |
| 2.0 | Jimmy Garoppolo | at Las Vegas, Sept. 24, 2023 |
| 2.0 | Tyler Huntley | at Baltimore, Jan. 9, 2021 |
| 2.0 | Geno Smith | vs. Seattle, Oct. 17, 2021 |
| 2.0 | Aaron Rodgers | at Green Bay, Oct. 3, 2021 |
| 2.0 | Ryan Finley | at Cincinnati, Dec. 21, 2020 |
| 2.0 | Ryan Fitzpatrick | vs. Miami, Oct. 28, 2019 |
| 1.5 | Brian Hoyer | vs. Indianapolis, Nov. 3, 2019 |
| 1.0 | Anthony Brown | vs. Baltimore, Dec. 11, 2022 |
| 1.0 | Derek Carr | vs. Las Vegas, Sept. 19, 2021 |
| 1.0 | Alex Smith | vs. Washington, Dec. 7, 2020 |
| 1.0 | Carson Wentz | vs. Philadelphia, Oct. 11, 2020 |
| 1.0 | Russell Wilson | vs. Seattle, Sept. 15, 2019 |
| 1.0 | Drew Brees | at New Orleans, Dec. 23, 2018 |
| 1.0 | Tom Brady | vs. New England, Dec. 16, 2018 |
| 1.0 | Cam Newton | at Carolina, Nov. 8, 2018 |
| 1.0 | Joe Flacco | vs. Baltimore, Dec. 10, 2017 |
| 1.0 | Brett Hundley | vs. Green Bay, Nov. 26, 2017 |
| 0.5 | Garrett Gilbert | at Dallas, Nov. 8, 2020 |

- Watt has registered 14.0 sacks in 13 career games vs. Baltimore. James Harrison (16.0) is the only player in NFL history with more sacks against the Ravens and it took him 27 career games.

CAREER SACK LEADERS VS. BALTIMORE

| RANK | PLAYER. GAMES PLAYED | SACKS |
|------|-----------------------|-------|
| 1. | James Harrison, 27 GP | 16.0 |
| 2. | T.J. Watt, 13 GP | 14.0 |
| 3. | Geno Atkins, 19 GP | 10.5 |
| 4. | Carlos Dunlap, 18 GP | 10.0 |
| 5. | Jevon Kearse, 8 GP | 9.0 |

- The only Steelers players with 14.0+ sacks against a single opponent is T.J. Watt (16.0 vs. CLE) and James Harrison (16.0 vs. BLT).

FRANCHISE SACK LEADERS VS. SINGLE OPPONENT

| RANK | PLAYER. OPPONENT (GP) | SACKS |
|------|-------------------------------------|-------|
| 1. | T.J. Watt vs. Cleveland (11) | 16.0 |
| | James Harrison vs. Baltimore (25) | 16.0 |
| 3. | T.J. Watt vs. Baltimore (13) | 14.0 |
| 4. | Cameron Heyward vs. Cincinnati (23) | 12.5 |
| 5. | Jason Gildon vs. Cincinnati (20) | 12.0 |

- The only active NFL players with 14.0+ sacks against a single opponent are Cameron Jordan (23.0 vs. ATL; 17.0 vs. TB), Fletcher Cox (16.5 vs. WAS), Justin Houston (16.5 vs. DEN), Von Miller (16.0 vs. LAC; 15.0 vs. KC) and Aaron Donald (16.0 vs. ARI; 15.5 vs. SEA) – each was accomplished in at least 15 career games.

ACTIVE PLAYERS WITH 14.0+ SACKS VS. SINGLE OPPONENT

| RANK | PLAYER, OPPONENT (GP) | SACKS |
|------|-----------------------------------|-------|
| 1. | Cameron Jordan vs. Atlanta (24) | 23.0 |
| 2. | Cameron Jordan vs. Tampa Bay (24) | 17.0 |
| 3. | Fletcher Cox vs. Washington (21) | 16.5 |
| | Justin Houston vs. Denver (15) | 16.5 |
| 5. | T.J. Watt vs. Cleveland (11) | 16.0 |
| | Aaron Donald vs. Arizona (18) | 16.0 |
| | Von Miller vs. L.A. Chargers (17) | 16.0 |
| 8. | Aaron Donald vs. Seattle (17) | 15.5 |
| 9. | Von Miller vs. Kansas City (19) | 15.0 |
| 10. | T.J. Watt vs. Baltimore (13) | 14.0 |

- Watt recorded 58.0 sacks in 48 career games at Acrisure Stadium. He has collected at least half a sack in 33 of the last 38 home games. No player has registered more sacks over the first 48 career home games in NFL history.

MOST SACKS IN NFL HISTORY OVER FIRST 48 CAREER HOME GAMES

| RANK | PLAYER | SACKS |
|------|----------------|-------|
| 1. | T.J. Watt | 58.0 |
| 2. | Derrick Thomas | 52.5 |
| 3. | Reggie White | 49.0 |
| 4. | J.J. Watt | 45.5 |
| 5. | Jared Allen | 42.0 |

- Watt has recorded at least 1.5 sacks in 24 career games, which is the most by a Steeler since 1982, when the individual sack became an official statistic.

MOST GAMES WITH AT LEAST 1.5 SACKS IN FRANCHISE HISTORY

| RANK | PLAYER | GAMES |
|------|-----------------|-------|
| 1. | T.J. Watt | 24 |
| 2. | James Harrison | 19 |
| 3. | Jason Gildon | 17 |
| 4. | LaMarr Woodley | 16 |
| 5. | Joey Porter | 14 |
| | Cameron Heyward | 14 |

- Watt has recorded at least 2.0 sacks in 19 career games, which is tied for the most by a Steeler since 1982, when the individual sack became an official statistic.

MOST GAMES WITH AT LEAST 2.0 SACKS IN FRANCHISE HISTORY

| RANK | PLAYER | GAMES |
|------|----------------|-------|
| 1. | T.J. Watt | 19 |
| 2. | James Harrison | 17 |
| 3. | Jason Gildon | 15 |
| 4. | LaMarr Woodley | 13 |
| | Joey Porter | 13 |

- Watt has recorded at least 3.0 sacks in six career games, which is tied for the most by a Steeler since 1982, when the individual sack became an official statistic.

MOST GAMES WITH AT LEAST 3.0 SACKS IN FRANCHISE HISTORY

| RANK | PLAYER | GAMES |
|------|-------------------|-------|
| 1. | T.J. Watt | 6 |
| | James Harrison | 6 |
| 3. | Joey Porter | 5 |
| 4. | Mike Merriweather | 3 |
| | Chad Brown | 3 |

T.J. (S)WATT THE QUARTERBACK

- LB T.J. Watt has registered 177 QB hits since entering the NFL in 2017, which is the most in the League over the span.

NFL QUARTERBACK HIT LEADERS – SINCE 2017

| RANK | PLAYER | QB HITS |
|------|---------------|---------|
| 1. | T.J. Watt | 177 |
| 2. | Aaron Donald | 164 |
| 3. | Myles Garrett | 156 |
| 4. | Matt Judon | 155 |
| 5. | Chris Jones | 147 |

- Watt's 164 QB hits lead the NFL since the start of the 2018 season.

NFL QUARTERBACK HIT LEADERS – SINCE 2018

| RANK | PLAYER | QB HITS |
|------|---------------|---------|
| 1. | T.J. Watt | 164 |
| 2. | Myles Garrett | 138 |
| 3. | Aaron Donald | 137 |
| 4. | Matt Judon | 136 |
| 5. | Chris Jones | 134 |

- Watt's 143 QB hits lead the NFL since the start of the 2019 season.

NFL QUARTERBACK HIT LEADERS – SINCE 2019

| RANK | PLAYER | QB HITS |
|------|---------------|---------|
| 1. | T.J. Watt | 143 |
| 2. | Nick Bosa | 122 |
| 3. | Matt Judon | 116 |
| 4. | Myles Garrett | 109 |
| 5. | Chris Jones | 105 |

- Watt's 107 QB hits lead the NFL since the start of the 2020 season.

NFL QUARTERBACK HIT LEADERS – SINCE 2020

| RANK | PLAYER | QB HITS |
|------|---------------|---------|
| 1. | T.J. Watt | 107 |
| 2. | Nick Bosa | 97 |
| 3. | Myles Garrett | 91 |
| 4. | Maxx Crosby | 87 |
| 5. | Chris Jones | 85 |

- Watt's 177 QB hits are the third-most over a player's first seven seasons in NFL history.

MOST QB HITS IN FIRST SEVEN SEASONS IN NFL HISTORY

| RANK | PLAYER | QB HITS |
|------|--------------|---------|
| 1. | J.J. Watt | 218 |
| 2. | Aaron Donald | 200 |
| 3. | T.J. Watt | 177 |
| 4. | Von Miller | 171 |
| 5. | Matt Judon | 156 |

T.J. WATT KNOWS THE TFL

- LB **T.J. Watt** has registered 95 tackles for loss since entering the NFL in 2017, which is the second-most in the League over the span.

NFL TFL LEADERS – SINCE 2017

| RANK | PLAYER | TFL |
|------|----------------|-----|
| 1. | Aaron Donald | 111 |
| 2. | T.J. Watt | 95 |
| 3. | Cameron Jordan | 88 |
| 4. | Matt Judon | 83 |
| 5. | Myles Garrett | 82 |

- Watt's 85 tackles for loss are the second-most in NFL since the start of the 2018 season.

NFL TFL LEADERS – SINCE 2018

| RANK | PLAYER | TFL |
|------|----------------|-----|
| 1. | Aaron Donald | 96 |
| 2. | T.J. Watt | 85 |
| 3. | Myles Garrett | 73 |
| | Maxx Crosby | 73 |
| 5. | Cameron Jordan | 71 |

- Watt's 73 tackles for loss are tied for the most in the NFL since the start of the 2019 season.

NFL TFL LEADERS – SINCE 2019

| RANK | PLAYER | TFL |
|------|---------------|-----|
| 1. | T.J. Watt | 73 |
| | Maxx Crosby | 73 |
| 3. | Aaron Donald | 71 |
| 4. | Myles Garrett | 61 |
| | Nick Bosa | 61 |

- Watt's 59 tackles for loss lead the NFL since the start of the 2020 season.

NFL TFL LEADERS – SINCE 2020

| RANK | PLAYER | TFL |
|------|---------------|-----|
| 1. | T.J. Watt | 59 |
| 2. | Maxx Crosby | 57 |
| 3. | Aaron Donald | 51 |
| 4. | Myles Garrett | 50 |
| 5. | Nick Bosa | 45 |
| | Brian Burns | 45 |

- Watt's 95 tackles for loss are the seventh-most over a player's first seven seasons in NFL history.

MOST TFL IN FIRST SEVEN SEASONS IN NFL HISTORY

| RANK | PLAYER | TFL |
|------|----------------|-----|
| 1. | J.J. Watt | 136 |
| 2. | Aaron Donald | 131 |
| 3. | Von Miller | 111 |
| 4. | Lavonte David | 106 |
| 5. | Khalil Mack | 97 |
| 6. | Clay Matthews | 96 |
| 7. | T.J. Watt | 95 |
| 8. | Ndamukong Suh | 94 |
| | Ryan Kerrigan | 94 |
| | Chandler Jones | 94 |

WATT WRESTLES AWAY THE FOOTBALL

- LB **T.J. Watt** has registered 25 forced fumbles since entering the NFL in 2017, which is the most in the League over the span.

NFL FORCED FUMBLE LEADERS – SINCE 2017

| RANK | PLAYER | FF |
|------|-------------------|----|
| 1. | T.J. Watt | 25 |
| 2. | Aaron Donald | 20 |
| | Chandler Jones | 20 |
| 4. | Khalil Mack | 19 |
| 5. | Shaquille Leonard | 17 |
| | Yannick Ngakoue | 17 |
| | Demarcus Lawrence | 17 |

- Watt's 25 career forced fumbles are the second-most by a Steelers player since 1994.

STEELERS FORCED FUMBLE LEADERS – SINCE 1994

| RANK | PLAYER | GP | FF |
|------|----------------|-----|----|
| 1. | James Harrison | 177 | 32 |
| 2. | T.J. Watt | 92 | 25 |
| 3. | Joey Porter | 122 | 18 |
| | Jason Gildon | 158 | 18 |
| 5. | Levon Kirkland | 144 | 14 |

- Watt's 24 forced fumbles lead the NFL since the start of the 2018 season.

NFL FORCED FUMBLE LEADERS – SINCE 2018

| RANK | PLAYER | FF |
|------|-------------------|----|
| 1. | T.J. Watt | 24 |
| 2. | Khalil Mack | 18 |
| | Chandler Jones | 18 |
| 4. | Shaquille Leonard | 17 |
| 5. | Aaron Donald | 15 |

- Watt's 18 forced fumbles lead the NFL since the start of the 2019 season.

NFL FORCED FUMBLE LEADERS – SINCE 2019

| RANK | PLAYER | FF |
|------|-------------------|----|
| 1. | T.J. Watt | 18 |
| 2. | Chandler Jones | 15 |
| 3. | Shaquille Leonard | 13 |
| | Haason Reddick | 13 |
| 5. | Shaquil Barrett | 12 |
| | Marlon Humphrey | 12 |
| | Khalil Mack | 12 |

- Watt's 25 forced fumbles are tied for the fourth-most over a player's first seven seasons in NFL history.

MOST FORCED FUMBLES IN FIRST SEVEN SEASONS IN NFL HISTORY

| RANK | PLAYER | FF |
|------|----------------|----|
| 1. | Dwight Freeney | 35 |
| 2. | Robert Mathis | 33 |
| 3. | DeMarcus Ware | 27 |
| 4. | T.J. Watt | 25 |
| | Julius Peppers | 25 |

- Watt's 10 fumble recoveries are tied for the second-most in the NFL since the start of the 2017 season.

NFL FUMBLE RECOVERIES LEADERS – SINCE 2017

| RANK | PLAYER | FR |
|------|----------------------------------|----|
| 1. | Lavonte David | 12 |
| 2. | T.J. Watt | 10 |
| | Vonn Bell | 10 |
| | Justin Houston | 10 |
| 5. | Five different players tied with | 9 |

- Watt's 10 fumble recoveries are the most in the NFL since the start of the 2019 season.

NFL FUMBLE RECOVERIES LEADERS – SINCE 2019

| RANK | PLAYER | FR |
|------|------------------|----|
| 1. | T.J. Watt | 10 |
| 2. | Vonn Bell | 9 |
| | Devin White | 9 |
| 4. | Chandler Jones | 8 |
| 5. | DeForest Buckner | 7 |
| | Kyle Van Noy | 7 |

- Watt's 33 combined interceptions, forced fumbles and fumble recoveries are the most in the NFL since the start of the 2019 season.

NFL COMBINED (INT, FF, FR) LEADERS – SINCE 2019

| RANK | PLAYER | INT. | FF | FR | TOT. |
|------|--------------------|------|----|----|------|
| 1. | T.J. Watt | 5 | 18 | 10 | 33 |
| 2. | Shaquille Leonard | 10 | 13 | 5 | 28 |
| 3. | Minkah Fitzpatrick | 17 | 4 | 5 | 26 |
| | J.C. Jackson | 23 | 1 | 2 | 26 |
| | Vonn Bell | 7 | 10 | 9 | 26 |
| | Justin Simmons | 21 | 3 | 2 | 26 |

FITZPATRICK DOES IT AGAIN

- 5 **Minkah Fitzpatrick**, three-time Associated Press First Team All-Pro (2019, 2020, 2022), leads the Steelers with 41 tackles (29 solo). His 41 tackles after five games are the most by a Steelers defensive back since at least 2000.

MOST TACKLES BY STEELERS DB AFTER FIVE GAMES – SINCE 2000

| RANK | PLAYER, SEASON | TACKLES |
|------|--------------------------|---------|
| 1. | Minkah Fitzpatrick, 2023 | 41 |
| 2. | Minkah Fitzpatrick, 2021 | 38 |
| 3. | Terrell Edmunds, 2019 | 37 |
| | Ryan Clark, 2013 | 37 |
| 5. | Ike Taylor, 2005 | 36 |

- Fitzpatrick's 22 total takeaways (17 interceptions and five fumble recoveries) are tied for the third-most in the NFL since the start of the 2019 season.

NFL TAKEAWAY (INT AND FR) LEADERS – SINCE 2019

| RANK | PLAYER | INT. | FR | TOT. |
|------|--------------------|------|----|------|
| 1. | J.C. Jackson | 23 | 2 | 25 |
| 2. | Justin Simmons | 21 | 2 | 23 |
| 3. | Minkah Fitzpatrick | 17 | 5 | 22 |
| | Xavien Howard | 18 | 4 | 22 |
| 5. | Tyrann Mathieu | 17 | 4 | 21 |

- Fitzpatrick's 17 interceptions are tied for the sixth-most in the NFL since the start of the 2019 season.

NFL INTERCEPTION LEADERS – SINCE 2019

| RANK | PLAYER | INTS |
|------|--------------------|------|
| 1. | J.C. Jackson | 23 |
| 2. | Justin Simmons | 21 |
| 3. | Trevon Diggs | 18 |
| | Xavien Howard | 18 |
| | Quandre Diggs | 18 |
| 6. | Minkah Fitzpatrick | 17 |
| | Tyrann Mathieu | 17 |

- Fitzpatrick's 26 combined interceptions (17), forced fumbles (four) and fumble recoveries (five) are tied for the third-most in the NFL since the start of the 2019 season.

NFL COMBINED (INT, FF, FR) LEADERS – SINCE 2019

| RANK | PLAYER | INT. | FF | FR | TOT. |
|------|--------------------|------|----|----|------|
| 1. | T.J. Watt | 5 | 18 | 10 | 33 |
| 2. | Shaquille Leonard | 10 | 13 | 5 | 28 |
| 3. | Minkah Fitzpatrick | 17 | 4 | 5 | 26 |
| | J.C. Jackson | 23 | 1 | 2 | 26 |
| | Vonn Bell | 7 | 10 | 9 | 26 |
| | Justin Simmons | 21 | 3 | 2 | 26 |

- Fitzpatrick's five defensive TDs are tied for the third-most in the NFL among active players.

NFL ACTIVE DEFENSIVE TOUCHDOWN LEADERS

| RANK | PLAYER | TDS |
|------|--------------------|-----|
| 1. | Marcus Peters | 7 |
| 2. | Eddie Jackson | 6 |
| 3. | Minkah Fitzpatrick | 5 |
| | Darius Slay | 5 |
| | Deion Jones | 5 |

- Fitzpatrick's five defensive TDs lead the NFL since he entered the League in 2018.

NFL DEFENSIVE TOUCHDOWN LEADERS – SINCE 2018

| RANK | PLAYER | TDS |
|------|--------------------|-----|
| 1. | Minkah Fitzpatrick | 5 |
| | Darius Slay | 5 |
| 3. | Marcus Peters | 4 |
| | Eddie Jackson | 4 |
| | Denzel Ward | 4 |
| | Troy Hill | 4 |

- Fitzpatrick became the fourth player in NFL history with an interception return for TD in four of his first five seasons, joining Nate Clements, Pro Football Hall of Famer Ken Houston and Deion Jones.
- Fitzpatrick has two career multi-interception games (2018-22).

FITZPATRICK BLOCK PARTY

- Minkah Fitzpatrick returned an interception for a TD and blocked an extra-point at Cincinnati in Week 1 of 2022 at Cincinnati. He is one of five players to have a pick-6 and a blocked kick in the same game since 2000 and the only to have a blocked extra-point and a pick-6 in the same game over the span.

PLAYERS WITH INT TD AND BLOCKED KICK IN SAME GAME SINCE 2000

| PLAYER. TEAM | OPPONENT |
|---|---------------------------------|
| Minkah Fitzpatrick, Pittsburgh Steelers | at CIN (09/11/2022) – PAT |
| Jonathan Jones, New England Patriots | vs. IND (11/06/2022) – Punt |
| Patrick Chung, New England Patriots | at MIA (10/04/2010) – Punt & FG |
| Julius Peppers, Carolina Panthers | at TB (11/28/2004) – FG |
| Chad Williams, Baltimore Ravens | at CIN (12/01/2002) – Punt |

ALEX(ANDER) THE GREAT

- LB Alex Highsmith's registered two tackles (two solo), 1.0 sack, one forced fumble and one strip sack in Week 5 vs. Baltimore.
- He recorded seven tackles (five solo), 1.0 sack, one strip sack, one forced fumble, two quarterback hits, one tackle for loss, one interception and one pass defended in Week 2 vs. Cleveland.
- His interception return for TD came nine seconds into game against the Browns. It was the fastest TD to open a game for the Steelers since the 1970 AFL-NFL merger.
- The previous mark was 12 seconds into the game, and it came on Jan. 9, 1983 vs. San Diego (AFC Wildcard, Guy Ruff recovered a fumble on the opening kickoff).
- Highsmith picked off Deshaun Watson on the Browns' first offensive play of the game and returned 30 yards for a TD. It marked the first interception return for TD since Week 1 of 2022 (Minkah Fitzpatrick at Cincinnati) and first interception return for TD by a linebacker since Week 8 of 2020 (Robert Spillane at Baltimore).
- It also marked the first interception return for TD at home since Week 12 of 2020 (Joe Haden vs. Baltimore) and first interception return for TD at home by a linebacker since Week 14 of 2010 (LaMarr Woodley vs. Cincinnati).
- Highsmith's 16.5 sacks are tied for the ninth-most in the NFL since the start of the 2022 season.

NFL SACK LEADERS – SINCE 2022

| RANK | PLAYER | SACKS |
|------|-----------------|-------|
| 1. | Myles Garrett | 21.5 |
| | Haason Reddick | 21.5 |
| 3. | Nick Bosa | 21.0 |
| | Chris Jones | 21.0 |
| 5. | Matt Judon | 19.5 |
| 6. | Danielle Hunter | 18.5 |
| 7. | Maxx Crosby | 18.0 |
| 8. | Micah Parsons | 17.5 |
| 9. | Alex Highsmith | 16.5 |
| | Brian Burns | 16.5 |

- Highsmith's 14.5 sacks in 2022 were tied for the fifth-most in single-season franchise history.

STEELERS SINGLE-SEASON SACK LEADERS

| RANK | PLAYER. YEAR | SACKS |
|------|-------------------------|-------|
| 1. | T.J. Watt, 2021 | 22.5 |
| 2. | James Harrison, 2008 | 16.0 |
| 3. | T.J. Watt, 2020 | 15.0 |
| | Mike Merriweather, 1984 | 15.0 |
| 5. | T.J. Watt, 2019 | 14.5 |
| | Alex Highsmith, 2022 | 14.5 |
| 7. | Kevin Greene, 1994 | 14.0 |
| | Keith Willis, 1983 | 14.0 |
| 9. | LaMarr Woodley, 2009 | 13.5 |
| | Jason Gildon, 2000 | 13.5 |

- Highsmith's seven forced fumbles are the most in the NFL since the start of the 2022 season.

NFL FORCED FUMBLE LEADERS – SINCE 2022

| RANK | PLAYER | FF |
|------|------------------------------------|----|
| 1. | Alex Highsmith | 7 |
| 2. | Josh Allen | 6 |
| 3. | Haason Reddick | 5 |
| | Uchenna Nwosu | 5 |
| 5. | 11 different players are tied with | 4 |

- Highsmith six strip sacks are the most in the NFL since the start of the 2022 season.

NFL STRIP SACKS LEADER – SINCE 2022

| RANK | PLAYER | STRIP SACKS |
|------|------------------|-------------|
| 1. | Alex Highsmith | 6 |
| 2. | Haason Reddick | 5 |
| | Josh Allen | 5 |
| 4. | Darrell Taylor | 4 |
| | Trey Hendrickson | 4 |

- Highsmith has recorded 18.5 sacks in his last 25 games, dating back to Week 16 of the 2021 season, which is tied for the sixth-most in the NFL over the span.

NFL SACK LEADERS SINCE WEEK 16 OF 2021

| RANK | PLAYER | SACKS |
|------|-----------------|-------|
| 1. | Chris Jones | 23.0 |
| 2. | Myles Garrett | 22.5 |
| 3. | Nick Bosa | 21.5 |
| | Haason Reddick | 21.5 |
| 5. | Maxx Crosby | 21.0 |
| 6. | Alex Highsmith | 19.5 |
| | Matt Judon | 19.5 |
| 8. | T.J. Watt | 18.5 |
| | Danielle Hunter | 18.5 |
| | Micah Parsons | 18.5 |

- Highsmith has recorded seven strip sacks in his last 25 games, dating back to Week 16 of the 2021 season, which is the most in the NFL over the span.

NFL STRIP SACK LEADERS SINCE WEEK 16 OF 2021

| RANK | PLAYER | STRIP SACKS |
|------|------------------|-------------|
| 1. | Alex Highsmith | 7 |
| 2. | Haason Reddick | 5 |
| | Josh Allen | 5 |
| 4. | Darrell Taylor | 4 |
| | Trevis Gipson | 4 |
| | Trey Hendrickson | 4 |

- Highsmith has registered eight forced fumbles in his last 25 games, dating back to Week 16 of the 2021 season, which is the most in the NFL over the span.

NFL FORCED FUMBLE LEADERS SINCE WEEK 16 OF 2021

| RANK | PLAYER | FF |
|------|-----------------------------|----|
| 1. | Alex Highsmith | 8 |
| 2. | Josh Allen | 6 |
| 3. | Haason Reddick | 5 |
| | Uchenna Nwosu | 5 |
| 5. | T.J. Watt | 4 |
| | 14 others players tied with | 4 |

ALL THINGS COVERED

- Three-time NFL All-Pro CB **Patrick Peterson** finished the 2022 season with 66 total tackles (56 solo), 15 passes defended and five interceptions.
- His six interceptions are tied for the fourth-most in the NFL since the start of the 2022 season.

NFL INTERCEPTION LEADERS – SINCE 2022

| RANK | PLAYER | INT |
|------|-------------------------|-----|
| 1. | Daron Bland | 8 |
| 2. | Justin Simmons | 7 |
| | Jessie Bates | 7 |
| 4. | Patrick Peterson | 6 |
| | Minkah Fitzpatrick | 6 |
| | Levi Wallace | 6 |
| | Five other players tied | 6 |

- His 21 passes defended are tied for the third-most in the NFL since the start of the 2022 season.

NFL PASSES DEFENSED LEADERS – SINCE 2022

| RANK | PLAYER | PD |
|------|------------------------|----|
| 1. | Darius Williams | 25 |
| 2. | Sauce Gardner | 23 |
| 3. | Patrick Peterson | 21 |
| | James Bradberry | 21 |
| 5. | Levi Wallace | 20 |
| | two other players tied | 20 |

- According to Pro Football Focus, Peterson finished 2022 with the third-highest coverage grade in the NFL among corners who played a min. of 400 defensive snaps and his highest coverage grade since 2018 (83.7).

NFL CB COVERAGE GRADE LEADERS IN 2022

| RANK | PLAYER | GRADE |
|------|--------------------|-------|
| 1. | Sauce Gardner | 90.2 |
| 2. | Patrick Surtain II | 86.7 |
| 3. | Patrick Peterson | 82.5 |
| 4. | Jaire Alexander | 82.1 |
| 5. | Tyson Campbell | 81.2 |

- Since entering the league in 2011, Peterson has recorded 35 interceptions, which is the second-most in the NFL over the span.

NFL INTERCEPTION LEADERS – SINCE 2011

| RANK | PLAYER | INT |
|------|------------------|-----|
| 1. | Richard Sherman | 37 |
| 2. | Patrick Peterson | 35 |
| 3. | Harrison Smith | 34 |
| 4. | Tashaun Gipson | 33 |
| 5. | Marcus Peters | 32 |

- His 35 interceptions are the most among active players in the NFL.

NFL ACTIVE INTERCEPTION LEADERS

| RANK | PLAYER | INT |
|------|------------------|-----|
| 1. | Patrick Peterson | 35 |
| 2. | Harrison Smith | 34 |
| 3. | Tashaun Gipson | 33 |
| 4. | Marcus Peters | 32 |
| 5. | Stephon Gilmore | 30 |
| | Tyrann Mathieu | 30 |

- Since entering the league in 2011, Peterson has recorded 117 passes defended, which is the sixth-most in the NFL over the span.

NFL PASSES DEFENSED LEADERS – SINCE 2011

| RANK | PLAYER | PDS |
|------|------------------|-----|
| 1. | Joe Haden | 137 |
| | Darius Slay | 137 |
| 3. | Stephon Gilmore | 132 |
| 4. | Janoris Jenkins | 125 |
| 5. | Johnathan Joseph | 124 |
| 6. | Patrick Peterson | 117 |

- His 117 passes defended are the third-most among active players in the NFL.

NFL ACTIVE PASSES DEFENSED LEADERS

| RANK | PLAYER | PDS |
|------|------------------|-----|
| 1. | Darius Slay | 137 |
| 2. | Stephon Gilmore | 132 |
| 3. | Patrick Peterson | 117 |
| 4. | Kareem Jackson | 109 |
| 5. | James Bradberry | 103 |

- Peterson, who was chosen with the fifth overall pick in the 2011 NFL Draft and eight-time Pro Bowl selection, has at least one interception in each of his 13 NFL seasons, which is the league's longest active streak.

NFL ACTIVE STREAK OF CONSECUTIVE SEASONS WITH INTERCEPTION

| RANK | PLAYER | SEASONS |
|------|------------------|---------|
| 1. | Patrick Peterson | 13 |
| 2. | Tashaun Gipson | 11 |
| | Stephon Gilmore | 11 |
| 4. | Tyrann Mathieu | 10 |
| | Duron Harmon | 10 |

CONVERTING WHEN IT MATTERS

- The Steelers have converted on 12 of 19 fourth-down attempts since the start of the 2022 season, which ranks fourth in the NFL in fourth down-conversion percentage (63.2%).
- Pittsburgh has improved significantly since 2021, when they ranked 24th (47.6%).

HIGHEST FOURTH-DOWN CONVERSION PCT. – SINCE 2022

| RANK | TEAM | 4TH% |
|------|---------------------|------|
| 1. | L.A. Rams | 77.8 |
| 2. | Kansas City Chiefs | 68.8 |
| 3. | Philadelphia Eagles | 66.7 |
| 4. | Pittsburgh Steelers | 63.2 |
| 5. | Las Vegas Raiders | 61.3 |

PROTECTING THE QB

- Since the start of the 2019 season, Pittsburgh ranks tied for third in sacks allowed per pass attempt (5.0%).

NFL FEWEST SACKS ALLOWED PER PASS ATTEMPT – SINCE 2019

| RANK | TEAM | SACKS ALLOWED PCT. |
|------|----------------------|--------------------|
| 1. | Kansas City Chiefs | 3.8 |
| 2. | Tampa Bay Buccaneers | 3.9 |
| 3. | Pittsburgh Steelers | 5.0 |
| | Dallas Cowboys | 5.0 |
| 5. | L.A. Chargers | 5.1 |
| | Buffalo Bills | 5.1 |

- Pittsburgh has allowed 136 sacks since the start of the 2019 season, which is tied for the fourth-fewest in the NFL over the span.

NFL FEWEST SACKS ALLOWED – SINCE 2019

| RANK | TEAM | SACKS ALLOWED |
|------|----------------------|---------------|
| 1. | Kansas City Chiefs | 109 |
| 2. | Tampa Bay Buccaneers | 119 |
| 3. | Green Bay Packers | 132 |
| 4. | Pittsburgh Steelers | 136 |
| | Buffalo Bills | 136 |

PICK(ETT) AND ROLL

- QB **Kenny Pickett** completed 18-of-32 passes for 224 yards, one TD, no interceptions and a 88.5 rating vs. Baltimore in Week 5. He threw a 41-yard TD pass to WR George Pickens with 1:17 remaining in the fourth quarter that gave the Steelers a 14-10 lead.
- Pickett rallied the Steelers from a tie or deficit in the fourth quarter for the fourth time in his career, which is tied for the fourth-most in the NFL since the start of the 2022 season.

NFL MOST 4TH QUARTER COMEBACKERS – SINCE 2022

| RANK | PLAYER. TEAM | COMEBACKS |
|------|------------------------------------|-----------|
| 1. | Kirk Cousins, Minnesota Vikings | 8 |
| 2. | Justin Herbert, L.A. Chargers | 5 |
| | Daniel Jones, N.Y. Giants | 5 |
| 4. | Kenny Pickett, Pittsburgh Steelers | 4 |
| | Seven other players tied with | 4 |

- Pickett led the Steelers to an offensive scoring drive in the 4th quarter, with the team trailing by one score, to either tie or take the lead for the fifth time in his career, which is tied for the fourth-most since the start of the 2022 season.

NFL MOST GAMEWINNING DRIVES – SINCE 2022

| RANK | PLAYER. TEAM | GWD |
|------|------------------------------------|-----|
| 1. | Kirk Cousins, Minnesota Vikings | 8 |
| 2. | Justin Herbert, L.A. Chargers | 6 |
| | Daniel Jones, N.Y. Giants | 6 |
| 4. | Kenny Pickett, Pittsburgh Steelers | 5 |
| | Three other players tied with | 5 |

- Pickett picked up his sixth career regular-season victory in games decided by six points or less in Week 5 vs. Baltimore.
- His six regular-season victories in games decided by six points or less with him under center are tied for the fifth-most in the NFL since the start of the 2022 season.

NFL MOST QB WINS BY SIX POINTS OR LESS – SINCE 2022

| RANK | PLAYER. TEAM | WINS |
|------|-------------------------------------|------|
| 1. | Patrick Mahomes, Kansas City Chiefs | 8 |
| | Jalen Hurts, Philadelphia Eagles | 8 |
| | Justin Herbert, L.A. Chargers | 8 |
| | Kirk Cousins, Minnesota Vikings | 8 |
| 5. | Kenny Pickett, Pittsburgh Steelers | 6 |
| | Three other players tied with | 6 |

- Pittsburgh improved to 6-2 (.750) in regular-season games decided by six points or less with him under center.
- His .750 regular-season winning percentage in games decided by six points or less with him under center is the third-highest in the NFL since the start of the 2022 season (min. eight games started).

NFL HIGHEST QB WIN PCT. BY SIX POINTS OR LESS – SINCE 2022 (MIN. 8)

| RANK | PLAYER. TEAM | W | L | T | WIN PCT. |
|------|-------------------------------------|---|---|---|----------|
| 1. | Jalen Hurts, Philadelphia Eagles | 8 | 1 | 0 | .889 |
| 2. | Daniel Jones, N.Y. Giants | 6 | 1 | 1 | .813 |
| 3. | Kenny Pickett, Pittsburgh Steelers | 6 | 2 | 0 | .750 |
| 4. | Kirk Cousins, Minnesota Vikings | 8 | 3 | 0 | .727 |
| 5. | Patrick Mahomes, Kansas City Chiefs | 8 | 4 | 0 | .667 |
| | Tua Tagovailoa, Miami Dolphins | 6 | 3 | 0 | .667 |

- Pickett completed 16-of-28 passes (57.1 percent) for 235 yards, two TDs, no interceptions and a 108.5 rating in Week 3 at Las Vegas.
- He threw a career-long 72-yard TD pass to WR **Calvin Austin III** on the Steelers third drive of the game to tie the score, 7-7.
- Pickett threw a 13-yard TD pass to TE **Pat Freiermuth** with 4:00 remaining in the third quarter that gave the Steelers a 23-7 lead.
- He threw 70+ yard TD passes in Week 2 and Week 3 (also had a 71-yard TD pass to WR **George Pickens** in Week 2 vs. Cleveland).
- Pickett is the fourth QB in franchise history with TD passes of at least 70 yards in back-to-back games and first since Ben Roethlisberger in Weeks 11 and 12 of 2018 (at Jacksonville, at Denver).
- Pickett has thrown an interception on 1.9% of his pass attempts, which is tied for the fifth-lowest as a starting signal caller over his first 17 career starts since 2013.

LOWEST INT PCT. BY STARTING QB – SINCE 2013 (FIRST 17 GS)

| RANK | PLAYER | INT/ATT |
|------|---------------------------------------|---------|
| 1. | Dak Prescott, Dallas Cowboys | 0.8% |
| 2. | Gardner Minshew, Jacksonville Jaguars | 1.3% |
| 3. | Jacoby Brissett, Indianapolis Colts | 1.4% |
| | Lamar Jackson, Baltimore Ravens | 1.8% |
| 5. | Kenny Pickett, Pittsburgh Steelers | 1.9% |
| | Justin Herbert, L.A. Chargers | 1.9% |
| 7. | Derek Carr, Las Vegas Raiders | 2.0% |
| | Tua Tagovailoa, Miami Dolphins | 2.0% |
| 9. | Jared Goff, L.A. Rams | 2.1% |
| | Joe Burrow, Cincinnati Bengals | 2.1% |
| | Patrick Mahomes, Kansas City Chiefs | 2.1% |

- Pickett has thrown 10 interceptions, which is the fifth-fewest as a starting signal caller over his first 17 career starts since 2013.

FEWEST INTERCEPTIONS BY STARTING QB – SINCE 2013 (FIRST 17 GS)

| RANK | PLAYER | INT |
|------|---------------------------------------|-----|
| 1. | Dak Prescott, Dallas Cowboys | 4 |
| 2. | Jacoby Brissett, Indianapolis Colts | 7 |
| 3. | Gardner Minshew, Jacksonville Jaguars | 8 |
| | Lamar Jackson, Baltimore Ravens | 8 |
| 5. | Kenny Pickett, Pittsburgh Steelers | 10 |

MITCH EXCELS IN A PINCH

- QB **Mitch Trubisky** played in seven games (five starts) for the Steelers in 2022. He completed 117-of-180 passes for 1,252 yards and four TDs.
- Trubisky, who started the first four games of the season, made three appearances for an injured QB **Kenny Pickett**.
- Trubisky completed 17-of-22 passes for 179 yards with no interceptions and helped convert a season-high 12-of-16 third-down conversions in Week 15 of 2022 at Carolina.
- Trubisky completed 22-of-30 passes for 276 yards and a TD in Week 14 of 2022 vs. Baltimore.
- In duty vs. Carolina, Baltimore and Tampa Bay in 2022, Trubisky completed 48-of-64 passes for 599 yards, two TDs and three interceptions. His passer rating was 94.46.

- Trubisky completed 9-of-12 passes (75.0 percent) for 144 yards, one TD and a 142.4 rating in Week 6 of 2022 vs. Tampa Bay after entering the game following a third-quarter injury to QB **Kenny Pickett**.
- Trubisky was lights out on third down against the Buccaneers in Week 6 of 2022. He completed 5-of-7 passes (71.4 percent) for 118 yards on third down, including five completions that netted a first down.

TRUBISKY ON THIRD DOWN VS. TAMPA BAY IN 2022

| QTR | LOS | DIST. | PLAY |
|-----|--------|--------|---|
| 3 | PIT 20 | 3rd-15 | Pass to Chase Claypool to PIT 36 for 16 yards |
| 3 | PIT 41 | 3rd-5 | Pass incomplete to Diontae Johnson |
| 3 | TB 47 | 3rd-5 | Pass incomplete to Jaylen Warren |
| 4 | PIT 26 | 3rd-13 | Pass to George Pickens to PIT 40 for 14 yards |
| 4 | PIT 44 | 3rd-6 | Pass to Co. Heyward to TB 11 for 45 yards |
| 4 | PIT 20 | 3rd-15 | Pass to Chase Claypool to PIT 37 for 17 yards |
| 4 | PIT 36 | 3rd-11 | Pass to Chase Claypool to TB 38 for 26 yards |

- Trubisky converted a quartet of third down plays of longer than 11 yards in the second half vs. Tampa Bay in Week 6 of 2022.
- The four such third-down conversions (11+ yards) are the most by a Steelers quarterback since Ben Roethlisberger had four at Denver in Week 1 of 2012.

MOST THIRD-DOWN PASS CONVERSIONS OF 11+ YARDS BY STEELERS QB – SINCE 2000

| RK | PLAYER. OPP. | YEAR | 3RD 11+ YDS |
|----|------------------------------------|-------------|-------------|
| 1. | Mitch Trubisky vs. Tampa Bay | 2022, Wk 6 | 4 |
| | Ben Roethlisberger at Denver | 2012, Wk 1 | 4 |
| 3. | Ben Roethlisberger vs. Tennessee | 2020, Wk 7 | 3 |
| | Mason Rudolph vs. Miami | 2019, Wk 8 | 3 |
| | Ben Roethlisberger vs. New England | 2011, Wk 8 | 3 |
| | Tommy Maddox vs. Cincinnati | 2003, Wk 13 | 3 |

- Trubisky is 31-24 (.564) in his career as a starter, including a 27-16 (.628) mark since the start of 2018.
- His .564 career winning percentage is the eighth-highest by an active QB in the League with a min. of 50 starts.

HIGHEST CAREER WIN PCT. (ACTIVE QB, MIN. 50 STARTS)

| RANK | PLAYER | W | L | T | WIN PCT. |
|------|-----------------|-----|----|---|----------|
| 1. | Patrick Mahomes | 69 | 17 | 0 | .802 |
| 2. | Lamar Jackson | 49 | 18 | 0 | .731 |
| 4. | Josh Allen | 56 | 26 | 0 | .683 |
| 3. | Jimmy Garoppolo | 43 | 19 | 0 | .694 |
| 5. | Aaron Rodgers | 148 | 75 | 1 | .663 |
| 6. | Dak Prescott | 64 | 38 | 0 | .627 |
| 7. | Russell Wilson | 109 | 69 | 1 | .612 |
| 8. | Mitch Trubisky | 31 | 24 | 0 | .564 |
| 9. | Jared Goff | 59 | 46 | 1 | .561 |
| 10. | Ryan Tannehill | 80 | 69 | 0 | .537 |

NAJEE HARRIS (ING) OPPOSING DEFENSES

- RB **Najee Harris** can become the fourth player since 2000 with at least 1,000 rushing yards and 10 scrimmage TDs in each of his first three career seasons, joining Chris Johnson, Adrian Peterson and LaDainian Tomlinson.
- Harris eclipsed 1,000 yards rushing for the second consecutive season in 2022. He is the first running back in franchise history to rush for at least 1,000 yards in each of his first two seasons in the NFL.

- Harris went 430 scrimmage touches (347 rushes and 83 receptions) to open his career without a fumble, which was tied for the seventh-most scrimmage touches (sixth among running backs) without a fumble to open a career in NFL history.
- Harris had 428 career rushes before his first fumble on a rush, which is the fifth-most rushes without a fumble to open a career in NFL history.
- Harris led the team with 14 carries for 71 yards (5.1 avg.) while adding 32 receiving yards on one reception (32.0 avg.) in Week 4 at Houston.
- Harris is one of two players in the NFL with 2,400 or more rushing yards and 700 or more receiving yards since the start of the 2021 season.

PLAYERS WITH 2,400+ RUSH YARDS, 700+ REC. YARDS – SINCE 2021

| PLAYER. TEAM | RUSH YDS | REC YDS |
|-----------------------------------|----------|---------|
| Najee Harris, Pittsburgh Steelers | 2,481 | 733 |
| Josh Jacobs, Las Vegas Raiders | 2,837 | 957 |

- Harris' 2,481 rush yards are the fifth-most in the NFL since the start of the 2021 season.

MOST RUSH YARDS – SINCE 2021

| RANK | PLAYER. TEAM | YDS |
|------|--|-------|
| 1. | Nick Chubb, Cleveland Browns | 2,954 |
| 3. | Derek Henry, Tennessee Titans | 2,900 |
| 3. | Josh Jacobs, Las Vegas Raiders | 2,837 |
| 4. | Jonathan Taylor, Indianapolis Colts | 2,709 |
| 5. | Najee Harris, Pittsburgh Steelers | 2,481 |
| 6. | Dalvin Cook, N.Y. Jets | 2,441 |
| 7. | Joe Mixon, Cincinnati Bengals | 2,385 |
| 8. | Miles Sanders, Carolina Panthers | 2,213 |
| 9. | Christian McCaffrey, San Francisco 49ers | 2,134 |
| 10. | Saquon Barkley, N.Y. Giants | 2,112 |

- Harris' 3,214 scrimmage yards are the eighth-most by a running back in the NFL since the start of the 2021 season.

MOST SCRIMMAGE YARDS BY RUNNING BACK – SINCE 2021

| RANK | PLAYER. TEAM | YDS |
|------|--|-------|
| 1. | Josh Jacobs, Las Vegas Raiders | 3,794 |
| 2. | Derrick Henry, Tennessee Titans | 3,569 |
| 3. | Christian McCaffrey, San Francisco 49ers | 3,395 |
| 4. | Nick Chubb, Cleveland Browns | 3,388 |
| 5. | Austin Ekeler, L.A. Chargers | 3,359 |
| 6. | Jonathan Taylor, Indianapolis Colts | 3,274 |
| 7. | Joe Mixon, Cincinnati Bengals | 3,244 |
| 8. | Najee Harris, Pittsburgh Steelers | 3,214 |
| 9. | Alvin Kamara, New Orleans Saints | 3,009 |
| 10. | Dalvin Cook, N.Y. Jets | 3,006 |

FREIERMUTH, FLYING HIGH

- TE **Pat Freiermuth** has registered 71 catches for 785 yards (11.1 avg.) and three TDs since the start of the 2022.
- Freiermuth is expected to return to the lineup after missing Week 5 vs. Baltimore.
- His 71 receptions are tied for the 12th-most by a tight end since the start of the 2022 season.

MOST RECEPTIONS BY TIGHT END – SINCE 2022

| RANK | PLAYER | REC. |
|-------|-------------------------------------|------|
| 1. | Travis Kelce, Kansas City Chiefs | 146 |
| 2. | T.J. Hockenson, Minnesota Vikings | 122 |
| 3. | Evan Engram, Jacksonville Jaguars | 109 |
| 4. | Mark Andrews, Baltimore Ravens | 97 |
| 5. | Tyler Higbee, L.A. Rams | 92 |
| 6. | Dallas Goedert, Philadelphia Eagles | 81 |
| 7. | George Kittle, San Francisco 49ers | 78 |
| | Tyler Conklin, N.Y. Jets | 78 |
| | Dalton Schultz, Houston Texans | 78 |
| 10. | David Njoku, Cleveland Browns | 77 |
| t-12. | Pat Freiermuth, Pittsburgh Steelers | 71 |

- His 785 receiving yards are the 10th-most by a tight end since the start of the 2022 season.

MOST RECEIVING YARDS BY TIGHT END – SINCE 2022

| RANK | PLAYER | YDS |
|------|-------------------------------------|-------|
| 1. | Travis Kelce, Kansas City Chiefs | 1,684 |
| 2. | T.J. Hockenson, Minnesota Vikings | 1,218 |
| 3. | Mark Andrews, Baltimore Ravens | 1,141 |
| 4. | Evan Engram, Jacksonville Jaguars | 1,067 |
| 5. | George Kittle, San Francisco 49ers | 981 |
| 6. | Dallas Goedert, Philadelphia Eagles | 949 |
| 7. | Tyler Higbee, L.A. Rams | 854 |
| 8. | Dalton Schultz, Houston Texans | 792 |
| 9. | David Njoku, Cleveland Browns | 790 |
| 10. | Pat Freiermuth, Pittsburgh Steelers | 785 |

- His 63 receptions in 2022 were tied for the fourth-most in a season by a tight end in franchise history.

MOST RECEPTIONS BY TIGHT END IN A SEASON IN FRANCHISE HISTORY

| RANK | PLAYER, YEAR | REC. |
|------|----------------------|------|
| 1. | Heath Miller, 2009 | 76 |
| 2. | Heath Miller, 2012 | 71 |
| 3. | Heath Miller, 2014 | 66 |
| 4. | Pat Freiermuth, 2022 | 63 |
| | Eric Green, 1993 | 63 |
| 6. | Pat Freiermuth, 2021 | 60 |
| | Heath Miller, 2015 | 60 |
| 8. | Heath Miller, 2013 | 58 |
| 9. | Eric Ebron, 2020 | 56 |
| 10. | Heath Miller, 2011 | 51 |

- His 732 receiving yards in 2022 were the fifth-most in a season by a tight end in franchise history.

MOST RECEIVING YARDS BY TIGHT END IN A SEASON IN FRANCHISE HISTORY

| RANK | PLAYER, YEAR | YDS |
|------|----------------------|-----|
| 1. | Eric Green, 1993 | 942 |
| 2. | Heath Miller, 2012 | 816 |
| 3. | Heath Miller, 2009 | 789 |
| 4. | Heath Miller, 2014 | 761 |
| 5. | Pat Freiermuth, 2022 | 732 |
| 6. | Heath Miller, 2011 | 631 |
| 7. | Eric Green, 1994 | 618 |
| 8. | Vance McDonald, 2018 | 610 |
| 9. | Heath Miller, 2013 | 593 |
| 10. | Eric Green, 1991 | 582 |

- His 11 TD receptions are tied for the eighth-most among tight ends since the start of the 2021 season.

MOST TD RECEPTIONS BY TIGHT END – SINCE 2021

| RANK | PLAYER | TDS |
|------|-------------------------------------|-----|
| 1. | Travis Kelce, Kansas City Chiefs | 24 |
| 2. | George Kittle, San Francisco 49ers | 20 |
| 3. | Mark Andrews, Baltimore Ravens | 17 |
| 4. | Dawson Knox, Buffalo Bills | 16 |
| | Dalton Schultz, Houston Texans | 16 |
| 6. | Hunter Henry, New England Patriots | 13 |
| 7. | T.J. Hockenson, Minnesota Vikings | 12 |
| 8. | Pat Freiermuth, Pittsburgh Steelers | 11 |
| | Juwon Johnson, New Orleans Saints | 11 |
| 10. | Zach Ertz, Arizona Cardinals | 10 |
| | Cole Kmet, Chicago Bears | 10 |

- Freiermuth registered a career-long 57-yard reception in Week 13 of 2022 at Atlanta. His 57-yard catch was the longest reception by a Pittsburgh tight end since Vance McDonald's 75-yard reception against the Buccaneers in 2018. It was the second-longest reception by a Steelers' tight end in the Mike Tomlin era.
- His 57-yard catch was the second-longest reception by a Pittsburgh tight end since 2000.

LONGEST RECEPTIONS BY STEELERS TIGHT END – SINCE 2000

| RANK | PLAYER | YDS |
|------|---|-----|
| 1. | Heath Miller at Miami, 09/07/2006 | 87 |
| 2. | Vance McDonald at Tampa Bay, 09/24/2018 | 75 |
| 3. | Pat Freiermuth at Atlanta, 12/04/2022 | 57 |
| 4. | Jesse James at Baltimore, 11/04/2018 | 51 |
| 5. | Heath Miller at Minnesota, 12/18/2005 | 50 |

- His 131 receptions are the most by a tight end in franchise history over their first three years in the NFL.

MOST RECEPTIONS BY STEELERS TIGHT END IN FIRST THREE YEARS IN THE NFL

| RANK | PLAYER | REC. |
|------|----------------|------|
| 1. | Pat Freiermuth | 131 |
| 2. | Heath Miller | 120 |
| 3. | Jesse James | 90 |
| 4. | Eric Green | 89 |
| 5. | Mark Bruener | 56 |

- Freiermuth was the 10th tight end in NFL history to reach 100 career receptions in 25 games or less.
- Freiermuth reached 100 career receptions in his 25th game in the NFL, which is the 10th-fewest games needed to reach 100 receptions in NFL history.
- Freiermuth reached 1,000 receiving yards in his 26th career games, which is tied for the fastest by a tight end in franchise history (Eric Green).
- His 1,282 receiving yards are the second-most by a tight end in franchise history over their first three years in the NFL.

MOST RECEIVING YARDS BY STEELERS TIGHT END IN FIRST THREE YEARS IN THE NFL

| RANK | PLAYER | YDS |
|------|-------------------|-------|
| 1. | Heath Miller | 1,418 |
| 2. | Pat Freiermuth | 1,282 |
| 3. | Eric Green | 1,121 |
| 4. | Jesse James | 766 |
| 5. | Bennie Cunningham | 717 |

- His 11 TD catches are the third-most by a tight end in franchise history over their first three years in the NFL.

MOST TD RECEPTIONS BY STEELERS TIGHT END IN FIRST THREE YEARS IN THE NFL

| RANK | PLAYER | TDS |
|------|----------------|-----|
| 1. | Heath Miller | 18 |
| 2. | Eric Green | 15 |
| 3. | Pat Freiermuth | 11 |
| 4. | Mark Bruener | 9 |
| 5. | Jesse James | 7 |

PICK(ENS) OF THE LITTER

- WR **George Pickens** connected with QB **Kenny Pickett** for a 41-yard TD pass that gave the Steelers a 14-10 lead with 1:17 left in the fourth quarter in Week 5 vs. Baltimore.
- He caught career-high tying six passes for a career-best 130 yards (21.7 avg.) and one TD.
- Pickens registered his second 100-yard receiving game of the season and third of his career.
- Pickens' 17.9 yards per reception is the fifth-highest in the NFL in 2023 (min. 20 receptions).

HIGHEST YARDS/RECEPTION IN 2023 (MIN. 20)

| RANK | PLAYER | AVG. |
|------|-------------------------------------|------|
| 1. | Tyreek Hill, Miami Dolphins | 19.4 |
| 2. | Nico Collins, Houston Texans | 18.9 |
| 3. | D.J. Moore, Chicago Bears | 18.2 |
| | Brandon Aiyuk, San Francisco 49ers | 18.2 |
| 5. | George Pickens, Pittsburgh Steelers | 17.9 |

- He caught four passes for a career-high 127 yards (31.8 avg.) and one TD in the Week 2 victory over Cleveland. He connected with QB **Kenny Pickett** for a 71-yard TD pass that gave the Steelers a 16-11 lead with 6:16 left in the second quarter.
- The 71-yard reception was the longest of his career and longest reception by the Steelers since Chase Claypool had an 84-yard TD catch in Week 2 of 2020 (vs. Denver).
- Pickens registered his first 100-yard receiving game of the season and second of his career.
- He caught 52 passes for 801 yards and four TDs in 2022.
- Pickens' 802 receiving yards are the fifth-most in a season by a rookie in franchise history.

MOST RECEIVING YARDS BY ROOKIE IN FRANCHISE HISTORY

| RANK | PLAYER. YEAR | YDS |
|------|---------------------------|-----|
| 1. | JuJu Smith-Schuster, 2017 | 917 |
| 2. | Chase Claypool, 2020 | 873 |
| 3. | Louis Lipps, 1984 | 860 |
| 4. | Santonio Holmes, 2006 | 824 |
| 5. | George Pickens, 2022 | 802 |
| 6. | Mike Wallace, 2009 | 756 |
| 7. | Troy Edwards, 1999 | 714 |
| 8. | Ron Shanklin, 1970 | 691 |
| 9. | Diontae Johnson, 2019 | 680 |
| 10. | Charles Johnson, 1994 | 577 |

- Pickens' 52 receptions are the seventh-most in a season by a rookie in franchise history.

MOST RECEPTIONS BY ROOKIE IN FRANCHISE HISTORY

| RANK | PLAYER. YEAR | REC. |
|------|---------------------------|------|
| 1. | Najee Harris, 2021 | 74 |
| 2. | Chase Claypool, 2020 | 62 |
| 3. | Troy Edwards, 1999 | 61 |
| 4. | Pat Freiermuth, 2021 | 60 |
| 5. | Diontae Johnson, 2019 | 59 |
| 6. | JuJu Smith-Schuster, 2017 | 58 |
| 7. | George Pickens, 2022 | 52 |
| 8. | Santonio Holmes, 2006 | 49 |
| 9. | Antwaan Randle El, 2002 | 47 |
| 10. | Le'Veon Bell, 2013 | 45 |
| | Louis Lipps, 1984 | 45 |

- Pickens' 801 receiving yards were the fourth-most by a rookie in 2022.

MOST RECEIVING YARDS BY ROOKIE IN 2022

| RANK | PLAYER. TEAM | YDS |
|------|-------------------------------------|-------|
| 1. | Garrett Wilson, N.Y. Jets | 1,103 |
| 2. | Chris Olave, New Orleans Saints | 1,042 |
| 3. | Drake London, Atlanta Falcons | 866 |
| 4. | George Pickens, Pittsburgh Steelers | 801 |
| 5. | Christian Watson, Green Bay Packers | 611 |

- Pickens' 52 receptions were the fourth-most by a rookie in 2022.

MOST RECEPTIONS BY ROOKIE IN 2022

| RANK | PLAYER. TEAM | REC. |
|------|-------------------------------------|------|
| 1. | Garrett Wilson, N.Y. Jets | 83 |
| 2. | Drake London, Atlanta Falcons | 72 |
| | Chris Olave, New Orleans Saints | 72 |
| 4. | George Pickens, Pittsburgh Steelers | 52 |
| 5. | Rachaad White, Tampa Bay Buccaneers | 50 |

- Pickens' four receiving TDs were tied for the third-most by a rookie in 2022.

MOST RECEIVING TDS BY ROOKIE IN 2022

| RANK | PLAYER | TDS |
|------|-------------------------------------|-----|
| 1. | Jahan Dotson, Washington Commanders | 7 |
| | Christian Watson, Green Bay Packers | 7 |
| 3. | George Pickens, Pittsburgh Steelers | 4 |
| | Garrett Wilson, N.Y. Jets | 4 |
| | Chris Olave, New Orleans Saints | 4 |
| | Drake London, Atlanta Falcons | 4 |

- Pickens led all rookies in 2022 in yards per reception (15.4) with a min. of 35 receptions.

HIGHEST YARDS/RECEPTION BY ROOKIE IN 2022 (MIN. 35)

| RANK | PLAYER | AVG. |
|------|-------------------------------------|------|
| 1. | George Pickens, Pittsburgh Steelers | 15.4 |
| 2. | Jahan Dotson, Washington Commanders | 14.9 |
| | Christian Watson, Green Bay Packers | 14.9 |
| 4. | Chris Olave, New Orleans Saints | 14.5 |
| | Alec Pierce, Indianapolis Colts | 14.5 |

- Pickens caught a 14-yard TD reception with 46 seconds remaining in the fourth quarter that gave the Steelers a 13-10 victory in Week 16 of 2020 vs. Las Vegas.

- His 14-yard TD catch from QB **Kenny Pickett** marked only the fourth instance in the Super Bowl era of a rookie WR catching a game-winning TD from a rookie QB in the final two minutes of regulation.

ROOKIE-TO-ROOKIE GAME-WINNING TD PASSES IN LAST 2 MINUTES OF 4TH QUARTER – SINCE 1966 (REG & POST)

| DATE | TEAM | PASS PLAY (TIME LEFT) |
|------------|---------------------|---|
| 12/24/2022 | Pittsburgh Steelers | Kenny Pickett-George Pickens (0:46) |
| 10/28/2018 | Arizona Cardinals | Josh Rosen-Christian Kirk (0:34) |
| 11/22/2009 | Detroit Lions | Matthew Stafford-Brandon Pettigrew (0:00) |
| 10/31/1999 | Cleveland Browns | Tim Couch-Kevin Johnson (0:00) |

JOHNSON LEADS WIDE RECEIVER CORP

- WR **Diontae Johnson** caught 86 passes for 882 yards (10.3 avg.) in 2022. He led the Steelers in receptions and receiving yards.
- Johnson has registered at least 85 receptions in each of the last three seasons (2020-22). His streak of three straight seasons with at least 85 receptions is tied for the second-longest in the NFL.
- Johnson needs 85 receptions to become the fourth player ever to reach the mark in four of his first five seasons, joining Jimmy Graham (four seasons), Brandon Marshall (four) and Michael Thomas (four).

ACTIVE STREAK OF CONSECUTIVE SEASONS WITH 85+ RECEPTIONS

| RANK | PLAYER | STK. |
|------|--------------------------------------|------|
| 1. | Travis Kelce, Kansas City Chiefs | 5 |
| 2. | Diontae Johnson, Pittsburgh Steelers | 3 |
| | Stefon Diggs, Buffalo Bills | 3 |
| | Tyreek Hill, Miami Dolphins | 3 |
| | Davante Adams, Las Vegas Raiders | 3 |
| | Justin Jefferson, Minnesota Vikings | 3 |

- Johnson is expected to return to the lineup after missing four games following an injury suffered in the season opener vs. San Francisco.
- Johnson's 43 games with five or more receptions are the eighth-most in the NFL since he entered the NFL in 2019.

MOST 5+ RECEPTION GAMES SINCE 2019

| RANK | PLAYER | GAMES |
|------|--------------------------------------|-------|
| 1. | Travis Kelce, Kansas City Chiefs | 52 |
| | Davante Adams, Las Vegas Raiders | 52 |
| 3. | Stefon Diggs, Buffalo Bills | 51 |
| 4. | Cooper Kupp, L.A. Rams | 49 |
| 5. | Chris Godwin, Tampa Bay Buccaneers | 47 |
| 6. | Keenan Allen, L.A. Chargers | 45 |
| | Tyreek Hill, Miami Dolphins | 45 |
| 8. | Diontae Johnson, Pittsburgh Steelers | 43 |
| 9. | DeAndre Hopkins, Tennessee Titans | 40 |
| 10. | D.J. Moore, Chicago Bears | 39 |

- His 34 games with five or more receptions and 50 or more receiving yards are tied for the 10th-most in the NFL since he entered the NFL in 2019.

MOST 5+ RECEPTION, 50+ RECEIVING YARD GAMES SINCE 2019

| RANK | PLAYER | GAMES |
|------|--------------------------------------|-------|
| 1. | Travis Kelce, Kansas City Chiefs | 47 |
| | Stefon Diggs, Buffalo Bills | 47 |
| 3. | Davante Adams, Las Vegas Raiders | 45 |
| 4. | Cooper Kupp, L.A. Rams | 43 |
| 5. | Chris Godwin, Tampa Bay Buccaneers | 42 |
| 6. | Keenan Allen, L.A. Chargers | 40 |
| 7. | Tyreek Hill, Miami Dolphins | 39 |
| 8. | Justin Jefferson, Minnesota Vikings | 36 |
| 9. | D.J. Moore, Chicago Bears | 35 |
| 10. | Diontae Johnson, Pittsburgh Steelers | 34 |
| | DeAndre Hopkins, Tennessee Titans | 34 |
| | Tyler Lockett, Seattle Seahawks | 34 |

- Johnson has now played in 65 career games for the Steelers. He has registered 343 catches for 3,694 yards and 20 TDs.
- Johnson's 343 receptions are the second-most by a player in franchise history over their first five years in the NFL.

MOST RECEPTIONS IN FIRST FIVE YEARS IN FRANCHISE HISTORY

| RANK | PLAYER | REC. |
|------|---------------------|------|
| 1. | Antonio Brown | 390 |
| 2. | Diontae Johnson | 343 |
| 3. | Hines Ward | 330 |
| 4. | Julu Smith-Schuster | 323 |
| 5. | Le'Veon Bell | 312 |

- Johnson reached 300 career receptions in his 56th game in the NFL, which was the fewest games needed to reach 300 receptions in franchise history and tied for the 11th-fewest game in League history.

FEWEST GAMES TO 300 CAREER RECEPTIONS IN NFL HISTORY

| RANK | PLAYER | GP |
|------|---------------------|----|
| 1. | Michael Thomas | 45 |
| | Odell Beckham Jr. | 45 |
| 3. | Anquan Boldin | 47 |
| 4. | Christian McCaffrey | 48 |
| 5. | Jarvis Landry | 49 |
| 6. | Keenan Allen | 51 |
| | Julio Jones | 51 |
| 8. | Alvin Kamara | 53 |
| 9. | Stefon Diggs | 55 |
| | A.J. Green | 55 |
| 11. | Diontae Johnson | 56 |
| | Larry Fitzgerald | 56 |
| | Cooper Kupp | 56 |

- Johnson eclipsed 3,000 career receiving yards in his 52nd game in the NFL, which was tied for the sixth-fewest games needed to reach 3,000 yards in franchise history.

FEWEST GAMES TO 3,000 RECEIVING YARDS IN FRANCHISE HISTORY

| RANK | PLAYER | GP |
|------|---------------------|----|
| 1. | Julu Smith-Schuster | 44 |
| 2. | Mike Wallace | 45 |
| 3. | Antonio Brown | 48 |
| 4. | Plaxico Burris | 50 |
| 5. | Santonio Holmes | 51 |
| 6. | Diontae Johnson | 52 |

- Johnson’s 3,694 receiving yards are the eighth-most by a player in franchise history over their first five years in the NFL.

MOST RECEIVING YARDS IN FIRST FIVE YEARS IN FRANCHISE HISTORY

| RANK | PLAYER | YDS |
|------|---------------------|-------|
| 1. | Antonio Brown | 5,259 |
| 2. | Plaxico Burress | 4,174 |
| 3. | Mike Wallace | 4,042 |
| 4. | Hines Ward | 3,888 |
| 5. | Juju Smith-Schuster | 3,855 |
| 6. | Santonio Holmes | 3,835 |
| 7. | Louis Lipps | 3,721 |
| 8. | Diontae Johnson | 3,694 |
| 9. | Charles Johnson | 3,400 |
| 10. | Lynn Swann | 3,174 |

- Johnson’s 343 receptions are the 11th-most in the NFL since he entered the League in 2019.

MOST RECEPTIONS SINCE 2019

| RANK | PLAYER | REC. |
|------|--------------------------------------|------|
| 1. | Davante Adams, Las Vegas Raiders | 460 |
| 2. | Stefon Diggs, Buffalo Bills | 450 |
| 3. | Travis Kelce, Kansas City Chiefs | 440 |
| 4. | Cooper Kupp, L.A. Rams | 421 |
| 5. | Tyreek Hill, Miami Dolphins | 417 |
| 6. | Keenan Allen, L.A. Chargers | 411 |
| 7. | Chris Godwin, Tampa Bay Buccaneers | 380 |
| 8. | Tyler Lockett, Seattle Seahawks | 362 |
| 9. | Justin Jefferson, Minnesota Vikings | 360 |
| 10. | DeAndre Hopkins, Tennessee Titans | 352 |
| 11. | Diontae Johnson, Pittsburgh Steelers | 343 |

MR. ROBINSON’S NEIGHBORHOOD

- WR **Allen Robinson** has played in 115 career games (109 starts) over 10 seasons with Jacksonville (2014-17), Chicago (2018-21), L.A. Rams (2022) and Pittsburgh (2023).
- Robinson has recorded 545 career receptions for 6,885 yards (12.6 avg.), 43 TDs and has at least one reception in all 115 career games.
- Among active players, Robinson ranks 18th in the NFL in receiving yards, 19th in receptions and 18th in TDs.
- His 115 consecutive games with at least one reception is the third-longest active streak to open an NFL career.

ACTIVE STREAK OF CONSECUTIVE GAMES WITH A RECEPTION

| RANK | PLAYER | STK. |
|------|-------------------------------------|------|
| 1. | DeAndre Hopkins, Tennessee Titans | 150 |
| 2. | Travis Kelce, Kansas City Chiefs | 147 |
| 3. | Allen Robinson, Pittsburgh Steelers | 115 |
| 4. | George Kittle, San Francisco 49ers | 87 |

- His 115 consecutive games with at least one reception is the sixth-longest active streak in the NFL.

ACTIVE STREAK OF CONSECUTIVE GAMES WITH A RECEPTION

| RANK | PLAYER | STK. |
|------|-------------------------------------|------|
| 1. | DeAndre Hopkins, Tennessee Titans | 150 |
| 2. | Travis Kelce, Kansas City Chiefs | 147 |
| 3. | Stefon Diggs, Buffalo Bills | 124 |
| 4. | Zach Ertz, Arizona Cardinals | 121 |
| 5. | Davante Adams, Las Vegas Raiders | 119 |
| 6. | Allen Robinson, Pittsburgh Steelers | 115 |

- Robinson reached 500 career receptions in Week 2 of 2022 against Atlanta. He became the 160th member of the 500 catch club.

WIZARD OF BOZ

- Since joining the Steelers in 2015, K **Chris Boswell** is 212-of-244 on field goal attempts (86.9%), including 97-of-122 (79.5%) on attempts of 40 yards or longer.
- Boswell ranks second in field goal percentage (86.9%) among all NFL kickers with at least 240 field goal attempts since the start of the 2015 season.

FG PCT. LEADERS – SINCE 2015 (MIN. 240 FG ATT.)

| RANK | KICKER | M-A | FG% |
|------|---------------|---------|------|
| 1. | Justin Tucker | 277-306 | 90.5 |
| 2. | Chris Boswell | 212-244 | 86.9 |
| 3. | Jason Myers | 206-242 | 85.1 |
| | Matt Prater | 222-261 | 85.1 |
| 5. | Greg Zuerlein | 235-284 | 82.7 |

- Boswell’s 86.9 field goal percentage is the highest in Steelers history among kickers with at least 200 field goal attempts.

STEELERS ALL-TIME FG PCT. LEADERS (MIN. 200 ATTEMPTS)

| RANK | KICKER, YEARS | FGM-FGA | FG% |
|------|-----------------------------|---------|------|
| 1. | Chris Boswell, 2015-current | 212-244 | 86.9 |
| 2. | Jeff Reed, 2002-10 | 204-249 | 81.9 |
| 3. | Gary Anderson, 1982-94 | 309-395 | 78.2 |
| 4. | Roy Gerela, 1971-78 | 146-227 | 64.3 |

- Boswell is one of three players in team history with at least 200 career field goals.

STEELERS ALL-TIME FG MADE LEADERS

| RANK | KICKER, YEARS | FGM |
|------|-----------------------------|-----|
| 1. | Gary Anderson, 1982-94 | 309 |
| 2. | Chris Boswell, 2015-current | 212 |
| 3. | Jeff Reed, 2002-10 | 204 |
| 4. | Roy Gerela, 1971-78 | 146 |
| 5. | Shaun Suisham, 2010-14 | 124 |

- Boswell has registered 35 career games with three or more field goals made.
- Boswell has connected on four or more field goals in a single game 12 times in his career.
- Boswell made a franchise record 25 consecutive field goals, which was the longest active streak in the NFL when it ended in Week 11 of 2020 at Jacksonville.

MOST CONSECUTIVE FG IN STEELERS HISTORY

| RANK | KICKER, YEARS | CONSECUTIVE FGs |
|------|------------------------|-----------------|
| 1. | Chris Boswell, 2019-20 | 25 |
| 2. | Shaun Suisham, 2013-14 | 24 |
| 3. | Jeff Reed, 2004-05 | 22 |
| 4. | Chris Boswell, 2021 | 20 |
| 5. | Gary Anderson, 1994 | 19 |
| | Jeff Reed, 2007-08 | 19 |
| 7. | Gary Anderson, 1985 | 18 |
| 8. | Chris Boswell, 2016-17 | 17 |
| | Norm Johnson, 1997 | 17 |
| 10. | Chris Boswell, 2017 | 16 |
| | Shaun Suisham, 2012-13 | 16 |

BOZ IN THE CLUTCH

- K **Chris Boswell** has registered a franchise-record 10 career game-winning field goals (last five min. of the fourth quarter or overtime).

MOST GAME-WINNING FG IN LAST 5 MINUTES OF 4TH QUARTER OR OVERTIME (REGULAR AND POSTSEASON) IN FRANCHISE HISTORY

| RANK | KICKER, YEARS | FGM |
|------|-----------------------------|-----|
| 1. | Chris Boswell, 2015-current | 10 |
| 2. | Jeff Reed, 2002-10 | 9 |
| 3. | Gary Anderson, 1982-94 | 8 |
| 4. | Shaun Suisham, 2010-14 | 7 |
| 5. | Norm Johnson, 1995-98 | 4 |

BOSWELL GAME-WINNING FG IN LAST 5 MINUTES OF 4TH QUARTER OR OVERTIME (REGULAR AND POSTSEASON)

| YD | DATE | OPP | Q | TIME | PRE | POST | FINAL |
|----|------------|---------|----|------|-------|-------|---------------|
| 18 | 11/08/2015 | vs. OAK | 4 | 0:02 | 35-35 | 38-35 | W, 38-35 |
| 35 | 01/09/2016 | at CIN | 4 | 0:14 | 15-16 | 18-16 | W, 18-16 |
| 33 | 11/12/2017 | at IND | 4 | 0:00 | 17-17 | 20-17 | W, 20-17 |
| 53 | 11/26/2017 | vs. GB | 4 | 0:00 | 28-28 | 31-28 | W, 31-28 |
| 38 | 12/04/2017 | at CIN | 4 | 0:00 | 20-20 | 23-20 | W, 23-20 |
| 46 | 12/10/2017 | vs. BAL | 4 | 0:42 | 36-38 | 39-38 | W, 39-38 |
| 37 | 10/17/2021 | vs. SEA | OT | -- | 20-20 | 23-20 | W, 23-20 (ot) |
| 40 | 11/08/2021 | vs. CHI | 4 | 0:26 | 26-27 | 29-27 | W, 29-27 |
| 36 | 01/09/2022 | at BAL | OT | -- | 13-13 | 16-13 | W, 16-13 (ot) |
| 53 | 09/11/2022 | at CIN | OT | -- | 20-20 | 23-20 | W, 23-20 (ot) |

- Boswell has made 17 of 20 career field goals (85.0%) in the final two minutes of regulation and overtime.

BOSWELL FG IN LAST 2 MINUTES OF 4TH QUARTER OR OVERTIME (REGULAR AND POSTSEASON)

| YD | DATE | OPP | Q | TIME | PRE | POST | FINAL |
|----|------------|---------|-----|------|-------|-------|---------------|
| 18 | 11/08/2015 | vs. OAK | 4th | 0:02 | 35-35 | 38-35 | W, 38-35 |
| 35 | 01/09/2016 | at CIN | 4th | 0:14 | 15-16 | 18-16 | W, 18-16 |
| 47 | 01/17/2016 | at DEN | 4th | 0:19 | 13-23 | 16-23 | L, 16-23 |
| 43 | 09/17/2017 | vs. MIN | 4th | 1:53 | 23-9 | 26-9 | W, 26-9 |
| 33 | 11/12/2017 | at IND | 4th | 0:00 | 17-17 | 20-17 | W, 20-17 |
| 53 | 11/26/2017 | vs. GB | 4th | 0:00 | 28-28 | 31-28 | W, 31-28 |
| 38 | 12/04/2017 | at CIN | 4th | 0:00 | 20-20 | 23-20 | W, 23-20 |
| 46 | 12/10/2017 | vs. BAL | 4th | 0:42 | 36-38 | 39-38 | W, 39-38 |
| 42 | 09/09/2018 | at CLE | OT | ---- | 21-21 | 21-21 | T, 21-21 (ot) |
| 40 | 12/09/2018 | at OAK | 4th | 0:00 | 21-24 | 21-24 | L, 21-24 |
| 25 | 12/08/2019 | at ARI | 4th | 1:42 | 20-17 | 23-17 | W, 23-17 |
| 52 | 10/17/2021 | vs. SEA | 4th | 1:30 | 17-17 | 20-17 | W, 23-20 (ot) |
| 37 | 10/17/2021 | vs. SEA | OT | ---- | 20-20 | 23-20 | W, 23-20 (ot) |
| 40 | 11/08/2021 | vs. CHI | 4th | 0:26 | 26-27 | 29-27 | W, 29-27 |
| 36 | 01/09/2022 | at BAL | OT | ---- | 13-13 | 16-13 | W, 16-13 (ot) |
| 55 | 09/11/2022 | at CIN | OT | ---- | 20-20 | 20-20 | W, 23-20 (ot) |
| 53 | 09/11/2022 | at CIN | OT | ---- | 20-20 | 23-20 | W, 23-20 (ot) |
| 34 | 09/22/2022 | at CLE | 4th | 1:48 | 14-23 | 17-23 | L, 17-29 |
| 50 | 12/18/2022 | at CAR | 4th | 1:04 | 21-13 | 24-13 | W, 24-16 |
| 42 | 10/08/2023 | vs. BAL | 4th | 0:49 | 14-10 | 17-10 | W, 17-10 |

indicates missed field goal

BOZ FROM 50-PLUS

- K **Chris Boswell** is one of five kickers in the NFL with multiple field goals of 50 yards or longer in a single game since the start of the 2021 season.
- Boswell has made 27 of his 33 field goal attempts in his NFL career from 50+ yards, including 20 of his last 23.
- Boswell's recent streak of nine straight made field goals of 50+ yards was the longest such streak in franchise history.

MOST CONSECUTIVE FG MADE FROM 50+ YARDS IN STEELERS HISTORY

| RANK | KICKER, SPAN | STREAK |
|------|--|--------|
| 1. | Chris Boswell, 11/03/2019 - 12/5/2021 | 9 |
| 2. | Chris Boswell, 11/16/2017 - 11/08/2018 | 5 |
| 3. | Chris Boswell, 01/01/2023 - current | 4 |
| | Jeff Reed, 12/01/2002 - 10/17/2004 | 4 |
| 4. | Kris Brown, 11/12/2000 - 10/14/2001 | 3 |

- Boswell's nine straight made field goals of 50+ yards was tied for the 10th-longest such streak in the NFL since the start of the 1983 season.

MOST CONSECUTIVE FG MADE FROM 50+ YARDS - SINCE 1983

| RANK | KICKER, TEAM (SPAN) | STREAK |
|------|--|--------|
| 1. | Stephen Hauschka, SEA-BUF (9/20/2015-11/19/2017) | 13 |
| 2. | Robbie Gould, CHI (11/18/2010 - 10/10/2013) | 12 |
| | Blair Walsh, MIN (09/09/2012 - 09/29/2013) | 12 |
| | Justin Tucker, BAL (12/27/2015 - 12/18/2016) | 12 |
| | Matt Prater, DET (01/03/2016 - 09/24/2017) | 12 |
| 5. | Younghoe Koo, ATL (12/08/2019 - 10/31/2021) | 11 |
| | Tony Zendejas, HOU-LAN (11/13/1988 - 10/31/1993) | 11 |
| 7. | Jason Hanson, DET (11/22/2007 - 11/08/2009) | 10 |
| | Jason Sanders, MIA (10 12/01/2019 - 11/29/2020) | 10 |
| | Ryan Longwell, MIN (09/14/2008 - 10/23/2011) | 10 |
| 10. | Chris Boswell, PIT (11/03/2019 - 12/5/2021) | 9 |
| | Adam Vinatieri, IND (10/04/2015 - 10/09/2016) | 9 |
| | Justin Tucker, BAL (10/15/2017 - 11/18/2018) | 9 |
| | Matt Bryant, ATL (11/11/2010 - 11/10/2013) | 9 |
| | Matt Bryant, ATL (11/05/2017 - 11/18/2018) | 9 |

- Boswell has made 27-of-33 (81.8%) field goal attempts in his NFL career from 50 yards or further, including franchise-best 59-yards in Week 9 of 2020 at AT&T Stadium against Dallas and Week 4 of 2022 at Acrisure Stadium against N.Y. Jets.
- No kicker made a field goal of at least 50 yards in the first nine seasons of Acrisure Stadium (2001-09). Prior to Boswell joining the Steelers in 2015, Acrisure Stadium witnessed just four field goals of at least 50 yards.
- Boswell has 21 field goals of at least 50 yards at Acrisure Stadium in his career.
- Boswell's 27 field goals made from 50-plus yards are the most in Steelers history (Gary Anderson and Jeff Reed shared the previous franchise record with eight).

HIGHEST 50+ YARD FG PCT. FRANCHISE HISTORY (MIN. 15 50+ FGA)

| RANK | PLAYER | FG-FGA | PCT. |
|------|---------------|--------|------|
| 1. | Chris Boswell | 27-33 | 81.8 |
| 2. | Jeff Reed | 8-17 | 47.1 |
| 3. | Gary Anderson | 8-27 | 29.6 |

- Boswell's 81.8 field goal percentage on field goal attempts of 50 yards or longer is the highest in the NFL since the 1970 AFL-NFL merger (min. 30 field goal attempts of 50 yards).

- Boswell has made 18 field goals of 50 yards or longer since the start of the 2021 season, which is tied for the most in the NFL over the span.

HIGHEST 50+ YARD FG PCT. – SINCE 1970 (MIN. 30 50+ FGA)

| RANK | PLAYER | FG-FGA | PCT. |
|------|--------------------|--------|------|
| 1. | Chris Boswell | 27-33 | 81.8 |
| 2. | Daniel Carlson | 24-31 | 77.4 |
| 3. | Matt Prater | 74-99 | 74.7 |
| 4. | Stephen Gostkowski | 32-43 | 74.4 |
| 5. | Robbie Gould | 36-51 | 70.6 |
| | Rob Bironas | 24-34 | 70.6 |

- Boswell connected on a 57-yard field goal with 9:33 remaining in the third quarter that gave the Steelers a 16-7 lead over Las Vegas in Week 3.
- He now has converted on the five longest field goals in franchise history and nine of the 16 longest.

LONGEST FG IN FRANCHISE HISTORY

| RANK | PLAYER (DATE, OPP.) | FG |
|------|--|----|
| 1. | Chris Boswell (10/2/22 vs. N.Y. Jets) | 59 |
| | Chris Boswell (11/8/20 at Dallas) | 59 |
| 3. | Chris Boswell (9/26/23 at Las Vegas) | 57 |
| 4. | Chris Boswell (9/19/21 vs. Las Vegas) | 56 |
| 5. | Chris Boswell (10/16/22 vs. Tampa Bay) | 55 |
| | Gary Anderson (11/25/84 vs. San Diego) | 55 |
| | Kris Brown (10/14/01 at Kansas City) | 55 |
| 8. | Chris Boswell (11/8/21 vs. Chicago) | 54 |
| | Gary Anderson (12/8/91 at Houston) | 54 |
| 10. | Chris Boswell (9/1/22 at Cincinnati) | 53 |
| | Chris Boswell (12/5/21 vs. Baltimore) | 53 |
| | Chris Boswell (11/26/17 vs. Green Bay) | 53 |
| | Gary Anderson (10/21/84 at Indianapolis) | 53 |
| | Jeff Reed (11/8/10 at Cincinnati) | 53 |
| | Jeff Reed (9/21/08 at Philadelphia) | 53 |
| | Shaun Suisham (11/9/14 at N.Y. Jets) | 53 |

LONGEST FG IN ACRISURE STADIUM HISTORY

| RANK | PLAYER, TEAM (DATE, OPP.) | FG |
|------|---|----|
| 1. | Chris Boswell, Pittsburgh (10/2/22 vs. N.Y. Jets) | 59 |
| 2. | Chris Boswell, Pittsburgh (9/19/21 vs. Las Vegas) | 56 |
| 3. | Chris Boswell (10/16/22 vs. Tampa Bay) | 55 |
| 4. | Chris Boswell, Pittsburgh (11/8/21 vs. Chicago) | 54 |
| 5. | Chris Boswell, Pittsburgh (12/5/21 vs. Baltimore) | 53 |
| | Chris Boswell, Pittsburgh (11/26/17 vs. Green Bay) | 53 |
| | Dan Bailey, Dallas (11/13/16 at Pittsburgh) | 53 |
| 8. | Chris Boswell, Pittsburgh (9/18/23 vs. Cleveland) | 52 |
| | Chris Boswell, Pittsburgh (9/18/22 vs. New England) | 52 |
| | Chris Boswell, Pittsburgh (11/8/21 vs. Chicago) | 52 |
| | Chris Boswell, Pittsburgh (10/17/21 vs. Seattle) | 52 |
| | Chris Boswell, Pittsburgh (12/10/17 vs. Baltimore) | 52 |
| | Jeff Reed, Pittsburgh (9/12/10 vs. Atlanta) | 52 |
| | Justin Tucker, Baltimore (10/1/15 at Pittsburgh) | 52 |

MOST 50+ YARD FIELD GOALS – SINCE 2021

| RANK | KICKER | FGM |
|------|----------------|-----|
| 1. | Chris Boswell | 18 |
| | Graham Gano | 18 |
| 3. | Daniel Carlson | 17 |
| | Evan McPherson | 17 |
| 5. | Justin Tucker | 16 |
| | Matt Gay | 16 |

(IM)PRESSLEY PUNTING

- Pittsburgh P **Pressley Harvin III** ranks second in the NFL with eight punts downed inside the opposition's 20-yard line.

MOST PUNTS DOWNED INSIDE THE 20-YARD LINE IN 2023

| RANK | PLAYER, TEAM | P20 |
|------|--|-----|
| 1. | Bryce Baringer, New England Patriots | 10 |
| 2. | Pressley Harvin III, Pittsburgh Steelers | 8 |
| 3. | Mitch Wishnowsky, San Francisco 49ers | 7 |
| | Logan Cooke, Jacksonville Jaguars | 7 |
| | Jake Camarda, Tampa Bay Buccaneers | 7 |

- Pressley is tied for the League-lead with four punts downed inside the opposition's 10-yard line.

MOST PUNTS DOWNED INSIDE THE 10-YARD LINE IN 2023

| RANK | TEAM | P10 |
|------|--|-----|
| 1. | Pressley Harvin III, Pittsburgh Steelers | 4 |
| | Mitch Wishnowsky, San Francisco 49ers | 4 |
| | Tommy Townsend, Kansas City Chiefs | 4 |
| 4. | Logan Cooke, Jacksonville Jaguars | 3 |
| | Bryce Baringer, New England Patriots | 3 |

BLOCK LEADER BY MILES

- **Miles Killebrew** blocked a Baltimore punt with 11:12 remaining in the fourth quarter that resulted in a safety and cut the Steelers deficit to 10-5 in Week 5.
- It was the first blocked punt for Pittsburgh since Week 11 at L.A. Chargers (Nov. 21, 2021).
- Killebrew registered that blocked punt as well.
- In fact, Killebrew signed with the Steelers in 2021, and his three blocked punts are tied for the most by any team in the League, let alone individual player.
- Killebrew leads the NFL with three punts blocked since the start of the 2021 season. His four career blocked punts are tied for the most by any active player in the League (Cory Littleton).

WINNING RECORD IN FIRST 16 SEASONS

- **Mike Tomlin** secured his 16th straight non-losing season with the Steelers' ninth win in 2022, a 28-14 win vs. Cleveland in Week 18, a streak dating back to his first season as the team's head coach in 2007.
- Tomlin is the only head coach in NFL history to begin a head coaching tenure with at least 16 consecutive non-losing seasons.

MOST CONSECUTIVE NON-LOSING SEASONS TO BEGIN NFL HEAD COACHING CAREER

| RANK | HEAD COACH | YEARS | SEASONS |
|------|----------------------|---------|---------|
| 1. | Mike Tomlin | 2007-22 | 16 |
| 2. | Marty Schottenheimer | 1984-97 | 14 |
| 3. | Don Shula | 1963-75 | 13 |
| 4. | George Allen | 1966-77 | 12 |
| | Curly Lambeau | 1921-32 | 12 |

- Tomlin has led the Steelers to a .500-or-better record in each of his 16 seasons as head coach. That is tied with George Halas for the third-longest streak of .500-or-better seasons by a head coach in NFL history.

MOST CONSECUTIVE NON-LOSING SEASONS IN NFL HISTORY

| RANK | HEAD COACH | YEARS | SEASONS |
|------|----------------|---------|---------|
| 1. | Tom Landry | 1965-85 | 21 |
| 2. | Bill Belichick | 2001-19 | 19 |
| 3. | Mike Tomlin | 2007-22 | 16 |
| | George Halas | 1933-51 | 16 |

TOMLIN GETS TO 31

- **Mike Tomlin** is one of three active NFL head coaches with over 160 victories and one of five active NFL head coaches to defeat at least 31 current NFL franchises.
- Tomlin has registered victories against 31 of the 32 NFL teams (lone exception is Pittsburgh).
- Tomlin became the 14th head coach in NFL history to accomplish that feat.
- Four of the 14 head coaches to defeat 31 of the current NFL franchises, Tomlin, **Bill Cowher**, Marvin Lewis and Sean Payton, only coached with one team.

MOST DIFFERENT CURRENT FRANCHISES DEFEATED

| Regular Season Only | | |
|----------------------|----------------|--------------------|
| Coach | Teams Defeated | Teams Missing |
| Bill Belichick | 32 | |
| Tony Dungy | 32 | |
| John Fox | 32 | |
| Bill Parcells | 32 | |
| Andy Reid | 32 | |
| Mike Shanahan | 32 | |
| Mike Tomlin | 31 | Steelers |
| Bruce Arians | 31 | Steelers |
| Pete Carroll | 31 | Seahawks |
| Bill Cowher | 31 | Steelers |
| John Harbaugh | 31 | Ravens |
| Mike Holmgren | 31 | Washington |
| Marvin Lewis | 31 | Bengals |
| Sean Payton | 31 | Saints |
| Marty Schottenheimer | 31 | Ravens |
| Tom Coughlin | 30 | Chargers, Colts |
| Jeff Fisher | 30 | Chargers, Titans |
| Joe Gibbs | 30 | Ravens, Washington |
| Mike McCarthy | 30 | Packers, Steelers |
| Wade Phillips | 30 | Broncos, Cowboys |
| Ron Rivera | 30 | Broncos, Chiefs |
| George Seifert | 30 | Jaguars, Texans |
| Dick Vermeil | 30 | Chiefs, Eagles |

indicates active coach

TOMLIN AMONG THE BEST

- **Mike Tomlin** has led Pittsburgh to a 166-95-2 (.635) record in the regular season since becoming the team's head coach in 2007.
- Tomlin ranks tied for ninth in NFL history with a regular-season record of 71 games over .500.

MOST GAMES ABOVE .500 BY HEAD COACH IN NFL HISTORY

| RANK | COACH | GAMES > .500 |
|------|---------------------------------|--------------|
| 8. | Marty Schottenheimer, 1984-2006 | 74 |
| 9. | Mike Tomlin, 2007-2022 | 71 |
| | John Madden, 1969-1978 | 71 |
| 11. | Tony Dungy, 1996-2008 | 70 |
| 12. | George Allen, 1966-1977 | 69 |

- Tomlin, Bill Belichick, Andy Reid and Marty Schottenheimer are the only coaches in NFL history with career records of 60 or more games over .500 not in the Pro Football Hall of Fame.
- Tomlin's 166 regular-season victories are the third-most in the NFL since 2007.

NFL HEAD COACH RECORDS – SINCE 2007

| RANK | COACH | RECORD | PLAYOFF APPS. | SUPER BOWL APPS. |
|------|----------------|----------|---------------|------------------|
| 1. | Bill Belichick | 188-76 | 13 | 6 |
| 2. | Andy Reid | 172-91-1 | 13 | 2 |
| 3. | Mike Tomlin | 166-95-2 | 10 | 2 |
| 4. | John Harbaugh | 151-97 | 11 | 1 |
| 5. | Mike McCarthy | 150-91-2 | 12 | 1 |

- His 166 regular-season victories are the third-most among active coaches in the NFL.

MOST REGULAR-SEASON WINS BY AN ACTIVE NFL HEAD COACH

| RANK | COACH | WINS |
|------|----------------|------|
| 1. | Bill Belichick | 299 |
| 2. | Andy Reid | 252 |
| 3. | Mike Tomlin | 166 |
| 4. | Pete Carroll | 164 |
| 5. | Mike McCarthy | 158 |

- Tomlin's 166 regular-season victories are tied for the 15th-most in NFL history.

MOST REGULAR-SEASON WINS BY HEAD COACH IN NFL HISTORY

| RANK | COACH | WINS |
|------|---------------|------|
| 13. | Tom Coughlin | 170 |
| | Mike Shanahan | 170 |
| 15. | Mike Tomlin | 166 |
| | Paul Brown | 166 |
| 17. | Pete Carroll | 164 |
| 18. | Mike Holmgren | 161 |

- Tomlin's .635 regular-season win percentage is the eighth-highest in NFL history (min. 150 games).
- Tomlin's .553 regular-season road winning percentage is the 10th-highest in NFL history (min. 100 games).

HEAD COACH WIN PCT. IN NFL HISTORY (MIN. 150)

| RANK | COACH | W | L | T | WIN PCT. |
|------|----------------|-----|-----|----|----------|
| 1. | George Allen | 116 | 47 | 5 | .712 |
| 2. | George Halas | 318 | 148 | 31 | .682 |
| 3. | Don Shula | 328 | 156 | 6 | .677 |
| 4. | Tony Dungy | 139 | 69 | 0 | .668 |
| 5. | Bill Belichick | 299 | 157 | 0 | .656 |
| 6. | George Seifert | 114 | 62 | 0 | .648 |
| 7. | Andy Reid | 252 | 139 | 1 | .644 |
| 8. | Mike Tomlin | 166 | 95 | 2 | .635 |
| 9. | Curly Lambeau | 226 | 132 | 22 | .631 |
| 10. | Paul Brown | 166 | 100 | 6 | .624 |

- Tomlin's .635 regular-season win percentage is the third-highest among active NFL head coaches (min. 150 games).

ACTIVE HEAD COACH WINNING PCT. (MIN. 150)

| RANK | COACH | W | L | T | WIN PCT. |
|------|----------------|-----|-----|---|----------|
| 1. | Bill Belichick | 299 | 157 | 0 | .656 |
| 2. | Andy Reid | 252 | 139 | 1 | .644 |
| 3. | Mike Tomlin | 166 | 95 | 2 | .635 |
| 4. | Sean Payton | 153 | 94 | 0 | .619 |
| 5. | Mike McCarthy | 158 | 99 | 2 | .614 |

TOMLIN AWAY FROM ACRISURE STADIUM

- Mike Tomlin has guided Pittsburgh to a 72-58-1 (.553) regular-season road record.
- Tomlin earned his 70th regular-season road win in Week 15 at Carolina and joined **Chuck Noll** (74) as the only head coaches in Steelers' history with 70 or more regular-season road victories.
- Tomlin has led Pittsburgh to at least four road wins in 10 of his first 16 seasons as the team's head coach and five home wins in eight of his 16 at the helm.
- Tomlin's 72 regular-season road victories are tied for the 16th-most in NFL history.

MOST REGULAR-SEASON ROAD WINS IN NFL HISTORY

| RANK | COACH | WINS |
|------|---------------|------|
| 12. | Chuck Noll | 74 |
| | Paul Brown | 74 |
| | Sean Payton | 74 |
| 15. | Chuck Knox | 73 |
| 16. | Mike Tomlin | 72 |
| | Mike Shanahan | 72 |

BEST REGULAR-SEASON ROAD WIN PCT. IN NFL HISTORY (MIN. 100)

| RANK | COACH | W | L | T | WIN PCT. |
|------|----------------|-----|----|----|----------|
| 1. | Andy Reid | 124 | 71 | 1 | .635 |
| 2. | George Halas | 136 | 87 | 11 | .610 |
| 3. | Don Shula | 145 | 97 | 3 | .599 |
| 4. | Sean Payton | 74 | 50 | 0 | .597 |
| 5. | Bill Belichick | 136 | 92 | 0 | .596 |
| 6. | Tony Dungy | 61 | 43 | 0 | .587 |
| 7. | Curly Lambeau | 101 | 77 | 13 | .567 |
| 8. | Paul Brown | 74 | 57 | 5 | .565 |
| 9. | Bud Grant | 71 | 56 | 2 | .559 |
| 10. | Mike Tomlin | 72 | 58 | 1 | .553 |

- Tomlin's 72 regular-season road victories are the fourth-most among active head coaches.

MOST REGULAR-SEASON ROAD WINS BY ACTIVE HEAD COACH

| RANK | COACH | WINS |
|------|----------------|------|
| 1. | Bill Belichick | 136 |
| 2. | Andy Reid | 124 |
| 3. | Sean Payton | 74 |
| 4. | Mike Tomlin | 72 |
| 5. | Pete Carroll | 70 |

- Tomlin's .553 regular-season road winning percentage is the fourth-highest among active head coaches (min. 100 games).

BEST REGULAR-SEASON ROAD WIN PCT. BY ACTIVE HEAD COACH (MIN. 100)

| RANK | COACH | W | L | T | WIN PCT. |
|------|----------------|-----|----|---|----------|
| 1. | Andy Reid | 124 | 71 | 1 | .635 |
| 2. | Bill Belichick | 136 | 92 | 0 | .596 |
| 3. | Sean Payton | 74 | 50 | 0 | .597 |
| 4. | Mike Tomlin | 72 | 58 | 1 | .553 |
| 5. | Mike McCarthy | 66 | 64 | 0 | .508 |

- Tomlin's 72 regular-season road victories are the third-most in the NFL since the start of the 2007 season.

MOST REGULAR-SEASON ROAD WINS – SINCE 2007

| RANK | COACH | WINS |
|------|----------------|------|
| 1. | Bill Belichick | 85 |
| | Andy Reid | 85 |
| 3. | Mike Tomlin | 72 |
| 4. | Sean Payton | 68 |
| 5. | John Harbaugh | 63 |

- Tomlin's .553 regular-season road winning percentage is the fourth-highest in the NFL since the start of the 2007 season (min. 100 games).

BEST REGULAR-SEASON ROAD WIN PCT. – SINCE 2007 (MIN. 100)

| RANK | COACH | W | L | T | WIN PCT. |
|------|----------------|----|----|---|----------|
| 1. | Andy Reid | 85 | 46 | 1 | .648 |
| 2. | Bill Belichick | 85 | 47 | 0 | .644 |
| 3. | Sean Payton | 68 | 48 | 0 | .586 |
| 4. | Mike Tomlin | 72 | 58 | 1 | .553 |
| 5. | Pete Carroll | 58 | 49 | 1 | .542 |

- Including the postseason, Tomlin has a .544 road winning percentage (74-62-1) during his 16 years.

TOMLIN VS. NFC

- During his career, Mike Tomlin's regular-season record against the NFC is 43-23-1 (.649).
- Tomlin's 43 regular-season victories against the NFC are the sixth-most by an AFC coach in NFL history.

MOST REGULAR-SEASON WINS VS. NFC BY AFC HEAD COACH IN NFL HISTORY

| RANK | COACH | WINS |
|------|----------------------|------|
| 1. | Bill Belichick | 75 |
| 2. | Don Shula | 67 |
| 3. | Marty Schottenheimer | 52 |
| 4. | Chuck Noll | 45 |
| 5. | Jeff Fisher | 44 |
| 6. | Mike Tomlin | 43 |
| 7. | John Harbaugh | 40 |
| 8. | Marvin Lewis | 37 |
| 9. | Mike Shanahan | 36 |
| 10. | Bill Cowher | 34 |

- Tomlin's .649 regular-season winning percentage against the NFC is the fourth-highest by an AFC head coach in NFL history (min. 50 games).

BEST REGULAR-SEASON WIN PCT. VS. NFC BY AFC HEAD COACH IN NFL HISTORY (MIN. 50)

| RANK | COACH | W | L | T | WIN PCT. |
|------|----------------------|----|----|---|----------|
| 1. | Don Shula | 67 | 22 | 0 | .753 |
| 2. | Marty Schottenheimer | 52 | 25 | 0 | .675 |
| 3. | Jeff Fisher | 44 | 22 | 0 | .667 |
| 4. | Mike Tomlin | 43 | 23 | 1 | .649 |
| 5. | John Harbaugh | 40 | 22 | 0 | .645 |
| 6. | Bill Belichick | 75 | 42 | 0 | .641 |
| 7. | Bill Cowher | 34 | 22 | 1 | .605 |
| 8. | Marvin Lewis | 37 | 24 | 3 | .602 |
| 9. | Chuck Noll | 45 | 30 | 0 | .600 |
| | Mike Shanahan | 36 | 24 | 0 | .600 |

- Tomlin's 43 regular-season victories against the NFC are the second-most by an AFC head coach since 2007.

MOST REGULAR-SEASON WINS VS. NFC BY AFC HEAD COACH – SINCE 2007

| RANK | COACH | WINS |
|------|----------------|------|
| 1. | Bill Belichick | 46 |
| 2. | Mike Tomlin | 43 |
| 3. | John Harbaugh | 40 |
| 4. | Andy Reid | 33 |
| 5. | Marvin Lewis | 25 |

- Tomlin's .649 regular-season winning percentage against the NFC is the fourth-highest by an AFC head coach since 2007 (min. 25 games).

BEST REGULAR-SEASON WIN PCT. VS. NFC BY AFC COACH – SINCE 2007 (MIN. 25)

| RANK | COACH | W | L | T | WIN PCT. |
|------|----------------|----|----|---|----------|
| 1. | Andy Reid | 33 | 12 | 0 | .733 |
| 3. | Sean McDermott | 20 | 8 | 0 | .714 |
| 3. | Bill Belichick | 46 | 23 | 0 | .667 |
| 4. | Mike Tomlin | 43 | 23 | 1 | .649 |
| 5. | John Harbaugh | 40 | 22 | 0 | .645 |

- Tomlin's regular-season road record against the NFC is 18-15 (.545).
- Tomlin's 18 regular-season road victories against the NFC are the sixth-most by an AFC head coach in NFL history.

MOST REGULAR-SEASON ROAD WINS VS. NFC BY AFC HEAD COACH IN NFL HISTORY

| RANK | COACH | WINS |
|------|----------------------|------|
| 1. | Bill Belichick | 37 |
| 2. | Don Shula | 31 |
| 3. | Marty Schottenheimer | 24 |
| 4. | Jeff Fisher | 22 |
| 5. | Mike Tomlin | 18 |
| | Chuck Noll | 18 |
| 7. | Marvin Lewis | 16 |
| | John Harbaugh | 16 |
| 9. | Mike Shanahan | 15 |
| 10. | Andy Reid | 14 |

- Tomlin's .545 regular-season road winning percentage against the NFC is the fifth-highest by an AFC head coach in NFL history (min. 25 games).

BEST REGULAR-SEASON ROAD WIN PCT. VS. NFC BY AFC HEAD COACH IN NFL HISTORY (MIN. 25)

| RANK | COACH | W | L | T | WIN PCT. |
|------|----------------------|----|----|---|----------|
| 1. | Jeff Fisher | 22 | 10 | 0 | .688 |
| 2. | Don Shula | 31 | 15 | 0 | .674 |
| 3. | Bill Belichick | 37 | 21 | 0 | .638 |
| 4. | Marty Schottenheimer | 24 | 14 | 0 | .632 |
| 5. | Mike Tomlin | 18 | 15 | 0 | .545 |
| 6. | John Harbaugh | 16 | 15 | 0 | .516 |
| 7. | Mike Shanahan | 15 | 15 | 0 | .500 |
| | Marvin Lewis | 16 | 16 | 0 | .500 |
| 9. | Bill Cowher | 13 | 14 | 0 | .481 |
| 10. | Chuck Noll | 18 | 20 | 0 | .474 |

- Tomlin's 18 regular-season road victories against the NFC are the second-most by an AFC head coach since 2007.

MOST REGULAR-SEASON ROAD WINS VS. NFC BY AFC COACH – SINCE 2007

| RANK | COACH | WINS |
|------|----------------|------|
| 1. | Bill Belichick | 24 |
| 2. | Mike Tomlin | 18 |
| 3. | John Harbaugh | 16 |
| 4. | Andy Reid | 14 |
| 5. | Marvin Lewis | 11 |
| | Gary Kubiak | 11 |

- Tomlin's .545 regular-season road winning percentage against the NFC is the third-highest by an AFC head coach since 2007 (min. 20 games).

BEST REGULAR-SEASON ROAD WIN PCT. VS. NFC BY AFC COACH – SINCE 2007 (MIN. 20 GAMES)

| RANK | COACH | W | L | T | WIN PCT. |
|------|----------------|----|----|---|----------|
| 1. | Bill Belichick | 24 | 10 | 0 | .706 |
| 2. | Andy Reid | 14 | 8 | 0 | .636 |
| 3. | Mike Tomlin | 18 | 15 | 0 | .545 |
| 4. | John Harbaugh | 16 | 15 | 0 | .516 |
| 5. | Marvin Lewis | 11 | 13 | 0 | .458 |

- Including the postseason, Tomlin has a .645 winning percentage (44-24-1) against the NFC during his 16 years.

TOMLIN T-160 COACH

- Mike Tomlin became the 17th head coach in NFL history to reach 160 career wins. He registered 160 victories in 255 games coached, which is the fifth-fewest games coached in League history to reach 160 wins.

FEWEST GAMES COACHED TO 160 CAREER VICTORIES

| RANK | PLAYER | GAMES |
|------|----------------|-------|
| 1. | Don Shula | 219 |
| 2. | George Halas | 236 |
| 3. | Curly Lambeau | 243 |
| 4. | Bill Belichick | 254 |
| 5. | Mike Tomlin | 255 |

TOMLIN IN HIS FIRST 260 CAREER NFL GAMES COACHED

- Mike Tomlin became the 20th, fourth active and 15th since the 1970 AFL-NFL merger, head coach in NFL history to coach in 260 regular-season games.

MOST REGULAR-SEASON GAMES COACHED – SINCE 1970

| RANK | COACH | GAMES |
|------|---------------|-------|
| 14. | Mike Holmgren | 272 |
| 15. | Mike Tomlin | 263 |
| 16. | Mike McCarthy | 258 |
| 17. | John Fox | 256 |
| | Marvin Lewis | 256 |

- Tomlin also became the fifth head coach to coach in 260 regular-season games with one franchise since the 1970 AFL-NFL merger.

MOST REGULAR-SEASON GAMES COACHED WITH ONE NFL FRANCHISE – SINCE 1970

| RANK | COACH. TEAM | GAMES |
|------|--------------------------------------|-------|
| 1. | Bill Belichick, New England Patriots | 374 |
| 2. | Chuck Noll, Pittsburgh Steelers | 342 |
| 3. | Tom Landry, Dallas Cowboys | 280 |
| 4. | Mike Tomlin, Pittsburgh Steelers | 263 |
| 5. | Jeff Fisher, Tennessee Titans | 262 |

- Tomlin's 164 regular-season victories in his first 260 games are the fifth-most in NFL history.

MOST REGULAR-SEASON VICTORIES IN FIRST 260 CAREER GAMES COACHED IN NFL HISTORY

| RANK | COACH. TEAM | WINS |
|------|----------------|------|
| 1. | Don Shula | 185 |
| 2. | George Halas | 178 |
| 3. | Curly Lambeau | 173 |
| 4. | Bill Belichick | 165 |
| 5. | Mike Tomlin | 164 |

- Tomlin's 164 regular-season victories in his first 260 games are the second-most since the 1970 AFL-NFL merger.

MOST REGULAR-SEASON VICTORIES IN FIRST 250 CAREER GAMES COACHED – SINCE 1970

| RANK | COACH. TEAM | WINS |
|------|----------------------|------|
| 1. | Bill Belichick | 165 |
| 2. | Mike Tomlin | 164 |
| 3. | Marty Schottenheimer | 161 |
| 4. | Mike Holmgren | 158 |
| 5. | Mike McCarthy | 157 |

AMONG COACHES IN FIRST 16 YEARS

- Mike Tomlin earned his 163rd regular-season victory in Week 18 of 2022 vs. Cleveland, and accumulated a 163-93-2 regular-season record in his first 16 seasons as a head coach in the NFL (2007-22).
- Tomlin's 163 regular-season victories are the second-most, behind only Pro Football Hall of Famer Don Shula (165, 1963-78), in a coach's first 16 career seasons.

MOST WINS AMONG NFL HEAD COACHES DURING FIRST 16 SEASONS

| RANK | COACH | YEARS | WINS |
|------|----------------------|------------------------|------|
| 1. | Don Shula | 1963-78 | 165 |
| 2. | Mike Tomlin | 2007-22 | 163 |
| 3. | Bill Belichick | 1991-95, 2000-10 | 162 |
| 4. | Mike Holmgren | 1992-2008 | 157 |
| 5. | Mike McCarthy | 2006-18, 2020-22 | 155 |
| 6. | Joe Gibbs | 1981-92, 2004-07 | 154 |
| 7. | Marty Schottenheimer | 1984-98, 2001-06 | 153 |
| 8. | Pete Carroll | 1994, 1997-99, 2010-22 | 152 |
| | Sean Payton | 2006-21 | 152 |
| 10. | Andy Reid | 1999-2012, 2013-22 | 150 |

*Does not include 2012 suspended season in 15 seasons count

- Tomlin's .636 regular-season winning percentage is the seventh-highest by a head coach in his first 16 career seasons.

BEST WIN PCT. AMONG NFL HEAD COACHES DURING FIRST 16 SEASONS

| RANK | COACH | YEARS | WIN PCT. |
|------|----------------------|------------------|----------|
| 1. | George Halas | 1920-29, 1933-38 | .749 |
| 2. | Don Shula | 1963-78 | .747 |
| 3. | Curly Lambeau | 1921-36 | .707 |
| 4. | Steve Owen | 1930-45 | .648 |
| 5. | Paul Brown | 1946-60, 1970 | .643 |
| | Bud Grant | 1967-82 | .643 |
| 7. | Mike Tomlin | 2007-22 | .636 |
| 8. | Bill Belichick | 1991-95, 2000-10 | .633 |
| 9. | Chuck Knox | 1973-88 | .624 |
| 10. | Marty Schottenheimer | 1984-98, 2001-06 | .621 |

TOMLIN IN 16

- In his first 16 seasons as the head coach of the Steelers, **Mike Tomlin** has an extensive list of accomplishments.
- Tomlin's 163 regular-season wins in his first 16 seasons rank as the most wins in team history for any coach in his first 16 campaigns, and his two Super Bowl appearances rank second in the franchise for a coach in his first 16 seasons.
- Tomlin's 10 postseason berths rank tied for first in a coach's first 16 seasons with the Steelers and his seven division titles rank tied for second.

STEELERS HEAD COACHES RECORD THROUGH 16 SEASONS

| RANK | COACH | RECORD | YEARS |
|------|-------------|-------------------------|----------------------------------|
| 1. | Mike Tomlin | 163-93-1 (.643) | 2007-22 |
| 2. | Chuck Noll | 142-88-1 (.617) | 1969-1984 |
| RANK | COACH | SUPER BOWL APP. | TITLES |
| 1. | Chuck Noll | 4 (1974, '75, '78, '79) | 4 (1974, '75, '78, '79) |
| 2. | Mike Tomlin | 2 (2008, '10) | 1 (2008) |
| RANK | COACH | PLAYOFF APP. | YEARS |
| 1. | Mike Tomlin | 10 | 2007-08, '10-11, '14-17, '20-'21 |
| | Chuck Noll | 10 | 1972-79, 1982-83 |
| RANK | COACH | DIVISION TITLES | YEARS |
| 1. | Mike Tomlin | 7 (AFC North) | 2007-08, '10, '14, '16-17, '20 |
| | Chuck Noll | 7 (AFC Central) | 1972, '74-79 |
| | Bill Cowher | 8 (AFC Central/North) | 1992, '94-97, 2001, '02, '04 |

*Cowher coached just 15 seasons

| TOMLIN'S RECORD WHEN | | |
|-------------------------------|-----|------|
| Overall | 166 | 95 2 |
| Home | 94 | 37 1 |
| Away | 72 | 58 1 |
| In overtime | 9 | 7 2 |
| Grass | 131 | 69 2 |
| Turf | 35 | 26 0 |
| Indoors | 14 | 7 0 |
| Outdoors | 152 | 88 2 |
| AFC | 123 | 72 1 |
| AFC North | 67 | 30 1 |
| AFC East | 15 | 19 0 |
| AFC South | 24 | 8 0 |
| AFC West | 17 | 15 0 |
| NFC | 43 | 23 1 |
| NFC North | 9 | 6 1 |
| NFC East | 10 | 7 0 |
| NFC South | 12 | 4 0 |
| NFC West | 12 | 6 0 |
| Playoffs | 8 | 9 0 |
| Wild Card | 2 | 5 0 |
| Divisional | 3 | 2 0 |
| Title Game | 2 | 1 0 |
| Super Bowl | 1 | 1 0 |
| On Sunday Night Football | 20 | 14 0 |
| On Monday Night Football | 20 | 3 0 |
| On Thursday Night Football | 8 | 9 0 |
| On Saturday | 2 | 0 0 |
| On Sunday at 1 p.m. ET | 88 | 41 2 |
| On Sunday at 4:25 p.m. ET | 26 | 27 1 |
| In September | 30 | 26 1 |
| In October | 42 | 20 0 |
| In November | 41 | 22 1 |
| In December | 44 | 26 0 |
| In January | 9 | 1 0 |
| Coming off a loss | 58 | 33 0 |
| Coming off a win | 98 | 54 1 |
| Coming off a tie | 0 | 2 0 |
| Opponent Coming off a loss | 73 | 47 1 |
| Opponent Coming off a win | 82 | 41 0 |
| Opponent Coming off a tie | 1 | 0 0 |
| Coming off a Bye | 12 | 4 0 |
| Opponent coming off a Bye | 9 | 7 1 |
| Scoring first | 101 | 34 2 |
| Opponent scores first | 65 | 61 0 |
| Leading at any point | 164 | 55 2 |
| Trailing at any point | 98 | 94 1 |
| Leading at halftime | 115 | 22 1 |
| Tied at halftime | 13 | 9 1 |
| Trailing at halftime | 37 | 64 0 |
| Decided by 3 points or fewer | 37 | 29 2 |
| Decided by 7 points or fewer | 84 | 58 2 |
| Decided by 8 pts or fewer | 92 | 59 2 |
| *Opp. Missed Playoffs | 99 | 52 2 |
| *Opp. Lost Wild Card | 26 | 15 0 |
| *Opp. Lost Divisional Playoff | 27 | 11 0 |
| *Opp. Lost Title Game | 8 | 8 0 |
| *Opp. Lost Super Bowl | 4 | 3 0 |
| *Opp. Won Super Bowl | 2 | 6 0 |

| TOMLIN'S RECORD WHEN | | |
|-------------------------------|-----|------|
| Leading after three quarters | 124 | 17 1 |
| Tied after three quarters | 11 | 8 0 |
| Trailing after three quarters | 31 | 70 1 |
| Scoring 40+ points | 11 | 0 0 |
| Scoring 30-39 points | 37 | 9 0 |
| Scoring 20-29 points | 86 | 28 1 |
| Scoring 0-19 points | 32 | 58 1 |
| Allowing 40+ points | 0 | 5 0 |
| Allowing 30-39 points | 5 | 27 0 |
| Allowing 20-29 points | 47 | 46 1 |
| Allowing 0-19 Points | 115 | 16 1 |
| 3 days rest | 7 | 8 0 |
| 4 days rest | 1 | 1 0 |
| 5 days rest | 15 | 8 1 |
| 6 days rest | 91 | 61 0 |
| 7 days rest | 18 | 2 0 |
| 9 days rest | 12 | 4 0 |
| 10 days rest | 1 | 1 0 |
| 12 days rest | 0 | 1 0 |
| 13 days rest | 9 | 3 0 |
| 14 days rest | 2 | 0 0 |
| Opp. 3 days rest | 7 | 8 0 |
| Opp. 5 days rest | 10 | 8 0 |
| Opp. 6 days rest | 105 | 57 0 |
| Opp. 7 days rest | 16 | 3 0 |
| Opp. 8 days rest | 1 | 0 0 |
| Opp. 9 days rest | 6 | 5 0 |
| Opp. 10 days rest | 2 | 1 0 |
| Opp. 13 days rest | 8 | 7 1 |
| Opp. 14 days rest | 1 | 0 0 |
| Outrushing opponent | 116 | 24 0 |
| Getting outrushed | 49 | 71 2 |
| Rushing Yards tied | 1 | 0 0 |
| Passing for more yards | 52 | 37 0 |
| Passing for fewer yards | 114 | 58 2 |
| Outgaining opponent | 127 | 41 2 |
| Outgained by opponent | 39 | 54 0 |
| Clear | 143 | 85 1 |
| Rain | 19 | 7 1 |
| Snow | 4 | 3 0 |
| Below 32-degrees | 15 | 7 0 |
| Above 32-degrees | 151 | 88 2 |
| Winning time of possession | 124 | 40 2 |
| Losing time of possession | 42 | 55 0 |
| Scoring a defensive TD | 30 | 2 0 |
| Allowing a defensive TD | 7 | 13 0 |
| Scoring a special teams TD | 11 | 0 0 |
| Allowing a special teams TD | 6 | 7 0 |
| Fewer penalty yards | 91 | 53 1 |
| More penalty yards | 75 | 42 1 |
| Winning turnover battle | 96 | 14 0 |
| Losing turnover battle | 26 | 62 2 |
| Tied turnover battled | 44 | 19 0 |
| -1 Turnovers | 20 | 27 0 |
| -2 Turnovers | 3 | 14 0 |
| -3 Turnovers | 3 | 10 1 |
| -4 Turnovers | 0 | 8 0 |
| -5 Turnovers | 0 | 1 1 |

| TOMLIN'S RECORD WHEN | | |
|--------------------------|----------|------------|
| -7 Turnovers | 0 | 2 0 |
| +1 Turnovers | 41 | 11 0 |
| +2 Turnovers | 34 | 2 0 |
| +3 Turnovers | 13 | 1 0 |
| +4 Turnovers | 6 | 0 0 |
| +5 Turnovers | 1 | 0 0 |
| +6 Turnovers | 1 | 0 0 |
| 100-yard rusher | 54 | 8 2 |
| 100-yard receiver | 63 | 41 1 |
| 200-yard passer | 123 | 69 2 |
| 200-yard rusher | 2 | 0 0 |
| 200-yard receiver | 2 | 1 0 |
| 300-yard passer | 38 | 27 1 |
| 400-yard passer | 4 | 7 0 |
| 500-yard passer | 3 | 0 0 |
| Opp. 100-yard rusher | 15 | 25 2 |
| Opp. 100-yard receiver | 43 | 36 1 |
| Opp. 200-yard passer | 95 | 61 0 |
| Opp. 200-yard rusher | 0 | 2 0 |
| Opp. 200-yard receiver | 2 | 0 0 |
| Opp. 300-yard passer | 22 | 21 0 |
| Opp. 400-yard passer | 4 | 1 0 |
| Opp. 500-yard passer | 0 | 0 0 |
| Rookie Starting QB | 9 | 8 0 |
| Vs. Rookie Starting QB | 23 | 5 0 |
| Arizona Cardinals | 3 | 1 0 |
| Atlanta Falcons | 4 | 0 0 |
| Baltimore Ravens | 18 | 15 0 |
| Buffalo Bills | 5 | 3 0 |
| Carolina Panthers | 4 | 0 0 |
| Chicago Bears | 1 | 3 0 |
| Cincinnati Bengals | 23 | 9 0 |
| Cleveland Browns | 26 | 6 1 |
| Dallas Cowboys | 2 | 2 0 |
| Denver Broncos | 4 | 3 0 |
| Detroit Lions | 3 | 0 1 |
| Green Bay Packers | 3 | 1 0 |
| Houston Texans | 4 | 2 0 |
| Indianapolis Colts | 8 | 1 0 |
| Jacksonville Jaguars | 5 | 2 0 |
| Kansas City Chiefs | 5 | 4 0 |
| Las Vegas Raiders | 3 | 5 0 |
| L.A. Chargers | 4 | 3 0 |
| L.A. Rams | 4 | 0 0 |
| Miami Dolphins | 4 | 3 0 |
| Minnesota Vikings | 2 | 2 0 |
| New England Patriots | 3 | 8 0 |
| New Orleans Saints | 1 | 3 0 |
| N.Y. Giants | 3 | 1 0 |
| N.Y. Jets | 3 | 5 0 |
| Philadelphia Eagles | 2 | 3 0 |
| San Francisco 49ers | 2 | 3 0 |
| Seattle Seahawks | 3 | 2 0 |
| Tampa Bay Buccaneers | 3 | 1 0 |
| Tennessee Titans | 7 | 3 0 |
| Washington Football Team | 3 | 1 0 |

| AMERICAN FOOTBALL CONFERENCE | | | | | | | | | | | | |
|------------------------------|----------|----------|----------|-------------|-----------|------------|------------|--------------|--------------|--------------|--------------|--------------|
| EAST DIVISION | | | | | | | | | | | | |
| TEAM | W | L | T | PCT | PF | PA | NET PTS | HOME | AWAY | CONF | DIV | STREAK |
| Miami Dolphins | 5 | 1 | 0 | .833 | 223 | 156 | 67 | 3-0-0 | 2-1-0 | 3-1-0 | 1-1-0 | Won 2 |
| Buffalo Bills | 4 | 2 | 0 | .667 | 173 | 89 | 84 | 3-1-0 | 1-1-0 | 2-2-0 | 1-1-0 | Won 1 |
| New York Jets | 3 | 3 | 0 | .500 | 113 | 119 | -6 | 2-2-0 | 1-1-0 | 2-2-0 | 1-1-0 | Won 2 |
| New England Patriots | 1 | 5 | 0 | .167 | 72 | 152 | -80 | 0-3-0 | 1-2-0 | 1-2-0 | 1-1-0 | Lost 3 |
| NORTH DIVISION | | | | | | | | | | | | |
| TEAM | W | L | T | PCT | PF | PA | NET PTS | HOME | AWAY | CONF | DIV | STREAK |
| Baltimore Ravens | 4 | 2 | 0 | .667 | 133 | 91 | 42 | 1-1-0 | 3-1-0 | 4-2-0 | 2-1-0 | Won 1 |
| Pittsburgh Steelers | 3 | 2 | 0 | .600 | 79 | 110 | -31 | 2-1-0 | 1-1-0 | 3-1-0 | 2-0-0 | Won 1 |
| Cleveland Browns | 3 | 2 | 0 | .600 | 95 | 77 | 18 | 3-1-0 | 0-1-0 | 2-2-0 | 1-2-0 | Won 1 |
| Cincinnati Bengals | 3 | 3 | 0 | .500 | 100 | 127 | -27 | 2-1-0 | 1-2-0 | 0-3-0 | 0-2-0 | Won 2 |
| SOUTH DIVISION | | | | | | | | | | | | |
| TEAM | W | L | T | PCT | PF | PA | NET PTS | HOME | AWAY | CONF | DIV | STREAK |
| Jacksonville Jaguars | 4 | 2 | 0 | .667 | 142 | 122 | 20 | 2-2-0 | 2-0-0 | 3-2-0 | 2-1-0 | Won 3 |
| Indianapolis Colts | 3 | 3 | 0 | .500 | 140 | 152 | -12 | 1-2-0 | 2-1-0 | 3-2-0 | 2-2-0 | Lost 1 |
| Houston Texans | 3 | 3 | 0 | .500 | 135 | 113 | 22 | 2-1-0 | 1-2-0 | 2-2-0 | 1-1-0 | Won 1 |
| Tennessee Titans | 2 | 4 | 0 | .333 | 104 | 117 | -13 | 2-1-0 | 0-3-0 | 2-3-0 | 0-1-0 | Lost 2 |
| WEST DIVISION | | | | | | | | | | | | |
| TEAM | W | L | T | PCT | PF | PA | NET PTS | HOME | AWAY | CONF | DIV | STREAK |
| Kansas City Chiefs | 5 | 1 | 0 | .833 | 147 | 88 | 59 | 2-1-0 | 3-0-0 | 3-0-0 | 1-0-0 | Won 5 |
| Las Vegas Raiders | 3 | 3 | 0 | .500 | 100 | 131 | -31 | 2-1-0 | 1-2-0 | 2-3-0 | 1-1-0 | Won 2 |
| Los Angeles Chargers | 2 | 3 | 0 | .400 | 127 | 124 | 3 | 1-2-0 | 1-1-0 | 1-2-0 | 1-0-0 | Lost 1 |
| Denver Broncos | 1 | 5 | 0 | .167 | 129 | 200 | -71 | 0-3-0 | 1-2-0 | 0-4-0 | 0-2-0 | Lost 2 |
| NATIONAL FOOTBALL CONFERENCE | | | | | | | | | | | | |
| EAST DIVISION | | | | | | | | | | | | |
| TEAM | W | L | T | PCT | PF | PA | NET PTS | HOME | AWAY | CONF | DIV | STREAK |
| Philadelphia Eagles | 5 | 1 | 0 | .833 | 155 | 124 | 31 | 2-0-0 | 3-1-0 | 4-0-0 | 1-0-0 | Lost 1 |
| Dallas Cowboys | 4 | 2 | 0 | .667 | 154 | 100 | 54 | 2-0-0 | 2-2-0 | 1-2-0 | 1-0-0 | Won 1 |
| Washington Commanders | 3 | 3 | 0 | .500 | 133 | 176 | -43 | 1-2-0 | 2-1-0 | 2-2-0 | 0-1-0 | Won 1 |
| New York Giants | 1 | 5 | 0 | .167 | 71 | 167 | -96 | 0-2-0 | 1-3-0 | 1-3-0 | 0-1-0 | Lost 4 |
| NORTH DIVISION | | | | | | | | | | | | |
| TEAM | W | L | T | PCT | PF | PA | NET PTS | HOME | AWAY | CONF | DIV | STREAK |
| Detroit Lions | 5 | 1 | 0 | .833 | 168 | 113 | 55 | 2-1-0 | 3-0-0 | 4-1-0 | 1-0-0 | Won 4 |
| Green Bay Packers | 2 | 3 | 0 | .400 | 113 | 113 | 0 | 1-1-0 | 1-2-0 | 2-2-0 | 1-1-0 | Lost 2 |
| Minnesota Vikings | 2 | 4 | 0 | .333 | 129 | 135 | -6 | 0-3-0 | 2-1-0 | 2-2-0 | 1-0-0 | Won 1 |
| Chicago Bears | 1 | 5 | 0 | .167 | 128 | 176 | -48 | 0-3-0 | 1-2-0 | 1-3-0 | 0-2-0 | Lost 1 |
| SOUTH DIVISION | | | | | | | | | | | | |
| TEAM | W | L | T | PCT | PF | PA | NET PTS | HOME | AWAY | CONF | DIV | STREAK |
| Tampa Bay Buccaneers | 3 | 2 | 0 | .600 | 90 | 88 | 2 | 1-2-0 | 2-0-0 | 3-2-0 | 1-0-0 | Lost 1 |
| Atlanta Falcons | 3 | 3 | 0 | .500 | 99 | 120 | -21 | 3-1-0 | 0-2-0 | 2-2-0 | 1-0-0 | Lost 1 |
| New Orleans Saints | 3 | 3 | 0 | .500 | 109 | 96 | 13 | 1-1-0 | 2-2-0 | 1-2-0 | 1-1-0 | Lost 1 |
| Carolina Panthers | 0 | 6 | 0 | .000 | 112 | 186 | -74 | 0-2-0 | 0-4-0 | 0-5-0 | 0-2-0 | Lost 6 |
| WEST DIVISION | | | | | | | | | | | | |
| TEAM | W | L | T | PCT | PF | PA | NET PTS | HOME | AWAY | CONF | DIV | STREAK |
| San Francisco 49ers | 5 | 1 | 0 | .833 | 184 | 87 | 97 | 3-0-0 | 2-1-0 | 4-0-0 | 2-0-0 | Lost 1 |
| Seattle Seahawks | 3 | 2 | 0 | .600 | 124 | 108 | 16 | 1-1-0 | 2-1-0 | 3-1-0 | 0-1-0 | Lost 1 |
| Los Angeles Rams | 3 | 3 | 0 | .500 | 138 | 117 | 21 | 1-2-0 | 2-1-0 | 2-2-0 | 2-1-0 | Won 1 |
| Arizona Cardinals | 1 | 5 | 0 | .167 | 117 | 162 | -45 | 1-2-0 | 0-3-0 | 1-4-0 | 0-2-0 | Lost 3 |

STEELERS 2023 REGULAR SEASON RECORD WHEN...

| CATEGORY | 2023 SEASON | | CATEGORY | 2023 SEASON | |
|---------------------------------------|-------------|--|------------------------------------|-------------|--|
| | W-L | | | W-L | |
| STEELERS AT ACRISURE STADIUM | 2-1 | | IN SEPTEMBER | 2-1 | |
| STEELERS ON THE ROAD | 1-1 | | IN OCTOBER | 1-1 | |
| STEELERS ON GRASS | 3-1 | | IN NOVEMBER | 0-0 | |
| STEELERS ON ARTIFICIAL TURF | 0-1 | | IN DECEMBER | 0-0 | |
| STEELERS IN DOMES | 0-0 | | IN JANUARY | 0-0 | |
| STEELERS IN RETRACTABLE ROOF STADIUMS | 0-0 | | ON SUNDAY NIGHT | 1-0 | |
| STEELERS OUTDOORS | 1-0 | | ON THURSDAY NIGHT | 0-0 | |
| STEELERS INDOORS | 0-0 | | ON MONDAY NIGHT | 1-0 | |
| STEELERS SCORE FIRST | 0-0 | | ON SATURDAY | 0-0 | |
| OPPONENT SCORES FIRST | 3-2 | | DAY GAMES | 1-2 | |
| STEELERS SCORE ON FIRST POSSESSION | 0-0 | | KICKOFF AT 12:00 EDT | 0-0 | |
| STEELERS SCORE 20 OR MORE POINTS | 2-0 | | KICKOFF AT 3:00/3:05/3:15/3:35 EDT | 0-0 | |
| STEELERS SCORE 19 OR LESS POINTS | 1-2 | | NIGHT GAMES | 2-0 | |
| STEELERS ALLOW 20 OR MORE | 1-2 | | VS. AFC NORTH OVERALL | 2-0 | |
| STEELERS ALLOW 19 OR LESS POINTS | 2-0 | | VS. AFC NORTH AT HOME | 2-0 | |
| STEELERS LEAD AFTER 1ST QUARTER | 1-0 | | VS. AFC NORTH ON THE ROAD | 0-0 | |
| STEELERS TRAIL AFTER 1ST QUARTER | 1-2 | | VS. AFC | 3-1 | |
| SCORE TIED AFTER 1ST QUARTER | 1-0 | | VS. AFC EAST | 0-0 | |
| STEELERS LEAD AT HALFTIME | 2-0 | | VS. AFC SOUTH | 0-1 | |
| STEELERS TRAIL AT HALFTIME | 1-2 | | VS. AFC WEST | 1-0 | |
| SCORE TIED AT HALFTIME | 0-0 | | VS. NFC | 0-1 | |
| STEELERS LEAD AFTER 3RD QUARTER | 1-0 | | VS. NFC EAST | 0-0 | |
| STEELERS TRAIL AFTER 3RD QUARTER | 2-2 | | VS. NFC SOUTH | 0-0 | |
| SCORE TIED AFTER 3RD QUARTER | 0-0 | | VS. NFC NORTH | 0-0 | |
| GAME GOES TO OVERTIME | 0-0 | | VS. NFC WEST | 0-1 | |
| STEELERS HAVE + TURNOVER RATIO | 3-0 | | | | |
| STEELERS HAVE - TURNOVER RATIO | 0-2 | | | | |
| TURNOVER RATIO EVEN | 0-0 | | | | |
| STEELERS HAVE 30:00+TOP | 1-0 | | | | |
| STEELERS HAVE LESS THAN 30:00 TOP | 2-2 | | | | |
| STEELERS HAVE 100-YARD RUSHER | 0-0 | | | | |
| STEELERS HAVE 300 NET PASSING YARDS | 0-0 | | | | |
| STEELERS HAVE 1 100-YARD RECEIVER | 2-0 | | | | |
| STEELERS HAVE 2 100-YARD RECEIVERS | 0-0 | | | | |
| STEELERS WIN COIN TOSS | 2-2 | | | | |
| STEELERS LOSE COIN TOSS | 1-0 | | | | |

| NO. | NAME | POS | HT | WT | DOB | EXP | COLLEGE | HOMETOWN | HOW ACQ |
|--|------------------------|-------|------|-----|------------|-----|--------------------|------------------------|--------------|
| 57 | Adams Sr., Montravius | DT | 6-4 | 304 | 7/24/1995 | 7 | Auburn | Vienna, GA | FA '21 |
| 54 | Alexander, Kwon | LB | 6-1 | 227 | 8/3/1994 | 9 | LSU | Oxford, AL | FA '23 |
| 74 | Anderson, Spencer | OL | 6-5 | 301 | 6/1/2000 | 2 | Maryland | Bowie, MD | D7a '23 |
| 19 | Austin III, Calvin | WR | 5-9 | 162 | 3/24/1999 | 2 | Memphis | Memphis, TN | D4 '22 |
| 95 | Benton, Keanau | DT | 6-4 | 309 | 7/17/2001 | R | Wisconsin | Janesville, WI | D2b '23 |
| 9 | Boswell, Chris | K | 6-2 | 185 | 3/16/1991 | 9 | Rice | Fort Worth, TX | FA '15 |
| 13 | Boykin, Miles | WR | 6-4 | 220 | 10/12/1996 | 5 | Notre Dame | New Lenox, IL | W '22 (BAL) |
| 61 | Cole, Mason | OL | 6-5 | 298 | 3/28/1996 | 6 | Michigan | Tarpon Springs, FL | FA '22 |
| 60 | Cook, Dylan | OT | 6-5 | 280 | 1/11/1998 | 1 | Montana | Butte, MT | FA '23 |
| 78 | Daniels, James | OL | 6-4 | 327 | 9/13/1997 | 6 | Iowa | Warren, OH | FA '22 |
| 96 | Fehoko, Breiden | DL | 6-3 | 300 | 10/15/1996 | 3 | LSU | Honolulu, HI | FA '23 |
| 39 | Fitzpatrick, Minkah | S | 6-1 | 207 | 11/17/1996 | 6 | Alabama | Old Bridge, NJ | TR '19 (MIA) |
| 48 | Freiermuth, Pat | TE | 6-5 | 258 | 10/25/1991 | 3 | Penn State | Merrimac, MA | D2 '21 |
| 44 | Golden, Markus | LB | 6-3 | 260 | 3/13/1991 | 9 | Missouri | St. Louis, MO | FA '23 |
| 22 | Harris, Najee | RB | 6-1 | 242 | 3/9/1998 | 3 | Alabama | Antioch, CA | D1 '21 |
| 6 | Harvin III, Pressley | P | 6-0 | 255 | 9/17/1998 | 3 | Georgia Tech | Alcolu, SC | D7b '21 |
| 71 | Herbig, Nate | TE | 6-4 | 334 | 7/10/1998 | 5 | Stanford | Honolulu, HI | FA '23 |
| 51 | Herbig, Nick | LB | 6-2 | 240 | 11/21/2001 | R | Wisconsin | Kausi, HI | D4 '23 |
| 83 | Heyward, Connor | TE/FB | 6-0 | 230 | 1/22/1999 | 2 | Michigan State | Duluth, GA | D6 '22 |
| 56 | Highsmith, Alex | LB | 6-4 | 242 | 8/7/1997 | 4 | Charlotte | Wilmington, NC | D3 '20 |
| 55 | Holcomb, Cole | LB | 6-1 | 240 | 7/30/1996 | 5 | North Carolina | New Smyrna Beach, FL | FA '23 |
| 48 | Igwebuike, Godwin | RB | 6-0 | 213 | 9/10/2004 | 4 | Northwestern | Columbus, OH | FA '23 |
| 77 | Jones, Broderick | OT | 6-5 | 311 | 5/16/2001 | R | Georgia | Lithonia, GA | D1 '23 |
| 23 | Kazee, Damontae | S | 5-11 | 174 | 6/5/1993 | 7 | San Diego State | San Bernardino, CA | FA '22 |
| 28 | Killebrew, Miles | S | 6-2 | 222 | 5/10/1993 | 8 | Southern Utah | Henderson, NV | FA '22 |
| 25 | King III, Desmond | CB | 5-10 | 200 | 12/14/1994 | 7 | Iowa | Detroit, MI | FA '23 |
| 46 | Kuntz, Christian | LS | 6-1 | 228 | 4/13/1994 | 3 | Duquesne | Pittsburgh, PA | FA '20 |
| 98 | Leal, DeMarvin | DE | 6-4 | 290 | 7/1/2000 | 2 | Texas A&M | San Antonio, TX | D3 '22 |
| 92 | Loudermilk, Isaiahh | DT | 6-7 | 293 | 10/10/1997 | 3 | Wisconsin | Howard, KS | D5 '21 |
| 15 | Moore Jr., Dan | OT | 6-5 | 315 | 9/28/1998 | 3 | Texas A&M | Beaumont, TX | D4a '21 |
| 31 | Neal, Keanu | S | 6-0 | 211 | 7/26/1995 | 8 | Florida | Bushnell, FL | FA '23 |
| 99 | Ogunjobi, Larry | DT | 6-3 | 305 | 6/3/1994 | 7 | Charlotte | Greensboro, NC | FA '22 |
| 76 | Okorafor, Chukwuma | OL | 6-6 | 320 | 8/8/1997 | 6 | Western Michigan | Southfield, MI | D3b '18 |
| 89 | Olszewski, Gunner | WR | 6-0 | 190 | 11/26/1996 | 5 | Bemidji State | Alvin, TX | FA '22 |
| 20 | Peterson, Patrick | CB | 6-1 | 203 | 7/11/1990 | 13 | LSU | Pompano Beach, FL | FA '23 |
| 14 | Pickens, George | WR | 6-3 | 200 | 3/4/2001 | 2 | Georgia | Hoover, AL | D2 '22 |
| 8 | Pickett, Kenny | QB | 6-3 | 220 | 6/6/1998 | 2 | Pittsburgh | Oakhurst, NJ | D1 '22 |
| 42 | Pierre, James | CB | 6-2 | 185 | 9/16/1996 | 4 | Florida Atlantic | Deerfield Beach, FL | UDFA '20 |
| 24 | Porter Jr., Joey | CB | 6-2 | 193 | 7/26/2000 | R | Penn State | Bakersfield, CA | D2a '23 |
| 37 | Riley, Elijah | S | 6-0 | 205 | 6/12/1998 | 3 | Army | Port Jefferson, NY | W '22 (NYJ) |
| 50 | Roberts, Elandon | LB | 6-1 | 238 | 4/22/1994 | 8 | Houston | Port Arthur, TX | FA '23 |
| 93 | Robinson, Mark | LB | 5-11 | 235 | 8/16/1999 | 2 | Mississippi | Leesburg, GA | D7a '22 |
| 90 | Robinson II, Allen | WR | 6-2 | 210 | 8/24/1993 | 10 | Penn State | Detroit, MI | TR '23 (LAR) |
| 72 | Rudolph, Mason | QB | 6-5 | 235 | 6/17/1995 | 8 | Oklahoma State | Rock Hill, SC | D3a '18 |
| 23 | Seumalo, Isaac | OL | 6-4 | 303 | 10/29/1993 | 8 | Oregon State | Corvallis, OR | FA '23 |
| 34 | Sullivan, Chandon | CB | 5-11 | 189 | 8/7/1996 | 6 | Georgia State | Winder, GA | FA '23 |
| 10 | Trubisky, Mitch | QB | 6-2 | 220 | 8/20/1994 | 7 | North Carolina | Mentor, OH | FA '22 |
| 29 | Wallace, Levi | CB | 6-0 | 179 | 6/12/1995 | 6 | Alabama | Tucson, AZ | FA '22 |
| 30 | Warren, Jaylen | RB | 5-8 | 215 | 11/1/1998 | 2 | Oklahoma State | Cottonwood Heights, UT | UDFA '22 |
| 80 | Washington, Darnell | TE | 6-7 | 264 | 8/17/2001 | R | Georgia | Las Vegas, NV | D3 '23 |
| 90 | Watt, T.J. | LB | 6-4 | 252 | 10/11/1994 | 7 | Wisconsin | Pewaukee, WI | D1 '17 |
| 94 | Watts, Armon | DL | 6-5 | 307 | 7/22/1996 | 5 | Arkansas | St. Louis, MO | FA '23 |
| 87 | Williams, Rodney | TE | 6-4 | 235 | 4/10/2000 | 1 | UT Martin | Memphis, TN | FA '22 |
| Injured Reserve (5) | | | | | | | | | |
| 97 | Heyward, Cameron | DT | 6-5 | 295 | 5/6/1989 | 13 | Ohio State | Pittsburgh, PA | D1 '11 |
| 18 | Johnson, Dontae | WR | 5-10 | 183 | 7/5/1996 | 5 | Toledo | Ruskin, FL | D3a '19 |
| 26 | McFarland Jr., Anthony | RB | 5-8 | 193 | 3/4/1999 | 4 | Maryland | Hyattsville, MD | D4a '20 |
| 27 | Trice Jr., Cory | DB | 6-3 | 206 | 5/30/2000 | R | Purdue | Hopkinsville, KY | D7a '23 |
| 79 | Wren, Renell | DT | 6-5 | 315 | 10/23/1995 | 3 | Arizona State | St. Louis, MO | FA '22 |
| Practice Squad (16) | | | | | | | | | |
| 35 | Barcoo, Luq | CB | 6-1 | 180 | 7/27/1998 | 2 | San Diego State | San Diego, CA | FA '23 |
| 49 | Carpenter, Tariq | LB | 6-3 | 230 | 12/28/1998 | 2 | Georgia Tech | Ludowici, GA | FA '23 |
| 45 | Colletto, Jack | FB | 6-3 | 237 | 11/19/1998 | R | Oregon State | Camas, WA | FA '23 |
| 72 | Diesch, Kellen | OL | 6-7 | 300 | 8/23/1997 | 1 | Arizona State | Trophy Club, TX | FA '23 |
| 64 | Eze, Obinna | T | 6-8 | 325 | 6/12/1998 | 1 | TCU | Nashville, TN | FA '23 |
| 79 | Fisher, Joey | OL | 6-4 | 296 | 11/11/1997 | R | Shepherd | Hagerstown, MD | FA '23 |
| 82 | Fitzpatrick, Dez | WR | 6-2 | 208 | 12/17/1997 | 2 | Louisville | Farmington Hills, MI | FA '23 |
| 81 | Gindoff, Noah | TE | 6-6 | 267 | 2/12/1998 | R | North Dakota State | Crosby, Minn. | FA '23 |
| 91 | Johnson, Kyron | LB | 6-0 | 235 | 7/24/1998 | 2 | Kansas | Arlington, TX | FA '23 |
| 53 | Marshall, Jonathan | DL | 6-3 | 310 | 9/16/1997 | 2 | Arkansas | Shepherd, TX | W '22 (NYJ) |
| 62 | McCullum, Ryan | C | 6-5 | 300 | 3/4/1998 | 2 | Texas A&M | Spring, TX | W '22 (DET) |
| 15 | Mims, Denzel | WR | 6-3 | 207 | 10/10/1997 | 4 | Baylor | Dalingerfield, TX | FA '23 |
| 41 | Ollison, Qadree | RB | 6-1 | 232 | 9/8/1996 | 4 | Pittsburgh | Niagara Falls, NY | FA '23 |
| 40 | Perales, David | LB | 6-3 | 255 | 4/9/1999 | R | Fresno State | Merced, CA | UDFA '23 |
| 17 | Thompson, Trenton | S | 6-1 | 196 | 12/18/1997 | 1 | San Diego State | Palm Springs, CA | FA '22 |
| 85 | Watts, Duce | WR | 6-1 | 196 | 12/23/1999 | R | Tulane | Petal, MS | FA '23 |
| Practice Squad Injured (1) | | | | | | | | | |
| 33 | Scott, Josiah | CB | 5-9 | 185 | 4/5/1999 | 3 | Michigan State | Hamilton, OH | FA '23 |
| Reserve/Retired (1) | | | | | | | | | |
| 400 | Pottebaum, Monte | FB | 6-1 | 244 | 1/7/2000 | R | Iowa | Larchwood, IA | UDFA '23 |
| COACHING STAFF | | | | | | | | | |
| HEAD COACH: Mike Tomlin | | | | | | | | | |
| ASSISTANTS: Terry Austin (Defensive Coordinator); Matt Canada (Offensive Coordinator); Danny Smith (Special Teams Coordinator); Grady Brown (Secondary); Aaron Curry (Inside Linebackers); Karl Dunbar (Defensive Line); Eddie Faulkner (Running Backs); Frisman Jackson (Wide Receivers); Denzel Martin (Outside Linebackers); Pat Meyer (Offensive Line); Alfredo Roberts (Tight Ends); Mike Sullivan (Quarterbacks); Gerald Alexander (Assistant Defensive Backs); David Corley (Assistant Quarterbacks); Isaac Williams (Assistant Offensive Line); Jason Brooks (Defensive Quality Control); Glenn Thomas (Offensive Assistant); Matt Tomsho (Quality Control); Garrett Giemont (Senior Conditioning Coordinator); Marcel Pastoor (Head Strength & Conditioning Coach); Rodain Delus (Strength & Conditioning Assistant) | | | | | | | | | |

| NO. | NAME | POS | HT | WT | DOB | EXP | COLLEGE | HOMETOWN | HOW ACQ |
|-----|-----------------------|-------|------|-----|------------|-----|------------------|-------------------------|--------------|
| 2 | Rudolph, Mason | QB | 6-5 | 235 | 6/17/1995 | 6 | Oklahoma State | Rock Hill, SC | D3a '18 |
| 6 | Harvin III, Pressley | P | 6-0 | 255 | 9/17/1998 | 3 | Georgia Tech | Alcolu, SC | D7b '21 |
| 9 | Pickett, Kenny | QB | 6-3 | 220 | 6/11/1997 | 3 | Pittsburgh | Okhurst, NJ | D1 '22 |
| 9 | Boswell, Chris | K | 6-2 | 185 | 3/16/1991 | 9 | Rice | Fort Worth, TX | FA '15 |
| 10 | Trubisky, Mitch | QB | 6-2 | 220 | 8/20/1994 | 7 | North Carolina | Mentor, OH | FA '22 |
| 11 | Robinson II, Allen | WR | 6-2 | 220 | 8/24/1993 | 10 | Penn State | Detroit, MI | TR '23 (LAR) |
| 13 | Boykin, Miles | WR | 6-4 | 220 | 10/12/1996 | 5 | Notre Dame | New Lenox, IL | W '22 (BAL) |
| 14 | Pickens, George | WR | 6-3 | 200 | 3/4/2001 | 2 | Georgia | Hoover, AL | D2 '22 |
| 19 | Austin III, Calvin | WR | 5-9 | 162 | 3/24/1999 | 2 | Memphis | Memphis, TN | D4 '22 |
| 20 | Peterson, Patrick | CB | 6-1 | 203 | 7/11/1990 | 13 | LSU | Pompano Beach, FL | FA '23 |
| 22 | Harris, Najee | RB | 6-1 | 242 | 3/9/1998 | 3 | Alabama | Antioch, CA | D1 '21 |
| 23 | Kazee, Damontae | S | 5-11 | 174 | 6/5/1993 | 7 | San Diego State | San Bernardino, CA | FA '23 |
| 24 | Porter Jr., Joey | CB | 6-2 | 193 | 7/26/2000 | R | Penn State | Bakersfield, CA | D2a '23 |
| 25 | King II, Desmond | CB | 5-10 | 200 | 12/14/1994 | 7 | Iowa | Detroit, MI | FA '23 |
| 28 | Killebrew, Miles | S | 6-2 | 222 | 5/10/1993 | 8 | Southern Utah | Henderson, NV | FA '22 |
| 29 | Wallace, Levi | CB | 6-0 | 179 | 6/12/1996 | 6 | Alabama | Tucson, AZ | FA '22 |
| 30 | Warren, Jaylen | RB | 5-8 | 215 | 11/1/1998 | 2 | Oklahoma State | Cottonwoods Heights, UT | UDFA '22 |
| 31 | Neal, Keanu | S | 6-0 | 211 | 7/26/1995 | 8 | Florida | Bushnell, FL | FA '23 |
| 34 | Sullivan, Chandon | CB | 5-11 | 189 | 8/7/1996 | 6 | Georgia State | Winder, GA | FA '23 |
| 37 | Riley, Elijah | S | 6-0 | 205 | 6/12/1998 | 3 | Army | Port Jefferson, NY | W '22 (NYJ) |
| 39 | Fitzpatrick, Minkah | S | 6-1 | 207 | 11/17/1996 | 6 | Alabama | Old Bridge, NJ | TR '19 (MIA) |
| 42 | Pierre, James | CB | 6-2 | 185 | 9/16/1996 | 4 | Florida Atlantic | Deerfield Beach, FL | UDFA '20 |
| 44 | Golden, Markus | LB | 6-3 | 260 | 3/13/1991 | 9 | Missouri | St. Louis, MO | FA '23 |
| 46 | Kuntz, Christian | LB | 6-1 | 228 | 4/13/1994 | 3 | Duquesne | Pittsburgh, PA | FA '20 |
| 48 | Igwueke, Godwin | RS | 6-0 | 213 | 9/10/1994 | 4 | Northwestern | Columbus, OH | FA '23 |
| 50 | Roberts, Elandon | LB | 6-1 | 238 | 4/22/1994 | 8 | Houston | Port Arthur, TX | FA '23 |
| 51 | Herbig, Nick | LB | 6-2 | 240 | 11/21/2001 | R | Wisconsin | Kauai, HI | D4 '23 |
| 54 | Alexander, Kwon | LB | 6-1 | 227 | 8/3/1994 | 9 | LSU | Oxford, AL | FA '23 |
| 55 | Holcomb, Cole | LB | 6-1 | 240 | 7/30/1996 | 5 | North Carolina | New Smyrna Beach, FL | FA '23 |
| 56 | Higginbotham, Alex | LB | 6-4 | 242 | 4/7/1997 | 4 | Charlotte | Wilmington, NC | D3 '20 |
| 57 | Adams Sr., Montravius | DT | 6-4 | 304 | 7/24/1995 | 7 | Auburn | Vienna, GA | FA '21 |
| 60 | Cook, Dylan | OT | 6-5 | 280 | 1/11/1998 | 1 | Montana | Butte, MT | FA '23 |
| 61 | Cole, Mason | OL | 6-5 | 298 | 3/28/1996 | 6 | Michigan | Tarpon Springs, FL | FA '22 |
| 65 | Moore Jr., Dan | OT | 6-5 | 315 | 9/28/1998 | 3 | Texas A&M | Beaumont, TX | D4a '21 |
| 71 | Herbig, Nate | OL | 6-4 | 334 | 7/10/1998 | 5 | Stanford | Honolulu, HI | FA '23 |
| 73 | Seumalo, Isaac | OL | 6-4 | 303 | 10/29/1993 | 8 | Oregon State | Corvallis, OR | FA '23 |
| 74 | Anderson, Spencer | OL | 6-5 | 305 | 6/7/2000 | R | Maryland | Bowie, MD | D7b '23 |
| 76 | Okorafor, Chukwuma | OL | 6-6 | 320 | 8/8/1997 | 6 | Western Michigan | Southfield, MI | D3b '18 |
| 77 | Jones, Broderick | OT | 6-5 | 311 | 5/16/2001 | R | Georgia | Lithonia, GA | D1 '23 |
| 78 | Daniels, James | OL | 6-4 | 327 | 9/13/1997 | 6 | Iowa | Warren, OH | FA '22 |
| 80 | Washington, Darnell | TE | 6-7 | 264 | 8/17/2001 | R | Georgia | Las Vegas, NV | D3 '23 |
| 83 | Heywood, Connor | TE/FB | 6-0 | 230 | 1/22/1999 | 2 | Michigan State | Duluth, GA | D6 '22 |
| 87 | Williams, Rodney | TE | 6-4 | 240 | 4/10/2000 | 1 | UT Martin | Memphis, TN | FA '22 |
| 88 | Freiermuth, Pat | TE | 6-5 | 258 | 10/25/1998 | 3 | Penn State | Merrimack, MA | D2 '21 |
| 89 | Olszewski, Gunner | WR | 6-0 | 190 | 11/26/1996 | 5 | Bemidji State | Alvin, TX | FA '22 |
| 90 | Watt, T. J. | LB | 6-4 | 252 | 10/11/1994 | 7 | Wisconsin | Pewaukee, WI | D1 '17 |
| 92 | Loudermilk, Isaiahh | DT | 6-7 | 293 | 10/10/1997 | 3 | Wisconsin | Howard, KS | D5 '21 |
| 93 | Robinson, Mark | LB | 5-11 | 235 | 8/14/1999 | 2 | Mississippi | Leesburg, GA | D7a '22 |
| 94 | Watts, Armon | DL | 6-5 | 307 | 7/22/1996 | 5 | Arkansas | St. Louis, MO | FA '23 |
| 95 | Benton, Keanu | DT | 6-4 | 309 | 7/17/2001 | R | Wisconsin | Janesville, WI | D2b '23 |
| 96 | Fehoko, Breiden | DL | 6-3 | 300 | 10/15/1996 | 3 | LSU | Honolulu, HI | FA '23 |
| 98 | Leal, DeMarvin | DE | 6-4 | 290 | 7/1/2000 | 2 | Texas A&M | San Antonio, TX | D3 '22 |
| 99 | Ogunjobi, Larry | DT | 6-3 | 305 | 6/3/1994 | 7 | Charlotte | Greensboro, NC | FA '22 |

Injured Reserve (5)

| | | | | | | | | | |
|----|------------------------|----|------|-----|------------|----|---------------|------------------|---------|
| 18 | Johnson, Dontae | WR | 5-10 | 183 | 7/5/1996 | 5 | Toledo | Ruskin, FL | D3a '19 |
| 26 | McFarland Jr., Anthony | RB | 5-8 | 193 | 3/4/1999 | 4 | Maryland | Hyattsville, MD | D4a '20 |
| 27 | Trice Jr., Cory | DB | 6-3 | 206 | 5/30/2000 | R | Purdue | Hopkinsville, KY | D7a '23 |
| 79 | Wren, Renell | DT | 6-5 | 315 | 10/23/1995 | 3 | Arizona State | St. Louis, MO | FA '22 |
| 97 | Heyward, Cameron | DT | 6-5 | 295 | 5/6/1989 | 13 | Ohio State | Pittsburgh, PA | D1 '11 |

Practice Squad (16)

| | | | | | | | | | |
|----|--------------------|----|-----|-----|------------|---|--------------------|----------------------|-------------|
| 15 | Mims, Denzel | WR | 6-3 | 207 | 10/10/1997 | 4 | Baylor | Daingerfield, TX | FA '23 |
| 17 | Thompson, Trenton | S | 6-1 | 196 | 12/18/1997 | 1 | San Diego State | Palm Springs, CA | FA '22 |
| 35 | Barcoo, Luq | CB | 6-1 | 180 | 7/27/1998 | 2 | San Diego State | San Diego, CA | FA '23 |
| 40 | Perales, David | LB | 6-3 | 255 | 4/9/1999 | R | Fresno State | Merced, CA | UDFA '23 |
| 41 | Ollison, Qadree | RB | 6-1 | 232 | 9/8/1996 | 4 | Pittsburgh | Niagara Falls, NY | FA '23 |
| 45 | Collette, Jack | FB | 6-3 | 237 | 11/19/1998 | R | Oregon State | Camas, WA | FA '23 |
| 49 | Carpenter, Tariq | LB | 6-3 | 230 | 12/28/1998 | 2 | Georgia Tech | Ludowici, GA | FA '23 |
| 53 | Johnson, Kyron | LB | 6-0 | 235 | 7/24/1998 | 2 | Kansas | Arlington, TX | FA '23 |
| 62 | McCollum, Ryan | C | 6-5 | 300 | 3/4/1998 | 2 | Texas A&M | Spring, TX | W '22 (DET) |
| 64 | Eze, Obinna | T | 6-8 | 325 | 6/12/1998 | 1 | TCU | Nashville, TN | FA '23 |
| 72 | Diesch, Kellen | OL | 6-7 | 300 | 8/23/1997 | 1 | Arizona State | Trophy Club, TX | FA '23 |
| 79 | Fisher, Joey | DL | 6-4 | 296 | 11/11/1997 | R | Shepherd | Hagerstown, MD | FA '23 |
| 81 | Gindorff, Noah | TE | 6-6 | 267 | 2/12/1999 | R | North Dakota State | Crosby, Minn. | FA '23 |
| 82 | Fitzpatrick, Dez | WR | 6-2 | 208 | 12/17/1997 | 2 | Louisville | Farmington Hills, MI | FA '23 |
| 85 | Watts, Ducee | WR | 6-1 | 196 | 12/23/1999 | R | Tulane | Petal, MS | FA '23 |
| 91 | Marshall, Jonathan | DL | 6-3 | 310 | 9/16/1997 | 2 | Arkansas | Shepherd, TX | W '22 (NYJ) |

Practice Squad Injured (1)

| | | | | | | | | | |
|----|---------------|----|-----|-----|----------|---|----------------|--------------|--------|
| 33 | Scott, Josiah | CB | 5-9 | 185 | 4/5/1999 | 3 | Michigan State | Hamilton, OH | FA '23 |
|----|---------------|----|-----|-----|----------|---|----------------|--------------|--------|

Reserve/Retired (1)

| | | | | | | | | | |
|-----|------------------|----|-----|-----|----------|---|------|---------------|----------|
| 400 | Pottebaum, Monte | FB | 6-1 | 244 | 1/7/2000 | R | Iowa | Larchwood, IA | UDFA '23 |
|-----|------------------|----|-----|-----|----------|---|------|---------------|----------|

COACHING STAFF

HEAD COACH: Mike Tomlin
ASSISTANTS: Teryl Austin (Defensive Coordinator); Matt Canada (Offensive Coordinator); Danny Smith (Special Teams Coordinator); Grady Brown (Secondary); Aaron Curry (Inside Linebackers); Karl Dunbar (Defensive Line); Eddie Faulkner (Running Backs); Frisman Jackson (Wide Receivers); Denzel Martin (Outside Linebackers); Pat Meyer (Offensive Line); Alfredo Roberts (Tight Ends); Mike Sullivan (Quarterbacks); Gerald Alexander (Assistant Defensive Backs); David Corley (Assistant Quarterbacks); Isaac Williams (Assistant Offensive Line); Jason Brooks (Defensive Quality Control); Glenn Thomas (Offensive Assistant); Matt Tomsho (Quality Control); Garrett Giemont (Senior Conditioning Coordinator); Marcel Pastoor (Head Strength & Conditioning Coach); Rodain Delus (Strength & Conditioning Assistant)

QUARTERBACKS (3)

| | |
|----------------------------|--------------------------|
| 2 Mason Rudolph QB | 8 Kenny Pickett QB |
| 10 Mitch Trubisky QB | |

RUNNING BACKS (3)

| | |
|-------------------------------|---------------------------|
| 22 Najee Harris RB | 30 Jaylen Warren RB |
| 48 Godwin Igbwebuike RB | |

WIDE RECEIVERS (5)

| | |
|-------------------------------|-------------------------------|
| 11 Allen Robinson II WR | 13 Miles Boykin WR |
| 14 George Pickens WR | 19 Calvin Austin III WR |
| 89 Gunner Olszewski WR | |

TIGHT ENDS (4)

| | |
|--------------------------------|-------------------------------|
| 80 Darnell Washington TE | 83 Connor Heyward TE/FB |
| 87 Rodney Williams TE | 88 Pat Freiermuth TE |

OFFENSIVE LINE (9)

| | |
|-------------------------------|------------------------------|
| 60 Dylan Cook OT | 61 Mason Cole OL |
| 65 Dan Moore Jr. OT | 71 Nate Herbig OL |
| 73 Isaac Seumalo OL | 74 Spencer Anderson OL |
| 76 Chukwuma Okorafor OL | 77 Broderick Jones OT |
| 78 James Daniels OL | |

LINEBACKERS (8)

| | |
|---------------------------|-----------------------------|
| 44 Markus Golden LB | 50 Elandon Roberts LB |
| 51 Nick Herbig LB | 54 Kwon Alexander LB |
| 55 Cole Holcomb LB | 56 Alex Highsmith LB |
| 90 T.J. Watt LB | 93 Mark Robinson LB |

DEFENSIVE BACKS (11)

| | |
|------------------------------|-------------------------------|
| 20 Patrick Peterson CB | 23 Damontae Kazee S |
| 24 Joey Porter Jr. CB | 25 Desmond King II CB |
| 28 Miles Killebrew S | 29 Levi Wallace CB |
| 31 Keanu Neal S | 34 Chandon Sullivan CB |
| 37 Elijah Riley S | 39 Minkah Fitzpatrick S |
| 42 James Pierre CB | |

DEFENSIVE LINE (7)

| | |
|---------------------------------|--------------------------------|
| 57 Montravius Adams Sr. DT | 92 Isaiahh Loudermilk DT |
| 94 Armon Watts DL | 95 Keanu Benton DT |
| 96 Breiden Fehoko DL | 98 DeMarvin Leal DE |
| 99 Larry Ogunjobi DT | |

SPECIALISTS (3)

| | |
|-------------------------------|-------------------------|
| 6 Pressley Harvin III P | 9 Chris Boswell K |
| 46 Christian Kuntz LS | |

| YEAR | DRAFTTEES (21) | FREE AGENTS (25) | COLLEGE FREE AGENTS (2) | TRADES/WAIVERS (4) |
|------|--|---|-----------------------------|---|
| 2023 | OT Broderick Jones (1) CB Joey Porter Jr. (2a) DT Keanu Benton (2b) TE Darnell Washington (3) LB Nick Herbig (4) OL Spencer Anderson (7b) | LB Kwon Alexander (FA '23) OT Dylan Cook (FA '23) DL Breiden Fehoko (FA '23) LB Markus Golden (FA '23) OL Nate Herbig (FA '23) LB Cole Holcomb (FA '23) RB Godwin Igwebuike (FA '23) CB Desmond King II (FA '23) S Keanu Neal (FA '23) CB Patrick Peterson (FA '23) LB Elandon Roberts (FA '23) OL Isaac Seumalo (FA '23) CB Chandon Sullivan (FA '23) DL Armon Watts (FA '23) | | WR Allen Robinson II (TR '23 LAR) |
| 2022 | QB Kenny Pickett (1) WR George Pickens (2) DE DeMarvin Leal (3) WR Calvin Austin III (4) TE/FB Connor Heyward (6) LB Mark Robinson (7a) | OL Mason Cole (FA '22) OL James Daniels (FA '22) S Damontae Kazee (FA '22) S Miles Killebrew (FA '22) DT Larry Ogunjobi (FA '22) WR Gunner Olszewski (FA '22) QB Mitch Trubisky (FA '22) CB Levi Wallace (FA '22) | RB Jaylen Warren (UDFA '22) | WR Miles Boykin (W '22 BAL) S Elijah Riley (W '22 NYJ) |
| 2021 | RB Najee Harris (1) TE Pat Freiermuth (2) OT Dan Moore Jr. (4a) DT Isaiahh Loudermilk (5) P Pressley Harvin III (7b) | DT Montravius Adams Sr. (FA '21) | | |
| 2020 | LB Alex Highsmith (3) | LS Christian Kuntz (FA '20) | CB James Pierre (UDFA '20) | |
| 2019 | | | | S Minkah Fitzpatrick (TR '19 MIA) |
| 2018 | QB Mason Rudolph (3) OL Chukwuma Okorafor (3b) | | | |
| 2017 | LB T.J. Watt (1) | | | |
| 2015 | | K Chris Boswell (FA '15) | | |

(As of October 17, 2023)

OFFENSE

| | | | |
|--------------------------------|------------------------------|---------------------|--------------------|
| WR 19 Calvin Austin III | 89 Gunner Olszewski | | |
| LT 65 Dan Moore Jr. | 77 Broderick Jones | | |
| LG 73 Isaac Seumalo | 74 <u>Spencer Anderson</u> | | |
| C 61 Mason Cole | 71 Nate Herbig | | |
| RG 78 James Daniels | 71 Nate Herbig | | |
| RT 76 Chukwuma Okorafor | 60 Dylan Cook | | |
| TE 88 Pat Freiermuth | 80 <u>Darnell Washington</u> | 83 Connor Heyward | 87 Rodney Williams |
| RB 22 Najee Harris | 30 Jaylen Warren | 48 Godwin Igwebuike | |
| FB 83 Connor Heyward | | | |
| QB 8 Kenny Pickett | 10 Mitch Trubisky | 2 Mason Rudolph | |
| WR 11 Allen Robinson II | 19 Calvin Austin III | | |
| WR 14 George Pickens | 13 Miles Boykin | | |

DEFENSE

| | | |
|-----------------------------------|------------------------------|-----------------------|
| DT 98 DeMarvin Leal | -or- 95 <u>Keeanu Benton</u> | 92 Isaiahh Loudermilk |
| NT 57 Montravius Adams Sr. | 95 <u>Keeanu Benton</u> | 96 Breiden Fehoko |
| DE 99 Larry Ogunjobi | 94 Armon Watts | |
| LOLB 90 T.J. Watt | 44 Markus Golden | |
| LILB 55 Cole Holcomb | -or- 54 Kwon Alexander | 93 Mark Robinson |
| RILB 50 Elandon Roberts | -or- 54 Kwon Alexander | 93 Mark Robinson |
| ROLB 56 Alex Highsmith | 51 <u>Nick Herbig</u> | |
| RCB 29 Levi Wallace | 42 James Pierre | 25 Desmond King II |
| FS 39 Minkah Fitzpatrick | 23 Damontae Kazee | 28 Miles Killebrew |
| SS 31 Keanu Neal | -or- 23 Damontae Kazee | 28 Miles Killebrew |
| LCB 20 Patrick Peterson | 24 <u>Joey Porter Jr.</u> | |
| NB 34 Chandon Sullivan | -or- 25 Desmond King II | 37 Elijah Riley |

SPECIALISTS

| | |
|--------------------------------|---------------------|
| P 6 Pressley Harvin III | |
| K 9 Chris Boswell | |
| LS 46 Christian Kuntz | |
| H 6 Pressley Harvin III | |
| KR 25 Desmond King II | 89 Gunner Olszewski |
| PR 19 Calvin Austin III | 89 Gunner Olszewski |

PRONUNCIATION GUIDE

| | | | |
|---------------------------|---------------------|-------------------------|-----------------------------|
| Montravius Adams Sr. | MON-tray-v-us | DeMarvin Leal | lee-AL |
| Keeanu Benton | Key-AH-knew | Keanu Neal | Key-AH-knew |
| Breiden Fehoko | BRAY-dun fuh-HO-ko | Larry Ogunjobi | O-gun-joe-bee |
| Pat Freiermuth | Friar-mooth | Chukwuma Okorafor | Chuck-WOO-muh oh-KOR-uh-for |
| Najee Harris | NAH-jee | Gunner Olszewski | O-sheh-ski |
| Godwin Igwebuike | ig-way-BEW-kay | Isaac Seumalo | say-uh-MAH-low |
| Damontae Kazee | duh-MON-tay KAY-zee | Chandon Sullivan | CHAN-din |
| Miles Killebrew | KILLA-brew | Mitch Trubisky | truh-BISS-kee |
| Christian Kuntz | KOONTZ | Levi Wallace | LEE-vye (like the jeans) |

| DATE | POS. | PLAYER | TRANSACTION | POS. | PLAYER | TRANSACTION |
|------|------|-------------------|---|------|-----------------------|--|
| 10/4 | TE | Rodney Williams | Promoted to the Active Roster from the Practice Squad | WR | Dez Fitzpatrick | Signed to Practice Squad |
| | TE | Noah Cindorff | Signed to Practice Squad | | | |
| 10/3 | WR | Denzel Mims | Signed to Practice Squad | OL | Obinna Eze | Signed to Practice Squad |
| | RB | Greg Bell | Released | WR | Jalen Camp | Released |
| | WR | Jacob Copeland | Released | | | |
| 10/2 | WR | Dez Fitzpatrick | Released | | | |
| 9/27 | P | Brad Wing | Signed to Practice Squad | WR | Jalen Camp | Signed to Practice Squad |
| | CB | Kalon Barnes | Released | | | |
| 9/26 | WR | Simi Fehoko | Signed to the L.A. Chargers Active Roster | | | |
| 9/20 | DL | Breiden Fehoko | Promoted to the Active Roster from the Practice Squad | RB | Godwin Igwebuike | Signed off the Atlanta Falcons Practice Squad to the Active Roster |
| | WR | Ducee Watts | Signed to Practice Squad | | | |
| 9/18 | WR | Diontae Johnson | Placed on Reserve/Injured List | J | Anthony McFarland Jr. | Placed on Reserve/Injured List |
| 9/15 | CB | Kalon Barnes | Signed to Practice Squad | | | |
| 9/14 | DT | Cameron Heyward | Placed on Reserve/Injured List | WR | Dez Fitzpatrick | Promoted to the Active Roster from the Practice Squad |
| | RB | Greg Bell | Signed to Practice Squad | CB | Luq Barcoo | Signed to Practice Squad |
| | S | Josiah Scott | Placed on Practice Squad/Injured List | CB | Anthony Brown | Released |
| 9/13 | C | Ryan McCollum | Signed to Practice Squad | | | |
| 9/12 | WR | Jacob Copeland | Signed to Practice Squad | CB | Luq Barcoo | Released |
| | RB | Greg Bell | Released | | | |
| 9/2 | RB | Qadree Ollison | Signed to Practice Squad | RB | Zander Horvath | Signed to Practice Squad |
| | LB | Tariq Carpenter | Signed to Practice Squad | FB | Qadree Ollison | Signed to Practice Squad |
| | FB | Zander Horvath | Signed to Practice Squad | LB | Tariq Carpenter | Signed to Practice Squad |
| | RB | Alfonzo Graham | Waived/Injured | | | |
| 8/31 | CB | Desmond King II | Signed to one-year contract | OT | Kellen Diesch | Signed to Practice Squad |
| | WR | Simi Fehoko | Signed to Practice Squad | G | Joey Fisher | Signed to Practice Squad |
| | S | Josiah Scott | Signed to Practice Squad | | | |
| 8/30 | CB | Luq Barcoo | Signed to Practice Squad | CB | Anthony Brown | Signed to Practice Squad |
| | DT | Breiden Fehoko | Signed to Practice Squad | DL | Jonathan Marshall | Signed to Practice Squad |
| | LB | David Perales | Signed to Practice Squad | RB | Greg Bell | Signed to Practice Squad |
| | S | Trenton Thompson | Signed to Practice Squad | TE | Rodney Williams | Signed to Practice Squad |
| | WR | Dez Fitzpatrick | Signed to Practice Squad | K | Braden Mann | Released |
| 8/29 | G | Kendrick Green | Traded for a 2025 sixth-round pick from the Houston Texans | CB | Luq Barcoo | Released |
| | DT | Breiden Fehoko | Released | DL | Jonathan Marshall | Released |
| | LB | David Perales | Released | RB | Greg Bell | Released |
| | S | Trenton Thompson | Released | TE | Rodney Williams | Released |
| | WR | Dez Fitzpatrick | Released | CB | Chris Wilcox | Released |
| | LB | Nick Kwiatkoski | Released | LB | Quincy Roche | Released |
| | C | Ryan McCollum | Released | RB | Xazavian Vailaday | Released |
| | S | Tre Norwood | Released | TE | Zach Gentry | Released |
| | WR | Jordan Byrd | Released | | | |
| 8/28 | CB | Lavert Hill | Released | DL | Manny Jones | Released |
| | LB | Tanner Muse | Released | LB | Toby Ndukwue | Released |
| | OL | Le'Raven Clark | Released | OL | William Dunkle | Released |
| | QB | Tanner Morgan | Released | RB | Darius Hagens | Released |
| | S | Jalen Elliott | Released | S | Kenny Robinson | Released |
| 8/27 | G | Kevin Dotson | Traded, along with a fifth-round pick in the 2024 NFL Draft and a sixth-round pick in the 2025 NFL Draft, to L.A. Rams for a fourth-round pick in the 2024 NFL Draft and a fifth-round pick in the 2025 NFL Draft | | | |
| 8/26 | WR | Aron Cruickshank | Released | CB | Madre Harper | Released |
| | DB | Neville Clarke | Released | DL | James Nyamwaya | Released |
| | LB | Kuony Deng | Released | LB | Forrest Rhyne | Released |
| | LS | Rex Sunahara | Released | WR | Dan Chisena | Released |
| | K | B.T. Potter | Released | | | |
| 8/21 | WR | Aron Cruickshank | Signed to one-year contract | LB | Kuony Deng | Signed to one-year contract |
| | WR | Cody White | Waived/Injured | WR | Hakeem Butler | Waived/Injured |
| 8/15 | RB | Xazavian Vailaday | Signed to one-year contract | RB | John Lovett | Released |
| | CB | Neville Clarke | Signed to one-year contract | | | |
| 8/14 | CB | Lavert Hill | Signed to one-year contract | CB | Duke Dawson Jr. | Waived/Injured |
| | CB | Isaiah Dunn | Released | | | |
| 8/13 | LB | Forrest Rhyne | Signed to one-year contract | LB | Chapelle Russell | Waived/Injured |
| 8/8 | S | Jalen Elliott | Signed to one-year contract | WR | Ja'Marcus Bradley | Waived/Injured |
| 8/2 | S | Trenton Thompson | Signed to one-year contract | CB | Isaiah Dunn | Signed to one-year contract |
| | CB | Cory Trice Jr. | Placed on Reserve/Injured List | | | |
| 8/1 | RB | Greg Bell | Signed to one-year contract | RB | John Lovett | Signed to one-year contract |
| | RB | Jason Huntley | Released | | | |
| 7/30 | FB | Monte Pottebaum | Placed on Reserve/Retired List | LB | Kwon Alexander | Signed to one-year contract |
| | OT | Jarrid Williams | Released | | | |
| 7/26 | CB | Joey Porter Jr. | Signed to four-year contract | | | |
| 7/19 | LB | Alex Highsmith | Signed to five-year contract | | | |
| 6/23 | OT | Broderick Jones | Signed to four-year contract | DT | Keeanu Benton | Signed to four-year contract |
| 6/20 | LB | Nick Kwiatkoski | Signed to one-year contract | LS | Rex Sunahara | Signed to one-year contract |
| | WR | Anthony Miller | Released | | | |
| 6/16 | S | Scott Nelson | Released | | | |
| 6/5 | OT | Jarrid Williams | Signed to one-year contract | RB | Darius Hagens | Signed to one-year contract |
| | WR | Cody Chrest | Released | | | |
| 5/25 | WR | Cody Chrest | Signed to one-year contract | | | |
| 5/24 | LB | Markus Golden | Signed to one-year contract | | | |
| 5/22 | LB | Toby Ndukwue | Signed to one-year contract | OLB | Tae Crowder | Released |

| | | | | | | |
|------|-----|-----------------------|---|----|------------------|--|
| | OLB | Emeke Egbule | Released | RB | Master Teague | Released |
| 5/19 | QB | Mitchell Trubisky | Signed to three-year contract | | | |
| 5/18 | T | Dylan Cook | Signed to one-year contract | | | |
| 5/17 | CB | Ahkello Witherspoon | Released | DE | Manny Jones | Claimed off waiver (ARI) |
| | CB | Luq Barcoo | Signed to one-year contract | WR | Hakeem Butler | Signed to one-year contract |
| | QB | Mason Rudolph | Signed to one-year contract | | | |
| 5/16 | DT | Renell Wren | Placed on Reserved/Injured list | | | |
| 5/12 | LB | Nick Herbig | Signed to four-year contract | OL | Spencer Anderson | Signed to four-year contract |
| | TE | Darnell Washington | Signed to four-year contract | CB | Cory Trice Jr. | Signed to four-year contract |
| 5/10 | CB | Arthur Maulet | Released | | | |
| 5/2 | CB | Chandon Sullivan | Agreed to terms | | | |
| 4/30 | WR | Jordan Byrd | Agreed to terms | FB | Monte Pottebaum | Agreed to terms |
| | QB | Tanner Morgan | Agreed to terms | LB | David Perales | Agreed to terms |
| | DE | James Nyamwaya | Agreed to terms | | | |
| 4/29 | OL | Spencer Anderson | Drafted in 7th round of 2023 draft (251st overall) | CB | Cory Trice Jr. | Drafted in 7th round of 2023 draft (241st overall) |
| | LB | Nick Herbig | Drafted in 4th round of 2023 draft (132nd overall) | OT | Broderick Jones | Drafted in 1st round of 2023 draft (14th overall) |
| 4/28 | TE | Darnell Washington | Drafted in 3rd round of 2023 draft (93rd overall) | DT | Keanu Benton | Drafted in 2nd round of 2023 draft (49th overall) |
| 4/24 | WR | Miles Boykin | Signed to one-year contract | | | |
| 4/21 | WR | Allen Robinson | Acquired along with a 2023 seventh-round pick from the Los Angeles Rams for a 2023 seventh-round pick | | | |
| 4/17 | P | Braden Mann | Claimed off waiver (NYJ) | LB | Tanner Muse | Signed to one-year contract |
| 4/12 | DT | Armon Watts | Signed to one-year contract | LB | Jamir Jones | Released |
| 4/4 | DB | Keanu Neal | Signed to two-year contract | NT | Breiden Fehoko | Signed to one-year contract |
| | TE | Zach Gentry | Signed to one-year contract | S | Damontae Kazee | Signed to two-year contract |
| 3/24 | T | Le'Raven Clark | Signed to one-year contract | | | |
| 3/21 | CB | James Pierre | Signed to one-year contract | G | Isaac Seumalo | Signed to three-year contract |
| 3/17 | DT | Larry Ogunjobi | Signed to three-year contract | LB | Elandon Roberts | Signed to two-year contract |
| 3/16 | LB | Cole Holcomb | Signed to three-year contract | OL | Nate Herbig | Signed to two-year contract |
| | LB | Myles Jack | Released | CB | Patrick Peterson | Signed to two-year contract |
| 3/10 | CB | William Jackson III | Released | DB | Carlins Platel | Released |
| 2/27 | LB | Jamir Jones | Signed to one-year contract | | | |
| 2/22 | LS | Christian Kuntz | Signed to one-year contract | | | |
| 1/24 | LB | Quincy Roche | Signed Reserve/Future Contract | | | |
| 1/23 | WR | Dan Chisena | Signed Reserve/Future Contract | | | |
| 1/17 | WR | Anthony Miller | Signed to one-year contract | | | |
| 1/12 | RB | Anthony McFarland Jr. | Signed Reserve/Future Contract | DT | Renell Wren | Signed Reserve/Future Contract |
| | LB | Chapelle Russell | Signed Reserve/Future Contract | | | |
| 1/11 | WR | Dez Fitzpatrick | Signed Reserve/Future Contract | CB | Madre Harper | Signed Reserve/Future Contract |
| | S | Kenny Robinson | Signed Reserve/Future Contract | CB | Chris Wilcox | Signed Reserve/Future Contract |
| 1/10 | WR | Ja'Marcus Bradley | Signed Reserve/Future Contract | CB | Duke Dawson Jr. | Signed Reserve/Future Contract |
| | G | William Dunkle | Signed Reserve/Future Contract | LB | Emeke Egbule | Signed Reserve/Future Contract |
| | RB | Jason Huntley | Signed Reserve/Future Contract | C | Ryan McCollum | Signed Reserve/Future Contract |
| | S | Scott Nelson | Signed Reserve/Future Contract | RB | Master Teague | Signed Reserve/Future Contract |
| | WR | Cody White | Signed Reserve/Future Contract | | | |
| 1/8 | DT | Renell Wren | Restored to the Practice Squad | | | |
| 1/7 | DT | Renell Wren | Elevated to Active/Inactive Roster | | | |



57

HEIGHT: 6-4
WEIGHT: 304
BORN: July 24, 1995
COLLEGE: Auburn

BIRTHPLACE: Vienna, GA
HOW ACQUIRED: FA '21
NFL EXPERIENCE: 7th year

DEFENSIVE TACKLE

MONTRAVIUS ADAMS SR.

PRO CAREER

- ✦ Has played in 72 career games (16 starts)
- ✦ Has registered 85 tackles (41 solo), 1.5 sacks, one forced fumble, one fumble recovery, six quarterback hits and six passes defended in his six-year career (Packers, 2017-21; Patriots/Saints/Steelers, 2021; Steelers, 2022)
- ✦ Made NFL debut in Week 3 of 2017 (vs. Cincinnati)
- ✦ Made NFL starting debut in Week 16 of 2018 (at New York Jets)

2022 (STEELERS)

- ✦ Started a career-high nine games out of 17 games played
- ✦ Set career highs in total tackles (26) and solo tackles (12)
- ✦ Added on one tackle for loss and one pass defended

2021 (PATRIOTS/SAINTS/STEELERS)

- ✦ Spent time with the Patriots and the Saints before landing in Pittsburgh
- ✦ Played in five games (one start) for the Saints and registered seven tackles (one solo), one tackle for loss and one pass defended
- ✦ Started in four of five games played with the Steelers where he amassed eight tackles (six solo), three quarterback hits, one pass defended and one tackle for loss

2020 (PACKERS)

- ✦ Saw action in eight games
- ✦ Recorded 11 tackles (six solo) and two tackles for loss
- ✦ Spent the last six weeks of the season as well as the postseason on injured reserve

2019 (PACKERS)

- ✦ Started in two of 14 games played
- ✦ Registered 11 tackles (four solo), three passes defended and two quarterback hits
- ✦ Recovered a fumble in Week 10 at Carolina

2018 (PACKERS)

- ✦ Played in all 16 games with one start
- ✦ Finished the season with a then career-high 20 tackles (11 solo) and added 1.5 sacks
- ✦ Took down QB Brock Osweiler for the first sack of his career in Week 10 vs. Miami
- ✦ Forced a fumble for the first time in his career in Week 15 at Chicago
- ✦ Made NFL starting debut in Week 16 (at N.Y. Jets)
- ✦ Registered a career-high seven tackles in Week 17 vs. Detroit

2017 (PACKERS)

- ✦ Saw action in seven games as a rookie, registering two tackles and one quarterback hit
- ✦ Made NFL debut in Week 3 (vs. Cincinnati)

TRANSACTIONS

- ✦ Signed a two-year contract extension with Pittsburgh on March 15, 2022
- ✦ Signed to the active roster by Pittsburgh on Nov. 30, 2021
- ✦ Signed to the practice squad by New Orleans on Nov. 19, 2021
- ✦ Waived by the Saints on Nov. 16, 2021
- ✦ Signed by the Saints on Sept. 13, 2021
- ✦ Released by New Orleans on Sept. 11, 2021
- ✦ Signed a one-year contract with the Saints on Sept. 5, 2021
- ✦ Released by the Patriots on Aug. 31, 2021
- ✦ Signed a one-year contract with New England on March 18, 2021
- ✦ Signed a four-year contract with Green Bay on July 6, 2017
- ✦ Drafted by the Green Bay Packers in the third round (93rd overall) of the 2017 NFL Draft

PERSONAL

- ✦ Attended Dooly County High School in Vienna, Ga., where he was named All-State twice and selected as a participant in the 2013 Under Armour All-America Game
- ✦ 247Sports All-American
- ✦ ESPN Top 150
- ✦ Rated the No. 2 defensive lineman and No. 14 overall player by PrepStar
- ✦ Rated a five-star recruit and the third-best defensive lineman in his class by Rivals.com
- ✦ Full name: Montravius Adams, Sr.

COLLEGE

- ✦ Played in 52 games at Auburn University from 2013-16, amassing 151 tackles (79 solo), 21 tackles for loss, 11.0 sacks, two interceptions, five passes defended, three forced fumbles, and three fumble recoveries.
- ✦ All-American Second Team in 2016
- ✦ All-SEC First Team (AP) in 2016
- ✦ Rotary Lombardi Award semifinalist (2016)
- ✦ SEC Academic Honor Roll (2016)
- ✦ Named a team captain his senior year

REGULAR SEASON COMPARISON: DEFENSIVE - LOS ANGELES RAMS

| DATE | OPP | W/L | GP/GS | TACKLES | | | | | SACK | YDS. | INT | TFL | PD | QBH | TD | MISC | |
|---------------|---------|-----|-------|---------|------|------|----|----|------|------|-----|-----|----|-----|----|------|---|
| | | | | TOT | SOLO | ASST | FF | FR | | | | | | | | | |
| 10/28/18 | GB @ LA | L | P | 1 | 0 | 1 | 0 | 1 | 0.0 | 0.0 | 0 | 0 | 0 | 0 | 0 | 0 | 0 |
| TOTALS | | 0/1 | 1/0 | 1 | 0 | 1 | 0 | 1 | 0.0 | 0.0 | 0 | 0 | 0 | 0 | 0 | 0 | 0 |

MONTRAVIUS ADAMS SR.'S NFL REGULAR SEASON DEFENSIVE STATISTICS

| DATE | TEAM | GP | GS | TACKLES | | | | | INTERCEPTIONS | | | | | O. FUMB | | | | | ST | | | | | MISC | | | | | |
|-------------------|----------|--|-----------|-----------|-----------|-----------|----------|-----------|---------------|------------|----------|----------|----------|----------|----------|----------|----------|----------|----------|----------|----------|----------|----------|----------|----------|----------|----------|----------|----------|
| | | | | TK | S | A | TFL | YDS | SK | YDS | QBH | NO | YDS | LG | TD | PD | FF | FR | TD | YDS | TK | S | A | FF | FR | S | A | | |
| 2017 | Packers | 7 | 0 | 2 | 1 | 1 | 0 | 0 | 0.0 | 0.0 | 1 | 0 | 0 | 0 | 0 | 0 | 0 | 0 | 0 | 0 | 0 | 0 | 0 | 0 | 0 | 0 | 0 | 0 | |
| 2018 | Packers | 16 | 1 | 20 | 11 | 9 | 1 | 2 | 1.5 | 3.5 | 0 | 0 | 0 | 0 | 0 | 1 | 0 | 0 | 0 | 0 | 0 | 0 | 0 | 0 | 0 | 0 | 0 | 0 | |
| 2019 | Packers | 14 | 2 | 11 | 4 | 7 | 0 | 0 | 0.0 | 0.0 | 2 | 0 | 0 | 0 | 0 | 3 | 1 | 1 | 0 | 0 | 0 | 0 | 0 | 0 | 0 | 0 | 0 | 0 | |
| 2020 | Packers | 8 | 0 | 11 | 6 | 5 | 2 | 1 | 0.0 | 0.0 | 0 | 0 | 0 | 0 | 0 | 0 | 0 | 0 | 0 | 0 | 0 | 0 | 0 | 0 | 0 | 0 | 0 | 0 | |
| 2021 | Patriots | 0 | 0 | 0 | 0 | 0 | 0 | 0 | 0.0 | 0.0 | 0 | 0 | 0 | 0 | 0 | 0 | 0 | 0 | 0 | 0 | 0 | 0 | 0 | 0 | 0 | 0 | 0 | 0 | |
| | | Went from New England to New Orleans. | | | | | | | | | | | | | | | | | | | | | | | | | | | |
| 2021 | Saints | 5 | 1 | 7 | 1 | 6 | 1 | 2 | 0.0 | 0.0 | 0 | 0 | 0 | 0 | 1 | 0 | 0 | 0 | 0 | 0 | 0 | 0 | 0 | 0 | 0 | 0 | 0 | 0 | 0 |
| | | Went from New Orleans to Pittsburgh. | | | | | | | | | | | | | | | | | | | | | | | | | | | |
| 2021 | Steelers | 5 | 3 | 8 | 6 | 2 | 1 | 3 | 0.0 | 0.0 | 3 | 0 | 0 | 0 | 1 | 0 | 0 | 0 | 0 | 0 | 0 | 0 | 0 | 0 | 0 | 0 | 0 | 0 | 0 |
| 2021 | TOTAL | 10 | 4 | 15 | 7 | 8 | 2 | 5 | 0.0 | 0.0 | 3 | 0 | 0 | 0 | 2 | 0 | 0 | 0 | 0 | 0 | 0 | 0 | 0 | 0 | 0 | 0 | 0 | 0 | 0 |
| 2022 | Steelers | 17 | 9 | 26 | 12 | 14 | 1 | 2 | 0.0 | 0.0 | 0 | 0 | 0 | 0 | 1 | 0 | 0 | 0 | 0 | 0 | 0 | 0 | 0 | 0 | 0 | 0 | 0 | 0 | 0 |
| 2023 | Steelers | 5 | 5 | 13 | 4 | 9 | 0 | 0 | 0.0 | 0.0 | 0 | 0 | 0 | 0 | 0 | 1 | 0 | 0 | 0 | 0 | 0 | 0 | 0 | 0 | 0 | 0 | 0 | 0 | 0 |
| NFL TOTALS | | 77 | 21 | 98 | 45 | 53 | 6 | 10 | 1.5 | 3.5 | 6 | 0 | 0 | 0 | 6 | 2 | 1 | 0 | 0 | 0 | 0 | 0 | 0 | 0 | 0 | 0 | 0 | 0 | 0 |

MONTRAVIUS ADAMS SR.'S NFL POSTSEASON DEFENSIVE STATISTICS

| DATE | TEAM | GP | GS | TACKLES | | | | | INTERCEPTIONS | | | | | O. FUMB | | | | | ST | | | | | MISC | | | | |
|-------------------|----------|----------|----------|----------|----------|----------|----------|-----------|---------------|-------------|----------|----------|----------|----------|----------|----------|----------|----------|----------|----------|----------|----------|----------|----------|----------|----------|----------|----------|
| | | | | TK | S | A | TFL | YDS | SK | YDS | QBH | NO | YDS | LG | TD | PD | FF | FR | TD | YDS | TK | S | A | FF | FR | S | A | |
| 2019 | Packers | 2 | 0 | 0 | 0 | 0 | 0 | 0 | 0.0 | 0.0 | 1 | 0 | 0 | 0 | 0 | 0 | 0 | 0 | 0 | 0 | 0 | 0 | 0 | 0 | 0 | 0 | 0 | 0 |
| 2020 | Packers | 0 | 0 | 0 | 0 | 0 | 0 | 0 | 0.0 | 0.0 | 0 | 0 | 0 | 0 | 0 | 0 | 0 | 0 | 0 | 0 | 0 | 0 | 0 | 0 | 0 | 0 | 0 | 0 |
| 2021 | Steelers | 1 | 0 | 2 | 2 | 0 | 1 | 10 | 1.0 | 10.0 | 1 | 0 | 0 | 0 | 0 | 0 | 0 | 0 | 0 | 0 | 0 | 0 | 0 | 0 | 0 | 0 | 0 | 0 |
| NFL TOTALS | | 3 | 0 | 2 | 2 | 0 | 1 | 10 | 1.0 | 10.0 | 2 | 0 | 0 | 0 | 0 | 0 | 0 | 0 | 0 | 0 | 0 | 0 | 0 | 0 | 0 | 0 | 0 | 0 |

SINGLE-GAME HIGHS: DEFENSIVE

- | | | | |
|------------------------|--|--------------------------|--|
| Total Tackles | 7 vs. Detroit Lions, Dec 30, 2018 5 at Los Angeles Chargers, Nov 03, 2019 | Forced Fumbles | 1 vs. Cleveland Browns, Sep 18, 2023 1 at Chicago Bears, Dec 16, 2018 |
| Solo Tackles | 5 at Los Angeles Chargers, Nov 03, 2019 4 vs. Detroit Lions, Dec 30, 2018 | Fumble Recoveries | 1 vs. Carolina Panthers, Nov 10, 2019 |
| Sacks | 1.0 vs. Miami Dolphins, Nov 11, 2018 0.5 at Chicago Bears, Dec 16, 2018 | Tackles For Loss | 2 at New York Jets, Dec 23, 2018 2 at Chicago Bears, Dec 16, 2018 |
| Passes Defended | 1 vs. Baltimore Ravens, Dec 05, 2021 1 at Washington Football Team, Oct 10, 2021 ...3 more at 1. | | |

SINGLE-GAME HIGHS - POSTSEASON: DEFENSIVE

- | | | | |
|----------------------|---------------------------------------|-------------------------|---|
| Total Tackles | 2 at Kansas City Chiefs, Jan 16, 2022 | Sacks | 1.0 at Kansas City Chiefs, Jan 16, 2022 |
| Solo Tackles | 2 at Kansas City Chiefs, Jan 16, 2022 | Tackles For Loss | 1 at Kansas City Chiefs, Jan 16, 2022 |

2023 GAME-BY-GAME REGULAR-SEASON STATISTICS (STEELERS)

| DATE | OPPONENT | P/S | TACKLES | | | | | INTERCEPTIONS | | | | | O. FUMB | | | | | ST | | | | | MISC | | | |
|--------------------|------------|------------|-----------|----------|----------|------------|------------|---------------|----------|----------|----------|----------|----------|----------|----------|----------|----------|----------|----------|----------|----------|----------|----------|----------|------------|-------|
| | | | TK | S | A | SK | YDS | TFL | YDS | QBH | NO | YDS | LG | TD | PD | FF | FR | TD | YDS | TK | S | A | FF | FR | S | A |
| 09/10 | 49ers | S | 2 | 0 | 2 | 0.0 | 0.0 | 0 | 0 | 0 | 0 | 0 | 0 | 0 | 0 | 0 | 0 | 0 | 0 | 0 | 0 | 0 | 0 | 0 | L | 7-30 |
| 09/18 | Browns | S | 3 | 1 | 2 | 0.0 | 0.0 | 0 | 0 | 0 | 0 | 0 | 0 | 1 | 0 | 0 | 0 | 0 | 0 | 0 | 0 | 0 | 0 | 0 | W | 26-22 |
| 09/24 | at Raiders | S | 2 | 1 | 1 | 0.0 | 0.0 | 0 | 0 | 0 | 0 | 0 | 0 | 0 | 0 | 0 | 0 | 0 | 0 | 0 | 0 | 0 | 0 | 0 | W | 23-18 |
| 10/01 | at Texans | S | 4 | 2 | 2 | 0.0 | 0.0 | 0 | 0 | 0 | 0 | 0 | 0 | 0 | 0 | 0 | 0 | 0 | 0 | 0 | 0 | 0 | 0 | 0 | L | 6-30 |
| 10/08 | Ravens | S | 2 | 0 | 2 | 0.0 | 0.0 | 0 | 0 | 0 | 0 | 0 | 0 | 0 | 0 | 0 | 0 | 0 | 0 | 0 | 0 | 0 | 0 | 0 | W | 17-10 |
| 2023 TOTALS | | 5-5 | 13 | 4 | 9 | 0.0 | 0.0 | 0 | 0 | 0 | 0 | 0 | 0 | 1 | 0 | 0 | 0 | 0 | 0 | 0 | 0 | 0 | 0 | 0 | 3-2 | |

2022 GAME-BY-GAME REGULAR-SEASON STATISTICS (STEELERS)

| DATE | OPPONENT | P/S | TACKLES | | | | | | | INTERCEPTIONS | | | | O. FUMB | | | ST | | | | MISC | | W/L | SCORE | | | |
|--------------|-------------|------|---------|----|----|-----|-----|-----|-----|---------------|----|-----|----|---------|----|----|----|----|-----|----|------|---|-----|-------|----|-----|--------|
| | | | TK | S | A | SK | YDS | TFL | YDS | QBH | NO | YDS | LG | TD | PD | FF | FR | TD | YDS | TK | S | A | | | FF | FR | S |
| 09/11 | at Bengals | P | 1 | 1 | 0 | 0.0 | 0.0 | 0 | 0 | 0 | 0 | 0 | 0 | 0 | 0 | 0 | 0 | 0 | 0 | 0 | 0 | 0 | 0 | 0 | 0 | W | 23-20+ |
| 09/18 | Patriots | P | 1 | 0 | 1 | 0.0 | 0.0 | 0 | 0 | 0 | 0 | 0 | 0 | 0 | 0 | 0 | 0 | 0 | 0 | 0 | 0 | 0 | 0 | 0 | 0 | L | 14-17 |
| 09/22 | at Browns | P | 0 | 0 | 0 | 0.0 | 0.0 | 0 | 0 | 0 | 0 | 0 | 0 | 1 | 0 | 0 | 0 | 0 | 0 | 0 | 0 | 0 | 0 | 0 | 0 | L | 17-29 |
| 10/02 | Jets | S | 2 | 2 | 0 | 0.0 | 0.0 | 0 | 0 | 0 | 0 | 0 | 0 | 0 | 0 | 0 | 0 | 0 | 0 | 0 | 0 | 0 | 0 | 0 | 0 | L | 20-24 |
| 10/09 | at Bills | P | 0 | 0 | 0 | 0.0 | 0.0 | 0 | 0 | 0 | 0 | 0 | 0 | 0 | 0 | 0 | 0 | 0 | 0 | 0 | 0 | 0 | 0 | 0 | 0 | L | 3-38 |
| 10/16 | Buccaneers | P | 1 | 0 | 1 | 0.0 | 0.0 | 0 | 0 | 0 | 0 | 0 | 0 | 0 | 0 | 0 | 0 | 0 | 0 | 0 | 0 | 0 | 0 | 0 | 0 | W | 20-18 |
| 10/23 | at Dolphins | P | 2 | 1 | 1 | 0.0 | 0.0 | 0 | 0 | 0 | 0 | 0 | 0 | 0 | 0 | 0 | 0 | 0 | 0 | 0 | 0 | 0 | 0 | 0 | 0 | L | 10-16 |
| 10/30 | at Eagles | P | 0 | 0 | 0 | 0.0 | 0.0 | 0 | 0 | 0 | 0 | 0 | 0 | 0 | 0 | 0 | 0 | 0 | 0 | 0 | 0 | 0 | 0 | 0 | 0 | L | 13-35 |
| 11/13 | Saints | S | 2 | 1 | 1 | 0.0 | 0.0 | 0 | 0 | 0 | 0 | 0 | 0 | 0 | 0 | 0 | 0 | 0 | 0 | 0 | 0 | 0 | 0 | 0 | 0 | W | 20-10 |
| 11/20 | Bengals | P | 2 | 1 | 1 | 0.0 | 0.0 | 1 | 2 | 0 | 0 | 0 | 0 | 0 | 0 | 0 | 0 | 0 | 0 | 0 | 0 | 0 | 0 | 0 | 0 | L | 30-37 |
| 11/28 | at Colts | S | 3 | 1 | 2 | 0.0 | 0.0 | 0 | 0 | 0 | 0 | 0 | 0 | 0 | 0 | 0 | 0 | 0 | 0 | 0 | 0 | 0 | 0 | 0 | 0 | W | 24-17 |
| 12/04 | at Falcons | S | 3 | 0 | 3 | 0.0 | 0.0 | 0 | 0 | 0 | 0 | 0 | 0 | 0 | 0 | 0 | 0 | 0 | 0 | 0 | 0 | 0 | 0 | 0 | 0 | W | 19-16 |
| 12/11 | Ravens | S | 3 | 2 | 1 | 0.0 | 0.0 | 0 | 0 | 0 | 0 | 0 | 0 | 0 | 0 | 0 | 0 | 0 | 0 | 0 | 0 | 0 | 0 | 0 | 0 | L | 14-16 |
| 12/18 | at Panthers | S | 0 | 0 | 0 | 0.0 | 0.0 | 0 | 0 | 0 | 0 | 0 | 0 | 0 | 0 | 0 | 0 | 0 | 0 | 0 | 0 | 0 | 0 | 0 | 0 | W | 24-16 |
| 12/24 | Raiders | S | 3 | 2 | 1 | 0.0 | 0.0 | 0 | 0 | 0 | 0 | 0 | 0 | 0 | 0 | 0 | 0 | 0 | 0 | 0 | 0 | 0 | 0 | 0 | 0 | W | 13-10 |
| 01/01 | at Ravens | S | 1 | 0 | 1 | 0.0 | 0.0 | 0 | 0 | 0 | 0 | 0 | 0 | 0 | 0 | 0 | 0 | 0 | 0 | 0 | 0 | 0 | 0 | 0 | 0 | W | 16-13 |
| 01/08 | Browns | S | 2 | 1 | 1 | 0.0 | 0.0 | 0 | 0 | 0 | 0 | 0 | 0 | 0 | 0 | 0 | 0 | 0 | 0 | 0 | 0 | 0 | 0 | 0 | 0 | W | 28-14 |
| 2022 TOTALS | | 17-9 | 26 | 12 | 14 | 0.0 | 0.0 | 1 | 2 | 0 | 0 | 0 | 0 | 0 | 1 | 0 | 0 | 0 | 0 | 0 | 0 | 0 | 0 | 0 | 0 | 9-8 | |
| + - Overtime | | | | | | | | | | | | | | | | | | | | | | | | | | | |

2021 GAME-BY-GAME REGULAR-SEASON STATISTICS (PATRIOTS/SAINTS/STEELERS)

| DATE | OPPONENT | P/S | TACKLES | | | | | | | INTERCEPTIONS | | | | O. FUMB | | | ST | | | | MISC | | W/L | SCORE | | | | | |
|--------------|------------------|------|-------------------------------|---|---|-----|-----|-----|-----|---------------|----|-----|----|---------|----|----|----|----|-----|----|------|---|-----|-------|----|----|-------|--------|--------|
| | | | TK | S | A | SK | YDS | TFL | YDS | QBH | NO | YDS | LG | TD | PD | FF | FR | TD | YDS | TK | S | A | | | FF | FR | S | A | |
| 09/12 | Dolphins | | DID NOT PLAY | | | | | | | | | | | | | | | | | | | | | | | | | L | 16-17 |
| 09/19 | at Panthers | | Went from Patriots to Saints. | | | | | | | | | | | | | | | | | | | | | | | | | L | 7-26 |
| 09/26 | at Patriots | P | 1 | 0 | 1 | 0.0 | 0.0 | 0 | 0 | 0 | 0 | 0 | 0 | 0 | 0 | 0 | 0 | 0 | 0 | 0 | 0 | 0 | 0 | 0 | 0 | W | 28-13 | | |
| 10/03 | Giants | | ON INACTIVE LIST | | | | | | | | | | | | | | | | | | | | | | | | | L | 21-27+ |
| 10/10 | at Football Team | P | 3 | 1 | 2 | 0.0 | 0.0 | 1 | 2 | 0 | 0 | 0 | 0 | 0 | 1 | 0 | 0 | 0 | 0 | 0 | 0 | 0 | 0 | 0 | 0 | 0 | W | 33-22 | |
| 10/25 | at Seahawks | S | 2 | 0 | 2 | 0.0 | 0.0 | 0 | 0 | 0 | 0 | 0 | 0 | 0 | 0 | 0 | 0 | 0 | 0 | 0 | 0 | 0 | 0 | 0 | 0 | 0 | W | 13-10 | |
| 10/31 | Buccaneers | P | 1 | 0 | 1 | 0.0 | 0.0 | 0 | 0 | 0 | 0 | 0 | 0 | 0 | 0 | 0 | 0 | 0 | 0 | 0 | 0 | 0 | 0 | 0 | 0 | 0 | W | 36-27 | |
| 11/07 | Falcons | | ON INACTIVE LIST | | | | | | | | | | | | | | | | | | | | | | | | | L | 25-27 |
| 11/14 | at Titans | P | 0 | 0 | 0 | 0.0 | 0.0 | 0 | 0 | 0 | 0 | 0 | 0 | 0 | 0 | 0 | 0 | 0 | 0 | 0 | 0 | 0 | 0 | 0 | 0 | 0 | L | 21-23 | |
| 11/21 | at Eagles | | PRACTICE SQUAD | | | | | | | | | | | | | | | | | | | | | | | | | L | 29-40 |
| 11/25 | Bills | | PRACTICE SQUAD | | | | | | | | | | | | | | | | | | | | | | | | | L | 6-31 |
| 12/05 | Ravens | S | 2 | 1 | 1 | 0.0 | 0.0 | 0 | 0 | 0 | 0 | 0 | 0 | 1 | 0 | 0 | 0 | 0 | 0 | 0 | 0 | 0 | 0 | 0 | 0 | 0 | W | 20-19 | |
| 12/09 | at Vikings | P | 2 | 1 | 1 | 0.0 | 0.0 | 1 | 3 | 2 | 0 | 0 | 0 | 0 | 0 | 0 | 0 | 0 | 0 | 0 | 0 | 0 | 0 | 0 | 0 | 0 | L | 28-36 | |
| 12/19 | Titans | | RESERVE/COVID-19 | | | | | | | | | | | | | | | | | | | | | | | | | W | 19-13 |
| 12/26 | at Chiefs | P | 2 | 2 | 0 | 0.0 | 0.0 | 0 | 0 | 0 | 1 | 0 | 0 | 0 | 0 | 0 | 0 | 0 | 0 | 0 | 0 | 0 | 0 | 0 | 0 | 0 | L | 10-36 | |
| 01/03 | Browns | S | 0 | 0 | 0 | 0.0 | 0.0 | 0 | 0 | 0 | 0 | 0 | 0 | 0 | 0 | 0 | 0 | 0 | 0 | 0 | 0 | 0 | 0 | 0 | 0 | 0 | W | 26-14 | |
| 01/09 | at Ravens | S | 2 | 2 | 0 | 0.0 | 0.0 | 0 | 0 | 0 | 0 | 0 | 0 | 0 | 0 | 0 | 0 | 0 | 0 | 0 | 0 | 0 | 0 | 0 | 0 | 0 | W | 16-13+ | |
| 2021 TOTALS | | 10-4 | 15 | 7 | 8 | 0.0 | 0.0 | 2 | 5 | 3 | 0 | 0 | 0 | 0 | 2 | 0 | 0 | 0 | 0 | 0 | 0 | 0 | 0 | 0 | 0 | 0 | 8-9 | | |
| + - Overtime | | | | | | | | | | | | | | | | | | | | | | | | | | | | | |

2020 GAME-BY-GAME REGULAR-SEASON STATISTICS (PACKERS)

| DATE | OPPONENT | P/S | TACKLES | | | | | | | INTERCEPTIONS | | | | O. FUMB | | | ST | | | | MISC | | W/L | SCORE | | | | | |
|--------------|---------------|-----|----------------------|---|---|-----|-----|-----|-----|---------------|----|-----|----|---------|----|----|----|----|-----|----|------|---|-----|-------|----|------|---|-------|--------|
| | | | TK | S | A | SK | YDS | TFL | YDS | QBH | NO | YDS | LG | TD | PD | FF | FR | TD | YDS | TK | S | A | | | FF | FR | S | A | |
| 09/13 | at Vikings | | GAME INACTIVE/INJURY | | | | | | | | | | | | | | | | | | | | | | | | | W | 43-34 |
| 09/20 | Lions | P | 1 | 0 | 1 | 0.0 | 0.0 | 0 | 0 | 0 | 0 | 0 | 0 | 0 | 0 | 0 | 0 | 0 | 0 | 0 | 0 | 0 | 0 | 0 | 0 | 0 | W | 42-21 | |
| 09/27 | at Saints | P | 1 | 0 | 1 | 0.0 | 0.0 | 0 | 0 | 0 | 0 | 0 | 0 | 0 | 0 | 0 | 0 | 0 | 0 | 0 | 0 | 0 | 0 | 0 | 0 | 0 | W | 37-30 | |
| 10/05 | Falcons | P | 1 | 0 | 1 | 0.0 | 0.0 | 0 | 0 | 0 | 0 | 0 | 0 | 0 | 0 | 0 | 0 | 0 | 0 | 0 | 0 | 0 | 0 | 0 | 0 | 0 | W | 30-16 | |
| 10/18 | at Buccaneers | P | 4 | 3 | 1 | 0.0 | 0.0 | 1 | 0 | 0 | 0 | 0 | 0 | 0 | 0 | 0 | 0 | 0 | 0 | 0 | 0 | 0 | 0 | 0 | 0 | 0 | L | 10-38 | |
| 10/25 | at Texans | P | 1 | 0 | 1 | 0.0 | 0.0 | 0 | 0 | 0 | 0 | 0 | 0 | 0 | 0 | 0 | 0 | 0 | 0 | 0 | 0 | 0 | 0 | 0 | 0 | 0 | W | 35-20 | |
| 11/01 | Vikings | P | 0 | 0 | 0 | 0.0 | 0.0 | 0 | 0 | 0 | 0 | 0 | 0 | 0 | 0 | 0 | 0 | 0 | 0 | 0 | 0 | 0 | 0 | 0 | 0 | 0 | L | 22-28 | |
| 11/05 | at 49ers | P | 2 | 2 | 0 | 0.0 | 0.0 | 1 | 1 | 0 | 0 | 0 | 0 | 0 | 0 | 0 | 0 | 0 | 0 | 0 | 0 | 0 | 0 | 0 | 0 | 0 | W | 34-17 | |
| 11/15 | Jaguars | P | 1 | 1 | 0 | 0.0 | 0.0 | 0 | 0 | 0 | 0 | 0 | 0 | 0 | 0 | 0 | 0 | 0 | 0 | 0 | 0 | 0 | 0 | 0 | 0 | 0 | W | 24-20 | |
| 11/22 | at Colts | | GAME INACTIVE/INJURY | | | | | | | | | | | | | | | | | | | | | | | | | L | 31-34+ |
| 11/29 | Bears | | INJURED RESERVE | | | | | | | | | | | | | | | | | | | | | | | | | W | 41-25 |
| 12/06 | Eagles | | INJURED RESERVE | | | | | | | | | | | | | | | | | | | | | | | | | W | 30-16 |
| 12/13 | at Lions | | INJURED RESERVE | | | | | | | | | | | | | | | | | | | | | | | | | W | 31-24 |
| 12/19 | Panthers | | INJURED RESERVE | | | | | | | | | | | | | | | | | | | | | | | | | W | 24-16 |
| 12/27 | Titans | | INJURED RESERVE | | | | | | | | | | | | | | | | | | | | | | | | | W | 40-14 |
| 01/03 | at Bears | | INJURED RESERVE | | | | | | | | | | | | | | | | | | | | | | | | | W | 35-16 |
| 2020 TOTALS | | 8-0 | 11 | 6 | 5 | 0.0 | 0.0 | 2 | 1 | 0 | 0 | 0 | 0 | 0 | 0 | 0 | 0 | 0 | 0 | 0 | 0 | 0 | 0 | 0 | 0 | 13-3 | | | |
| + - Overtime | | | | | | | | | | | | | | | | | | | | | | | | | | | | | |



54

LINEBACKER

KWON ALEXANDER

HEIGHT: 6-1
WEIGHT: 227
BORN: August 3, 1994
COLLEGE: LSU

BIRTHPLACE: Oxford, AL
HOW ACQUIRED: FA '23
NFL EXPERIENCE: 9th year

PRO CAREER

- ✦ Has played in 95 games (86 starts) in his eight-year NFL career (N.Y. Jets 2022, New Orleans 2020-21, San Francisco 2019-20, Tampa Bay 2015-18)
- ✦ Has registered 590 tackles (413 solo), 49 tackles for loss, 12.5 sacks, 29 quarterback hits, eight interceptions, 33 passes defended, five fumble recoveries and 11 forced fumbles
- ✦ One of only two players since entering the league in 2015 that has recorded at least 590 tackles, 10.0 sacks and five interceptions in 95 games or less (Roquan Smith)
- ✦ In three career postseason games (two starts), all with San Francisco, has registered three tackles and two passes defended
- ✦ Made NFL debut in Week 1 of 2015 (vs. Tennessee)
- ✦ Made NFL starting debut in Week 1 of 2015 (vs. Tennessee)

2022 (JETS)

- ✦ Played in all 17 regular-season games (12 starts)
- ✦ Registered 69 tackles (42 solo), two quarterback hits, six tackles for loss, 0.5 sacks, one forced fumble and one pass defended

2021 (SAINTS)

- ✦ Played in 12 regular-season games (eight starts)
- ✦ Registered 50 tackles (39 solo), 3.5 sacks, one interception, two passes defended, seven quarterback hits, seven tackles for loss and one forced fumble

2020 (49ERS/SAINTS)

- ✦ Played in 12 regular-season games (12 starts)
- ✦ Registered 57 tackles (39 solo), 1.0 sacks, four passes defesed, two quarterback hits, three tackles for loss, two forced fumbles and two fumble recoveries

2019 (49ERS)

- ✦ Played in eight regular-season games (eight starts)
- ✦ Registered 34 tackles (22 solo), 0.5 sacks, one interception, four passes defesed, one quarterback hit, two tackles for loss and one forced fumble
- ✦ Placed on the Injured Reserved List on Nov. 5

2018 (BUCCANEERS)

- ✦ Played in six regular-season games (six starts)
- ✦ Registered 45 tackles (34 solo), 1.0 sacks, two passes defesed, two quarterback hits, six tackles for loss and two forced fumbles
- ✦ Placed on the Injured Reserved List on Oct. 22

2017 (BUCCANEERS)

- ✦ Played in 12 regular-season games (12 starts)
- ✦ Registered 97 tackles (70 solo), three interceptions, four passes defesed, three quarterback hits, seven tackles for loss and one forced fumble
- ✦ One of just five players to record 95 or more tackles and three or more interceptions during the season
- ✦ Earned his first Pro Bowl nomination of his career

2016 (BUCCANEERS)

- ✦ Played in 16 regular-season games (16 starts)
- ✦ Registered 145 tackles (108 solo), 3.0 sacks, one interception, seven passes defended, seven quarterback hits, 12 tackles for loss, one fumble recovery and one forced fumble
- ✦ His 145 tackles ranked third in the NFL

2015 (BUCCANEERS)

- ✦ Played in 12 regular-season games (12 starts)
- ✦ Registered 93 tackles (59 solo), 3.0 sacks, two interceptions, nine passes defended, five quarterback hits, six tackles for loss, one fumble recovery and two forced fumbles
- ✦ His 93 tackles ranked third among all rookies in the League

TRANSACTIONS

- ✦ Signed with Pittsburgh on July 30, 2023
- ✦ Signed a one-year contract with N.Y. Jets on July 29, 2022
- ✦ Signed a one-year contract with New Orleans on Aug. 3, 2021
- ✦ Released by the Saints on March 16, 2021
- ✦ Traded to New Orleans from San Francisco for Kiko Alonzo and 2021 fifth round pick (#172 overall, Deommodore Lenoir)
- ✦ Signed a four-year contract with the 49ers on March 11, 2019
- ✦ Signed a four-year contract with Tampa Bay on May 12, 2015
- ✦ Drafted by the Buccaneers in the fourth round (#124 overall) of the 2015 NFL Draft

COLLEGE

- ✦ Played in 32 games (23 starts) at LSU (2012-14)
- ✦ Declared for the NFL Draft following his junior season
- ✦ Started all 12 games he played as a junior (2014), tallying 90 tackles, with 7.5 tackles for loss, two forced fumbles, 1.5 sacks and one pass defended
- ✦ Earned first-team All-SEC honors from ESPN.com and second-team All-SEC recognition from the Associated Press
- ✦ Part of a defense that ranked third in the NCAA in passing defense (164.2 yards per game) and ninth in the nation in total defense (316.8 yards per game), both of which led the SEC
- ✦ The defense also tied for the fourth-fewest points allowed per game (17.5 per game), a figure that stood as the second-best mark in the SEC
- ✦ As a sophomore (2013), played in 13 games (nine starts), totaling 65 tackles, with 6.5 tackles for loss and four passes defended
- ✦ Played in seven games, with two starts as a freshman (2012), finishing the year with 11 tackles, two fumble recoveries, one tackle for loss, one pass defended and one forced fumble
- ✦ Made first career start at Florida on Oct. 6, 2012
- ✦ Made LSU debut against North Texas on Sept. 1, 2012
- ✦ Majored in sport administration

PERSONAL

- ✦ Attended Oxford High School (Oxford, Alabama)
- ✦ Played in the Under Armour All-American Game
- ✦ Chosen as a finalist for the High School Butkus Award, given annually to the nation's top linebacker
- ✦ Named to the 2011 ESPN All-Alabama Football Team and earned Class 6A All-State honorable mention
- ✦ A top recruit, ranking 19th on Scout.com's Final Southeast Top 150, 29th in the ESPN150, 45th in the Press-Register Super Southeast 120 and was listed in MaxPreps' Top 100
- ✦ Earned four-star recruit honors from ESPN.com, Rivals.com and Scout.com
- ✦ Son of Peaches and Broderick Taylor
- ✦ Born Kwon Alexander on August 3, 1994 in Oxford, Alabama

COMMUNITY

- ✦ In 2019, hosted a football camp, sponsored by his foundation, in Hobson City, Alabama free of charge to kids aged 8 to 17
- ✦ The camp included football drills, giveaways, and complimentary food for participants
- ✦ In 2018, he kicked off his charity, The Kwon Alexander Foundation, with a kickball game
- ✦ Officers from the Tampa Bay Police Department attended the event and shared dialogue with local youth
- ✦ This event also partnered with the Heart Gallery of Tampa, an organization that is dedicated to raising awareness about Tampa's waiting foster children
- ✦ In May 2015, toured MacDill Air Force Base to greet military servicemen and servicewomen and learn about the important role that the base plays in the Tampa community
- ✦ In May 2015, visited wounded warriors recovering from injury and illness at James A. Haley Veterans' Hospital in Tampa

REGULAR SEASON COMPARISON: DEFENSIVE - LOS ANGELES RAMS

| DATE | OPP | W/L | GP/GS | TACKLES | | | | ASST | SACK | YDS. | INT | TFL | PD | QBH | TD | MISC | | |
|---------------|-----------|-----|-------|---------|------|----|-----|------|------|------|-----|-----|----|-----|----|------|----|----|
| | | | | TOT | SOLO | SA | SK | | | | | | | | | FF | FR | SA |
| 9/25/16 | TB vs. LA | L | S | 7 | 6 | 1 | 0.0 | 0.0 | 0.0 | 1 | 1 | 1 | 0 | 1 | 0 | 0 | 0 | |
| 10/13/19 | SF @ LA | W | S | 7 | 4 | 3 | 0.0 | 0.0 | 0.0 | 0 | 1 | 0 | 0 | 0 | 0 | 0 | 0 | |
| TOTALS | | 1/1 | 2/2 | 14 | 10 | 4 | 0.0 | 0.0 | 0.0 | 1 | 2 | 1 | 0 | 1 | 0 | 0 | 0 | |

KWON ALEXANDER'S NFL REGULAR SEASON DEFENSIVE STATISTICS

| DATE | TEAM | GP | GS | TACKLES | | | | | INTERCEPTIONS | | | | O. FUMB | | | ST | | | MISC. | | | | | | | | | | |
|---|------------|-----|----|---------|-----|-----|-----|-----|---------------|------|-----|----|---------|-----|----|----|----|----|-------|-----|----|---|---|----|----|---|---|---|---|
| | | | | TK | S | A | TFL | YDS | SK | YDS | QBH | NO | YDS | LG | TD | PD | FF | FR | TD | YDS | TK | S | A | FF | FR | S | A | | |
| 2015 | Buccaneers | 12 | 12 | 93 | 59 | 34 | 6 | 20 | 3.0 | 21.5 | 5 | 2 | 15 | 15 | 0 | 9 | 2 | 1 | 0 | 20 | 0 | 0 | 0 | 0 | 0 | 0 | 0 | 0 | |
| 2016 | Buccaneers | 16 | 16 | 145 | 108 | 37 | 12 | 28 | 3.0 | 8.0 | 7 | 1 | 38 | 38T | 1 | 7 | 1 | 0 | 4 | 0 | 0 | 0 | 0 | 0 | 0 | 0 | 0 | 0 | |
| 2017 | Buccaneers | 12 | 12 | 97 | 70 | 27 | 7 | 18 | 0.0 | 0.0 | 3 | 3 | 70 | 28 | 4 | 1 | 0 | 0 | 0 | 0 | 0 | 0 | 0 | 0 | 0 | 0 | 0 | 0 | |
| 2018 | Buccaneers | 6 | 6 | 45 | 34 | 11 | 6 | 19 | 1.0 | 0.0 | 2 | 0 | 0 | 0 | 2 | 2 | 0 | 0 | 0 | 0 | 0 | 0 | 0 | 0 | 0 | 0 | 0 | 0 | |
| 2019 | 49ers | 8 | 8 | 34 | 22 | 12 | 2 | 3 | 0.5 | 4.5 | 1 | 0 | 0 | 0 | 4 | 1 | 0 | 0 | 0 | 0 | 0 | 0 | 0 | 0 | 0 | 0 | 0 | 0 | |
| 2020 | 49ers | 5 | 5 | 30 | 22 | 8 | 3 | 3 | 1.0 | 2.0 | 1 | 0 | 0 | 0 | 1 | 0 | 0 | 0 | 0 | 0 | 0 | 0 | 0 | 0 | 0 | 0 | 0 | 0 | |
| Went from San Francisco to New Orleans. | | | | | | | | | | | | | | | | | | | | | | | | | | | | | |
| 2020 | Saints | 7 | 7 | 27 | 17 | 10 | 0 | 0 | 0.0 | 0.0 | 1 | 0 | 0 | 0 | 4 | 1 | 2 | 0 | 20 | 0 | 0 | 0 | 0 | 0 | 0 | 0 | 0 | 0 | 0 |
| 2020 | TOTAL | 12 | 12 | 57 | 39 | 18 | 3 | 3 | 1.0 | 2.0 | 2 | 0 | 0 | 0 | 4 | 2 | 2 | 0 | 20 | 0 | 0 | 0 | 0 | 0 | 0 | 0 | 0 | 0 | 0 |
| 2021 | Saints | 12 | 8 | 50 | 39 | 11 | 7 | 27 | 3.5 | 19.5 | 7 | 1 | 0 | 0 | 2 | 1 | 0 | 8 | 0 | 0 | 0 | 0 | 0 | 0 | 0 | 0 | 0 | 0 | 0 |
| 2022 | Jets | 17 | 12 | 69 | 42 | 27 | 6 | 15 | 0.5 | 1.0 | 2 | 0 | 0 | 0 | 1 | 1 | 0 | 0 | 0 | 0 | 0 | 0 | 0 | 0 | 0 | 0 | 0 | 0 | 0 |
| 2023 | Steelers | 5 | 0 | 34 | 27 | 7 | 5 | 12 | 1.0 | 3.0 | 2 | 0 | 0 | 0 | 0 | 0 | 0 | 0 | 0 | 0 | 0 | 0 | 0 | 0 | 0 | 0 | 0 | 0 | 0 |
| NFL TOTALS | | 100 | 86 | 624 | 440 | 184 | 54 | 145 | 13.5 | 59.5 | 31 | 8 | 123 | 38T | 1 | 33 | 11 | 5 | 52 | 0 | 0 | 0 | 0 | 0 | 0 | 0 | 0 | 0 | 0 |

KWON ALEXANDER'S NFL POSTSEASON DEFENSIVE STATISTICS

| DATE | TEAM | GP | GS | TACKLES | | | | | INTERCEPTIONS | | | | O. FUMB | | | ST | | | MISC. | | | | | | | | | | |
|-------------------|--------|----|----|---------|---|---|-----|-----|---------------|-----|-----|----|---------|----|----|----|----|----|-------|-----|----|---|---|----|----|---|---|---|---|
| | | | | TK | S | A | TFL | YDS | SK | YDS | QBH | NO | YDS | LG | TD | PD | FF | FR | TD | YDS | TK | S | A | FF | FR | S | A | | |
| 2019 | 49ers | 3 | 2 | 3 | 3 | 0 | 1 | 7 | 0.0 | 0.0 | 0 | 0 | 0 | 0 | 0 | 0 | 0 | 0 | 0 | 0 | 0 | 0 | 0 | 0 | 0 | 0 | 0 | 0 | 0 |
| 2020 | Saints | 0 | 0 | 0 | 0 | 0 | 0 | 0 | 0.0 | 0.0 | 0 | 0 | 0 | 0 | 0 | 0 | 0 | 0 | 0 | 0 | 0 | 0 | 0 | 0 | 0 | 0 | 0 | 0 | 0 |
| NFL TOTALS | | 3 | 2 | 3 | 3 | 0 | 1 | 7 | 0.0 | 0.0 | 0 | 0 | 0 | 0 | 0 | 0 | 0 | 0 | 0 | 0 | 0 | 0 | 0 | 0 | 0 | 0 | 0 | 0 | 0 |

2016 GAME-BY-GAME REGULAR-SEASON STATISTICS (BUCCANEERS)

| DATE | OPPONENT | P/S | TACKLES | | | | | | | INTERCEPTIONS | | | | O. FUMB | | | ST | | | | MISC | | W/L | SCORE | | | | |
|-------------|--------------|-----|---------|-----|-----|-----|-----|-----|-----|---------------|----|-----|----|---------|----|----|----|----|-----|----|------|---|-----|-------|----|----|-----|--------|
| | | | TK | S | A | SK | YDS | TFL | YDS | QBH | NO | YDS | LG | TD | PD | FF | FR | TD | YDS | TK | S | A | | | FF | FR | S | A |
| 09/11 | at Falcons | S | 17 | 15 | 2 | 1.0 | 2.0 | 2 | 4 | 2 | 0 | 0 | 0 | 0 | 0 | 0 | 0 | 0 | 0 | 0 | 0 | 0 | 0 | 0 | 0 | 0 | W | 31-24 |
| 09/18 | at Cardinals | S | 7 | 6 | 1 | 0.0 | 0.0 | 1 | 1 | 0 | 0 | 0 | 0 | 0 | 0 | 0 | 0 | 0 | 0 | 0 | 0 | 0 | 0 | 0 | 0 | 0 | L | 7-40 |
| 09/25 | Rams | S | 7 | 6 | 1 | 0.0 | 0.0 | 1 | 1 | 0 | 1 | 38 | 38 | 1 | 1 | 0 | 0 | 0 | 0 | 0 | 0 | 0 | 0 | 0 | 0 | 0 | L | 32-37 |
| 10/02 | Broncos | S | 7 | 7 | 0 | 1.0 | 0.0 | 1 | 1 | 2 | 0 | 0 | 0 | 0 | 0 | 0 | 0 | 0 | 0 | 0 | 0 | 0 | 0 | 0 | 0 | 0 | L | 7-27 |
| 10/10 | at Panthers | S | 5 | 3 | 2 | 0.0 | 0.0 | 0 | 0 | 0 | 0 | 0 | 0 | 0 | 1 | 0 | 0 | 0 | 0 | 0 | 0 | 0 | 0 | 0 | 0 | 0 | W | 17-14 |
| 10/23 | at 49ers | S | 9 | 7 | 2 | 0.0 | 0.0 | 0 | 0 | 2 | 0 | 0 | 0 | 0 | 0 | 0 | 0 | 0 | 0 | 0 | 0 | 0 | 0 | 0 | 0 | 0 | W | 34-17 |
| 10/30 | Raiders | S | 14 | 14 | 0 | 0.0 | 0.0 | 1 | 3 | 0 | 0 | 0 | 0 | 0 | 1 | 0 | 0 | 0 | 0 | 0 | 0 | 0 | 0 | 0 | 0 | 0 | L | 24-30+ |
| 11/03 | Falcons | S | 6 | 3 | 3 | 0.0 | 0.0 | 0 | 0 | 0 | 0 | 0 | 0 | 0 | 0 | 0 | 0 | 0 | 0 | 0 | 0 | 0 | 0 | 0 | 0 | 0 | L | 28-43 |
| 11/13 | Bears | S | 5 | 4 | 1 | 0.0 | 0.0 | 0 | 0 | 0 | 0 | 0 | 0 | 0 | 0 | 1 | 0 | 4 | 0 | 0 | 0 | 0 | 0 | 0 | 0 | 0 | W | 36-10 |
| 11/20 | at Chiefs | S | 7 | 6 | 1 | 0.0 | 0.0 | 0 | 0 | 0 | 0 | 0 | 0 | 0 | 0 | 0 | 0 | 0 | 0 | 0 | 0 | 0 | 0 | 0 | 0 | 0 | W | 19-17 |
| 11/27 | Seahawks | S | 6 | 4 | 2 | 1.0 | 6.0 | 1 | 6 | 1 | 0 | 0 | 0 | 0 | 0 | 0 | 0 | 0 | 0 | 0 | 0 | 0 | 0 | 0 | 0 | 0 | W | 14-5 |
| 12/04 | at Chargers | S | 7 | 5 | 2 | 0.0 | 0.0 | 1 | 1 | 0 | 0 | 0 | 0 | 0 | 0 | 0 | 0 | 0 | 0 | 0 | 0 | 0 | 0 | 0 | 0 | 0 | W | 28-21 |
| 12/11 | Saints | S | 7 | 6 | 1 | 0.0 | 0.0 | 1 | 1 | 0 | 0 | 0 | 0 | 0 | 1 | 0 | 0 | 0 | 0 | 0 | 0 | 0 | 0 | 0 | 0 | 0 | W | 16-11 |
| 12/18 | at Cowboys | S | 21 | 11 | 10 | 0.0 | 0.0 | 2 | 9 | 0 | 0 | 0 | 0 | 0 | 1 | 1 | 0 | 0 | 0 | 0 | 0 | 0 | 0 | 0 | 0 | 0 | L | 20-26 |
| 12/24 | at Saints | S | 10 | 5 | 5 | 0.0 | 0.0 | 0 | 0 | 0 | 0 | 0 | 0 | 0 | 2 | 0 | 0 | 0 | 0 | 0 | 0 | 0 | 0 | 0 | 0 | 0 | L | 24-31 |
| 01/01 | Panthers | S | 10 | 6 | 4 | 0.0 | 0.0 | 1 | 1 | 0 | 0 | 0 | 0 | 0 | 1 | 0 | 0 | 0 | 0 | 0 | 0 | 0 | 0 | 0 | 0 | 0 | W | 17-16 |
| 2016 TOTALS | | | 16-16 | 145 | 108 | 37 | 3.0 | 8.0 | 12 | 28 | 7 | 1 | 38 | 38 | 1 | 7 | 1 | 1 | 0 | 4 | 0 | 0 | 0 | 0 | 0 | 0 | 9-7 | |

+ - Overtime

2015 GAME-BY-GAME REGULAR-SEASON STATISTICS (BUCCANEERS)

| DATE | OPPONENT | P/S | TACKLES | | | | | | | INTERCEPTIONS | | | | O. FUMB | | | ST | | | | MISC | | W/L | SCORE | | | | |
|-------------|-------------|-----|---------|----|----|-----|-----|------|-----|---------------|----|-----|----|---------|----|----|----|----|-----|----|------|---|-----|-------|----|----|-----|--------|
| | | | TK | S | A | SK | YDS | TFL | YDS | QBH | NO | YDS | LG | TD | PD | FF | FR | TD | YDS | TK | S | A | | | FF | FR | S | A |
| 09/13 | Titans | S | 5 | 3 | 2 | 0.0 | 0.0 | 1 | 3 | 0 | 0 | 0 | 0 | 0 | 0 | 0 | 0 | 0 | 0 | 0 | 0 | 0 | 0 | 0 | 0 | 0 | L | 14-42 |
| 09/20 | at Saints | S | 8 | 4 | 4 | 0.0 | 0.0 | 0 | 0 | 0 | 0 | 0 | 0 | 0 | 1 | 0 | 0 | 0 | 0 | 0 | 0 | 0 | 0 | 0 | 0 | 0 | W | 26-19 |
| 09/27 | at Texans | S | 10 | 5 | 5 | 0.0 | 0.0 | 1 | 3 | 0 | 1 | 0 | 0 | 0 | 2 | 0 | 0 | 0 | 0 | 0 | 0 | 0 | 0 | 0 | 0 | 0 | L | 9-19 |
| 10/04 | Panthers | S | 4 | 3 | 1 | 0.0 | 0.0 | 0 | 0 | 0 | 0 | 0 | 0 | 0 | 0 | 0 | 0 | 0 | 0 | 0 | 0 | 0 | 0 | 0 | 0 | 0 | L | 23-37 |
| 10/11 | Jaguars | S | 5 | 3 | 2 | 1.0 | 5.5 | 0 | 0 | 2 | 0 | 0 | 0 | 0 | 2 | 0 | 0 | 0 | 0 | 0 | 0 | 0 | 0 | 0 | 0 | 0 | W | 38-31 |
| 10/25 | at Redskins | S | 6 | 5 | 1 | 0.0 | 0.0 | 0 | 0 | 0 | 0 | 0 | 0 | 0 | 0 | 0 | 0 | 0 | 0 | 0 | 0 | 0 | 0 | 0 | 0 | 0 | L | 30-31 |
| 11/01 | at Falcons | S | 11 | 6 | 5 | 0.0 | 0.0 | 0 | 0 | 0 | 1 | 15 | 15 | 0 | 1 | 1 | 1 | 0 | 20 | 0 | 0 | 0 | 0 | 0 | 0 | 0 | W | 23-20+ |
| 11/08 | Giants | S | 10 | 5 | 5 | 0.0 | 0.0 | 2 | 3 | 0 | 0 | 0 | 0 | 0 | 0 | 0 | 0 | 0 | 0 | 0 | 0 | 0 | 0 | 0 | 0 | 0 | L | 18-32 |
| 11/15 | Cowboys | S | 4 | 4 | 0 | 1.0 | 8.0 | 1 | 8 | 1 | 0 | 0 | 0 | 0 | 0 | 0 | 0 | 0 | 0 | 0 | 0 | 0 | 0 | 0 | 0 | 0 | W | 10-6 |
| 11/22 | at Eagles | S | 10 | 8 | 2 | 0.0 | 0.0 | 0 | 0 | 0 | 0 | 0 | 0 | 0 | 0 | 0 | 0 | 0 | 0 | 0 | 0 | 0 | 0 | 0 | 0 | 0 | W | 45-17 |
| 11/29 | at Colts | S | 10 | 7 | 3 | 0.0 | 0.0 | 1 | 3 | 0 | 0 | 0 | 0 | 0 | 1 | 0 | 0 | 0 | 0 | 0 | 0 | 0 | 0 | 0 | 0 | 0 | L | 12-25 |
| 12/06 | Falcons | S | 10 | 6 | 4 | 1.0 | 8.0 | 0 | 0 | 2 | 0 | 0 | 0 | 0 | 1 | 1 | 0 | 0 | 0 | 0 | 0 | 0 | 0 | 0 | 0 | 0 | W | 23-19 |
| 2015 TOTALS | | | 12-12 | 93 | 59 | 34 | 3.0 | 21.5 | 6 | 20 | 5 | 2 | 15 | 15 | 0 | 9 | 2 | 1 | 0 | 20 | 0 | 0 | 0 | 0 | 0 | 0 | 6-6 | |

+ - Overtime

2020 GAME-BY-GAME POSTSEASON STATISTICS (SAINTS)

| DATE | OPPONENT | P/S | TACKLES | | | | | | | INTERCEPTIONS | | | | O. FUMB | | | ST | | | | MISC | | W/L | SCORE | | | | |
|-------------|------------|-----|---------|---|---|----|-----|-----|-----|---------------|----|-----|----|---------|----|----|----|----|-----|----|------|---|-----|-------|----|----|-----|-------|
| | | | TK | S | A | SK | YDS | TFL | YDS | QBH | NO | YDS | LG | TD | PD | FF | FR | TD | YDS | TK | S | A | | | FF | FR | S | A |
| 01/10 | Bears | | | | | | | | | | | | | | | | | | | | | | | | | | W | 21-9 |
| 01/17 | Buccaneers | | | | | | | | | | | | | | | | | | | | | | | | | | L | 20-30 |
| 2020 TOTALS | | | | 0 | 0 | 0 | 0.0 | 0.0 | 0 | 0 | 0 | 0 | 0 | 0 | 0 | 0 | 0 | 0 | 0 | 0 | 0 | 0 | 0 | 0 | 0 | 0 | 1-1 | |

2019 GAME-BY-GAME POSTSEASON STATISTICS (49ERS)

| DATE | OPPONENT | P/S | TACKLES | | | | | | | INTERCEPTIONS | | | | O. FUMB | | | ST | | | | MISC | | W/L | SCORE | | | | |
|-------------|-----------|-----|---------|---|---|-----|-----|-----|-----|---------------|----|-----|----|---------|----|----|----|----|-----|----|------|---|-----|-------|----|----|-----|-------|
| | | | TK | S | A | SK | YDS | TFL | YDS | QBH | NO | YDS | LG | TD | PD | FF | FR | TD | YDS | TK | S | A | | | FF | FR | S | A |
| 01/11 | Vikings | S | 0 | 0 | 0 | 0.0 | 0.0 | 0 | 0 | 0 | 0 | 0 | 0 | 0 | 0 | 0 | 0 | 0 | 0 | 0 | 0 | 0 | 0 | 0 | 0 | 0 | W | 27-10 |
| 01/19 | Packers | S | 2 | 2 | 0 | 0.0 | 0.0 | 1 | 7 | 0 | 0 | 0 | 0 | 0 | 0 | 0 | 0 | 0 | 0 | 0 | 0 | 0 | 0 | 0 | 0 | 0 | W | 37-20 |
| 02/02 | at Chiefs | P | 1 | 1 | 0 | 0.0 | 0.0 | 0 | 0 | 0 | 0 | 0 | 0 | 0 | 1 | 0 | 0 | 0 | 0 | 0 | 0 | 0 | 0 | 0 | 0 | 0 | L | 20-31 |
| 2019 TOTALS | | | 3-2 | 3 | 3 | 0 | 0.0 | 0.0 | 1 | 7 | 0 | 0 | 0 | 0 | 0 | 1 | 0 | 0 | 0 | 0 | 0 | 0 | 0 | 0 | 0 | 0 | 2-1 | |



74

OFFENSIVE LINEMAN

SPENCER ANDERSON

HEIGHT: 6-5

WEIGHT: 305

BORN: June 7, 2000

COLLEGE: Maryland

BIRTHPLACE: Bowie, MD

HOW ACQUIRED: D7b '23

NFL EXPERIENCE: R

PRO CAREER

- ✦ Has yet to make NFL debut

TRANSACTIONS

- ✦ Signed four-year contract with Pittsburgh on May 13, 2023
- ✦ Drafted by the Steelers in the seventh round (251st overall) of the 2023 NFL Draft

COLLEGE

- ✦ Appeared in 45 games (42 starts) at Maryland (2018-22)
- ✦ 2022 Pro Football Focus Preseason All-Big Ten second team
- ✦ 2022 East-West Shrine Bowl 1000
- ✦ 2021 All-Big Ten honorable mention
- ✦ 2020-21 Big Ten Distinguished Scholar
- ✦ Started all 13 games on the offensive line, 12 at right guard and one at right tackle in 2022
- ✦ Blocked for a Maryland passing offense that ranked third in the Big Ten in 2022 by averaging 259.8 yards per game in the air

PERSONAL


- ✦ A consensus three-star recruit across all major recruiting outlets
- ✦ Rated the 16th overall player in the state of Maryland by 247sports.com
- ✦ Honorable Mention All-Metro selection as a senior
- ✦ Received offers from North Carolina, Pitt, and Wake Forest
- ✦ Coached by Keita Malloy
- ✦ Son of Robert and Anita Anderson
- ✦ Father played football at Howard University
- ✦ Has one older brother
- ✦ Undeclared on the chess team at his school
- ✦ Cousin of professional basketball player Harry Giles
- ✦ Graduated with a degree in Business and Management

SPENCER ANDERSON'S NFL REGULAR SEASON STATISTICS

| DATE | TEAM | GP | GS |
|-------------------|----------|----------|----------|
| 2023 | Steelers | 2 | 0 |
| NFL TOTALS | | 2 | 0 |

2023 GAME-BY-GAME REGULAR-SEASON STATISTICS (STEELERS)

| DATE | OPPONENT | P/S | | W/L | SCORE |
|--------------------|------------|------------|---------------------------|------------|-------|
| 09/10 | 49ers | | DID NOT PLAY (NON-INJURY) | L | 7-30 |
| 09/18 | Browns | | DID NOT PLAY (NON-INJURY) | W | 26-22 |
| 09/24 | at Raiders | | DID NOT PLAY (NON-INJURY) | W | 23-18 |
| 10/01 | at Texans | P | | L | 6-30 |
| 10/08 | Ravens | P | | W | 17-10 |
| 2023 TOTALS | | 2-0 | | 3-2 | |



19

WIDE RECEIVER

CALVIN AUSTIN III

HEIGHT: 5-9

WEIGHT: 162

BORN: March 24, 1999

COLLEGE: Memphis

BIRTHPLACE: Memphis, TN

HOW ACQUIRED: D4 '22

NFL EXPERIENCE: 2nd year

PRO CAREER

- ✦ Has yet to make NFL debut

2022 (STEELERS)

- ✦ Spent the entire season on the Reserve/Injured List

TRANSACTIONS

- ✦ Drafted by Pittsburgh in the fourth round (138th overall) of the 2022 NFL Draft

COLLEGE

- ✦ Played in 49 career games at Memphis (2018-21)
- ✦ Caught 156 passes for 2,541 yards (16.3 yards/reception) and 22 TDs
- ✦ Returned 29 punts for 323 yards (11.1 yards/return), including a 94-yard TD
- ✦ Finished his career ranked second all-time in program history in receiving TDs, fourth in receiving yards and fifth in receptions
- ✦ Named first-team All-AAC in both 2020 and 2021
- ✦ Led the Tigers with 74 catches for 1,149 yards and eight TDs in 2021
- ✦ His 1,149 receiving yards rank fifth on the program's single-season list, while his eight TDs tied for 11th
- ✦ In track and field, named 2019 U.S. Track and Field/Cross Country Coaches Association (USTFCCCA) All-America second team (4x100m relay), 2019 All-American Athletic Conference (4x100m relay), 2018 USTFCCCA All-America honorable mention (4x400m relay), 2018 All-American Athletic Conference four times (Indoor 200m, 4x400m relay; Outdoor 4x100m relay, 4x400m relay) and ran a school-record 39.19 seconds in winning silver at the 2019 American Athletic Conference Championships

PERSONAL

- ✦ Three-year member of the varsity squad at Harding Academy in Memphis
- ✦ Helped lead the Lions to three-straight Tennessee Secondary School Athletic Association (TSSAA) Division II Class A state playoffs appearances, including a spot in the semifinals in 2015
- ✦ Harding had a combined 26-9 record those three seasons
- ✦ In his career, pulled in 74 catches for 1,513 yards and 24 receiving TDs, also rushed for 558 yards and eight more scores, totaled 49 career TD (24 receive/8 rush/6 punt return/5 kick return/4 interception return/2 fumble return), logged 758 kick return yards and 541 punt return yards, finished with 3,492 all-purpose yards and 2,071 total yards over his career
- ✦ Named 2016 Tennessee Titans Mr. Football semifinalist (D2A back), 2016 Tennessee Sports Writers Association (TSWA) D2A All-State first team and 2016 Donovan Stewart D2A All-State
- ✦ Two-time D2A West 1 All-District (2015, 2016)
- ✦ Two-time D2A West 1 Special Teams Player of the Year (2015, 2016)
- ✦ 2016 Toyota East-West All-Star Classic
- ✦ Three time Commercial Appeal Best of Preps pick (2014-16)
- ✦ Also a track and field standout at Harding Academy becoming a nine-time state champion in sprints/relays, seven-time TSWA All-State honoree and setting five school records
- ✦ 2015-16, 2016-17 Commercial Appeal Best of Preps Boys Track and Field Athlete of the Year
- ✦ Helped lead the Lions to a TSSAA D2A state championships runner-up finish in 2017
- ✦ Son of Calvin and Mimi Austin

CALVIN AUSTIN III'S NFL REGULAR SEASON RUSHING/RECEIVING STATISTICS

| DATE | TEAM | GP | GS | RECEIVING | | | | RUSHING | | | | | |
|-------------------|----------|----------|----------|-----------|------------|-------------|------------|----------|----------|----------|------------|----------|----------|
| | | | | NO. | YDS. | AVG. | LG | TD | NO. | YDS. | AVG. | LG | TD |
| 2022 | Steelers | 0 | 0 | 0 | 0 | 0.0 | 0 | 0 | 0 | 0.0 | 0 | 0 | |
| 2023 | Steelers | 5 | 1 | 12 | 143 | 11.9 | 72t | 1 | 2 | 3 | 1.5 | 5 | 0 |
| NFL TOTALS | | 5 | 1 | 12 | 143 | 11.9 | 72T | 1 | 2 | 3 | 1.5 | 5 | 0 |

CALVIN AUSTIN III'S NFL REGULAR SEASON RETURN STATISTICS

| DATE | TEAM | KICKOFF RETURNS | | | | | PUNT RETURNS | | | | | |
|-------------------|----------|-----------------|----------|------------|----------|----------|--------------|----------|-----------|------------|-----------|----------|
| | | RET. | YDS. | AVG. | LG | TD | NO. | FC | YDS. | AVG. | LG | TD |
| 2022 | Steelers | 0 | 0 | 0.0 | 0 | 0 | 0 | 0 | 0 | 0.0 | 0 | 0 |
| 2023 | Steelers | 0 | 0 | 0.0 | 0 | 0 | 6 | 3 | 30 | 5.0 | 14 | 0 |
| NFL TOTALS | | 0 | 0 | 0.0 | 0 | 0 | 6 | 3 | 30 | 5.0 | 14 | 0 |

SINGLE-GAME HIGHS: RUSHING/RECEIVING

| | | | |
|--------------------|---|---------------------|--|
| Longest Runs | 5 at Houston Texans, Oct 01, 2023 | All-Purpose Yards | 77 at Las Vegas Raiders, Sep 24, 2023 |
| Receptions | 6 vs. San Francisco 49ers, Sep 10, 2023 | | 39 vs. San Francisco 49ers, Sep 10, 2023 |
| | 3 at Houston Texans, Oct 01, 2023 | Fair Catches | 2 vs. Cleveland Browns, Sep 18, 2023 |
| Receiving Yards | 72 at Las Vegas Raiders, Sep 24, 2023 | | 1 at Las Vegas Raiders, Sep 24, 2023 |
| | 37 vs. San Francisco 49ers, Sep 10, 2023 | Punt Return Yards | 14 vs. Cleveland Browns, Sep 18, 2023 |
| Receiving Average | 8.0 at Houston Texans, Oct 01, 2023 | | 9 at Houston Texans, Oct 01, 2023 |
| | 6.2 vs. San Francisco 49ers, Sep 10, 2023 | Longest Punt Return | 14 vs. Cleveland Browns, Sep 18, 2023 |
| Longest Receptions | 72t at Las Vegas Raiders, Sep 24, 2023 | | 7 at Houston Texans, Oct 01, 2023 |
| | 13 vs. San Francisco 49ers, Sep 10, 2023 | Punt Returns | 2 at Houston Texans, Oct 01, 2023 |
| Receiving TDs | 1 at Las Vegas Raiders, Sep 24, 2023 | | 2 at Las Vegas Raiders, Sep 24, 2023 |
| | | Most TDs | 1 at Las Vegas Raiders, Sep 24, 2023 |

2023 GAME-BY-GAME REGULAR-SEASON STATISTICS (STEELERS)

| DATE | OPPONENT | P/S | RECEIVING | | | | | RUSHING | | | | | W/L | SCORE |
|--------------------|------------|------------|-----------|------------|-------------|------------|----------|----------|----------|------------|----------|----------|------------|-------|
| | | | NO. | YDS. | AVG. | LG | TD | NO. | YDS. | AVG. | LG | TD | | |
| 09/10 | 49ers | P | 6 | 37 | 6.2 | 13 | 0 | 0 | 0 | 0.0 | 0 | 0 | L | 7-30 |
| 09/18 | Browns | P | 1 | 10 | 10.0 | 10 | 0 | 1 | -2 | -2.0 | -2 | 0 | W | 26-22 |
| 09/24 | at Raiders | P | 2 | 72 | 36.0 | 72t | 1 | 0 | 0 | 0.0 | 0 | 0 | W | 23-18 |
| 10/01 | at Texans | P | 3 | 24 | 8.0 | 12 | 0 | 1 | 5 | 5.0 | 5 | 0 | L | 6-30 |
| 10/08 | Ravens | S | 0 | 0 | 0.0 | 0 | 0 | 0 | 0 | 0.0 | 0 | 0 | W | 17-10 |
| 2023 TOTALS | | 5-1 | 12 | 143 | 11.9 | 72T | 1 | 2 | 3 | 1.5 | 5 | 0 | 3-2 | |



95

DEFENSIVE TACKLE
KEEANU BENTON
(May 2023)

HEIGHT: 6-4
WEIGHT: 309
BORN: July 17, 2001
COLLEGE: Wisconsin

BIRTHPLACE: Janesville, WI
HOW ACQUIRED: 02b'23
NFL EXPERIENCE: R

PRO CAREER

- ✦ Has yet to make NFL debut

TRANSACTIONS

- ✦ Signed four-year contract with Pittsburgh on June 23, 2023
- ✦ Drafted by the Steelers in the second round (49th overall) of the 2023 NFL Draft

COLLEGE

- ✦ Appeared in 45 games (36 starts) at Wisconsin (2019-22)
- ✦ Recorded 82 tackles (44 solo), 19.0 tackles for loss, 9.0 sacks, four pass breakups, two forced fumbles and two fumble recoveries
- ✦ 2022 All-Big Ten third team (coaches)
- ✦ 2021 All-Big Ten second team (coaches)
- ✦ 2021 All-Big Ten honorable mention (media)
- ✦ Played and started all 12 regular season games at nose tackle in 2022
- ✦ Registered 36 tackles, 10.0 TFLs and 4.5 sacks as a senior
- ✦ Totaled five tackles, three solo, at Ohio State
- ✦ Recorded 2.0 sacks vs. Illinois
- ✦ Registered four tackles and recorded a sack vs. Maryland
- ✦ Logged another sack, and four solo tackles, at Nebraska
- ✦ Totaled 7.0 TFLs over the season's final four games

PERSONAL

- ✦ Three-star recruit by 247 Sports, ESPN and Rivals
- ✦ First-team All-State by Associated Press as a senior
- ✦ All-Region and All-Big Eight Conference as a senior
- ✦ Named Janesville Gazette All-Area Player of the Year
- ✦ Finished senior season with 75 tackles, 7.0 TFLs, 2.0 sacks and a fumble recovery
- ✦ Two-time state qualifier in wrestling, finishing as Division 1 runner-up at 285 pounds as a junior with a 48-2 record
- ✦ Coach was Adam Bunderson
- ✦ Parents are LaTasha Benton and Troy Rodriguez

KEEANU BENTON'S NFL REGULAR SEASON DEFENSIVE STATISTICS


| DATE | TEAM | GP | GS | TACKLES | | | | | | | INTERCEPTIONS | | | | O. FUMB | | | ST | | | MISC | | | | | |
|-------------------|----------|----------|----------|-----------|----------|----------|----------|----------|------------|------------|---------------|----------|----------|----------|----------|----------|----------|----------|----------|----------|----------|----------|----------|----------|----------|----------|
| | | | | TK | S | A | TFL | YDS | SK | YDS | QBH | NO | YDS | LG | TD | PD | FF | FR | TD | YDS | TK | S | A | FF | FR | S |
| 2023 | Steelers | 5 | 1 | 13 | 5 | 8 | 1 | 9 | 1.0 | 9.0 | 2 | 0 | 0 | 0 | 0 | 1 | 0 | 0 | 0 | 0 | 0 | 0 | 0 | 0 | 0 | 0 |
| NFL TOTALS | | 5 | 1 | 13 | 5 | 8 | 1 | 9 | 1.0 | 9.0 | 2 | 0 | 0 | 0 | 0 | 1 | 0 | 0 | 0 | 0 | 0 | 0 | 0 | 0 | 0 | 0 |

SINGLE-GAME HIGHS: DEFENSIVE

- Total Tackles** 4 at Houston Texans, Oct 01, 2023
3 vs. Baltimore Ravens, Oct 08, 2023
...1 more at 3.
- Solo Tackles** 2 at Houston Texans, Oct 01, 2023
1 vs. Baltimore Ravens, Oct 08, 2023
...2 more at 1.
- Forced Fumbles** 1 at Houston Texans, Oct 01, 2023

2023 GAME-BY-GAME REGULAR-SEASON STATISTICS (STEELERS)

| DATE | OPPONENT | P/S | TACKLES | | | | | | | INTERCEPTIONS | | | | O. FUMB | | | ST | | | MISC | | | | | | | |
|--------------------|------------|------------|-----------|----------|----------|------------|------------|----------|----------|---------------|----------|----------|----------|----------|----------|----------|----------|----------|----------|----------|----------|----------|----------|----------|----------|------------|-------|
| | | | TK | S | A | SK | YDS | TFL | YDS | QBH | NO | YDS | LG | TD | PD | FF | FR | TD | YDS | TK | S | A | FF | FR | S | A | W/L |
| 09/10 | 49ers | P | 3 | 1 | 2 | 0.0 | 0.0 | 0 | 0 | 0 | 0 | 0 | 0 | 0 | 0 | 0 | 0 | 0 | 0 | 0 | 0 | 0 | 0 | 0 | 0 | L | 7-30 |
| 09/18 | Browns | P | 2 | 0 | 2 | 0.0 | 0.0 | 0 | 0 | 0 | 0 | 0 | 0 | 0 | 0 | 0 | 0 | 0 | 0 | 0 | 0 | 0 | 0 | 0 | 0 | W | 26-22 |
| 09/24 | at Raiders | P | 1 | 1 | 0 | 1.0 | 9.0 | 1 | 9 | 1 | 0 | 0 | 0 | 0 | 0 | 0 | 0 | 0 | 0 | 0 | 0 | 0 | 0 | 0 | 0 | W | 23-18 |
| 10/01 | at Texans | P | 4 | 2 | 2 | 0.0 | 0.0 | 0 | 0 | 0 | 0 | 0 | 0 | 0 | 0 | 1 | 0 | 0 | 0 | 0 | 0 | 0 | 0 | 0 | 0 | L | 6-30 |
| 10/08 | Ravens | S | 3 | 1 | 2 | 0.0 | 0.0 | 0 | 0 | 0 | 1 | 0 | 0 | 0 | 0 | 0 | 0 | 0 | 0 | 0 | 0 | 0 | 0 | 0 | 0 | W | 17-10 |
| 2023 TOTALS | | 5-1 | 13 | 5 | 8 | 1.0 | 9.0 | 1 | 9 | 2 | 0 | 0 | 0 | 0 | 0 | 1 | 0 | 0 | 0 | 0 | 0 | 0 | 0 | 0 | 0 | 3-2 | |



9

KICKER

CHRIS BOSWELL

HEIGHT: 6-2

WEIGHT: 185


BORN: March 16, 1991

COLLEGE: Rice

BIRTHPLACE: Fort Worth, TX

HOW ACQUIRED: FA '15

NFL EXPERIENCE: 9th year



'17

PRO CAREER

- ✦ Earned a Pro Bowl selection in 2017
- ✦ Has played in 116 games over his eight-year NFL career (all with the Steelers)
- ✦ Totaled 855 career points on 202 field goals and 249 extra-points made
- ✦ Twice Named AFC Special Teams Player of the Month (December 2015, January 2015)
- ✦ Twice Named AFC Special Teams Player of the Week (Week 6, 2015 and Week 13, 2017)
- ✦ Made NFL debut in Week 5 of 2015 (at San Diego)

CAREER HIGHLIGHTS (REGULAR SEASON)

- ✦ Ranks third in franchise history with 855 career points
- ✦ Ranks third in franchise history with 202 career field goals made
- ✦ Ranks second in franchise history in career field goal percentage (202-234, 86.3)
- ✦ Owns the franchise record in single-season field goal percentage (2020, 19-20, 95.0)
- ✦ Owns the franchise record with 25 consecutive field goals made (2019-20, 25)
- ✦ Ranks fourth in franchise history with 249 career extra-points made
- ✦ Has recorded 24 field goals of 50-yards or more in his NFL career
- ✦ His 86.3 field goal percentage ranks sixth among all NFL kickers with at least 160 field goal attempts since 2015
- ✦ Sixth player in team history with at least 100 field goals made
- ✦ Made at least 20 field goals in seven of his eight seasons in the NFL
- ✦ Has converted three or more field goals in a game 30 times
- ✦ Has converted four or more field goals in a game 10 times
- ✦ Has recorded seven game-winning field goals in his regular-season career (field goals within one minute of regulation or overtime)
- ✦ Owns the longest FG made in Acrisure Stadium with a 59-yarder vs the New York Jets in Week 4 of 2022
- ✦ Has completed three seasons (2016: 36-36 / 2019: 28-28 / 2022: 18-18) without missing an extra point
- ✦ Set a single-season franchise record for field goals made in 2021 (36)
- ✦ Set a single-season franchise record for points in 2017 (142)
- ✦ One of four players to convert all field goal attempts of 50+ yards in 2017
- ✦ First player to kick three field goals to win three consecutive games (2017), with the clock reading 0:00 at the end of the play since 2004 (Ryan Longwell)
- ✦ Tied franchise regular-season single game record for most field goals made (six, Week 16 of 2016 at Cincinnati)
- ✦ Set franchise regular-season record in 2015 for most field goals made by a rookie/first-year player with 29
- ✦ Set franchise regular-season record in 2015 for most points (113) by a rookie/first-year player
- ✦ His 90.6 single-season field goal percentage in 2015 ranked first among rookie/first-year players in franchise history (min. 10 attempts)

CAREER HIGHLIGHTS (POSTSEASON)

- ✦ Has played in eight postseason games over his seven-year NFL career (all with the Steelers)
- ✦ Totaled 63 career points on 16 field goals and 15 extra-points made
- ✦ Registered a touchback on 20 of his 45 career postseason kickoffs (44.4%)
- ✦ Has covered 16 of 16 postseason field goal attempts in his career (100.0%)
- ✦ Has made 16 postseason field goals, which ranks tied for first in franchise history (Jeff Reed, 16)
- ✦ Became the first player in NFL postseason history to convert each of his first 15 field goal attempts during the 2016 postseason
- ✦ Extended his NFL playoff record for consecutive field goals made to begin a postseason career to 16 with a 49-yard field goal vs. Cleveland in the Wild Card round of 2020 playoffs
- ✦ Scored 63 career postseason points, which ranks sixth in franchise history
- ✦ Set the NFL and Steelers' record for most field goals made in a single postseason game (6, AFC Divisional Playoff 1/15 at Kansas City) during the 2016 postseason
- ✦ Set the team record for most field goals made (eight) in a single postseason in team history during the 2016 postseason

2022 (STEELERS)

- ✦ Played in 12 games (spent Weeks 8 through 13 on the Reserve/Injured List)
- ✦ Converted 20 of 28 field goals and 18 of 18 extra points
- ✦ Converted seven field goals of 50-plus yards
- ✦ Broke his own record for the longest field goal made at Acrisure Stadium, converting a 59-yarder in Week 4 vs. the New York Jets
- ✦ Recorded his third season without missing an extra point after going 18 for 18
- ✦ Won the game for the Steelers in overtime in Week 1 at Cincinnati by making a 53-yard field goal with no time left on the clock

2021 (STEELERS)

- ✦ Played in all 17-regular season games
- ✦ Converted 36 of 40 field goals and 27 of 29 extra points
- ✦ Converted three or more field goals in a single game eight times
- ✦ Broke his own record for the longest field goal made at Acrisure Stadium, converting a 56-yarder in the Steelers home opener vs Las Vegas in Week 2
- ✦ Broke his own single-season franchise record for field goals made with 36
- ✦ First player in NFL history to make two 50+ yard field goals, make a game-winning field goal and recover an opponent's fumble all in the same game (Week 9 vs. Chicago)
- ✦ Notched his 100th career game in Week 14 (at Minnesota)

2020 (STEELERS)

- ✦ Saw action in all 16 games during the regular season and the AFC Divisional Playoff game vs. Cleveland
- ✦ Converted 19 of 20 field goals for a career-high 95.0 field goal percentage – the highest single season field goal percentage in franchise history
- ✦ Made a franchise record 25 consecutive field goals, which was the longest active streak in the NFL when it ended in Week 11 of 2020 at Jacksonville

2019 (STEELERS)

- ✦ Saw action in 16 games
- ✦ Converted 29 of 31 field goals for a career-high 93.5 field goal percentage – the second-highest single season field goal percentage in franchise history
- ✦ Became the sixth player in team history with at least 100 field goals made

2018 (STEELERS)

- ✦ Saw action in 15 games
- ✦ Converted 13 of 20 field goals and added a career-high 43 extra points, which marked the eighth-most in a season in team history
- ✦ Converted seven extra points – tied for the second-most in a single game in team history

2017 (STEELERS)

- ✦ Saw action in all 16 games during the regular season and the AFC Divisional Playoff game vs. Jacksonville
- ✦ Set single-season franchise records for field goals made (35) and points (142)
- ✦ Finished tied for fourth in the NFL in points and tied for fifth in field goals made
- ✦ Converted all field goal attempts of 50+ yards
- ✦ Recorded four game-winning field goals (field goals within one minute of regulation or overtime)
- ✦ Kicked three field goals to win games with the clock reading 0:00 at the end of the play, tying the most in single-season history since the merger in 1970
- ✦ Broke a tie with Mike Clark (1964-67: 57) for the sole possession of the eighth-most field goals made in franchise history on his 29-yard field goal in the first quarter vs. Jacksonville in Week 5
- ✦ Surpassed Lou Michaels (62) for the seventh-most field goals made in franchise history vs. Cincinnati in Week 7
- ✦ Converted five field goal attempts, (22-, 24-, 41-, 49- and 25-yards), tying as the fourth-most in a single-game in franchise history and the second-most in his NFL career (6, Dec. 18, 2016 at Cincinnati) vs. Cincinnati in Week 7
- ✦ Named AFC Special Teams Player of the Week in Week 13 at Cincinnati when he converted each of his three field goal attempts, 30-, 37- and 38-yards
- ✦ His 38-yard game-winning field goal was the fourth game-winning kick in his regular-season career (within one minute of regulation or overtime)

2016 (STEELERS)

- ✦ Played in 15 games during the regular season (inactive due to an abdominal injury 12/4 vs. N.Y. Giants) and in all three postseason contests
- ✦ Connected on a single-season career-high 11 made field goals from 40-49 yards during the regular season
- ✦ Perfect 36-of-36 on PATs during the regular season
- ✦ Totaled a single-season career-high 49 touchbacks in the regular season
- ✦ Connected on eight-of-eight on FGs during the postseason, setting a franchise record for most field goals made in a single postseason in franchise history
- ✦ Set the franchise record for most field goals made from 40 yards or longer in a single game (five) in Week 15 at Cincinnati
- ✦ His five made field goals from 40 yards or longer are tied for the most in a single game in NFL history (Mason Crosby, 11/22/15) since 1960
- ✦ Set the NFL and Steelers' record for most field goals made in a single postseason game (six) at Kansas City in the AFC Divisional Playoff
- ✦ First Steeler to record multiple games with at least four made field goals during the postseason

2015 (STEELERS)

- ✦ Saw action in 12 games during the regular season and in both postseason contests after being signed on October 3
- ✦ His 29 made field goals during the regular season are tied for the sixth-most field goals made in a single regular season in team history
- ✦ His 90.6% field goal accuracy is tied for sixth on the team's all-time single regular season field goal percentage list
- ✦ Seventh kicker in team history to record 110 points in a single season
- ✦ Second player in team history (Gary Anderson, 1989) to record multiple games with at least three made field goals in a single postseason
- ✦ Made all four of his field goal attempts (47, 48, 51 and 28) vs. Arizona in Week 6 and was named AFC Special Teams Player of the Week
- ✦ Connected on a game-winning 18-yarder – first of his career – with two seconds remaining in the game vs. Oakland in Week 9
- ✦ Totaled at least 10 points in six straight games, tying a franchise record held by Gary Anderson (1985)
- ✦ Kicked a game-winning 35-yarder with 14 seconds remaining in the AFC Wild Card Game at Cincinnati and set the record for the most field goals made by a rookie/first-year player in a playoff game
- ✦ Ninth rookie/first-year kicker in NFL history to reach 20 points in a single postseason
- ✦ His seven field goals made in a single postseason were the second-most in NFL history by a rookie/first-year player

2014 (TEXANS)

- ✦ Spent one week (Week 3) on the Texans' practice squad

TRANSACTIONS

- ✦ Signed a four-year contract extension with Pittsburgh on Aug. 1, 2022
- ✦ Signed a four-year contract extension with Pittsburgh on Aug. 23, 2018
- ✦ Signed a one-year contract with Pittsburgh on March 12, 2018
- ✦ Signed a one-year reserve/future contract with Pittsburgh on Feb. 2, 2017
- ✦ Signed a two-year contract with the Steelers on October 3, 2015
- ✦ Released by the N.Y. Giants on September 5, 2015
- ✦ Signed by the Giants on September 2, 2015
- ✦ Released by the Giants on August 16, 2015
- ✦ Signed by the Giants on January 7, 2015
- ✦ Released from the Houston Texans' practice squad on September 30, 2014
- ✦ Added to the Texans' practice squad on September 24, 2014
- ✦ Released by the Texans on August 30, 2014
- ✦ Originally signed with the Texans as an undrafted rookie agent on May 16, 2014

COLLEGE

- ✦ Saw action in 51 games for Rice (2010-13), both as a kicker and punter
- ✦ Finished his career 65-of-88 on field goals and 164-172 on PATs for a total of 359 points
- ✦ His 65 field goals and 164 PATs were both school records when his career ended
- ✦ His 65 career field goals were also the third-most in Conference USA history when his career ended
- ✦ Added 16 punts for 647 yards (40.4 avg.)
- ✦ Selected to play in the Senior Bowl following the 2013 season
- ✦ Named Conference USA Special Teams Player of the Week three times
- ✦ Set then school single-season records for field goals (23) and points (114) in 2012
- ✦ Named First-Team All-Conference USA by Rivals.com, second team by Phil Steele and was an honorable mention selection by Conference USA coaches in 2011
- ✦ Earned All-Freshman honors from league coaches in 2010
- ✦ Majored in kinesiology

PERSONAL

- ✦ Attended Fossil Ridge High School (Forth Worth, Texas)
- ✦ Four-time, All-District 5-A selection
- ✦ Converted on 39-of-43 field goals in his career and was perfect on 172 career PAT attempts
- ✦ Named AP All-State first team and to the Texas Sportswriters Association Class 5A All-State second team as a senior
- ✦ Selected to play in the 2009 US Army All-American Bowl in San Antonio
- ✦ Also played baseball and soccer
- ✦ Son of Rick and Dawn Boswell
- ✦ Full name: Christopher Lynn Boswell

REGULAR SEASON COMPARISON: KICKING - LOS ANGELES RAMS

| DATE | OPP | W/L | GP/GS | FGM | FGA | PCT | LONG | XPM | XPA | PTS | 1-19 | 20-29 | 30-39 | 40-49 | 50+ | KO | TB |
|---------------|------------|------------|------------|----------|----------|-------------|-----------|----------|----------|----------|------------|------------|------------|------------|------------|----------|----------|
| 11/10/19 | PIT vs. LA | W | P | 1 | 1 | 100% | 33 | 2 | 2 | 5 | 0-0 | 0-0 | 1-1 | 0-0 | 0-0 | 4 | 1 |
| TOTALS | | 1/0 | 1/0 | 1 | 1 | 100% | 33 | 2 | 2 | 5 | 0-0 | 0-0 | 1-1 | 0-0 | 0-0 | 4 | 1 |

CHRIS BOSWELL'S NFL REGULAR SEASON KICKING STATISTICS

| DATE | TEAM | GP | FGM | FGA | PCT. | LG | XP | XPA | PCT. | BLK | PTS |
|-------------------|----------|------------|------------|------------|-------------|-----------|------------|------------|-------------|----------|------------|
| 2015 | Steelers | 12 | 29 | 32 | 90.6 | 51 | 26 | 27 | 96.3 | 0 | 113 |
| 2016 | Steelers | 15 | 21 | 25 | 84.0 | 49 | 36 | 36 | 100.0 | 1 | 99 |
| 2017 | Steelers | 16 | 35 | 38 | 92.1 | 53 | 37 | 39 | 94.9 | 1 | 142 |
| 2018 | Steelers | 15 | 13 | 20 | 65.0 | 50 | 43 | 48 | 89.6 | 1 | 82 |
| 2019 | Steelers | 16 | 29 | 31 | 93.5 | 51 | 28 | 28 | 100.0 | 0 | 115 |
| 2020 | Steelers | 13 | 19 | 20 | 95.0 | 59 | 34 | 38 | 89.5 | 0 | 91 |
| 2021 | Steelers | 17 | 36 | 40 | 90.0 | 56 | 27 | 29 | 93.1 | 0 | 135 |
| 2022 | Steelers | 12 | 20 | 28 | 71.4 | 59 | 18 | 18 | 100.0 | 1 | 78 |
| 2023 | Steelers | 5 | 10 | 10 | 100.0 | 57 | 5 | 5 | 100.0 | 0 | 35 |
| NFL TOTALS | | 121 | 212 | 244 | 86.9 | 59 | 254 | 268 | 94.8 | 4 | 890 |

CHRIS BOSWELL'S NFL POSTSEASON KICKING STATISTICS

| DATE | TEAM | GP | FGM | FGA | PCT. | LG | XP | XPA | PCT. | BLK | PTS |
|-------------------|----------|----------|-----------|-----------|--------------|-----------|-----------|-----------|-------------|----------|-----------|
| 2015 | Steelers | 2 | 7 | 7 | 100.0 | 47 | 1 | 1 | 100.0 | 0 | 22 |
| 2016 | Steelers | 3 | 8 | 8 | 100.0 | 45 | 3 | 5 | 60.0 | 0 | 27 |
| 2017 | Steelers | 1 | 0 | 0 | 0.0 | 0 | 6 | 6 | 100.0 | 0 | 6 |
| 2020 | Steelers | 1 | 1 | 1 | 100.0 | 49 | 2 | 2 | 100.0 | 0 | 5 |
| 2021 | Steelers | 1 | 0 | 0 | 0.0 | 0 | 3 | 3 | 100.0 | 0 | 3 |
| NFL TOTALS | | 8 | 16 | 16 | 100.0 | 49 | 15 | 17 | 88.2 | 0 | 63 |

CHRIS BOSWELL'S NFL REGULAR SEASON FIELD-GOAL ACCURACY STATISTICS

| DATE | TEAM | 1-19 | PCT. | 20-29 | PCT. | 30-39 | PCT. | 40-49 | PCT. | 50+ | PCT. |
|-------------------|----------|------------|--------------|--------------|--------------|--------------|-------------|--------------|-------------|--------------|-------------|
| 2015 | Steelers | 1-1 | 100.0 | 9-9 | 100.0 | 8-8 | 100.0 | 9-12 | 75.0 | 2-2 | 100.0 |
| 2016 | Steelers | 0-0 | 0.0 | 2-2 | 100.0 | 8-9 | 88.9 | 11-12 | 91.7 | 0-2 | 0.0 |
| 2017 | Steelers | 0-0 | 0.0 | 10-10 | 100.0 | 12-14 | 85.7 | 9-10 | 90.0 | 4-4 | 100.0 |
| 2018 | Steelers | 0-0 | 0.0 | 3-3 | 100.0 | 4-6 | 66.7 | 5-10 | 50.0 | 1-1 | 100.0 |
| 2019 | Steelers | 1-1 | 100.0 | 11-11 | 100.0 | 7-7 | 100.0 | 9-10 | 90.0 | 1-2 | 50.0 |
| 2020 | Steelers | 0-0 | 0.0 | 5-5 | 100.0 | 6-6 | 100.0 | 7-8 | 87.5 | 1-1 | 100.0 |
| 2021 | Steelers | 0-0 | 0.0 | 9-9 | 100.0 | 8-9 | 88.9 | 11-13 | 84.6 | 8-9 | 88.9 |
| 2022 | Steelers | 0-0 | 0.0 | 4-4 | 100.0 | 4-5 | 80.0 | 5-10 | 50.0 | 7-9 | 77.8 |
| 2023 | Steelers | 0-0 | 0.0 | 2-2 | 100.0 | 1-1 | 100.0 | 4-4 | 100.0 | 3-3 | 100.0 |
| NFL TOTALS | | 2-2 | 100.0 | 55-55 | 100.0 | 58-65 | 89.2 | 70-89 | 78.7 | 27-33 | 81.8 |

CHRIS BOSWELL'S NFL POSTSEASON FIELD-GOAL ACCURACY STATISTICS

| DATE | TEAM | 1-19 | PCT. | 20-29 | PCT. | 30-39 | PCT. | 40-49 | PCT. | 50+ | PCT. |
|-------------------|----------|------------|------------|------------|--------------|------------|--------------|------------|--------------|------------|------------|
| 2015 | Steelers | 0-0 | 0.0 | 1-1 | 100.0 | 4-4 | 100.0 | 2-2 | 100.0 | 0-0 | 0.0 |
| 2016 | Steelers | 0-0 | 0.0 | 2-2 | 100.0 | 3-3 | 100.0 | 3-3 | 100.0 | 0-0 | 0.0 |
| 2017 | Steelers | 0-0 | 0.0 | 0-0 | 0.0 | 0-0 | 0.0 | 0-0 | 0.0 | 0-0 | 0.0 |
| 2020 | Steelers | 0-0 | 0.0 | 0-0 | 0.0 | 0-0 | 0.0 | 1-1 | 100.0 | 0-0 | 0.0 |
| 2021 | Steelers | 0-0 | 0.0 | 0-0 | 0.0 | 0-0 | 0.0 | 0-0 | 0.0 | 0-0 | 0.0 |
| NFL TOTALS | | 0-0 | 0.0 | 3-3 | 100.0 | 7-7 | 100.0 | 6-6 | 100.0 | 0-0 | 0.0 |

SINGLE-GAME HIGHS: KICKER

| | | | |
|-----------------------------|--|--------------------------------|--|
| Field Goals Made | 6 at Cincinnati Bengals, Dec 18, 2016 5 vs. Cincinnati Bengals, Oct 22, 2017 | Points | 18 at Cincinnati Bengals, Dec 18, 2016 17 vs. Cincinnati Bengals, Oct 22, 2017 |
| Field Goal Attempts | 6 at Cincinnati Bengals, Dec 18, 2016 5 vs. Tennessee Titans, Dec 19, 2021 ...2 more at 5. | Special Teams Tackles | 1 vs. Baltimore Ravens, Oct 06, 2019 1 vs. Cleveland Browns, Oct 28, 2018 ...5 more at 1. |
| Longest Field Goals Made | 59 vs. New York Jets, Oct 02, 2022 59 at Dallas Cowboys, Nov 08, 2020 | Kickoff Average | 68.0 vs. Kansas City Chiefs, Oct 02, 2016 67.4 vs. Minnesota Vikings, Sep 17, 2017 ...1 more at 67.4. |
| Longest Field Goals Attempt | 59 vs. New York Jets, Oct 02, 2022 59 at Dallas Cowboys, Nov 08, 2020 | Extra Point Attempt Percentage | 100.0 vs. Cleveland Browns, Oct 18, 2020 100.0 vs. Philadelphia Eagles, Oct 11, 2020 ...3 more at 100.0. |
| PATs Made | 7 vs. Carolina Panthers, Nov 08, 2018 5 vs. Cleveland Browns, Oct 18, 2020 ...4 more at 5. | Field Goal Percentage | 100.0 vs. Cleveland Browns, Jan 03, 2022 100.0 vs. Indianapolis Colts, Nov 03, 2019 ...7 more at 100.0. |
| PAT Attempts | 7 vs. Carolina Panthers, Nov 08, 2018 6 vs. Atlanta Falcons, Oct 07, 2018 | Touchbacks | 6 at Las Vegas Raiders, Sep 24, 2023 6 vs. Cleveland Browns, Sep 18, 2023 ...5 more at 6. |

SINGLE-GAME HIGHS - POSTSEASON: KICKER

| | | | |
|-----------------------------|---|--------------------------------|--|
| Field Goals Made | 6 at Kansas City Chiefs, Jan 15, 2017 4 at Cincinnati Bengals, Jan 09, 2016 3 at Denver Broncos, Jan 17, 2016 1 vs. Cleveland Browns, Jan 10, 2021 1 at New England Patriots, Jan 22, 2017 ...1 more at 1. | Points | 18 at Kansas City Chiefs, Jan 15, 2017 12 at Cincinnati Bengals, Jan 09, 2016 10 at Denver Broncos, Jan 17, 2016 6 vs. Jacksonville Jaguars, Jan 14, 2018 6 vs. Miami Dolphins, Jan 08, 2017 |
| Field Goal Attempts | 6 at Kansas City Chiefs, Jan 15, 2017 4 at Cincinnati Bengals, Jan 09, 2016 3 at Denver Broncos, Jan 17, 2016 1 vs. Cleveland Browns, Jan 10, 2021 1 at New England Patriots, Jan 22, 2017 ...1 more at 1. | Kickoff Average | 66.3 at Cincinnati Bengals, Jan 09, 2016 62.0 at Kansas City Chiefs, Jan 15, 2017 60.2 vs. Miami Dolphins, Jan 08, 2017 57.2 at Denver Broncos, Jan 17, 2016 54.2 vs. Cleveland Browns, Jan 10, 2021 |
| Longest Field Goals Made | 49 vs. Cleveland Browns, Jan 10, 2021 47 at Denver Broncos, Jan 17, 2016 45 at Kansas City Chiefs, Jan 15, 2017 39 at Cincinnati Bengals, Jan 09, 2016 34 vs. Miami Dolphins, Jan 08, 2017 | Extra Point Attempt Percentage | 100.0 vs. Jacksonville Jaguars, Jan 14, 2018 100.0 at Kansas City Chiefs, Jan 15, 2017 100.0 at Cincinnati Bengals, Jan 09, 2016 |
| Longest Field Goals Attempt | 49 vs. Cleveland Browns, Jan 10, 2021 47 at Denver Broncos, Jan 17, 2016 45 at Kansas City Chiefs, Jan 15, 2017 43 at Kansas City Chiefs, Jan 15, 2017 43 at Kansas City Chiefs, Jan 15, 2017 ...1 more at 43. | Field Goal Percentage | 100.0 at Kansas City Chiefs, Jan 15, 2017 100.0 at Cincinnati Bengals, Jan 09, 2016 4 at Denver Broncos, Jan 17, 2016 4 at Cincinnati Bengals, Jan 09, 2016 3 vs. Jacksonville Jaguars, Jan 14, 2018 2 vs. Cleveland Browns, Jan 10, 2021 2 at New England Patriots, Jan 22, 2017 ...2 more at 2. |
| PATs Made | 6 vs. Jacksonville Jaguars, Jan 14, 2018 3 at Kansas City Chiefs, Jan 16, 2022 3 vs. Miami Dolphins, Jan 08, 2017 2 vs. Cleveland Browns, Jan 10, 2021 1 at Denver Broncos, Jan 17, 2016 | Touchbacks | 4 at Denver Broncos, Jan 17, 2016 4 at Cincinnati Bengals, Jan 09, 2016 3 vs. Jacksonville Jaguars, Jan 14, 2018 2 vs. Cleveland Browns, Jan 10, 2021 2 at New England Patriots, Jan 22, 2017 ...2 more at 2. |
| PAT Attempts | 6 vs. Jacksonville Jaguars, Jan 14, 2018 4 vs. Miami Dolphins, Jan 08, 2017 3 at Kansas City Chiefs, Jan 16, 2022 2 vs. Cleveland Browns, Jan 10, 2021 1 at New England Patriots, Jan 22, 2017 ...1 more at 1. | | |

2023 GAME-BY-GAME REGULAR-SEASON STATISTICS (STEELERS)

| DATE | OPPONENT | P | FIELD GOALS | | | | EXTRA POINTS | | | | | W/L | SCORE |
|--------------------|------------|---|-------------|-----------|--------------|-----------|--------------|----------|--------------|----------|-----------|------------|-------|
| | | | FGM | FGA | PCT | LG | XP | XPA | PCT | BLK | PTS | | |
| 09/10 | 49ers | P | 0 | 0 | 0.0 | 0 | 1 | 1 | 100.0 | 0 | 1 | L | 7-30 |
| 09/18 | Browns | P | 2 | 2 | 100.0 | 52 | 2 | 2 | 100.0 | 0 | 8 | W | 26-22 |
| 09/24 | at Raiders | P | 3 | 3 | 100.0 | 57 | 2 | 2 | 100.0 | 0 | 11 | W | 23-18 |
| 10/01 | at Texans | P | 2 | 2 | 100.0 | 35 | 0 | 0 | 0.0 | 0 | 6 | L | 6-30 |
| 10/08 | Ravens | P | 3 | 3 | 100.0 | 43 | 0 | 0 | 0.0 | 0 | 9 | W | 17-10 |
| 2023 TOTALS | | | 5 | 10 | 100.0 | 57 | 5 | 5 | 100.0 | 0 | 35 | 3-2 | |

2022 GAME-BY-GAME REGULAR-SEASON STATISTICS (STEELERS)

| DATE | OPPONENT | P | FIELD GOALS | | | | EXTRA POINTS | | | | PTS | W/L | SCORE |
|-------------|-------------|----|-------------|-----|-------|----|--------------|-----|-------|-----|-----|-----|--------|
| | | | FGM | FGA | PCT | LG | XP | XPA | PCT | BLK | | | |
| 09/11 | at Bengals | P | 3 | 4 | 75.0 | 53 | 2 | 2 | 100.0 | 0 | 11 | W | 23-20+ |
| 09/18 | Patriots | P | 2 | 2 | 100.0 | 52 | 0 | 0 | 0.0 | 0 | 6 | L | 14-17 |
| 09/22 | at Browns | P | 1 | 2 | 50.0 | 34 | 2 | 2 | 100.0 | 0 | 5 | L | 17-29 |
| 10/02 | Jets | P | 2 | 2 | 100.0 | 59 | 2 | 2 | 100.0 | 0 | 8 | L | 20-24 |
| 10/09 | at Bills | P | 1 | 3 | 33.3 | 29 | 0 | 0 | 0.0 | 0 | 3 | L | 3-38 |
| 10/16 | Buccaneers | P | 2 | 2 | 100.0 | 55 | 2 | 2 | 100.0 | 0 | 8 | W | 20-18 |
| 10/23 | at Dolphins | P | 1 | 1 | 100.0 | 45 | 1 | 1 | 100.0 | 0 | 4 | L | 10-16 |
| 10/30 | at Eagles | | | | | | | | | | | L | 13-35 |
| 11/13 | Saints | | | | | | | | | | | W | 20-10 |
| 11/20 | Bengals | | | | | | | | | | | L | 30-37 |
| 11/28 | at Colts | | | | | | | | | | | W | 24-17 |
| 12/04 | at Falcons | | | | | | | | | | | W | 19-16 |
| 12/11 | Ravens | P | 0 | 1 | 0.0 | 0 | 2 | 2 | 100.0 | 0 | 2 | L | 14-16 |
| 12/18 | at Panthers | P | 1 | 1 | 100.0 | 50 | 3 | 3 | 100.0 | 0 | 6 | W | 24-16 |
| 12/24 | Raiders | P | 2 | 4 | 50.0 | 44 | 1 | 1 | 100.0 | 0 | 7 | W | 13-10 |
| 01/01 | at Ravens | P | 3 | 4 | 75.0 | 51 | 1 | 1 | 100.0 | 0 | 10 | W | 16-13 |
| 01/08 | Browns | P | 2 | 2 | 100.0 | 49 | 2 | 2 | 100.0 | 0 | 8 | W | 28-14 |
| 2022 TOTALS | | 12 | 20 | 28 | 71.4 | 59 | 18 | 18 | 100.0 | 0 | 78 | 9-8 | |

+ - Overtime

2021 GAME-BY-GAME REGULAR-SEASON STATISTICS (STEELERS)

| DATE | OPPONENT | P | FIELD GOALS | | | | EXTRA POINTS | | | | PTS | W/L/T | SCORE |
|-------------|-------------|----|-------------|-----|-------|----|--------------|-----|-------|-----|-----|-------|--------|
| | | | FGM | FGA | PCT | LG | XP | XPA | PCT | BLK | | | |
| 09/12 | at Bills | P | 3 | 3 | 100.0 | 45 | 2 | 2 | 100.0 | 0 | 11 | W | 23-16 |
| 09/19 | Raiders | P | 1 | 1 | 100.0 | 56 | 2 | 2 | 100.0 | 0 | 5 | L | 17-26 |
| 09/26 | Bengals | P | 1 | 2 | 50.0 | 26 | 1 | 1 | 100.0 | 0 | 4 | L | 10-24 |
| 10/03 | at Packers | P | 1 | 1 | 100.0 | 52 | 2 | 2 | 100.0 | 0 | 5 | L | 17-27 |
| 10/10 | Broncos | P | 2 | 2 | 100.0 | 48 | 3 | 3 | 100.0 | 0 | 9 | W | 27-19 |
| 10/17 | Seahawks | P | 3 | 3 | 100.0 | 52 | 2 | 2 | 100.0 | 0 | 11 | W | 23-20+ |
| 10/31 | at Browns | P | 1 | 1 | 100.0 | 31 | 0 | 0 | 0.0 | 0 | 3 | W | 15-10 |
| 11/08 | Bears | P | 3 | 3 | 100.0 | 54 | 2 | 3 | 66.7 | 0 | 11 | W | 29-27 |
| 11/14 | Lions | P | 3 | 3 | 100.0 | 51 | 1 | 1 | 100.0 | 0 | 10 | T | 16-16 |
| 11/21 | at Chargers | P | 3 | 3 | 100.0 | 45 | 4 | 4 | 100.0 | 0 | 13 | L | 37-41 |
| 11/28 | at Bengals | P | 1 | 1 | 100.0 | 40 | 1 | 1 | 100.0 | 0 | 4 | L | 10-41 |
| 12/05 | Ravens | P | 2 | 2 | 100.0 | 53 | 0 | 1 | 0.0 | 0 | 6 | W | 20-19 |
| 12/09 | at Vikings | P | 0 | 1 | 0.0 | 0 | 2 | 2 | 100.0 | 0 | 2 | L | 28-36 |
| 12/19 | Titans | P | 4 | 5 | 80.0 | 48 | 1 | 1 | 100.0 | 0 | 13 | W | 19-13 |
| 12/26 | at Chiefs | P | 1 | 2 | 50.0 | 34 | 1 | 1 | 100.0 | 0 | 4 | L | 10-36 |
| 01/03 | Browns | P | 4 | 4 | 100.0 | 50 | 2 | 2 | 100.0 | 0 | 14 | W | 26-14 |
| 01/09 | at Ravens | P | 3 | 3 | 100.0 | 40 | 1 | 1 | 100.0 | 0 | 10 | W | 16-13+ |
| 2021 TOTALS | | 17 | 36 | 40 | 90.0 | 56 | 27 | 29 | 93.1 | 0 | 135 | 9-7-1 | |

+ - Overtime

2020 GAME-BY-GAME REGULAR-SEASON STATISTICS (STEELERS)

| DATE | OPPONENT | P | FIELD GOALS | | | | EXTRA POINTS | | | | PTS | W/L | SCORE |
|-------------|---------------|----|-------------|-----|-------|----|--------------|-----|-------|-----|-----|------|-------|
| | | | FGM | FGA | PCT | LG | XP | XPA | PCT | BLK | | | |
| 09/14 | at Giants | P | 2 | 2 | 100.0 | 41 | 2 | 3 | 66.7 | 0 | 8 | W | 26-16 |
| 09/20 | Broncos | P | 1 | 1 | 100.0 | 21 | 3 | 3 | 100.0 | 0 | 6 | W | 26-21 |
| 09/27 | Texans | P | 2 | 2 | 100.0 | 33 | 2 | 2 | 100.0 | 0 | 8 | W | 28-21 |
| 10/11 | Eagles | P | 1 | 1 | 100.0 | 41 | 5 | 5 | 100.0 | 0 | 8 | W | 38-29 |
| 10/18 | Browns | P | 1 | 1 | 100.0 | 35 | 5 | 5 | 100.0 | 0 | 8 | W | 38-7 |
| 10/25 | at Titans | P | 2 | 2 | 100.0 | 38 | 3 | 3 | 100.0 | 0 | 9 | W | 27-24 |
| 11/01 | at Ravens | P | 0 | 0 | 0.0 | 0 | 4 | 4 | 100.0 | 0 | 4 | W | 28-24 |
| 11/08 | at Cowboys | P | 2 | 2 | 100.0 | 59 | 0 | 2 | 0.0 | 1 | 6 | W | 24-19 |
| 11/15 | Bengals | P | 3 | 3 | 100.0 | 45 | 3 | 3 | 100.0 | 0 | 12 | W | 36-10 |
| 11/22 | at Jaguars | P | 2 | 3 | 66.7 | 47 | 3 | 3 | 100.0 | 0 | 9 | W | 27-3 |
| 12/02 | Ravens | P | 2 | 2 | 100.0 | 27 | 1 | 2 | 50.0 | 0 | 7 | W | 19-14 |
| 12/07 | Football Team | | | | | | | | | | | L | 17-23 |
| 12/13 | at Bills | P | 0 | 0 | 0.0 | 0 | 1 | 1 | 100.0 | 0 | 1 | L | 15-26 |
| 12/21 | at Bengals | P | 1 | 1 | 100.0 | 25 | 2 | 2 | 100.0 | 0 | 5 | L | 17-27 |
| 12/27 | Colts | | | | | | | | | | | W | 28-24 |
| 01/03 | at Browns | | | | | | | | | | | L | 22-24 |
| 2020 TOTALS | | 13 | 19 | 20 | 95.0 | 59 | 34 | 38 | 89.5 | 1 | 91 | 12-4 | |

+ - Overtime

2019 GAME-BY-GAME REGULAR-SEASON STATISTICS (STEELERS)

| DATE | OPPONENT | P | FIELD GOALS | | | | EXTRA POINTS | | | | PTS | W/L | SCORE | |
|-------------|--------------|---|-------------|-----|-------|------|--------------|-----|-------|-------|-----|-----|--------|--|
| | | | FGM | FGA | PCT | LG | XP | XPA | PCT | BLK | | | | |
| 09/08 | at Patriots | P | 1 | 1 | 100.0 | 19 | 0 | 0 | 0.0 | 0 | 3 | L | 3-33 | |
| 09/15 | Seahawks | P | 2 | 2 | 100.0 | 41 | 2 | 2 | 100.0 | 0 | 8 | L | 26-28 | |
| 09/22 | at 49ers | P | 2 | 2 | 100.0 | 46 | 2 | 2 | 100.0 | 0 | 8 | L | 20-24 | |
| 09/30 | Bengals | P | 2 | 2 | 100.0 | 49 | 3 | 3 | 100.0 | 0 | 9 | W | 27-3 | |
| 10/06 | Ravens | P | 3 | 3 | 100.0 | 41 | 2 | 2 | 100.0 | 0 | 11 | L | 23-26+ | |
| 10/13 | at Chargers | P | 1 | 1 | 100.0 | 20 | 3 | 3 | 100.0 | 0 | 6 | W | 24-17 | |
| 10/28 | Dolphins | P | 2 | 3 | 66.7 | 42 | 3 | 3 | 100.0 | 0 | 9 | W | 27-14 | |
| 11/03 | Colts | P | 4 | 4 | 100.0 | 51 | 2 | 2 | 100.0 | 0 | 14 | W | 26-24 | |
| 11/10 | Rams | P | 1 | 1 | 100.0 | 33 | 2 | 2 | 100.0 | 0 | 5 | W | 17-12 | |
| 11/14 | at Browns | P | 0 | 1 | 0.0 | 0 | 1 | 1 | 100.0 | 0 | 1 | L | 7-21 | |
| 11/24 | at Bengals | P | 3 | 3 | 100.0 | 47 | 1 | 1 | 100.0 | 0 | 10 | W | 16-10 | |
| 12/01 | Browns | P | 2 | 2 | 100.0 | 39 | 2 | 2 | 100.0 | 0 | 8 | W | 20-13 | |
| 12/08 | at Cardinals | P | 3 | 3 | 100.0 | 37 | 2 | 2 | 100.0 | 0 | 11 | W | 23-17 | |
| 12/15 | Bills | P | 1 | 1 | 100.0 | 49 | 1 | 1 | 100.0 | 0 | 4 | L | 10-17 | |
| 12/22 | at Jets | P | 1 | 1 | 100.0 | 49 | 1 | 1 | 100.0 | 0 | 4 | L | 10-16 | |
| 12/29 | at Ravens | P | 1 | 1 | 100.0 | 26 | 1 | 1 | 100.0 | 0 | 4 | L | 10-28 | |
| 2019 TOTALS | | | 16 | 29 | 31 | 93.5 | 51 | 28 | 28 | 100.0 | 0 | 115 | 8-8 | |

+ - Overtime

2018 GAME-BY-GAME REGULAR-SEASON STATISTICS (STEELERS)

| DATE | OPPONENT | P | FIELD GOALS | | | | EXTRA POINTS | | | | PTS | W/L/T | SCORE | |
|-------------|---------------|---|-------------|-----|-------|------|--------------|-----|-------|------|-----|-------|-------|--|
| | | | FGM | FGA | PCT | LG | XP | XPA | PCT | BLK | | | | |
| 09/09 | at Browns | P | 0 | 1 | 0.0 | 0 | 3 | 3 | 100.0 | 0 | 3 | T | 21-21 | |
| 09/16 | Chiefs | P | 0 | 1 | 0.0 | 0 | 3 | 4 | 75.0 | 0 | 3 | L | 37-42 | |
| 09/24 | at Buccaneers | P | 1 | 2 | 50.0 | 38 | 3 | 4 | 75.0 | 0 | 6 | W | 30-27 | |
| 09/30 | Ravens | P | 2 | 2 | 100.0 | 39 | 0 | 0 | 0.0 | 0 | 6 | L | 14-26 | |
| 10/07 | Falcons | P | 0 | 0 | 0.0 | 0 | 5 | 6 | 83.3 | 0 | 5 | W | 41-17 | |
| 10/14 | at Bengals | P | 2 | 2 | 100.0 | 24 | 2 | 2 | 100.0 | 0 | 8 | W | 28-21 | |
| 10/28 | Browns | P | 1 | 1 | 100.0 | 42 | 4 | 4 | 100.0 | 0 | 7 | W | 33-18 | |
| 11/04 | at Ravens | P | 1 | 1 | 100.0 | 29 | 2 | 3 | 66.7 | 0 | 5 | W | 23-16 | |
| 11/08 | Panthers | P | 1 | 1 | 100.0 | 50 | 7 | 7 | 100.0 | 0 | 10 | W | 52-21 | |
| 11/18 | at Jaguars | P | 0 | 0 | 0.0 | 0 | 2 | 2 | 100.0 | 0 | 2 | W | 20-16 | |
| 11/25 | at Broncos | P | 1 | 2 | 50.0 | 41 | 2 | 2 | 100.0 | 0 | 5 | L | 17-24 | |
| 12/02 | Chargers | P | 1 | 1 | 100.0 | 48 | 3 | 4 | 75.0 | 0 | 6 | L | 30-33 | |
| 12/09 | at Raiders | P | 0 | 2 | 0.0 | 0 | 3 | 3 | 100.0 | 0 | 3 | L | 21-24 | |
| 12/16 | Patriots | P | 1 | 2 | 50.0 | 48 | 2 | 2 | 100.0 | 0 | 5 | W | 17-10 | |
| 12/23 | at Saints | P | 2 | 2 | 100.0 | 49 | 2 | 2 | 100.0 | 0 | 8 | L | 28-31 | |
| 12/30 | Bengals | | | | | | | | | | | W | 16-13 | |
| 2018 TOTALS | | | 15 | 13 | 20 | 65.0 | 50 | 43 | 48 | 89.6 | 0 | 82 | 9-6-1 | |

DID NOT PLAY

2017 GAME-BY-GAME REGULAR-SEASON STATISTICS (STEELERS)

| DATE | OPPONENT | P | FIELD GOALS | | | | EXTRA POINTS | | | | PTS | W/L | SCORE | |
|-------------|------------|---|-------------|-----|-------|------|--------------|-----|-------|------|-----|-----|--------|--|
| | | | FGM | FGA | PCT | LG | XP | XPA | PCT | BLK | | | | |
| 09/10 | at Browns | P | 0 | 0 | 0.0 | 0 | 3 | 3 | 100.0 | 0 | 3 | W | 21-18 | |
| 09/17 | Vikings | P | 4 | 4 | 100.0 | 46 | 2 | 2 | 100.0 | 0 | 14 | W | 26-9 | |
| 09/24 | at Bears | P | 1 | 2 | 50.0 | 32 | 2 | 2 | 100.0 | 0 | 5 | L | 17-23+ | |
| 10/01 | at Ravens | P | 2 | 3 | 66.7 | 49 | 2 | 2 | 100.0 | 0 | 8 | W | 26-9 | |
| 10/08 | Jaguars | P | 3 | 3 | 100.0 | 34 | 0 | 0 | 0.0 | 0 | 9 | L | 9-30 | |
| 10/15 | at Chiefs | P | 1 | 1 | 100.0 | 24 | 2 | 2 | 100.0 | 0 | 5 | W | 19-13 | |
| 10/22 | Bengals | P | 5 | 5 | 100.0 | 49 | 2 | 2 | 100.0 | 0 | 17 | W | 29-14 | |
| 10/29 | at Lions | P | 2 | 2 | 100.0 | 38 | 2 | 2 | 100.0 | 0 | 8 | W | 20-15 | |
| 11/12 | at Colts | P | 2 | 3 | 66.7 | 41 | 0 | 1 | 0.0 | 1 | 6 | W | 20-17 | |
| 11/16 | Titans | P | 4 | 4 | 100.0 | 50 | 4 | 4 | 100.0 | 0 | 16 | W | 40-17 | |
| 11/26 | Packers | P | 1 | 1 | 100.0 | 53 | 2 | 3 | 66.7 | 0 | 5 | W | 31-28 | |
| 12/04 | at Bengals | P | 3 | 3 | 100.0 | 38 | 2 | 2 | 100.0 | 0 | 11 | W | 23-20 | |
| 12/10 | Ravens | P | 4 | 4 | 100.0 | 52 | 3 | 3 | 100.0 | 0 | 15 | W | 39-38 | |
| 12/17 | Patriots | P | 1 | 1 | 100.0 | 51 | 3 | 3 | 100.0 | 0 | 6 | L | 24-27 | |
| 12/25 | at Texans | P | 2 | 2 | 100.0 | 36 | 4 | 4 | 100.0 | 0 | 10 | W | 34-6 | |
| 12/31 | Browns | P | 0 | 0 | 0.0 | 0 | 4 | 4 | 100.0 | 0 | 4 | W | 28-24 | |
| 2017 TOTALS | | | 16 | 35 | 38 | 92.1 | 53 | 37 | 39 | 94.9 | 1 | 142 | 13-3 | |

+ - Overtime

2016 GAME-BY-GAME REGULAR-SEASON STATISTICS (STEELERS)


| DATE | OPPONENT | P | FIELD GOALS | | | | EXTRA POINTS | | | | PTS | W/L | SCORE | |
|-------------|-------------|---|-------------|-----|-------|------|--------------|-----|-------|-------|-----|-----|--------|--|
| | | | FGM | FGA | PCT | LG | XP | XPA | PCT | BLK | | | | |
| 09/12 | at Redskins | P | 1 | 1 | 100.0 | 46 | 5 | 5 | 100.0 | 0 | 8 | W | 38-16 | |
| 09/18 | Bengals | P | 1 | 1 | 100.0 | 49 | 3 | 3 | 100.0 | 0 | 6 | W | 24-16 | |
| 09/25 | at Eagles | P | 1 | 2 | 50.0 | 40 | 0 | 0 | 0.0 | 0 | 3 | L | 3-34 | |
| 10/02 | Chiefs | P | 0 | 0 | 0.0 | 0 | 5 | 5 | 100.0 | 0 | 5 | W | 43-14 | |
| 10/09 | Jets | P | 1 | 1 | 100.0 | 47 | 4 | 4 | 100.0 | 0 | 7 | W | 31-13 | |
| 10/16 | at Dolphins | P | 0 | 0 | 0.0 | 0 | 1 | 1 | 100.0 | 0 | 1 | L | 15-30 | |
| 10/23 | Patriots | P | 3 | 5 | 60.0 | 46 | 1 | 1 | 100.0 | 0 | 10 | L | 16-27 | |
| 11/06 | at Ravens | P | 0 | 0 | 0.0 | 0 | 2 | 2 | 100.0 | 0 | 2 | L | 14-21 | |
| 11/13 | Cowboys | P | 2 | 3 | 66.7 | 39 | 0 | 0 | 0.0 | 0 | 6 | L | 30-35 | |
| 11/20 | at Browns | P | 3 | 3 | 100.0 | 33 | 1 | 1 | 100.0 | 0 | 10 | W | 24-9 | |
| 11/24 | at Colts | P | 0 | 0 | 0.0 | 0 | 4 | 4 | 100.0 | 0 | 4 | W | 28-7 | |
| 12/04 | Giants | | | | | | | | | | | W | 24-14 | |
| 12/11 | at Bills | P | 2 | 2 | 100.0 | 39 | 3 | 3 | 100.0 | 0 | 9 | W | 27-20 | |
| 12/18 | at Bengals | P | 6 | 6 | 100.0 | 49 | 0 | 0 | 0.0 | 0 | 18 | W | 24-20 | |
| 12/25 | Ravens | P | 1 | 1 | 100.0 | 36 | 4 | 4 | 100.0 | 0 | 7 | W | 31-27 | |
| 01/01 | Browns | P | 0 | 0 | 0.0 | 0 | 3 | 3 | 100.0 | 0 | 3 | W | 27-24+ | |
| 2016 TOTALS | | | 15 | 21 | 25 | 84.0 | 49 | 36 | 36 | 100.0 | 0 | 99 | 11-5 | |

+ - Overtime

2015 GAME-BY-GAME REGULAR-SEASON STATISTICS (STEELERS)

| DATE | OPPONENT | FIELD GOALS | | | | EXTRA POINTS | | | | PTS | W/L | SCORE | |
|--------------------|-------------|-------------|-----------|-----------|-----------|---------------|-----------|-----------|-----------|-------------|----------|------------|-------------|
| | | FGM | FGA | PCT | LG | XP | XPA | PCT | BLK | | | | |
| 09/10 | at Patriots | | | | | NOT ON ROSTER | | | | | L | 21-28 | |
| 09/20 | 49ers | | | | | NOT ON ROSTER | | | | | W | 43-18 | |
| 09/27 | at Rams | | | | | NOT ON ROSTER | | | | | W | 12-6 | |
| 10/01 | Ravens | | | | | NOT ON ROSTER | | | | | L | 20-23+ | |
| 10/12 | at Chargers | P | 1 | 1 | 100.0 | 47 | 3 | 3 | 100.0 | 0 | 6 | W | 24-20 |
| 10/18 | Cardinals | P | 4 | 4 | 100.0 | 51 | 1 | 1 | 100.0 | 0 | 13 | W | 25-13 |
| 10/25 | at Chiefs | P | 2 | 2 | 100.0 | 36 | 1 | 1 | 100.0 | 0 | 7 | L | 13-23 |
| 11/01 | Bengals | P | 1 | 1 | 100.0 | 32 | 1 | 1 | 100.0 | 0 | 4 | L | 10-16 |
| 11/08 | Raiders | P | 3 | 4 | 75.0 | 38 | 3 | 3 | 100.0 | 0 | 12 | W | 38-35 |
| 11/15 | Browns | P | 3 | 3 | 100.0 | 34 | 1 | 2 | 50.0 | 0 | 10 | W | 30-9 |
| 11/29 | at Seahawks | P | 3 | 3 | 100.0 | 44 | 1 | 1 | 100.0 | 0 | 10 | L | 30-39 |
| 12/06 | Colts | P | 3 | 4 | 75.0 | 51 | 4 | 4 | 100.0 | 0 | 13 | W | 45-10 |
| 12/13 | at Bengals | P | 4 | 4 | 100.0 | 47 | 3 | 3 | 100.0 | 0 | 15 | W | 33-20 |
| 12/20 | Broncos | P | 2 | 2 | 100.0 | 41 | 4 | 4 | 100.0 | 0 | 10 | W | 34-27 |
| 12/27 | at Ravens | P | 1 | 1 | 100.0 | 34 | 2 | 2 | 100.0 | 0 | 5 | L | 17-20 |
| 01/03 | at Browns | P | 2 | 3 | 66.7 | 39 | 2 | 2 | 100.0 | 0 | 8 | W | 28-12 |
| 2015 TOTALS | | | 12 | 29 | 32 | 90.6 | 51 | 26 | 27 | 96.3 | 0 | 113 | 10-6 |

+ - Overtime



13

WIDE RECEIVER

MILES BOYKIN

HEIGHT: 6-4

WEIGHT: 220

BORN: October 12, 1996

COLLEGE: Notre Dame

BIRTHPLACE: New Lenox, IL

HOW ACQUIRED: W '22 (BAL)

NFL EXPERIENCE: 5th year

PRO CAREER

- ✦ Has played in 56 career games (25 starts) with Baltimore (2019-21) and Pittsburgh (2022)
- ✦ Has caught 35 passes for 481 yards and seven TDs
- ✦ In his NFL debut, posted a five-yard TD on his first career reception in the 59-10 season-opening victory at Miami (9/8/19)
- ✦ Helped the Ravens set single-game franchise records in yards (643) and points (59)
- ✦ Made NFL debut in Week 1 of 2019 (at Miami)
- ✦ Made NFL starting debut in Week 1 of 2019 (at Miami)

2022 (STEELERS)

- ✦ Played primarily on special teams in 16 games, missing Week 12 at Indianapolis due to injury
- ✦ Recorded 10 tackles (nine solo) on special teams and two receptions for 11 yards on offense
- ✦ Led the team in solo tackles and ranked third in total tackles on special teams

2021 (RAVENS)

- ✦ Played primarily on special teams in eight games played
- ✦ Recorded a career-high 144 snaps on special teams, while adding a six-yard reception on offense
- ✦ Helped special teams unit rank No. 1 in Football Outsiders' DVOA rating

2020 (RAVENS)

- ✦ Played in all 16 regular-season games (13 starts)
- ✦ Registered a career-high 19 receptions for 266 receiving yards and four TDs for the NFL's seventh-best scoring offense (29.3 ppg) and fourth-best third-down offense (48.8%)
- ✦ Contributed as an integral blocker in the Ravens' top-ranked rushing attack (191.9 ypg), which produced the third-most yards (3,071) ever in a 16-game NFL season
- ✦ Made his first-career postseason start in the 2013 Wild Card Playoff win at Tennessee (1/10/21)
- ✦ Helped block for an offense that totaled a postseason franchise-record 236 rushing yards and a 6.7 yards-per-carry mark
- ✦ Made a 43-yard TD reception for his career-high fourth scoring grab of the season in the 38-3 win at Cincinnati (1/3/21)
- ✦ Helped the Ravens convert on 11-of-17 (65%) third downs and register their fifth-consecutive victory to earn the franchise's third-straight playoff berth
- ✦ Made a leaping four-yard TD catch to put the Ravens up by nine in the 40-14 win vs. Jacksonville (12/20) – marked his third TD of the season, matching his career high set as a rookie in 2019
- ✦ Secured a career-long 38-yard TD reception on Baltimore's first play following an ILB Patrick Queen interception vs. Dallas (12/8) – marked the fifth receiving TD of his career and his second score this season
- ✦ Capped off a nine-play 75-yard drive with a six-yard TD reception to give Baltimore its first points vs. Pittsburgh (11/1)
- ✦ Caught two passes for 20 yards and one TD against the Steelers; also helped block for a Baltimore rushing attack that produced 265 rushing yards
- ✦ Caught a 15-yard throw from P Sam Koch on a fake punt in the 31-17 win at Washington (10/4); the fourth-down conversion eventually led to a Ravens TD
- ✦ Collected a career-high four catches for 38 yards in the 33-16 win at Houston (9/20); also made key blocks in the run game, helping the rushing attack produce 230 yards

2019 (RAVENS)

- ✦ Played in 16 games (11 starts)
- ✦ Finished with 13 catches for 198 yards and three TDs, helping the Ravens produce the NFL's No. 1 scoring offense (33.2 ppg)
- ✦ Helped the Ravens set new single-season franchise records for total TDs (64), points (531), rushing yards (3,296) and total net yards (6,521)
- ✦ Caught a five-yard TD pass from QB Lamar Jackson, marking his third TD of the season, in the 42-21 win vs. N.Y. Jets (12/12)
- ✦ Caught two passes and led the Ravens in receiving yards (54) as part of the team's 480 yards of offense in the 45-6 win at L.A. Rams (11/25)
- ✦ Hauled in two receptions, including a 50-yarder that set up a K Justin Tucker FG, for a career-high 55 yards in the 30-16 win at Seattle (10/20)
- ✦ Posted a career-high three receptions for 32 yards, including a nine-yard TD, vs. Cleveland (9/29)
- ✦ In his NFL debut, posted a five-yard TD on his first-career-reception in the 59-10 win at Miami (9/8); Ravens set single-game franchise records in yards (643) and points (59)

TRANSACTIONS

- ✦ Signed a one-year contract with Pittsburgh on Apr. 24, 2023
- ✦ Claimed off waivers by Pittsburgh on Apr. 19, 2022
- ✦ Waived by Baltimore on Apr. 18, 2022
- ✦ Signed a four-year contract with the Ravens on July 17, 2019
- ✦ Drafted by Baltimore in the third round (93rd overall) of the 2019 NFL Draft

COLLEGE

- ✦ Played in 37 games in three years at Notre Dame (2015-18)
- ✦ Registered 77 receptions for 1,206 yards (15.7 avg.) and 11 TDs
- ✦ Named Notre Dame Offensive Player of the Year after leading the team with 872 receiving yards and eight TDs on 59 catches as a senior in 2018
- ✦ Recorded at least one TD catch in six-straight games in 2018, the longest streak by an Irish WR since Will Fuller in 2014
- ✦ Named the 2018 Citrus Bowl MVP after snagging a game-winning 55-yard TD catch with one hand to help Notre Dame secure a 21-17, come-from-behind victory vs. LSU; secured first victory in a New Year's Day bowl since the 1994 Cotton Bowl against Texas A&M

PERSONAL

- ✦ Prepped at Providence Catholic (New Lenox, IL), where he caught 65 passes for 1,035 yards (15.9 avg.) and 19 TDs as a senior, en route to the Illinois Class 7A state title
- ✦ Caught 51 passes as junior in 2013 for 730 yards and 13 TDs
- ✦ Named Illinois Player of the Year by Champaign News-Gazette and awarded first-team honors on Chicago Tribune and Champaign News-Gazette All-State teams and Chicago Sun-Times All-Area team (2014)
- ✦ Also played basketball, leading the Celtics to a Catholic League Championship and a regional title as a senior
- ✦ Graduated from the Mendoza College of Business with a degree in marketing
- ✦ Wore No. 81 in college in honor of Calvin Johnson, one of his favorite receivers, and his brother and teammate, George, who gave him the number in high school after an injury halted his football career

COMMUNITY SERVICE

- ✦ Participated in Crucial Catch PSA to encourage fans to get early detection cancer screenings (2020)
- ✦ Joined teammates to converse and play games (virtually) during the Ravens' A Purple Evening, the team's annual event dedicated to female fans (2020)
- ✦ Hosted virtual meet & greets with fans to raise money for the United Way's COVID-19 Relief Fund (2020)
- ✦ Attended the Ravens' annual Holiday Helpers event at Target to shop for gifts with Baltimore youth in need (2019)
- ✦ Supported teammates Willie Snead IV and former teammate Seth Roberts at their Turkey Giveaway at Zion Baptist Church for Baltimore City residents during Thanksgiving (2019)
- ✦ Supported children of service members at Fort Meade by participating in the Ravens' Salute to Service Military Kids Clinic (2019)
- ✦ Alongside teammates, participated in the St. John Baptist 5K Run, Walk and Roll/Walk for Bobbi Engram Foundation, hosted by tight ends coach Bobby Engram (2019)
- ✦ Signed autographs and played games at the Ravens' A Purple Evening, the team's annual event dedicated to female fans (2019)
- ✦ Participated as a celebrity bowler in Anthony Levine Sr.'s Celebrity Bowling Night to benefit his 4every1 Foundation (2019)
- ✦ Participated in the organization-wide day of service, Caw to Action – a celebration of the NFL's Huddle for 100 initiative (2019)
- ✦ Participated in Anthony Levine Sr.'s 10th Annual Home Run Derby & Softball Game with Ravens teammates (2019)
- ✦ Participated in the Ravens' Signature Project with M&T Bank to renovate the facility and visit with children at the Webster Kendrick Boys & Girls Club in Baltimore (2019)

REGULAR SEASON COMPARISON: RECEIVING - LOS ANGELES RAMS

| DATE | OPP | W/L | GP/GS | REC | YDS. | AVG. | TD | LG | TGTS | YAC |
|---------------|----------|-----|-------|-----|------|------|----|----|------|-----|
| 11/25/19 | BLT @ LA | W | S | 2 | 54 | 27.0 | 0 | 39 | 2 | 2 |
| TOTALS | | 1/0 | 1/1 | 2 | 54 | 27.0 | 0 | 39 | 2 | 2 |

MILES BOYKIN'S NFL REGULAR SEASON RUSHING/RECEIVING STATISTICS

| DATE | TEAM | GP | GS | RECEIVING | | | | | RUSHING | | | | |
|-------------------|----------|----|----|-----------|------|------|-----|----|---------|------|------|----|----|
| | | | | NO. | YDS. | AVG. | LG | TD | NO. | YDS. | AVG. | LG | TD |
| 2019 | Ravens | 16 | 11 | 13 | 198 | 15.2 | 50 | 3 | 0 | 0 | 0.0 | 0 | 0 |
| 2020 | Ravens | 16 | 13 | 19 | 266 | 14.0 | 43† | 4 | 0 | 0 | 0.0 | 0 | 0 |
| 2021 | Ravens | 8 | 0 | 1 | 6 | 6.0 | 6 | 0 | 0 | 0 | 0.0 | 0 | 0 |
| 2022 | Steelers | 16 | 1 | 2 | 11 | 5.5 | 11 | 0 | 0 | 0 | 0.0 | 0 | 0 |
| 2023 | Steelers | 5 | 0 | 1 | 5 | 5.0 | 5 | 0 | 0 | 0 | 0.0 | 0 | 0 |
| NFL TOTALS | | 61 | 25 | 36 | 486 | 13.5 | 50 | 7 | 0 | 0 | 0.0 | 0 | 0 |

MILES BOYKIN'S NFL POSTSEASON RUSHING/RECEIVING STATISTICS

| DATE | TEAM | GP | GS | RECEIVING | | | | | RUSHING | | | | |
|-------------------|--------|----|----|-----------|------|------|----|----|---------|------|------|----|----|
| | | | | NO. | YDS. | AVG. | LG | TD | NO. | YDS. | AVG. | LG | TD |
| 2019 | Ravens | 1 | 0 | 3 | 26 | 8.7 | 13 | 0 | 0 | 0 | 0.0 | 0 | 0 |
| 2020 | Ravens | 2 | 2 | 3 | 20 | 6.7 | 11 | 0 | 0 | 0 | 0.0 | 0 | 0 |
| NFL TOTALS | | 3 | 2 | 6 | 46 | 7.7 | 13 | 0 | 0 | 0 | 0.0 | 0 | 0 |

MILES BOYKIN'S NFL REGULAR SEASON RETURN STATISTICS

| DATE | TEAM | KICKOFF RETURNS | | | | | PUNT RETURNS | | | | | |
|-------------------|----------|-----------------|------|------|----|----|--------------|----|------|------|----|----|
| | | RET. | YDS. | AVG. | LG | TD | NO. | FC | YDS. | AVG. | LG | TD |
| 2019 | Ravens | 0 | 0 | 0.0 | 0 | 0 | 0 | 0 | 0 | 0.0 | 0 | 0 |
| 2020 | Ravens | 0 | 0 | 0.0 | 0 | 0 | 0 | 0 | 0 | 0.0 | 0 | 0 |
| 2021 | Ravens | 0 | 0 | 0.0 | 0 | 0 | 0 | 0 | 0 | 0.0 | 0 | 0 |
| 2022 | Steelers | 0 | 0 | 0.0 | 0 | 0 | 0 | 0 | 0 | 0.0 | 0 | 0 |
| 2023 | Steelers | 0 | 0 | 0.0 | 0 | 0 | 0 | 0 | 0 | 0.0 | 0 | 0 |
| NFL TOTALS | | 0 | 0 | 0.0 | 0 | 0 | 0 | 0 | 0 | 0.0 | 0 | 0 |

MILES BOYKIN'S NFL POSTSEASON RETURN STATISTICS

| DATE | TEAM | KICKOFF RETURNS | | | | | PUNT RETURNS | | | | | |
|-------------------|--------|-----------------|------|------|----|----|--------------|----|------|------|----|----|
| | | RET. | YDS. | AVG. | LG | TD | NO. | FC | YDS. | AVG. | LG | TD |
| 2019 | Ravens | 0 | 0 | 0.0 | 0 | 0 | 0 | 0 | 0 | 0.0 | 0 | 0 |
| 2020 | Ravens | 0 | 0 | 0.0 | 0 | 0 | 0 | 0 | 0 | 0.0 | 0 | 0 |
| NFL TOTALS | | 0 | 0 | 0.0 | 0 | 0 | 0 | 0 | 0 | 0.0 | 0 | 0 |

SINGLE-GAME HIGHS: RECEIVING

| | | | |
|--------------------|--|-----------------------|--|
| Receptions | 4 at Houston Texans, Sep 20, 2020 3 vs. Cleveland Browns, Sep 13, 2020 ...1 more at 3. | All-Purpose Yards | 55 at Seattle Seahawks, Oct 20, 2019 54 at Los Angeles Rams, Nov 25, 2019 |
| Receiving Yards | 55 at Seattle Seahawks, Oct 20, 2019 54 at Los Angeles Rams, Nov 25, 2019 | Special Teams Tackles | 2 vs. New England Patriots, Sep 18, 2022 2 at Cincinnati Bengals, Sep 11, 2022 |
| Receiving Average | 12.3 vs. Cleveland Browns, Sep 13, 2020 10.7 vs. Cleveland Browns, Sep 29, 2019 | Most TDs | 1 at Cincinnati Bengals, Jan 03, 2021 1 vs. Jacksonville Jaguars, Dec 20, 2020 ...5 more at 1. |
| Longest Receptions | 50 at Seattle Seahawks, Oct 20, 2019 43t at Cincinnati Bengals, Jan 03, 2021 | Miscellaneous Tackles | 1 at Washington Football Team, Oct 04, 2020 |
| Receiving TDs | 1 at Cincinnati Bengals, Jan 03, 2021 1 vs. Jacksonville Jaguars, Dec 20, 2020 ...5 more at 1. | | |

SINGLE-GAME HIGHS - POSTSEASON: RECEIVING

| | | | |
|-------------------|--|-----------------------|---|
| Receptions | 3 at Buffalo Bills, Jan 16, 2021 3 vs. Tennessee Titans, Jan 11, 2020 | Longest Receptions | 13 vs. Tennessee Titans, Jan 11, 2020 11 at Buffalo Bills, Jan 16, 2021 |
| Receiving Yards | 26 vs. Tennessee Titans, Jan 11, 2020 20 at Buffalo Bills, Jan 16, 2021 | | 9 vs. Tennessee Titans, Jan 11, 2020 5 at Buffalo Bills, Jan 16, 2021 |
| Receiving Average | 8.7 vs. Tennessee Titans, Jan 11, 2020 6.7 at Buffalo Bills, Jan 16, 2021 | All-Purpose Yards | 4 at Buffalo Bills, Jan 16, 2021 ...1 more at 4. 26 vs. Tennessee Titans, Jan 11, 2020 20 at Buffalo Bills, Jan 16, 2021 |
| | | Miscellaneous Tackles | 1 at Tennessee Titans, Jan 10, 2021 1 vs. Tennessee Titans, Jan 11, 2020 |

2023 GAME-BY-GAME REGULAR-SEASON STATISTICS (STEELERS)

| DATE | OPPONENT | P/S | RECEIVING | | | | | RUSHING | | | | | W/L | SCORE |
|--------------------|------------|------------|-----------|----------|------------|----------|----------|----------|----------|------------|----------|----------|------------|-------|
| | | | NO. | YDS. | AVG. | LG | TD | NO. | YDS. | AVG. | LG | TD | | |
| 09/10 | 49ers | P | 0 | 0 | 0.0 | 0 | 0 | 0 | 0 | 0.0 | 0 | 0 | L | 7-30 |
| 09/18 | Browns | P | 1 | 5 | 5.0 | 5 | 0 | 0 | 0 | 0.0 | 0 | 0 | W | 26-22 |
| 09/24 | at Raiders | P | 0 | 0 | 0.0 | 0 | 0 | 0 | 0 | 0.0 | 0 | 0 | W | 23-18 |
| 10/01 | at Texans | P | 0 | 0 | 0.0 | 0 | 0 | 0 | 0 | 0.0 | 0 | 0 | L | 6-30 |
| 10/08 | Ravens | P | 0 | 0 | 0.0 | 0 | 0 | 0 | 0 | 0.0 | 0 | 0 | W | 17-10 |
| 2023 TOTALS | | 5-0 | 1 | 5 | 5.0 | 5 | 0 | 0 | 0 | 0.0 | 0 | 0 | 3-2 | |

2022 GAME-BY-GAME REGULAR-SEASON STATISTICS (STEELERS)

| DATE | OPPONENT | P/S | RECEIVING | | | | | RUSHING | | | | | W/L | SCORE |
|--------------------|-------------|-----|-----------|-----------|------------|-----------|------------------|----------|----------|------------|----------|----------|------------|--------|
| | | | NO. | YDS. | AVG. | LG | TD | NO. | YDS. | AVG. | LG | TD | | |
| 09/11 | at Bengals | P | 0 | 0 | 0.0 | 0 | 0 | 0 | 0 | 0.0 | 0 | 0 | W | 23-20+ |
| 09/18 | Patriots | P | 0 | 0 | 0.0 | 0 | 0 | 0 | 0 | 0.0 | 0 | 0 | L | 14-17 |
| 09/22 | at Browns | P | 0 | 0 | 0.0 | 0 | 0 | 0 | 0 | 0.0 | 0 | 0 | L | 17-29 |
| 10/02 | Jets | P | 0 | 0 | 0.0 | 0 | 0 | 0 | 0 | 0.0 | 0 | 0 | L | 20-24 |
| 10/09 | at Bills | P | 1 | 11 | 11.0 | 11 | 0 | 0 | 0 | 0.0 | 0 | 0 | L | 3-38 |
| 10/16 | Buccaneers | P | 0 | 0 | 0.0 | 0 | 0 | 0 | 0 | 0.0 | 0 | 0 | W | 20-18 |
| 10/23 | at Dolphins | P | 0 | 0 | 0.0 | 0 | 0 | 0 | 0 | 0.0 | 0 | 0 | L | 10-16 |
| 10/30 | at Eagles | P | 0 | 0 | 0.0 | 0 | 0 | 0 | 0 | 0.0 | 0 | 0 | L | 13-35 |
| 11/13 | Saints | P | 0 | 0 | 0.0 | 0 | 0 | 0 | 0 | 0.0 | 0 | 0 | W | 20-10 |
| 11/20 | Bengals | P | 0 | 0 | 0.0 | 0 | 0 | 0 | 0 | 0.0 | 0 | 0 | L | 30-37 |
| 11/28 | at Colts | | | | | | ON INACTIVE LIST | | | | | W | 24-17 | |
| 12/04 | at Falcons | P | 0 | 0 | 0.0 | 0 | 0 | 0 | 0 | 0.0 | 0 | 0 | W | 19-16 |
| 12/11 | Ravens | P | 0 | 0 | 0.0 | 0 | 0 | 0 | 0 | 0.0 | 0 | 0 | L | 14-16 |
| 12/18 | at Panthers | P | 1 | 0 | 0.0 | 0 | 0 | 0 | 0 | 0.0 | 0 | 0 | W | 24-16 |
| 12/24 | Raiders | S | 0 | 0 | 0.0 | 0 | 0 | 0 | 0 | 0.0 | 0 | 0 | W | 13-10 |
| 01/01 | at Ravens | P | 0 | 0 | 0.0 | 0 | 0 | 0 | 0 | 0.0 | 0 | 0 | W | 16-13 |
| 01/08 | Browns | P | 0 | 0 | 0.0 | 0 | 0 | 0 | 0 | 0.0 | 0 | 0 | W | 28-14 |
| 2022 TOTALS | 16-1 | | 2 | 11 | 5.5 | 11 | 0 | 0 | 0 | 0.0 | 0 | 0 | 9-8 | |

+ - Overtime

2021 GAME-BY-GAME REGULAR-SEASON STATISTICS (RAVENS)

| DATE | OPPONENT | P/S | RECEIVING | | | | | RUSHING | | | | | W/L | SCORE |
|--------------------|-------------|------------|-----------|----------|------------|----------|----------|----------|----------|------------|----------|----------|------------|--------|
| | | | NO. | YDS. | AVG. | LG | TD | NO. | YDS. | AVG. | LG | TD | | |
| 09/13 | at Raiders | | | | | | | | | | | | L | 27-33+ |
| 09/19 | Chiefs | | | | | | | | | | | | W | 36-35 |
| 09/26 | at Lions | | | | | | | | | | | | W | 19-17 |
| 10/03 | at Broncos | | | | | | | | | | | | W | 23-7 |
| 10/11 | Colts | P | 0 | 0 | 0.0 | 0 | 0 | 0 | 0.0 | 0 | 0 | 0 | W | 31-25+ |
| 10/17 | Chargers | P | 1 | 6 | 6.0 | 6 | 0 | 0 | 0.0 | 0 | 0 | 0 | W | 34-6 |
| 10/24 | Bengals | P | 0 | 0 | 0.0 | 0 | 0 | 0 | 0.0 | 0 | 0 | 0 | L | 17-41 |
| 11/07 | Vikings | P | 0 | 0 | 0.0 | 0 | 0 | 0 | 0.0 | 0 | 0 | 0 | W | 34-31+ |
| 11/11 | at Dolphins | P | 0 | 0 | 0.0 | 0 | 0 | 0 | 0.0 | 0 | 0 | 0 | L | 10-22 |
| 11/21 | at Bears | | | | | | | | | | | | W | 16-13 |
| 11/28 | Browns | | | | | | | | | | | | W | 16-10 |
| 12/05 | at Steelers | | | | | | | | | | | | L | 19-20 |
| 12/12 | at Browns | | | | | | | | | | | | L | 22-24 |
| 12/19 | Packers | P | 0 | 0 | 0.0 | 0 | 0 | 0 | 0.0 | 0 | 0 | 0 | L | 30-31 |
| 12/26 | at Bengals | P | 0 | 0 | 0.0 | 0 | 0 | 0 | 0.0 | 0 | 0 | 0 | L | 21-41 |
| 01/02 | Rams | | | | | | | | | | | | L | 19-20 |
| 01/09 | Steelers | P | 0 | 0 | 0.0 | 0 | 0 | 0 | 0.0 | 0 | 0 | 0 | L | 13-16+ |
| 2021 TOTALS | | 8-0 | 1 | 6 | 6.0 | 6 | 0 | 0 | 0 | 0.0 | 0 | 0 | 8-9 | |

+ - Overtime

2020 GAME-BY-GAME REGULAR-SEASON STATISTICS (RAVENS)

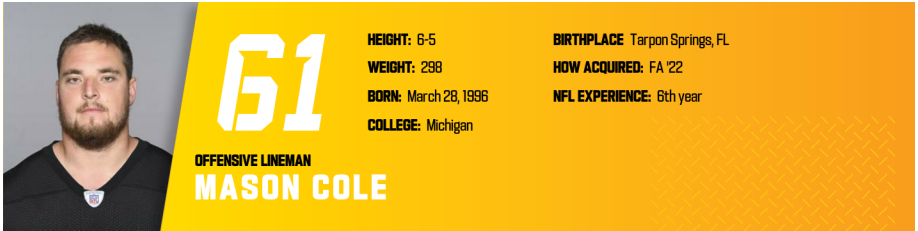
| DATE | OPPONENT | P/S | RECEIVING | | | | | RUSHING | | | | | W/L | SCORE |
|--------------------|------------------|--------------|-----------|------------|-------------|------------|----------|----------|----------|------------|----------|----------|-------------|--------|
| | | | NO. | YDS. | AVG. | LG | TD | NO. | YDS. | AVG. | LG | TD | | |
| 09/13 | Browns | S | 3 | 37 | 12.3 | 25 | 0 | 0 | 0 | 0.0 | 0 | 0 | W | 38-6 |
| 09/20 | at Texans | S | 4 | 38 | 9.5 | 14 | 0 | 0 | 0 | 0.0 | 0 | 0 | W | 33-16 |
| 09/28 | Chiefs | P | 1 | 8 | 8.0 | 8 | 0 | 0 | 0 | 0.0 | 0 | 0 | L | 20-34 |
| 10/04 | at Football Team | S | 2 | 28 | 14.0 | 15 | 0 | 0 | 0 | 0.0 | 0 | 0 | W | 31-17 |
| 10/11 | Bengals | P | 0 | 0 | 0.0 | 0 | 0 | 0 | 0 | 0.0 | 0 | 0 | W | 27-3 |
| 10/18 | at Eagles | S | 1 | 11 | 11.0 | 11 | 0 | 0 | 0 | 0.0 | 0 | 0 | W | 30-28 |
| 11/01 | Steelers | S | 2 | 20 | 10.0 | 14 | 1 | 0 | 0 | 0.0 | 0 | 0 | L | 24-28 |
| 11/08 | at Colts | S | 1 | 11 | 11.0 | 11 | 0 | 0 | 0 | 0.0 | 0 | 0 | W | 24-10 |
| 11/15 | at Patriots | S | 0 | 0 | 0.0 | 0 | 0 | 0 | 0 | 0.0 | 0 | 0 | L | 17-23 |
| 11/22 | Titans | P | 0 | 0 | 0.0 | 0 | 0 | 0 | 0 | 0.0 | 0 | 0 | L | 24-30+ |
| 12/02 | at Steelers | S | 0 | 0 | 0.0 | 0 | 0 | 0 | 0 | 0.0 | 0 | 0 | L | 14-19 |
| 12/08 | Cowboys | S | 1 | 38 | 38.0 | 38t | 1 | 0 | 0 | 0.0 | 0 | 0 | W | 34-17 |
| 12/14 | at Browns | S | 1 | 15 | 15.0 | 15 | 0 | 0 | 0 | 0.0 | 0 | 0 | W | 47-42 |
| 12/20 | Jaguars | S | 1 | 4 | 4.0 | 4t | 1 | 0 | 0 | 0.0 | 0 | 0 | W | 40-14 |
| 12/27 | Giants | S | 1 | 13 | 13.0 | 13 | 0 | 0 | 0 | 0.0 | 0 | 0 | W | 27-13 |
| 01/03 | at Bengals | S | 1 | 43 | 43.0 | 43t | 1 | 0 | 0 | 0.0 | 0 | 0 | W | 38-3 |
| 2020 TOTALS | | 16-13 | 19 | 266 | 14.0 | 43T | 4 | 0 | 0 | 0.0 | 0 | 0 | 11-5 | |

+ - Overtime

2019 GAME-BY-GAME REGULAR-SEASON STATISTICS (RAVENS)

| DATE | OPPONENT | P/S | RECEIVING | | | | | RUSHING | | | | | W/L | SCORE |
|--------------------|-------------|--------------|-----------|------------|-------------|-----------|----------|----------|----------|------------|----------|----------|-------------|--------|
| | | | NO. | YDS. | AVG. | LG | TD | NO. | YDS. | AVG. | LG | TD | | |
| 09/08 | at Dolphins | S | 1 | 5 | 5.0 | 5t | 1 | 0 | 0 | 0.0 | 0 | 0 | W | 59-10 |
| 09/15 | Cardinals | S | 1 | 11 | 11.0 | 11 | 0 | 0 | 0 | 0.0 | 0 | 0 | W | 23-17 |
| 09/22 | at Chiefs | S | 0 | 0 | 0.0 | 0 | 0 | 0 | 0 | 0.0 | 0 | 0 | L | 28-33 |
| 09/29 | Browns | S | 3 | 32 | 10.7 | 18 | 1 | 0 | 0 | 0.0 | 0 | 0 | L | 25-40 |
| 10/06 | at Steelers | S | 0 | 0 | 0.0 | 0 | 0 | 0 | 0 | 0.0 | 0 | 0 | W | 26-23+ |
| 10/13 | Bengals | S | 2 | 28 | 14.0 | 18 | 0 | 0 | 0 | 0.0 | 0 | 0 | W | 23-17 |
| 10/20 | at Seahawks | P | 2 | 55 | 27.5 | 50 | 0 | 0 | 0 | 0.0 | 0 | 0 | W | 30-16 |
| 11/03 | Patriots | S | 0 | 0 | 0.0 | 0 | 0 | 0 | 0 | 0.0 | 0 | 0 | W | 37-20 |
| 11/10 | at Bengals | P | 0 | 0 | 0.0 | 0 | 0 | 0 | 0 | 0.0 | 0 | 0 | W | 49-13 |
| 11/17 | Texans | S | 0 | 0 | 0.0 | 0 | 0 | 0 | 0 | 0.0 | 0 | 0 | W | 41-7 |
| 11/25 | at Rams | S | 2 | 54 | 27.0 | 39 | 0 | 0 | 0 | 0.0 | 0 | 0 | W | 45-6 |
| 12/01 | 49ers | P | 0 | 0 | 0.0 | 0 | 0 | 0 | 0 | 0.0 | 0 | 0 | W | 20-17 |
| 12/08 | at Bills | S | 0 | 0 | 0.0 | 0 | 0 | 0 | 0 | 0.0 | 0 | 0 | W | 24-17 |
| 12/12 | Jets | P | 1 | 5 | 5.0 | 5t | 1 | 0 | 0 | 0.0 | 0 | 0 | W | 42-21 |
| 12/22 | at Browns | P | 1 | 8 | 8.0 | 8 | 0 | 0 | 0 | 0.0 | 0 | 0 | W | 31-15 |
| 12/29 | Steelers | S | 0 | 0 | 0.0 | 0 | 0 | 0 | 0 | 0.0 | 0 | 0 | W | 28-10 |
| 2019 TOTALS | | 16-11 | 13 | 198 | 15.2 | 50 | 3 | 0 | 0 | 0.0 | 0 | 0 | 14-2 | |

+ - Overtime



61

OFFENSIVE LINEMAN
MASON COLE

HEIGHT: 6-5
WEIGHT: 298
BORN: March 28, 1996
COLLEGE: Michigan

BIRTHPLACE: Tarpon Springs, FL
HOW ACQUIRED: FA '22
NFL EXPERIENCE: 6th year

PRO CAREER

- ✦ Has played in 77 games (56 starts) over his five-year NFL career (Arizona, 2018-20; Minnesota, 2021; Pittsburgh, 2022)
- ✦ Started 32 of 46 career games with Cardinals
- ✦ Played in 30 games (16 starts) over the 2019-20 seasons, including two starts at left guard in 2019 and 14 starts at center in 2020
- ✦ One of just six rookie offensive linemen to start all 16 games in 2018, joining Will Hernandez (N.Y. Giants), Mike McGlinchey (San Francisco), Koltan Miller (Oakland), Quenton Nelson (Indianapolis) and Frank Ragnow (Detroit)
- ✦ Became just the fourth rookie in Cardinals history to start all 16 games along the offensive line, joining Bobbie Massie (2012), Alex Stepanovich (2004) and Leonard Davis (2001)
- ✦ Made NFL debut in Week 1 of 2018 (vs. Washington)
- ✦ Made NFL starting debut in Week 1 of 2018 (vs. Washington)

2022 (STEELERS)

- ✦ Started all 17 regular-season games at center
- ✦ Recipient of the Pro Football Writers' "The Chief Award," which was established in honor of the Steelers' founder, Arthur J. Rooney, Sr., and is presented annually to the Steeler that best exemplifies the spirit of cooperation with the media
- ✦ Blocked for RB Najee Harris to run for 1,000-plus yards on the season, including a season-high 111 yards in Week 17 at Baltimore
- ✦ Saw significant improvement after the Bye Week, blocking for an average of 147 rushing yards per game and allowing the team to be held under 100 yards on the ground just once in Weeks 10 through 18
- ✦ Part of an offensive line that did not allow a sack in two games and just one sack in four games
- ✦ Was not assessed a penalty all season, having the only one called against him in Week 13 at Atlanta declined
- ✦ Played in all but 46 of 1,160 offensive snaps

2021 (VIKINGS)

- ✦ Played in 14 regular-season games (seven starts), including starts at center (four) and right guard (three)
- ✦ Started at right guard at Detroit (Week 13), vs. Pittsburgh (Week 14) and at Chicago (Week 15)
- ✦ Started at center at Baltimore (Week 9), at L.A. Chargers (Week 10), vs. Green Bay (Week 11) and at San Francisco (Week 12)
- ✦ Blocked for Pro Bowl RB Dalvin Cook
- ✦ Cook was selected to his third consecutive Pro Bowl and led the NFC in rushing yards with 1,159
- ✦ Cook set the franchise record for rushing yards in the first half with 153, breaking Adrian Peterson's record of 143 set at Seattle on Nov. 4, 2012, in Week 14 vs. Pittsburgh
- ✦ Cook ultimately ran for 205 yards against the Steelers (only 200-yard rusher in the NFL in 2021)

2020 (CARDINALS)

- ✦ Played in 14 regular-season games (all starts) at center for the NFL's sixth-ranked offense and seventh-ranked rushing attack, helping Arizona gain the third-most total net yards (6,153) and score the fifth-most points (410) in franchise history
- ✦ Part of an offensive line that protected Tyler Murray, who completed 27-of-37 passes for 380 yards, and led three different Cardinals into the end zone on the ground (Kenyan Drake, Chase Edmonds and Murray) at N.Y. Jets on Oct. 11
- ✦ Played every offensive snap for a unit that scored a season-high 38 points and gained 438 total yards, including a season-high 261 on the ground on Monday Night Football at Dallas (10/19)
- ✦ Protected for Murray who completed 27 passes for a career-high 406 yards and three TDs while taking just one sack on 36 dropbacks vs. Philadelphia on Dec. 20 (also helped the Cardinals gain a season-high 526 total net yards)

2019 (CARDINALS)

- ✦ Played in all 16 regular-season games (two starts at left guard) for the NFL's 10th-ranked rushing offense (1,990 yards) that averaged a single-season franchise-record 5.03 yards per carry (second in the NFL)
- ✦ Started for a unit that gained 153 rushing yards (the second most allowed by the 49ers) on 23 carries (6.7-yard avg.) vs. San Francisco on Oct. 31
- ✦ Started and protected QB Tyler Murray, who threw for 324 yards and three TDs on 27-of-44 passing at Tampa Bay on Nov. 10
- ✦ Part of an offense that gained 412 total net yards and 253 rushing yards at Seattle on Dec. 22, marking the first time since 1982 the Cardinals rushed for 200+ yards in consecutive games

2018 (CARDINALS)

- ✦ Started all 16 regular-season games at center, becoming the fourth rookie in franchise history, and the first since Bobby Massie in 2012, to start every game on the offensive line
- ✦ Only the fourth rookie lineman to start every game for the Cardinals in team history
- ✦ Mainstay of an offensive line that featured 10 different starting combinations
- ✦ Only Cardinal to play every offensive snap throughout the season and joined Corey Cunningham and Colby Gossett as the first rookie trio since 1978 to start at left tackle, left guard and center (excluding the 1987 strike season)

TRANSACTIONS

- ✦ Signed a three-year contract with Pittsburgh on March 14, 2022
- ✦ Traded to Minnesota from Arizona for a 2021 sixth-round pick (#223 Tay Gowan)
- ✦ Signed a four-year contract with the Cardinals on May 31, 2018
- ✦ Drafted by Arizona in the third round (97th overall) of the 2018 NFL Draft

COLLEGE

- ✦ In four seasons at Michigan (2014-17), started all 51 games setting a school record for an offensive lineman and tying the overall record for a Wolverine player
- ✦ Started 25 consecutive games at left tackle for the Wolverines before switching to center in 2016
- ✦ Started all 13 games at center in 2016 before switching back to left tackle for his senior season
- ✦ Earned All-Big Ten honors at both left tackle and center – and was also on the Outland Trophy watch list at both positions
- ✦ As a senior in 2017, started all 13 games at left tackle, running his streak of consecutive starts to 51 in a row
- ✦ All-Big Ten honoree (second team, coaches and media) and All-Big Ten selection by the Associated Press (second team offense)
- ✦ Tied Jon Jansen for most consecutive starts for a Michigan offensive lineman against Ohio State as a senior (50 consecutive) and broke that record the following game in the Outback Bowl against South Carolina (1/1/18)
- ✦ As a junior in 2016, switched to center and started all 13 games after starting at left tackle in each of his first two seasons with the Wolverines
- ✦ Named All-Big Ten second team by the conference coaches and media
- ✦ Started all 13 games at left tackle as a sophomore in 2015, earning his second letter
- ✦ Helped the offense rank in the top 25 in five offensive categories, including seventh in red zone scoring efficiency (92.9 percent scoring rate)
- ✦ As a true freshman in 2014, started all 12 games at left tackle
- ✦ Made his collegiate debut against Appalachian State and started at left tackle, becoming the first true freshman in Michigan history to start a season opener on the offensive line

PERSONAL


- ✦ Started 53 consecutive games in four years at East Lake (Tarpon Springs, FL) High School
- ✦ Played in the 2014 U.S. Army All-American Bowl
- ✦ Named to the USA TODAY Sports Preseason High School All-American Team as a senior in 2013
- ✦ One of the nation's top lineman recruits, received 22 scholarship offers which included Alabama, Clemson, Florida, Ohio State and USC
- ✦ Named first-team all-state and all-area as a junior in 2012
- ✦ Graduated with a degree from the College of Literature, Science and the Arts at Michigan
- ✦ Married his wife, Madison, in Florida during the 2020 offseason

MASON COLE'S NFL REGULAR SEASON STATISTICS

| DATE | TEAM | GP | GS |
|-------------------|-----------|-----------|-----------|
| 2018 | Cardinals | 16 | 16 |
| 2019 | Cardinals | 16 | 2 |
| 2020 | Cardinals | 14 | 14 |
| 2021 | Vikings | 14 | 7 |
| 2022 | Steelers | 17 | 17 |
| 2023 | Steelers | 5 | 5 |
| NFL TOTALS | | 82 | 61 |

2023 GAME-BY-GAME REGULAR-SEASON STATISTICS (STEELERS)

| DATE | OPPONENT | P/S | W/L | SCORE |
|--------------------|------------|------------|------------|-------|
| 09/10 | 49ers | S | L | 7-30 |
| 09/18 | Browns | S | W | 26-22 |
| 09/24 | at Raiders | S | W | 23-18 |
| 10/01 | at Texans | S | L | 6-30 |
| 10/08 | Ravens | S | W | 17-10 |
| 2023 TOTALS | | 5-5 | 3-2 | |



60

OFFENSIVE TACKLE

DYLAN COOK

HEIGHT: 6-5

WEIGHT: 280

BORN: January 11, 1998

COLLEGE: Montana

BIRTHPLACE: Butte, MT

HOW ACQUIRED: FA '23

NFL EXPERIENCE: 1st year

PRO CAREER

- ✦ Has yet to make NFL debut

TRANSACTIONS

- ✦ Signed a one-year contract with Pittsburgh on May 18, 2023
- ✦ Released by Tampa Bay on May 15, 2023
- ✦ Signed a Reserve/Future contract with the Buccaneers on Jan. 17, 2023
- ✦ Signed to the Tampa Bay practice squad on Dec. 27, 2022
- ✦ Signed to the Buccaneers practice squad on Aug. 31, 2022
- ✦ Released by Tampa Bay on Aug. 30, 2022
- ✦ Signed as an undrafted free agent with the Buccaneers on May 13, 2022

COLLEGE

- ✦ Appeared in 27 games for Montana (2018-21), making 23 starts, after successfully transitioning from quarterback to offensive lineman
- ✦ Earned fourth-team All-Big Sky honors from Phil Steele, starting all 11 games in which he played during his redshirt senior season in 2021
- ✦ In 2020, the Big Sky Conference suspended the fall football season due to the COVID-19 pandemic
- ✦ Played in both of Montana's games played during the Spring of 2021
- ✦ Played in 13 games in 2019 at right tackle, starting 11, and earning a scholarship after previously joining the team as a walk-on
- ✦ Transferred to the University of Montana in 2018 and spent his redshirt sophomore year making the transition from quarterback to offensive line
- ✦ Spent his first two collegiate seasons as a quarterback at Montana State University-Northern, completing 11-of-18 passes for 181 yards and two TDs and rushing 43 times for 177 yards and three TDs

PERSONAL

- ✦ Attended Butte High School (Butte, Montana)
- ✦ Played quarterback at Butte High School, throwing for 3,124 yards and 30 TDs as a junior, while earning Class AA offensive MVP honors after leading his team to a state title
- ✦ Graduated with a degree in public administration from Montana

DYLAN COOK'S NFL REGULAR SEASON DEFENSIVE STATISTICS

| DATE | TEAM | GP | GS | TACKLES | | | | | | | INTERCEPTIONS | | | | | O. FUMB. | | | ST | | | | MISC. | | | |
|-------------------|------------|----------|----------|----------|----------|----------|----------|----------|------------|------------|---------------|----------|----------|----------|----------|----------|----------|----------|----------|----------|----------|----------|----------|----------|----------|----------|
| | | | | TK | S | A | TFL | YDS | SK | YDS | QBH | NO | YDS | LG | TD | PD | FF | FR | TD | YDS | TK | S | A | FF | FR | S |
| 2022 | Buccaneers | 0 | 0 | 0 | 0 | 0 | 0 | 0 | 0.0 | 0.0 | 0 | 0 | 0 | 0 | 0 | 0 | 0 | 0 | 0 | 0 | 0 | 0 | 0 | 0 | 0 | 0 |
| 2023 | Steelers | 0 | 0 | 0 | 0 | 0 | 0 | 0 | 0.0 | 0.0 | 0 | 0 | 0 | 0 | 0 | 0 | 0 | 0 | 0 | 0 | 0 | 0 | 0 | 0 | 0 | 0 |
| NFL TOTALS | | 0 | 0 | 0 | 0 | 0 | 0 | 0 | 0.0 | 0.0 | 0 | 0 | 0 | 0 | 0 | 0 | 0 | 0 | 0 | 0 | 0 | 0 | 0 | 0 | 0 | 0 |

DYLAN COOK'S NFL POSTSEASON DEFENSIVE STATISTICS

| DATE | TEAM | GP | GS | TACKLES | | | | | | | INTERCEPTIONS | | | | | O. FUMB. | | | ST | | | | MISC. | | | |
|-------------------|------------|----------|----------|----------|----------|----------|----------|----------|------------|------------|---------------|----------|----------|----------|----------|----------|----------|----------|----------|----------|----------|----------|----------|----------|----------|----------|
| | | | | TK | S | A | TFL | YDS | SK | YDS | QBH | NO | YDS | LG | TD | PD | FF | FR | TD | YDS | TK | S | A | FF | FR | S |
| 2022 | Buccaneers | 0 | 0 | 0 | 0 | 0 | 0 | 0 | 0.0 | 0.0 | 0 | 0 | 0 | 0 | 0 | 0 | 0 | 0 | 0 | 0 | 0 | 0 | 0 | 0 | 0 | 0 |
| NFL TOTALS | | 0 | 0 | 0 | 0 | 0 | 0 | 0 | 0.0 | 0.0 | 0 | 0 | 0 | 0 | 0 | 0 | 0 | 0 | 0 | 0 | 0 | 0 | 0 | 0 | 0 | 0 |

DYLAN COOK'S NFL REGULAR SEASON STATISTICS

| DATE | TEAM | GP | GS |
|-------------------|------------|----------|----------|
| 2022 | Buccaneers | 0 | 0 |
| 2023 | Steelers | 0 | 0 |
| NFL TOTALS | | 0 | 0 |

DYLAN COOK'S NFL POSTSEASON STATISTICS

| DATE | TEAM | GP | GS |
|-------------------|------------|----------|----------|
| 2022 | Buccaneers | 0 | 0 |
| NFL TOTALS | | 0 | 0 |

2023 GAME-BY-GAME REGULAR-SEASON STATISTICS (STEELERS)

| DATE | OPPONENT | P/S | TACKLES | | | | | | | INTERCEPTIONS | | | | O. FUMB | | | ST | | | MISC | | W/L | SCORE | | | | | |
|--------------------|------------|-----|---------|---|---|----|-----|-----|-----|---------------------------|----|-----|----|---------|----|----|----|----|-----|------|---|-----|-------|---|----|----|-------|---|
| | | | TK | S | A | SK | YDS | TFL | YDS | QBH | NO | YDS | LG | TD | PD | FF | FR | TD | YDS | TK | S | | | A | FF | FR | S | A |
| 09/10 | 49ers | | | | | | | | | ON INACTIVE LIST | | | | | | | | | | | | | | | | L | 7-30 | |
| 09/18 | Browns | | | | | | | | | ON INACTIVE LIST | | | | | | | | | | | | | | | | W | 26-22 | |
| 09/24 | at Raiders | | | | | | | | | ON INACTIVE LIST | | | | | | | | | | | | | | | | W | 23-18 | |
| 10/01 | at Texans | | | | | | | | | DID NOT PLAY (NON-INJURY) | | | | | | | | | | | | | | | | L | 6-30 | |
| 10/08 | Ravens | | | | | | | | | DID NOT PLAY (NON-INJURY) | | | | | | | | | | | | | | | | W | 17-10 | |
| 2022 TOTALS | | | 0 | 0 | 0 | 0 | 0 | 0 | 0 | 0 | 0 | 0 | 0 | 0 | 0 | 0 | 0 | 0 | 0 | 0 | 0 | 0 | 0 | 0 | 0 | 0 | 3-2 | |

2022 GAME-BY-GAME REGULAR-SEASON STATISTICS (BUCCANEERS)

| DATE | OPPONENT | P/S | TACKLES | | | | | | | INTERCEPTIONS | | | | O. FUMB | | | ST | | | MISC | | W/L | SCORE | | | | | |
|--------------------|--------------|-----|---------|---|---|----|-----|-----|-----|----------------|----|-----|----|---------|----|----|----|----|-----|------|---|-----|-------|---|----|----|--------|---|
| | | | TK | S | A | SK | YDS | TFL | YDS | QBH | NO | YDS | LG | TD | PD | FF | FR | TD | YDS | TK | S | | | A | FF | FR | S | A |
| 09/11 | at Cowboys | | | | | | | | | DID NOT PLAY | | | | | | | | | | | | | | | | W | 19-3 | |
| 10/16 | at Steelers | | | | | | | | | PRACTICE SQUAD | | | | | | | | | | | | | | | | L | 18-20 | |
| 10/23 | at Panthers | | | | | | | | | PRACTICE SQUAD | | | | | | | | | | | | | | | | L | 3-21 | |
| 10/27 | Ravens | | | | | | | | | PRACTICE SQUAD | | | | | | | | | | | | | | | | L | 22-27 | |
| 11/06 | Rams | | | | | | | | | PRACTICE SQUAD | | | | | | | | | | | | | | | | W | 16-13 | |
| 11/13 | Seahawks | | | | | | | | | PRACTICE SQUAD | | | | | | | | | | | | | | | | W | 21-16 | |
| 11/27 | at Browns | | | | | | | | | PRACTICE SQUAD | | | | | | | | | | | | | | | | L | 17-23+ | |
| 12/05 | Saints | | | | | | | | | PRACTICE SQUAD | | | | | | | | | | | | | | | | W | 17-16 | |
| 12/11 | at 49ers | | | | | | | | | PRACTICE SQUAD | | | | | | | | | | | | | | | | L | 7-35 | |
| 12/18 | Bengals | | | | | | | | | PRACTICE SQUAD | | | | | | | | | | | | | | | | L | 23-34 | |
| 12/25 | at Cardinals | | | | | | | | | PRACTICE SQUAD | | | | | | | | | | | | | | | | W | 19-16+ | |
| 01/01 | Panthers | | | | | | | | | PRACTICE SQUAD | | | | | | | | | | | | | | | | W | 30-24 | |
| 01/08 | at Falcons | | | | | | | | | PRACTICE SQUAD | | | | | | | | | | | | | | | | L | 17-30 | |
| 2022 TOTALS | | | 0 | 0 | 0 | 0 | 0 | 0 | 0 | 0 | 0 | 0 | 0 | 0 | 0 | 0 | 0 | 0 | 0 | 0 | 0 | 0 | 0 | 0 | 0 | 0 | 6-7 | |


+ - Overtime

2022 GAME-BY-GAME POSTSEASON STATISTICS (BUCCANEERS)

| DATE | OPPONENT | P/S | TACKLES | | | | | | | INTERCEPTIONS | | | | O. FUMB | | | ST | | | MISC | | W/L | SCORE | | | | | |
|--------------------|----------|-----|---------|---|---|----|-----|-----|-----|----------------|----|-----|----|---------|----|----|----|----|-----|------|---|-----|-------|---|----|----|-------|---|
| | | | TK | S | A | SK | YDS | TFL | YDS | QBH | NO | YDS | LG | TD | PD | FF | FR | TD | YDS | TK | S | | | A | FF | FR | S | A |
| 01/16 | Cowboys | | | | | | | | | PRACTICE SQUAD | | | | | | | | | | | | | | | | L | 14-31 | |
| 2022 TOTALS | | | 0 | 0 | 0 | 0 | 0 | 0 | 0 | 0 | 0 | 0 | 0 | 0 | 0 | 0 | 0 | 0 | 0 | 0 | 0 | 0 | 0 | 0 | 0 | 0 | 0-1 | |

2023 GAME-BY-GAME REGULAR-SEASON STATISTICS (STEELERS)

| DATE | OPPONENT | P/S | TACKLES | | | | | | | INTERCEPTIONS | | | | O. FUMB | | | ST | | | MISC | | W/L | SCORE | | | | |
|--------------------|------------|-----|---------|---|---|----|-----|-----|-----|---------------------------|----|-----|----|---------|----|----|----|----|-----|------|---|-----|-------|---|----|-----|-------|
| | | | TK | S | A | SK | YDS | TFL | YDS | QBH | NO | YDS | LG | TD | PD | FF | FR | TD | YDS | TK | S | | | A | FF | FR | S |
| 09/10 | 49ers | | | | | | | | | ON INACTIVE LIST | | | | | | | | | | | | | | | | L | 7-30 |
| 09/18 | Browns | | | | | | | | | ON INACTIVE LIST | | | | | | | | | | | | | | | | W | 26-22 |
| 09/24 | at Raiders | | | | | | | | | ON INACTIVE LIST | | | | | | | | | | | | | | | | W | 23-18 |
| 10/01 | at Texans | | | | | | | | | DID NOT PLAY (NON-INJURY) | | | | | | | | | | | | | | | | L | 6-30 |
| 10/08 | Ravens | | | | | | | | | DID NOT PLAY (NON-INJURY) | | | | | | | | | | | | | | | | W | 17-10 |
| 2023 TOTALS | | 0-0 | | | | | | | | | | | | | | | | | | | | | | | | 3-2 | |



78

HEIGHT: 6-4
WEIGHT: 327
BORN: September 13, 1997
COLLEGE: Iowa

BIRTHPLACE: Warren, OH
HOW ACQUIRED: FA '22

OFFENSIVE LINEMAN

JAMES DANIELS

PRO CAREER

- ✦ Has played in 71 games (65 starts) over his five-year NFL career (Chicago 2018-21; Pittsburgh 2022)
- ✦ Has registered 40 starts at left guard, 17 at right guard and eight at center
- ✦ Named to the 2018 ESPN.com All-Rookie team
- ✦ Made NFL debut in Week 1 of 2018 (at Green Bay)
- ✦ Made NFL starting debut in Week 8 of 2018 (vs. N.Y. Jets)

2022 (STEELERS)

- ✦ Started all 17 regular-season games at right guard
- ✦ Did not allow a sack all season, according to Pro Football Focus
- ✦ Blocked for RB Najee Harris to run for 1,000-plus yards on the season, including a season-high 111 yards in Week 17 at Baltimore
- ✦ Saw significant improvement after the Bye Week, blocking for an average of 147 rushing yards per game and allowing the team to be held under 100 yards on the ground just once in Weeks 10 through 18
- ✦ Part of an offensive line that did not allow a sack in two games and just one sack in four games
- ✦ Played all 1,160 offensive snaps

2021 (BEARS)

- ✦ Started at right guard in all 17 regular-season games
- ✦ Helped pave the way for Chicago to rush for 188 yards and three rushing TDs in the Week 4 win over the Lions
- ✦ Blocked for a Bears' running game that amassed 176 yards on the ground in Week 8 vs. San Francisco

2020 (BEARS)

- ✦ Started the first five games of the season at left guard; suffered a season-ending pectoral injury in Week 5 vs. Tampa Bay
- ✦ Helped the Bears rush for 149 yards in the Week 1 win at Detroit

2019 (BEARS)

- ✦ Started all 16 regular-season games (eight at center, eight at left guard)
- ✦ Switched from center to left guard in Week 10 vs. Detroit

2018 (BEARS)

- ✦ Appeared in all 16 regular-season games (10 starts at left guard)
- ✦ Made his first career start at left guard in Week 8 in a win over the N.Y. Jets
- ✦ Part of an offensive line that allowed just 33 sacks, tied for the third fewest in the NFC
- ✦ Started the Wild Card playoff game vs. Philadelphia (1/6/19)

TRANSACTIONS

- ✦ Signed a three-year contract with Pittsburgh on March 15, 2022
- ✦ Signed a four-year contract with Chicago on May 10, 2018
- ✦ Drafted by the Bears in the second round (39th overall) of the 2018 NFL Draft

COLLEGE

- ✦ Played in 37 games over three seasons at Iowa
- ✦ 2017 Academic All-Big Ten and Honorable Mention All-Big Ten by league coaches and media

PERSONAL

- ✦ Played football at Warren G. Harding High School in Warren, Ohio
- ✦ Earned all-state honorable mention honors as a junior and senior
- ✦ First-team All-Northeast Ohio as a junior and senior, along with first team all-conference and all-county
- ✦ Three-year football letterman as offensive and defensive lineman
- ✦ Also lettered in track, tossing shot put and discus
- ✦ Father, LeShun Sr., played at Ohio State and for the Minnesota Vikings in 1997
- ✦ Older brother, LeShun Jr., spent time with three NFL teams
- ✦ Married his wife, Erin, during the 2023 offseason

JAMES DANIELS' NFL REGULAR SEASON STATISTICS

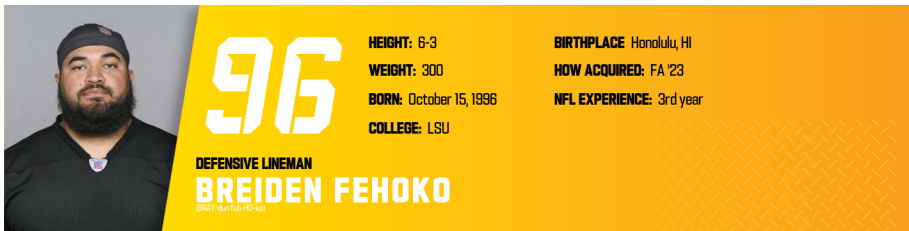
| DATE | TEAM | GP | GS |
|-------------------|----------|-----------|-----------|
| 2018 | Bears | 16 | 10 |
| 2019 | Bears | 16 | 16 |
| 2020 | Bears | 5 | 5 |
| 2021 | Bears | 17 | 17 |
| 2022 | Steelers | 17 | 17 |
| 2023 | Steelers | 3 | 3 |
| NFL TOTALS | | 74 | 68 |

JAMES DANIELS' NFL POSTSEASON STATISTICS

| DATE | TEAM | GP | GS |
|-------------------|-------|----------|----------|
| 2018 | Bears | 1 | 1 |
| 2020 | Bears | 0 | 0 |
| NFL TOTALS | | 1 | 1 |

2023 GAME-BY-GAME REGULAR-SEASON STATISTICS (STEELERS)

| DATE | OPPONENT | P/S | W/L | SCORE |
|--------------------|------------|------------|------------|-------|
| 09/10 | 49ers | S | L | 7-30 |
| 09/18 | Browns | S | W | 26-22 |
| 09/24 | at Raiders | S | W | 23-18 |
| 10/01 | at Texans | | L | 6-30 |
| 10/08 | Ravens | | W | 17-10 |
| 2023 TOTALS | | 3-3 | 3-2 | |



96

DEFENSIVE LINEMAN

BREIDEN FEHOKO

2001-04-01 (19)

HEIGHT: 6-3
WEIGHT: 300
BORN: October 15, 1996
COLLEGE: LSU

BIRTHPLACE: Honolulu, HI
HOW ACQUIRED: FA '23
NFL EXPERIENCE: 3rd year

PRO CAREER

- ✦ Has played in 19 games (four starts) over his three-year NFL career (L.A. Chargers 2020-22).
- ✦ Has registered 36 tackles (15 solo) and one tackle for loss
- ✦ Made NFL debut in Week 12 of 2020 (at Buffalo)
- ✦ Made NFL starting debut in Week 11 of 2021 (vs. Pittsburgh)

2022 (CHARGERS)

- ✦ Played in nine games (three starts)
- ✦ Started all 17 regular-season games
- ✦ Finished with a career-high 23 tackles (10 solo) and one tackle for loss
- ✦ Talled three tackles in the AFC Wild Card matchup at Jacksonville
- ✦ Aided a defense that did not allow a single third-down conversion in the first half, the first defense to do so in a playoff game since at least 2000, and held the Jaguars to a franchise playoff-best 2-for-10 on third down in the game
- ✦ Set a career high with five tackles, including one for a loss, in the Week 15 win over Tennessee

2021 (CHARGERS)

- ✦ Played in eight games (one start)
- ✦ Registered 13 tackles (five solo)
- ✦ Started the season on practice squad before being signed to the active roster prior to Week 11
- ✦ Recorded a career-high five tackles (two solo) in Week 16 at Houston

2020 (CHARGERS)

- ✦ After spending the first 10 weeks on the club's practice squad, appeared in back-to-back games in Weeks 12 and 13 via standard practice squad elevation
- ✦ Reverted back to the practice squad following Week 13, spending the final five weeks with the club

TRANSACTIONS

- ✦ Signed a one-year contract with Pittsburgh on March 30, 2023
- ✦ Promoted from the L.A. Chargers practice squad to the active roster on Nov. 9, 2022
- ✦ Signed to the Chargers practice squad on Sept. 14, 2022
- ✦ Waived by the L.A. Chargers on Sept. 12, 2022
- ✦ Promoted from the Chargers practice squad to the active roster on Nov. 17, 2021
- ✦ Signed to the L.A. Chargers practice squad on Sept. 2, 2021
- ✦ Waived by the Chargers on Aug. 31, 2021
- ✦ Signed a reserve/futures contract with the L.A. Chargers on Jan. 4, 2021
- ✦ Promoted from the Chargers practice squad to the active roster on Dec. 5, 2020
- ✦ Signed to the L.A. Chargers practice squad on Nov. 30, 2020
- ✦ Signed to the Chargers practice squad on Sept. 7, 2020
- ✦ Waived by the L.A. Chargers on Sept. 5, 2020
- ✦ Signed as an undrafted free agent with the Chargers on Apr. 26, 2020

COLLEGE

- ✦ Played two seasons at LSU (2018-19) and sat out the 2017 season due to transfer rules after playing two years at Texas Tech (2015-16)
- ✦ Appeared in 23 games (12 starts) for the Tigers, recording 33 tackles (10 solo), 2.0 sacks, nine tackles for loss and a pair of passes defended
- ✦ Member of 2018 SEC Academic Honor Roll
- ✦ Started all 25 games played at Texas Tech
- ✦ Registered 38 tackles (21 solo), 2.0 sacks, 7.5 tackles for loss, one pass defended and one interception for the Red Raiders
- ✦ Earned honorable mention All-Big 12 recognition in 2015 as a freshman
- ✦ Earned a degree in communications from LSU

PERSONAL

- ✦ Given name Breiden Hinckley Fehoko
- ✦ Born in Honolulu, Hawaii
- ✦ Father, Vili, was good friends with Hall of Fame LB Junior Seau
- ✦ Former Ravens and Lions NT Haloti Ngata is a relative
- ✦ Father also served as the mascot for the University of Hawai'i for many years, performing at Rainbow Warriors games and the Pro Bowl
- ✦ Participated in the Friends program in high school, where students did activities and ate lunch with special needs schoolmates
- ✦ First job was a summer camp counselor in high school
- ✦ Eventually wants to build his own house
- ✦ Has played the ukulele and drums since his youth
- ✦ Earned Under Armour High School All-America honors at W.R. Farrington High in Honolulu, Hawaii
- ✦ Ranked by Scout as a senior as the No. 4 defensive lineman in the class
- ✦ As a senior, compiled 74 tackles, 16.0 sacks, 27 tackles for loss and six forced fumbles

REGULAR SEASON COMPARISON: DEFENSIVE - LOS ANGELES RAMS

| DATE | OPP | W/L | GP/GS | TACKLES | | | | | | | SACK | YDS. | INT | TFL | PD | QBH | TD | MISC | | |
|---------------|------------|-----|-------|---------|------|------|------|------|------|------|------|------|-----|-----|----|-----|----|------|----|----|
| | | | | TOT | SOLO | ASST | ASST | ASST | ASST | ASST | | | | | | | | FF | FR | FR |
| 1/1/23 | LAC vs. LA | W | P | 0 | 0 | 0 | 0 | 0 | 0 | 0.0 | 0.0 | 0 | 0 | 0 | 0 | 0 | 0 | 0 | 0 | |
| TOTALS | | 1/0 | 1/0 | 0 | 0 | 0 | 0 | 0 | 0 | 0.0 | 0.0 | 0 | 0 | 0 | 0 | 0 | 0 | 0 | 0 | |

BREIDEN FEHOKO'S NFL REGULAR SEASON DEFENSIVE STATISTICS

| DATE | TEAM | GP | GS | TACKLES | | | | | | | INTERCEPTIONS | | | | | O. FUMB | | | ST | | | MISC | | | | |
|-------------------|----------|----|----|---------|----|----|-----|-----|-----|-----|---------------|----|-----|----|----|---------|----|----|----|-----|----|------|---|----|----|---|
| | | | | TK | S | A | TFL | YDS | SK | YDS | QBH | NO | YDS | LG | TD | PD | FF | FR | TD | YDS | TK | S | A | FF | FR | S |
| 2020 | Chargers | 2 | 0 | 0 | 0 | 0 | 0 | 0 | 0 | 0.0 | 0.0 | 0 | 0 | 0 | 0 | 0 | 0 | 0 | 0 | 0 | 0 | 0 | 0 | 0 | 0 | 0 |
| 2021 | Chargers | 8 | 1 | 13 | 5 | 8 | 0 | 0 | 0.0 | 0.0 | 0 | 0 | 0 | 0 | 0 | 0 | 0 | 0 | 0 | 0 | 0 | 0 | 0 | 0 | 0 | 0 |
| 2022 | Chargers | 9 | 3 | 23 | 10 | 13 | 1 | 1 | 0.0 | 0.0 | 0 | 0 | 0 | 0 | 0 | 0 | 0 | 0 | 0 | 0 | 0 | 0 | 0 | 0 | 0 | 0 |
| 2023 | Steelers | 0 | 0 | 0 | 0 | 0 | 0 | 0 | 0.0 | 0.0 | 0 | 0 | 0 | 0 | 0 | 0 | 0 | 0 | 0 | 0 | 0 | 0 | 0 | 0 | 0 | 0 |
| NFL TOTALS | | 19 | 4 | 36 | 15 | 21 | 1 | 1 | 0.0 | 0.0 | 0 | 0 | 0 | 0 | 0 | 0 | 0 | 0 | 0 | 0 | 0 | 0 | 0 | 0 | 0 | 0 |

BREIDEN FEHOKO'S NFL POSTSEASON DEFENSIVE STATISTICS

| DATE | TEAM | GP | GS | TACKLES | | | | | | | INTERCEPTIONS | | | | | O. FUMB | | | ST | | | MISC | | | | |
|-------------------|----------|----|----|---------|---|---|-----|-----|-----|-----|---------------|----|-----|----|----|---------|----|----|----|-----|----|------|---|----|----|---|
| | | | | TK | S | A | TFL | YDS | SK | YDS | QBH | NO | YDS | LG | TD | PD | FF | FR | TD | YDS | TK | S | A | FF | FR | S |
| 2022 | Chargers | 1 | 0 | 3 | 2 | 1 | 0 | 0 | 0.0 | 0.0 | 0 | 0 | 0 | 0 | 0 | 0 | 0 | 0 | 0 | 0 | 0 | 0 | 0 | 0 | 0 | 0 |
| NFL TOTALS | | 1 | 0 | 3 | 2 | 1 | 0 | 0 | 0.0 | 0.0 | 0 | 0 | 0 | 0 | 0 | 0 | 0 | 0 | 0 | 0 | 0 | 0 | 0 | 0 | 0 | 0 |

SINGLE-GAME HIGHS: DEFENSIVE

Total Tackles 5 at Houston Texans, Dec 26, 2021
3 vs. Pittsburgh Steelers, Nov 21, 2021

Solo Tackles 2 at Houston Texans, Dec 26, 2021
1 at Las Vegas Raiders, Jan 09, 2022
...2 more at 1.

2023 GAME-BY-GAME REGULAR-SEASON STATISTICS (STEELERS)

| DATE | OPPONENT | P/S | TACKLES | | | | | | | INTERCEPTIONS | | | | | O. FUMB | | | ST | | | MISC | | | W/L | SCORE | | |
|--------------------|------------|-----|---------|---|---|----|-----|-----|-----|---------------|----|-----|----|----|---------|----|----|----|-----|----|------|---|----|-----|-------|----|-------|
| | | | TK | S | A | SK | YDS | TFL | YDS | QBH | NO | YDS | LG | TD | PD | FF | FR | TD | YDS | TK | S | A | FF | | | FR | S |
| 09/10 | 49ers | | | | | | | | | | | | | | | | | | | | | | | | | L | 7-30 |
| 09/18 | Browns | | | | | | | | | | | | | | | | | | | | | | | | | W | 26-22 |
| 09/24 | at Raiders | | | | | | | | | | | | | | | | | | | | | | | | | W | 23-18 |
| 10/01 | at Texans | | | | | | | | | | | | | | | | | | | | | | | | | L | 6-30 |
| 10/08 | Ravens | | | | | | | | | | | | | | | | | | | | | | | | | W | 17-10 |
| 2023 TOTALS | | | 0 | 0 | 0 | 0 | 0 | 0 | 0 | 0 | 0 | 0 | 0 | 0 | 0 | 0 | 0 | 0 | 0 | 0 | 0 | 0 | 0 | 0 | 0 | 0 | 3-2 |

2022 GAME-BY-GAME REGULAR-SEASON STATISTICS (CHARGERS)

| DATE | OPPONENT | P/S | TACKLES | | | | | | | INTERCEPTIONS | | | | | O. FUMB | | | ST | | | MISC | | | W/L | SCORE | | | |
|--------------------|--------------|-----|---------|---|----|-----|-----|-----|-----|---------------|----|-----|----|----|---------|----|----|----|-----|----|------|---|----|-----|-------|----|--------|-------|
| | | | TK | S | A | SK | YDS | TFL | YDS | QBH | NO | YDS | LG | TD | PD | FF | FR | TD | YDS | TK | S | A | FF | | | FR | S | A |
| 09/11 | Raiders | | | | | | | | | | | | | | | | | | | | | | | | | W | 24-19 | |
| 09/15 | at Chiefs | | | | | | | | | | | | | | | | | | | | | | | | | L | 24-27 | |
| 09/25 | Jaguars | | | | | | | | | | | | | | | | | | | | | | | | | L | 10-38 | |
| 10/02 | at Texans | | | | | | | | | | | | | | | | | | | | | | | | | W | 34-24 | |
| 10/09 | at Browns | | | | | | | | | | | | | | | | | | | | | | | | | W | 30-28 | |
| 10/17 | Broncos | | | | | | | | | | | | | | | | | | | | | | | | | W | 19-16+ | |
| 10/23 | Seahawks | | | | | | | | | | | | | | | | | | | | | | | | | L | 23-37 | |
| 11/06 | at Falcons | | | | | | | | | | | | | | | | | | | | | | | | | W | 20-17 | |
| 11/13 | at 49ers | | | | | | | | | | | | | | | | | | | | | | | | | L | 16-22 | |
| 11/20 | Chiefs | | | | | | | | | | | | | | | | | | | | | | | | | L | 27-30 | |
| 11/27 | at Cardinals | P | 3 | 2 | 1 | 0.0 | 0.0 | 0 | 0 | 0 | 0 | 0 | 0 | 0 | 0 | 0 | 0 | 0 | 0 | 0 | 0 | 0 | 0 | 0 | 0 | 0 | W | 25-24 |
| 12/04 | at Raiders | P | 2 | 1 | 1 | 0.0 | 0.0 | 0 | 0 | 0 | 0 | 0 | 0 | 0 | 0 | 0 | 0 | 0 | 0 | 0 | 0 | 0 | 0 | 0 | 0 | 0 | L | 20-27 |
| 12/11 | Dolphins | S | 2 | 1 | 1 | 0.0 | 0.0 | 0 | 0 | 0 | 0 | 0 | 0 | 0 | 0 | 0 | 0 | 0 | 0 | 0 | 0 | 0 | 0 | 0 | 0 | 0 | W | 23-17 |
| 12/18 | Titans | S | 5 | 1 | 4 | 0.0 | 0.0 | 1 | 1 | 0 | 0 | 0 | 0 | 0 | 0 | 0 | 0 | 0 | 0 | 0 | 0 | 0 | 0 | 0 | 0 | 0 | W | 17-14 |
| 12/26 | at Colts | P | 0 | 0 | 0 | 0.0 | 0.0 | 0 | 0 | 0 | 0 | 0 | 0 | 0 | 0 | 0 | 0 | 0 | 0 | 0 | 0 | 0 | 0 | 0 | 0 | 0 | W | 20-3 |
| 01/01 | Rams | P | 0 | 0 | 0 | 0.0 | 0.0 | 0 | 0 | 0 | 0 | 0 | 0 | 0 | 0 | 0 | 0 | 0 | 0 | 0 | 0 | 0 | 0 | 0 | 0 | 0 | W | 31-10 |
| 01/08 | at Broncos | S | 5 | 2 | 3 | 0.0 | 0.0 | 0 | 0 | 0 | 0 | 0 | 0 | 0 | 0 | 0 | 0 | 0 | 0 | 0 | 0 | 0 | 0 | 0 | 0 | 0 | L | 28-31 |
| 2022 TOTALS | | 7-3 | 17 | 7 | 10 | 0.0 | 0.0 | 1 | 1 | 0 | 0 | 0 | 0 | 0 | 0 | 0 | 0 | 0 | 0 | 0 | 0 | 0 | 0 | 0 | 0 | 0 | 10-7 | |

+ Overtime

2021 GAME-BY-GAME REGULAR-SEASON STATISTICS (CHARGERS)

| DATE | OPPONENT | P/S | TACKLES | | | | | | | INTERCEPTIONS | | | | O. FUMB | | | ST | | | | MISC | | W/L | SCORE | | | | |
|--------------------|------------------|------------|----------------|----------|----------|------------|------------|----------|----------|---------------|----------|----------|----------|----------|----------|----------|----------|----------|----------|----------|----------|----------|----------|----------|----------|----------|------------|--------|
| | | | TK | S | A | SK | YDS | TFL | YDS | QBH | NO | YDS | LG | TD | PD | FF | FR | TD | YDS | TK | S | A | | | FF | FR | S | A |
| 09/12 | at Football Team | | DID NOT PLAY | | | | | | | | | | | | | | | | | | | | | | | W | 20-16 | |
| 09/19 | Cowboys | | PRACTICE SQUAD | | | | | | | | | | | | | | | | | | | | | | | L | 17-20 | |
| 09/26 | at Chiefs | | PRACTICE SQUAD | | | | | | | | | | | | | | | | | | | | | | | W | 30-24 | |
| 10/04 | Raiders | | PRACTICE SQUAD | | | | | | | | | | | | | | | | | | | | | | | W | 28-14 | |
| 10/10 | Browns | | PRACTICE SQUAD | | | | | | | | | | | | | | | | | | | | | | | W | 47-42 | |
| 10/17 | at Ravens | | PRACTICE SQUAD | | | | | | | | | | | | | | | | | | | | | | | L | 6-34 | |
| 10/31 | Patriots | | PRACTICE SQUAD | | | | | | | | | | | | | | | | | | | | | | | L | 24-27 | |
| 11/07 | at Eagles | | PRACTICE SQUAD | | | | | | | | | | | | | | | | | | | | | | | W | 27-24 | |
| 11/14 | Vikings | | PRACTICE SQUAD | | | | | | | | | | | | | | | | | | | | | | | L | 20-27 | |
| 11/21 | Steelers | | PRACTICE SQUAD | | | | | | | | | | | | | | | | | | | | | | | W | 41-37 | |
| 11/28 | at Broncos | | PRACTICE SQUAD | | | | | | | | | | | | | | | | | | | | | | | L | 13-28 | |
| 12/05 | at Bengals | | PRACTICE SQUAD | | | | | | | | | | | | | | | | | | | | | | | W | 41-22 | |
| 12/12 | Giants | | PRACTICE SQUAD | | | | | | | | | | | | | | | | | | | | | | | W | 37-21 | |
| 12/16 | Chiefs | | INACTIVE | | | | | | | | | | | | | | | | | | | | | | | L | 28-34+ | |
| 12/26 | at Texans | P | 5 | 2 | 3 | 0.0 | 0.0 | 0 | 0 | 0 | 0 | 0 | 0 | 0 | 0 | 0 | 0 | 0 | 0 | 0 | 0 | 0 | 0 | 0 | 0 | 0 | L | 29-41 |
| 01/02 | Broncos | P | 0 | 0 | 0 | 0.0 | 0.0 | 0 | 0 | 0 | 0 | 0 | 0 | 0 | 0 | 0 | 0 | 0 | 0 | 0 | 0 | 0 | 0 | 0 | 0 | 0 | W | 34-13 |
| 01/09 | at Raiders | P | 1 | 1 | 0 | 0.0 | 0.0 | 0 | 0 | 0 | 0 | 0 | 0 | 0 | 0 | 0 | 0 | 0 | 0 | 0 | 0 | 0 | 0 | 0 | 0 | 0 | L | 32-35+ |
| 2021 TOTALS | | 3-0 | 6 | 3 | 3 | 0.0 | 0.0 | 0 | 0 | 0 | 0 | 0 | 0 | 0 | 0 | 0 | 0 | 0 | 0 | 0 | 0 | 0 | 0 | 0 | 0 | 0 | 9-8 | |

+ - Overtime

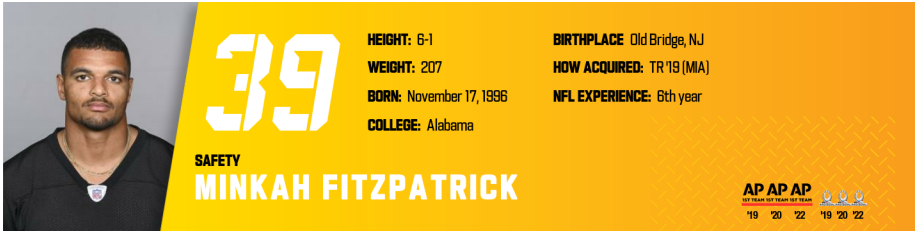
2020 GAME-BY-GAME REGULAR-SEASON STATISTICS (CHARGERS)

| DATE | OPPONENT | P/S | TACKLES | | | | | | | INTERCEPTIONS | | | | O. FUMB | | | ST | | | | MISC | | W/L | SCORE | | | | |
|--------------------|---------------|------------|----------------|----------|----------|------------|------------|----------|----------|---------------|----------|----------|----------|----------|----------|----------|----------|----------|----------|----------|----------|----------|----------|----------|----------|----------|------------|-------|
| | | | TK | S | A | SK | YDS | TFL | YDS | QBH | NO | YDS | LG | TD | PD | FF | FR | TD | YDS | TK | S | A | | | FF | FR | S | A |
| 09/13 | at Bengals | | DID NOT PLAY | | | | | | | | | | | | | | | | | | | | | | | W | 16-13 | |
| 09/27 | Panthers | | PRACTICE SQUAD | | | | | | | | | | | | | | | | | | | | | | | L | 16-21 | |
| 10/04 | at Buccaneers | | PRACTICE SQUAD | | | | | | | | | | | | | | | | | | | | | | | L | 31-38 | |
| 10/12 | at Saints | | PRACTICE SQUAD | | | | | | | | | | | | | | | | | | | | | | | L | 27-30+ | |
| 10/25 | Jaguars | | PRACTICE SQUAD | | | | | | | | | | | | | | | | | | | | | | | W | 39-29 | |
| 11/01 | at Broncos | | PRACTICE SQUAD | | | | | | | | | | | | | | | | | | | | | | | L | 30-31 | |
| 11/08 | Raiders | | PRACTICE SQUAD | | | | | | | | | | | | | | | | | | | | | | | L | 26-31 | |
| 11/15 | at Dolphins | | PRACTICE SQUAD | | | | | | | | | | | | | | | | | | | | | | | L | 21-29 | |
| 11/22 | Jets | | PRACTICE SQUAD | | | | | | | | | | | | | | | | | | | | | | | W | 34-28 | |
| 11/29 | at Bills | P | 0 | 0 | 0 | 0.0 | 0.0 | 0 | 0 | 0 | 0 | 0 | 0 | 0 | 0 | 0 | 0 | 0 | 0 | 0 | 0 | 0 | 0 | 0 | 0 | 0 | L | 17-27 |
| 12/06 | Patriots | P | 0 | 0 | 0 | 0.0 | 0.0 | 0 | 0 | 0 | 0 | 0 | 0 | 0 | 0 | 0 | 0 | 0 | 0 | 0 | 0 | 0 | 0 | 0 | 0 | 0 | L | 0-45 |
| 12/13 | Falcons | | PRACTICE SQUAD | | | | | | | | | | | | | | | | | | | | | | | W | 20-17 | |
| 12/17 | at Raiders | | PRACTICE SQUAD | | | | | | | | | | | | | | | | | | | | | | | W | 30-27+ | |
| 12/27 | Broncos | | PRACTICE SQUAD | | | | | | | | | | | | | | | | | | | | | | | W | 19-16 | |
| 01/03 | at Chiefs | | PRACTICE SQUAD | | | | | | | | | | | | | | | | | | | | | | | W | 38-21 | |
| 2020 TOTALS | | 2-0 | 0 | 0 | 0 | 0.0 | 0.0 | 0 | 0 | 0 | 0 | 0 | 0 | 0 | 0 | 0 | 0 | 0 | 0 | 0 | 0 | 0 | 0 | 0 | 0 | 0 | 7-8 | |

+ - Overtime

2022 GAME-BY-GAME POSTSEASON STATISTICS (CHARGERS)

| DATE | OPPONENT | P/S | TACKLES | | | | | | | INTERCEPTIONS | | | | O. FUMB | | | ST | | | | MISC | | W/L | SCORE | | | | |
|--------------------|------------|------------|----------|----------|----------|------------|------------|----------|----------|---------------|----------|----------|----------|----------|----------|----------|----------|----------|----------|----------|----------|----------|----------|----------|----------|----------|------------|-------|
| | | | TK | S | A | SK | YDS | TFL | YDS | QBH | NO | YDS | LG | TD | PD | FF | FR | TD | YDS | TK | S | A | | | FF | FR | S | A |
| 01/14 | at Jaguars | P | 3 | 2 | 1 | 0.0 | 0.0 | 0 | 0 | 0 | 0 | 0 | 0 | 0 | 0 | 0 | 0 | 0 | 0 | 0 | 0 | 0 | 0 | 0 | 0 | 0 | L | 30-31 |
| 2022 TOTALS | | 1-0 | 3 | 2 | 1 | 0.0 | 0.0 | 0 | 0 | 0 | 0 | 0 | 0 | 0 | 0 | 0 | 0 | 0 | 0 | 0 | 0 | 0 | 0 | 0 | 0 | 0 | 0-1 | |



39

SAFETY
MINKAH FITZPATRICK

HEIGHT: 6-1
WEIGHT: 207
BORN: November 17, 1996
COLLEGE: Alabama

BIRTHPLACE: Old Bridge, NJ
HOW ACQUIRED: TR '19 (MA)
NFL EXPERIENCE: 6th year

AP AP AP
All-Pro
'19 '20 '22

PRO CAREER

- † Three-time Pro Bowler (2019, 2020, 2022)
- † Three-time Associated Press First Team All-Pro (2019, 2020, 2022)
- † Has played in 79 games (74 starts) over his five-year NFL career (Dolphins 2018-19; Steelers 2018-22)
- † Has registered 443 tackles (292 solo), 47 passes defended, 19 interceptions, six tackles for loss, five fumble recoveries, four forced fumbles, four interception returns for TDs, two quarterback hits and one fumble recovery for TD
- † His five defensive TDs lead the NFL since he entered the League in 2018 and are tied for third in the NFL among active players
- † His four interceptions returned for TDs are tied with Marcus Peters for most in the NFL since he entered the League in 2018
- † His 19 interceptions rank tied for fifth in the NFL since he entered the League in 2018
- † Is the fourth player in NFL history with an interception return for TD in four of his first five seasons, joining Nate Clements, Pro Football Hall of Famer Ken Houston and Deion Jones
- † Has had three seasons for the Steelers with at least four interceptions
- † Has registered at least two passes defended in a game nine times in his career
- † Has registered at least two interceptions in a game twice in his career
- † Has registered 10 or more tackles in nine career games
- † Made NFL debut in Week 1 of 2018 (vs. Tennessee)
- † Made NFL starting debut in Week 3 of 2018 (vs. Oakland)

2022 (STEELERS)

- † Played in and started 15 regular-season games
- † Registered 92 tackles (55 solo), 10 passes defended, six interceptions, one tackle for loss, one quarterback hit and one interception returned for a TD
- † His six interceptions were the most by a Steeler in a season since Troy Polamalu in 2010 (seven), tied for the 12th-most in single-season franchise history and ranked tied-first in the League for the season
- † Finished tied-first in the League in interceptions
- † Became the first Steelers player with an interception in each of the first two games of the season since Troy Polamalu in 2010
- † Was voted the Steelers' 2022 Most Valuable Player by his teammates
- † Received Pro Bowl and Associated Press First Team All-Pro nominations for the third time in his career
- † Had three games with at least 10 tackles (14, Week 1 at Cincinnati; 11, Week 14 vs. Baltimore; 10, Week 18 vs. Cleveland)
- † Was named the AFC Defensive Player of the Week for his performance in Week 1 at Cincinnati (14 total tackles, 10 solo tackles, one interception return for TD, one pass defended and one blocked PAT)
- † Intercepted Cincinnati QB Joe Burrow on his first pass of the game for a touchdown and later blocked the Bengals game-winning PAT to send the game into overtime for a Steelers victory in Week 1
- † Intercepted New England QB Mac Jones at the Steelers' 21-yard line for a 13-yard return in Week 2 vs. New England
- † Picked off Jets QB Zach Wilson at the Jets' 38-yard line and returned it to the four-yard line, allowing the Steelers' offense to get in the end zone three plays later
- † Sealed his team's 19-16 victory at Atlanta in Week 13 by catching a game-ending interception on the first play of the Falcons' final drive
- † Had two consecutive games with interceptions in Week 16 vs. Las Vegas and Week 17 at Baltimore

2021 (STEELERS)

- † Started all 16 regular-season games
- † Recorded double digit tackles in Weeks 1 (10), 5 (10), 14 (14) and 15 (12) during the 2021 season
- † Led the team in solo tackles (84) and combined tackles (124)
- † Tipped a pass from Bengals QB Joe Burrow that was intercepted by S Terrell Edmunds for a Steelers turnover in Week 3 vs Cincinnati
- † Forced a QB Geno Smith fumble in the fourth quarter vs Seattle in Week 6
- † Recorded his first interception of the season at Cincinnati in Week 12, picking off Joe Burrow for an 18-yard return
- † Intercepted QB Lamar Jackson in Week 13 for his second interception in as many weeks

2020 (STEELERS)

- † Started all 16 regular-season games
- † Registered 79 tackles (60 solo), 11 passes defended, four interceptions, one forced fumble, one fumble recovery, one tackle for loss and one interception return for TD
- † One of two players in the NFL in 2020 with at least four interceptions, one forced fumble and one fumble recovery (Marcus Peters, Baltimore)
- † Ranked tied for sixth in the NFL with five takeaways (four interceptions, one fumble recovery) in 2020
- † Ranked tied for seventh in the NFL with four interceptions in 2020
- † Three of his six combined interceptions (four), forced fumbles (one) and fumble recoveries (one) in 2020 came inside the Steelers' red zone
- † Intercepted a pass from Browns QB Baker Mayfield at the Browns' 33-yard line and returned it for a TD that gave the Steelers a 10-0 first-quarter lead in Week 6 of 2020
- † Picked off two passes in Week 10 at Jacksonville
- † Registered an interception and fumble recovery in the 24-19 victory at Dallas in Week 9

2019 (STEELERS)

- ✦ Started all 16 regular-season games (14 for the Steelers and two for the Dolphins)
- ✦ Registered 57 tackles (36 solo) and added nine passes defended, five interceptions, two forced fumbles, one fumble recovery, one QB hit and one tackle for loss
- ✦ Involved in eight of the Steelers' 37 takeaways (five interceptions, one forced fumble and two fumble recoveries)
- ✦ His seven total takeaways (interceptions and fumble recoveries) ranked tied for most in the NFL
- ✦ His eight combined interceptions, forced fumbles and fumble recoveries ranked tied for third in the NFL
- ✦ Registered at least one interception in three consecutive games (Weeks 8-10) - tied for the fourth-longest streak in franchise history
- ✦ Ranked tied for fourth in the NFL with five interceptions in 2019
- ✦ His five interceptions in 2019 were the most by a Steeler in a single season since Troy Polamalu had seven picks in 2010
- ✦ Fitzpatrick, Marcus Peters (Baltimore), Marlon Humphrey (Baltimore), Jamal Adams (New York Jets), Jadeveon Clowney (Seattle Seahawks) and Erik Harris (Oakland) were the only players in the NFL with multiple defensive TDs in 2019
- ✦ First player in franchise history to have five or more interceptions and two or more fumble recoveries in his first or second NFL season
- ✦ First Steeler with multiple interceptions in a game since CB Brice McCain had two against Cincinnati on Dec. 28, 2014
- ✦ First NFL player to pick off a quarterback with the same last name twice in a game since Detroit Lions' CB Levi Johnson intercepted Denver Broncos QB Charley Johnson twice in Week 12 of 1974
- ✦ First player in the Super Bowl era to intercept two or more passes against a team he played for earlier that season
- ✦ Recorded a 96-yard interception return for TD (11/3/19), which was the second-longest interception return in Steelers regular season history (Martin Kottler: 99 yards, 9/27/33)
- ✦ First Steeler with defensive TDs in back-to-back weeks since Sam Washington in Week 3 and 4 of the 1984 season
- ✦ First Steeler to have a fumble return TD and a pick-six in the same season since 1996 (Carnell Lake and Ron Woodson)
- ✦ First Steeler with five interceptions in the first nine weeks of the season since S Darren Perry in 1994, and Fitzpatrick did it in just seven games
- ✦ Registered an interception in three consecutive games for the first time in his career (Weeks 9-11 in 2019), which is tied for the fourth-longest streak in franchise history
- ✦ First Steeler with an interception in three consecutive games since Troy Polamalu accomplished the feat in Weeks 11-14 of 2008
- ✦ In his first game as a Steeler, recorded five tackles (four solo), an interception, a forced fumble and a pass defended in Week 3 at San Francisco
- ✦ First Steeler to have an interception and forced fumble in the same game since William Gay vs. Indianapolis on Nov. 24, 2016
- ✦ Registered two interceptions in a single game for the first time in his career in Week 8 vs. Miami (his old team)
- ✦ First player in the Super Bowl era to intercept two or more passes against a team he played for earlier that season
- ✦ First Steeler with multiple interceptions in a game since CB Brice McCain had two against Cincinnati on Dec. 28, 2014 (W, 27-17)

2018 (DOLPHINS)

- ✦ Played in 16 regular-season games (11 starts)
- ✦ Recorded 79 tackles (50 solo), two interceptions and nine passes defended; one interception return for a TD
- ✦ His 79 tackles were 10th among NFL rookies
- ✦ Registered 10 tackles (four solo), one interception and two passes defended in Week 4 at New England
- ✦ Picked off QB Tom Brady and returned it 14 yards in the 4th quarter for his first career interception
- ✦ Recorded seven tackles (six solo) and started at CB vs. New England in Week 14
- ✦ Registered six solo tackles, one interception and two passes defended in Week 15 at Minnesota
- ✦ Intercepted QB Kirk Cousins and returned it 50 yards for a TD in the 2nd quarter vs. Vikings

TRANSACTIONS

- ✦ Signed a four-year contract extension with Pittsburgh on June 15, 2022
- ✦ Pittsburgh exercised a fifth-year option for 2022
- ✦ Acquired, via trade with Dolphins, along with Miami's fourth-round selection in the 2020 draft and seventh-round selection in the 2021 draft in exchange for the Steelers' first and fifth-round selections in the 2020 draft and the team's sixth-round pick in the 2021 draft
- ✦ Signed a four-year contract with Miami on June 1, 2018
- ✦ Drafted by the Miami Dolphins in the first round (11th overall) of the 2018 NFL Draft

COLLEGE

- ✦ Played in 42 games (38 starts) as three year-starter at Alabama (2015-17)
- ✦ Registered 171 tackles (109 solo), 4.5 sacks, nine interceptions, 35 passes defended and two forced fumbles over his collegiate career, while recording one blocked field goal and one blocked punt on special teams
- ✦ Won the Chuck Bednarik Award given to the nation's top defensive player, won the Jim Thorpe Award given to the nation's top defensive back and became just the third player in NCAA history to win both awards joining CB Charles Woodson and CB Patrick Peterson as a junior in 2017
- ✦ Unanimous first-team All-American, a first-team SEC selection, and a finalist for the Jason Witten Collegiate Man of the Year (player who demonstrates a record of leadership by exhibiting exceptional courage, integrity and sportsmanship on and off the field), the Lombardi Award (based on performance, leadership, character and resiliency), the Bronko Nagurski Trophy (best defensive player) and the Lott IMPACT Trophy (best defensive player in character and performance) in 2017
- ✦ Helped Alabama to a victory in the College Football Playoff National Championship in 2017
- ✦ First-team All-American and first-team SEC selection as well as a semi-finalist for the Jim Thorpe Award as a sophomore in 2016
- ✦ Named a Freshman All-American selection in 2015

PERSONAL

- ✦ Attended St. Peter's Prep (Jersey City, N.J.)
- ✦ Played wide receiver and defensive back
- ✦ Listed as the No. 4 cornerback in the nation coming out of high school
- ✦ Named to the 2015 Parade All-America team
- ✦ Selected to participate in the 2015 Under Armour All-America Game and Nike's 2014 "The Opening"
- ✦ 2014 second team All-USA selection by USA Today
- ✦ Earned first-team MaxPreps.com Junior All-American accolades in 2013
- ✦ Had 60 tackles and three interceptions as a senior in 2014
- ✦ Accounted for 62 tackles with four picks and 21 pass breakups as a junior in 2013 while earning first-team All-State honors (non-public) and first-team All-Hudson County honors
- ✦ Two interceptions and 12 pass breakups as a sophomore
- ✦ Ran track, placing first at the Hudson County Championships with times of 10.86 seconds and 21.66 seconds in the 100 and 200 meters, respectively

COMMUNITY

- ✦ Raised \$59,000 for KidsVoice last season through his Unshackled Foundation tackle campaign
- ✦ Worked with UPMC Children's Hospital of Pittsburgh Family Connection Center to have a holiday cookie decorating party. Also partnered with Giant Eagle to provide the families who attend groceries and gift cards
- ✦ Hosted a bike giveaway, providing 35 bikes to youth serviced by KidsVoice. In addition to the bikes, the youth also received helmets and shoes.

REGULAR SEASON COMPARISON: DEFENSIVE - LOS ANGELES RAMS

| DATE | OPP | W/L | GP/GS | TACKLES | | | | | SACK | YDS. | INT | TFL | PD | QBH | TD | MISC | |
|---------------|------------|-----|-------|---------|------|------|-----|-----|------|------|-----|-----|----|-----|----|------|---|
| | | | | TOT | SOLO | ASST | FF | FR | | | | | | | | | |
| 11/10/19 | PIT vs. LA | W | S | 4 | 3 | 1 | 0.0 | 0.0 | 1 | 0 | 2 | 0 | 1 | 0 | 1 | 0 | 1 |
| TOTALS | | 1/0 | 1/1 | 4 | 3 | 1 | 0.0 | 0.0 | 1 | 0 | 2 | 0 | 1 | 0 | 1 | 0 | 1 |

MINKAH FITZPATRICK'S NFL REGULAR SEASON DEFENSIVE STATISTICS

| DATE | TEAM | GP | GS | TACKLES | | | | | INTERCEPTIONS | | | | | O. FUMB | | | ST | | | MISC | | | | | | | |
|--------------------------------|----------|-----------|-----------|------------|------------|------------|----------|-----------|---------------|------------|----------|-----------|------------|------------|----------|-----------|----------|----------|----------|-----------|----------|----------|----------|----------|----------|----------|----------|
| | | | | TK | S | A | TFL | YDS | SK | YDS | QBH | NO | YDS | LG | TD | PD | FF | FR | TD | YDS | TK | S | A | FF | FR | S | A |
| 2018 | Dolphins | 16 | 11 | 79 | 50 | 29 | 2 | 5 | 0.0 | 0.0 | 0 | 2 | 64 | 50t | 1 | 9 | 0 | 0 | 0 | 0 | 0 | 1 | 1 | 0 | 0 | 0 | 0 |
| 2019 | Dolphins | 2 | 2 | 11 | 7 | 4 | 0 | 0 | 0.0 | 0.0 | 0 | 0 | 0 | 0 | 0 | 1 | 1 | 0 | 0 | 0 | 1 | 1 | 0 | 0 | 0 | 0 | |
| Went from Miami to Pittsburgh. | | | | | | | | | | | | | | | | | | | | | | | | | | | |
| 2019 | Steelers | 14 | 14 | 57 | 36 | 21 | 1 | 1 | 0.0 | 0.0 | 1 | 5 | 130 | 96t | 1 | 9 | 1 | 2 | 1 | 79 | 0 | 0 | 0 | 0 | 0 | 0 | 0 |
| 2019 | TOTAL | 16 | 16 | 68 | 43 | 25 | 1 | 1 | 0.0 | 0.0 | 1 | 5 | 130 | 96t | 1 | 9 | 2 | 3 | 1 | 79 | 1 | 1 | 0 | 0 | 0 | 0 | 0 |
| 2020 | Steelers | 16 | 16 | 79 | 60 | 19 | 1 | 1 | 0.0 | 0.0 | 0 | 4 | 77 | 37 | 1 | 11 | 1 | 1 | 0 | -1 | 0 | 0 | 0 | 0 | 0 | 0 | 0 |
| 2021 | Steelers | 16 | 16 | 124 | 84 | 40 | 1 | 1 | 0.0 | 0.0 | 0 | 2 | 18 | 18 | 0 | 7 | 1 | 1 | 0 | -1 | 0 | 0 | 0 | 0 | 0 | 0 | 0 |
| 2022 | Steelers | 15 | 15 | 96 | 56 | 40 | 1 | 4 | 0.0 | 0.0 | 1 | 6 | 94 | 34 | 1 | 11 | 0 | 0 | 0 | 0 | 0 | 0 | 0 | 0 | 0 | 0 | 0 |
| 2023 | Steelers | 5 | 5 | 41 | 29 | 12 | 0 | 0 | 0.0 | 0.0 | 0 | 0 | 0 | 0 | 0 | 2 | 0 | 0 | 0 | 0 | 0 | 0 | 0 | 0 | 0 | 0 | 0 |
| NFL TOTALS | | 84 | 79 | 487 | 322 | 165 | 6 | 12 | 0.0 | 0.0 | 2 | 19 | 383 | 96T | 4 | 49 | 4 | 5 | 1 | 77 | 2 | 2 | 0 | 0 | 0 | 0 | 0 |

MINKAH FITZPATRICK'S NFL POSTSEASON DEFENSIVE STATISTICS

| DATE | TEAM | GP | GS | TACKLES | | | | | INTERCEPTIONS | | | | | O. FUMB | | | ST | | | MISC | | | | | | | |
|-------------------|----------|----------|----------|-----------|----------|----------|----------|----------|---------------|------------|----------|----------|----------|----------|----------|----------|----------|----------|----------|----------|----------|----------|----------|----------|----------|----------|----------|
| | | | | TK | S | A | TFL | YDS | SK | YDS | QBH | NO | YDS | LG | TD | PD | FF | FR | TD | YDS | TK | S | A | FF | FR | S | A |
| 2020 | Steelers | 1 | 1 | 6 | 4 | 2 | 0 | 0 | 0.0 | 0.0 | 0 | 0 | 0 | 0 | 0 | 0 | 0 | 0 | 0 | 0 | 0 | 0 | 0 | 0 | 0 | 0 | 0 |
| 2021 | Steelers | 1 | 1 | 6 | 5 | 1 | 0 | 0 | 0.0 | 0.0 | 0 | 0 | 0 | 0 | 0 | 0 | 0 | 0 | 0 | 0 | 0 | 0 | 0 | 0 | 0 | 0 | 0 |
| NFL TOTALS | | 2 | 2 | 12 | 9 | 3 | 0 | 0 | 0.0 | 0.0 | 0 | 0 | 0 | 0 | 0 | 0 | 0 | 0 | 0 | 0 | 0 | 0 | 0 | 0 | 0 | 0 | 0 |

SINGLE-GAME HIGHS: DEFENSIVE

| | | | |
|-------------------|--|---------------------------|---|
| Total Tackles | 14 at Cincinnati Bengals, Sep 11, 2022 14 vs. Tennessee Titans, Dec 19, 2021 | Tackles For Loss | 1 at Atlanta Falcons, Dec 04, 2022 1 vs. Denver Broncos, Oct 10, 2021 ...4 more at 1. |
| Solo Tackles | 12 vs. Tennessee Titans, Dec 19, 2021 10 at Cincinnati Bengals, Sep 11, 2022 | Interceptions | 2 at Jacksonville Jaguars, Nov 22, 2020 2 vs. Miami Dolphins, Oct 28, 2019 |
| Passes Defensed | 2 vs. Cleveland Browns, Sep 18, 2023 ...8 more at 2. | Interception Return Yards | 96 vs. Indianapolis Colts, Nov 03, 2019 50 at Minnesota Vikings, Dec 16, 2018 |
| Forced Fumbles | 1 vs. Seattle Seahawks, Oct 17, 2021 1 at Baltimore Ravens, Nov 01, 2020 ...2 more at 1. | Special Teams Tackles | 1 vs. Baltimore Ravens, Sep 08, 2019 1 vs. Detroit Lions, Oct 21, 2018 |
| Fumble Recoveries | 1 vs. Tennessee Titans, Dec 19, 2021 1 at Dallas Cowboys, Nov 08, 2020 ...3 more at 1. | Longest Opp Fumble Return | 43 vs. Los Angeles Rams, Nov 10, 2019 36 at Cincinnati Bengals, Nov 24, 2019 |

SINGLE-GAME HIGHS - POSTSEASON: DEFENSIVE

| | | | |
|---------------|---|--------------|---|
| Total Tackles | 6 at Kansas City Chiefs, Jan 16, 2022 6 vs. Cleveland Browns, Jan 10, 2021 | Solo Tackles | 5 at Kansas City Chiefs, Jan 16, 2022 4 vs. Cleveland Browns, Jan 10, 2021 |
|---------------|---|--------------|---|

2023 GAME-BY-GAME REGULAR-SEASON STATISTICS (STEELERS)

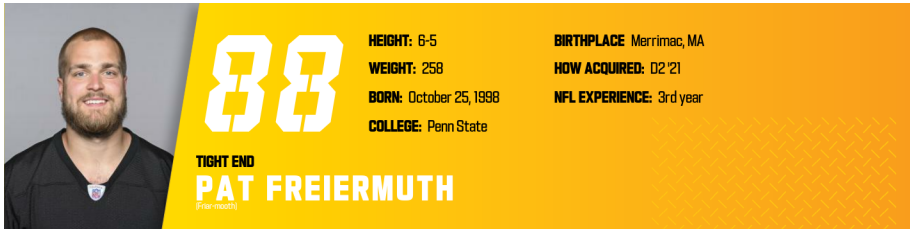
| DATE | OPPONENT | P/S | TACKLES | | | | | INTERCEPTIONS | | | | | O. FUMB | | | ST | | | MISC | | | W/L | SCORE | | | |
|--------------------|------------|------------|-----------|-----------|-----------|------------|------------|---------------|----------|----------|----------|----------|----------|----------|----------|----------|----------|----------|----------|----------|----------|----------|----------|----------|------------|-------|
| | | | TK | S | A | SK | YDS | TFL | YDS | QBH | NO | YDS | LG | TD | PD | FF | FR | TD | YDS | TK | S | | | A | FF | FR |
| 09/10 | 49ers | S | 4 | 3 | 1 | 0.0 | 0.0 | 0 | 0 | 0 | 0 | 0 | 0 | 0 | 0 | 0 | 0 | 0 | 0 | 0 | 0 | 0 | 0 | 0 | L | 7-30 |
| 09/18 | Browns | S | 6 | 5 | 1 | 0.0 | 0.0 | 0 | 0 | 0 | 0 | 0 | 0 | 2 | 0 | 0 | 0 | 0 | 0 | 0 | 0 | 0 | 0 | 0 | W | 26-22 |
| 09/24 | at Raiders | S | 11 | 7 | 4 | 0.0 | 0.0 | 0 | 0 | 0 | 0 | 0 | 0 | 0 | 0 | 0 | 0 | 0 | 0 | 0 | 0 | 0 | 0 | 0 | W | 23-18 |
| 10/01 | at Texans | S | 11 | 7 | 4 | 0.0 | 0.0 | 0 | 0 | 0 | 0 | 0 | 0 | 0 | 0 | 0 | 0 | 0 | 0 | 0 | 0 | 0 | 0 | 0 | L | 6-30 |
| 10/08 | Ravens | S | 9 | 7 | 2 | 0.0 | 0.0 | 0 | 0 | 0 | 0 | 0 | 0 | 0 | 0 | 0 | 0 | 0 | 0 | 0 | 0 | 0 | 0 | 0 | W | 17-10 |
| 2023 TOTALS | | 5-5 | 41 | 29 | 12 | 0.0 | 0.0 | 0 | 0 | 0 | 0 | 0 | 0 | 2 | 0 | 0 | 0 | 0 | 0 | 0 | 0 | 0 | 0 | 0 | 3-2 | |

2019 GAME-BY-GAME REGULAR-SEASON STATISTICS (DOLPHINS/STEELERS)

| DATE | OPPONENT | P/S | TACKLES | | | | | | INTERCEPTIONS | | | | | O. FUMB | | | ST | | | | MISC | | SCORE | | | | |
|---------------------------------|--------------|-----|--------------|-----------|-----------|-----------|------------|------------|---------------|----------|----------|------------|------------|----------|----------|----------|----------|----------|-----------|----------|----------|----------|----------|----------|----------|----------|------------|
| | | | TK | S | A | SK | YDS | TFL | YDS | QBH | NO | YDS | LG | TD | PD | FF | FR | TD | YDS | TK | S | A | | FF | FR | S | A |
| 09/08 | Ravens | S | 5 | 3 | 2 | 0.0 | 0.0 | 0 | 0 | 0 | 0 | 0 | 0 | 0 | 0 | 0 | 0 | 0 | 1 | 1 | 0 | 0 | 0 | 0 | 0 | L | 10-59 |
| 09/15 | Patriots | S | 6 | 4 | 2 | 0.0 | 0.0 | 0 | 0 | 0 | 0 | 0 | 0 | 0 | 1 | 1 | 0 | 0 | 0 | 0 | 0 | 0 | 0 | 0 | 0 | L | 0-43 |
| Went from Dolphins to Steelers. | | | | | | | | | | | | | | | | | | | | | | | | | | | |
| 09/22 | at 49ers | S | 5 | 4 | 1 | 0.0 | 0.0 | 0 | 0 | 0 | 0 | 0 | 0 | 1 | 0 | 0 | 0 | 0 | 0 | 0 | 0 | 0 | 0 | 0 | 0 | L | 20-24 |
| 09/30 | Bengals | S | 4 | 2 | 2 | 0.0 | 0.0 | 0 | 0 | 0 | 0 | 0 | 0 | 0 | 0 | 0 | 0 | 0 | 0 | 0 | 0 | 0 | 0 | 0 | 0 | W | 27-3 |
| 10/06 | Ravens | S | 7 | 6 | 1 | 0.0 | 0.0 | 0 | 0 | 0 | 0 | 0 | 0 | 1 | 0 | 0 | 0 | 0 | 0 | 0 | 0 | 0 | 0 | 0 | 0 | L | 23-26+ |
| 10/13 | at Chargers | S | 5 | 5 | 0 | 0.0 | 0.0 | 0 | 0 | 0 | 0 | 0 | 0 | 1 | 0 | 0 | 0 | 0 | 0 | 0 | 0 | 0 | 0 | 0 | 0 | W | 24-17 |
| 10/28 | Dolphins | S | 2 | 1 | 1 | 0.0 | 0.0 | 0 | 0 | 0 | 2 | 6 | 0 | 2 | 0 | 0 | 0 | 0 | 0 | 0 | 0 | 0 | 0 | 0 | 0 | W | 27-14 |
| 11/03 | Colts | S | 7 | 4 | 3 | 0.0 | 0.0 | 0 | 0 | 0 | 1 | 96 | 96 | 1 | 0 | 0 | 0 | 0 | 0 | 0 | 0 | 0 | 0 | 0 | 0 | W | 26-24 |
| 11/10 | Rams | S | 4 | 3 | 1 | 0.0 | 0.0 | 0 | 0 | 0 | 1 | 14 | 14 | 0 | 2 | 0 | 1 | 1 | 43 | 0 | 0 | 0 | 0 | 0 | 0 | W | 17-12 |
| 11/14 | at Browns | S | 2 | 0 | 2 | 0.0 | 0.0 | 0 | 0 | 0 | 0 | 0 | 0 | 0 | 0 | 0 | 0 | 0 | 0 | 0 | 0 | 0 | 0 | 0 | 0 | L | 7-21 |
| 11/24 | at Bengals | S | 6 | 1 | 5 | 0.0 | 0.0 | 0 | 0 | 0 | 0 | 0 | 0 | 0 | 0 | 1 | 0 | 36 | 0 | 0 | 0 | 0 | 0 | 0 | 0 | W | 16-10 |
| 12/01 | Browns | S | 3 | 2 | 1 | 0.0 | 0.0 | 0 | 0 | 0 | 0 | 0 | 0 | 0 | 0 | 0 | 0 | 0 | 0 | 0 | 0 | 0 | 0 | 0 | 0 | W | 20-13 |
| 12/08 | at Cardinals | S | 1 | 1 | 0 | 0.0 | 0.0 | 1 | 1 | 0 | 0 | 0 | 0 | 0 | 0 | 0 | 0 | 0 | 0 | 0 | 0 | 0 | 0 | 0 | 0 | W | 23-17 |
| 12/15 | Bills | S | 2 | 2 | 0 | 0.0 | 0.0 | 0 | 0 | 0 | 0 | 0 | 0 | 0 | 0 | 0 | 0 | 0 | 0 | 0 | 0 | 0 | 0 | 0 | 0 | L | 10-17 |
| 12/22 | at Jets | S | 5 | 2 | 3 | 0.0 | 0.0 | 0 | 0 | 0 | 0 | 0 | 0 | 0 | 0 | 0 | 0 | 0 | 0 | 0 | 0 | 0 | 0 | 0 | 0 | L | 10-16 |
| 12/29 | at Ravens | S | 4 | 3 | 1 | 0.0 | 0.0 | 0 | 0 | 0 | 0 | 0 | 0 | 0 | 0 | 0 | 0 | 0 | 0 | 0 | 0 | 0 | 0 | 0 | 0 | L | 10-28 |
| 2019 TOTALS | | | 16-16 | 68 | 43 | 25 | 0.0 | 0.0 | 1 | 1 | 5 | 130 | 967 | 1 | 9 | 2 | 3 | 1 | 79 | 1 | 1 | 0 | 0 | 0 | 0 | 0 | 8-8 |
| + - Overtime | | | | | | | | | | | | | | | | | | | | | | | | | | | |

2018 GAME-BY-GAME REGULAR-SEASON STATISTICS (DOLPHINS)

| DATE | OPPONENT | P/S | TACKLES | | | | | | INTERCEPTIONS | | | | | O. FUMB | | | ST | | | | MISC | | SCORE | | | | | |
|--------------------|-------------|-----|--------------|-----------|-----------|-----------|------------|------------|---------------|----------|----------|----------|-----------|------------|----------|----------|----------|----------|----------|----------|----------|----------|----------|----------|----------|----------|------------|-------|
| | | | TK | S | A | SK | YDS | TFL | YDS | QBH | NO | YDS | LG | TD | PD | FF | FR | TD | YDS | TK | S | A | | FF | FR | S | A | W/L |
| 09/09 | Titans | P | 6 | 3 | 3 | 0.0 | 0.0 | 0 | 0 | 0 | 0 | 0 | 0 | 0 | 1 | 0 | 0 | 0 | 0 | 0 | 0 | 0 | 0 | 0 | 0 | 0 | W | 27-20 |
| 09/16 | at Jets | P | 3 | 2 | 1 | 0.0 | 0.0 | 0 | 0 | 0 | 0 | 0 | 0 | 0 | 0 | 0 | 0 | 0 | 0 | 0 | 0 | 0 | 0 | 0 | 0 | 0 | W | 20-12 |
| 09/23 | Raiders | S | 10 | 2 | 8 | 0.0 | 0.0 | 0 | 0 | 0 | 0 | 0 | 0 | 0 | 0 | 0 | 0 | 0 | 0 | 0 | 0 | 0 | 0 | 0 | 0 | 0 | W | 28-20 |
| 09/30 | at Patriots | S | 10 | 4 | 6 | 0.0 | 0.0 | 0 | 0 | 0 | 1 | 14 | 14 | 0 | 2 | 0 | 0 | 0 | 0 | 0 | 0 | 0 | 0 | 0 | 0 | 0 | L | 7-38 |
| 10/07 | at Bengals | P | 5 | 4 | 1 | 0.0 | 0.0 | 1 | 4 | 0 | 0 | 0 | 0 | 0 | 0 | 0 | 0 | 0 | 0 | 0 | 0 | 0 | 0 | 0 | 0 | 0 | L | 17-27 |
| 10/14 | Bears | S | 3 | 2 | 1 | 0.0 | 0.0 | 0 | 0 | 0 | 0 | 0 | 0 | 0 | 1 | 0 | 0 | 0 | 0 | 0 | 0 | 0 | 0 | 0 | 0 | W | 31-28+ | |
| 10/21 | Lions | P | 2 | 2 | 0 | 0.0 | 0.0 | 0 | 0 | 0 | 0 | 0 | 0 | 0 | 0 | 0 | 0 | 0 | 1 | 1 | 0 | 0 | 0 | 0 | 0 | L | 21-32 | |
| 10/25 | at Texans | P | 4 | 2 | 2 | 0.0 | 0.0 | 0 | 0 | 0 | 0 | 0 | 0 | 0 | 0 | 0 | 0 | 0 | 0 | 0 | 0 | 0 | 0 | 0 | 0 | L | 23-42 | |
| 11/04 | Jets | S | 6 | 3 | 3 | 0.0 | 0.0 | 0 | 0 | 0 | 0 | 0 | 0 | 0 | 0 | 0 | 0 | 0 | 0 | 0 | 0 | 0 | 0 | 0 | 0 | W | 13-6 | |
| 11/11 | at Packers | S | 2 | 1 | 1 | 0.0 | 0.0 | 0 | 0 | 0 | 0 | 0 | 0 | 0 | 1 | 0 | 0 | 0 | 0 | 0 | 0 | 0 | 0 | 0 | 0 | L | 12-31 | |
| 11/25 | at Colts | S | 3 | 3 | 0 | 0.0 | 0.0 | 0 | 0 | 0 | 0 | 0 | 0 | 0 | 0 | 0 | 0 | 0 | 0 | 0 | 0 | 0 | 0 | 0 | 0 | L | 24-27 | |
| 12/02 | Bills | S | 5 | 4 | 1 | 0.0 | 0.0 | 0 | 0 | 0 | 0 | 0 | 0 | 0 | 2 | 0 | 0 | 0 | 0 | 0 | 0 | 0 | 0 | 0 | 0 | W | 21-17 | |
| 12/09 | Patriots | S | 7 | 6 | 1 | 0.0 | 0.0 | 0 | 0 | 0 | 0 | 0 | 0 | 0 | 0 | 0 | 0 | 0 | 0 | 0 | 0 | 0 | 0 | 0 | 0 | W | 34-33 | |
| 12/16 | at Vikings | S | 6 | 6 | 0 | 0.0 | 0.0 | 0 | 0 | 0 | 1 | 50 | 50 | 1 | 2 | 0 | 0 | 0 | 0 | 0 | 0 | 0 | 0 | 0 | 0 | L | 17-41 | |
| 12/23 | Jaguars | S | 5 | 5 | 0 | 0.0 | 0.0 | 1 | 1 | 0 | 0 | 0 | 0 | 0 | 0 | 0 | 0 | 0 | 0 | 0 | 0 | 0 | 0 | 0 | 0 | L | 7-17 | |
| 12/30 | at Bills | S | 2 | 1 | 1 | 0.0 | 0.0 | 0 | 0 | 0 | 0 | 0 | 0 | 0 | 0 | 0 | 0 | 0 | 0 | 0 | 0 | 0 | 0 | 0 | 0 | L | 17-42 | |
| 2018 TOTALS | | | 16-11 | 79 | 50 | 29 | 0.0 | 0.0 | 2 | 5 | 0 | 2 | 64 | 507 | 1 | 9 | 0 | 0 | 0 | 1 | 1 | 0 | 0 | 0 | 0 | 0 | 7-9 | |
| + - Overtime | | | | | | | | | | | | | | | | | | | | | | | | | | | | |



88

TIGHT END
PAT FREIERMUTH
(Free-MUTH)

HEIGHT: 6-5
WEIGHT: 258
BORN: October 25, 1998
COLLEGE: Penn State

BIRTHPLACE: Merrimac, MA
HOW ACQUIRED: D2 '21
NFL EXPERIENCE: 3rd year

PRO CAREER

- ✦ Has played in 32 career games (17 starts)
- ✦ Has caught 123 passes for 1,229 yards and nine touchdowns
- ✦ His 123 receptions are the most by a tight end in franchise history over their first two years in the NFL and sixth-most by a tight end in NFL history over their first two years in the NFL
- ✦ Tenth tight end in NFL history to reach 100 career receptions in 25 games or less
- ✦ Reached 100 career receptions in his 25th game in the NFL, which is the 10th-fewest games needed to reach 100 receptions in NFL history
- ✦ Reached 1,000 receiving yards in his 26th career games, tied for the fastest by a tight end in franchise history (Eric Green)
- ✦ His 1,229 receiving yards are the most by a tight end in franchise history over their first two years in the NFL
- ✦ His nine TD catches are the third-most by a tight end in franchise history over their first two years in the NFL and tied for the ninth-most among tight ends since the start of the 2021 season
- ✦ Made NFL debut in Week 1 of 2021 (at Buffalo)
- ✦ Made NFL starting debut in Week 1 of 2021 (at Buffalo)

2022 (STEELERS)

- ✦ Played in 16 regular-season games (eight starts)
- ✦ Registered 63 receptions (second-best on the team) for 732 yards (third-best on the team) and two touchdowns
- ✦ His 63 receptions were sixth-most by a tight end in 2022 and fourth-most in a season by a tight end in franchise history
- ✦ His 732 receiving yards were sixth-most by a tight end in 2022 and fifth-most in a season by a tight end in franchise history
- ✦ One of four tight ends in the League in 2022 with at least five games of at least 75 yards receiving (Travis Kelce, 9; George Kittle, 5; Mark Andrews, 5)
- ✦ Opened the season with his first 75 yard performance on five receptions, including a 31-yard grab for the second longest of his career, in Week 1 at Cincinnati
- ✦ Reached a career-high 85 receiving yards on seven receptions in Week 4 vs. New York Jets
- ✦ Was inactive Week 6 vs. Tampa Bay due to a concussion
- ✦ Caught a team-high eight receptions for a team-high 75 yards, including a 21-yard reception on fourth down in the fourth quarter, in Week 7 at Miami
- ✦ Recorded a team-high eight catches for 79 yards, including a 27-yard grab, in Week 11 vs. Cincinnati
- ✦ Caught a career-long 57-yard reception in Week 13 at Atlanta, the third-longest reception by a tight end in 2022 and third-longest by a Pittsburgh tight end since 2000

2021 (STEELERS)

- ✦ Played in 16 of 17 games as a rookie with nine starts
- ✦ Led NFL rookie tight ends in TD receptions (seven) and ranked second in targets (79), receptions (60), receiving yards (497), yards after the catch (247) and first downs gained (34)
- ✦ His 60 receptions in 2021 are the most by a rookie tight end in franchise history and fifth-most by a rookie tight end in NFL history
- ✦ Became the fifth rookie tight end in NFL history with 60 or more receptions in a season
- ✦ His seven receiving TDs in 2021 nearly equaled the rest of the entire rookie TE class (nine) and are tied for the most by a rookie tight end in franchise history
- ✦ His seven TD receptions are tied for the fourth-most by a rookie tight end in NFL history
- ✦ Caught his first career touchdown on a four-yard pass from QB Ben Roethlisberger in the second quarter of Week 3 vs. Cincinnati
- ✦ Reached season highs in receptions (7) and receiving yards (58) in an overtime victory in Week 6 vs. Seattle
- ✦ Registered his first multi-touchdown performance with two in Week 9 vs. Chicago
- ✦ Was inactive Week 16 at Kansas City due to a concussion

TRANSACTIONS

- ✦ Signed a four-year contract with Pittsburgh on May 25, 2021
- ✦ Drafted by the Steelers in the second round (55th overall) in the 2021 NFL Draft

COLLEGE

- ✦ Played in 30 games (26 starts) at Penn State (2018-20)
- ✦ Owns the Penn State record for career TD receptions by a tight end with 16, passing Mike Gesicki (15; 2014-17)
- ✦ Finished career tied for eighth all-time at Penn State with 16 career TD receptions with O.J. McDuffie (1988-92)
- ✦ Tallied 1,185 career receiving yards to rank 26th overall and third among tight ends in program history
- ✦ Recorded 92 career receptions, tied for 20th all-time at Penn State
- ✦ Finished career catching a pass in 29 straight games, dating back to the Pitt game (9/8/18), a school-record among tight ends
- ✦ Became the 34th Nittany Lion and seventh Penn State tight end to accumulate 1,000 career receiving yards
- ✦ Nineteen career receptions of 20 or more yards
- ✦ Ranked tied for 14th in a season at Penn State and third among tight ends in TD receptions with seven
- ✦ Ranked second among Penn State tight ends and tied for 10th overall in season receiving TDs with eight in 2018
- ✦ Set the mark for most receiving touchdowns by a freshman tight end
- ✦ Named the 2020 Kwalick-Clark Big Ten Tight End of the Year, the first-ever Penn State tight end to win the award
- ✦ Earned first-team All-Big Ten by the coaches and second-team All-Big Ten by the media
- ✦ Started four games in 2020 before missing the rest of the season due to injury
- ✦ Team captain was third on the team in receptions (23) and yards (310)
- ✦ Two-time Coaching Staff Player of the Week (Indiana and Nebraska)
- ✦ Finished the season leading all Big Ten tight ends in receiving yards (310)
- ✦ Named AFCA second-team All-American in 2019
- ✦ Selected second-team All-American by The Athletic in 2019
- ✦ Fourth-team Phil Steele All-American in 2019
- ✦ Second-team All-Big Ten by the coaches and media in 2019
- ✦ Pro Football Focus first-team All-Big Ten in 2019
- ✦ Tabbed second-team All-Big Ten by the Associated Press in 2019
- ✦ Phil Steele first-team All-Big Ten in 2019
- ✦ Named the team's Most Valuable Offensive Player at the team's awards banquet in 2019
- ✦ Named John Mackey Award Tight End of the Week following the Michigan State game (10/26) in 2019
- ✦ Selected John Mackey Award Tight End of the Week following the Buffalo game (9/7)
- ✦ Team captain made 13 starts and caught 43 passes for 507 yards (both good for second on the team)
- ✦ Ranked seventh in the Big Ten with seven TD receptions, which ranked fourth among FBS tight ends

PERSONAL

- ✦ Five-year letterman at the Brooks School
- ✦ Team captain as a senior in 2017
- ✦ Helped the Bishops to the New England Preparatory School Athletic Council (NEPSAC) Class C Championship as a senior with a 7-2 record
- ✦ Claimed a first-team spot on USA Today's All-USA Massachusetts Football Team as a senior
- ✦ Named all state in 2016 as a linebacker
- ✦ Earned All-New England Class B as a junior and senior
- ✦ Chosen as NEPSAC Class C Player of the Year and ISL co-MVP
- ✦ Selected All-New England and All-HSL three times each
- ✦ Named to Boston Globe's All-Scholastics team as a senior
- ✦ Named to the Massachusetts High School Football Coaches Association All-State Super 26 Team as a linebacker in 2016
- ✦ Collected four Eagle Tribune All-Star honors in 2014, 2015, 2016, 2017
- ✦ Three-time Boston Herald All-Star (2015, 2016, 2017)
- ✦ Team MVP as a senior and caught 26 passes for 613 yards and seven TDs
- ✦ Tabbed a four-star recruit by all three major recruiting outlets – 247Sports, ESPN and Rivals
- ✦ Ranked as the No. 2 player in Massachusetts, No. 13 tight end and No. 323 overall prospect by 247Sports
- ✦ Ranked as the No. 289 overall prospect, No. 8 tight end, No. 1 in Massachusetts and No. 31 in the region by ESPN
- ✦ Ranked the 148 overall prospect in the country, No. 6 tight end and No. 1 player in Massachusetts by Rivals
- ✦ Full name is Patrick John Friermuth
- ✦ Son of Dianne and John Friermuth
- ✦ Has one brother, Tim, and one sister, Megan
- ✦ Father, John, played basketball at St. Anselm
- ✦ Brother, Tim, was an offensive lineman on the Springfield College football team
- ✦ Born Oct. 25, 1998 in Newburyport, Massachusetts

COMMUNITY SERVICE

- ✦ Provided a holiday shopping trip for kids from the North Hills area
- ✦ As a rookie, helped with Mike Tomlin's Thanksgiving distribution, distributed backpacks for a back to school event with the Charlie Batch Foundation, and packed nonperishables for Greater Pittsburgh Community Food Bank
- ✦ Served as the keynote speaker for the Brockway Youth Sports Luncheon

PAT FREIERMUTH'S NFL REGULAR SEASON RUSHING/RECEIVING STATISTICS

| DATE | TEAM | RECEIVING | | | | | | | RUSHING | | | | |
|-------------------|----------|-----------|-----------|------------|--------------|------------|-----------|-----------|----------|----------|------------|----------|----------|
| | | GP | GS | NO. | YDS. | AVG. | LG | TD | NO. | YDS. | AVG. | LG | TD |
| 2021 | Steelers | 16 | 9 | 60 | 497 | 8.3 | 24 | 7 | 0 | 0 | 0.0 | 0 | 0 |
| 2022 | Steelers | 16 | 8 | 63 | 732 | 11.6 | 57 | 2 | 0 | 0 | 0.0 | 0 | 0 |
| 2023 | Steelers | 4 | 4 | 8 | 53 | 6.6 | 14 | 2 | 0 | 0 | 0.0 | 0 | 0 |
| NFL TOTALS | | 36 | 21 | 131 | 1,282 | 9.8 | 57 | 11 | 0 | 0 | 0.0 | 0 | 0 |

PAT FREIERMUTH'S NFL POSTSEASON RUSHING/RECEIVING STATISTICS

| DATE | TEAM | RECEIVING | | | | | | | RUSHING | | | | |
|-------------------|----------|-----------|----------|----------|-----------|------------|----------|----------|----------|----------|------------|----------|----------|
| | | GP | GS | NO. | YDS. | AVG. | LG | TD | NO. | YDS. | AVG. | LG | TD |
| 2021 | Steelers | 1 | 1 | 4 | 25 | 6.3 | 9 | 0 | 0 | 0 | 0.0 | 0 | 0 |
| NFL TOTALS | | 1 | 1 | 4 | 25 | 6.3 | 9 | 0 | 0 | 0 | 0.0 | 0 | 0 |

PAT FREIERMUTH'S NFL REGULAR SEASON RETURN STATISTICS

| DATE | TEAM | KICKOFF RETURNS | | | | | PUNT RETURNS | | | | | |
|------------|----------|-----------------|------|------|----|----|--------------|----|------|------|----|----|
| | | RET. | YDS. | AVG. | LG | TD | NO. | FC | YDS. | AVG. | LG | TD |
| 2021 | Steelers | 0 | 0 | 0.0 | 0 | 0 | 0 | 0 | 0 | 0.0 | 0 | 0 |
| 2022 | Steelers | 0 | 0 | 0.0 | 0 | 0 | 0 | 0 | 0 | 0.0 | 0 | 0 |
| 2023 | Steelers | 0 | 0 | 0.0 | 0 | 0 | 0 | 0 | 0 | 0.0 | 0 | 0 |
| NFL TOTALS | | 0 | 0 | 0.0 | 0 | 0 | 0 | 0 | 0 | 0.0 | 0 | 0 |

PAT FREIERMUTH'S NFL POSTSEASON RETURN STATISTICS

| DATE | TEAM | KICKOFF RETURNS | | | | | PUNT RETURNS | | | | | |
|------------|----------|-----------------|------|------|----|----|--------------|----|------|------|----|----|
| | | RET. | YDS. | AVG. | LG | TD | NO. | FC | YDS. | AVG. | LG | TD |
| 2021 | Steelers | 0 | 0 | 0.0 | 0 | 0 | 0 | 0 | 0 | 0.0 | 0 | 0 |
| NFL TOTALS | | 0 | 0 | 0.0 | 0 | 0 | 0 | 0 | 0 | 0.0 | 0 | 0 |

SINGLE-GAME HIGHS: RECEIVING

| | | | |
|--------------------|--|-----------------------|--|
| Receptions | 8 vs. Cincinnati Bengals, Nov 20, 2022 8 at Miami Dolphins, Oct 23, 2022 | Receiving TDs | 2 vs. Chicago Bears, Nov 08, 2021 1 at Las Vegas Raiders, Sep 24, 2023 ...8 more at 1. |
| Receiving Yards | 85 vs. New York Jets, Oct 02, 2022 79 vs. Cincinnati Bengals, Nov 20, 2022 25.3 at Atlanta Falcons, Dec 04, 2022 | All-Purpose Yards | 85 vs. New York Jets, Oct 02, 2022 79 vs. Cincinnati Bengals, Nov 20, 2022 |
| Receiving Average | 15.0 at Cincinnati Bengals, Sep 11, 2022 57 at Atlanta Falcons, Dec 04, 2022 | Most TDs | 2 vs. Chicago Bears, Nov 08, 2021 1 at Las Vegas Raiders, Sep 24, 2023 ...8 more at 1. |
| Longest Receptions | 31 at Cincinnati Bengals, Sep 11, 2022 | Miscellaneous Tackles | 1 vs. Cleveland Browns, Jan 03, 2022 |

SINGLE-GAME HIGHS - POSTSEASON: RECEIVING

| | | | |
|-------------------|---|--------------------|--|
| Receptions | 4 at Kansas City Chiefs, Jan 16, 2022 | Longest Receptions | 9 at Kansas City Chiefs, Jan 16, 2022 |
| Receiving Yards | 25 at Kansas City Chiefs, Jan 16, 2022 | | 8 at Kansas City Chiefs, Jan 16, 2022 |
| Receiving Average | 6.3 at Kansas City Chiefs, Jan 16, 2022 | | 5 at Kansas City Chiefs, Jan 16, 2022 3 at Kansas City Chiefs, Jan 16, 2022 |
| | | All-Purpose Yards | 25 at Kansas City Chiefs, Jan 16, 2022 |

2023 GAME-BY-GAME REGULAR-SEASON STATISTICS (STEELERS)

| DATE | OPPONENT | P/S | RECEIVING | | | | | RUSHING | | | | | W/L | SCORE |
|-------------|------------|-----|------------------|------|------|----|----|---------|------|------|----|----|-----|-------|
| | | | NO. | YDS. | AVG. | LG | TD | NO. | YDS. | AVG. | LG | TD | | |
| 09/10 | 49ers | S | 1 | 3 | 3.0 | 3t | 1 | 0 | 0 | 0.0 | 0 | 0 | L | 7-30 |
| 09/18 | Browns | S | 1 | 2 | 2.0 | 2 | 0 | 0 | 0 | 0.0 | 0 | 0 | W | 26-22 |
| 09/24 | at Raiders | S | 3 | 41 | 13.7 | 14 | 1 | 0 | 0 | 0.0 | 0 | 0 | W | 23-18 |
| 10/01 | at Texans | S | 3 | 7 | 2.3 | 9 | 0 | 0 | 0 | 0.0 | 0 | 0 | L | 6-30 |
| 10/08 | Ravens | | ON INACTIVE LIST | | | | | | | | | | W | 17-10 |
| 2023 TOTALS | | 4-4 | 8 | 53 | 6.6 | 14 | 2 | 0 | 0 | 0.0 | 0 | 0 | 3-2 | |

2022 GAME-BY-GAME REGULAR-SEASON STATISTICS (STEELERS)

| DATE | OPPONENT | P/S | RECEIVING | | | | | RUSHING | | | | | W/L | SCORE |
|-------------|-------------|------|------------------|------|------|----|----|---------|------|------|----|----|--------|-------|
| | | | NO. | YDS. | AVG. | LG | TD | NO. | YDS. | AVG. | LG | TD | | |
| 09/11 | at Bengals | S | 5 | 75 | 15.0 | 31 | 0 | 0 | 0.0 | 0 | 0 | W | 23-20+ | |
| 09/18 | Patriots | S | 4 | 22 | 5.5 | 8t | 1 | 0 | 0 | 0.0 | 0 | 0 | L | 14-17 |
| 09/22 | at Browns | S | 2 | 41 | 20.5 | 26 | 0 | 0 | 0 | 0.0 | 0 | 0 | L | 17-29 |
| 10/02 | Jets | S | 7 | 85 | 12.1 | 24 | 0 | 0 | 0 | 0.0 | 0 | 0 | L | 20-24 |
| 10/09 | at Bills | P | 2 | 12 | 6.0 | 8 | 0 | 0 | 0 | 0.0 | 0 | 0 | L | 3-38 |
| 10/16 | Buccaneers | | ON INACTIVE LIST | | | | | | | | | | W | 20-18 |
| 10/23 | at Dolphins | P | 8 | 75 | 9.4 | 21 | 0 | 0 | 0.0 | 0 | 0 | L | 10-16 | |
| 10/30 | at Eagles | P | 4 | 57 | 14.3 | 21 | 0 | 0 | 0 | 0.0 | 0 | 0 | L | 13-35 |
| 11/13 | Saints | S | 4 | 36 | 9.0 | 12 | 0 | 0 | 0 | 0.0 | 0 | 0 | W | 20-10 |
| 11/20 | Bengals | P | 8 | 79 | 9.9 | 27 | 0 | 0 | 0 | 0.0 | 0 | 0 | L | 30-37 |
| 11/28 | at Colts | P | 3 | 39 | 13.0 | 17 | 0 | 0 | 0 | 0.0 | 0 | 0 | W | 24-17 |
| 12/04 | at Falcons | S | 3 | 76 | 25.3 | 57 | 0 | 0 | 0 | 0.0 | 0 | 0 | W | 19-16 |
| 12/11 | Ravens | S | 3 | 33 | 11.0 | 14 | 1 | 0 | 0 | 0.0 | 0 | 0 | L | 14-16 |
| 12/18 | at Panthers | P | 0 | 0 | 0.0 | 0 | 0 | 0 | 0 | 0.0 | 0 | 0 | W | 24-16 |
| 12/24 | Raiders | S | 7 | 66 | 9.4 | 17 | 0 | 0 | 0 | 0.0 | 0 | 0 | W | 13-10 |
| 01/01 | at Ravens | P | 3 | 36 | 12.0 | 20 | 0 | 0 | 0 | 0.0 | 0 | 0 | W | 16-13 |
| 01/08 | Browns | P | 0 | 0 | 0.0 | 0 | 0 | 0 | 0 | 0.0 | 0 | 0 | W | 28-14 |
| 2022 TOTALS | | 16-8 | 63 | 732 | 11.6 | 57 | 2 | 0 | 0 | 0.0 | 0 | 0 | 9-8 | |

+ - Overtime

2021 GAME-BY-GAME REGULAR-SEASON STATISTICS (STEELERS)

| DATE | OPPONENT | P/S | RECEIVING | | | | | RUSHING | | | | | W/L/T | SCORE |
|--------------------|-------------|-------------|-----------|------------|------------|-----------|----------|----------|----------|------------|----------|----------|--------------|--------|
| | | | NO. | YDS. | AVG. | LG | TD | NO. | YDS. | AVG. | LG | TD | | |
| 09/12 | at Bills | S | 1 | 24 | 24.0 | 24 | 0 | 0 | 0 | 0.0 | 0 | 0 | W | 23-16 |
| 09/19 | Raiders | S | 4 | 36 | 9.0 | 14 | 0 | 0 | 0 | 0.0 | 0 | 0 | L | 17-26 |
| 09/26 | Bengals | P | 3 | 22 | 7.3 | 15 | 1 | 0 | 0 | 0.0 | 0 | 0 | L | 10-24 |
| 10/03 | at Packers | S | 1 | 11 | 11.0 | 11 | 0 | 0 | 0 | 0.0 | 0 | 0 | L | 17-27 |
| 10/10 | Broncos | P | 2 | 7 | 3.5 | 4 | 0 | 0 | 0 | 0.0 | 0 | 0 | W | 27-19 |
| 10/17 | Seahawks | P | 7 | 58 | 8.3 | 12 | 0 | 0 | 0 | 0.0 | 0 | 0 | W | 23-20+ |
| 10/31 | at Browns | P | 4 | 44 | 11.0 | 22 | 1 | 0 | 0 | 0.0 | 0 | 0 | W | 15-10 |
| 11/08 | Bears | S | 5 | 43 | 8.6 | 13 | 2 | 0 | 0 | 0.0 | 0 | 0 | W | 29-27 |
| 11/14 | Lions | S | 5 | 31 | 6.2 | 10 | 0 | 0 | 0 | 0.0 | 0 | 0 | T | 16-16 |
| 11/21 | at Chargers | S | 4 | 11 | 2.8 | 5t | 1 | 0 | 0 | 0.0 | 0 | 0 | L | 37-41 |
| 11/28 | at Bengals | S | 4 | 40 | 10.0 | 15t | 1 | 0 | 0 | 0.0 | 0 | 0 | L | 10-41 |
| 12/05 | Ravens | S | 3 | 26 | 8.7 | 17 | 0 | 0 | 0 | 0.0 | 0 | 0 | W | 20-19 |
| 12/09 | at Vikings | P | 2 | 32 | 16.0 | 17 | 1 | 0 | 0 | 0.0 | 0 | 0 | L | 28-36 |
| 12/19 | Titans | S | 4 | 37 | 9.3 | 14 | 0 | 0 | 0 | 0.0 | 0 | 0 | W | 19-13 |
| 12/26 | at Chiefs | | | | | | | | | | | | L | 10-36 |
| 01/03 | Browns | P | 5 | 22 | 4.4 | 12 | 0 | 0 | 0 | 0.0 | 0 | 0 | W | 26-14 |
| 01/09 | at Ravens | P | 6 | 53 | 8.8 | 14 | 0 | 0 | 0 | 0.0 | 0 | 0 | W | 16-13+ |
| 2021 TOTALS | | 16-9 | 60 | 497 | 8.3 | 24 | 7 | 0 | 0 | 0.0 | 0 | 0 | 9-7-1 | |

+ - Overtime



44

LINEBACKER

MARKUS GOLDEN

HEIGHT: 6-3
 WEIGHT: 260
 BORN: March 13, 1991
 COLLEGE: Missouri
 BIRTHPLACE: St. Louis, MO
 HOW ACQUIRED: FA '23
 NFL EXPERIENCE: 9th year

PRO CAREER

- ✦ Has played in 111 games (68 starts) over his eight-year NFL career (Arizona 2015-18, 2020-22; N.Y. Giants 2019-20)
- ✦ Registered 323 tackles (206 solo), 47.0 sacks, 130 quarterback hits, 62 tackles for loss, one interception, seven passes defended, 11 forced fumbles and five fumble recoveries
- ✦ His 47.0 career sacks are tied for the 23rd-most of any active NFL player
- ✦ Made NFL debut in Week 1 of 2015 (vs. New Orleans)
- ✦ Made NFL starting debut in Week 6 of 2015 (at Pittsburgh)
- ✦ Recorded 48 tackles, 11.0 sacks, 10 tackles for loss, 19 quarterback hits, four forced fumbles (three strip sacks) and two fumble recoveries in 2021
- ✦ Joined NFL Defensive Player of the Year T.J. Watt as the only players in the NFL with 10 or more sacks, four or more forced fumbles and two or more fumble recoveries in 2021
- ✦ Registered 2.0+ sacks in a game three times in 2021
- ✦ Recorded four such games in his first six NFL seasons combined (2015-20)
- ✦ The 2021 season was Golden's third with 10.0 or more sacks and his second as a member of the Cardinals (12.5 in 2016)
- ✦ Dating back to 2016, only Pro Bowl pass rushers Chandler Jones (5), Myles Garrett (4), Joey Bosa (4), Cameron Jordan (4) and T.J. Watt (4) have more seasons with 10.0 or more sacks
- ✦ Set single-season career highs in tackles (72) and QB hits (27) while leading the Giants with 10.0 sacks during his first season with New York in 2019
- ✦ Had career highs with 12.5 sacks (tied for third in the NFL), 16 tackles for loss and four forced fumbles during breakout campaign with the Cardinals in 2016

2022 (CARDINALS)

- ✦ Played in all 17 regular-season games (14 starts)
- ✦ Registered 48 tackles (22 solo), 2.5 sacks, 20 quarterback hits and seven tackles for loss
- ✦ Recorded four tackles, including one for loss, at Carolina in Week 4
- ✦ Recorded eight tackles with a sack, two tackles for loss and a quarterback hit in his 100th career NFL game at Seattle in Week 6
- ✦ Recorded four tackles, two quarterback hits and one tackle for loss at Minnesota in Week 8
- ✦ Registered six tackles, 0.5 sacks, four quarterback hits and one tackle for loss vs. Seattle in Week 9
- ✦ Recorded seven tackles, 1.0 sack, one tackle for loss and one quarterback hit at Denver in Week 14

2021 (CARDINALS)

- ✦ Saw action in 16 regular-season games (five starts) and led the team with 11.0 sacks while adding 48 tackles (33 solo), 10 tackles for loss, 19 quarterback hits, four forced fumbles and two fumble recoveries
- ✦ Tied for 11th in the NFL in sacks, tied for seventh in forced fumbles and tied for eighth in fumble recoveries
- ✦ Recorded three tackles, 1.0 sack and a forced fumble for a defense that held Minnesota to just three second half points in Week 2
- ✦ Registered two tackles, 1.0 sack, one tackle for loss and two quarterback hits at Jacksonville in Week 3
- ✦ Tallied five tackles, 2.0 sacks, two quarterback hits, one tackle for loss and one forced fumble at Cleveland in Week 6
- ✦ Joined Steelers LB T.J. Watt as the only NFL players with at least 4.0 sacks and three forced fumbles through six games
- ✦ Registered three tackles (two solo), 2.0 sacks, one tackle for loss, three quarterback hits, one forced fumble and one fumble recovery for a defense that held the Texans to just 42 rushing yards and shut them out in the second half vs. Houston in Week 7
- ✦ His fumble and own recovery resulted in an Arizona TD on the ensuing drive
- ✦ Recorded five tackles (two solo) and two quarterback hits vs. Green Bay in Week 8
- ✦ Registered five tackles (three solo), a career-high 3.0 sacks, three tackles for loss and three quarterback hits for a defense that held the NFL's 10th-ranked rushing offense to just 39 yards on 11 carries at San Francisco in Week 9
- ✦ Recorded three solo tackles and added 1.0 sack, two tackles for loss and one quarterback hit for a defense that held the Seahawks to just 13 points and has allowed 20 or fewer points an NFL-leading eight games through Week 11
- ✦ Reached 10.0 sacks, marking his third career season with 10.0+ sacks and his second with the Cardinals (2016)
- ✦ Registered eight tackles (all solo), 1.0 sack, two tackles for loss and two quarterback hits at Detroit in Week 14

2020 (GIANTS/CARDINALS)

- ✦ Played nine regular-season games (eight starts) with Arizona and recorded 25 tackles, four tackles for loss, 3.0 sacks, 15 quarterback hits, one interception, one forced fumble and one fumble recovery after being acquired by the Cardinals in a Week 7 trade with the N.Y. Giants
- ✦ Registered 10 tackles, 1.5 sacks, two tackles for loss, six quarterback hits and one pass defended in seven games (one start) for the Giants
- ✦ Recorded three tackles, 0.5 sacks and two quarterback hits at Dallas in Week 5
- ✦ Registered five tackles, 1.0 sack and one pass defended in his return to Arizona vs. Miami in Week 9
- ✦ Recorded a team-high three quarterback hits on Thursday Night Football at Seattle in Week 11
- ✦ Registered three tackles, one tackle for loss and his first career interception at New England in Week 12
- ✦ Posted three QB hits and two solo tackles, including a third-down stop to force a field goal in the third quarter vs. L.A. Rams in Week 13
- ✦ Tallied two tackles, 1.0 sack, one quarterback hit, one forced fumble and one fumble recovery at N.Y. Giants in Week 14
- ✦ Registered five tackles, one tackle for loss and one quarterback hit vs. Philadelphia in Week 15

2019 (GIANTS)

- ✦ Started all 16 regular-season games and led the Giants with 10.0 sacks while setting career highs in tackles (72) and quarterback hits (27)
- ✦ First Giants player with double-digit sacks since Jason Pierre-Paul (12.5 in 2014) and the first Giants LB to accomplish the feat since Lawrence Taylor had 10.5 in 1990
- ✦ Totaled six tackles, 1.0 sack and two quarterback hits vs. Buffalo in Week 2
- ✦ Tallied five tackles, 2.0 sacks and four quarterback hits at Tampa Bay in Week 3
- ✦ Returned a Tom Brady fumble 42 yards for his first career TD at New England in Week 6
- ✦ Registered three tackles, 0.5 sacks, one quarterback hit and one fumble recovery against the Patriots
- ✦ Recorded four tackles, 1.0 sack, two tackles for loss and two quarterback hits at N.Y. Jets in Week 10
- ✦ Collected four tackles, matched a career-high with three tackles for loss and sacked QB Mitch Trubisky on third-and-10 to force a punt at Chicago in Week 12
- ✦ Recorded a season-high eight tackles and one quarterback vs. Green Bay in Week 13
- ✦ Recorded a season-high four quarterback hits and sacked QB Carson Wentz for a 12-yard loss on third-and-13 to end the Eagles opening possession at Philadelphia in Week 14

2018 (CARDINALS)

- ✦ Played in, and started, 11 regular-season games
- ✦ Registered 30 tackles (25 solo), five tackles for loss, 2.5 sacks, two passes defended and six quarterback hits
- ✦ Returned to the starting lineup vs. Chicago in Week 3 after missing 14 games due to a knee injury suffered the previous season

2017 (CARDINALS)

- ✦ Started the first four games of the season and registered 11 tackles, one tackle for loss and four quarterback hits before suffering a season-ending knee injury
- ✦ Registered four tackles and a quarterback hit at Indianapolis in Week 2
- ✦ Recorded three tackles, one for loss and three quarterback hits vs. Dallas in Week 3

2016 (CARDINALS)

- ✦ Played in all 16 regular-season games (three starts) and tied for third in the NFL with a career-high and team-leading 12.5 sacks
- ✦ Led the team with 16 tackles for loss and tied for the team lead with four forced fumbles
- ✦ First player in franchise history with at least one sack in each of the first five games of a season and finished the year with at least one sack in each of the final four contests
- ✦ Combined with Chandler Jones (11.0) to become the Cardinals' first double-digit sacks duo since 1984 and just the third in franchise history
- ✦ Registered 51 tackles (41 solo), one pass defended, one fumble recovery and 22 quarterback hits
- ✦ Recorded two tackles, one for loss, 1.0 sack and one forced fumble of Jimmy Garoppolo in the second quarter that led to a Cardinals' touchdown vs. New England in Week 1
- ✦ Collected two tackles, one for loss and 1.0 sack vs. L.A. Rams in Week 4
- ✦ Registered at least 1.0 sack in his fourth straight game, joining Chandler Jones as the only players in team history with a sack in each of a season's first four games
- ✦ Recorded a career-high 10 tackles and 2.0 sacks while adding two tackles for loss and three quarterback hits at San Francisco in Week 5
- ✦ First player in team history with at least 1.0 sack in each of first five games of a season
- ✦ First player with 10.0+ sacks in a season for the Cardinals since John Abraham (11.5 in 2013)
- ✦ Registered a career-best 2.5 sacks, a team-high three tackles for loss, three quarterback hits, one pass defended and one forced fumble at L.A. Rams in Week 17

2015 (CARDINALS)

- ✦ Played in 15 regular-season games (six starts) and registered 30 tackles (20 solo), 4.0 sacks, 12 quarterback hits, four tackles for loss, two forced fumbles and one special teams tackle
- ✦ Started both playoff games and had 10 tackles and one quarterback hit
- ✦ Recorded three tackles in his NFL debut vs. New Orleans in Week 1
- ✦ Registered two tackles and his first career sack at Chicago in Week 2
- ✦ Made first career start and recorded a season-high six tackles, including two for loss at Pittsburgh in Week 6
- ✦ Notched three tackles, one for loss and contributed 0.5 sacks to the Cardinals third-best single-game sacks total (9.0) in franchise history vs. Green Bay in Week 16
- ✦ Marked the team's most sacks in a game since recording 10.0 at Philadelphia in 1986
- ✦ Registered three tackles and one quarterback hit in the Divisional Playoff vs. Green Bay
- ✦ Recorded seven tackles, including one for loss, in NFC Championship Game at Carolina

TRANSACTIONS

- ✦ Signed a one-year contract with Pittsburgh on May 24, 2023
- ✦ Released by Arizona on March 10, 2023
- ✦ Signed a one-year contract extension with the Cardinals on Sept. 9, 2022
- ✦ Signed a two-year contract with Arizona on March 18, 2021
- ✦ Traded to the N.Y. Giants on Oct. 23, 2020 for a sixth-round pick (201st overall, Rodarius Williams) in the 2021 NFL Draft
- ✦ Signed a one-year contract with the Giants on March 14, 2019
- ✦ Signed a four-year contract with the Cardinals on May 14, 2015
- ✦ Drafted by Arizona in the second round (58th overall) in the 2015 NFL Draft

COLLEGE

- ✦ In three seasons at Missouri (2012-14), appeared in 39 games (13 starts) and registered 143 tackles, 33 tackles for loss, 16.5 sacks, five forced fumbles, five fumble recoveries and one interception
- ✦ Returned a fumble recovery 30 yards for a TD (2014) and his only career interception 70 yards for a TD (2013)
- ✦ Voted a team co-captain by his teammates as a senior in 2014
- ✦ Started 13 games and earned second-team All-SEC honors from the league's coaches and was an Associated Press honorable mention All-SEC selection as well
- ✦ Registered 78 tackles, 20 tackles for loss, 10.0 sacks, three forced fumbles, three fumble recoveries and 12 quarterback hurries in 2014
- ✦ Earned MVP honors at the Citrus Bowl with a game-high 10 tackles, four tackles for loss, one forced fumble and 1.5 sacks
- ✦ Led Missouri's defensive lineman with 55 tackles in 2013, adding 13 tackles for loss and 6.5 sacks with eight passes defended
- ✦ Appeared in all 12 games in 2012, playing primarily on special teams in his first season with Missouri after transferring from Hutchinson Junior College
- ✦ Recorded 90 tackles, 26 for loss, 10.0 sacks, five forced fumbles and a pair of interceptions as a freshman at Hutchinson JC in 2010

PERSONAL

- Record-setting running back and linebacker at Affton (St. Louis, Mo.) High School
- As a senior in 2011, ran for a record 2,264 yards and 30 TDs while collecting 108 tackles and 10.0 sacks
- Registered a school-record 168 tackles and 16.0 sacks as a junior in 2010, while rushing for 1,139 yards and 16 TDs
- Team captain each of his final two years
- His high school number (#2) was retired in May 2015
- Hosted his fifth annual free youth football camp in his hometown of St. Louis in June of 2023

REGULAR SEASON COMPARISON: DEFENSIVE - LOS ANGELES RAMS

| DATE | OPP | W/L | GP/GS | TOT | TACKLES | | ASST | SACK | YDS. | INT | TFL | PD | QBH | TD | MISC | |
|---------------|------------|------------|-------------|-----------|-----------|----------|------------|-------------|----------|----------|----------|-----------|----------|----------|----------|----------|
| | | | | | SOLO | FF | | | | | | | | | | |
| 10/4/15 | ARZ vs. SL | L | P | 2 | 1 | 1 | 1 | 0.5 | 3.5 | 0 | 0 | 0 | 1 | 0 | 0 | 0 |
| 12/6/15 | ARZ @ SL | W | S | 1 | 1 | 1 | 0 | 0.0 | 0.0 | 0 | 0 | 0 | 0 | 0 | 0 | 0 |
| 10/2/16 | ARZ vs. LA | L | P | 2 | 2 | 2 | 0 | 1.0 | 14.0 | 0 | 1 | 0 | 2 | 0 | 0 | 0 |
| 1/1/17 | ARZ @ LA | W | P | 4 | 3 | 1 | 1 | 2.5 | 20.0 | 0 | 3 | 1 | 2 | 0 | 1 | 0 |
| 10/4/20 | NYG @ LA | L | P | 1 | 0 | 1 | 0 | 0.0 | 0.0 | 0 | 0 | 0 | 0 | 0 | 0 | 0 |
| 12/6/20 | ARZ vs. LA | L | S | 2 | 2 | 0 | 0 | 0.0 | 0.0 | 0 | 0 | 0 | 3 | 0 | 0 | 0 |
| 1/3/21 | ARZ @ LA | L | S | 3 | 2 | 1 | 1 | 1.0 | 8.0 | 0 | 1 | 0 | 3 | 0 | 0 | 0 |
| 10/3/21 | ARZ @ LA | W | S | 2 | 2 | 0 | 0 | 0.0 | 0.0 | 0 | 0 | 0 | 1 | 0 | 1 | 0 |
| 12/13/21 | ARZ vs. LA | L | P | 0 | 0 | 0 | 0 | 0.0 | 0.0 | 0 | 0 | 0 | 1 | 0 | 0 | 0 |
| 9/25/22 | ARZ vs. LA | L | S | 1 | 1 | 0 | 0 | 0.0 | 0.0 | 0 | 0 | 0 | 2 | 0 | 0 | 0 |
| 11/13/22 | ARZ @ LA | W | S | 2 | 0 | 2 | 0 | 0.0 | 0.0 | 0 | 0 | 0 | 1 | 0 | 0 | 0 |
| TOTALS | | 4/7 | 11/6 | 20 | 14 | 6 | 5.0 | 45.5 | 0 | 5 | 1 | 16 | 0 | 2 | 0 | 0 |

POSTSEASON COMPARISON: DEFENSIVE - LOS ANGELES RAMS

| DATE | OPP | W/L | GP/GS | TOT | TACKLES | | ASST | SACK | YDS. | INT | TFL | PD | QBH | TD | MISC | |
|---------------|----------|------------|------------|----------|----------|----------|------------|------------|----------|----------|----------|----------|----------|----------|----------|----------|
| | | | | | SOLO | FF | | | | | | | | | | |
| 1/17/22 | ARZ @ LA | L | P | 3 | 2 | 1 | 1.0 | 7.0 | 0 | 1 | 0 | 1 | 0 | 0 | 0 | 0 |
| TOTALS | | 0/1 | 1/0 | 3 | 2 | 1 | 1.0 | 7.0 | 0 | 1 | 0 | 1 | 0 | 0 | 0 | 0 |

MARKUS GOLDEN'S NFL REGULAR SEASON DEFENSIVE STATISTICS

| DATE | TEAM | GP | GS | TACKLES | | | | | | INTERCEPTIONS | | | | O. FUMB | | | ST | | | | MISC | | | | | | | |
|-----------------------------------|-----------|------------|-----------|------------|------------|------------|-----------|------------|-------------|---------------|------------|----------|----------|----------|----------|----------|-----------|----------|----------|-----------|----------|----------|----------|----------|----------|----------|----------|----------|
| | | | | TK | S | A | TFL | YDS | SK | YDS | QBH | NO | YDS | LG | TD | PD | FF | FR | TD | YDS | TK | S | A | FF | FR | S | A | |
| 2015 | Cardinals | 15 | 6 | 30 | 20 | 10 | 4 | 11 | 4.0 | 29.0 | 12 | 0 | 0 | 0 | 0 | 2 | 0 | 0 | 0 | 1 | 1 | 0 | 0 | 0 | 0 | 0 | 0 | |
| 2016 | Cardinals | 16 | 3 | 51 | 41 | 10 | 16 | 93 | 12.5 | 96.5 | 22 | 0 | 0 | 0 | 1 | 4 | 1 | 0 | 20 | 0 | 0 | 0 | 0 | 0 | 0 | 0 | 0 | |
| 2017 | Cardinals | 4 | 4 | 11 | 11 | 0 | 1 | 8 | 0.0 | 0.0 | 4 | 0 | 0 | 0 | 0 | 0 | 0 | 0 | 0 | 0 | 0 | 0 | 0 | 0 | 0 | 0 | 0 | |
| 2018 | Cardinals | 11 | 11 | 30 | 25 | 5 | 5 | 14 | 2.5 | 17.0 | 6 | 0 | 0 | 0 | 2 | 0 | 0 | 0 | 0 | 0 | 0 | 0 | 0 | 0 | 0 | 0 | 0 | |
| 2019 | Giants | 16 | 16 | 72 | 37 | 35 | 13 | 60 | 10.0 | 71.5 | 27 | 0 | 0 | 0 | 0 | 1 | 1 | 42 | 0 | 0 | 0 | 0 | 0 | 0 | 0 | 0 | 0 | |
| 2020 | Giants | 7 | 1 | 10 | 4 | 6 | 2 | 10 | 1.5 | 8.5 | 6 | 0 | 0 | 0 | 1 | 0 | 0 | 0 | 0 | 0 | 0 | 0 | 0 | 0 | 0 | 0 | 0 | |
| Went from N.Y. Giants to Arizona. | | | | | | | | | | | | | | | | | | | | | | | | | | | | |
| 2020 | Cardinals | 9 | 8 | 23 | 13 | 10 | 4 | 32 | 3.0 | 25.0 | 14 | 1 | 1 | 1 | 0 | 2 | 1 | 1 | 0 | 30 | 0 | 0 | 0 | 0 | 0 | 0 | 0 | 0 |
| 2020 | TOTAL | 16 | 9 | 33 | 17 | 16 | 6 | 42 | 4.5 | 33.5 | 20 | 1 | 1 | 1 | 0 | 3 | 1 | 1 | 0 | 30 | 0 | 0 | 0 | 0 | 0 | 0 | 0 | 0 |
| 2021 | Cardinals | 16 | 5 | 48 | 33 | 15 | 10 | 57 | 11.0 | 50.0 | 19 | 0 | 0 | 0 | 1 | 4 | 2 | 0 | 0 | 0 | 0 | 0 | 0 | 0 | 0 | 0 | 0 | 0 |
| 2022 | Cardinals | 17 | 14 | 48 | 22 | 26 | 7 | 21 | 2.5 | 14.5 | 20 | 0 | 0 | 0 | 0 | 0 | 0 | 0 | 0 | 0 | 0 | 0 | 0 | 0 | 0 | 0 | 0 | 0 |
| 2023 | Steelers | 5 | 0 | 7 | 5 | 2 | 2 | 9 | 2.0 | 9.0 | 3 | 0 | 0 | 0 | 0 | 0 | 0 | 0 | 0 | 0 | 0 | 0 | 0 | 0 | 0 | 0 | 0 | 0 |
| NFL TOTALS | | 116 | 68 | 330 | 211 | 119 | 64 | 315 | 49.0 | 321.0 | 133 | 1 | 1 | 1 | 0 | 7 | 11 | 5 | 1 | 92 | 1 | 1 | 0 | 0 | 0 | 0 | 0 | 0 |

MARKUS GOLDEN'S NFL POSTSEASON DEFENSIVE STATISTICS

| DATE | TEAM | GP | GS | TACKLES | | | | | | INTERCEPTIONS | | | | O. FUMB | | | ST | | | | MISC | | | | | | |
|-------------------|-----------|----------|----------|-----------|----------|----------|----------|----------|------------|---------------|----------|----------|----------|----------|----------|----------|----------|----------|----------|----------|----------|----------|----------|----------|----------|----------|----------|
| | | | | TK | S | A | TFL | YDS | SK | YDS | QBH | NO | YDS | LG | TD | PD | FF | FR | TD | YDS | TK | S | A | FF | FR | S | A |
| 2015 | Cardinals | 2 | 2 | 10 | 4 | 6 | 1 | 1 | 0.0 | 0.0 | 1 | 0 | 0 | 0 | 0 | 0 | 0 | 0 | 0 | 0 | 0 | 0 | 0 | 0 | 0 | 0 | 0 |
| 2021 | Cardinals | 1 | 0 | 3 | 2 | 1 | 1 | 7 | 1.0 | 7.0 | 1 | 0 | 0 | 0 | 0 | 0 | 0 | 0 | 0 | 0 | 0 | 0 | 0 | 0 | 0 | 0 | 0 |
| NFL TOTALS | | 3 | 2 | 13 | 6 | 7 | 2 | 8 | 1.0 | 7.0 | 2 | 0 | 0 | 0 | 0 | 0 | 0 | 0 | 0 | 0 | 0 | 0 | 0 | 0 | 0 | 0 | 0 |

SINGLE-GAME HIGHS: DEFENSIVE

- | | | | |
|--------------------------|---|----------------------------------|---|
| Total Tackles | 10 at San Francisco 49ers, Oct 06, 2016 8 at Seattle Seahawks, Oct 16, 2022 ...2 more at 8. | Tackles For Loss | 3 at San Francisco 49ers, Nov 07, 2021 3 at Chicago Bears, Nov 24, 2019 ...1 more at 3. |
| Solo Tackles | 8 at Detroit Lions, Dec 19, 2021 7 vs. San Francisco 49ers, Oct 28, 2018 ...1 more at 7. | Interceptions | 1 at New England Patriots, Nov 29, 2020 1 at New England Patriots, Nov 29, 2020 |
| Sacks | 3.0 at San Francisco 49ers, Nov 07, 2021 2.5 at Los Angeles Rams, Jan 01, 2017 | Special Teams Tackles | 1 vs. St. Louis Rams, Oct 04, 2015 |
| Passes Defensed | 1 at Tennessee Titans, Sep 12, 2021 1 at New England Patriots, Nov 29, 2020 ...5 more at 1. | Longest Opp Fumble Return | 42 at New England Patriots, Oct 13, 2019 30 at New York Giants, Dec 13, 2020 |
| Forced Fumbles | 1 vs. Houston Texans, Oct 24, 2021 1 at Cleveland Browns, Oct 17, 2021 ...9 more at 1. | | |
| Fumble Recoveries | 1 vs. Houston Texans, Oct 24, 2021 1 at Tennessee Titans, Sep 12, 2021 ...3 more at 1. | | |

2020 GAME-BY-GAME REGULAR-SEASON STATISTICS (GIANTS/CARDINALS)

Table with columns: DATE, OPPONENT, P/S, TACKLES (TK, S, A, SK, YDS, TFL, YDS, QBH), INTERCEPTIONS (NO, YDS, LG, TD, PD), O. FUMB (FF, FR, TD, YDS), ST (TK, S, A, FF, FR), MISC (S, A), W/L, SCORE. Rows include games from 09/14 to 01/03 and 2020 TOTALS.

Went from Giants to Cardinals.

2019 GAME-BY-GAME REGULAR-SEASON STATISTICS (GIANTS)

Table with columns: DATE, OPPONENT, P/S, TACKLES (TK, S, A, SK, YDS, TFL, YDS, QBH), INTERCEPTIONS (NO, YDS, LG, TD, PD), O. FUMB (FF, FR, TD, YDS), ST (TK, S, A, FF, FR), MISC (S, A), W/L, SCORE. Rows include games from 09/08 to 12/29 and 2019 TOTALS.

+ - Overtime

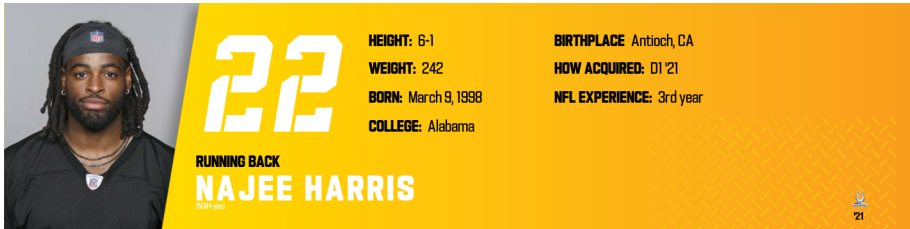
2018 GAME-BY-GAME REGULAR-SEASON STATISTICS (CARDINALS)

Table with columns: DATE, OPPONENT, P/S, TACKLES (TK, S, A, SK, YDS, TFL, YDS, QBH), INTERCEPTIONS (NO, YDS, LG, TD, PD), O. FUMB (FF, FR, TD, YDS), ST (TK, S, A, FF, FR), MISC (S, A), W/L, SCORE. Rows include games from 09/09 to 12/30 and 2018 TOTALS.

2017 GAME-BY-GAME REGULAR-SEASON STATISTICS (CARDINALS)

Table with columns: DATE, OPPONENT, P/S, TACKLES (TK, S, A, SK, YDS, TFL, YDS, QBH), INTERCEPTIONS (NO, YDS, LG, TD, PD), O. FUMB (FF, FR, TD, YDS), ST (TK, S, A, FF, FR), MISC (S, A), W/L, SCORE. Rows include games from 09/10 to 12/31 and 2017 TOTALS.

+ - Overtime



22

HEIGHT: 6-1
WEIGHT: 242
BORN: March 9, 1998
COLLEGE: Alabama

BIRTHPLACE: Antioch, CA
HOW ACQUIRED: D1 '21
NFL EXPERIENCE: 3rd year

RUNNING BACK
NAJEE HARRIS
(180 lbs)

21

PRO CAREER

- ✦ Has played in 34 regular-season games (34 starts)
- ✦ Has recorded 2,234 rushing yards and 14 rushing touchdowns on 579 attempts and added 115 catches for 696 yards and six receiving touchdowns
- ✦ First running back in franchise history to rush for at least 1,000 yards in each of his first two seasons in the NFL
- ✦ Went 430 scrimmage touches (347 rushes and 83 receptions) to open his career without a fumble, which was tied for seventh-most scrimmage touches without a fumble to open a career in NFL history
- ✦ His 2,234 rush yards are the sixth-most in the NFL since the start of the 2021 season
- ✦ His 2,930 scrimmage yards are the sixth-most by a running back in the NFL since the start of the 2021 season
- ✦ One of two players in the NFL with 2,200 or more rushing yards and 650 or more receiving yards since the start of the 2021 season
- ✦ One of two players in franchise history with 2,200 or more rushing yards and 650 or more receiving yards in the first two years in the NFL
- ✦ Selected to the Pro Bowl as a rookie in 2021
- ✦ Made NFL debut in Week 1 of 2021 (at Buffalo)
- ✦ Made NFL starting debut in Week 1 of 2021 (at Buffalo)

2022 (STEELERS)

- ✦ Started all 17 regular-season games
- ✦ Registered 1,034 rushing yards and seven rushing touchdowns on 272 carries and added on 41 receptions for 229 yards and three touchdowns
- ✦ Was voted one of the Steelers' two offensive team captains by his teammates
- ✦ Eclipsed 1,000 yards rushing for the second consecutive season
- ✦ Led the team in total touchdowns (10)
- ✦ Finished fourth in the AFC in rushes, tied-fifth in rushing touchdowns and sixth in rushing yards
- ✦ Ranked third in the League in rushes (164) and rushing yards (673) and tied-fifth in rushing touchdowns (five) after the Bye Week (Weeks 10 through 18)
- ✦ Broke off a 36-yard run in Week 10 vs. New Orleans, the Steelers' longest run of the season and longest run since he had a career-best 37-yard touchdown run in Week 17 vs. Cleveland in 2021
- ✦ His 56 rushing yards (on five carries) in Week 10 were the most by a Steelers running back in a first quarter since James Conner had 62 yards (on eight carries) in Week 5 of 2018 vs. Atlanta
- ✦ Recorded his first career game with multiple rushing touchdowns (two) in Week 11 vs. Cincinnati, leading the team with 20 carries for 90 yards along with 26 receiving yards on four receptions
- ✦ Notched his first game of the season and fourth of his career with 100-plus yards rushing in Week 17 at Baltimore, finishing with 111 rushing yards on 22 attempts
- ✦ His 111 rushing yards in Week 17 were the most by an opposing running back vs. Baltimore since Week 11 of 2020 (Derrick Henry, Tennessee, 133), the most by a Steelers running back vs. Baltimore since Week 4 of 2017 (Le'Veon Bell, 144) and eighth-most in series history
- ✦ Hauled in the game-winning touchdown on a 10-yard pass from QB Kenny Pickett with 56 seconds left in the fourth quarter in Week 17 at Baltimore

2021 (STEELERS)

- ✦ Started in all 17 games as a rookie
- ✦ His 307 carries, 1,200 rushing yards, 74 catches and 467 receiving yards are all ranked the most by a rookie running back in franchise history
- ✦ Was one of five rookie starters, marking the first time the Steelers started at least five rookies in a season opener since 1991
- ✦ His 381 touches without a fumble were the sixth-most by a rookie running back in NFL history
- ✦ Led all NFL running backs in receptions (74) and finished third among running backs in receiving yards (467) behind only Austin Ekeler (647) and Cordarrelle Patterson (548)
- ✦ Scored his first NFL touchdown - a 25-yard TD catch from QB Ben Roethlisberger - in the Steelers home opener (Week 2) vs Las Vegas
- ✦ Led the Steelers with 10 total touchdowns (seven rushing, three receiving)
- ✦ Caught 14 passes for 102 yards in Week 3 vs Cincinnati - his 14 receptions were the most in franchise history by a running back and tied for the third-most in Steelers history by any player, tied for the seventh-most in League history by a running back
- ✦ In Week 3, became the fourth running back in franchise history to post a 100-yard receiving game and the first since Le'Veon Bell (vs Cincinnati 12/4/17)
- ✦ Registered his first 100-yard rushing game in Week 5 vs Denver and repeated the feat in Week 10 vs Detroit
- ✦ Recorded the first multi-TD game of his career in Week 14 vs Minnesota (one pass TD, one rush TD)
- ✦ Led the NFL in touches (377) and finished second in yards after contact (609) behind only Jonathan Taylor

TRANSACTIONS

- ✦ Signed a four-year contract with Pittsburgh on May 25, 2021
- ✦ Drafted by the Steelers in the first round (24th overall) of the 2021 NFL Draft

COLLEGE

- ✦ One of the nation's top running back prospects who passed up on the NFL Draft to return for his senior season at Alabama
- ✦ Crimson Tide's all-time leader for total TDs in a career with 57 (46 rushing, 11 receiving)
- ✦ Alabama's career leader for rushing scores with 46, surpassing the previous record of 42 by Mark Ingram and Derrick Henry
- ✦ Totaled 3,843 career rushing yards to rank atop the Crimson Tide all-time list
- ✦ Amassed 4,624 all-purpose yards for his career, a total that is second all-time at Alabama
- ✦ Averaged 6.0 yards per carry for his career to rank third in Crimson Tide history (minimum 400 carries)
- ✦ Contributed 342 career points to finish fourth in Alabama annals
- ✦ Recorded 13 games of 100-plus rushing yards in his career, including six as a junior and six in his final season (206 at Ole Miss; 152 vs. Georgia; 119 vs. Mississippi State; 145 at LSU; 178 vs. Florida; 125 vs. Notre Dame)
- ✦ 2020 Doak Walker Award winner, presented annually to the nation's top running back
- ✦ Unanimous first-team All-American (AFCA, Associated Press, FWAA, The Sporting News, Walter Camp) in 2020
- ✦ 2020 first-team All-American honors from CBS Sports and ESPN.com
- ✦ 2020 second-team All-American selection by Pro Football Focus and USA Today
- ✦ Selected as a semifinalist for the 2020 Maxwell Award
- ✦ 2020 first-team All-SEC honoree by both the AP and the league coaches
- ✦ Named to the SEC Community Service Team
- ✦ Finalist for the 2020 Jason Witten Man of the Year
- ✦ Led the nation in total TDs (30) and rushing TDs (26) in addition to scoring (180) in 2020
- ✦ Finished second for single-season rushing scores by an Alabama running back with 26 as a senior in 2020
- ✦ Totaled two or more rushing TDs in nine of 13 contests with at least one score in 11 games
- ✦ Led the SEC and finished third in Division I for rushing yards at 1,466
- ✦ Added 43 receptions for 425 yards and four TDs to his senior totals
- ✦ Totaled 1,691 all-purpose yards in 2020, good for sixth in Crimson Tide records for a single season
- ✦ Maxwell Player of the Week honoree following Ole Miss
- ✦ Picked up offensive player of the week accolades from the SEC and Walter Camp following the matchup with the Rebels
- ✦ 2020 SEC Championship Game MVP
- ✦ Earned offensive player of the week recognition from the Alabama coaches for his play at Ole Miss, Auburn, at LSU and Florida in Atlanta

PERSONAL

- ✦ A January 2017 early enrollee who was tabbed as the No. 1 overall prospect in the country by Rivals, Scout and PrepStar
- ✦ Unanimous five-star recruit by every major recruiting outlet
- ✦ Consensus top-rated player in the state of California
- ✦ Third-best prospect overall and No. 2 running back according to 247Composite
- ✦ Ranked ninth in the Top247
- ✦ 11 in ESPN 300 and the second-best running back nationally
- ✦ Played in the 2017 Army All-American Bowl
- ✦ Invited to participate in Nike's "The Opening" in 2015 and 2016
- ✦ Named MVP of the 2016 Rivals 100 Five-Star Challenge
- ✦ 2017 first-team Parade All-American
- ✦ 2016 Bobby Dodd National High School Running Back of the Year
- ✦ 2015 and 2016 first-team All-USA selection by USA Today
- ✦ Finished his career with 7,948 career rushing yards, the fourth-most in California high school football history
- ✦ Rushed for 2,776 yards and 36 TDs during his senior season
- ✦ Ran for 2,744 yards and 36 TDs as a junior in 2015
- ✦ Rushed for 2,263 yards and 23 TDs in his sophomore campaign
- ✦ 2015 Cal-Hi Sports Mr. Football State Player of the Year
- ✦ Named the All-Metro Player of the Year by The San Francisco Chronicle in both 2015 and 2016
- ✦ Played for head coach John Lucido at Antioch
- ✦ Graduated with a degree in interdisciplinary studies

COMMUNITY

- ✦ His foundation partnered with Lowes to help renovate his childhood shelter
- ✦ Helped installed new appliances in the facility
- ✦ Helped pack and sort food for North Texas Food Bank
- ✦ Recorded videos to sick children staying at the Children's Hospital of Mobile, Alabama
- ✦ Da' Bigger Picture Foundation supports underserved families with areas of focus in education, homelessness, addressing hunger and utilizing sports a platform to develop life skills.

NAJEE HARRIS' NFL REGULAR SEASON RUSHING/RECEIVING STATISTICS

| DATE | TEAM | RUSHING | | | | | | | | RECEIVING | | | | |
|-------------------|----------|-----------|-----------|------------|--------------|------------|------------|-----------|------------|------------|------------|-----------|----------|--|
| | | GP | GS | NO. | YDS. | AVG. | LG | TD | NO. | YDS. | AVG. | LG | TD | |
| 2021 | Steelers | 17 | 17 | 307 | 1,200 | 3.9 | 371 | 7 | 74 | 467 | 6.3 | 251 | 3 | |
| 2022 | Steelers | 17 | 17 | 272 | 1,034 | 3.8 | 36 | 7 | 41 | 229 | 5.6 | 19 | 3 | |
| 2023 | Steelers | 5 | 5 | 63 | 247 | 3.9 | 24 | 0 | 5 | 37 | 7.4 | 32 | 0 | |
| NFL TOTALS | | 39 | 39 | 642 | 2,481 | 3.9 | 377 | 14 | 120 | 733 | 6.1 | 32 | 6 | |

NAJEE HARRIS' NFL POSTSEASON RUSHING/RECEIVING STATISTICS

| DATE | TEAM | RUSHING | | | | | | | RECEIVING | | | | |
|-------------------|----------|----------|----------|-----------|-----------|------------|----------|----------|-----------|-----------|-------------|----------|----------|
| | | GP | GS | NO. | YDS. | AVG. | LG | TD | NO. | YDS. | AVG. | LG | TD |
| 2021 | Steelers | 1 | 1 | 12 | 29 | 2.4 | 8 | 0 | 2 | -1 | -0.5 | 0 | 0 |
| NFL TOTALS | | 1 | 1 | 12 | 29 | 2.4 | 8 | 0 | 2 | -1 | -0.5 | 0 | 0 |

NAJEE HARRIS' NFL REGULAR SEASON RETURN STATISTICS

| DATE | TEAM | KICKOFF RETURNS | | | | | PUNT RETURNS | | | | | |
|------------|----------|-----------------|------|------|----|----|--------------|----|------|------|----|----|
| | | RET. | YDS. | AVG. | LG | TD | NO. | FC | YDS. | AVG. | LG | TD |
| 2021 | Steelers | 0 | 0 | 0.0 | 0 | 0 | 0 | 0 | 0 | 0.0 | 0 | 0 |
| 2022 | Steelers | 0 | 0 | 0.0 | 0 | 0 | 0 | 0 | 0 | 0.0 | 0 | 0 |
| 2023 | Steelers | 0 | 0 | 0.0 | 0 | 0 | 0 | 0 | 0 | 0.0 | 0 | 0 |
| NFL TOTALS | | 0 | 0 | 0.0 | 0 | 0 | 0 | 0 | 0 | 0.0 | 0 | 0 |

NAJEE HARRIS' NFL POSTSEASON RETURN STATISTICS

| DATE | TEAM | KICKOFF RETURNS | | | | | PUNT RETURNS | | | | | |
|------------|----------|-----------------|------|------|----|----|--------------|----|------|------|----|----|
| | | RET. | YDS. | AVG. | LG | TD | NO. | FC | YDS. | AVG. | LG | TD |
| 2021 | Steelers | 0 | 0 | 0.0 | 0 | 0 | 0 | 0 | 0 | 0.0 | 0 | 0 |
| NFL TOTALS | | 0 | 0 | 0.0 | 0 | 0 | 0 | 0 | 0 | 0.0 | 0 | 0 |

SINGLE-GAME HIGHS: RUSHING/RECEIVING

| | | | |
|-----------------|---|-----------------------|---|
| Rush Attempts | 28 vs. Cleveland Browns, Jan 03, 2022 26 vs. Detroit Lions, Nov 14, 2021 ...1 more at 26. | Receiving Average | 9.7 at Cleveland Browns, Oct 31, 2021 8.6 vs. Las Vegas Raiders, Sep 19, 2021 |
| Rushing Yards | 188 vs. Cleveland Browns, Jan 03, 2022 122 vs. Denver Broncos, Oct 10, 2021 | Longest Receptions | 32 at Houston Texans, Oct 01, 2023 |
| Rushing Average | 6.7 vs. Cleveland Browns, Jan 03, 2022 5.3 vs. Denver Broncos, Oct 10, 2021 | Receiving TDs | 25t vs. Las Vegas Raiders, Sep 19, 2021 1 at Baltimore Ravens, Jan 01, 2023 |
| Longest Runs | 37t vs. Cleveland Browns, Jan 03, 2022 36 vs. New Orleans Saints, Nov 13, 2022 | All-Purpose Yards | 1 vs. Tampa Bay Buccaneers, Oct 16, 2022 ...4 more at 1. |
| Rushing TDs | 2 vs. Cincinnati Bengals, Nov 20, 2022 1 vs. Cleveland Browns, Jan 08, 2023 ...11 more at 1. | Most TDs | 206 vs. Cleveland Browns, Jan 03, 2022 142 vs. Denver Broncos, Oct 10, 2021 ...1 more at 142. |
| Receptions | 14 vs. Cincinnati Bengals, Sep 26, 2021 6 vs. Las Vegas Raiders, Dec 24, 2022 ...3 more at 6. | Miscellaneous Tackles | 2 vs. Cincinnati Bengals, Nov 20, 2022 2 at Minnesota Vikings, Dec 09, 2021 1 vs. Las Vegas Raiders, Dec 24, 2022 1 vs. New York Jets, Oct 02, 2022 ...3 more at 1. |
| Receiving Yards | 102 vs. Cincinnati Bengals, Sep 26, 2021 46 vs. Seattle Seahawks, Oct 17, 2021 | | |

SINGLE-GAME HIGHS - POSTSEASON: RUSHING/RECEIVING

| | | | |
|-----------------|---|-------------------|--|
| Rush Attempts | 12 at Kansas City Chiefs, Jan 16, 2022 | Longest Runs | 8 at Kansas City Chiefs, Jan 16, 2022 |
| Rushing Yards | 29 at Kansas City Chiefs, Jan 16, 2022 | | 4 at Kansas City Chiefs, Jan 16, 2022 |
| Rushing Average | 2.4 at Kansas City Chiefs, Jan 16, 2022 | | 4 at Kansas City Chiefs, Jan 16, 2022 |
| | | | 4 at Kansas City Chiefs, Jan 16, 2022 ...1 more at 4. |
| | | Receptions | 2 at Kansas City Chiefs, Jan 16, 2022 |
| | | All-Purpose Yards | 28 at Kansas City Chiefs, Jan 16, 2022 |

100-YARD RECEIVING GAMES (1): REGULAR SEASON

| DATE | TEAM | NO. | YDS. | AVG. | LG | TD |
|----------|---------|-----|------|------|----|----|
| 09/26/21 | BENGALS | 14 | 102 | 7.3 | 21 | 0 |

100-YARD RUSHING GAMES (4): REGULAR SEASON

| DATE | TEAM | ATT. | YDS. | AVG. | LG | TD |
|----------|-----------|------|------|------|-----|----|
| 10/10/21 | BRONCOS | 23 | 122 | 5.3 | 20 | 1 |
| 11/14/21 | LIONS | 26 | 105 | 4.0 | 12 | 0 |
| 01/03/22 | BROWNS | 28 | 188 | 6.7 | 37t | 1 |
| 01/01/23 | at Ravens | 22 | 111 | 5.0 | 15 | 0 |

2023 GAME-BY-GAME REGULAR-SEASON STATISTICS (STEELERS)

| DATE | OPPONENT | P/S | RUSHING | | | | | RECEIVING | | | | | W/L | SCORE |
|-------------|------------|-----|---------|------|------|----|----|-----------|------|------|----|----|-----|-------|
| | | | NO. | YDS. | AVG. | LG | TD | NO. | YDS. | AVG. | LG | TD | | |
| 09/10 | 49ers | S | 6 | 31 | 5.2 | 24 | 0 | 2 | 2 | 1.0 | 4 | 0 | L | 7-30 |
| 09/18 | Browns | S | 10 | 43 | 4.3 | 21 | 0 | 1 | 0 | 0.0 | 0 | 0 | W | 26-22 |
| 09/24 | at Raiders | S | 19 | 65 | 3.4 | 17 | 0 | 0 | 0 | 0.0 | 0 | 0 | W | 23-18 |
| 10/01 | at Texans | S | 14 | 71 | 5.1 | 23 | 0 | 1 | 32 | 32.0 | 32 | 0 | L | 6-30 |
| 10/08 | Ravens | S | 14 | 37 | 2.6 | 8 | 0 | 1 | 3 | 3.0 | 3 | 0 | W | 17-10 |
| 2023 TOTALS | | 5-5 | 63 | 247 | 3.9 | 24 | 0 | 5 | 37 | 7.4 | 32 | 0 | 3-2 | |

2022 GAME-BY-GAME REGULAR-SEASON STATISTICS (STEELERS)

| DATE | OPPONENT | P/S | RUSHING | | | | | RECEIVING | | | | | W/L | SCORE |
|--------------------|-------------|-------|------------|--------------|------------|-----------|----------|-----------|------------|------------|-----------|----------|------------|--------|
| | | | NO. | YDS. | AVG. | LG | TD | NO. | YDS. | AVG. | LG | TD | | |
| 09/11 | at Bengals | S | 10 | 23 | 2.3 | 11 | 0 | 2 | 3 | 1.5 | 2 | 1 | W | 23-20+ |
| 09/18 | Patriots | S | 15 | 49 | 3.3 | 8 | 0 | 5 | 40 | 8.0 | 14 | 0 | L | 14-17 |
| 09/22 | at Browns | S | 15 | 56 | 3.7 | 10 | 1 | 3 | 5 | 1.7 | 9 | 0 | L | 17-29 |
| 10/02 | Jets | S | 18 | 74 | 4.1 | 16 | 0 | 0 | 0 | 0.0 | 0 | 0 | L | 20-24 |
| 10/09 | at Bills | S | 11 | 20 | 1.8 | 6 | 0 | 3 | 16 | 5.3 | 9 | 0 | L | 3-38 |
| 10/16 | Buccaneers | S | 14 | 42 | 3.0 | 14 | 0 | 2 | 7 | 3.5 | 6t | 1 | W | 20-18 |
| 10/23 | at Dolphins | S | 17 | 65 | 3.8 | 16 | 0 | 3 | 15 | 5.0 | 12 | 0 | L | 10-16 |
| 10/30 | at Eagles | S | 8 | 32 | 4.0 | 18 | 0 | 6 | 26 | 4.3 | 9 | 0 | L | 13-35 |
| 11/13 | Saints | S | 20 | 99 | 5.0 | 36 | 0 | 0 | 0 | 0.0 | 0 | 0 | W | 20-10 |
| 11/20 | Bengals | S | 20 | 90 | 4.5 | 19t | 2 | 4 | 26 | 6.5 | 12 | 0 | L | 30-37 |
| 11/28 | at Colts | S | 10 | 35 | 3.5 | 8 | 1 | 1 | 4 | 4.0 | 4 | 0 | W | 24-17 |
| 12/04 | at Falcons | S | 17 | 86 | 5.1 | 14 | 0 | 1 | 6 | 6.0 | 6 | 0 | W | 19-16 |
| 12/11 | Ravens | S | 12 | 33 | 2.8 | 8 | 1 | 2 | 17 | 8.5 | 10 | 0 | L | 14-16 |
| 12/18 | at Panthers | S | 24 | 86 | 3.6 | 10 | 1 | 0 | 0 | 0.0 | 0 | 0 | W | 24-16 |
| 12/24 | Raiders | S | 16 | 53 | 3.3 | 14 | 0 | 6 | 42 | 7.0 | 19 | 0 | W | 13-10 |
| 01/01 | at Ravens | S | 22 | 111 | 5.0 | 15 | 0 | 2 | 12 | 6.0 | 10t | 1 | W | 16-13 |
| 01/08 | Browns | S | 23 | 80 | 3.5 | 11 | 1 | 1 | 10 | 10.0 | 10 | 0 | W | 28-14 |
| 2022 TOTALS | | 17-17 | 272 | 1,034 | 3.8 | 36 | 7 | 41 | 229 | 5.6 | 19 | 3 | 9-8 | |

+ - Overtime

2021 GAME-BY-GAME REGULAR-SEASON STATISTICS (STEELERS)

| DATE | OPPONENT | P/S | RUSHING | | | | | RECEIVING | | | | | W/L/T | SCORE |
|--------------------|-------------|-------|------------|--------------|------------|------------|----------|-----------|------------|------------|------------|----------|--------------|--------|
| | | | NO. | YDS. | AVG. | LG | TD | NO. | YDS. | AVG. | LG | TD | | |
| 09/12 | at Bills | S | 16 | 45 | 2.8 | 18 | 0 | 1 | 4 | 4.0 | 4 | 0 | W | 23-16 |
| 09/19 | Raiders | S | 10 | 38 | 3.8 | 14 | 0 | 5 | 43 | 8.6 | 25t | 1 | L | 17-26 |
| 09/26 | Bengals | S | 14 | 40 | 2.9 | 20 | 0 | 14 | 102 | 7.3 | 21 | 0 | L | 10-24 |
| 10/03 | at Packers | S | 15 | 62 | 4.1 | 11 | 1 | 6 | 29 | 4.8 | 9 | 0 | L | 17-27 |
| 10/10 | Broncos | S | 23 | 122 | 5.3 | 20 | 1 | 2 | 20 | 10.0 | 14 | 0 | W | 27-19 |
| 10/17 | Seahawks | S | 24 | 81 | 3.4 | 10 | 0 | 6 | 46 | 7.7 | 12 | 1 | W | 23-20+ |
| 10/31 | at Browns | S | 26 | 91 | 3.5 | 11 | 1 | 3 | 29 | 9.7 | 20 | 0 | W | 15-10 |
| 11/08 | Bears | S | 22 | 62 | 2.8 | 13 | 1 | 3 | 16 | 5.3 | 9 | 0 | W | 29-27 |
| 11/14 | Lions | S | 26 | 105 | 4.0 | 12 | 0 | 4 | 28 | 7.0 | 10 | 0 | T | 16-16 |
| 11/21 | at Chargers | S | 12 | 39 | 3.3 | 12 | 1 | 5 | 20 | 4.0 | 7 | 0 | L | 37-41 |
| 11/28 | at Bengals | S | 8 | 23 | 2.9 | 5 | 0 | 3 | 14 | 4.7 | 12 | 0 | L | 10-41 |
| 12/05 | Ravens | S | 21 | 71 | 3.4 | 13 | 0 | 5 | 36 | 7.2 | 18 | 0 | W | 20-19 |
| 12/09 | at Vikings | S | 20 | 94 | 4.7 | 23 | 1 | 3 | 10 | 3.3 | 6 | 1 | L | 28-36 |
| 12/19 | Titans | S | 12 | 18 | 1.5 | 7 | 0 | 2 | 8 | 4.0 | 5 | 0 | W | 19-13 |
| 12/26 | at Chiefs | S | 19 | 93 | 4.9 | 21 | 0 | 5 | 17 | 3.4 | 6 | 0 | L | 10-36 |
| 01/03 | Browns | S | 28 | 188 | 6.7 | 37t | 1 | 3 | 18 | 6.0 | 13 | 0 | W | 26-14 |
| 01/09 | at Ravens | S | 11 | 28 | 2.5 | 15 | 0 | 4 | 27 | 6.8 | 11 | 0 | W | 16-13+ |
| 2021 TOTALS | | 17-17 | 307 | 1,200 | 3.9 | 37T | 7 | 74 | 467 | 6.3 | 25T | 3 | 9-7-1 | |

+ - Overtime



6

PUNTER

PRESSLEY HARVIN III

HEIGHT: 6-0
WEIGHT: 255
BORN: September 17, 1998
COLLEGE: Georgia Tech
BIRTHPLACE: Alcolu, SC
HOW ACQUIRED: D7b 21
NFL EXPERIENCE: 3rd year

PRO CAREER

- ✦ Has played in 32 games over his two-year career for the Steelers (2021-22)
- ✦ Has punted 129 times for 6,054 yards (43.6-yard average)
- ✦ Has landed 45 punts inside the 20-yard line as opposed to eight touchbacks
- ✦ Made NFL debut in Week 1 of 2021 (at Buffalo)

2022 (STEELERS)

- ✦ Punted in all 17 regular-season games
- ✦ Averaged 44.5 yards per punts on 69 punts for 3,072 yards
- ✦ Landed 20 punts inside the 20-yard line
- ✦ Recorded two punts of 69 yards (Week 2 vs. New England, Week 5 at Buffalo)
- ✦ Pinned the Falcons at their own two-yard line for their last possession of the game in a 19-16 victory in Week 13

2021 (STEELERS)

- ✦ Saw action in 15 games (two games missed were for personal reasons)
- ✦ Landed 25 punts inside the 20-yard line as a rookie
- ✦ Averaged 42.6 yards per punt on 70 punts

TRANSACTIONS

- ✦ Signed a four-year contract with Pittsburgh on May 15, 2021
- ✦ Drafted by the Steelers in the seventh round (254th overall) of the 2021 NFL Draft

COLLEGE

- ✦ Owns school records for punts in a game (13), punt yards in a game (587) and punt average in a season (48.0)
- ✦ Played in 44 career games
- ✦ Punted 210 times for 9,396 yards (44.7-yard average)
- ✦ Put together one of the most decorated individual seasons in Georgia Tech football history in 2020
- ✦ Won the 2020 Ray Guy Award as the nation's top punter
- ✦ Second Yellow Jacket to win the Ray Guy Award (joining Durant Brooks, 2007)
- ✦ First African American to win the Ray Guy Award in its 21-year history
- ✦ Unanimous first-team All-American in 2020, becoming only the third Georgia Tech player to ever earn unanimous All-America honors (joining Ken Swilling, 1990; Calvin Johnson, 2006)
- ✦ Led the nation and set Georgia Tech and Atlantic Coast Conference records with a 48.0-yard punting average in 2020
- ✦ 49% of his punts (22 of 45) traveled 50 or more yards, 47% (21 of 45) were fair caught, 40% (18 of 45) were downed inside the opponent's 20-yard line and only 17% (8 of 45) were returned
- ✦ Averaged at least 51 yards per punt three times in nine games (51.2 vs. UCF on Sept. 19, 51.0 at Boston College on Oct. 24 and 51.0 vs. Pitt on Dec. 10)
- ✦ Finished with a 44.7-yard career punting average, which ranks second in Georgia Tech history behind only Brooks (45.3)

PERSONAL

- ✦ Graduated from Georgia Tech in May 2021 with a B.S. in business administration
- ✦ Oldest of two siblings
- ✦ Began playing football at age seven
- ✦ Accomplished musician that plays multiple instruments and participated in region band two times, holding down first chair on both occasions
- ✦ Member of ACC Academic Honor Roll
- ✦ Nation's No. 4-ranked punter according to ESPN and 247Sports
- ✦ Two-time all-state honoree
- ✦ Averaged 42.5 yards per punt with a long of 72 as a senior
- ✦ Led the state in punting average as a junior and senior
- ✦ Helped lead Sumter to four straight district championships (2013-16), back-to-back regional championships (2015-16) and a state runner-up finish (2014)
- ✦ Also earned four letters in track and field and helped lead Sumter to three straight regional championships as a thrower
- ✦ Four-time academic letterwinner
- ✦ Graduated with a 3.8 grade point average

PRESSLEY HARVIN III'S NFL REGULAR SEASON PUNTING STATISTICS

| DATE | TEAM | GP | NO. | YDS. | AVG. | OPP. RET. | YDS. | NET YDS. | AVG. | TB | IN20 | LG | BK |
|-------------------|----------|-----------|------------|--------------|-------------|-----------|------------|--------------|-------------|-----------|-----------|-----------|----------|
| 2021 | Steelers | 15 | 70 | 2,982 | 42.6 | 32 | 261 | 2,661 | 38.0 | 3 | 25 | 64 | 0 |
| 2022 | Steelers | 17 | 69 | 3,072 | 44.5 | 24 | 137 | 2,835 | 41.1 | 5 | 20 | 69 | 0 |
| 2023 | Steelers | 3 | 19 | 897 | 47.2 | 12 | 85 | 772 | 40.6 | 2 | 8 | 63 | 0 |
| NFL TOTALS | | 35 | 158 | 6,951 | 44.0 | 68 | 483 | 6,268 | 39.7 | 10 | 53 | 69 | 0 |

PRESSLEY HARVIN III'S NFL POSTSEASON PUNTING STATISTICS

| DATE | TEAM | GP | NO. | YDS. | AVG. | OPP. RET. | YDS. | NET YDS. | AVG. | TB | IN20 | LG | BK |
|-------------------|----------|----|-----|------|------|-----------|------|----------|------|----|------|----|----|
| 2021 | Steelers | 1 | 7 | 348 | 49.7 | 4 | 62 | 286 | 40.9 | 0 | 1 | 56 | 0 |
| NFL TOTALS | | 1 | 7 | 348 | 49.7 | 4 | 62 | 286 | 40.9 | 0 | 1 | 56 | 0 |

SINGLE-GAME HIGHS: PUNTER

| | | | |
|---------------------|---|-----------------------|---|
| Punts | 8 at Cincinnati Bengals, Sep 11, 2022 | Net Punting Avg | 46.5 at Las Vegas Raiders, Sep 24, 2023 |
| | 8 at Baltimore Ravens, Jan 09, 2022 | | 46.3 vs. Cleveland Browns, Jan 08, 2023 |
| Gross Punting Yards | 388 at Cincinnati Bengals, Sep 11, 2022 | Longest Punts | 69 at Buffalo Bills, Oct 09, 2022 |
| | 335 vs. Seattle Seahawks, Oct 17, 2021 | | 69 vs. New England Patriots, Sep 18, 2022 |
| Gross Punting Avg | 53.8 at Las Vegas Raiders, Sep 24, 2023 | Inside the 20 | 4 vs. Cleveland Browns, Sep 18, 2023 |
| | 51.5 vs. New England Patriots, Sep 18, 2022 | | 4 vs. Seattle Seahawks, Oct 17, 2021 |
| Net Punting Yards | 337 at Cincinnati Bengals, Sep 11, 2022 | Special Teams Tackles | 1 vs. Detroit Lions, Nov 14, 2021 |
| | 298 at Baltimore Ravens, Jan 09, 2022 | | |

SINGLE-GAME HIGHS - POSTSEASON: PUNTER

| | | | |
|---------------------|--|-----------------|--|
| Punts | 7 at Kansas City Chiefs, Jan 16, 2022 | Net Punting Avg | 40.9 at Kansas City Chiefs, Jan 16, 2022 |
| Gross Punting Yards | 348 at Kansas City Chiefs, Jan 16, 2022 | Longest Punts | 56 at Kansas City Chiefs, Jan 16, 2022 |
| Gross Punting Avg | 49.7 at Kansas City Chiefs, Jan 16, 2022 | Inside the 20 | 1 at Kansas City Chiefs, Jan 16, 2022 |
| Net Punting Yards | 286 at Kansas City Chiefs, Jan 16, 2022 | | |

2023 GAME-BY-GAME REGULAR-SEASON STATISTICS (STEELERS)

| DATE | OPPONENT | P | NO. | YDS. | AVG. | OPP. RET. | YDS. | NET YDS. | AVG | TB | IN20 | LG | BK | W/L | SCORE |
|--------------------|------------|---|-----|------|------|-----------|------------------|----------|------|----|------|----|----|-----|-------|
| 09/10 | 49ers | P | 6 | 254 | 42.3 | 3 | 41 | 213 | 35.5 | 0 | 1 | 57 | 0 | L | 7-30 |
| 09/18 | Browns | P | 7 | 320 | 45.7 | 0 | 0 | 280 | 40.0 | 2 | 4 | 61 | 0 | W | 26-22 |
| 09/24 | at Raiders | P | 6 | 323 | 53.8 | 5 | 44 | 279 | 46.5 | 0 | 3 | 63 | 0 | W | 23-18 |
| 10/01 | at Texans | | | | | | ON INACTIVE LIST | | | | | | | L | 6-30 |
| 10/08 | Ravens | | | | | | ON INACTIVE LIST | | | | | | | W | 17-10 |
| 2023 TOTALS | | 3 | 19 | 897 | 47.2 | 8 | 85 | 772 | 40.6 | 2 | 8 | 63 | 0 | 3-2 | |

2022 GAME-BY-GAME REGULAR-SEASON STATISTICS (STEELERS)


| DATE | OPPONENT | P | NO. | YDS. | AVG. | OPP. RET. | YDS. | NET YDS. | AVG | TB | IN20 | LG | BK | W/L | SCORE |
|--------------------|-------------|----|-----|-------|------|-----------|------|----------|------|----|------|----|----|-----|--------|
| 09/11 | at Bengals | P | 8 | 388 | 48.5 | 5 | 31 | 337 | 42.1 | 1 | 1 | 60 | 0 | W | 23-20+ |
| 09/18 | Patriots | P | 4 | 206 | 51.5 | 3 | 21 | 165 | 41.3 | 1 | 0 | 69 | 0 | L | 14-17 |
| 09/22 | at Browns | P | 5 | 212 | 42.4 | 2 | 11 | 201 | 40.2 | 0 | 1 | 48 | 0 | L | 17-29 |
| 10/02 | Jets | P | 4 | 158 | 39.5 | 0 | 0 | 158 | 39.5 | 0 | 2 | 51 | 0 | L | 20-24 |
| 10/09 | at Bills | P | 4 | 163 | 40.8 | 0 | 0 | 163 | 40.8 | 0 | 1 | 69 | 0 | L | 3-38 |
| 10/16 | Buccaneers | P | 5 | 221 | 44.2 | 3 | 14 | 207 | 41.4 | 0 | 2 | 53 | 0 | W | 20-18 |
| 10/23 | at Dolphins | P | 6 | 251 | 41.8 | 1 | 1 | 250 | 41.7 | 0 | 2 | 57 | 0 | L | 10-16 |
| 10/30 | at Eagles | P | 4 | 180 | 45.0 | 2 | 8 | 172 | 43.0 | 0 | 1 | 55 | 0 | L | 13-35 |
| 11/13 | Saints | P | 3 | 123 | 41.0 | 0 | 0 | 123 | 41.0 | 0 | 2 | 48 | 0 | W | 20-10 |
| 11/20 | Bengals | P | 6 | 273 | 45.5 | 4 | 22 | 251 | 41.8 | 0 | 2 | 56 | 0 | L | 30-37 |
| 11/28 | at Colts | P | 4 | 182 | 45.5 | 0 | 0 | 182 | 45.5 | 1 | 2 | 54 | 0 | W | 24-17 |
| 12/04 | at Falcons | P | 2 | 85 | 42.5 | 0 | 0 | 85 | 42.5 | 0 | 1 | 47 | 0 | W | 19-16 |
| 12/11 | Ravens | P | 3 | 111 | 37.0 | 1 | 9 | 82 | 27.3 | 1 | 0 | 48 | 0 | L | 14-16 |
| 12/18 | at Panthers | P | 3 | 136 | 45.3 | 0 | 0 | 116 | 38.7 | 1 | 0 | 54 | 0 | W | 24-16 |
| 12/24 | Raiders | P | 3 | 140 | 46.7 | 1 | 13 | 127 | 42.3 | 0 | 1 | 55 | 0 | W | 13-10 |
| 01/01 | at Ravens | P | 2 | 99 | 49.5 | 1 | 2 | 97 | 48.5 | 0 | 1 | 51 | 0 | W | 16-13 |
| 01/08 | Browns | P | 3 | 144 | 48.0 | 1 | 5 | 139 | 46.3 | 0 | 1 | 57 | 0 | W | 28-14 |
| 2022 TOTALS | | 17 | 69 | 3,072 | 44.5 | 24 | 137 | 2,835 | 41.1 | 5 | 20 | 69 | 0 | 9-8 | |

+ - Overtime

2021 GAME-BY-GAME REGULAR-SEASON STATISTICS (STEELERS)

| DATE | OPPONENT | P | NO. | YDS. | AVG. | OPP. RET. | YDS. | NET YDS. | AVG | TB | IN20 | LG | BK | W/L/T | SCORE |
|--------------------|-------------|----|-----|-------|------|-----------|------------------|----------|------|----|------|----|----|-------|--------|
| 09/12 | at Bills | P | 5 | 207 | 41.4 | 1 | 1 | 206 | 41.2 | 0 | 2 | 51 | 0 | W | 23-16 |
| 09/19 | Raiders | P | 4 | 197 | 49.3 | 2 | 26 | 171 | 42.8 | 0 | 3 | 59 | 0 | L | 17-26 |
| 09/26 | Bengals | P | 4 | 162 | 40.5 | 2 | 9 | 153 | 38.3 | 0 | 1 | 50 | 0 | L | 10-24 |
| 10/03 | at Packers | P | 3 | 102 | 34.0 | 1 | 0 | 102 | 34.0 | 0 | 1 | 45 | 0 | L | 17-27 |
| 10/10 | Broncos | P | 2 | 119 | 59.5 | 2 | 26 | 93 | 46.5 | 0 | 0 | 63 | 0 | W | 27-19 |
| 10/17 | Seahawks | P | 7 | 335 | 47.9 | 3 | 20 | 295 | 42.1 | 1 | 4 | 58 | 0 | W | 23-20+ |
| 10/31 | at Browns | P | 4 | 176 | 44.0 | 2 | 1 | 175 | 43.8 | 0 | 1 | 56 | 0 | W | 15-10 |
| 11/08 | Bears | P | 5 | 196 | 39.2 | 0 | 0 | 176 | 35.2 | 1 | 2 | 46 | 0 | W | 29-27 |
| 11/14 | Lions | P | 6 | 280 | 46.7 | 3 | 71 | 189 | 31.5 | 1 | 3 | 61 | 0 | T | 16-16 |
| 11/21 | at Chargers | P | 1 | 46 | 46.0 | 1 | -1 | 47 | 47.0 | 0 | 0 | 46 | 0 | L | 37-41 |
| 11/28 | at Bengals | P | 5 | 190 | 38.0 | 2 | 17 | 173 | 34.6 | 0 | 2 | 42 | 0 | L | 10-41 |
| 12/05 | Ravens | P | 5 | 217 | 43.4 | 2 | 12 | 205 | 41.0 | 0 | 1 | 64 | 0 | W | 20-19 |
| 12/09 | at Vikings | P | 6 | 258 | 43.0 | 3 | 31 | 227 | 37.8 | 0 | 1 | 49 | 0 | L | 28-36 |
| 12/19 | Titans | P | 5 | 199 | 39.8 | 2 | 48 | 151 | 30.2 | 0 | 1 | 51 | 0 | W | 19-13 |
| 12/26 | at Chiefs | | | | | | ON INACTIVE LIST | | | | | | | L | 10-36 |
| 01/03 | Browns | | | | | | ON INACTIVE LIST | | | | | | | W | 26-14 |
| 01/09 | at Ravens | P | 8 | 298 | 37.3 | 1 | 0 | 298 | 37.3 | 0 | 3 | 49 | 0 | W | 16-13+ |
| 2021 TOTALS | | 15 | 70 | 2,982 | 42.6 | 27 | 261 | 2,661 | 38.0 | 3 | 25 | 64 | 0 | 9-7-1 | |

+ - Overtime



71
OFFENSIVE LINEMAN
NATE HERBIG

HEIGHT: 6-4
WEIGHT: 334
BORN: July 10, 1998
COLLEGE: Stanford

BIRTHPLACE: Honolulu, HI
HOW ACQUIRED: FA '23
NFL EXPERIENCE: 5th year

PRO CAREER

- ✦ Has played in 44 games (28 starts) for Philadelphia (2019-21) and the New York Jets (2022)
- ✦ Made NFL debut in Week 15 of 2019 (at Washington)
- ✦ Made NFL starting debut in Week 1 of 2020 (at Washington)

2022 (JETS)

- ✦ Played in and started 11 regular-season games, all at right guard

2021 (EAGLES)

- ✦ Played in 16 games (five starts at right guard)
- ✦ Helped block for a Philadelphia offense that led the NFL in rushing yards (2,715) and rushing TDs (25), while ranking fourth in yards per rush (4.94)

2020 (EAGLES)

- ✦ Played in 15 games (12 starts)
- ✦ Recorded seven starts at right guard and five at left guard

2019 (EAGLES)

- ✦ Appeared in two games

TRANSACTIONS

- ✦ Signed a two-year contract with Pittsburgh on March 14, 2023
- ✦ Claimed off waivers by the Jets on May 5, 2022
- ✦ Released by Philadelphia on May 2, 2022
- ✦ Signed a one-year tender from Philadelphia on March 15, 2022
- ✦ Signed a contract with Philadelphia on April 27, 2019

COLLEGE

- ✦ Played in 33 games at Stanford (2016-18)
- ✦ Became the first true freshman to start on the offensive line since 2012
- ✦ Two-time All-Pac-12 honoree (first team in 2017, second team in 2018)
- ✦ Two-time Pac-12 All-Academic honorable mention (2017, 2018)
- ✦ Started six games at left guard as a sophomore, leading Stanford to a 6-0 record in those games

PERSONAL

- ✦ Four-year letterman at Saint Louis (HI)
- ✦ Ranked the nation's 12th-best center by Scout and 38th-best offensive guard by Rivals
- ✦ Ranked Hawaii's second-best recruit by PrepStar, fourth by Rivals, fifth by ESPN and Scout and 10th by 247Sports
- ✦ Named the 2015 Maximum Exposure Camp Offensive Line MVP
- ✦ Received the 2015 Harry Kahanui Memorial Award
- ✦ Born in Lihue, Hawaii

NATE HERBIG'S NFL REGULAR SEASON STATISTICS

| DATE | TEAM | GP | GS |
|-------------------|----------|-----------|-----------|
| 2019 | Eagles | 2 | 0 |
| 2020 | Eagles | 15 | 12 |
| 2021 | Eagles | 16 | 5 |
| 2022 | Jets | 11 | 11 |
| 2023 | Steelers | 5 | 2 |
| NFL TOTALS | | 49 | 30 |

NATE HERBIG'S NFL POSTSEASON STATISTICS

| DATE | TEAM | GP | GS |
|-------------------|--------|----------|----------|
| 2019 | Eagles | 1 | 0 |
| 2021 | Eagles | 0 | 0 |
| NFL TOTALS | | 1 | 0 |

2023 GAME-BY-GAME REGULAR-SEASON STATISTICS (STEELERS)

| DATE | OPPONENT | P/S | W/L | SCORE |
|--------------------|------------|-----|------------|-------|
| 09/10 | 49ers | P | L | 7-30 |
| 09/18 | Browns | P | W | 26-22 |
| 09/24 | at Raiders | P | W | 23-18 |
| 10/01 | at Texans | S | L | 6-30 |
| 10/08 | Ravens | S | W | 17-10 |
| 2023 TOTALS | | | 3-2 | |



51
LINEBACKER
NICK HERBIG

HEIGHT: 6-2
WEIGHT: 240
BORN: November 21, 2001
COLLEGE: Wisconsin
BIRTHPLACE: Kauai, HI
HOW ACQUIRED: D4 '23
NFL EXPERIENCE: R

PRO CAREER

- ✦ Has yet to make NFL debut

TRANSACTIONS

- ✦ Signed four-year contract with Pittsburgh on May 13, 2023
- ✦ Drafted by the Steelers in the fourth round (132nd overall) of the 2023 NFL Draft

COLLEGE

- ✦ Appeared in 31 games (31 starts) at Wisconsin (2020-22)
- ✦ Recorded 137 tackles (96 solo), 36.0 tackles for loss, 21.0 sacks, seven pass breakups, four forced fumbles and two fumble recoveries
- ✦ 2022 All-Big Ten first team (consensus)
- ✦ 2022 CBS Sports All-American second team
- ✦ 2022 Walter Camp All-American second team
- ✦ 2022 AFCA All-American second team
- ✦ 2022 Associated Press All-American third team
- ✦ Played in 11 games (11 starts) games at outside linebacker in 2022
- ✦ Led the Badgers with 11.0 sacks and 15.5 TFLs while ranking sixth on the team in tackles (47)
- ✦ Led the nation with 1.0 sacks per game
- ✦ His 15.5 TFLs led the Big Ten and ranked 18th in the country
- ✦ His 1.0 sacks per game were the most for a Badger since Tarek Saleh in 1996
- ✦ His 11.0 sacks were the most in a single season for Wisconsin since Zack Baun recorded 12.5 in 2019
- ✦ Began the season with a 2.0-sack performance vs. Illinois State
- ✦ Recorded sacks vs. Washington State and New Mexico State
- ✦ Registered seven solo tackles and a sack at Northwestern
- ✦ Totaled 3.0 TFLs and 2.0 sacks vs. Maryland
- ✦ Dominant at Iowa, totaling 3.0 sacks, eight tackles and a forced fumble

PERSONAL

- ✦ Four-star recruit by 247 Sports, ESPN and Rivals
- ✦ All-Hawaii Open Division Defensive Player of the Year as a senior in 2019
- ✦ Earned invitation to 2020 Polynesian Bowl
- ✦ Two-time all-state selection
- ✦ Led Saint Louis School to four consecutive Open Division state championships
- ✦ Also played basketball in high school
- ✦ Coach was Cal Lee
- ✦ Parents are Robyn and Bruce Herbig
- ✦ Has two brothers, Jake and Nate
- ✦ Brother Nate played football at Stanford and is currently a guard for the Pittsburgh Steelers
- ✦ Moved into his grandparents' house before high school to play at famed Saint Louis School in Honolulu, which produced Marcus Mariota, Tua Tagovailoa and others
- ✦ Lived away from his parents (who lived on the island of Oahu)

NICK HERBIG'S NFL REGULAR SEASON DEFENSIVE STATISTICS

| DATE | TEAM | GP | GS | TACKLES | | | | | INTERCEPTIONS | | | | | O. FUMB | | | ST | | | MISC | | | | | | |
|-------------------|----------|----|----|---------|---|---|-----|-----|---------------|-----|-----|----|-----|---------|----|----|----|----|----|------|----|---|---|----|----|---|
| | | | | TK | S | A | TFL | YDS | SK | YDS | QBH | NO | YDS | LG | TD | PD | FF | FR | TD | YDS | TK | S | A | FF | FR | S |
| 2023 | Steelers | 5 | 0 | 4 | 2 | 2 | 0 | 0 | 0.0 | 0.0 | 0 | 0 | 0 | 0 | 0 | 0 | 0 | 0 | 0 | 1 | 1 | 0 | 0 | 0 | 0 | 0 |
| NFL TOTALS | | 5 | 0 | 4 | 2 | 2 | 0 | 0 | 0.0 | 0.0 | 0 | 0 | 0 | 0 | 0 | 0 | 0 | 0 | 0 | 1 | 1 | 0 | 0 | 0 | 0 | 0 |

SINGLE-GAME HIGHS: DEFENSIVE

Total Tackles 3 vs. Cleveland Browns, Sep 18, 2023
 1 vs. San Francisco 49ers, Sep 10, 2023

Solo Tackles 2 vs. Cleveland Browns, Sep 18, 2023

2023 GAME-BY-GAME REGULAR-SEASON STATISTICS (STEELERS)

| DATE | OPPONENT | P/S | TACKLES | | | | | | | INTERCEPTIONS | | | | | O. FUMB | | | ST | | | | MISC | | SCORE | | | | |
|--------------------|------------|------------|----------|----------|----------|------------|------------|----------|----------|---------------|----------|----------|----------|----------|----------|----------|----------|----------|----------|----------|----------|----------|----------|----------|----------|----------|------------|-------|
| | | | TK | S | A | SK | YDS | TFL | YDS | QBH | NO | YDS | LG | TD | PD | FF | FR | TD | YDS | TK | S | A | FF | | FR | S | A | W/L |
| 09/10 | 49ers | P | 1 | 0 | 1 | 0.0 | 0.0 | 0 | 0 | 0 | 0 | 0 | 0 | 0 | 0 | 0 | 0 | 0 | 0 | 0 | 0 | 0 | 0 | 0 | 0 | 0 | L | 7-30 |
| 09/18 | Browns | P | 3 | 2 | 1 | 0.0 | 0.0 | 0 | 0 | 0 | 0 | 0 | 0 | 0 | 0 | 0 | 0 | 0 | 0 | 0 | 0 | 0 | 0 | 0 | 0 | 0 | W | 26-22 |
| 09/24 | at Raiders | P | 0 | 0 | 0 | 0.0 | 0.0 | 0 | 0 | 0 | 0 | 0 | 0 | 0 | 0 | 0 | 0 | 0 | 0 | 0 | 0 | 0 | 0 | 0 | 0 | 0 | W | 23-18 |
| 10/01 | at Texans | P | 0 | 0 | 0 | 0.0 | 0.0 | 0 | 0 | 0 | 0 | 0 | 0 | 0 | 0 | 0 | 0 | 0 | 0 | 0 | 0 | 0 | 0 | 0 | 0 | 0 | L | 6-30 |
| 10/08 | Ravens | P | 0 | 0 | 0 | 0.0 | 0.0 | 0 | 0 | 0 | 0 | 0 | 0 | 0 | 0 | 0 | 0 | 0 | 0 | 0 | 0 | 0 | 0 | 0 | 0 | 0 | W | 17-10 |
| 2023 TOTALS | | 5-0 | 4 | 2 | 2 | 0.0 | 0.0 | 0 | 0 | 0 | 0 | 0 | 0 | 0 | 0 | 0 | 0 | 0 | 0 | 0 | 0 | 0 | 0 | 0 | 0 | 0 | 3-2 | |



83

TIGHT END/FULLBACK

CONNOR HEYWARD

HEIGHT: 6-0
WEIGHT: 230
BORN: January 22, 1999
COLLEGE: Michigan State

BIRTHPLACE: Duluth, GA
HOW ACQUIRED: D6 '22
NFL EXPERIENCE: 2nd year

PRO CAREER

- ✦ Has played in 17 games (no starts)
- ✦ Made NFL debut in Week 1 of 2022 (at Cincinnati)

2022 (STEELERS)

- ✦ Appeared in all 17 regular-season games
- ✦ Registered 12 receptions for 151 yards and one touchdown and two rushes for 27 yards
- ✦ Added on nine tackles (three solo) on special teams
- ✦ Caught the first two passes of his career in Week 5 at Buffalo
- ✦ Hauled in a season-long 45-yard reception in the fourth quarter in Week 6 vs. Tampa Bay that set up a Chase Claypool touchdown two plays later
- ✦ Caught his first touchdown on a 17-yard pass in Week 13 at Atlanta, his hometown where his late father, Craig Heyward, used to play
- ✦ Sealed the victory with a 21-yard run with 25 seconds left in the fourth quarter in Week 16 vs. Las Vegas

TRANSACTIONS

- ✦ Signed a four-year contract with Pittsburgh on May 13, 2022
- ✦ Drafted in the sixth round (208th overall) of the 2022 NFL Draft

COLLEGE

- ✦ Played in 49 career games with the Spartans from 2017-21, including 28 starts (eight in 2018, one in 2019, six in 2020, 13 in 2021; 15 at running back from 2018-20, 13 at tight end in 2021)
- ✦ Four-year letterwinner
- ✦ Accepted a Senior Bowl invitation
- ✦ Made the position switch from running back to tight end during preseason camp in 2021
- ✦ Finished his career with 2,265 all-purpose yards (825 rushing, 723 kick return, 711 receiving, 6 punt return)
- ✦ Scored 11 career TDs (six receiving, five rushing)
- ✦ Finished his career with 825 rushing yards on 211 carries with five TDs
- ✦ Recorded 96 career receptions for 711 yards and six TDs
- ✦ Returned 33 kickoffs in his career for 723 yards, ranking No. 16 on MSU career kick return yards list and tied for No. 18 on career kick return list (33)
- ✦ A finalist for the Paul Hornung Award as a sophomore in 2018

PERSONAL

- ✦ Versatile athlete played five different positions (quarterback, receiver, running back, safety, punter) and was a three-year starter on varsity for Coach Mark Fleetwood at Peachtree Ridge High School
- ✦ Ranked among the top players in Georgia by ESPN.com (No. 58) and 247Sports (No. 96)
- ✦ Listed one of the top all-purpose athletes in the nation by 247Sports (No. 64), Scout.com (No. 67) and ESPN.com (No. 91)
- ✦ Rated one of the top all-purpose athletes in Georgia (No. 11) and the South (No. 30) by Scout.com
- ✦ Named first-team All-Gwinnett County and was an honorable mention all-state choice
- ✦ Selected for the 2016 Gwinnett All-Star Game
- ✦ Team captain his senior year
- ✦ Recorded 47 receptions for 580 yards, including six TD catches, as a senior in 2016
- ✦ Ran for 250 yards on 57 carries and accounted for 10 rushing TDs
- ✦ On defense, started every game at safety and totaled 71 tackles, seven pass break-ups and three interceptions
- ✦ Recorded a 37.0-yard punting average
- ✦ Ended his varsity career with more than 125 receptions and 35 total TDs
- ✦ Four-year starter on the basketball team
- ✦ Son of Charlotte and the late Craig Heyward
- ✦ His late father, Craig, played college football at Pittsburgh before spending 11 years in the NFL with New Orleans (1988-1991), Chicago (1992), Atlanta (1994-95), St. Louis (1997) and Indianapolis (1998); he rushed for 4,301 career yards and was a Pro Bowl selection in 1995 with the Falcons
- ✦ His oldest brother, Cameron, was a 2011 NFL first-round draft choice (No. 31 overall) out of Ohio State and is in his 13th season with the Steelers as a defensive end; he has earned Pro Bowl honors four straight years (2017-20) and All-Pro accolades twice (2017, 2019)
- ✦ Also has an older brother, Corey, who played basketball at Georgia Tech (2013-17)
- ✦ Graduated in May 2021 with a bachelor's degree in communication

CONNOR HEYWARD'S NFL REGULAR SEASON RUSHING/RECEIVING STATISTICS

| DATE | TEAM | GP | GS | RECEIVING | | | | | RUSHING | | | | |
|-------------------|----------|-----------|----------|-----------|------------|-------------|-----------|----------|----------|-----------|------------|-----------|----------|
| | | | | NO. | YDS. | AVG. | LG | TD | NO. | YDS. | AVG. | LG | TD |
| 2022 | Steelers | 17 | 0 | 12 | 151 | 12.6 | 45 | 1 | 2 | 27 | 13.5 | 21 | 0 |
| 2023 | Steelers | 5 | 0 | 5 | 42 | 8.4 | 12 | 0 | 1 | 0 | 0.0 | 0 | 0 |
| NFL TOTALS | | 22 | 0 | 17 | 193 | 11.4 | 45 | 1 | 3 | 27 | 9.0 | 21 | 0 |

CONNOR HEYWARD'S NFL REGULAR SEASON RETURN STATISTICS

| DATE | TEAM | KICKOFF RETURNS | | | | | PUNT RETURNS | | | | | |
|-------------------|----------|-----------------|----------|------------|----------|----------|--------------|----------|----------|------------|----------|----------|
| | | RET. | YDS. | AVG. | LG | TD | NO. | FC | YDS. | AVG. | LG | TD |
| 2022 | Steelers | 0 | 0 | 0.0 | 0 | 0 | 0 | 0 | 0 | 0.0 | 0 | 0 |
| 2023 | Steelers | 0 | 0 | 0.0 | 0 | 0 | 0 | 0 | 0 | 0.0 | 0 | 0 |
| NFL TOTALS | | 0 | 0 | 0.0 | 0 | 0 | 0 | 0 | 0 | 0.0 | 0 | 0 |

SINGLE-GAME HIGHS: RUSHING/RECEIVING

| | | | |
|-------------------|--|-----------------------|--|
| Longest Runs | 21 vs. Las Vegas Raiders, Dec 24, 2022 6 vs. Cleveland Browns, Jan 08, 2023 | Longest Receptions | 45 vs. Tampa Bay Buccaneers, Oct 16, 2022 27 vs. Cleveland Browns, Jan 08, 2023 |
| Receptions | 3 vs. Baltimore Ravens, Oct 08, 2023 3 vs. Cleveland Browns, Jan 08, 2023 | All-Purpose Yards | 51 vs. Cleveland Browns, Jan 08, 2023 49 vs. Tampa Bay Buccaneers, Oct 16, 2022 |
| Receiving Yards | 49 vs. Tampa Bay Buccaneers, Oct 16, 2022 45 vs. Cleveland Browns, Jan 08, 2023 | Special Teams Tackles | 2 at Philadelphia Eagles, Oct 30, 2022 1 at Baltimore Ravens, Jan 01, 2023 ...6 more at 1. |
| Receiving Average | 15.0 vs. Cleveland Browns, Jan 08, 2023 7.7 vs. Baltimore Ravens, Oct 08, 2023 | Most TDs | 1 at Atlanta Falcons, Dec 04, 2022 |


2023 GAME-BY-GAME REGULAR-SEASON STATISTICS (STEELERS)

| DATE | OPPONENT | P/S | RECEIVING | | | | | RUSHING | | | | | W/L | SCORE |
|--------------------|------------|------------|-----------|-----------|------------|-----------|----------|----------|----------|------------|----------|----------|------------|-------|
| | | | NO. | YDS. | AVG. | LG | TD | NO. | YDS. | AVG. | LG | TD | | |
| 09/10 | 49ers | P | 2 | 19 | 9.5 | 11 | 0 | 0 | 0 | 0.0 | 0 | 0 | L | 7-30 |
| 09/18 | Browns | P | 0 | 0 | 0.0 | 0 | 0 | 0 | 0 | 0.0 | 0 | 0 | W | 26-22 |
| 09/24 | at Raiders | P | 0 | 0 | 0.0 | 0 | 0 | 1 | 0 | 0.0 | 0 | 0 | W | 23-18 |
| 10/01 | at Texans | P | 0 | 0 | 0.0 | 0 | 0 | 0 | 0 | 0.0 | 0 | 0 | L | 6-30 |
| 10/08 | Ravens | P | 3 | 23 | 7.7 | 12 | 0 | 0 | 0 | 0.0 | 0 | 0 | W | 17-10 |
| 2023 TOTALS | | 5-0 | 5 | 42 | 8.4 | 12 | 0 | 1 | 0 | 0.0 | 0 | 0 | 3-2 | |

2022 GAME-BY-GAME REGULAR-SEASON STATISTICS (STEELERS)

| DATE | OPPONENT | P/S | RECEIVING | | | | | RUSHING | | | | | W/L | SCORE |
|--------------------|-------------|-------------|-----------|------------|-------------|-----------|----------|----------|-----------|-------------|-----------|----------|------------|--------|
| | | | NO. | YDS. | AVG. | LG | TD | NO. | YDS. | AVG. | LG | TD | | |
| 09/11 | at Bengals | P | 0 | 0 | 0.0 | 0 | 0 | 0 | 0 | 0.0 | 0 | 0 | W | 23-20+ |
| 09/18 | Patriots | P | 0 | 0 | 0.0 | 0 | 0 | 0 | 0 | 0.0 | 0 | 0 | L | 14-17 |
| 09/22 | at Browns | P | 0 | 0 | 0.0 | 0 | 0 | 0 | 0 | 0.0 | 0 | 0 | L | 17-29 |
| 10/02 | Jets | P | 0 | 0 | 0.0 | 0 | 0 | 0 | 0 | 0.0 | 0 | 0 | L | 20-24 |
| 10/09 | at Bills | P | 2 | 12 | 6.0 | 7 | 0 | 0 | 0 | 0.0 | 0 | 0 | L | 3-38 |
| 10/16 | Buccaneers | P | 2 | 49 | 24.5 | 45 | 0 | 0 | 0 | 0.0 | 0 | 0 | W | 20-18 |
| 10/23 | at Dolphins | P | 1 | 6 | 6.0 | 6 | 0 | 0 | 0 | 0.0 | 0 | 0 | L | 10-16 |
| 10/30 | at Eagles | P | 0 | 0 | 0.0 | 0 | 0 | 0 | 0 | 0.0 | 0 | 0 | L | 13-35 |
| 11/13 | Saints | P | 2 | 9 | 4.5 | 8 | 0 | 0 | 0 | 0.0 | 0 | 0 | W | 20-10 |
| 11/20 | Bengals | P | 0 | 0 | 0.0 | 0 | 0 | 0 | 0 | 0.0 | 0 | 0 | L | 30-37 |
| 11/28 | at Colts | P | 0 | 0 | 0.0 | 0 | 0 | 0 | 0 | 0.0 | 0 | 0 | W | 24-17 |
| 12/04 | at Falcons | P | 1 | 17 | 17.0 | 17t | 1 | 0 | 0 | 0.0 | 0 | 0 | W | 19-16 |
| 12/11 | Ravens | P | 1 | 13 | 13.0 | 13 | 0 | 0 | 0 | 0.0 | 0 | 0 | L | 14-16 |
| 12/18 | at Panthers | P | 0 | 0 | 0.0 | 0 | 0 | 0 | 0 | 0.0 | 0 | 0 | W | 24-16 |
| 12/24 | Raiders | P | 0 | 0 | 0.0 | 0 | 0 | 1 | 21 | 21.0 | 21 | 0 | W | 13-10 |
| 01/01 | at Ravens | P | 0 | 0 | 0.0 | 0 | 0 | 0 | 0 | 0.0 | 0 | 0 | W | 16-13 |
| 01/08 | Browns | P | 3 | 45 | 15.0 | 27 | 0 | 1 | 6 | 6.0 | 6 | 0 | W | 28-14 |
| 2022 TOTALS | | 17-0 | 12 | 151 | 12.6 | 45 | 1 | 2 | 27 | 13.5 | 21 | 0 | 9-8 | |

+ - Overtime



56

LINEBACKER
ALEX HIGHSMITH

| | |
|-----------------------------|-----------------------------------|
| HEIGHT: 6-4 | BIRTHPLACE: Wilmington, NC |
| WEIGHT: 242 | HOW ACQUIRED: D3 '20 |
| BORN: August 7, 1997 | NFL EXPERIENCE: 4th year |
| COLLEGE: Charlotte | |

PRO CAREER

- ✦ Has played in 49 games (38 starts) in his NFL career
- ✦ Has registered 179 tackles (110 solo), 32 tackles for loss, 22.5 sacks, 41 quarterback hits, one interception, two passes defended and six forced fumbles
- ✦ Has recorded six tackles (four solo) on special teams
- ✦ Ranks first in strip sacks (five), first in forced fumbles (six) and tied for second-most in sacks (17.5) in his last 20 games dating back to Week 16 of the 2021 season
- ✦ Has recorded seven multi-sack games in his career
- ✦ Made NFL debut in Week 1 of 2020 (at N.Y. Giants)
- ✦ Made NFL starting debut in Week 13 of 2020 (vs. Washington)

2022 (STEELERS)

- ✦ Played in 17 regular-season games (17 starts)
- ✦ Registered 63 tackles (38 solo), 20 quarterback hits, 12 tackles for loss, five forced fumbles, 14.5 sacks and one pass defended
- ✦ Ranked first on the team in sacks and forced fumbles
- ✦ Ranked second on the team in tackles for loss and quarterback hits
- ✦ His 14.5 sacks were tied for sixth-most in the NFL, fourth-most in the AFC and fifth-most in single-season franchise history
- ✦ His five forced fumbles were tied for first in the League
- ✦ His four strip sacks were tied for second-most in the League
- ✦ Registered career highs in sacks (3.0) and quarterback hits (four) in Week 1 at Cincinnati
- ✦ Added on nine tackles (six solo), two tackles for loss and a forced fumble that was recovered by DT Cameron Heyward in Week 1 at Cincinnati
- ✦ Recorded the fifth multi-sack game of his career with 1.5 in Week 3 at Cleveland, along with eight tackles (six solo), two quarterback hits and two tackles for loss
- ✦ Strip sacked QB Tom Brady in a Week 6 victory vs. Tampa Bay
- ✦ Was named the AFC Defensive Player of the Week for his performance in Week 10 vs. New Orleans where he registered five tackles (three solo), 2.0 sacks, one tackle for loss, one quarterback hit and one forced fumble
- ✦ Notched his fourth strip sack of the season in Week 12 at Indianapolis
- ✦ Took down QB Deshaun Watson for 2.5 sacks in the season finale vs. Cleveland along with eight tackles (six solo), two tackles for loss and three quarterback hits

2021 (STEELERS)

- ✦ Played in 16 regular-season games (16 starts)
- ✦ Registered career highs in tackles (74 total, 46 solo) and tackles for loss (15)
- ✦ Added on 15 quarterback hits, 6.0 sacks and one forced fumble
- ✦ Inactive due to a groin injury in Week 3 vs Cincinnati
- ✦ Registered the first multi-sack game of his career with 1.5 takedowns of QB Geno Smith in Week 6 vs Seattle and repeated the feat in Week 11 at the Los Angeles Chargers
- ✦ Recorded the first game of his career with double-digit tackles (11) in Week 10 vs Detroit
- ✦ Left the Week 14 game at Minnesota with a hamstring injury and did not return
- ✦ Notched the first strip sack of his career on QB Patrick Mahomes in Week 16 at Kansas City
- ✦ Recorded a career-high 2.0 sacks in Week 17 vs Cleveland

2020 (STEELERS)

- ✦ Played in 16 games (five starts)
- ✦ Registered 42 tackles, 26 solo stops, five tackles for loss, 2.0 sacks, six quarterback hits, one interception and one pass defended
- ✦ Recorded six tackles (four solo) on special teams
- ✦ Reached a career high in special-teams tackles with three in Week 6 vs. Cleveland
- ✦ Recorded the first sack of his career in Week 9 at Dallas
- ✦ Entered the starting lineup in Week 13 vs. Washington
- ✦ Intercepted his first career pass in Week 8 at Baltimore

TRANSACTIONS

- ✦ Signed a four-year contract with Pittsburgh on July 21, 2020
- ✦ Drafted by the Steelers in the third round (102nd overall) of the 2020 NFL Draft

COLLEGE

- * Four-year letterwinner at Charlotte (2015-19)
- * Owns school records for sacks in a game (4.5), season (14.0) and career (20.0) and tackles for loss in a game (5.0) and season (21.5)
- * Ranks second in school history with 46.0 tackles for loss and fifth with 185 career tackles
- * 2020 NFL Combine participant
- * Named to the 2020 NFL All-Combine Team as an edge rusher
- * 2020 East-West Shrine Bowl
- * 2019 Third Team All-American by both AP and Pro Football Focus
- * First 49er to earn All-American honors
- * 2020 East-West Shrine Bowl
- * 2018 and 2019 First Team All-Conference USA (coaches)
- * First 49er to be named first-team All-C-USA twice
- * 2019 First Team All-C-USA by PFF and Phil Steele
- * Ranked fourth in the nation in sacks (14.0) and fifth in tackles for loss (21.5) in 2019
- * Named to PFF's 2019 All-Draft Stock Team for those players whose draft stock rose the most this season
- * Starting DE in 49ers' first-ever bowl game (2019 Bahamas Bowl)
- * 2019 Team Captain
- * 2019 Chuck Bednarik Award (Defensive Player of the Year) Watch List
- * 2019 Burlsworth Trophy Semifinalist
- * 2018 first-team all-C-USA by PFF and second team by Phil Steele
- * Joined the 49ers for the 2015 season as a walk-on
- * Earned scholarship during the summer of 2017
- * Graduated with a degree in exercise science

PERSONAL

- * Attended Eugene Ashley High School (Wilmington, North Carolina)
- * Parents are Sam and Pam Highsmith
- * Has a sister, Lauryn
- * A/B Honor Roll throughout high school
- * National Honor Society
- * Also played basketball and baseball

COMMUNITY

- * Foundation supports development in physical and family involvement, athletic participation, academic support, social/emotional support, and family involvement
- * Has hosted youth football camps during the past three off-season
- * Donated backpacks and school supplies to Clairton Elementary school last season
- * Serves on the Steelers Social Justice Committee and led one of the Social Justice Film Series nights

ALEX HIGHSMITH'S NFL REGULAR SEASON DEFENSIVE STATISTICS

| DATE | TEAM | GP | GS | TACKLES | | | | | | | INTERCEPTIONS | | | | | O. FUMB | | | ST | | | MISC | | | | | |
|-------------------|----------|-----------|-----------|------------|------------|-----------|-----------|------------|-------------|--------------|---------------|----------|-----------|------------|----------|----------|----------|----------|----------|----------|----------|----------|----------|----------|----------|----------|----------|
| | | | | TK | S | A | TFL | YDS | SK | YDS | QBH | NO | YDS | LG | TD | PD | FF | FR | TD | YDS | TK | S | A | FF | FR | S | A |
| 2020 | Steelers | 16 | 5 | 42 | 26 | 16 | 5 | 22 | 2.0 | 16.0 | 6 | 1 | 2 | 2 | 0 | 1 | 0 | 0 | 0 | 0 | 6 | 4 | 2 | 0 | 0 | 0 | 0 |
| 2021 | Steelers | 16 | 16 | 74 | 46 | 28 | 15 | 54 | 6.0 | 35.5 | 15 | 0 | 0 | 0 | 0 | 1 | 0 | 0 | 0 | 0 | 0 | 0 | 0 | 0 | 0 | 0 | |
| 2022 | Steelers | 17 | 17 | 63 | 38 | 25 | 12 | 91 | 14.5 | 118.0 | 20 | 0 | 0 | 0 | 0 | 1 | 5 | 0 | 0 | 0 | 0 | 0 | 0 | 0 | 0 | 0 | |
| 2023 | Steelers | 5 | 5 | 19 | 10 | 9 | 2 | 1 | 2.0 | 12.0 | 7 | 1 | 30 | 30t | 1 | 1 | 2 | 0 | 0 | 0 | 0 | 0 | 0 | 0 | 0 | 0 | |
| NFL TOTALS | | 54 | 43 | 198 | 120 | 78 | 34 | 168 | 24.5 | 181.5 | 48 | 2 | 32 | 30T | 1 | 3 | 8 | 0 | 0 | 0 | 6 | 4 | 2 | 0 | 0 | 0 | 0 |

ALEX HIGHSMITH'S NFL POSTSEASON DEFENSIVE STATISTICS


| DATE | TEAM | GP | GS | TACKLES | | | | | | | INTERCEPTIONS | | | | | O. FUMB | | | ST | | | MISC | | | | |
|-------------------|----------|----------|----------|----------|----------|----------|----------|-----------|------------|-------------|---------------|----------|----------|----------|----------|----------|----------|----------|----------|----------|----------|----------|----------|----------|----------|----------|
| | | | | TK | S | A | TFL | YDS | SK | YDS | QBH | NO | YDS | LG | TD | PD | FF | FR | TD | YDS | TK | S | A | FF | FR | S |
| 2020 | Steelers | 1 | 1 | 2 | 1 | 1 | 0 | 0 | 0.0 | 0.0 | 0 | 0 | 0 | 0 | 0 | 0 | 0 | 0 | 0 | 0 | 0 | 0 | 0 | 0 | 0 | 0 |
| 2021 | Steelers | 1 | 1 | 3 | 2 | 1 | 1 | 10 | 1.0 | 10.0 | 1 | 0 | 0 | 0 | 0 | 0 | 0 | 0 | 0 | 0 | 0 | 0 | 0 | 0 | 0 | 0 |
| NFL TOTALS | | 2 | 2 | 5 | 3 | 2 | 1 | 10 | 1.0 | 10.0 | 1 | 0 | 0 | 0 | 0 | 0 | 0 | 0 | 0 | 0 | 0 | 0 | 0 | 0 | 0 | 0 |

SINGLE-GAME HIGHS: DEFENSIVE

| | | | |
|------------------------|---|------------------------------|---|
| Total Tackles | 11 vs. Detroit Lions, Nov 14, 2021 9 at Cincinnati Bengals, Sep 11, 2022 ...1 more at 9. | Tackles For Loss | 3 vs. Cleveland Browns, Jan 03, 2022 2 vs. Cleveland Browns, Jan 08, 2023 ...6 more at 2. |
| Solo Tackles | 8 vs. Detroit Lions, Nov 14, 2021 7 vs. Cleveland Browns, Jan 03, 2022 | Interceptions | 1 at Baltimore Ravens, Nov 01, 2020 Interception Return Yards 2 at Baltimore Ravens, Nov 01, 2020 |
| Sacks | 3.0 at Cincinnati Bengals, Sep 11, 2022 2.5 vs. Cleveland Browns, Jan 08, 2023 | Special Teams Tackles | 3 vs. Cleveland Browns, Oct 18, 2020 1 vs. Indianapolis Colts, Dec 27, 2020 ...2 more at 1. |
| Passes Defensed | 1 at Baltimore Ravens, Nov 01, 2020 | | |
| Forced Fumbles | 1 vs. Baltimore Ravens, Oct 08, 2023 1 vs. Cleveland Browns, Sep 18, 2023 ...6 more at 1. | | |

SINGLE-GAME HIGHS - POSTSEASON: DEFENSIVE

| | | | |
|----------------------|---|-------------------------|---|
| Total Tackles | 3 at Kansas City Chiefs, Jan 16, 2022 2 vs. Cleveland Browns, Jan 10, 2021 | Sacks | 1.0 at Kansas City Chiefs, Jan 16, 2022 |
| Solo Tackles | 2 at Kansas City Chiefs, Jan 16, 2022 1 vs. Cleveland Browns, Jan 10, 2021 | Tackles For Loss | 1 at Kansas City Chiefs, Jan 16, 2022 |



55

LINEBACKER

COLE HOLCOMB

HEIGHT: 6-1

WEIGHT: 240

BORN: July 30, 1996

COLLEGE: North Carolina

BIRTHPLACE: New Smyrna Beach, FL

HOW ACQUIRED: FA '23

NFL EXPERIENCE: 5th year

PRO CAREER

- ✦ Has played in 50 games (48 starts) over his four-year NFL career (Washington, 2019-22)
- ✦ Has registered 382 tackles (233 solo), 15 tackles for loss, 10 passes defended, 4.5 sacks, five forced fumbles, nine quarterback hits, three interceptions and one interception returned for a touchdown
- ✦ Has recorded double-digit tackles in 15 games
- ✦ Made NFL debut in Week 1 of 2019 (at Philadelphia)
- ✦ Made NFL starting debut in Week 1 of 2019 (at Philadelphia)

2022 (WASHINGTON)

- ✦ Played in and started the first seven games of the season before missing the remainder due to injury
- ✦ Registered 69 tackles (37 solo), one tackle for loss, one quarterback hit and one pass defended
- ✦ Recorded 16 tackles (11 solo) in Week 5 vs. Tennessee, a single-game career high
- ✦ His 16 tackles in Week 5 were the most in a single game by any Washington player since 2017 (Mason Foster, 17) and third-most in the previous 10 seasons
- ✦ Served as a team captain

2021 (WASHINGTON)

- ✦ Played in and started 16 regular-season games
- ✦ Set career highs in total tackles (142), solo tackles (83), interceptions (2), passes defended (seven) and fumble recoveries (one)
- ✦ Led the team in tackles and ranked second in forced fumbles and interceptions
- ✦ Became one of six linebackers in franchise history to have at least two interceptions and seven passes defended in a single season and first since 2012
- ✦ Recorded double-digit tackles in eight of 16 games played
- ✦ Forced a fumble in Week 4 at Atlanta and Week 6 vs. Kansas City
- ✦ Became the first Washington inside linebacker to record an interception returned for a touchdown since 2007 in Week 14 vs. Dallas

2020 (WASHINGTON)

- ✦ Appeared in 11 regular-season games (10 starts)
- ✦ Recorded 70 tackles (43 solo), six tackle for loss, four quarterback hits, 2.5 sacks, one interception and one pass defended
- ✦ Caught his first career interception in Week 7 vs. Dallas

2019 (WASHINGTON)

- ✦ Played in all 16 regular-season games (15 starts) as a rookie
- ✦ Recorded 101 tackles (third-best on the team), 70 solo tackles (second-best on the team), six tackles for loss, two quarterback hits, 1.0 sack and one pass defended
- ✦ Forced a career-high three fumbles, which ranked second-most among rookies

TRANSACTIONS

- ✦ Signed a three-year contract with Pittsburgh on Mar. 15, 2023
- ✦ Signed a four-year contract with Washington on May 9, 2019
- ✦ Drafted by Washington in the fifth round (173rd overall) of the 2019 NFL Draft

COLLEGE

- ✦ Played in 49 games (34 starts) at the University of North Carolina (2015-18)
- ✦ Finished with 328 tackles (171 solo), 15.5 tackles for loss, 12 passes defended, four forced fumbles, 2.5 sacks and one fumble recovery
- ✦ Earned second-team All-ACC honors as a senior
- ✦ His 105 tackles in 2018 led the team for the third consecutive year while his 9.5 tackles per game led the ACC and ranked 31st nationally
- ✦ In 2017, led the team in tackles for the second year in a row with 93 and ranked sixth in the ACC with 8.5 tackles per game
- ✦ In 2016, finished fifth in the ACC in tackles per game (8.8 avg.) and led the team with 115 tackles
- ✦ Joined the team as a walk-on prior to the 2014 season

PERSONAL

- ✦ Attended New Smyrna Beach High School (FL)
- ✦ Three-year letterwinner who saw playing time at safety, linebacker and tight end
- ✦ Earned second-team all-county honors as a senior
- ✦ Helped his team win the district championship as a junior and advance to the second round of the 7A state playoffs
- ✦ Also played soccer
- ✦ Honor roll student who graduated 15th in his class

COLE HOLCOMB'S NFL REGULAR SEASON DEFENSIVE STATISTICS

| DATE | TEAM | GP | GS | TACKLES | | | | | | | | INTERCEPTIONS | | | | O. FUMB | | | ST | | | MISC | | | | |
|------------|---------------|----|----|---------|-----|-----|-----|-----|-----|------|-----|---------------|-----|-----|----|---------|----|----|----|-----|----|------|---|----|----|---|
| | | | | TK | S | A | TFL | YDS | SK | YDS | QBH | NO | YDS | LG | TD | PD | FF | FR | TD | YDS | TK | S | A | FF | FR | S |
| 2019 | Redskins | 16 | 15 | 101 | 70 | 31 | 6 | 18 | 1.0 | 6.0 | 2 | 0 | 0 | 0 | 1 | 3 | 0 | 0 | 4 | 4 | 0 | 0 | 0 | 0 | 0 | 0 |
| 2020 | Football Team | 11 | 10 | 70 | 43 | 27 | 6 | 24 | 2.5 | 19.0 | 4 | 1 | 0 | 0 | 1 | 0 | 0 | 2 | 2 | 0 | 0 | 0 | 0 | 0 | 0 | |
| 2021 | Football Team | 16 | 16 | 142 | 83 | 59 | 2 | 1 | 1.0 | 0.0 | 2 | 2 | 54 | 31t | 1 | 7 | 2 | 1 | 0 | 0 | 0 | 0 | 0 | 0 | 0 | 0 |
| 2022 | Commanders | 7 | 7 | 69 | 37 | 32 | 1 | 4 | 0.0 | 0.0 | 1 | 0 | 0 | 0 | 0 | 0 | 0 | 0 | 0 | 0 | 0 | 0 | 0 | 0 | 0 | 0 |
| 2023 | Steelers | 5 | 5 | 34 | 22 | 12 | 3 | 1 | 0.0 | 0.0 | 1 | 0 | 0 | 0 | 2 | 2 | 0 | 0 | 0 | 0 | 0 | 0 | 0 | 0 | 0 | 0 |
| NFL TOTALS | | 55 | 53 | 416 | 255 | 161 | 18 | 48 | 4.5 | 25.0 | 10 | 3 | 54 | 31T | 1 | 12 | 7 | 1 | 0 | 0 | 6 | 6 | 0 | 0 | 0 | 0 |

COLE HOLCOMB'S NFL POSTSEASON DEFENSIVE STATISTICS

| DATE | TEAM | GP | GS | TACKLES | | | | | | | | INTERCEPTIONS | | | | O. FUMB | | | ST | | | MISC | | | | |
|------------|---------------|----|----|---------|---|---|-----|-----|-----|-----|-----|---------------|-----|----|----|---------|----|----|----|-----|----|------|---|----|----|---|
| | | | | TK | S | A | TFL | YDS | SK | YDS | QBH | NO | YDS | LG | TD | PD | FF | FR | TD | YDS | TK | S | A | FF | FR | S |
| 2020 | Football Team | 1 | 1 | 7 | 5 | 2 | 0 | 0 | 0.0 | 0.0 | 0 | 0 | 0 | 0 | 0 | 0 | 0 | 0 | 0 | 0 | 0 | 0 | 0 | 0 | 0 | 0 |
| NFL TOTALS | | 1 | 1 | 7 | 5 | 2 | 0 | 0 | 0.0 | 0.0 | 0 | 0 | 0 | 0 | 0 | 0 | 0 | 0 | 0 | 0 | 0 | 0 | 0 | 0 | 0 | 0 |

SINGLE-GAME HIGHS: DEFENSIVE

| | | | |
|------------------------|--|----------------------------------|---|
| Total Tackles | 16 vs. Tennessee Titans, Oct 09, 2022 15 at Buffalo Bills, Sep 26, 2021 | Fumble Recoveries | 1 vs. Seattle Seahawks, Nov 29, 2021 2 at Philadelphia Eagles, Sep 08, 2019 |
| Solo Tackles | 11 vs. Tennessee Titans, Oct 09, 2022 10 at Buffalo Bills, Sep 26, 2021 | Tackles For Loss | 1 vs. Baltimore Ravens, Oct 08, 2023 ...15 more at 1. |
| Sacks | 1.0 vs. Kansas City Chiefs, Oct 17, 2021 1.0 vs. Carolina Panthers, Dec 27, 2020 ...2 more at 1.0. | Interceptions | 1 vs. Dallas Cowboys, Dec 12, 2021 1 vs. New Orleans Saints, Oct 10, 2021 ...1 more at 1. |
| Passes Defensed | 2 at Las Vegas Raiders, Dec 05, 2021 1 vs. Baltimore Ravens, Oct 08, 2023 ...9 more at 1. | Interception Return Yards | 31 vs. Dallas Cowboys, Dec 12, 2021 23 vs. New Orleans Saints, Oct 10, 2021 |
| Forced Fumbles | 1 vs. Cleveland Browns, Sep 18, 2023 1 vs. San Francisco 49ers, Sep 10, 2023 ...5 more at 1. | Special Teams Tackles | 2 at Green Bay Packers, Dec 08, 2019 1 vs. Dallas Cowboys, Oct 25, 2020 ...3 more at 1. |

SINGLE-GAME HIGHS - POSTSEASON: DEFENSIVE


| | | | |
|----------------------|--|---------------------|--|
| Total Tackles | 7 vs. Tampa Bay Buccaneers, Jan 09, 2021 | Solo Tackles | 5 vs. Tampa Bay Buccaneers, Jan 09, 2021 |
|----------------------|--|---------------------|--|

2023 GAME-BY-GAME REGULAR-SEASON STATISTICS (STEELERS)

| DATE | OPPONENT | P/S | TACKLES | | | | | | | | INTERCEPTIONS | | | | O. FUMB | | | ST | | | MISC | | W/L | SCORE | | | |
|-------------|------------|-----|---------|----|----|-----|-----|-----|-----|-----|---------------|-----|----|----|---------|----|----|----|-----|----|------|---|-----|-------|----|-----|-------|
| | | | TK | S | A | SK | YDS | TFL | YDS | QBH | NO | YDS | LG | TD | PD | FF | FR | TD | YDS | TK | S | A | | | FF | FR | S |
| 09/10 | 49ers | S | 5 | 2 | 3 | 0.0 | 0.0 | 0 | 0 | 0 | 0 | 0 | 0 | 0 | 1 | 0 | 0 | 0 | 0 | 0 | 0 | 0 | 0 | 0 | 0 | L | 7-30 |
| 09/18 | Browns | S | 8 | 3 | 5 | 0.0 | 0.0 | 1 | 0 | 0 | 0 | 0 | 0 | 0 | 1 | 0 | 0 | 0 | 0 | 0 | 0 | 0 | 0 | 0 | 0 | W | 26-22 |
| 09/24 | at Raiders | S | 5 | 5 | 0 | 0.0 | 0.0 | 1 | 0 | 0 | 0 | 0 | 0 | 1 | 0 | 0 | 0 | 0 | 0 | 0 | 0 | 0 | 0 | 0 | 0 | W | 23-18 |
| 10/01 | at Texans | S | 7 | 4 | 3 | 0.0 | 0.0 | 0 | 0 | 0 | 0 | 0 | 0 | 0 | 0 | 0 | 0 | 0 | 0 | 0 | 0 | 0 | 0 | 0 | 0 | L | 6-30 |
| 10/08 | Ravens | S | 9 | 8 | 1 | 0.0 | 0.0 | 1 | 1 | 1 | 0 | 0 | 0 | 0 | 1 | 0 | 0 | 0 | 0 | 0 | 0 | 0 | 0 | 0 | 0 | W | 17-10 |
| 2023 TOTALS | | 5-5 | 34 | 22 | 12 | 0.0 | 0.0 | 3 | 1 | 1 | 0 | 0 | 0 | 0 | 2 | 2 | 0 | 0 | 0 | 0 | 0 | 0 | 0 | 0 | 0 | 3-2 | |

2022 GAME-BY-GAME REGULAR-SEASON STATISTICS (COMMANDERS)

| DATE | OPPONENT | P/S | TACKLES | | | | | | | | INTERCEPTIONS | | | | O. FUMB | | | ST | | | MISC | | W/L | SCORE | | | |
|-------------|------------|-----|---------|----|----|-----|-----|-----|-----|-----|---------------|-----|----|----|---------|----|----|----|-----|----|------|---|-----|-------|----|-------|-------|
| | | | TK | S | A | SK | YDS | TFL | YDS | QBH | NO | YDS | LG | TD | PD | FF | FR | TD | YDS | TK | S | A | | | FF | FR | S |
| 09/11 | Jaguars | S | 5 | 2 | 3 | 0.0 | 0.0 | 0 | 0 | 0 | 0 | 0 | 0 | 0 | 0 | 0 | 0 | 0 | 0 | 0 | 0 | 0 | 0 | 0 | 0 | W | 28-22 |
| 09/18 | at Lions | S | 10 | 3 | 7 | 0.0 | 0.0 | 0 | 0 | 0 | 0 | 0 | 0 | 0 | 0 | 0 | 0 | 0 | 0 | 0 | 0 | 0 | 0 | 0 | 0 | L | 27-36 |
| 09/25 | Eagles | S | 9 | 5 | 4 | 0.0 | 0.0 | 0 | 1 | 0 | 0 | 0 | 0 | 1 | 0 | 0 | 0 | 0 | 0 | 0 | 0 | 0 | 0 | 0 | 0 | L | 8-24 |
| 10/02 | at Cowboys | S | 8 | 4 | 4 | 0.0 | 0.0 | 0 | 0 | 0 | 0 | 0 | 0 | 0 | 0 | 0 | 0 | 0 | 0 | 0 | 0 | 0 | 0 | 0 | 0 | L | 10-25 |
| 10/09 | Titans | S | 16 | 11 | 5 | 0.0 | 0.0 | 1 | 4 | 0 | 0 | 0 | 0 | 0 | 0 | 0 | 0 | 0 | 0 | 0 | 0 | 0 | 0 | 0 | 0 | L | 17-21 |
| 10/13 | at Bears | S | 12 | 7 | 5 | 0.0 | 0.0 | 0 | 0 | 0 | 0 | 0 | 0 | 0 | 0 | 0 | 0 | 0 | 0 | 0 | 0 | 0 | 0 | 0 | 0 | W | 12-7 |
| 10/23 | Packers | S | 9 | 5 | 4 | 0.0 | 0.0 | 0 | 0 | 0 | 0 | 0 | 0 | 0 | 0 | 0 | 0 | 0 | 0 | 0 | 0 | 0 | 0 | 0 | 0 | W | 23-21 |
| 10/30 | at Colts | | | | | | | | | | | | | | | | | | | | | | | | | W | 17-16 |
| 11/06 | Vikings | | | | | | | | | | | | | | | | | | | | | | | | | L | 17-20 |
| 11/14 | at Eagles | | | | | | | | | | | | | | | | | | | | | | | | | W | 32-21 |
| 11/20 | at Texans | | | | | | | | | | | | | | | | | | | | | | | | | W | 23-10 |
| 11/27 | Falcons | | | | | | | | | | | | | | | | | | | | | | | | | W | 19-13 |
| 12/04 | at Giants | | | | | | | | | | | | | | | | | | | | | | | | | T | 20-20 |
| 12/18 | Giants | | | | | | | | | | | | | | | | | | | | | | | | | L | 12-20 |
| 12/24 | at 49ers | | | | | | | | | | | | | | | | | | | | | | | | | L | 20-37 |
| 01/01 | Browns | | | | | | | | | | | | | | | | | | | | | | | | | L | 10-24 |
| 01/08 | Cowboys | | | | | | | | | | | | | | | | | | | | | | | | | W | 26-6 |
| 2022 TOTALS | | 7-7 | 69 | 37 | 32 | 0.0 | 0.0 | 1 | 4 | 1 | 0 | 0 | 0 | 0 | 1 | 0 | 0 | 0 | 0 | 0 | 0 | 0 | 0 | 0 | 0 | 8-8-1 | |



48

HEIGHT: 6-0
WEIGHT: 213
BORN: September 10, 1994
COLLEGE: Northwestern

BIRTHPLACE: Columbus, OH
HOW ACQUIRED: FA '23
NFL EXPERIENCE: 4th year

RUNNING BACK
GODWIN IGWEBUIKE
(by way of FA)

PRO CAREER

- ✦ Has appeared in 30 career games (one start) in his four-year NFL career (Tampa Bay 2018; San Francisco 2018; Detroit 2021; Seattle 2022; Atlanta 2023)
- ✦ Has totaled 21 carries for 122 rushing yards and one rushing TD
- ✦ Has also returned 39 kicks for 1,006 yards
- ✦ Made NFL starting debut in Week 14 of 2021 (at Denver)
- ✦ Made NFL debut in Week 1 of 2021 (vs. San Francisco)

2023 (STEELERS/FALCONS)

- ✦ Played for the Falcons in both Week 1 and 2
- ✦ Contributed on offense and helped to record 221 total net yards, including 130 rushing yards in Week 1 vs. Carolina

2022 (SEAHAWKS)

- ✦ Played in five games
- ✦ Returned 11 kicks for 308 yards, including a career-long 50-yard return

2021 (LIONS)

- ✦ Played in all 17 regular-season games (one start)
- ✦ Registered 18 rushes for 118 rushing yards and one rushing TD after converting from safety to running back
- ✦ Returned 28 kicks for 697 yards

2018 (49ERS/BUCCANEERS)

- ✦ Appeared in five games with the 49ers and one with the Bucs

TRANSACTIONS

- ✦ Signed to the Pittsburgh active roster off the Falcons practice squad on Sept. 20, 2023
- ✦ Signed to the Atlanta practice squad on Aug. 30, 2023
- ✦ Waived by the Falcons on Aug. 29, 2023
- ✦ Signed by Atlanta on July 30, 2023
- ✦ Signed to the Seattle active roster on Dec. 26, 2022
- ✦ Signed to the Seahawks practice squad on Nov. 8, 2022
- ✦ Released by Seattle on Oct. 25, 2022
- ✦ Signed to the Seahawks practice squad on Sept. 28, 2022
- ✦ Released by Detroit on Aug. 30, 2022
- ✦ Signed a Reserve/Futures contract with the Lions on Jan. 14, 2021
- ✦ Released by the N.Y. Jets on Aug. 31, 2019
- ✦ Claimed via waivers by the Jets on Aug. 4, 2019
- ✦ Released by Philadelphia on Aug. 3, 2019
- ✦ Claimed via waivers by the Eagles on April 30, 2019
- ✦ Released by San Francisco on April 29, 2019
- ✦ Claimed via waivers by the 49ers on Nov. 27, 2018
- ✦ Released by Tampa Bay on Nov. 26, 2018
- ✦ Signed to the Buccaneers practice squad on Sept. 2, 2018
- ✦ Released by Tampa Bay on Sept. 1, 2018
- ✦ Signed as an undrafted free agent by the Buccaneers on May 11, 2018

COLLEGE

- ✦ Played four seasons (2014-17) at Northwestern
- ✦ Appeared in 50 games (43 starts) and recorded 324 total tackles (214 solo), 31 passes defended, seven interceptions, three forced fumbles and three fumble recoveries
- ✦ Two-time Second-Team All-Big Ten selection
- ✦ As a redshirt senior in 2017, played in 13 games (12 starts) and led NU defensive backs and ranked third on the team with 78 total tackles (51 solo). Also had a team-best 11 passes defended, two interceptions, one forced fumble and one fumble recovery
- ✦ Started all 13 games as a redshirt junior in 2016 and led the Wildcats with 108 total tackles (78 solo)
- ✦ Also defended nine passes defended, one forced fumble and one fumble recovery
- ✦ As a redshirt sophomore in 2015, started every game and finished second on the team with 87 total tackles (51 solo). Also recorded two passes defended and forced and recovered a fumble
- ✦ In 2014, played in 11 games (five starts) and tied for the team-lead 51 total tackles (34 solo)
- ✦ Also tallied six passes defended and a career-high three interceptions
- ✦ Redshirted in 2013 as a freshman

PERSONAL

- ✦ Attended Pickerington North (Ohio) H.S.
- ✦ Led Pickerington North to a 12-2 record, a Regional 3 DI Championship and an appearance in the state semifinals after recording 1,985 yards on the ground, 29 TDs and 15 catches for 179 receiving yards
- ✦ Also notched five interceptions, including a pick-six, along with 79 tackles and two forced fumbles as a senior
- ✦ Selected as the 2012 Collegiate Sports of America PrepStar Player of the Year for Central Ohio
- ✦ Named First-Team OCC-Ohio Division
- ✦ Spent the 2020 season with the Seattle Dragons of the XFL
- ✦ Nephew of former NFL K Donald Igwebuike, a Nigerian-born kicker who scored the fourth-most points in Bucs history
- ✦ Majored in learning and organizational change
- ✦ Full name: Godwin Eric Igwebuike
- ✦ Son of Leo and Ebony Igwebuike

GODWIN IGWEBUIKE'S NFL REGULAR SEASON RUSHING/RECEIVING STATISTICS

| DATE | TEAM | GP | GS | RUSHING | | | | | | RECEIVING | | | | | |
|---------------------------------------|------------|-----------|----------|-----------|------------|------------|------------|----------|----------|-----------|------------|-----------|----------|----------|--|
| | | | | NO. | YDS. | AVG. | LG | TD | NO. | YDS. | AVG. | LG | TD | | |
| 2018 | Buccaneers | 1 | 0 | 0 | 0 | 0.0 | 0 | 0 | 0 | 0 | 0 | 0.0 | 0 | 0 | |
| Went from Tampa Bay to San Francisco. | | | | | | | | | | | | | | | |
| 2018 | 49ers | 5 | 0 | 0 | 0 | 0.0 | 0 | 0 | 0 | 0 | 0 | 0.0 | 0 | 0 | |
| 2018 | TOTAL | 6 | 0 | 0 | 0 | 0.0 | 0 | 0 | 0 | 0 | 0 | 0.0 | 0 | 0 | |
| 2021 | Lions | 17 | 1 | 18 | 118 | 6.6 | 42t | 1 | 7 | 60 | 8.6 | 18 | 0 | 0 | |
| 2022 | Seahawks | 5 | 0 | 3 | 4 | 1.3 | 4 | 0 | 1 | 3 | 3.0 | 3 | 0 | 0 | |
| 2023 | Falcons | 2 | 0 | 0 | 0 | 0.0 | 0 | 0 | 0 | 0 | 0.0 | 0 | 0 | 0 | |
| NFL TOTALS | | 30 | 1 | 21 | 122 | 5.8 | 42T | 1 | 8 | 63 | 7.9 | 18 | 0 | 0 | |

GODWIN IGWEBUIKE'S NFL POSTSEASON RUSHING/RECEIVING STATISTICS

| DATE | TEAM | GP | GS | RUSHING | | | | | | RECEIVING | | | | | |
|-------------------|----------|----------|----------|----------|----------|------------|----------|----------|----------|-----------|------------|----------|----------|----------|--|
| | | | | NO. | YDS. | AVG. | LG | TD | NO. | YDS. | AVG. | LG | TD | | |
| 2022 | Seahawks | 1 | 0 | 0 | 0 | 0.0 | 0 | 0 | 0 | 0 | 0.0 | 0 | 0 | 0 | |
| NFL TOTALS | | 1 | 0 | 0 | 0 | 0.0 | 0 | 0 | 0 | 0 | 0.0 | 0 | 0 | 0 | |

GODWIN IGWEBUIKE'S NFL REGULAR SEASON RETURN STATISTICS

| DATE | TEAM | RET. | KICKOFF RETURNS | | | | | PUNT RETURNS | | | | |
|---------------------------------------|------------|-----------|-----------------|-------------|-----------|----------|----------|--------------|----------|------------|----------|----------|
| | | | YDS. | AVG. | LG | TD | NO. | FC | YDS. | AVG. | LG | TD |
| 2018 | Buccaneers | 0 | 0 | 0.0 | 0 | 0 | 0 | 0 | 0 | 0.0 | 0 | 0 |
| Went from Tampa Bay to San Francisco. | | | | | | | | | | | | |
| 2018 | 49ers | 0 | 0 | 0.0 | 0 | 0 | 0 | 0 | 0 | 0.0 | 0 | 0 |
| 2018 | TOTAL | 0 | 0 | 0.0 | 0 | 0 | 0 | 0 | 0 | 0.0 | 0 | 0 |
| 2021 | Lions | 28 | 697 | 24.9 | 47 | 0 | 0 | 0 | 0 | 0.0 | 0 | 0 |
| 2022 | Seahawks | 11 | 308 | 28.0 | 50 | 0 | 0 | 0 | 0 | 0.0 | 0 | 0 |
| 2023 | Falcons | 0 | 0 | 0.0 | 0 | 0 | 0 | 0 | 0 | 0.0 | 0 | 0 |
| NFL TOTALS | | 39 | 1,005 | 25.8 | 50 | 0 | 0 | 0 | 0 | 0.0 | 0 | 0 |

GODWIN IGWEBUIKE'S NFL POSTSEASON RETURN STATISTICS

| DATE | TEAM | RET. | KICKOFF RETURNS | | | | | PUNT RETURNS | | | | |
|-------------------|----------|----------|-----------------|-------------|-----------|----------|----------|--------------|----------|------------|----------|----------|
| | | | YDS. | AVG. | LG | TD | NO. | FC | YDS. | AVG. | LG | TD |
| 2022 | Seahawks | 6 | 150 | 25.0 | 37 | 0 | 0 | 0 | 0 | 0.0 | 0 | 0 |
| NFL TOTALS | | 6 | 150 | 25.0 | 37 | 0 | 0 | 0 | 0 | 0.0 | 0 | 0 |

GODWIN IGWEBUIKE'S NFL REGULAR SEASON DEFENSIVE STATISTICS

| DATE | TEAM | GP | GS | TACKLES | | | | | | | | INTERCEPTIONS | | | | O. FUMB | | | | ST | | | | MISC | | | | | |
|---------------------------------------|------------|-----------|----------|----------|----------|----------|----------|----------|----------|------------|----------|---------------|----------|----------|----------|----------|----------|----------|----------|----------|----------|----------|----------|----------|----------|----------|----------|----------|----------|
| | | | | TK | S | A | TFL | YDS | SK | YDS | QBH | NO | YDS | LG | TD | PD | FF | FR | TD | YDS | TK | S | A | FF | FR | S | A | | |
| 2018 | Buccaneers | 1 | 0 | 0 | 0 | 0 | 0 | 0 | 0 | 0.0 | 0 | 0 | 0 | 0 | 0 | 0 | 0 | 0 | 0 | 0 | 0 | 0 | 0 | 0 | 0 | 0 | 0 | 0 | |
| Went from Tampa Bay to San Francisco. | | | | | | | | | | | | | | | | | | | | | | | | | | | | | |
| 2018 | 49ers | 5 | 0 | 0 | 0 | 0 | 0 | 0 | 0 | 0.0 | 0 | 0 | 0 | 0 | 0 | 0 | 0 | 0 | 0 | 0 | 0 | 0 | 0 | 0 | 0 | 0 | 0 | 0 | 0 |
| 2018 | TOTAL | 6 | 0 | 0 | 0 | 0 | 0 | 0 | 0 | 0.0 | 0 | 0 | 0 | 0 | 0 | 0 | 0 | 0 | 0 | 0 | 0 | 0 | 0 | 0 | 0 | 0 | 0 | 0 | 0 |
| 2021 | Lions | 17 | 1 | 0 | 0 | 0 | 0 | 0 | 0 | 0.0 | 0 | 0 | 0 | 0 | 0 | 0 | 0 | 0 | 0 | 0 | 0 | 0 | 0 | 0 | 0 | 0 | 0 | 0 | 0 |
| 2022 | Seahawks | 5 | 0 | 0 | 0 | 0 | 0 | 0 | 0 | 0.0 | 0 | 0 | 0 | 0 | 0 | 0 | 0 | 0 | 0 | 0 | 0 | 0 | 0 | 0 | 0 | 0 | 0 | 0 | 0 |
| 2023 | Falcons | 2 | 0 | 0 | 0 | 0 | 0 | 0 | 0 | 0.0 | 0 | 0 | 0 | 0 | 0 | 0 | 0 | 0 | 0 | 0 | 0 | 0 | 0 | 0 | 0 | 0 | 0 | 0 | 0 |
| NFL TOTALS | | 30 | 1 | 0 | 0 | 0 | 0 | 0 | 0 | 0.0 | 0 | 0 | 0 | 0 | 0 | 0 | 0 | 0 | 0 | 0 | 0 | 0 | 0 | 0 | 0 | 0 | 0 | 0 | 0 |

GODWIN IGWEBUIKE'S NFL POSTSEASON DEFENSIVE STATISTICS

| DATE | TEAM | GP | GS | TACKLES | | | | | | | | INTERCEPTIONS | | | | O. FUMB | | | | ST | | | | MISC | | | | |
|-------------------|----------|----------|----------|----------|----------|----------|----------|----------|----------|------------|----------|---------------|----------|----------|----------|----------|----------|----------|----------|----------|----------|----------|----------|----------|----------|----------|----------|----------|
| | | | | TK | S | A | TFL | YDS | SK | YDS | QBH | NO | YDS | LG | TD | PD | FF | FR | TD | YDS | TK | S | A | FF | FR | S | A | |
| 2022 | Seahawks | 1 | 0 | 0 | 0 | 0 | 0 | 0 | 0 | 0.0 | 0 | 0 | 0 | 0 | 0 | 0 | 0 | 0 | 0 | 0 | 0 | 0 | 0 | 0 | 0 | 0 | 0 | 0 |
| NFL TOTALS | | 1 | 0 | 0 | 0 | 0 | 0 | 0 | 0 | 0.0 | 0 | 0 | 0 | 0 | 0 | 0 | 0 | 0 | 0 | 0 | 0 | 0 | 0 | 0 | 0 | 0 | 0 | 0 |

SINGLE-GAME HIGHS: RUSHING/RECEIVING

| | | | |
|-------------------|---|--------------------------------|--|
| Rush Attempts | 8 at Denver Broncos, Dec 12, 2021 3 vs. New York Jets, Jan 01, 2023 ...1 more at 3. | Longest Receptions | 18 vs. Philadelphia Eagles, Oct 31, 2021 17 vs. Philadelphia Eagles, Oct 31, 2021 |
| Rushing Yards | 56 at Pittsburgh Steelers, Nov 14, 2021 25 at Denver Broncos, Dec 12, 2021 | All-Purpose Yards | 184 vs. Philadelphia Eagles, Oct 31, 2021 178 at Pittsburgh Steelers, Nov 14, 2021 |
| Rushing Average | 3.1 at Denver Broncos, Dec 12, 2021 | Kickoff Returns | 5 at Pittsburgh Steelers, Nov 14, 2021 4 vs. Philadelphia Eagles, Oct 31, 2021 ...1 more at 4. |
| Longest Runs | 42t at Pittsburgh Steelers, Nov 14, 2021 14 at Pittsburgh Steelers, Nov 14, 2021 | Kickoff Return Yards | 126 vs. Philadelphia Eagles, Oct 31, 2021 122 at Pittsburgh Steelers, Nov 14, 2021 |
| Rushing TDs | 1 at Pittsburgh Steelers, Nov 14, 2021 | Longest Kickoff Return | 50 vs. Carolina Panthers, Dec 11, 2022 48 at Kansas City Chiefs, Dec 24, 2022 |
| Receptions | 3 vs. Philadelphia Eagles, Oct 31, 2021 2 vs. Arizona Cardinals, Dec 19, 2021 | Longest Kickoff Return Average | 34.7 vs. Carolina Panthers, Dec 11, 2022 31.5 vs. Philadelphia Eagles, Oct 31, 2021 |
| Receiving Yards | 40 vs. Philadelphia Eagles, Oct 31, 2021 13 vs. Minnesota Vikings, Dec 05, 2021 | Kickoff Return Average | 1 at Seattle Seahawks, Jan 02, 2022 1 vs. Minnesota Vikings, Dec 05, 2021 ...7 more at 1. |
| Receiving Average | 13.3 vs. Philadelphia Eagles, Oct 31, 2021 | Special Teams Tackles | 1 at Pittsburgh Steelers, Nov 14, 2021 |
| | | Most TDs | 1 at Pittsburgh Steelers, Nov 14, 2021 |

SINGLE-GAME HIGHS - POSTSEASON: RUSHING/RECEIVING

| | | | |
|----------------------|--|------------------------|---|
| All-Purpose Yards | 150 at San Francisco 49ers, Jan 14, 2023 | Longest Kickoff Return | 37 at San Francisco 49ers, Jan 14, 2023 |
| Kickoff Returns | 6 at San Francisco 49ers, Jan 14, 2023 | | 27 at San Francisco 49ers, Jan 14, 2023 |
| Kickoff Return Yards | 150 at San Francisco 49ers, Jan 14, 2023 | | 25 at San Francisco 49ers, Jan 14, 2023 22 at San Francisco 49ers, Jan 14, 2023 20 at San Francisco 49ers, Jan 14, 2023 |
| | | Kickoff Return Average | 25.0 at San Francisco 49ers, Jan 14, 2023 |

SINGLE-GAME HIGHS: DEFENSIVE

| | |
|-----------------------|---|
| Special Teams Tackles | 1 at Seattle Seahawks, Jan 02, 2022 1 vs. Minnesota Vikings, Dec 05, 2021 ...7 more at 1. |
|-----------------------|---|

2023 GAME-BY-GAME REGULAR-SEASON STATISTICS (FALCONS)

| DATE | OPPONENT | P/S | RUSHING | | | | | RECEIVING | | | | | W/L | SCORE |
|--------------------|------------|-----|---------|------|------|----|----------------|-----------|------|------|----|----|-----|-------|
| | | | NO. | YDS. | AVG. | LG | TD | NO. | YDS. | AVG. | LG | TD | | |
| 09/10 | Panthers | P | 0 | 0 | 0.0 | 0 | 0 | 0 | 0 | 0.0 | 0 | 0 | W | 24-10 |
| 09/17 | Packers | | | | | | PRACTICE SQUAD | | | | | | W | 25-24 |
| 09/24 | at Lions | | | | | | PRACTICE SQUAD | | | | | | L | 6-20 |
| 10/01 | at Jaguars | | | | | | PRACTICE SQUAD | | | | | | L | 7-23 |
| 10/08 | Texans | | | | | | PRACTICE SQUAD | | | | | | W | 21-19 |
| 10/15 | Commanders | | | | | | PRACTICE SQUAD | | | | | | L | 16-24 |
| 2023 TOTALS | | 1-0 | 0 | 0 | 0.0 | 0 | 0 | 0 | 0 | 0.0 | 0 | 0 | 3-3 | |

2022 GAME-BY-GAME REGULAR-SEASON STATISTICS (SEAHAWKS)

| DATE | OPPONENT | P/S | RUSHING | | | | | RECEIVING | | | | | W/L | SCORE |
|--------------------|---------------|-----|---------|------|------|----|----------------|-----------|------|------|----|----|-----|--------|
| | | | NO. | YDS. | AVG. | LG | TD | NO. | YDS. | AVG. | LG | TD | | |
| 09/12 | Broncos | | | | | | PRACTICE SQUAD | | | | | | W | 17-16 |
| 09/18 | at 49ers | | | | | | PRACTICE SQUAD | | | | | | L | 7-27 |
| 09/25 | Falcons | | | | | | PRACTICE SQUAD | | | | | | L | 23-27 |
| 10/02 | at Lions | | | | | | PRACTICE SQUAD | | | | | | W | 48-45 |
| 10/09 | at Saints | | | | | | PRACTICE SQUAD | | | | | | L | 32-39 |
| 10/16 | Cardinals | | | | | | PRACTICE SQUAD | | | | | | W | 19-9 |
| 10/23 | at Chargers | | | | | | PRACTICE SQUAD | | | | | | W | 37-23 |
| 10/30 | Giants | | | | | | NOT ON ROSTER | | | | | | W | 27-13 |
| 11/06 | at Cardinals | | | | | | NOT ON ROSTER | | | | | | W | 31-21 |
| 11/13 | at Buccaneers | | | | | | PRACTICE SQUAD | | | | | | L | 16-21 |
| 11/27 | Raiders | | | | | | PRACTICE SQUAD | | | | | | L | 34-40+ |
| 12/04 | at Rams | | | | | | PRACTICE SQUAD | | | | | | W | 27-23 |
| 12/11 | Panthers | P | 0 | 0 | 0.0 | 0 | 0 | 0 | 0 | 0.0 | 0 | 0 | L | 24-30 |
| 12/15 | 49ers | P | 0 | 0 | 0.0 | 0 | 0 | 0 | 0 | 0.0 | 0 | 0 | L | 13-21 |
| 12/24 | at Chiefs | | | | | | PRACTICE SQUAD | | | | | | L | 10-24 |
| 01/01 | Jets | P | 3 | 4 | 1.3 | 4 | 0 | 1 | 3 | 3.0 | 3 | 0 | W | 23-6 |
| 01/08 | Rams | P | 0 | 0 | 0.0 | 0 | 0 | 0 | 0 | 0.0 | 0 | 0 | W | 19-16+ |
| 2022 TOTALS | | 4-0 | 3 | 4 | 1.3 | 4 | 0 | 1 | 3 | 3.0 | 3 | 0 | 9-8 | |

+ - Overtime

2021 GAME-BY-GAME REGULAR-SEASON STATISTICS (LIONS)

| DATE | OPPONENT | P/S | RUSHING | | | | | RECEIVING | | | | | W/L/T | SCORE |
|--------------------|-------------|------|-----------|------------|------------|------------|----------|-----------|-----------|------------|-----------|----------|---------------|-------|
| | | | NO. | YDS. | AVG. | LG | TD | NO. | YDS. | AVG. | LG | TD | | |
| 09/12 | 49ers | P | 0 | 0 | 0.0 | 0 | 0 | 0 | 0 | 0.0 | 0 | 0 | L | 33-41 |
| 09/20 | at Packers | P | 0 | 0 | 0.0 | 0 | 0 | 0 | 0 | 0.0 | 0 | 0 | L | 17-35 |
| 09/26 | Ravens | P | 0 | 0 | 0.0 | 0 | 0 | 0 | 0 | 0.0 | 0 | 0 | L | 17-19 |
| 10/03 | at Bears | P | 0 | 0 | 0.0 | 0 | 0 | 0 | 0 | 0.0 | 0 | 0 | L | 14-24 |
| 10/10 | at Vikings | P | 0 | 0 | 0.0 | 0 | 0 | 0 | 0 | 0.0 | 0 | 0 | L | 17-19 |
| 10/17 | Bengals | P | 0 | 0 | 0.0 | 0 | 0 | 0 | 0 | 0.0 | 0 | 0 | L | 11-34 |
| 10/24 | at Rams | P | 0 | 0 | 0.0 | 0 | 0 | 0 | 0 | 0.0 | 0 | 0 | L | 19-28 |
| 10/31 | Eagles | P | 3 | 18 | 6.0 | 9 | 0 | 3 | 40 | 13.3 | 18 | 0 | L | 6-44 |
| 11/14 | at Steelers | P | 2 | 56 | 28.0 | 42t | 1 | 0 | 0 | 0.0 | 0 | 0 | T | 16-16 |
| 11/21 | at Browns | P | 0 | 0 | 0.0 | 0 | 0 | 1 | -4 | -4.0 | -4 | 0 | L | 10-13 |
| 11/25 | Bears | P | 1 | 11 | 11.0 | 11 | 0 | 0 | 0 | 0.0 | 0 | 0 | L | 14-16 |
| 12/05 | Vikings | P | 2 | 8 | 4.0 | 6 | 0 | 1 | 13 | 13.0 | 13 | 0 | W | 29-27 |
| 12/12 | at Broncos | S | 8 | 25 | 3.1 | 6 | 0 | 0 | 0 | 0.0 | 0 | 0 | L | 10-38 |
| 12/19 | Cardinals | P | 2 | 0 | 0.0 | 0 | 0 | 2 | 11 | 5.5 | 13 | 0 | W | 30-12 |
| 12/26 | at Falcons | P | 0 | 0 | 0.0 | 0 | 0 | 0 | 0 | 0.0 | 0 | 0 | L | 16-20 |
| 01/02 | at Seahawks | P | 0 | 0 | 0.0 | 0 | 0 | 0 | 0 | 0.0 | 0 | 0 | L | 29-51 |
| 01/09 | Packers | P | 0 | 0 | 0.0 | 0 | 0 | 0 | 0 | 0.0 | 0 | 0 | W | 37-30 |
| 2021 TOTALS | | 17-1 | 18 | 118 | 6.6 | 42T | 1 | 7 | 60 | 8.6 | 18 | 0 | 3-13-1 | |

2020 GAME-BY-GAME REGULAR-SEASON STATISTICS (JETS)

| DATE | OPPONENT | P/S | RUSHING | | | | | RECEIVING | | | | | W/L | SCORE |
|--------------------|-------------|-----|----------|----------|------------|----------|----------|-----------|----------|------------|----------|----------|-------------|-------|
| | | | NO. | YDS. | AVG. | LG | TD | NO. | YDS. | AVG. | LG | TD | | |
| 09/13 | at Bills | | | | | | | | | | | | L | 17-27 |
| 09/20 | 49ers | | | | | | | | | | | | L | 13-31 |
| 09/27 | at Colts | | | | | | | | | | | | L | 7-36 |
| 10/01 | Broncos | | | | | | | | | | | | L | 28-37 |
| 10/11 | Cardinals | | | | | | | | | | | | L | 10-30 |
| 10/18 | at Dolphins | | | | | | | | | | | | L | 0-24 |
| 10/25 | Bills | | | | | | | | | | | | L | 10-18 |
| 11/01 | at Chiefs | | | | | | | | | | | | L | 9-35 |
| 11/09 | Patriots | | | | | | | | | | | | L | 27-30 |
| 11/22 | at Chargers | | | | | | | | | | | | L | 28-34 |
| 11/29 | Dolphins | | | | | | | | | | | | L | 3-20 |
| 12/06 | Raiders | | | | | | | | | | | | L | 28-31 |
| 12/13 | at Seahawks | | | | | | | | | | | | L | 3-40 |
| 12/20 | at Rams | | | | | | | | | | | | W | 23-20 |
| 12/27 | Browns | | | | | | | | | | | | W | 23-16 |
| 01/03 | at Patriots | | | | | | | | | | | | L | 14-28 |
| 2020 TOTALS | | 0-0 | 0 | 0 | 0.0 | 0 | 0 | 0 | 0 | 0.0 | 0 | 0 | 2-14 | |

2019 GAME-BY-GAME REGULAR-SEASON STATISTICS (JETS)

| DATE | OPPONENT | P/S | RUSHING | | | | | RECEIVING | | | | | W/L | SCORE |
|--------------------|-------------|-----|----------|----------|------------|----------|----------|-----------|----------|------------|----------|----------|------------|-------|
| | | | NO. | YDS. | AVG. | LG | TD | NO. | YDS. | AVG. | LG | TD | | |
| 09/08 | Bills | | | | | | | | | | | | L | 16-17 |
| 09/16 | Browns | | | | | | | | | | | | L | 3-23 |
| 09/22 | at Patriots | | | | | | | | | | | | L | 14-30 |
| 10/06 | at Eagles | | | | | | | | | | | | L | 6-31 |
| 10/13 | Cowboys | | | | | | | | | | | | W | 24-22 |
| 10/21 | Patriots | | | | | | | | | | | | L | 0-33 |
| 10/27 | at Jaguars | | | | | | | | | | | | L | 15-29 |
| 11/03 | at Dolphins | | | | | | | | | | | | L | 18-26 |
| 11/10 | Giants | | | | | | | | | | | | W | 34-27 |
| 11/17 | at Redskins | | | | | | | | | | | | W | 34-17 |
| 11/24 | Raiders | | | | | | | | | | | | W | 34-3 |
| 12/01 | at Bengals | | | | | | | | | | | | L | 6-22 |
| 12/08 | Dolphins | | | | | | | | | | | | W | 22-21 |
| 12/12 | at Ravens | | | | | | | | | | | | L | 21-42 |
| 12/22 | Steelers | | | | | | | | | | | | W | 16-10 |
| 12/29 | at Bills | | | | | | | | | | | | W | 13-6 |
| 2019 TOTALS | | 0-0 | 0 | 0 | 0.0 | 0 | 0 | 0 | 0 | 0.0 | 0 | 0 | 7-9 | |

2018 GAME-BY-GAME REGULAR-SEASON STATISTICS (BUCCANEERS/49ERS)

| DATE | OPPONENT | P/S | RUSHING | | | | | RECEIVING | | | | | W/L | SCORE |
|--|-------------|------------|----------|----------|------------|----------|----------|-----------|----------|------------|----------|----------|-------------|--------|
| | | | NO. | YDS. | AVG. | LG | TD | NO. | YDS. | AVG. | LG | TD | | |
| 09/09 | at Saints | | | | | | | | | | | | W | 48-40 |
| 09/16 | Eagles | | | | | | | | | | | | W | 27-21 |
| 09/24 | Steelers | | | | | | | | | | | | L | 27-30 |
| 09/30 | at Bears | | | | | | | | | | | | L | 10-48 |
| 10/14 | at Falcons | | | | | | | | | | | | L | 29-34 |
| 10/21 | Browns | | | | | | | | | | | | W | 26-23+ |
| 10/28 | at Bengals | | | | | | | | | | | | L | 34-37 |
| 11/04 | at Panthers | | | | | | | | | | | | L | 28-42 |
| 11/11 | Redskins | | | | | | | | | | | | L | 3-16 |
| 11/18 | at Giants | P | 0 | 0 | 0.0 | 0 | 0 | 0 | 0 | 0.0 | 0 | 0 | L | 35-38 |
| 11/25 | 49ers | | | | | | | | | | | | W | 27-9 |
| Went from Buccaneers to 49ers . INJURED RESERVE | | | | | | | | | | | | | L | 16-43 |
| 12/02 | at Seahawks | | | | | | | | | | | | L | 16-43 |
| 12/09 | Broncos | | | | | | | | | | | | W | 20-14 |
| 12/16 | Seahawks | | | | | | | | | | | | W | 26-23+ |
| 12/23 | Bears | | | | | | | | | | | | L | 9-14 |
| 12/30 | at Rams | | | | | | | | | | | | L | 32-48 |
| 2018 TOTALS | | 1-0 | 0 | 0 | 0.0 | 0 | 0 | 0 | 0 | 0.0 | 0 | 0 | 6-10 | |

+ Overtime

2022 GAME-BY-GAME POSTSEASON STATISTICS (SEAHAWKS)

| DATE | OPPONENT | P/S | RUSHING | | | | | RECEIVING | | | | | W/L | SCORE |
|--------------------|----------|------------|----------|----------|------------|----------|----------|-----------|----------|------------|----------|----------|------------|-------|
| | | | NO. | YDS. | AVG. | LG | TD | NO. | YDS. | AVG. | LG | TD | | |
| 01/14 | at 49ers | P | 0 | 0 | 0.0 | 0 | 0 | 0 | 0 | 0.0 | 0 | 0 | L | 23-41 |
| 2022 TOTALS | | 1-0 | 0 | 0 | 0.0 | 0 | 0 | 0 | 0 | 0.0 | 0 | 0 | 0-1 | |

2023 GAME-BY-GAME REGULAR-SEASON STATISTICS (FALCONS)

| DATE | OPPONENT | P/S | TACKLES | | | | INTERCEPTIONS | | | | O. FUMB. | | | ST | | | MISC | | W/L | SCORE | | | | | | | | |
|--------------------|------------|------------|----------|----------|----------|------------|---------------|----------|----------|----------|----------|----------|----------|----------|----------|----------|----------|----------|----------|----------|----------|----------|----------|----------|----------|----------|------------|-------|
| | | | TK | S | A | SK | YDS | TFL | YDS | QBH | NO | YDS | LG | TD | PD | FF | FR | TD | | | YDS | TK | S | A | FF | FR | S | A |
| 09/10 | Panthers | P | 0 | 0 | 0 | 0.0 | 0.0 | 0 | 0 | 0 | 0 | 0 | 0 | 0 | 0 | 0 | 0 | 0 | 0 | 0 | 0 | 0 | 0 | 0 | 0 | 0 | W | 24-10 |
| 09/17 | Packers | | | | | | | | | | | | | | | | | | | | | | | | | W | 25-24 | |
| 09/24 | at Lions | | | | | | | | | | | | | | | | | | | | | | | | | L | 6-20 | |
| 10/01 | at Jaguars | | | | | | | | | | | | | | | | | | | | | | | | | L | 7-23 | |
| 10/08 | Texans | | | | | | | | | | | | | | | | | | | | | | | | | W | 21-19 | |
| 10/15 | Commanders | | | | | | | | | | | | | | | | | | | | | | | | | L | 16-24 | |
| 2023 TOTALS | | 1-0 | 0 | 0 | 0 | 0.0 | 0.0 | 0 | 0 | 0 | 0 | 0 | 0 | 0 | 0 | 0 | 0 | 0 | 0 | 0 | 0 | 0 | 0 | 0 | 0 | 0 | 3-3 | |


2022 GAME-BY-GAME REGULAR-SEASON STATISTICS (SEAHAWKS)

| DATE | OPPONENT | P/S | TACKLES | | | | INTERCEPTIONS | | | | O. FUMB. | | | ST | | | MISC | | W/L | SCORE | | | | | | | |
|--------------------|---------------|------------|----------|----------|----------|------------|---------------|----------|----------|----------|----------|----------|----------|----------|----------|----------|----------|----------|----------|----------|----------|----------|----------|----------|----------|------------|--------|
| | | | TK | S | A | SK | YDS | TFL | YDS | QBH | NO | YDS | LG | TD | PD | FF | FR | TD | | | YDS | TK | S | A | FF | FR | S |
| 09/12 | Broncos | | | | | | | | | | | | | | | | | | | | | | | | | W | 17-16 |
| 09/18 | at 49ers | | | | | | | | | | | | | | | | | | | | | | | | | L | 7-27 |
| 09/25 | Falcons | | | | | | | | | | | | | | | | | | | | | | | | | L | 23-27 |
| 10/02 | at Lions | | | | | | | | | | | | | | | | | | | | | | | | | W | 48-45 |
| 10/09 | at Saints | | | | | | | | | | | | | | | | | | | | | | | | | L | 32-39 |
| 10/16 | Cardinals | | | | | | | | | | | | | | | | | | | | | | | | | W | 19-9 |
| 10/23 | at Chargers | | | | | | | | | | | | | | | | | | | | | | | | | W | 37-23 |
| 10/30 | Giants | | | | | | | | | | | | | | | | | | | | | | | | | W | 27-13 |
| 11/06 | at Cardinals | | | | | | | | | | | | | | | | | | | | | | | | | W | 31-21 |
| 11/13 | at Buccaneers | | | | | | | | | | | | | | | | | | | | | | | | | L | 16-21 |
| 11/27 | Raiders | | | | | | | | | | | | | | | | | | | | | | | | | L | 34-40+ |
| 12/04 | at Rams | | | | | | | | | | | | | | | | | | | | | | | | | W | 27-23 |
| 12/11 | Panthers | P | 0 | 0 | 0 | 0.0 | 0.0 | 0 | 0 | 0 | 0 | 0 | 0 | 0 | 0 | 0 | 0 | 0 | 0 | 0 | 0 | 0 | 0 | 0 | 0 | L | 24-30 |
| 12/15 | 49ers | P | 0 | 0 | 0 | 0.0 | 0.0 | 0 | 0 | 0 | 0 | 0 | 0 | 0 | 0 | 0 | 0 | 0 | 1 | 0 | 1 | 0 | 0 | 0 | 0 | L | 13-21 |
| 12/24 | at Chiefs | | | | | | | | | | | | | | | | | | | | | | | | | L | 10-24 |
| 01/01 | Jets | P | 0 | 0 | 0 | 0.0 | 0.0 | 0 | 0 | 0 | 0 | 0 | 0 | 0 | 0 | 0 | 0 | 0 | 1 | 0 | 1 | 0 | 0 | 0 | 0 | W | 23-6 |
| 01/08 | Rams | P | 0 | 0 | 0 | 0.0 | 0.0 | 0 | 0 | 0 | 0 | 0 | 0 | 0 | 0 | 0 | 0 | 0 | 1 | 1 | 0 | 0 | 0 | 0 | 0 | W | 19-16+ |
| 2022 TOTALS | | 4-0 | 0 | 0 | 0 | 0.0 | 0.0 | 0 | 0 | 0 | 0 | 0 | 0 | 0 | 0 | 0 | 0 | 0 | 3 | 1 | 2 | 0 | 0 | 0 | 0 | 9-8 | |

+ Overtime

2022 GAME-BY-GAME POSTSEASON STATISTICS (SEAHAWKS)

| DATE | OPPONENT | P/S | TACKLES | | | | | | | INTERCEPTIONS | | | | | O. FUMB | | | ST | | | | MISC | | SCORE | | | | |
|--------------------|----------|------------|----------|----------|----------|------------|------------|----------|----------|---------------|----------|----------|----------|----------|----------|----------|----------|----------|----------|----------|----------|----------|----------|----------|----------|----------|------------|-------|
| | | | TK | S | A | SK | YDS | TFL | YDS | QBH | NO | YDS | LG | TD | PD | FF | FR | TD | YDS | TK | S | A | FF | | FR | S | A | W/L |
| 01/14 | at 49ers | P | 0 | 0 | 0 | 0.0 | 0.0 | 0 | 0 | 0 | 0 | 0 | 0 | 0 | 0 | 0 | 0 | 0 | 0 | 0 | 0 | 0 | 0 | 0 | 0 | 0 | L | 23-41 |
| 2022 TOTALS | | 1-0 | 0 | 0 | 0 | 0.0 | 0.0 | 0 | 0 | 0 | 0 | 0 | 0 | 0 | 0 | 0 | 0 | 0 | 0 | 0 | 0 | 0 | 0 | 0 | 0 | 0 | 0-1 | |



77
OFFENSIVE TACKLE
BRODERICK JONES

HEIGHT: 6-5
WEIGHT: 311
BORN: May 16, 2001
COLLEGE: Georgia

BIRTHPLACE: Lithonia, GA
HOW ACQUIRED: D1 '23
NFL EXPERIENCE: R

PRO CAREER

- ✦ Has yet to make NFL debut

TRANSACTIONS

- ✦ Signed four-year contract with Pittsburgh on June 23, 2023
- ✦ Drafted by the Steelers in the first round (14th overall) of the 2023 NFL Draft

COLLEGE

- ✦ Appeared in 32 games (19 starts) at Georgia (2020-22)
- ✦ Helped the Bulldogs to consecutive National Championships (2021, 2022)
- ✦ Named Associated Press All-SEC First-Team in 2022
- ✦ Allowed just two sacks (both in 2021) on 636 career pass block snaps
- ✦ Named Coaches' Freshman All-SEC Team in 2021
- ✦ Played in every game, starting the last four games of the regular season at left tackle for Georgia's nation title-winning season in 2021

PERSONAL

- ✦ Selected to represent Team Pressure in the 2020 Under Armour All-America Game, where he was regarded as one of the top offensive linemen
- ✦ 247sports.com composite five-star prospect
- ✦ Ranked as the No. 11 prospect nationally, the No. 2 offensive tackle prospect and No. 3 prospect from the state of Georgia
- ✦ ESPN.com five-star prospect, the No. 9 prospect nationally, No. 1 offensive tackle prospect nationally, No. 5 prospect in the Southeast region and No. 3 in Georgia
- ✦ PrepStar Magazine five-star prospect, ranked No. 18 prospect nationally, the No. 2 offensive tackle and a member of the Team 150 Dream Team
- ✦ Rivals.com five-star prospect, No. 5 prospect nationally, No. 2 offensive tackle nationally, No. 2 player from Georgia
- ✦ Named a unanimous selection to the 2019 Class 5A All-State First Team offense by the Georgia Sports Writers Association and the Atlanta Journal-Constitution
- ✦ As a senior, he led the Bulldogs to wins in three of their last four region games to claim a No. 3 seed in the GHSA Class 5A playoffs
- ✦ Paved the way for a Lithonia offense that averaged 25.1 points per game in the regular season, as well as 3,106 yards of offense (282.4 yards per game)
- ✦ Registered 11 pancake blocks on the line, as well as 17 tackles, five tackles for loss and four sacks for 36 yards lost as a defensive tackle
- ✦ 2019 AJC Super 11 selection, joining 28 previous Super 11 honorees to play under head coach Kirby Smart at Georgia
- ✦ Named to the USA Today 2018 ALL-USA Georgia First Team offense following his junior campaign, as well as a Class 5A first team selection by the Georgia Association of Coaches
- ✦ Tabbod for the 2018 MaxPreps Preseason Junior All-American Second Team offense
- ✦ Competed at the 2019 Under Armour Future 50 event as a junior, emerging as one of the nation's top offensive linemen
- ✦ Skilled post player on the Lithonia varsity basketball team, helping lead the Bulldogs to the Class 5A Final Four with a 21-10 record (10-3 in Region 5) as a junior
- ✦ Full name Broderick Bernard Jones
- ✦ Recipient of the Heyward Allen Football Scholarship

BRODERICK JONES' NFL REGULAR SEASON DEFENSIVE STATISTICS

| DATE | TEAM | GP | GS | TACKLES | | | | | | | INTERCEPTIONS | | | | | O. FUMB | | | | | ST | | | | MISC. | |
|-------------------|----------|----------|----------|----------|----------|----------|----------|----------|------------|------------|---------------|----------|----------|----------|----------|----------|----------|----------|----------|----------|----------|----------|----------|----------|----------|----------|
| | | | | TK | S | A | TFL | YDS | SK | YDS | QBH | NO | YDS | LG | TD | PD | FF | FR | TD | YDS | TK | S | A | FF | FR | S |
| 2023 | Steelers | 5 | 1 | 0 | 0 | 0 | 0 | 0 | 0.0 | 0.0 | 0 | 0 | 0 | 0 | 0 | 0 | 0 | 0 | 0 | 0 | 0 | 0 | 0 | 0 | 0 | 0 |
| NFL TOTALS | | 5 | 1 | 0 | 0 | 0 | 0 | 0 | 0.0 | 0.0 | 0 | 0 | 0 | 0 | 0 | 0 | 0 | 0 | 0 | 0 | 0 | 0 | 0 | 0 | 0 | 0 |

2023 GAME-BY-GAME REGULAR-SEASON STATISTICS (STEELERS)

| DATE | OPPONENT | P/S | TACKLES | | | | | | | INTERCEPTIONS | | | | | O. FUMB | | | | | ST | | | | MISC | | | |
|--------------------|------------|------------|----------|----------|----------|------------|------------|----------|----------|---------------|----------|----------|----------|----------|----------|----------|----------|----------|----------|----------|----------|----------|----------|----------|----------|------------|-------|
| | | | TK | S | A | SK | YDS | TFL | YDS | QBH | NO | YDS | LG | TD | PD | FF | FR | TD | YDS | TK | S | A | FF | FR | S | A | W/L |
| 09/10 | 49ers | P | 0 | 0 | 0 | 0.0 | 0.0 | 0 | 0 | 0 | 0 | 0 | 0 | 0 | 0 | 0 | 0 | 0 | 0 | 0 | 0 | 0 | 0 | 0 | 0 | L | 7-30 |
| 09/18 | Browns | P | 0 | 0 | 0 | 0.0 | 0.0 | 0 | 0 | 0 | 0 | 0 | 0 | 0 | 0 | 0 | 0 | 0 | 0 | 0 | 0 | 0 | 0 | 0 | 0 | W | 26-22 |
| 09/24 | at Raiders | P | 0 | 0 | 0 | 0.0 | 0.0 | 0 | 0 | 0 | 0 | 0 | 0 | 0 | 0 | 0 | 0 | 0 | 0 | 0 | 0 | 0 | 0 | 0 | 0 | W | 23-18 |
| 10/01 | at Texans | P | 0 | 0 | 0 | 0.0 | 0.0 | 0 | 0 | 0 | 0 | 0 | 0 | 0 | 0 | 0 | 0 | 0 | 0 | 0 | 0 | 0 | 0 | 0 | 0 | L | 6-30 |
| 10/08 | Ravens | S | 0 | 0 | 0 | 0.0 | 0.0 | 0 | 0 | 0 | 0 | 0 | 0 | 0 | 0 | 0 | 0 | 0 | 0 | 0 | 0 | 0 | 0 | 0 | 0 | W | 17-10 |
| 2023 TOTALS | | S-1 | 0 | 0 | 0 | 0.0 | 0.0 | 0 | 0 | 0 | 0 | 0 | 0 | 0 | 0 | 0 | 0 | 0 | 0 | 0 | 0 | 0 | 0 | 0 | 0 | 3-2 | |



23

SAFETY

DAMONTAE KAZEE

(Rush) 6'1" 174 lbs

HEIGHT: 5-11

WEIGHT: 174

BORN: June 5, 1993

COLLEGE: San Diego State

BIRTHPLACE: San Bernardino, CA

HOW ACQUIRED: FA '22

NFL EXPERIENCE: 7th year

PRO CAREER

- ✦ Has played in 78 games (53 starts) in his six-year NFL career (Atlanta, 2017-20; Dallas, 2021; Pittsburgh, 2022)
- ✦ Has registered 257 tackles (172 solo), three tackles for loss, 19 passes defended, 14 interceptions and seven forced fumbles
- ✦ As a rookie in 2017, played in all 16 games before earning the starting role in his second season (2018), where he started the final 15 games
- ✦ Finished with career-highs in tackles (80), interceptions (seven) and passes defended (10) in 2018
- ✦ His seven interceptions in 2018 were tied for the most in the NFL
- ✦ Made NFL debut in Week 1 of 2017 (at Chicago)
- ✦ Made NFL starting debut in Week 4 of 2017 (vs. Buffalo)

2022 (STEELERS)

- ✦ Played in nine games (four starts) after spending the first 10 weeks of the season on the Reserve/Injured List
- ✦ Registered 19 tackles (11 solo), two interceptions and two passes defended
- ✦ Picked off Saints QB Andy Dalton in his first game with Pittsburgh in Week 10
- ✦ Caught an interception from Browns QB Deshaun Watson and returned it for 12 yards in Week 18

2021 (COWBOYS)

- ✦ Played in 17 games (15 starts)
- ✦ Recorded 51 tackles (34 solo), four passes defended, two forced fumbles and two interceptions
- ✦ Registered eight tackles (three solo) in one postseason start vs. San Francisco

2020 (FALCONS)

- ✦ Started the first four games of the season, recording 20 tackles and a forced fumble before an Achilles injury forced him on Reserve/Injured for the remainder of the season
- ✦ Registered a season-best eight tackles at Dallas (9/20) and forced a fumble against Chicago (9/27)
- ✦ Recorded seven tackles in two quarters at Green Bay (10/5) before suffering the Achilles injury

2019 (FALCONS)

- ✦ Played in all 16 regular-season games for the third straight season (14 starts)
- ✦ Registered 69 tackles, two tackles for loss, three interceptions and three breakups with five tackles and a forced fumble on special teams
- ✦ Recorded an interception at Carolina (11/17), then tied his career-best with nine tackles against Tampa Bay (11/24)
- ✦ Notched his first career multi-interception game, picking off two while also forcing a fumble on special teams against Carolina (12/8).

2018 (FALCONS)

- ✦ Played in all 16 regular-season games (15 starts) and registered career-highs in tackles (80), interceptions (seven - tied for the NFL lead) and pass breakups (10) along with a forced fumble on defense while adding two tackles on special teams
- ✦ Tied his career-high with nine tackles in a game against New Orleans (9/23) before starting a string of three consecutive games with an interception - the first of his career coming against Cincinnati (9/30), followed by one each at Pittsburgh (10/7) and against Tampa Bay (10/14)
- ✦ Had a pick in back-to-back games at Washington (11/4) and at Cleveland (11/11) then had one more at New Orleans (11/22)
- ✦ Ended the season at Tampa Bay (12/30) with five tackles and his seventh interception

2017 (FALCONS)

- ✦ Played in all 16 regular-season games (one start), and tallied 18 tackles and a forced fumble while tallying five stops and a forced fumble on special teams
- ✦ Added three special teams stops and a forced fumble in three postseason games played
- ✦ Made his NFL debut in the opener at Chicago (9/10) and had a tackle, a stop and forced fumble on special teams
- ✦ Made his first career start in the game against Buffalo (10/1) and led the team with a career-best nine tackles along with a forced fumble
- ✦ Notched a five-tackle game against Tampa Bay (11/26)
- ✦ Appeared in his first postseason contest, finishing the Wild Card Game at the LA Rams (1/6/18) with three tackles and a forced fumble on special teams

TRANSACTIONS

- ✦ Signed a two-year contract with Pittsburgh on Mar. 14, 2023
- ✦ Signed a one-year contract with Pittsburgh on May 1, 2022
- ✦ Signed a one-year contract with Dallas on Mar. 26, 2021
- ✦ Signed a four-year contract with Atlanta on May 9, 2017
- ✦ Drafted by the Falcons in the fifth round (149th overall) of the 2017 NFL Draft

COLLEGE

- ✦ Played in 53 games (41 starts)
- ✦ Started the final 41 games he played at cornerback for San Diego State and left as the school's all-time interceptions leader (17), while ranking sixth with 30 breakups, tied for sixth with six forced fumbles and seventh with 214 interception yards
- ✦ Became the first player in program history with six-or-more picks in consecutive seasons and was a two-time Mountain West Defensive Player of the Year as a junior and senior (2015-16)
- ✦ Became the first cornerback in Mountain West Conference history to win the defensive player of the year award twice and the fifth player overall, joining Tank Carder (2010-11 at TCU), Jerry Hughes (2008-09 at TCU), Eric Weddle (2005-06 at Utah) and Kirk Morrison (2003-04 at San Diego State)
- ✦ Ended his senior campaign with 65 tackles, three for loss, seven interceptions (one returned for a touchdown), eight breakups and a hurry
- ✦ Picked off a team-high eight passes to go along with 75 tackles, 5.5 for loss, seven breakups and two forced fumbles in 14 starts in 2015
- ✦ As a sophomore, earned All-Conference second-team honors, starting all 13 games and posting 58 tackles while leading the team with 13 breakups to go with an interception, a fumble recovery, four stops for losses and two hurries
- ✦ Notched 41 tackles, four forced fumbles, two breakups, an interception, a sack and a blocked kick as a redshirt freshman
- ✦ Redshirted as a true freshman in 2012

PERSONAL

- ✦ Three-time all-CIF athlete who played both sides of the ball at Cajon High in San Bernardino, Calif.
- ✦ Helped the Cowboys to a 9-2 overall record in 2011, including a 6-1 mark in league play
- ✦ Recorded 27 tackles, two interceptions and a forced fumble on defense during his senior year
- ✦ Scouts, Inc. rated him as a three-star recruit and gave him a grade of 75
- ✦ In high school, he lettered in football, basketball and track
- ✦ Full name is Damontae T. Kazee
- ✦ Born June 5, 1993, in San Bernardino, Calif.
- ✦ Son of La-trease and Walter Kazee
- ✦ Has three brothers and two sisters
- ✦ Brother, Walter, was a four-year running back for the Aztecs from 2009-12
- ✦ Graduated with a degree in criminal justice

REGULAR SEASON COMPARISON: DEFENSIVE - LOS ANGELES RAMS

| DATE | OPP | W/L | GP/GS | TACKLES | | | | | ASST | SACK | YDS. | INT | TFL | PD | QBH | TD | MISC | | |
|---------------|------------|-----|-------|---------|------|----|-----|-----|------|------|------|-----|-----|----|-----|----|------|---|--|
| | | | | TOT | SOLO | FF | FR | FR | | | | | | | | | | | |
| 10/20/19 | ATL vs. LA | L | S | 8 | 6 | 2 | 0.0 | 0.0 | 0 | 2 | 0 | 0 | 0 | 0 | 0 | 0 | 0 | 0 | |
| TOTALS | | 0/1 | 1/1 | 8 | 6 | 2 | 0.0 | 0.0 | 0 | 2 | 0 | 0 | 0 | 0 | 0 | 0 | 0 | 0 | |

DAMONTAE KAZEE'S NFL REGULAR SEASON DEFENSIVE STATISTICS

| DATE | TEAM | GP | GS | TACKLES | | | | | INTERCEPTIONS | | | | | O. FUMB | | | ST | | | MISC | | | | | | | |
|-------------------|----------|-----------|-----------|------------|------------|-----------|----------|----------|---------------|------------|----------|-----------|------------|-----------|----------|-----------|----------|----------|----------|----------|-----------|-----------|----------|----------|----------|----------|----------|
| | | | | TK | S | A | TFL | YDS | SK | YDS | QBH | NO | YDS | LG | TD | PD | FF | FR | TD | YDS | TK | S | A | FF | FR | S | A |
| 2017 | Falcons | 16 | 1 | 18 | 10 | 8 | 0 | 0 | 0.0 | 0.0 | 0 | 0 | 0 | 0 | 0 | 1 | 0 | 0 | 0 | 5 | 4 | 1 | 1 | 0 | 0 | 0 | 0 |
| 2018 | Falcons | 16 | 15 | 80 | 58 | 22 | 1 | 1 | 0.0 | 0.0 | 0 | 7 | 54 | 33 | 0 | 10 | 1 | 0 | 0 | 0 | 2 | 2 | 0 | 0 | 0 | 0 | 0 |
| 2019 | Falcons | 16 | 14 | 69 | 42 | 27 | 2 | 1 | 0.0 | 0.0 | 0 | 3 | 53 | 22 | 0 | 3 | 0 | 0 | 0 | 0 | 5 | 4 | 1 | 1 | 0 | 0 | 0 |
| 2020 | Falcons | 4 | 4 | 20 | 17 | 3 | 0 | 0 | 0.0 | 0.0 | 0 | 0 | 0 | 0 | 0 | 1 | 0 | 0 | 0 | 0 | 0 | 0 | 0 | 0 | 0 | 0 | 0 |
| 2021 | Cowboys | 17 | 15 | 51 | 34 | 17 | 0 | 0 | 0.0 | 0.0 | 0 | 2 | 8 | 8 | 0 | 4 | 2 | 0 | 0 | 0 | 1 | 1 | 0 | 0 | 0 | 0 | 0 |
| 2022 | Steelers | 9 | 4 | 19 | 11 | 8 | 0 | 0 | 0.0 | 0.0 | 0 | 2 | 14 | 12 | 0 | 2 | 0 | 0 | 0 | 0 | 1 | 0 | 1 | 0 | 0 | 0 | 0 |
| 2023 | Steelers | 5 | 1 | 18 | 15 | 3 | 0 | 0 | 0.0 | 0.0 | 0 | 0 | 0 | 0 | 0 | 0 | 2 | 0 | 0 | 1 | 0 | 0 | 0 | 0 | 0 | 0 | 0 |
| NFL TOTALS | | 83 | 54 | 275 | 187 | 88 | 3 | 2 | 0.0 | 0.0 | 0 | 14 | 129 | 33 | 0 | 19 | 5 | 2 | 0 | 1 | 14 | 11 | 3 | 2 | 0 | 0 | 0 |

DAMONTAE KAZEE'S NFL POSTSEASON DEFENSIVE STATISTICS

| DATE | TEAM | GP | GS | TACKLES | | | | | INTERCEPTIONS | | | | | O. FUMB | | | ST | | | MISC | | | | | | | | |
|-------------------|---------|----------|----------|----------|----------|----------|----------|----------|---------------|------------|----------|----------|----------|----------|----------|----------|----------|----------|----------|----------|----------|----------|----------|----------|----------|----------|----------|----------|
| | | | | TK | S | A | TFL | YDS | SK | YDS | QBH | NO | YDS | LG | TD | PD | FF | FR | TD | YDS | TK | S | A | FF | FR | S | A | |
| 2017 | Falcons | 2 | 0 | 0 | 0 | 0 | 0 | 0 | 0.0 | 0.0 | 0 | 0 | 0 | 0 | 0 | 0 | 0 | 0 | 0 | 0 | 0 | 0 | 0 | 0 | 0 | 0 | 0 | 0 |
| 2021 | Cowboys | 1 | 1 | 8 | 3 | 5 | 0 | 0 | 0.0 | 0.0 | 0 | 0 | 0 | 0 | 0 | 0 | 0 | 0 | 0 | 0 | 0 | 0 | 0 | 0 | 0 | 0 | 0 | 0 |
| NFL TOTALS | | 3 | 1 | 8 | 3 | 5 | 0 | 0 | 0.0 | 0.0 | 0 | 0 | 0 | 0 | 0 | 0 | 0 | 0 | 0 | 0 | 0 | 0 | 0 | 0 | 0 | 0 | 0 | 0 |

SINGLE-GAME HIGHS: DEFENSIVE

| | | | |
|-------------------|--|------------------------------|---|
| Total Tackles | 9 vs. Tampa Bay Buccaneers, Nov 24, 2019 | Interceptions | 2 vs. Carolina Panthers, Dec 08, 2019 |
| | 9 vs. New Orleans Saints, Sep 23, 2018 | | 1 vs. Cleveland Browns, Jan 08, 2023 |
| | ...1 more at 9. | | ...11 more at 1. |
| Solo Tackles | 7 at Dallas Cowboys, Sep 20, 2020 | Interception Return Yards | 43 vs. Carolina Panthers, Dec 08, 2019 |
| | 7 vs. Cincinnati Bengals, Sep 30, 2018 | | 33 at Cleveland Browns, Nov 11, 2018 |
| | ...1 more at 7. | Special Teams Tackles | 2 at Philadelphia Eagles, Jan 08, 2022 |
| Passes Defensed | 2 vs. Carolina Panthers, Dec 08, 2019 | | 2 vs. Philadelphia Eagles, Sep 15, 2019 |
| | 1 vs. Cleveland Browns, Jan 08, 2023 | Special Teams Forced Fumbles | 1 vs. Carolina Panthers, Dec 08, 2019 |
| | ...16 more at 1. | | 1 at Chicago Bears, Sep 10, 2017 |
| Forced Fumbles | 1 vs. Washington Football Team, Dec 26, 2021 | Longest Opp Fumble Return | 1 vs. Baltimore Ravens, Oct 08, 2023 |
| | 1 at Tampa Bay Buccaneers, Sep 09, 2021 | | |
| | ...3 more at 1. | | |
| Fumble Recoveries | 1 vs. Cleveland Browns, Sep 18, 2023 | | |
| Tackles For Loss | 2 vs. Los Angeles Rams, Oct 20, 2019 | | |
| | 1 vs. New York Giants, Oct 22, 2018 | | |

SINGLE-GAME HIGHS - POSTSEASON: DEFENSIVE

Total Tackles 9 vs. San Francisco 49ers, Jan 16, 2022
Solo Tackles 5 vs. San Francisco 49ers, Jan 16, 2022

Special Teams Tackles 3 at Los Angeles Rams, Jan 06, 2018
Special Teams Forced Fumbles 1 at Los Angeles Rams, Jan 06, 2018

2023 GAME-BY-GAME REGULAR-SEASON STATISTICS (STEELERS)

Table with columns: DATE, OPPONENT, P/S, TACKLES (TK, S, A, SK, YDS, TFL, YDS, QBH), INTERCEPTIONS (NO, YDS, LG, TD, PD), O. FUMB (FF, FR, TD, YDS), ST (TK, S, A, FF, FR), MISC (S, A), W/L, SCORE. Rows include games from 09/10 to 10/08 and 2023 TOTALS.

2022 GAME-BY-GAME REGULAR-SEASON STATISTICS (STEELERS)

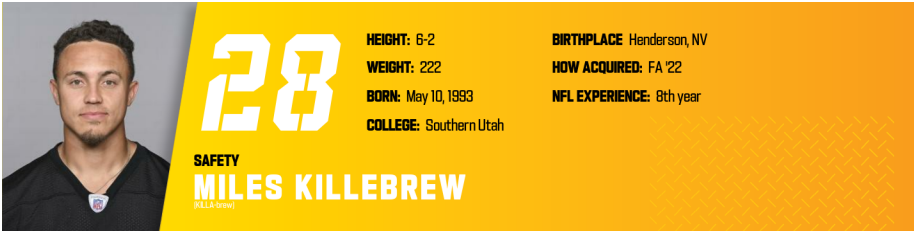
Table with columns: DATE, OPPONENT, P/S, TACKLES (TK, S, A, SK, YDS, TFL, YDS, QBH), INTERCEPTIONS (NO, YDS, LG, TD, PD), O. FUMB (FF, FR, TD, YDS), ST (TK, S, A, FF, FR), MISC (S, A), W/L, SCORE. Rows include games from 09/11 to 01/08 and 2022 TOTALS.

2021 GAME-BY-GAME REGULAR-SEASON STATISTICS (COWBOYS)

Table with columns: DATE, OPPONENT, P/S, TACKLES (TK, S, A, SK, YDS, TFL, YDS, QBH), INTERCEPTIONS (NO, YDS, LG, TD, PD), O. FUMB (FF, FR, TD, YDS), ST (TK, S, A, FF, FR), MISC (S, A), W/L, SCORE. Rows include games from 09/09 to 01/08 and 2021 TOTALS.

2020 GAME-BY-GAME REGULAR-SEASON STATISTICS (FALCONS)

Table with columns: DATE, OPPONENT, P/S, TACKLES (TK, S, A, SK, YDS, TFL, YDS, QBH), INTERCEPTIONS (NO, YDS, LG, TD, PD), O. FUMB (FF, FR, TD, YDS), ST (TK, S, A, FF, FR), MISC (S, A), W/L, SCORE. Rows include games from 09/13 to 01/03 and 2020 TOTALS.



28

SAFETY
MILES KILLEBREW
(TELETYPE)

HEIGHT: 6-2
WEIGHT: 222
BORN: May 10, 1993
COLLEGE: Southern Utah

BIRTHPLACE: Henderson, NV
HOW ACQUIRED: FA '22
NFL EXPERIENCE: 8th year

PRO CAREER

- ✦ Has played in 112 games (four starts) over his six-year NFL career (with Lions, 2016-20, Steelers 2021-22)
- ✦ Has registered 62 tackles (50 solo), six passes defended, two interceptions, two tackles for loss, one quarterback hit, one forced fumble and one interception return for TD
- ✦ Since entering the NFL in 2016, Killebrew has 48 solo special teams' tackles, the third-most in the League in that span
- ✦ Ranked tied for second in the NFL with 13 solo special teams' tackles in 2019, while his 15 total special teams' tackles ranked fourth
- ✦ Ranks third-most in special-teams snaps since he entered the League in 2016 with 2,254
- ✦ His 15 special teams' tackles in 2019 were a career-high and the most by a Lion since DB Don Carey had 16 in 2015
- ✦ Recorded his first-career interception for a touchdown and notched three tackles in Week 1 of 2017 vs. Arizona
- ✦ Appeared in all 16 games his rookie season in 2016 and recorded his first career interception against Saints QB Drew Brees in Week 13 at New Orleans
- ✦ Highest draft pick in Southern Utah history
- ✦ Made NFL debut in Week 1 of 2016 (at Indianapolis)
- ✦ Made NFL starting debut in Week 3 of 2017 (vs. Atlanta)

2022 (STEELERS)

- ✦ Played in all 17 games (no starts) primarily on special teams, recording four tackles
- ✦ Was named a 2022 team captain for his role on special teams

2021 (STEELERS)

- ✦ Playing in all 17 regular-season games
- ✦ Recorded the second blocked punt of his career in Week 1 at Buffalo - the punt was recovered and returned by LB Ulysees Gilbert for a Steelers touchdown
- ✦ Recorded the third blocked punt of his career in Week 11 at L.A. Chargers, which led to a Steelers touchdown
- ✦ The first player in Steelers to block multiple punts in the same season since 1960

2020 (LIONS)

- ✦ Appeared in 15 games
- ✦ Recorded 12 tackles on special teams
- ✦ Recorded two special-teams tackles in Week 4 at New Orleans
- ✦ Blocked a punt for the first time in his career, which led to a Detroit TD, in Week 8 vs. Indianapolis

2019 (LIONS)

- ✦ Appeared in 15 games (one start)
- ✦ Accumulated a career-high 15 total special teams' tackles, marking the most by a Lions player since 2015 (DB Don Carey, 16)
- ✦ Saw action on special teams, recording two special teams tackles in Week 1 at Arizona
- ✦ Saw action on defense for an injured S Tavon Wilson, recording two solo tackles in Week 8 vs. the N.Y. Giants
- ✦ Played his most defensive snaps of the season (57) and recorded a season-best three solo tackles in Week 17 vs. Green Bay

2018 (LIONS)

- ✦ Played in all 16 regular-season games
- ✦ Recorded one special teams' tackle against the New England Patriots in Week 3
- ✦ Posted two special teams' tackles, tying a career-best, against the Rams in Week 13

2017 (LIONS)

- ✦ Played in 16 games (three starts)
- ✦ Recorded three tackles and first career interception for a TD in Week 1 against Arizona
- ✦ Appeared in Week 2 at N.Y. Giants and registered three tackles and a pass defended
- ✦ Recorded first career start in Week 3 against Atlanta and tied for a game-high eight tackles
- ✦ Totaled three tackles and tied a career-high with two passes defended in Week 4 at Minnesota
- ✦ Totaled two tackles and a forced fumble in Week 6 at New Orleans
- ✦ Totaled two tackles in Week 8 against Pittsburgh
- ✦ Recorded a tackle on defense and special teams in Week 9 at Green Bay
- ✦ Recorded two tackles, one quarterback hit, and one tackle on special teams in Week 12 against Minnesota
- ✦ Totaled three tackles in Week 13 at Baltimore

2016 (LIONS)

- ✦ Played in all 16 regular-season games
- ✦ Made his NFL debut by contributing on special teams in Week 1 at Indianapolis
- ✦ Played 17 snaps on special teams in Week 3 at Green Bay
- ✦ Recorded his first NFL tackle in Week 4 at Chicago
- ✦ Played 19 snaps on special teams and six on defense in Week 6 vs. Los Angeles
- ✦ Contributed on both defense and special teams, recording one tackle in Week 7 vs. Washington
- ✦ Continued to make his presence known on special teams in Week 9 at Minnesota, tallying two tackles against the Vikings return men
- ✦ Totaled a career-high five tackles (four solo) in Week 11 vs. Jacksonville
- ✦ All over the field in Week 12 vs. Minnesota, contributing four solo tackles on defense and one on special teams
- ✦ Two of his four solo tackles came on crucial third-down stops in the second half of Detroit's 16-13 win over the visiting Vikings
- ✦ Picked off Saints QB Drew Brees late in the fourth quarter of Week 13 at New Orleans for his first career interception that secured Detroit's eighth victory of 2016
- ✦ Added two solo tackles on defense and one on special teams
- ✦ Registered four total tackles (three solo) in Week 17 vs. Green Bay

TRANSACTIONS

- ✦ Signed a two-year contract with Pittsburgh on Mar. 11, 2022
- ✦ Signed a one-year contract with Pittsburgh on Mar. 20, 2021
- ✦ Signed a one-year contract with Detroit on Mar. 20, 2020
- ✦ Signed a four-year contract with the Lions on May 6, 2016
- ✦ Drafted by Detroit in the fourth round (111th overall) of the 2016 NFL Draft

COLLEGE

- ✦ Finished his Southern Utah career with 356 tackles (210 solo), 6.5 tackles for loss, four forced fumbles, three fumble recoveries, three interceptions, seven pass defenses and two defensive touchdowns
- ✦ Named All-Big Sky Honorable Mention twice (2012, 2013), All-Big Sky Second Team once (2014) and All-Big Sky First Team once (2015)
- ✦ Named team captain as a senior in 2015 and led the team with 132 tackles (74 solo)
- ✦ Played in all 12 games in 2014 and finished second on the team with 101 tackles (62 solo) and recorded two tackles for loss, four forced fumbles and three interceptions
- ✦ Notched a season-high 15 tackles and returned an interception 105 yards for a TD against Nevada
- ✦ In 2013 totaled 54 tackles (32 solo), 4.5 tackles for loss, two pass defenses and two fumble recoveries, including an 89-yard return for a TD – the second longest fumble return in school history

PERSONAL

- ✦ Played running back and wide receiver at Foothill H.S. (Henderson, N.V.)
- ✦ Carried the ball 86 times for 392 yards and five TDs
- ✦ Had three receiving TDs
- ✦ Tallied 77 tackles with three sacks and six interceptions while playing as a defensive back
- ✦ Earned all-state and all-city honors and won defensive MVP
- ✦ Two-time first-team all-league and academic all-state honoree
- ✦ Nevada African-American student union Top-One Percentor
- ✦ In the 2018 offseason, Killebrew went back to Utah to light the torch at the opening ceremony of the Utah Summer Games
- ✦ Serves on the advisory board for Playworks Michigan
- ✦ He and wife, Kaila, welcomed their first child in 2020, a girl named Stormi

REGULAR SEASON COMPARISON: DEFENSIVE - LOS ANGELES RAMS

| DATE | OPP | W/L | GP/GS | TACKLES | | | | | SACK | YDS. | INT | TFL | PD | QBH | TD | MISC | | |
|----------|------------|-----|-------|---------|------|------|-----|-----|------|------|-----|-----|----|-----|----|------|---|--|
| | | | | TOT | SOLO | ASST | FF | FR | | | | | | | | | | |
| 10/16/16 | DET vs. LA | W | P | 0 | 0 | 0 | 0.0 | 0.0 | 0 | 0 | 0 | 0 | 0 | 0 | 0 | 0 | 0 | |
| 12/2/18 | DET vs. LA | L | P | 0 | 0 | 0 | 0.0 | 0.0 | 0 | 0 | 0 | 0 | 0 | 0 | 0 | 0 | 0 | |
| TOTALS | | 1/1 | 2/0 | 0 | 0 | 0 | 0.0 | 0.0 | 0 | 0 | 0 | 0 | 0 | 0 | 0 | 0 | 0 | |

MILES KILLEBREW'S NFL REGULAR SEASON DEFENSIVE STATISTICS

| DATE | TEAM | GP | GS | TACKLES | | | | | QBH | NO | INTERCEPTIONS | | | | O. FUMB | | | ST | | | MISC | | | | | |
|------------|----------|-----|----|---------|----|----|-----|-----|-----|----|---------------|-----|----|-----|---------|----|----|----|----|----|------|----|---|---|----|----|
| | | | | TK | S | A | TFL | YDS | | | SK | YDS | NO | YDS | LG | TD | PD | FF | FR | TD | YDS | TK | S | A | FF | FR |
| 2016 | Lions | 16 | 0 | 20 | 15 | 5 | 0 | 0.0 | 0.0 | 0 | 1 | 7 | 7 | 0 | 0 | 0 | 0 | 0 | 8 | 8 | 0 | 0 | 0 | 0 | 0 | 0 |
| 2017 | Lions | 16 | 3 | 31 | 25 | 6 | 1 | 4.0 | 0.0 | 1 | 1 | 35 | 35 | 1 | 5 | 1 | 0 | 0 | 7 | 7 | 0 | 0 | 0 | 0 | 0 | 0 |
| 2018 | Lions | 16 | 0 | 0 | 0 | 0 | 0 | 0.0 | 0.0 | 0 | 0 | 0 | 0 | 0 | 0 | 0 | 0 | 0 | 7 | 5 | 2 | 0 | 0 | 0 | 0 | 0 |
| 2019 | Lions | 15 | 1 | 5 | 5 | 0 | 0 | 0.0 | 0.0 | 0 | 0 | 0 | 0 | 0 | 0 | 0 | 0 | 0 | 15 | 13 | 2 | 0 | 0 | 0 | 0 | 0 |
| 2020 | Lions | 15 | 0 | 0 | 0 | 0 | 0 | 0.0 | 0.0 | 0 | 0 | 0 | 0 | 0 | 0 | 0 | 0 | 0 | 12 | 10 | 2 | 0 | 0 | 0 | 0 | 0 |
| 2021 | Steelers | 17 | 0 | 6 | 5 | 1 | 1 | 0.0 | 0.0 | 0 | 0 | 0 | 0 | 0 | 0 | 0 | 0 | 0 | 7 | 4 | 3 | 0 | 0 | 0 | 0 | 0 |
| 2022 | Steelers | 17 | 0 | 0 | 0 | 0 | 0 | 0.0 | 0.0 | 0 | 0 | 0 | 0 | 0 | 0 | 0 | 0 | 0 | 4 | 1 | 3 | 0 | 0 | 0 | 0 | 0 |
| 2023 | Steelers | 5 | 0 | 0 | 0 | 0 | 0 | 0.0 | 0.0 | 0 | 0 | 0 | 0 | 0 | 0 | 0 | 0 | 0 | 6 | 5 | 1 | 0 | 0 | 0 | 0 | 0 |
| NFL TOTALS | | 117 | 4 | 62 | 50 | 12 | 2 | 4.0 | 0.0 | 1 | 2 | 42 | 35 | 1 | 6 | 1 | 0 | 0 | 66 | 53 | 13 | 0 | 0 | 0 | 0 | 0 |

MILES KILLEBREW'S NFL POSTSEASON DEFENSIVE STATISTICS

| DATE | TEAM | GP | GS | TACKLES | | | | | QBH | NO | INTERCEPTIONS | | | | O. FUMB | | | ST | | | MISC | | | | | |
|------------|----------|----|----|---------|---|---|-----|-----|-----|----|---------------|-----|----|-----|---------|----|----|----|----|----|------|----|---|---|----|----|
| | | | | TK | S | A | TFL | YDS | | | SK | YDS | NO | YDS | LG | TD | PD | FF | FR | TD | YDS | TK | S | A | FF | FR |
| 2016 | Lions | 1 | 0 | 1 | 1 | 0 | 0 | 0.0 | 0.0 | 0 | 0 | 0 | 0 | 0 | 0 | 0 | 0 | 0 | 0 | 0 | 0 | 0 | 0 | 0 | 0 | 0 |
| 2021 | Steelers | 1 | 0 | 1 | 0 | 1 | 0 | 0.0 | 0.0 | 0 | 0 | 0 | 0 | 0 | 0 | 0 | 0 | 0 | 2 | 1 | 1 | 0 | 0 | 0 | 0 | 0 |
| NFL TOTALS | | 2 | 0 | 2 | 1 | 1 | 0 | 0.0 | 0.0 | 0 | 0 | 0 | 0 | 0 | 0 | 0 | 0 | 0 | 2 | 1 | 1 | 0 | 0 | 0 | 0 | 0 |

2020 GAME-BY-GAME REGULAR-SEASON STATISTICS (LIONS)

Table with columns: DATE, OPPONENT, P/S, TACKLES (TK, S, A, SK, YDS, TFL, YDS, QBH), INTERCEPTIONS (NO, YDS, LG, TD, PD), O. FUMB (FF, FR, TD, YDS), ST (TK, S, A, FF, FR), MISC (S, A), W/L, SCORE. Rows include games from 09/13 to 10/03 and a 2020 TOTALS row.

2021 GAME-BY-GAME REGULAR-SEASON STATISTICS (LIONS)

Table with columns: DATE, OPPONENT, P/S, TACKLES (TK, S, A, SK, YDS, TFL, YDS, QBH), INTERCEPTIONS (NO, YDS, LG, TD, PD), O. FUMB (FF, FR, TD, YDS), ST (TK, S, A, FF, FR), MISC (S, A), W/L, SCORE. Rows include games from 09/08 to 12/29 and a 2019 TOTALS row.

+ - Overtime

2018 GAME-BY-GAME REGULAR-SEASON STATISTICS (LIONS)

Table with columns: DATE, OPPONENT, P/S, TACKLES (TK, S, A, SK, YDS, TFL, YDS, QBH), INTERCEPTIONS (NO, YDS, LG, TD, PD), O. FUMB (FF, FR, TD, YDS), ST (TK, S, A, FF, FR), MISC (S, A), W/L, SCORE. Rows include games from 09/10 to 12/30 and a 2018 TOTALS row.


2017 GAME-BY-GAME REGULAR-SEASON STATISTICS (LIONS)

Table with columns: DATE, OPPONENT, P/S, TACKLES (TK, S, A, SK, YDS, TFL, YDS, QBH), INTERCEPTIONS (NO, YDS, LG, TD, PD), O. FUMB (FF, FR, TD, YDS), ST (TK, S, A, FF, FR), MISC (S, A), W/L, SCORE. Rows include games from 09/10 to 12/31 and a 2017 TOTALS row.

2016 GAME-BY-GAME REGULAR-SEASON STATISTICS (LIONS)

| DATE | OPPONENT | P/S | TACKLES | | | | | | INTERCEPTIONS | | | | | O. FUMB | | | | ST | | | | MISC | | W/L | SCORE | | | |
|--------------------|------------|-------------|-----------|-----------|----------|------------|------------|----------|---------------|----------|----------|----------|----------|----------|----------|----------|----------|----------|----------|----------|----------|----------|----------|----------|----------|------------|--------|-------|
| | | | TK | S | A | SK | YDS | TFL | YDS | QBH | NO | YDS | LG | TD | PD | FF | FR | TD | YDS | TK | S | A | FF | | | FR | S | A |
| 09/11 | at Colts | P | 0 | 0 | 0 | 0.0 | 0.0 | 0 | 0 | 0 | 0 | 0 | 0 | 0 | 0 | 0 | 0 | 0 | 0 | 0 | 0 | 0 | 0 | 0 | 0 | 0 | W | 39-35 |
| 09/18 | Titans | P | 0 | 0 | 0 | 0.0 | 0.0 | 0 | 0 | 0 | 0 | 0 | 0 | 0 | 0 | 0 | 0 | 0 | 0 | 0 | 0 | 0 | 0 | 0 | 0 | L | 15-16 | |
| 09/25 | at Packers | P | 0 | 0 | 0 | 0.0 | 0.0 | 0 | 0 | 0 | 0 | 0 | 0 | 0 | 0 | 0 | 0 | 0 | 0 | 0 | 0 | 0 | 0 | 0 | 0 | L | 27-34 | |
| 10/02 | at Bears | P | 1 | 1 | 0 | 0.0 | 0.0 | 0 | 0 | 0 | 0 | 0 | 0 | 0 | 0 | 0 | 0 | 0 | 0 | 0 | 0 | 0 | 0 | 0 | 0 | L | 14-17 | |
| 10/09 | Eagles | P | 0 | 0 | 0 | 0.0 | 0.0 | 0 | 0 | 0 | 0 | 0 | 0 | 0 | 0 | 0 | 0 | 0 | 0 | 0 | 0 | 0 | 0 | 0 | 0 | W | 24-23 | |
| 10/16 | Rams | P | 0 | 0 | 0 | 0.0 | 0.0 | 0 | 0 | 0 | 0 | 0 | 0 | 0 | 0 | 0 | 0 | 0 | 0 | 0 | 0 | 0 | 0 | 0 | 0 | W | 31-28 | |
| 10/23 | Redskins | P | 1 | 0 | 1 | 0.0 | 0.0 | 0 | 0 | 0 | 0 | 0 | 0 | 0 | 0 | 0 | 0 | 0 | 0 | 0 | 0 | 0 | 0 | 0 | 0 | W | 20-17 | |
| 10/30 | at Texans | P | 2 | 1 | 1 | 0.0 | 0.0 | 0 | 0 | 0 | 0 | 0 | 0 | 0 | 0 | 0 | 0 | 0 | 0 | 2 | 2 | 0 | 0 | 0 | 0 | L | 13-20 | |
| 11/06 | at Vikings | P | 0 | 0 | 0 | 0.0 | 0.0 | 0 | 0 | 0 | 0 | 0 | 0 | 0 | 0 | 0 | 0 | 0 | 0 | 2 | 2 | 0 | 0 | 0 | 0 | W | 22-16+ | |
| 11/20 | Jaguars | P | 5 | 4 | 1 | 0.0 | 0.0 | 0 | 0 | 0 | 0 | 0 | 0 | 0 | 0 | 0 | 0 | 0 | 0 | 0 | 0 | 0 | 0 | 0 | 0 | W | 26-19 | |
| 11/24 | Vikings | P | 4 | 4 | 0 | 0.0 | 0.0 | 0 | 0 | 0 | 0 | 0 | 0 | 0 | 0 | 0 | 0 | 0 | 0 | 1 | 1 | 0 | 0 | 0 | 0 | W | 16-13 | |
| 12/04 | at Saints | P | 2 | 2 | 0 | 0.0 | 0.0 | 0 | 0 | 0 | 1 | 7 | 7 | 0 | 1 | 0 | 0 | 0 | 0 | 1 | 1 | 0 | 0 | 0 | 0 | W | 28-13 | |
| 12/11 | Bears | P | 0 | 0 | 0 | 0.0 | 0.0 | 0 | 0 | 0 | 0 | 0 | 0 | 0 | 0 | 0 | 0 | 0 | 0 | 0 | 0 | 0 | 0 | 0 | 0 | W | 20-17 | |
| 12/18 | at Giants | P | 1 | 0 | 1 | 0.0 | 0.0 | 0 | 0 | 0 | 0 | 0 | 0 | 0 | 0 | 0 | 0 | 0 | 0 | 1 | 1 | 0 | 0 | 0 | 0 | L | 6-17 | |
| 12/26 | at Cowboys | P | 0 | 0 | 0 | 0.0 | 0.0 | 0 | 0 | 0 | 0 | 0 | 0 | 0 | 0 | 0 | 0 | 0 | 0 | 1 | 1 | 0 | 0 | 0 | 0 | L | 21-42 | |
| 01/01 | Packers | P | 4 | 3 | 1 | 0.0 | 0.0 | 0 | 0 | 0 | 0 | 0 | 0 | 0 | 0 | 0 | 0 | 0 | 0 | 0 | 0 | 0 | 0 | 0 | 0 | L | 24-31 | |
| 2016 TOTALS | | 16-0 | 20 | 15 | 5 | 0.0 | 0.0 | 0 | 0 | 0 | 1 | 7 | 7 | 0 | 1 | 0 | 0 | 0 | 0 | 8 | 8 | 0 | 0 | 0 | 0 | 9-7 | | |

+ - Overtime



25

HEIGHT: 5-10

WEIGHT: 200

BORN: December 14, 1984

COLLEGE: Iowa

BIRTHPLACE: Detroit, MI

HOW ACQUIRED: FA '23

NFL EXPERIENCE: 7th year

CORNERBACK

DESMOND KING II

PRO CAREER

- ✦ Has played in 95 games (53 starts) in his seven-year NFL career
- ✦ Has registered 410 tackles (306 solo), 27 tackles for loss, 8.5 sacks, 16 quarterback hits, nine interceptions, 33 passes defended, two fumble recoveries, two interception returns for TD and one forced fumble
- ✦ One-of-six defensive backs (Harrison Smith, Jordan Poyer, Kenny Moore, Mike Hilton and Tyrann Mathieu) with at least 8.0 sacks and nine interceptions since 2017 (has played in 80 games (61 starts) over his seven-year NFL career (Atlanta 2016-20; Dallas 2021; Tampa Bay 2022))
- ✦ Became just the sixth player in NFL history and second defensive back (Roy Williams, 2002-03) ever to post multiple pick-sixes and at least four sacks over the first two seasons of his career
- ✦ Was one of five players in 2017 (Carlos Dunlap, Cameron Jordan, Ryan Kerrigan and John Simon) to post an interception returned for a touchdown and at least 3.0 sacks
- ✦ Made NFL debut in Week 1 of 2017 (at Denver)
- ✦ Made NFL starting debut in Week 2 of 2017 (vs. Miami)
- ✦ AP First Team All-Pro - Defensive Back (2018)
- ✦ AP Second Team All-Pro - Punt Returner (2018)
- ✦ AFC Defensive Player of the Week (Week 9, 2018)
- ✦ AFC Special Teams Player of the Week (Week 13, 2018)

2022 (TEXANS)

- ✦ Appeared in 17 games (13 starts) totaling 87 tackles (59 solo), 10 tackles for loss, two quarterback hits, two interceptions, eight passes defended and two fumble recoveries this season
- ✦ Notched six total tackles (five) and two passes defended vs. Indianapolis (9/11), marking the seventh game of his career with two or more passes defended
- ✦ Caught a punt returned it 31 yards at Chicago (9/25), the longest punt return for the Texans so far this season
- ✦ Had a career-high three passes defended and his eighth career interception, returning it for 29 yards to seal the Texans first victory of the season at Jacksonville (10/9)
- ✦ Tied his career-high with 10 tackles vs. Washington (11/20)
- ✦ Posted the fourth fumble recovery of his career and returned it for 15 yards vs. Cleveland (12/4)
- ✦ Recorded his second fumble recovery in the last three games after it was forced by DL Mario Addison vs. Kansas City (12/18)
- ✦ Posted his second interception of the season (ninth of his career), picking off Jaguars QB Trevor Lawrence again vs. Jacksonville (1/1/23)

2021 (TEXANS)

- ✦ Played in 16 games (12 starts) in his first season as a Texan, totaling a career-high 86 defensive tackles (62 solo) as well as one tackle for loss, three interceptions (tied his career high), six passes defended, one forced fumble and a career-high seven special teams tackles (six solo)
- ✦ Led the team with eight tackles (five) in his first game as a Texan in the season opener vs. Jacksonville (9/12)
- ✦ Started his first game as a Texan at Buffalo (10/3), leading the team with nine tackles (eight), one tackle for loss and his third career forced fumble
- ✦ Tallied eight tackles (five) and tied his career high with two special teams tackles vs. New England (10/10)
- ✦ Recorded eight tackles (seven), two passes defended and two interceptions (tied for a career high) at Tennessee (11/21)
- ✦ Finished third on the team with five tackles (three) vs. Seattle (12/12)
- ✦ Recorded seven tackles, tied for his second-highest total of the season vs. the L.A. Chargers (12/26)
- ✦ Totaled seven tackles (five), one interception, two passes defended and one special teams tackle at San Francisco (1/2/22)

2020 (CHARGERS/TITANS)

- ✦ Played six games (three starts) for the Chargers before being traded to the Titans prior to Week 9
- ✦ Totaled 54 tackles (39 solo), 2.0 sacks, two passes defended, two tackles for loss, two quarterback hits and a fumble recovery with both the Chargers and Titans
- ✦ Notched his first sack of the season for the Chargers vs. Jacksonville (10/25)
- ✦ Logged 1.0 sack at Houston (1/3/21)

2019 (CHARGERS)

- ✦ Appeared in 15 games (eight starts) and notched 50 total tackles (39 solo), 2.5 sacks, four tackles for loss, four quarterback hits, two passes defended, two fumble recoveries and one forced fumble. Also returned 21 punts for 118 yards (5.6 avg.) with one touchdown and 16 kickoffs for 331 yards (20.7 avg.)
- ✦ Posted four total tackles (three) and a career-high 2.5 sacks with one forced fumble at Miami (9/29)
- ✦ Returned a punt for a 68-yard touchdown vs. Denver (10/6), becoming the eighth player in Chargers history with multiple touchdowns on punt returns in their career

2018 (CHARGERS)

- ✦ Earned AP First Team All-Pro honors as a defensive back and Second Team honors as a punt returner
- ✦ Saw action in all 16 games (eight starts) and posted 61 total tackles (46 solo), three interceptions with one returned for a touchdown, 10 passes defended, four tackles for loss, two quarterback hits, two fumble recoveries and one forced fumble
- ✦ Recorded 23 punt returns for 318 yards (13.8 avg.) with one touchdown and 22 kickoff returns for 522 yards (23.7 avg.)
- ✦ Intercepted QB Baker Mayfield twice at Cleveland (10/14) and added three passes defended in the contest
- ✦ Named AFC Defensive Player of the Week after intercepting QB Russell Wilson and returning it 42 yards for the second pick-six of his career at Seattle (11/4)
- ✦ Earned AFC Special Teams Player of the Week honors when he returned a punt 73 yards for a touchdown at Pittsburgh (12/2). Also logged a season-high 10 total tackles (nine solo) and contributed two passes defended in the game
- ✦ Totaled five tackles (three), one tackle for loss, one pass defended and one fumble recovery at Kansas City (12/13)
- ✦ Amassed six total tackles (four), one tackle for loss, one quarterback hit and a forced fumble at Denver (12/30)

- Recorded 1.0 sack, one special teams tackle and a 72-yard kickoff return in the Wild Card Round game at Baltimore (1/6/19)

2017 (CHARGERS)

- Played in 16 games (four starts) and posted 71 total tackles (61 solo), 4.0 sacks, one interception returned for a touchdown, six tackles for loss, six quarterback hits and five passes defended. Also contributed 17 kickoff returns for 353 yards (20.8 avg.)
- Logged 1.0 sack in consecutive games in Weeks 8 and 10
- Notched his first career interception when he picked off Cowboys QB Dak Prescott and returned it 90 yards for a touchdown at Dallas (11/23)
- Tallied six tackles, 1.0 sack, three quarterback hits and two tackles for loss vs. Cleveland (12/3)
- Made his fourth career start vs. Washington (12/10) and logged a season-high 10 total tackles (seven), 1.0 sack, one quarterback hit, one tackle for loss and one pass defended

TRANSACTIONS

- Signed by Pittsburgh on Aug. 31, 2023
- Released by Houston on Aug. 29, 2023
- Signed with the Texans on March 21, 2022
- Signed with Houston on March 30, 2021
- Traded to Tennessee from L.A. Chargers for 2021 sixth-round pick (#185 Nick Niemann) on Nov. 2m 2020
- Signed a four-year contract with the Chargers on May 11, 2017
- Selected by the L.A. Chargers in fifth round (151st overall) of the 2017 NFL Draft

COLLEGE

- Played four seasons (2013-16) at the University of Iowa in Iowa City
- Was the only Big Ten player in a 20-year stretch with at least 12 interceptions and 1,500 combined return yards
- Finished his career as one-of-two players in Hawkeyes history with three career interceptions returned for touchdowns
- Named an AP Second Team All-America selection in his senior season (2016) after starting all 13 games and notching three interceptions and seven pass breakups
- Earned the Jim Thorpe Award given to the nation's best defensive back in 2015 as a junior when he recorded 72 total tackles (46 solo), a school record eight interceptions, including a pick-six, and 21 pass breakups
- Recorded honorable mention All-Big Ten honors by league media after starting all 13 games and notching 64 total tackles (42 solo), three interceptions with one returned for a touchdown and five pass breakups as a sophomore (2014)
- Saw action in all 13 games (12 starts) and posted 69 total tackles (44 solo), eight pass breakups and two recovered fumbles in his true freshman season (2013)

PERSONAL

- Attended East English Village Preparatory Academy in Detroit
- Established a Michigan high school record with 29 career interceptions and set a school record for career rushing yards
- Rushed for 2,360 yards and scored 33 touchdowns as a senior
- Was a four-year letterman in track, competing in sprint events and relays
- Founded the King Kares Foundation in 2017, which provides financial support to underprivileged families in the Detroit area

REGULAR SEASON COMPARISON: DEFENSIVE - LOS ANGELES RAMS

| DATE | OPP | W/L | GP/GS | TACKLES | | | | ASST | SACK | YDS. | INT | TFL | QBH | TD | MISC | | |
|---------------|----------|-----|-------|---------|------|---|-----|------|------|------|-----|-----|-----|----|------|---|--|
| | | | | TOT | SOLO | A | FF | | | | | | | | | | |
| 9/23/18 | LAC @ LA | L | S | 5 | 3 | 2 | 0.0 | 0.0 | 0 | 1 | 0 | 0 | 0 | 0 | 0 | 1 | |
| TOTALS | | 0/1 | 1/1 | 5 | 3 | 2 | 0.0 | 0.0 | 0 | 1 | 0 | 0 | 0 | 0 | 0 | 1 | |

DESMOND KING II'S NFL REGULAR SEASON DEFENSIVE STATISTICS

| DATE | TEAM | GP | GS | TACKLES | | | | INTERCEPTIONS | | | | O. FUMB | | | ST | | | MISC | | | | | | | | | |
|---------------------------------------|----------|----|----|---------|-----|-----|-----|---------------|-----|------|-----|---------|-----|-----|----|----|----|------|----|-----|----|----|---|----|----|---|---|
| | | | | TK | S | A | TFL | YDS | SK | YDS | QBH | NO | YDS | LG | TD | PD | FF | FR | TD | YDS | TK | S | A | FF | FR | S | A |
| 2017 | Chargers | 16 | 4 | 71 | 61 | 10 | 6 | 21 | 4.0 | 11.0 | 6 | 1 | 90 | 90t | 1 | 5 | 0 | 0 | 0 | 5 | 5 | 0 | 0 | 0 | 0 | 0 | 0 |
| 2018 | Chargers | 16 | 8 | 61 | 46 | 15 | 4 | 8 | 0.0 | 0.0 | 2 | 3 | 75 | 42t | 1 | 10 | 0 | 1 | 0 | 0 | 1 | 1 | 0 | 1 | 1 | 0 | 0 |
| 2019 | Chargers | 15 | 8 | 50 | 39 | 11 | 4 | 12 | 2.5 | 14.0 | 4 | 0 | 0 | 0 | 2 | 1 | 1 | 0 | 13 | 1 | 1 | 0 | 0 | 1 | 0 | 0 | |
| 2020 | Chargers | 6 | 3 | 23 | 18 | 5 | 0 | 0 | 0.0 | 0.0 | 1 | 0 | 0 | 0 | 0 | 0 | 0 | 0 | 0 | 1 | 1 | 0 | 0 | 0 | 0 | 0 | |
| Went from L.A. Chargers to Tennessee. | | | | | | | | | | | | | | | | | | | | | | | | | | | |
| 2020 | Titans | 9 | 5 | 31 | 21 | 10 | 2 | 7 | 1.0 | 2.0 | 1 | 0 | 0 | 0 | 2 | 0 | 1 | 1 | 63 | 0 | 0 | 0 | 0 | 0 | 0 | 0 | 0 |
| 2020 | TOTAL | 15 | 8 | 54 | 39 | 15 | 2 | 7 | 2.0 | 2.0 | 2 | 0 | 0 | 0 | 2 | 0 | 1 | 1 | 63 | 1 | 1 | 0 | 0 | 0 | 0 | 0 | 0 |
| 2021 | Texans | 16 | 12 | 86 | 62 | 24 | 1 | 1 | 0.0 | 0.0 | 0 | 3 | 25 | 25 | 0 | 6 | 1 | 0 | 0 | 7 | 6 | 1 | 0 | 0 | 0 | 0 | 0 |
| 2022 | Texans | 17 | 13 | 88 | 59 | 29 | 10 | 18 | 0.0 | 0.0 | 2 | 2 | 30 | 29 | 0 | 8 | 0 | 2 | 0 | 20 | 1 | 0 | 1 | 0 | 0 | 0 | 0 |
| 2023 | Texans | 1 | 0 | 0 | 0 | 0 | 0 | 0 | 0.0 | 0.0 | 0 | 0 | 0 | 0 | 0 | 0 | 0 | 0 | 0 | 0 | 0 | 0 | 0 | 0 | 0 | 0 | 0 |
| NFL TOTALS | | 96 | 53 | 410 | 306 | 104 | 27 | 67 | 8.5 | 27.0 | 16 | 9 | 220 | 90t | 2 | 33 | 2 | 5 | 1 | 96 | 16 | 14 | 2 | 1 | 2 | 0 | 0 |

DESMOND KING II'S NFL POSTSEASON DEFENSIVE STATISTICS

| DATE | TEAM | GP | GS | TACKLES | | | | INTERCEPTIONS | | | | O. FUMB | | | ST | | | MISC | | | | | | | | | |
|-------------------|----------|----|----|---------|----|---|-----|---------------|-----|-----|-----|---------|-----|----|----|----|----|------|----|-----|----|---|---|----|----|---|---|
| | | | | TK | S | A | TFL | YDS | SK | YDS | QBH | NO | YDS | LG | TD | PD | FF | FR | TD | YDS | TK | S | A | FF | FR | S | A |
| 2018 | Chargers | 2 | 2 | 10 | 6 | 4 | 1 | 1 | 1.0 | 1.0 | 2 | 0 | 0 | 0 | 0 | 0 | 0 | 0 | 0 | 2 | 2 | 0 | 0 | 0 | 0 | 0 | 0 |
| 2020 | Titans | 1 | 0 | 6 | 5 | 1 | 0 | 0 | 0.0 | 0.0 | 0 | 0 | 0 | 0 | 0 | 0 | 0 | 0 | 0 | 0 | 0 | 0 | 0 | 0 | 0 | 0 | 0 |
| NFL TOTALS | | 3 | 2 | 16 | 11 | 5 | 1 | 1 | 1.0 | 1.0 | 2 | 0 | 0 | 0 | 0 | 0 | 0 | 0 | 0 | 2 | 2 | 0 | 0 | 0 | 0 | 0 | 0 |

2017 GAME-BY-GAME REGULAR-SEASON STATISTICS (CHARGERS)

| DATE | OPPONENT | P/S | TACKLES | | | | | | | INTERCEPTIONS | | | | | O. FUMB | | | ST | | | | MISC | | SCORE | | | |
|--------------------|-------------|-------------|-----------|-----------|-----------|------------|-------------|----------|-----------|---------------|----------|-----------|------------|----------|----------|----------|----------|----------|----------|----------|----------|----------|----------|----------|----------|------------|--------|
| | | | TK | S | A | SK | YDS | TFL | YDS | QBH | NO | YDS | LG | TD | PD | FF | FR | TD | YDS | TK | S | A | FF | | FR | S | A |
| 09/11 | at Broncos | P | 0 | 0 | 0 | 0.0 | 0.0 | 0 | 0 | 0 | 0 | 0 | 0 | 1 | 0 | 0 | 0 | 0 | 0 | 0 | 0 | 0 | 0 | 0 | 0 | L | 21-24 |
| 09/17 | Dolphins | S | 5 | 4 | 1 | 0.0 | 0.0 | 1 | 7 | 0 | 0 | 0 | 0 | 0 | 0 | 0 | 0 | 0 | 1 | 1 | 0 | 0 | 0 | 0 | 0 | L | 17-19 |
| 09/24 | Chiefs | S | 3 | 3 | 0 | 0.0 | 0.0 | 1 | 0 | 0 | 0 | 0 | 0 | 0 | 0 | 0 | 0 | 0 | 0 | 0 | 0 | 0 | 0 | 0 | 0 | L | 10-24 |
| 10/01 | Eagles | P | 3 | 3 | 0 | 0.0 | 0.0 | 0 | 0 | 0 | 0 | 0 | 0 | 1 | 0 | 0 | 0 | 0 | 0 | 0 | 0 | 0 | 0 | 0 | 0 | L | 24-26 |
| 10/08 | at Giants | P | 2 | 1 | 1 | 0.0 | 0.0 | 0 | 0 | 0 | 0 | 0 | 0 | 0 | 0 | 0 | 0 | 0 | 0 | 0 | 0 | 0 | 0 | 0 | 0 | W | 27-22 |
| 10/15 | at Raiders | P | 4 | 4 | 0 | 0.0 | 0.0 | 0 | 0 | 0 | 0 | 0 | 0 | 0 | 0 | 0 | 0 | 0 | 0 | 0 | 0 | 0 | 0 | 0 | 0 | W | 17-16 |
| 10/22 | Broncos | P | 5 | 5 | 0 | 0.0 | 0.0 | 0 | 0 | 0 | 0 | 0 | 0 | 0 | 0 | 0 | 0 | 0 | 0 | 0 | 0 | 0 | 0 | 0 | 0 | W | 21-0 |
| 10/29 | at Patriots | S | 4 | 4 | 0 | 1.0 | 0.0 | 1 | 1 | 1 | 0 | 0 | 0 | 0 | 0 | 0 | 0 | 0 | 0 | 0 | 0 | 0 | 0 | 0 | 0 | L | 13-21 |
| 11/12 | at Jaguars | P | 5 | 5 | 0 | 1.0 | 0.0 | 0 | 0 | 1 | 0 | 0 | 0 | 0 | 0 | 0 | 0 | 0 | 0 | 0 | 0 | 0 | 0 | 0 | 0 | L | 17-20+ |
| 11/19 | Bills | P | 2 | 2 | 0 | 0.0 | 0.0 | 0 | 0 | 0 | 0 | 0 | 0 | 1 | 0 | 0 | 0 | 0 | 1 | 1 | 0 | 0 | 0 | 0 | 0 | W | 54-24 |
| 11/23 | at Cowboys | P | 3 | 3 | 0 | 0.0 | 0.0 | 0 | 0 | 0 | 1 | 90 | 90 | 1 | 1 | 0 | 0 | 0 | 2 | 2 | 0 | 0 | 0 | 0 | 0 | W | 28-6 |
| 12/03 | Browns | P | 6 | 6 | 0 | 1.0 | 5.0 | 2 | 7 | 3 | 0 | 0 | 0 | 0 | 0 | 0 | 0 | 0 | 0 | 0 | 0 | 0 | 0 | 0 | 0 | W | 19-10 |
| 12/10 | Redskins | S | 10 | 7 | 3 | 1.0 | 6.0 | 1 | 6 | 1 | 0 | 0 | 0 | 0 | 1 | 0 | 0 | 0 | 0 | 0 | 0 | 0 | 0 | 0 | 0 | W | 30-13 |
| 12/16 | at Chiefs | P | 5 | 4 | 1 | 0.0 | 0.0 | 0 | 0 | 0 | 0 | 0 | 0 | 0 | 0 | 0 | 0 | 0 | 1 | 1 | 0 | 0 | 0 | 0 | 0 | L | 13-30 |
| 12/24 | at Jets | P | 5 | 3 | 2 | 0.0 | 0.0 | 0 | 0 | 0 | 0 | 0 | 0 | 0 | 0 | 0 | 0 | 0 | 0 | 0 | 0 | 0 | 0 | 0 | 0 | W | 14-7 |
| 12/31 | Raiders | P | 9 | 7 | 2 | 0.0 | 0.0 | 0 | 0 | 0 | 0 | 0 | 0 | 0 | 0 | 0 | 0 | 0 | 0 | 0 | 0 | 0 | 0 | 0 | 0 | W | 30-10 |
| 2017 TOTALS | | 16-4 | 71 | 61 | 10 | 4.0 | 11.0 | 6 | 21 | 6 | 1 | 90 | 90T | 1 | 5 | 0 | 0 | 0 | 5 | 5 | 0 | 0 | 0 | 0 | 0 | 9-7 | |


+ - Overtime

2020 GAME-BY-GAME POSTSEASON STATISTICS (TITANS)

| DATE | OPPONENT | P/S | TACKLES | | | | | | | INTERCEPTIONS | | | | | O. FUMB | | | ST | | | | MISC | | SCORE | | | | |
|--------------------|----------|------------|----------|----------|----------|------------|------------|----------|----------|---------------|----------|----------|----------|----------|----------|----------|----------|----------|----------|----------|----------|----------|----------|----------|----------|------------|---|-------|
| | | | TK | S | A | SK | YDS | TFL | YDS | QBH | NO | YDS | LG | TD | PD | FF | FR | TD | YDS | TK | S | A | FF | | FR | S | A | W/L |
| 01/10 | Ravens | P | 6 | 5 | 1 | 0.0 | 0.0 | 0 | 0 | 0 | 0 | 0 | 0 | 0 | 0 | 0 | 0 | 0 | 0 | 0 | 0 | 0 | 0 | 0 | 0 | 0 | L | 13-20 |
| 2020 TOTALS | | 1-0 | 6 | 5 | 1 | 0.0 | 0.0 | 0 | 0 | 0 | 0 | 0 | 0 | 0 | 0 | 0 | 0 | 0 | 0 | 0 | 0 | 0 | 0 | 0 | 0 | 0-1 | | |

2018 GAME-BY-GAME POSTSEASON STATISTICS (CHARGERS)

| DATE | OPPONENT | P/S | TACKLES | | | | | | | INTERCEPTIONS | | | | | O. FUMB | | | ST | | | | MISC | | SCORE | | | |
|--------------------|-------------|------------|-----------|----------|----------|------------|------------|----------|----------|---------------|----------|----------|----------|----------|----------|----------|----------|----------|----------|----------|----------|----------|----------|----------|----------|------------|-------|
| | | | TK | S | A | SK | YDS | TFL | YDS | QBH | NO | YDS | LG | TD | PD | FF | FR | TD | YDS | TK | S | A | FF | | FR | S | A |
| 01/06 | at Ravens | S | 3 | 2 | 1 | 1.0 | 1.0 | 1 | 1 | 1 | 0 | 0 | 0 | 0 | 0 | 0 | 0 | 0 | 1 | 1 | 0 | 0 | 0 | 0 | 0 | W | 23-17 |
| 01/13 | at Patriots | S | 7 | 4 | 3 | 0.0 | 0.0 | 0 | 0 | 1 | 0 | 0 | 0 | 0 | 0 | 0 | 0 | 0 | 1 | 1 | 0 | 0 | 0 | 0 | 0 | L | 28-41 |
| 2018 TOTALS | | 2-2 | 10 | 6 | 4 | 1.0 | 1.0 | 1 | 1 | 2 | 0 | 0 | 0 | 0 | 0 | 0 | 0 | 0 | 2 | 2 | 0 | 0 | 0 | 0 | 0 | 1-1 | |



46

LONG SNAPPER

CHRISTIAN KUNTZ

(RUBEN)

HEIGHT: 6-1
 WEIGHT: 228
 BORN: April 13, 1994
 COLLEGE: Duquesne

BIRTHPLACE: Pittsburgh, PA
 HOW ACQUIRED: FA '20
 NFL EXPERIENCE: 3rd year

PRO CAREER

- ✦ Has played in 34 regular-season games, all for the Steelers
- ✦ Made his NFL debut in Week 1 of 2021 (at Buffalo)

2022 (STEELERS)

- ✦ Played in all 17 regular-season games

2021 (STEELERS)

- ✦ Played in all 17 regular-season games

TRANSACTIONS

- ✦ Signed a contract extension with Pittsburgh on Feb. 22, 2023
- ✦ Signed a reserve/future contract with Pittsburgh on Jan. 19, 2022
- ✦ Signed a reserve/future contract with Pittsburgh on Jan. 14, 2021
- ✦ Signed to the Steelers practice squad on Dec. 29, 2020
- ✦ Waived by the Steelers on Dec. 23, 2020
- ✦ Signed to the Pittsburgh practice squad on Nov. 24, 2020
- ✦ Waived by the Steelers on Aug. 2, 2020
- ✦ Signed with Pittsburgh as a free agent on March 30, 2020
- ✦ Played for the XFL's Dallas Renegades in the spring of 2020
- ✦ Waived by the Steelers on Aug. 31, 2019
- ✦ Signed by Pittsburgh on Aug. 15, 2019
- ✦ Waived by Jacksonville on June 13, 2019
- ✦ Signed to the Jaguars practice squad on Dec. 17, 2018
- ✦ Waived by Denver on June 14, 2018
- ✦ Signed by the Broncos on March 21, 2018
- ✦ Released by New England on Aug. 29, 2017
- ✦ Signed with the Patriots as an undrafted free agent on Aug. 28, 2017

COLLEGE

- ✦ Played in 45 games for Duquesne (2012-16)
- ✦ Northeast Conference career sacks leader with 30.5
- ✦ His 71.5 career TFLs rank fourth on the NCAA all-time FCS list
- ✦ Two-time NEC Defensive Player of the Year
- ✦ First Duquesne player to earn All-American honors three times (STATS FCS third team as a sophomore and first team as a junior & senior)
- ✦ Named Second Team Associated Press All-American in 2015 and 2016
- ✦ Team captain in 2016
- ✦ Started all 11 games at outside linebacker as a redshirt senior
- ✦ Led the NEC in sacks (11.5) and tackles for loss (24.0) in helping the Dukes to a share of the conference title
- ✦ Suffered an injury that led to redshirting his junior year

PERSONAL

- ✦ Played football and basketball at Chartiers Valley High School
- ✦ Graduated with a degree from Duquesne in supply chain management

CHRISTIAN KUNTZ'S NFL REGULAR SEASON STATISTICS

| DATE | TEAM | GP |
|------------|----------|----|
| 2021 | Steelers | 17 |
| 2022 | Steelers | 17 |
| 2023 | Steelers | 5 |
| NFL TOTALS | | 39 |

CHRISTIAN KUNTZ'S NFL POSTSEASON STATISTICS

| DATE | TEAM | GP |
|------------|----------|----|
| 2021 | Steelers | 1 |
| NFL TOTALS | | 1 |

CHRISTIAN KUNTZ'S NFL REGULAR SEASON DEFENSIVE STATISTICS

Table with 25 columns: DATE, TEAM, GP, GS, TACKLES (TK, S, A, TFL, YDS, SK, YDS, QBH), INTERCEPTIONS (NO, YDS, LG, TD, PD), O. FUMB (FF, FR, TD, YDS), ST (TK, S, A, FF, FR), MISC (S, A). Rows for 2021, 2022, 2023, and NFL TOTALS.

CHRISTIAN KUNTZ'S NFL POSTSEASON DEFENSIVE STATISTICS

Table with 25 columns: DATE, TEAM, GP, GS, TACKLES (TK, S, A, TFL, YDS, SK, YDS, QBH), INTERCEPTIONS (NO, YDS, LG, TD, PD), O. FUMB (FF, FR, TD, YDS), ST (TK, S, A, FF, FR), MISC (S, A). Rows for 2021 and NFL TOTALS.

SINGLE-GAME HIGHS: DEFENSIVE

Special Teams Tackles

- 1 vs. Las Vegas Raiders, Dec 24, 2022
1 vs. Denver Broncos, Oct 10, 2021
...1 more at 1.

2023 GAME-BY-GAME REGULAR-SEASON STATISTICS (STEELERS)

Table with 6 columns: DATE, OPPONENT, P, W/L, SCORE. Rows for 09/10, 09/18, 09/24, 10/01, 10/08, and 2023 TOTALS.

2023 GAME-BY-GAME REGULAR-SEASON STATISTICS (STEELERS)

Table with 25 columns: DATE, OPPONENT, P/S, TACKLES, INTERCEPTIONS, O. FUMB, ST, MISC, W/L, SCORE. Rows for 09/10, 09/18, 09/24, 10/01, 10/08, and 2023 TOTALS.

2022 GAME-BY-GAME REGULAR-SEASON STATISTICS (STEELERS)

Table with 25 columns: DATE, OPPONENT, P/S, TACKLES, INTERCEPTIONS, O. FUMB, ST, MISC, W/L, SCORE. Rows for 09/11, 09/18, 09/22, 10/02, 10/09, 10/16, 10/23, 10/30, 11/13, 11/20, 11/28, 12/04, 12/11, 12/18, 12/24, 01/01, 01/08, and 2022 TOTALS.

+ Overtime

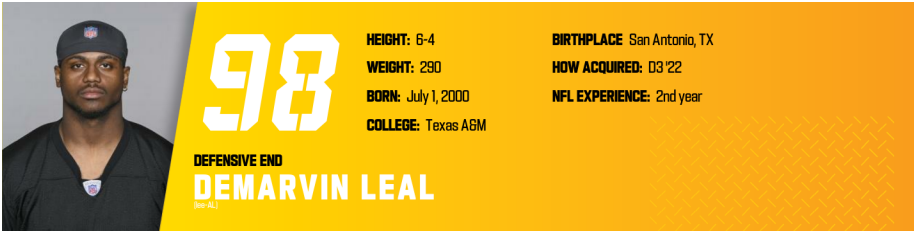
2021 GAME-BY-GAME REGULAR-SEASON STATISTICS (STEELERS)


| DATE | OPPONENT | P/S | TACKLES | | | | | | | INTERCEPTIONS | | | | | O. FUMB | | | | ST | | | | MISC | | W/L | SCORE | | |
|--------------------|-------------|------|---------|---|---|-----|-----|-----|-----|---------------|----|-----|----|----|---------|----|----|----|-----|----|---|---|------|----|-----|-------|--------|-------|
| | | | TK | S | A | SK | YDS | TFL | YDS | QBH | NO | YDS | LG | TD | PD | FF | FR | TD | YDS | TK | S | A | FF | FR | | | S | A |
| 09/12 | at Bills | P | 0 | 0 | 0 | 0.0 | 0.0 | 0 | 0 | 0 | 0 | 0 | 0 | 0 | 0 | 0 | 0 | 0 | 0 | 0 | 0 | 0 | 0 | 0 | 0 | 0 | W | 23-16 |
| 09/19 | Raiders | P | 0 | 0 | 0 | 0.0 | 0.0 | 0 | 0 | 0 | 0 | 0 | 0 | 0 | 0 | 0 | 0 | 0 | 0 | 0 | 0 | 0 | 0 | 0 | 0 | L | 17-26 | |
| 09/26 | Bengals | P | 0 | 0 | 0 | 0.0 | 0.0 | 0 | 0 | 0 | 0 | 0 | 0 | 0 | 0 | 0 | 0 | 0 | 0 | 0 | 0 | 0 | 0 | 0 | 0 | L | 10-24 | |
| 10/03 | at Packers | P | 0 | 0 | 0 | 0.0 | 0.0 | 0 | 0 | 0 | 0 | 0 | 0 | 0 | 0 | 0 | 0 | 0 | 0 | 1 | 1 | 0 | 0 | 0 | 0 | L | 17-27 | |
| 10/10 | Broncos | P | 0 | 0 | 0 | 0.0 | 0.0 | 0 | 0 | 0 | 0 | 0 | 0 | 0 | 0 | 0 | 0 | 0 | 0 | 1 | 1 | 0 | 0 | 0 | 0 | W | 27-19 | |
| 10/17 | Seahawks | P | 0 | 0 | 0 | 0.0 | 0.0 | 0 | 0 | 0 | 0 | 0 | 0 | 0 | 0 | 0 | 0 | 0 | 0 | 0 | 0 | 0 | 0 | 0 | 0 | W | 23-20+ | |
| 10/31 | at Browns | P | 0 | 0 | 0 | 0.0 | 0.0 | 0 | 0 | 0 | 0 | 0 | 0 | 0 | 0 | 0 | 0 | 0 | 0 | 0 | 0 | 0 | 0 | 0 | 0 | W | 15-10 | |
| 11/08 | Bears | P | 0 | 0 | 0 | 0.0 | 0.0 | 0 | 0 | 0 | 0 | 0 | 0 | 0 | 0 | 0 | 0 | 0 | 0 | 0 | 0 | 0 | 0 | 0 | 0 | W | 29-27 | |
| 11/14 | Lions | P | 0 | 0 | 0 | 0.0 | 0.0 | 0 | 0 | 0 | 0 | 0 | 0 | 0 | 0 | 0 | 0 | 0 | 0 | 0 | 0 | 0 | 0 | 0 | 0 | T | 16-16 | |
| 11/21 | at Chargers | P | 0 | 0 | 0 | 0.0 | 0.0 | 0 | 0 | 0 | 0 | 0 | 0 | 0 | 0 | 0 | 0 | 0 | 0 | 0 | 0 | 0 | 0 | 0 | 0 | L | 37-41 | |
| 11/28 | at Bengals | P | 0 | 0 | 0 | 0.0 | 0.0 | 0 | 0 | 0 | 0 | 0 | 0 | 0 | 0 | 0 | 0 | 0 | 0 | 0 | 0 | 0 | 0 | 0 | 0 | L | 10-41 | |
| 12/05 | Ravens | P | 0 | 0 | 0 | 0.0 | 0.0 | 0 | 0 | 0 | 0 | 0 | 0 | 0 | 0 | 0 | 0 | 0 | 0 | 0 | 0 | 0 | 0 | 0 | 0 | W | 20-19 | |
| 12/09 | at Vikings | P | 0 | 0 | 0 | 0.0 | 0.0 | 0 | 0 | 0 | 0 | 0 | 0 | 0 | 0 | 0 | 0 | 0 | 0 | 0 | 0 | 0 | 0 | 0 | 0 | L | 28-36 | |
| 12/19 | Titans | P | 0 | 0 | 0 | 0.0 | 0.0 | 0 | 0 | 0 | 0 | 0 | 0 | 0 | 0 | 0 | 0 | 0 | 0 | 0 | 0 | 0 | 0 | 0 | 0 | W | 19-13 | |
| 12/26 | at Chiefs | P | 0 | 0 | 0 | 0.0 | 0.0 | 0 | 0 | 0 | 0 | 0 | 0 | 0 | 0 | 0 | 0 | 0 | 0 | 0 | 0 | 0 | 0 | 0 | 0 | L | 10-36 | |
| 01/03 | Browns | P | 0 | 0 | 0 | 0.0 | 0.0 | 0 | 0 | 0 | 0 | 0 | 0 | 0 | 0 | 0 | 0 | 0 | 0 | 0 | 0 | 0 | 0 | 0 | 0 | W | 26-14 | |
| 01/09 | at Ravens | P | 0 | 0 | 0 | 0.0 | 0.0 | 0 | 0 | 0 | 0 | 0 | 0 | 0 | 0 | 0 | 0 | 0 | 0 | 0 | 0 | 0 | 0 | 0 | 0 | W | 16-13+ | |
| 2021 TOTALS | | 17-0 | 0 | 0 | 0 | 0.0 | 0.0 | 0 | 0 | 0 | 0 | 0 | 0 | 0 | 0 | 0 | 0 | 0 | 0 | 2 | 2 | 0 | 0 | 0 | 0 | 9-7-1 | | |

+- Overtime

2021 GAME-BY-GAME POSTSEASON STATISTICS (STEELERS)

| DATE | OPPONENT | P/S | TACKLES | | | | | | | INTERCEPTIONS | | | | | O. FUMB | | | | ST | | | | MISC | | W/L | SCORE | |
|--------------------|-----------|-----|---------|---|---|-----|-----|-----|-----|---------------|----|-----|----|----|---------|----|----|----|-----|----|---|---|------|----|-----|-------|-------|
| | | | TK | S | A | SK | YDS | TFL | YDS | QBH | NO | YDS | LG | TD | PD | FF | FR | TD | YDS | TK | S | A | FF | FR | | | S |
| 01/16 | at Chiefs | P | 0 | 0 | 0 | 0.0 | 0.0 | 0 | 0 | 0 | 0 | 0 | 0 | 0 | 0 | 0 | 0 | 0 | 0 | 0 | 0 | 0 | 0 | 0 | 0 | L | 21-42 |
| 2021 TOTALS | | 1-0 | 0 | 0 | 0 | 0.0 | 0.0 | 0 | 0 | 0 | 0 | 0 | 0 | 0 | 0 | 0 | 0 | 0 | 0 | 0 | 0 | 0 | 0 | 0 | 0 | 0-1 | |





98

DEFENSIVE END

DEMARVIN LEAL

(born AL)

HEIGHT: 6-4

WEIGHT: 290

BORN: July 1, 2000

COLLEGE: Texas A&M

BIRTHPLACE: San Antonio, TX

HOW ACQUIRED: D3 '22

NFL EXPERIENCE: 2nd year

PRO CAREER

- ✦ Has played in 11 games (two starts)
- ✦ Made NFL debut in Week 1 of 2022 (at Cincinnati)
- ✦ Made NFL starting debut in Week 5 of 2022 (at Buffalo)

2022 (STEELERS)

- ✦ Registered 14 tackles (eight solo), three passes defended and one tackle for loss
- ✦ Had a season-high four tackles along with one tackle for loss in Week 4 vs. New York Jets
- ✦ Blocked a field goal in Week 5 at Buffalo
- ✦ Missed Weeks 6 through 12 after being placed on the Reserve/Injured List

TRANSACTIONS

- ✦ Signed a four-year contract with Pittsburgh on May 20, 2022
- ✦ Drafted by the Steelers in the third round (84th overall) of the 2022 NFL Draft

COLLEGE

- ✦ Played in 35 games at Texas A&M
- ✦ Tallied 133 tackles (59 solo), 25.0 tackles for loss, 13.0 sacks, one interception, six passes defended, two forced fumbles and one fumble recovery
- ✦ Recorded a season-high seven tackles at Ole Miss
- ✦ Recorded a season-high two sacks vs Mississippi St.
- ✦ Started 12 games (2021)
- ✦ Finished the season tied for fifth in the SEC with 8.5 sacks and tied for ninth with 12.5 tackles for loss, leading the Aggies in both categories
- ✦ Started all 10 games (2020)
- ✦ Led the defense in hurries with eight and ranked fifth in tackles with 37
- ✦ Played in all 13 games, making seven starts (2019)
- ✦ Was second on the team with five QB hurries
- ✦ 2021 Ted Hendricks Award Finalist
- ✦ 2021 AP All-America First Team
- ✦ 2021 Sporting News All-America First Team
- ✦ 2021 AP and Coaches' All-SEC First Team
- ✦ 2021 FWAA All-America Second Team
- ✦ 2021 Walter Camp All-America Second Team
- ✦ 2021 The Athletic All-America Second Team

PERSONAL

- ✦ Was coached by Sean McAuliffe at Judson High School
- ✦ Was an Army All-American
- ✦ Named to Dave Campbell's Texas Football Tops in Texas First Team
- ✦ As a junior, was named to AP All-State Second Team
- ✦ Tallied 83 tackles, 16 tackles for loss, 13 quarterback hits, six sacks, six pass breakups, four forced fumbles, two fumble recoveries and a blocked punt in 2018
- ✦ Hometown: San Antonio, Texas

DEMARVIN LEAL'S NFL REGULAR SEASON DEFENSIVE STATISTICS

| DATE | TEAM | GP | GS | TACKLES | | | | | | | | | | INTERCEPTIONS | | | | | O. FUMB | | | | | ST | | | | MISC | |
|-------------------|----------|-----------|----------|-----------|-----------|----------|----------|----------|------------|------------|----------|----------|----------|---------------|----------|----------|----------|----------|----------|----------|----------|----------|----------|----------|----------|----------|----------|----------|---|
| | | | | TK | S | A | TFL | YDS | SK | YDS | QBH | NO | YDS | LG | TD | PD | FF | FR | TD | YDS | TK | S | A | FF | FR | S | A | | |
| 2022 | Steelers | 11 | 2 | 14 | 8 | 6 | 1 | 0 | 0.0 | 0.0 | 0 | 0 | 0 | 0 | 0 | 3 | 0 | 0 | 0 | 0 | 0 | 0 | 0 | 0 | 0 | 0 | 0 | 0 | 0 |
| 2023 | Steelers | 4 | 3 | 10 | 8 | 2 | 2 | 2 | 1.0 | 2.0 | 2 | 0 | 0 | 0 | 0 | 1 | 0 | 0 | 0 | 0 | 0 | 0 | 0 | 0 | 0 | 0 | 0 | 0 | |
| NFL TOTALS | | 15 | 5 | 24 | 16 | 8 | 3 | 2 | 1.0 | 2.0 | 2 | 0 | 0 | 0 | 4 | 0 | 0 | 0 | 0 | 0 | 0 | 0 | 0 | 0 | 0 | 0 | 0 | 0 | |

SINGLE-GAME HIGHS: DEFENSIVE

- | | |
|--|--|
| <p>Total Tackles 4 vs. New York Jets, Oct 02, 2022</p> <p>3 vs. Cleveland Browns, Sep 18, 2023</p> <p>...2 more at 3.</p> <p>Solo Tackles 2 at Houston Texans, Oct 01, 2023</p> <p>2 at Las Vegas Raiders, Sep 24, 2023</p> <p>...4 more at 2.</p> | <p>Passes Defended 2 at Buffalo Bills, Oct 09, 2022</p> <p>1 vs. New England Patriots, Sep 18, 2022</p> <p>Tackles For Loss 1 vs. San Francisco 49ers, Sep 10, 2023</p> <p>1 vs. New York Jets, Oct 02, 2022</p> |
|--|--|

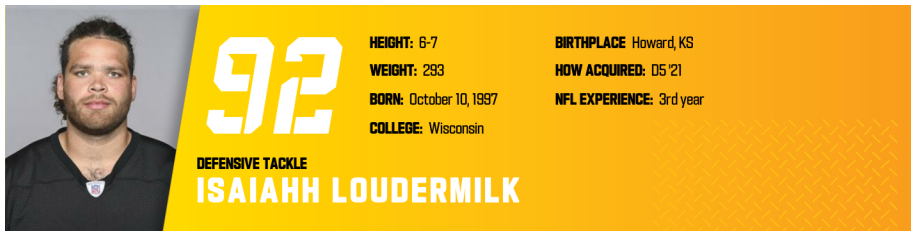
2023 GAME-BY-GAME REGULAR-SEASON STATISTICS (STEELERS)


| DATE | OPPONENT | P/S | TACKLES | | | | | INTERCEPTIONS | | | | | O. FUMB | | | | ST | | | | MISC | | W/L | SCORE | | | |
|------------------|------------|-----|---------|---|---|-----|-----|---------------|-----|-----|----|-----|---------|----|----|----|----|----|-----|----|------|---|-----|-------|----|-------|-------|
| | | | TK | S | A | SK | YDS | TFL | YDS | QBH | NO | YDS | LG | TD | PD | FF | FR | TD | YDS | TK | S | A | | | FF | FR | S |
| 09/10 | 49ers | P | 3 | 2 | 1 | 0.0 | 0.0 | 1 | 0 | 1 | 0 | 0 | 0 | 0 | 0 | 0 | 0 | 0 | 0 | 0 | 0 | 0 | 0 | 0 | 0 | L | 7-30 |
| 09/18 | Browns | S | 3 | 2 | 1 | 1.0 | 2.0 | 1 | 2 | 1 | 0 | 0 | 0 | 0 | 0 | 0 | 0 | 0 | 0 | 0 | 0 | 0 | 0 | 0 | 0 | W | 26-22 |
| 09/24 | at Raiders | S | 2 | 2 | 0 | 0.0 | 0.0 | 0 | 0 | 0 | 0 | 0 | 0 | 0 | 0 | 0 | 0 | 0 | 0 | 0 | 0 | 0 | 0 | 0 | 0 | W | 23-18 |
| 10/01 | at Texans | S | 2 | 2 | 0 | 0.0 | 0.0 | 0 | 0 | 0 | 0 | 0 | 0 | 1 | 0 | 0 | 0 | 0 | 0 | 0 | 0 | 0 | 0 | 0 | 0 | L | 6-30 |
| 10/08 | Ravens | | | | | | | | | | | | | | | | | | | | | | | | W | 17-10 | |
| ON INACTIVE LIST | | | | | | | | | | | | | | | | | | | | | | | | | | | |
| 2023 TOTALS | | 4-3 | 10 | 8 | 2 | 1.0 | 2.0 | 2 | 2 | 2 | 0 | 0 | 0 | 0 | 1 | 0 | 0 | 0 | 0 | 0 | 0 | 0 | 0 | 0 | 0 | 3-2 | |

2022 GAME-BY-GAME REGULAR-SEASON STATISTICS (STEELERS)

| DATE | OPPONENT | P/S | TACKLES | | | | | INTERCEPTIONS | | | | | O. FUMB | | | | ST | | | | MISC | | W/L | SCORE | | | | |
|-------------|-------------|------|---------|---|---|-----|-----|---------------|-----|-----|----|-----|---------|----|----|----|----|----|-----|----|------|---|-----|-------|----|-----|-------|--------|
| | | | TK | S | A | SK | YDS | TFL | YDS | QBH | NO | YDS | LG | TD | PD | FF | FR | TD | YDS | TK | S | A | | | FF | FR | S | A |
| 09/11 | at Bengals | P | 1 | 0 | 1 | 0.0 | 0.0 | 0 | 0 | 0 | 0 | 0 | 0 | 0 | 0 | 0 | 0 | 0 | 0 | 0 | 0 | 0 | 0 | 0 | 0 | 0 | W | 23-20+ |
| 09/18 | Patriots | P | 2 | 1 | 1 | 0.0 | 0.0 | 0 | 0 | 0 | 0 | 0 | 0 | 1 | 0 | 0 | 0 | 0 | 0 | 0 | 0 | 0 | 0 | 0 | 0 | 0 | L | 14-17 |
| 09/22 | at Browns | P | 1 | 1 | 0 | 0.0 | 0.0 | 0 | 0 | 0 | 0 | 0 | 0 | 0 | 0 | 0 | 0 | 0 | 0 | 0 | 0 | 0 | 0 | 0 | 0 | 0 | L | 17-29 |
| 10/02 | Jets | P | 4 | 2 | 2 | 0.0 | 0.0 | 1 | 0 | 0 | 0 | 0 | 0 | 0 | 0 | 0 | 0 | 0 | 0 | 0 | 0 | 0 | 0 | 0 | 0 | 0 | L | 20-24 |
| 10/09 | at Bills | S | 1 | 1 | 0 | 0.0 | 0.0 | 0 | 0 | 0 | 0 | 0 | 0 | 2 | 0 | 0 | 0 | 0 | 0 | 0 | 0 | 0 | 0 | 0 | 0 | 0 | L | 3-38 |
| 10/16 | Buccaneers | | | | | | | | | | | | | | | | | | | | | | | | | W | 20-18 | |
| 10/23 | at Dolphins | | | | | | | | | | | | | | | | | | | | | | | | | L | 10-16 | |
| 10/30 | at Eagles | | | | | | | | | | | | | | | | | | | | | | | | | L | 13-35 | |
| 11/13 | Saints | | | | | | | | | | | | | | | | | | | | | | | | | W | 20-10 | |
| 11/20 | Bengals | | | | | | | | | | | | | | | | | | | | | | | | | L | 30-37 | |
| 11/28 | at Colts | | | | | | | | | | | | | | | | | | | | | | | | | W | 24-17 | |
| 12/04 | at Falcons | P | 0 | 0 | 0 | 0.0 | 0.0 | 0 | 0 | 0 | 0 | 0 | 0 | 0 | 0 | 0 | 0 | 0 | 0 | 0 | 0 | 0 | 0 | 0 | 0 | 0 | W | 19-16 |
| 12/11 | Ravens | P | 0 | 0 | 0 | 0.0 | 0.0 | 0 | 0 | 0 | 0 | 0 | 0 | 0 | 0 | 0 | 0 | 0 | 0 | 0 | 0 | 0 | 0 | 0 | 0 | 0 | L | 14-16 |
| 12/18 | at Panthers | P | 0 | 0 | 0 | 0.0 | 0.0 | 0 | 0 | 0 | 0 | 0 | 0 | 0 | 0 | 0 | 0 | 0 | 0 | 0 | 0 | 0 | 0 | 0 | 0 | 0 | W | 24-16 |
| 12/24 | Raiders | P | 0 | 0 | 0 | 0.0 | 0.0 | 0 | 0 | 0 | 0 | 0 | 0 | 0 | 0 | 0 | 0 | 0 | 0 | 0 | 0 | 0 | 0 | 0 | 0 | 0 | W | 13-10 |
| 01/01 | at Ravens | S | 3 | 2 | 1 | 0.0 | 0.0 | 0 | 0 | 0 | 0 | 0 | 0 | 0 | 0 | 0 | 0 | 0 | 0 | 0 | 0 | 0 | 0 | 0 | 0 | 0 | W | 16-13 |
| 01/08 | Browns | P | 2 | 1 | 1 | 0.0 | 0.0 | 0 | 0 | 0 | 0 | 0 | 0 | 0 | 0 | 0 | 0 | 0 | 0 | 0 | 0 | 0 | 0 | 0 | 0 | 0 | W | 28-14 |
| 2022 TOTALS | | 11-2 | 14 | 8 | 6 | 0.0 | 0.0 | 1 | 0 | 0 | 0 | 0 | 0 | 0 | 3 | 0 | 0 | 0 | 0 | 0 | 0 | 0 | 0 | 0 | 0 | 9-8 | | |

+ Overtime





92

DEFENSIVE TACKLE

ISAIAHH LOUDERMILK

HEIGHT: 6-7
WEIGHT: 293
BORN: October 10, 1997
COLLEGE: Wisconsin

BIRTHPLACE: Howard, KS
HOW ACQUIRED: 05/21
NFL EXPERIENCE: 3rd year

PRO CAREER

- ✦ Has played in 26 career games (five starts)
- ✦ Has registered 30 tackles (20 solo), 1.0 sack, three passes defended and one tackle for loss
- ✦ Made NFL debut in Week 2 of 2021 (vs. Las Vegas)
- ✦ Made NFL starting debut in Week 16 of 2021 (at Kansas City)

2022 (STEELERS)

- ✦ Played in 11 games (three starts)
- ✦ Recorded seven tackles (four solo)
- ✦ Blocked a field goal in Week 12 at Indianapolis
- ✦ Had his first tackle for loss in Week 15 at Carolina

2021 (STEELERS)

- ✦ Played in 15 games (two starts)
- ✦ Recorded 23 tackles (16 solo), three passes defended and 1.0 sack
- ✦ Registered his first NFL sack taking down Baker Mayfield in Week 8 at Cleveland
- ✦ Registered a career-high six tackles at Kansas City in Week 15

TRANSACTIONS

- ✦ Signed a four-year contract with Pittsburgh on May 15, 2021
- ✦ Drafted by the Steelers in the fifth round (156th overall) in the 2021 NFL Draft

COLLEGE

- ✦ Played in 40 games (26 starts) at defensive end for Wisconsin (2016-20)
- ✦ Recorded 63 tackles, 11.5 tackles for loss, 7.5 sacks, two forced fumbles and nine pass breakups
- ✦ Graduated in December 2019 with bachelor's degree in personal finance
- ✦ Named All-Big Ten third team (media) and All-Big Ten honorable mention (coaches) in 2020
- ✦ Selected to participate in the 2021 East-West Shrine Bowl
- ✦ Played in all six games (six starts) at defensive end in 2020; recorded 13 tackles, nine solo stops, 2.5 tackles for loss and 2.0 sacks
- ✦ Started 14 games at defensive end in 2019; recorded 24 tackles, including 5.0 tackles for loss and 3.0 sacks, forced two fumbles and batted down five passes
- ✦ Set a career high with five tackles vs. Ohio State in 2019 Big Ten Football Championship Game, also recording 1.0 sack and forcing a fumble

PERSONAL

- ✦ Three-star prospect by 247 Sports, ESPN and Rivals
- ✦ First-team all-state in 8-man football by Kansas Football Coaches Association and Wichita Eagle as a senior; recorded 97 tackles, 2.0 sacks and two interceptions along with five TD receptions
- ✦ Helped 10-1 West Elk earn its first-ever playoff win as a senior
- ✦ First-team All-South Central Border League as a sophomore, junior and senior
- ✦ Three-time all-district and all-area selection
- ✦ Finished career with 267 tackles, 22.0 sacks and three interceptions on defense and registered eight TD receptions on offense
- ✦ Two-year team MVP
- ✦ First-team all-state in basketball by Kansas Basketball Coaches Association as a junior, averaging 19.2 points, 14.7 rebounds and 5.5 blocks per game
- ✦ Three-time All-SCBL in basketball
- ✦ Also competed in baseball and track and field, winning conference title in shot put as a junior
- ✦ Parents are Stacy Howell and Cartezze Loudermilk
- ✦ Father played basketball at Independence Community College and Creighton.

ISAIAHH LOUDERMILK'S NFL REGULAR SEASON DEFENSIVE STATISTICS

| DATE | TEAM | GP | GS | TACKLES | | | | | | | | | | INTERCEPTIONS | | | | O. FUMBL | | | | ST | | | | MISC | | | |
|------------|----------|----|----|---------|----|----|-----|-----|-----|-----|-----|----|-----|---------------|----|----|----|----------|----|-----|----|----|---|----|----|------|---|--|--|
| | | | | TK | S | A | TFL | YDS | SK | YDS | QBH | NO | YDS | LG | TD | PD | FF | FR | TD | YDS | TK | S | A | FF | FR | S | A | | |
| 2021 | Steelers | 15 | 2 | 23 | 16 | 7 | 0 | 0 | 1.0 | 0.0 | 0 | 0 | 0 | 0 | 0 | 0 | 0 | 0 | 0 | 0 | 0 | 0 | 0 | 0 | 0 | 0 | | | |
| 2022 | Steelers | 11 | 3 | 7 | 4 | 3 | 1 | 1 | 0.0 | 0.0 | 0 | 0 | 0 | 0 | 0 | 0 | 0 | 0 | 0 | 0 | 0 | 0 | 0 | 0 | 0 | | | | |
| 2023 | Steelers | 5 | 0 | 4 | 1 | 3 | 0 | 0 | 0.0 | 0.0 | 0 | 0 | 0 | 2 | 0 | 0 | 0 | 0 | 0 | 0 | 0 | 0 | 0 | 0 | 0 | | | | |
| NFL TOTALS | | 31 | 5 | 34 | 21 | 13 | 1 | 1 | 1.0 | 0.0 | 0 | 0 | 0 | 0 | 0 | 0 | 0 | 0 | 0 | 0 | 0 | 0 | 0 | 0 | 0 | | | | |



65
OFFENSIVE TACKLE
DAN MOORE JR.

HEIGHT: 6-5
WEIGHT: 315
BORN: September 28, 1998
COLLEGE: Texas A&M

BIRTHPLACE: Beaumont, TX
HOW ACQUIRED: D4a '21
NFL EXPERIENCE: 3rd year

PRO CAREER

- ✦ Has started at left tackle in 33 games
- ✦ Became the first Steelers rookie to start at left tackle since the 1970 AFL-NFL merger
- ✦ Made NFL debut in Week 1 of 2021 (at Buffalo)
- ✦ Made NFL starting debut in Week 1 of 2021 (at Buffalo)

2022 (STEELERS)

- ✦ Started all 17 regular-season games at left tackle
- ✦ Blocked for RB Najee Harris to run for 1,000-plus yards for a second consecutive season, including a season-high 111 yards in Week 17 at Baltimore
- ✦ Saw significant improvement after the Bye Week, blocking for an average of 147 rushing yards per game and allowing the team to be held under 100 yards on the ground just once in Weeks 10 through 18
- ✦ Part of an offensive line that did not allow a sack in two games and just one sack in four games
- ✦ Played all 1,160 offensive snaps

2021 (STEELERS)

- ✦ Started 16 regular-season games at left tackle
- ✦ Blocked for 1,000-plus-yard rusher Najee Harris
- ✦ Was one of five rookie starters, marking the first time the Steelers started at least five rookies in a season opener since 1991
- ✦ Blocked for a 100-yard rusher three times (Week 5 vs. Denver; Week 10 vs. Detroit; Week 17 vs. Cleveland)
- ✦ Joined C Maurkice Pouncey to become one of two offensive linemen in franchise history to start 16 games their rookie season

TRANSACTIONS

- ✦ Signed a four-year contract with Pittsburgh on May 18, 2021
- ✦ Drafted by the Steelers in the fourth round (128th overall) in the 2021 NFL Draft

COLLEGE

- ✦ Played in 44 games (37 starts) at Texas A&M (2017-20)
- ✦ Started the final 36 games of his collegiate career
- ✦ Named Second-Team All-SEC as a senior in 2020
- ✦ Started all 10 games and logged 691 snaps at left tackle
- ✦ Earned SEC Offensive Lineman of the Week honors for his performance against the Gamecocks
- ✦ Rolled over the Tigers defense for a season-high 313 yards rushing in the victory at Auburn
- ✦ Texas A&M offensive line was named a finalist for the Joe Moore Award

PERSONAL

- ✦ Coached by Kevin Flanigan at Beaumont West Brook Senior High School
- ✦ Rated a three-star recruit by PrepStar
- ✦ Named to the PrepStar All-Midlands Region Team
- ✦ Three-star prospect by Rivals
- ✦ Three-star by ESPN
- ✦ Rated the No. 73 offensive guard in the nation
- ✦ No. 150 in the state of Texas and No. 194 in the Midlands Region

DAN MOORE JR.'S NFL REGULAR SEASON STATISTICS

| DATE | TEAM | GP | GS |
|-------------------|----------|-----------|-----------|
| 2021 | Steelers | 16 | 16 |
| 2022 | Steelers | 17 | 17 |
| 2023 | Steelers | 4 | 4 |
| NFL TOTALS | | 37 | 37 |

DAN MOORE JR.'S NFL POSTSEASON STATISTICS

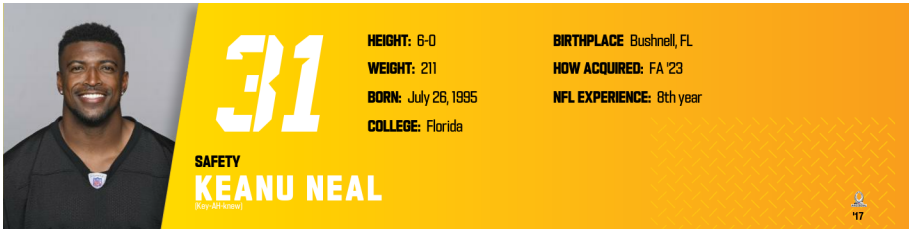
| DATE | TEAM | GP | GS |
|-------------------|----------|----------|----------|
| 2021 | Steelers | 1 | 1 |
| NFL TOTALS | | 1 | 1 |

2023 GAME-BY-GAME REGULAR-SEASON STATISTICS (STEELERS)

| DATE | OPPONENT | P/S | TACKLES | | | | | | | INTERCEPTIONS | | | | | O. FUMB | | | | ST | | | | MISC | | W/L | SCORE | | |
|--------------------|------------|------------|------------------|---|---|-----|-----|-----|-----|---------------|----|-----|----|----|---------|----|----|----|-----|----|---|---|------|----|-----|-------|------------|-------|
| | | | TK | S | A | SK | YDS | TFL | YDS | QBH | NO | YDS | LG | TD | PD | FF | FR | TD | YDS | TK | S | A | FF | FR | | | S | A |
| 09/10 | 49ers | S | 0 | 0 | 0 | 0.0 | 0.0 | 0 | 0 | 0 | 0 | 0 | 0 | 0 | 0 | 0 | 0 | 0 | 0 | 0 | 0 | 0 | 0 | 0 | 0 | 0 | L | 7-30 |
| 09/18 | Browns | S | 0 | 0 | 0 | 0.0 | 0.0 | 0 | 0 | 0 | 0 | 0 | 0 | 0 | 0 | 0 | 0 | 0 | 0 | 0 | 0 | 0 | 0 | 0 | 0 | 0 | W | 26-22 |
| 09/24 | at Raiders | S | 0 | 0 | 0 | 0.0 | 0.0 | 0 | 0 | 0 | 0 | 0 | 0 | 0 | 0 | 0 | 0 | 0 | 0 | 0 | 0 | 0 | 0 | 0 | 0 | 0 | W | 23-18 |
| 10/01 | at Texans | S | 0 | 0 | 0 | 0.0 | 0.0 | 0 | 0 | 0 | 0 | 0 | 0 | 0 | 0 | 0 | 0 | 0 | 0 | 0 | 0 | 0 | 0 | 0 | 0 | 0 | L | 6-30 |
| 10/08 | Ravens | | ON INACTIVE LIST | | | | | | | | | | | | | | | | | | | | | | | | W | 17-10 |
| 2023 TOTALS | | 4-4 | 0 | 0 | 0 | 0.0 | 0.0 | 0 | 0 | 0 | 0 | 0 | 0 | 0 | 0 | 0 | 0 | 0 | 0 | 0 | 0 | 0 | 0 | 0 | 0 | 0 | 3-2 | |

2023 GAME-BY-GAME REGULAR-SEASON STATISTICS (STEELERS)

| DATE | OPPONENT | P/S | W/L | SCORE |
|--------------------|------------|------------|------------|-------|
| 09/10 | 49ers | S | L | 7-30 |
| 09/18 | Browns | S | W | 26-22 |
| 09/24 | at Raiders | S | W | 23-18 |
| 10/01 | at Texans | S | L | 6-30 |
| 10/08 | Ravens | | W | 17-10 |
| 2023 TOTALS | | 4-4 | 3-2 | |



31

SAFETY
KEANU NEAL
(199 cm / 6'7")

HEIGHT: 6-0
WEIGHT: 211
BORN: July 26, 1995
COLLEGE: Florida

BIRTHPLACE: Bushnell, FL
HOW ACQUIRED: FA '23
NFL EXPERIENCE: 8th year

17

PRO CAREER

- ✦ Has played in 80 games (61 starts) over his seven-year NFL career (Atlanta 2016-20; Dallas 2021; Tampa Bay 2022)
- ✦ Has registered 463 tackles (320 solo), 21 tackles for loss, 20 passes defended, 11 quarterback hits, eight forced fumbles, four fumble recoveries, three interceptions and 2.5 sacks
- ✦ Has started 5-of-5 postseason contests, recording 41 tackles (one for loss), one fumble recovery and one pass defended
- ✦ 2017 Pro Bowl Selection
- ✦ 2016 PFWA All-Rookie Team Selection
- ✦ Made NFL debut in Week 3 of 2016 (at New Orleans)
- ✦ Made NFL starting debut in Week 3 of 2016 (at New Orleans)

2020 (FALCONS)

- ✦ Started all 15 games he played at safety, missed one game with a hamstring injury
- ✦ Registered 98 tackles (74 solo), a career-high nine tackles for loss, 1.0 sack, three quarterback hits, one interception, one forced fumble and two special teams tackles
- ✦ Equaled career-best with 11 tackles, along with his first career sack, a tackle for loss and a quarterback hurry in Week 7 vs. Detroit
- ✦ Recovered a fumble in Week 12 vs. Las Vegas and logged an interception in Week 17 at Tampa Bay

2019 (FALCONS)

- ✦ Returned from his ACL injury to start the first four games of the season before a torn Achilles landed him back on Reserve/Injured
- ✦ Registered 14 tackles (11 solo) and a quarterback pressure before the injury
- ✦ Recorded nine tackles in Week 2 vs. Philadelphia, then added four stops in Week 4 at Indianapolis before suffering the injury

2018 (FALCONS)

- ✦ Missed the 2018 season after tearing his ACL during the season opener at Philadelphia

2017 (FALCONS)

- ✦ Started all 16 games and both playoff contests en route to his first career Pro Bowl selection
- ✦ Registered 113 tackles, four for loss, three forced fumbles, two fumble recoveries, one interception and six pass breakups
- ✦ Added 13 tackles, one breakup, one fumble recovery and a tackle for loss in postseason action
- ✦ Recorded season-highs with 10 tackles at New England (10/22) and at New Orleans (12/24)
- ✦ Forced a pair of fumbles and had one recovery at Carolina (11/5)
- ✦ Picked off his first career pass in the regular-season finale against Carolina (12/31)
- ✦ Recovered a fumble in the Divisional game at Philadelphia (1/13/18)

2016 (FALCONS)

- ✦ Started all 14 games in which he played
- ✦ His 105 total tackles (72 solo) ranked second to fellow rookie Deion Jones for the team lead
- ✦ Ranked second to Jones in tackles among all rookies
- ✦ Added two tackles for loss, five forced fumbles, one fumble recovery and seven passes defended
- ✦ His five forced fumbles were the most by a defensive back since Dwight Lowery had five in 2008
- ✦ Made his playoff debut with a team-high nine tackles (eight solo) in Atlanta's Divisional Round win over Seattle

TRANSACTIONS

- ✦ Signed a two-year contract with Pittsburgh on Mar. 30, 2023
- ✦ Signed a one-year contract with Tampa Bay on April 6, 2022
- ✦ Signed a one-year contract with Dallas on Mar. 20, 2021
- ✦ Atlanta exercised fifth-year option on Jan. 4, 2019
- ✦ Signed a four-year contract with Atlanta on May 4, 2016
- ✦ Drafted by Atlanta in the first round (17th overall) of the 2016 NFL Draft

COLLEGE

- ✦ Started 19 of 34 games played at Florida (2013-15)
- ✦ Finished with 146 tackles (79 solo), nine passes defended, 4.5 tackles for loss, four interceptions, 2.0 sacks, two forced fumbles, one fumble recovery and one fumble returned for a touchdown
- ✦ Finished third on the team with 96 total tackles, including a team-high 51 solo tackles despite missing two games as a senior
- ✦ Posted a career-high 14 tackles against Tennessee and at LSU in 2015, leading the team in tackles five times on the season
- ✦ Ranked second on the team in interceptions (three) in 2014
- ✦ Earned Honorable Mention CFPA Defensive Back of the Week honors in 2014 after his performance at Alabama, leading the team with 10 tackles while forcing a fumble and returning a fumble 49 yards for a touchdown
- ✦ Joined Florida teammate Vernon Hargreaves III to become the second set of SEC defensive backs from the same school to be selected during the first round of the NFL Draft

PERSONAL

- ✦ Attended South Sumter High School (FL)
- ✦ Totaled over 70 tackles and had four interceptions as a senior
- ✦ All-State selection as a junior
- ✦ Recorded 151 tackles (68 solo, 83 assists), four interceptions, one of which he returned 20 yards for a touchdown, as well as four forced fumbles, five pass deflections and one offensive touchdown as a goal-line fullback as a junior

REGULAR SEASON COMPARISON: DEFENSIVE - LOS ANGELES RAMS

| DATE | OPP | W/L | GP/GS | TACKLES | | | | | | | SACK | YDS. | INT | TFL | PD | QBH | TD | MISC | | |
|---------------|-----------|-----|-------|---------|------|------|-----|-----|----|----|------|------|-----|-----|----|-----|----|------|----|--|
| | | | | TOT | SOLO | ASST | TFL | YDS | SK | FF | | | | | | | | FR | ST | |
| 12/11/16 | ATL @ LA | W | S | 8 | 6 | 2 | 0.0 | 0.0 | 0 | 0 | 0 | 0 | 1 | 0 | 0 | 0 | 0 | 0 | 0 | |
| 11/6/22 | TB vs. LA | W | S | 10 | 5 | 5 | 0.0 | 0.0 | 0 | 0 | 0 | 0 | 0 | 0 | 0 | 0 | 0 | 0 | | |
| TOTALS | | 2/0 | 2/2 | 18 | 11 | 7 | 0.0 | 0.0 | 0 | 0 | 0 | 1 | 0 | 0 | 0 | 0 | 0 | 0 | | |

KEANU NEAL'S NFL REGULAR SEASON DEFENSIVE STATISTICS

| DATE | TEAM | GP | GS | TACKLES | | | | | | | INTERCEPTIONS | | | | O. FUMB | | | ST | | | MISC | | | | | |
|-------------------|------------|----|----|---------|-----|-----|-----|-----|-----|------|---------------|----|-----|----|---------|----|----|----|----|-----|------|---|---|----|----|---|
| | | | | TK | S | A | TFL | YDS | SK | YDS | QBH | NO | YDS | LG | TD | PD | FF | FR | TD | YDS | TK | S | A | FF | FR | S |
| 2016 | Falcons | 14 | 14 | 105 | 72 | 33 | 2 | 2 | 0.0 | 0.0 | 0 | 0 | 0 | 0 | 9 | 5 | 1 | 0 | 0 | 1 | 0 | 1 | 0 | 0 | 0 | 0 |
| 2017 | Falcons | 16 | 16 | 113 | 81 | 32 | 4 | 7 | 0.0 | 0.0 | 0 | 1 | 19 | 19 | 6 | 3 | 2 | 0 | 0 | 3 | 2 | 1 | 0 | 0 | 0 | 0 |
| 2018 | Falcons | 1 | 1 | 2 | 1 | 1 | 0 | 0 | 0.0 | 0.0 | 0 | 0 | 0 | 0 | 0 | 0 | 0 | 0 | 0 | 0 | 0 | 0 | 0 | 0 | 0 | 0 |
| 2019 | Falcons | 3 | 3 | 14 | 11 | 3 | 0 | 0 | 0.0 | 0.0 | 1 | 0 | 0 | 0 | 0 | 0 | 0 | 0 | 0 | 0 | 0 | 0 | 0 | 0 | 0 | 0 |
| 2020 | Falcons | 15 | 14 | 98 | 74 | 24 | 9 | 27 | 1.0 | 9.0 | 3 | 1 | 0 | 0 | 2 | 0 | 1 | 0 | 0 | 2 | 2 | 0 | 0 | 0 | 0 | 0 |
| 2021 | Cowboys | 14 | 5 | 70 | 42 | 28 | 4 | 10 | 1.0 | 1.0 | 1 | 0 | 0 | 0 | 0 | 0 | 0 | 0 | 0 | 2 | 2 | 0 | 0 | 0 | 0 | 0 |
| 2022 | Buccaneers | 17 | 8 | 61 | 39 | 22 | 2 | 1 | 0.5 | 4.0 | 5 | 1 | 0 | 0 | 4 | 0 | 0 | 0 | 0 | 2 | 2 | 0 | 0 | 0 | 0 | 0 |
| 2023 | Steelers | 5 | 5 | 24 | 15 | 9 | 1 | 5 | 0.0 | 0.0 | 0 | 0 | 0 | 0 | 1 | 0 | 0 | 0 | 0 | 0 | 0 | 0 | 0 | 0 | 0 | 0 |
| NFL TOTALS | | 85 | 66 | 487 | 335 | 152 | 22 | 52 | 2.5 | 14.0 | 10 | 3 | 19 | 19 | 0 | 22 | 8 | 4 | 0 | 0 | 10 | 8 | 2 | 0 | 0 | 0 |

KEANU NEAL'S NFL POSTSEASON DEFENSIVE STATISTICS

| DATE | TEAM | GP | GS | TACKLES | | | | | | | INTERCEPTIONS | | | | O. FUMB | | | ST | | | MISC | | | | | |
|-------------------|------------|----|----|---------|----|---|-----|-----|-----|-----|---------------|----|-----|----|---------|----|----|----|----|-----|------|---|---|----|----|---|
| | | | | TK | S | A | TFL | YDS | SK | YDS | QBH | NO | YDS | LG | TD | PD | FF | FR | TD | YDS | TK | S | A | FF | FR | S |
| 2016 | Falcons | 3 | 3 | 28 | 22 | 6 | 0 | 0 | 0.0 | 0.0 | 1 | 0 | 0 | 0 | 0 | 0 | 0 | 0 | 0 | 2 | 2 | 0 | 0 | 0 | 0 | 0 |
| 2017 | Falcons | 2 | 2 | 13 | 11 | 2 | 1 | 1 | 0.0 | 0.0 | 0 | 0 | 0 | 0 | 1 | 0 | 1 | 0 | 0 | 1 | 0 | 1 | 0 | 0 | 0 | 0 |
| 2021 | Cowboys | 0 | 0 | 0 | 0 | 0 | 0 | 0 | 0.0 | 0.0 | 0 | 0 | 0 | 0 | 0 | 0 | 0 | 0 | 0 | 0 | 0 | 0 | 0 | 0 | 0 | 0 |
| 2022 | Buccaneers | 0 | 0 | 0 | 0 | 0 | 0 | 0 | 0.0 | 0.0 | 0 | 0 | 0 | 0 | 0 | 0 | 0 | 0 | 0 | 0 | 0 | 0 | 0 | 0 | 0 | 0 |
| NFL TOTALS | | 5 | 5 | 41 | 33 | 8 | 1 | 1 | 0.0 | 0.0 | 1 | 0 | 0 | 0 | 1 | 0 | 1 | 0 | 0 | 3 | 2 | 1 | 0 | 0 | 0 | 0 |

SINGLE-GAME HIGHS: DEFENSIVE

- | | | | |
|------------------------|---|----------------------------------|---|
| Total Tackles | 13 vs. Las Vegas Raiders, Nov 25, 2021 11 vs. Detroit Lions, Oct 25, 2020 ...1 more at 11. | Fumble Recoveries | 1 vs. Las Vegas Raiders, Nov 29, 2020 1 at Tampa Bay Buccaneers, Dec 18, 2017 ...2 more at 1. |
| Solo Tackles | 10 vs. Detroit Lions, Oct 25, 2020 9 at Philadelphia Eagles, Nov 13, 2016 | Tackles For Loss | 2 vs. Las Vegas Raiders, Nov 25, 2021 2 vs. New Orleans Saints, Dec 06, 2020 ...3 more at 2. |
| Sacks | 1.0 at New Orleans Saints, Dec 02, 2021 1.0 vs. Detroit Lions, Oct 25, 2020 | Interceptions | 1 at Kansas City Chiefs, Dec 27, 2020 1 vs. Carolina Panthers, Dec 31, 2017 |
| Passes Defensed | 2 vs. Tampa Bay Buccaneers, Nov 26, 2017 2 vs. New Orleans Saints, Jan 01, 2017 ...1 more at 2. | Interception Return Yards | 19 vs. Carolina Panthers, Dec 31, 2017 |
| Forced Fumbles | 2 at Carolina Panthers, Nov 05, 2017 1 at Tampa Bay Buccaneers, Dec 18, 2017 ...5 more at 1. | Special Teams Tackles | 1 at New England Patriots, Oct 17, 2021 1 at Tampa Bay Buccaneers, Sep 09, 2021 ...6 more at 1. |

SINGLE-GAME HIGHS - POSTSEASON: DEFENSIVE

- | | | | |
|------------------------|---|------------------------------|---|
| Total Tackles | 13 vs. New England Patriots, Feb 05, 2017 9 vs. Seattle Seahawks, Jan 14, 2017 7 at Los Angeles Rams, Jan 06, 2018 6 at Philadelphia Eagles, Jan 13, 2018 6 vs. Green Bay Packers, Jan 22, 2017 | Fumble Recoveries | 1 at Philadelphia Eagles, Jan 13, 2018 |
| Solo Tackles | 9 vs. New England Patriots, Feb 05, 2017 8 vs. Seattle Seahawks, Jan 14, 2017 6 at Los Angeles Rams, Jan 06, 2018 5 at Philadelphia Eagles, Jan 13, 2018 5 vs. Green Bay Packers, Jan 22, 2017 | Tackles For Loss | 1 at Philadelphia Eagles, Jan 13, 2018 |
| Passes Defensed | 1 at Los Angeles Rams, Jan 06, 2018 | Special Teams Tackles | 2 vs. Seattle Seahawks, Jan 14, 2017 1 at Los Angeles Rams, Jan 06, 2018 |

2023 GAME-BY-GAME REGULAR-SEASON STATISTICS (STEELERS)

| DATE | OPPONENT | P/S | TACKLES | | | | | | | INTERCEPTIONS | | | | O. FUMB | | | ST | | | MISC | | | SCORE | | | | |
|--------------------|------------|-----|---------|----|---|-----|-----|-----|-----|---------------|----|-----|----|---------|----|----|----|----|-----|------|---|---|-------|----|----|-----|-------|
| | | | TK | S | A | SK | YDS | TFL | YDS | QBH | NO | YDS | LG | TD | PD | FF | FR | TD | YDS | TK | S | A | | FF | FR | S | A |
| 09/10 | 49ers | S | 5 | 2 | 3 | 0.0 | 0.0 | 0 | 0 | 0 | 0 | 0 | 0 | 0 | 0 | 0 | 0 | 0 | 0 | 0 | 0 | 0 | 0 | 0 | 0 | L | 7-30 |
| 09/18 | Browns | S | 6 | 4 | 2 | 0.0 | 0.0 | 0 | 0 | 0 | 0 | 0 | 0 | 1 | 0 | 0 | 0 | 0 | 0 | 0 | 0 | 0 | 0 | 0 | 0 | W | 26-22 |
| 09/24 | at Raiders | S | 4 | 2 | 2 | 0.0 | 0.0 | 0 | 0 | 0 | 0 | 0 | 0 | 0 | 0 | 0 | 0 | 0 | 0 | 0 | 0 | 0 | 0 | 0 | 0 | W | 23-18 |
| 10/01 | at Texans | S | 4 | 2 | 2 | 0.0 | 0.0 | 1 | 5 | 0 | 0 | 0 | 0 | 0 | 0 | 0 | 0 | 0 | 0 | 0 | 0 | 0 | 0 | 0 | 0 | L | 6-30 |
| 10/08 | Ravens | S | 5 | 5 | 0 | 0.0 | 0.0 | 0 | 0 | 0 | 0 | 0 | 0 | 0 | 0 | 0 | 0 | 0 | 0 | 0 | 0 | 0 | 0 | 0 | 0 | W | 17-10 |
| 2023 TOTALS | | 5-5 | 24 | 15 | 9 | 0.0 | 0.0 | 1 | 5 | 0 | 0 | 0 | 0 | 0 | 1 | 0 | 0 | 0 | 0 | 0 | 0 | 0 | 0 | 0 | 0 | 3-2 | |



99

HEIGHT: 6-3
WEIGHT: 305
BORN: June 3, 1994
COLLEGE: Charlotte

BIRTHPLACE: Greensboro, NC
HOW ACQUIRED: FA '22
NFL EXPERIENCE: 7th year

DEFENSIVE TACKLE

LARRY OGUNJOBI
(D Ogunjobi)

PRO CAREER

- ✦ Has played in 92 games (79 starts) over his six-year NFL career (Cleveland, 2017-20; Cincinnati, 2021; Pittsburgh, 2022)
- ✦ Has registered 277 tackles (162 solo), 64 quarterback hits, 48 tackles for loss, 23.0 sacks, one pass defended and two forced fumbles
- ✦ Made NFL debut in Week 1 of 2017 (vs. Pittsburgh)
- ✦ Made NFL starting debut in Week 14 of 2017 (vs. Green Bay)
- ✦ A familiar face after spending his first five NFL seasons with the Browns (2017-20) and Bengals (2021), Ogunjobi joined Pittsburgh in June of 2022 as a free agent

2022 (STEELERS)

- ✦ Played in and started 16 games
- ✦ Registered 48 tackles (25 solo), 11 quarterback hits, seven passes defended and 1.5 sacks
- ✦ Recorded sacks against his former team, the Cleveland Browns, in Weeks 3 (0.5) and 18 (1.0)
- ✦ Was inactive for Week 8 at Philadelphia due to injury
- ✦ Had five tackles (three solo), two tackles for loss and a quarterback hit in Week 15 at Carolina

2021 (BENGALS)

- ✦ Played and started 16 regular-season games for Cincinnati
- ✦ Totaled 49 tackles (29 solo), 12 tackles for loss, a career-high 7.0 sacks and 16 quarterback hits
- ✦ Registered sacks against Minnesota (Week 1), N.Y. Jets (Week 8), L.A. Chargers (Week 13) and San Francisco (Week 14)
- ✦ Recorded multi-sack games (1.5) against Baltimore (Week 7) and Denver (Week 15)
- ✦ Started one of Cincinnati's playoff games (Wild Card)
- ✦ Had a fumble recovery after Trey Hendrickson's strip-sack of Raiders QB Derek Carr to set up a field goal during the Bengals' playoff win against Las Vegas
- ✦ Missed the remainder of the playoffs with a foot injury

2020 (BROWNS)

- ✦ Played and started 15 regular-season games for Cleveland
- ✦ Totaled 46 tackles (23 solo), six quarterback hits, five tackles for loss, 2.5 sacks and a forced fumble
- ✦ Forced the second fumble of his career in Week 1 at Baltimore
- ✦ Recorded only full sack of the season in Week 13 at Tennessee with a seven-yard takedown of QB Ryan Tannehill in the third quarter
- ✦ Started both of Cleveland's playoff games and totaled four tackles

2019 (BROWNS)

- ✦ Played and started 15 regular-season games for Cleveland
- ✦ Missed one game (Week 12 vs. Miami) while on Reserve/Suspended by Commissioner list
- ✦ Registered 50 tackles, 5.5 sacks, 13 quarterback hits, 10 tackles for loss and one pass defended
- ✦ Set a career-high in single-game tackles with nine in Week 14 vs. Cincinnati and added on three quarterback hits

2018 (BROWNS)

- ✦ Started all 16 regular-season games for Cleveland
- ✦ Registered a career-high 52 tackles (33 solo), 16 quarterback hits, 10 tackles for loss, 5.5 sacks and a forced fumble
- ✦ Opened the season with seven tackles, 1.0 sack, one quarterback hit and one tackle for loss vs. Pittsburgh
- ✦ Recorded first-career multi-sack game in Week 2 at New Orleans with two third-down takedowns of QB Drew Brees
- ✦ Had a season-high eight tackles, including two for loss, in Week 3 vs. N.Y. Jets
- ✦ Forced his first fumble in Week 17 at Baltimore

2017 (BROWNS)

- ✦ Played in 14 regular-season games (one start) as a rookie for Cleveland
- ✦ Registered 32 tackles (17 solo), 1.0 sack, four tackles for loss and three quarterback hits
- ✦ Made NFL debut in season opener vs. Pittsburgh and recorded four tackles
- ✦ Inactive for Week 8 vs. Minnesota and Week 10 at Detroit (groin)
- ✦ Recorded a season-high five tackles in his return from injury in Week 11 vs. Jacksonville
- ✦ Notched first career sack in Week 16 at Chicago, taking down QB Mitch Trubisky for a seven-yard loss

TRANSACTIONS

- ✦ Signed a three-year contract with Pittsburgh on March 14, 2023
- ✦ Signed a one-year contract with Pittsburgh on June 21, 2022
- ✦ Signed a one-year contract with Cincinnati on March 19, 2021
- ✦ Signed a four-year contract with Cleveland on May 18, 2017
- ✦ Drafted by the Browns in the third round (65th overall) of the 2017 NFL Draft

COLLEGE

- Spent five seasons (2012-16) at the University of North Carolina Charlotte, with a redshirt year in 2012
- Was part of Charlotte's first-ever recruiting class; the 49ers did not have a football season during his redshirt year in 2012, as the program's inaugural football season was in 2013
- First player ever drafted into the NFL from Charlotte's football program
- Finished college career with 217 tackles, including 49 for loss, and 13.0 sacks

PERSONAL

- Hometown is Greensboro, N.C.
- Attended Ragsdale H.S. in Jamestown, N.C.
- Has gained notoriety for how he got into football — he says he started playing as a 350-pound sophomore in high school because his mother took away his X-box, and then went on to lose roughly 100 pounds before his junior season and eventually earned multiple scholarship offers
- His parents, Larry and Mercy Ogunjobi, immigrated to the United States from Nigeria
- Taught himself to play the piano
- Double-major at Charlotte — computer science and biology
- Last name is pronounced "O-gunn-JO-bee"

COMMUNITY

- NFL Waterboys - Unites professional athletes and fans in support of a single shared cause: providing clean, accessible drinking water to communities in need.
- In March 2020, donated 100,00 meals to Greater Cleveland Food Bank
- 2018 and 2019 hosted Christmas shopping for youth
- Participated in Thanksgiving drives
- Lighthouse Youth Services - System of care for 0-24 to guide and trace progress over time (mental health service, youth housing, emergency shelter, community juvenile justice services, residential treatment and foster care and adoption)
- Freestore Foodbank - Provides meals to hungry children and families
- Hosts a youth football camp at former school Ragsdale High School
- Children's Camp in Guam in 2018 and 2020 with Zach Banner

LARRY OGUNJOBI'S NFL REGULAR SEASON DEFENSIVE STATISTICS

| DATE | TEAM | GP | GS | TACKLES | | | | | YDS | QBH | INTERCEPTIONS | | | | | O. FUMB | | | ST | | | MISC | | | | | | | | | | | | | | |
|------------|----------|----|----|---------|-----|-----|-----|-----|------|-------|---------------|----|-----|----|----|---------|----|----|----|-----|----|------|---|----|----|---|---|---|---|---|---|---|---|---|---|---|
| | | | | TK | S | A | TFL | YDS | | | SK | NO | YDS | LG | TD | PD | FF | FR | TD | YDS | TK | S | A | FF | FR | S | A | | | | | | | | | |
| 2017 | Browns | 14 | 1 | 32 | 17 | 15 | 4 | 21 | 1.0 | 7.0 | 3 | 0 | 0 | 0 | 0 | 0 | 0 | 0 | 0 | 0 | 0 | 0 | 0 | 0 | 0 | 0 | 0 | 0 | 0 | 0 | 0 | 0 | 0 | 0 | 0 | |
| 2018 | Browns | 16 | 16 | 52 | 33 | 19 | 10 | 53 | 5.5 | 51.5 | 15 | 0 | 0 | 0 | 0 | 1 | 0 | 0 | 0 | 0 | 0 | 0 | 0 | 0 | 0 | 0 | 0 | 0 | 0 | 0 | 0 | 0 | 0 | 0 | 0 | |
| 2019 | Browns | 15 | 15 | 50 | 35 | 15 | 10 | 55 | 5.5 | 40.0 | 13 | 0 | 0 | 0 | 0 | 1 | 0 | 0 | 0 | 0 | 0 | 0 | 0 | 0 | 0 | 0 | 0 | 0 | 0 | 0 | 0 | 0 | 0 | 0 | 0 | 0 |
| 2020 | Browns | 15 | 15 | 46 | 23 | 23 | 5 | 15 | 2.5 | 18.0 | 6 | 0 | 0 | 0 | 0 | 1 | 0 | 0 | 0 | 0 | 0 | 0 | 0 | 0 | 0 | 0 | 0 | 0 | 0 | 0 | 0 | 0 | 0 | 0 | 0 | 0 |
| 2021 | Bengals | 16 | 16 | 49 | 29 | 20 | 12 | 55 | 7.0 | 51.5 | 16 | 0 | 0 | 0 | 0 | 0 | 0 | 0 | 0 | 0 | 0 | 0 | 0 | 0 | 0 | 0 | 0 | 0 | 0 | 0 | 0 | 0 | 0 | 0 | 0 | 0 |
| 2022 | Steelers | 16 | 16 | 48 | 25 | 23 | 7 | 14 | 1.5 | 10.0 | 11 | 0 | 0 | 0 | 0 | 0 | 0 | 0 | 0 | 0 | 0 | 0 | 0 | 0 | 0 | 0 | 0 | 0 | 0 | 0 | 0 | 0 | 0 | 0 | 0 | 0 |
| 2023 | Steelers | 5 | 5 | 12 | 8 | 4 | 1 | 7 | 1.0 | 7.0 | 2 | 0 | 0 | 0 | 0 | 1 | 1 | 0 | 0 | 0 | 0 | 0 | 0 | 0 | 0 | 0 | 0 | 0 | 0 | 0 | 0 | 0 | 0 | 0 | 0 | 0 |
| NFL TOTALS | | 97 | 84 | 289 | 170 | 119 | 49 | 220 | 24.0 | 185.0 | 66 | 0 | 0 | 0 | 0 | 1 | 3 | 1 | 0 | 0 | 0 | 0 | 0 | 0 | 0 | 0 | 0 | 0 | 0 | 0 | 0 | 0 | 0 | 0 | 0 | 0 |

LARRY OGUNJOBI'S NFL POSTSEASON DEFENSIVE STATISTICS

| DATE | TEAM | GP | GS | TACKLES | | | | | YDS | QBH | INTERCEPTIONS | | | | | O. FUMB | | | ST | | | MISC | | | | | | | | | | | | | | |
|------------|---------|----|----|---------|---|---|-----|-----|-----|-----|---------------|----|-----|----|----|---------|----|----|----|-----|----|------|---|----|----|---|---|---|---|---|---|---|---|---|---|---|
| | | | | TK | S | A | TFL | YDS | | | SK | NO | YDS | LG | TD | PD | FF | FR | TD | YDS | TK | S | A | FF | FR | S | A | | | | | | | | | |
| 2020 | Browns | 2 | 2 | 4 | 1 | 3 | 0 | 0 | 0.0 | 0.0 | 0 | 0 | 0 | 0 | 0 | 0 | 0 | 0 | 0 | 0 | 0 | 0 | 0 | 0 | 0 | 0 | 0 | 0 | 0 | 0 | 0 | 0 | 0 | 0 | 0 | 0 |
| 2021 | Bengals | 1 | 1 | 0 | 0 | 0 | 0 | 0 | 0.0 | 0.0 | 0 | 0 | 0 | 0 | 0 | 0 | 1 | 0 | 11 | 0 | 0 | 0 | 0 | 0 | 0 | 0 | 0 | 0 | 0 | 0 | 0 | 0 | 0 | 0 | 0 | 0 |
| NFL TOTALS | | 3 | 3 | 4 | 1 | 3 | 0 | 0 | 0.0 | 0.0 | 0 | 0 | 0 | 0 | 0 | 0 | 1 | 0 | 11 | 0 | 0 | 0 | 0 | 0 | 0 | 0 | 0 | 0 | 0 | 0 | 0 | 0 | 0 | 0 | 0 | 0 |

SINGLE-GAME HIGHS: DEFENSIVE

- Total Tackles** 9 vs. Cincinnati Bengals, Dec 08, 2019
8 vs. New York Jets, Sep 20, 2018
- Solo Tackles** 5 at Baltimore Ravens, Oct 24, 2021
5 at Cincinnati Bengals, Dec 29, 2019
- Sacks** 2.0 at New Orleans Saints, Sep 16, 2018
1.5 at Denver Broncos, Dec 19, 2021
...1 more at 1.5.
- Passes Defensed** 1 at Denver Broncos, Nov 03, 2019
- Forced Fumbles** 1 at Baltimore Ravens, Sep 13, 2020
1 at Baltimore Ravens, Dec 30, 2018
- Fumble Recoveries** 1 vs. Cleveland Browns, Sep 18, 2023
- Tackles For Loss** 2 at Carolina Panthers, Dec 18, 2022
2 vs. San Francisco 49ers, Dec 12, 2021
...8 more at 2.

SINGLE-GAME HIGHS - POSTSEASON: DEFENSIVE

- Total Tackles** 3 at Pittsburgh Steelers, Jan 10, 2021
1 at Kansas City Chiefs, Jan 17, 2021
- Solo Tackles** 1 at Kansas City Chiefs, Jan 17, 2021
- Fumble Recoveries** 1 vs. Las Vegas Raiders, Jan 15, 2022
- Longest Opp Fumble Return** 11 vs. Las Vegas Raiders, Jan 15, 2022

2023 GAME-BY-GAME REGULAR-SEASON STATISTICS (STEELERS)

| DATE | OPPONENT | P/S | TACKLES | | | | | YDS | QBH | INTERCEPTIONS | | | | | O. FUMB | | | ST | | | MISC | | | W/L | SCORE | | |
|-------------|------------|-----|---------|---|---|-----|-----|-----|-----|---------------|----|-----|----|----|---------|----|----|----|-----|----|------|---|----|-----|-------|----|-------|
| | | | TK | S | A | SK | YDS | | | TFL | NO | YDS | LG | TD | PD | FF | FR | TD | YDS | TK | S | A | FF | | | FR | S |
| 09/10 | 49ers | S | 2 | 2 | 0 | 0 | 0 | 0 | 0 | 0 | 0 | 0 | 0 | 0 | 0 | 0 | 0 | 0 | 0 | 0 | 0 | 0 | 0 | 0 | 0 | L | 7-30 |
| 09/18 | Browns | S | 4 | 3 | 1 | 1.0 | 7.0 | 1 | 7 | 2 | 0 | 0 | 0 | 0 | 0 | 0 | 0 | 0 | 0 | 0 | 0 | 0 | 0 | 0 | 0 | W | 26-22 |
| 09/24 | at Raiders | S | 1 | 0 | 1 | 0.0 | 0.0 | 0 | 0 | 0 | 0 | 0 | 0 | 0 | 0 | 0 | 0 | 0 | 0 | 0 | 0 | 0 | 0 | 0 | 0 | W | 23-18 |
| 10/01 | at Texans | S | 4 | 2 | 2 | 0.0 | 0.0 | 0 | 0 | 0 | 0 | 0 | 0 | 0 | 0 | 0 | 0 | 0 | 0 | 0 | 0 | 0 | 0 | 0 | 0 | L | 6-30 |
| 10/08 | Ravens | S | 1 | 1 | 0 | 0.0 | 0.0 | 0 | 0 | 0 | 0 | 0 | 0 | 0 | 0 | 1 | 0 | 0 | 0 | 0 | 0 | 0 | 0 | 0 | 0 | W | 17-10 |
| 2023 TOTALS | | 5-5 | 12 | 8 | 4 | 1.0 | 7.0 | 1 | 7 | 2 | 0 | 0 | 0 | 0 | 0 | 1 | 1 | 0 | 0 | 0 | 0 | 0 | 0 | 0 | 0 | 0 | 3-2 |

2018 GAME-BY-GAME REGULAR-SEASON STATISTICS (BROWNS)

| DATE | OPPONENT | P/S | TACKLES | | | | | | | INTERCEPTIONS | | | | O. FUMB | | | ST | | | MISC | | W/L | SCORE | | | | |
|-------------|---------------|-----|---------|-----|----|-----|------|-----|------|---------------|----|-----|----|---------|----|----|----|----|-----|------|---|-----|-------|---|----|----|--------|
| | | | TK | S | A | SK | YDS | TFL | YDS | QBH | NO | YDS | LG | TD | PD | FF | FR | TD | YDS | TK | S | | | A | FF | FR | S |
| 09/09 | Steelers | S | 7 | 3 | 4 | 1.0 | 10.0 | 1 | 10 | 1 | 0 | 0 | 0 | 0 | 0 | 0 | 0 | 0 | 0 | 0 | 0 | 0 | 0 | 0 | 0 | T | 21-21 |
| 09/16 | at Saints | S | 3 | 3 | 0 | 2.0 | 21.0 | 2 | 21 | 2 | 0 | 0 | 0 | 0 | 0 | 0 | 0 | 0 | 0 | 0 | 0 | 0 | 0 | 0 | 0 | L | 18-21 |
| 09/20 | Jets | S | 8 | 4 | 4 | 0.0 | 0.0 | 2 | 5 | 0 | 0 | 0 | 0 | 0 | 0 | 0 | 0 | 0 | 0 | 0 | 0 | 0 | 0 | 0 | 0 | W | 21-17 |
| 09/30 | at Raiders | S | 3 | 3 | 0 | 0.0 | 0.0 | 1 | 0 | 2 | 0 | 0 | 0 | 0 | 0 | 0 | 0 | 0 | 0 | 0 | 0 | 0 | 0 | 0 | 0 | L | 42-45+ |
| 10/07 | Ravens | S | 0 | 0 | 0 | 0.0 | 0.0 | 0 | 0 | 3 | 0 | 0 | 0 | 0 | 0 | 0 | 0 | 0 | 0 | 0 | 0 | 0 | 0 | 0 | 0 | W | 12-9+ |
| 10/14 | Chargers | S | 4 | 3 | 1 | 0.5 | 6.0 | 0 | 0 | 1 | 0 | 0 | 0 | 0 | 0 | 0 | 0 | 0 | 0 | 0 | 0 | 0 | 0 | 0 | 0 | L | 14-38 |
| 10/21 | at Buccaneers | S | 2 | 1 | 1 | 0.5 | 3.5 | 0 | 0 | 1 | 0 | 0 | 0 | 0 | 0 | 0 | 0 | 0 | 0 | 0 | 0 | 0 | 0 | 0 | 0 | L | 23-26+ |
| 10/28 | at Steelers | S | 2 | 2 | 0 | 0.0 | 0.0 | 0 | 0 | 0 | 0 | 0 | 0 | 0 | 0 | 0 | 0 | 0 | 0 | 0 | 0 | 0 | 0 | 0 | 0 | L | 18-33 |
| 11/04 | Chiefs | S | 2 | 2 | 0 | 0.0 | 0.0 | 1 | 1 | 1 | 0 | 0 | 0 | 0 | 0 | 0 | 0 | 0 | 0 | 0 | 0 | 0 | 0 | 0 | 0 | L | 21-37 |
| 11/11 | Falcons | S | 4 | 2 | 2 | 0.5 | 3.0 | 0 | 0 | 2 | 0 | 0 | 0 | 0 | 0 | 0 | 0 | 0 | 0 | 0 | 0 | 0 | 0 | 0 | 0 | W | 28-16 |
| 11/25 | at Bengals | S | 3 | 2 | 1 | 0.0 | 0.0 | 1 | 4 | 0 | 0 | 0 | 0 | 0 | 0 | 0 | 0 | 0 | 0 | 0 | 0 | 0 | 0 | 0 | 0 | W | 35-20 |
| 12/02 | at Texans | S | 0 | 0 | 0 | 0.0 | 0.0 | 0 | 0 | 0 | 0 | 0 | 0 | 0 | 0 | 0 | 0 | 0 | 0 | 0 | 0 | 0 | 0 | 0 | 0 | L | 13-29 |
| 12/09 | Panthers | S | 4 | 0 | 4 | 0.0 | 0.0 | 0 | 0 | 0 | 0 | 0 | 0 | 0 | 0 | 0 | 0 | 0 | 0 | 0 | 0 | 0 | 0 | 0 | 0 | W | 26-20 |
| 12/15 | at Broncos | S | 3 | 3 | 0 | 0.0 | 0.0 | 0 | 0 | 1 | 0 | 0 | 0 | 0 | 0 | 0 | 0 | 0 | 0 | 0 | 0 | 0 | 0 | 0 | 0 | W | 17-16 |
| 12/23 | Bengals | S | 4 | 4 | 0 | 1.0 | 8.0 | 2 | 12 | 1 | 0 | 0 | 0 | 0 | 0 | 0 | 0 | 0 | 0 | 0 | 0 | 0 | 0 | 0 | 0 | W | 26-18 |
| 12/30 | at Ravens | S | 3 | 1 | 2 | 0.0 | 0.0 | 0 | 0 | 0 | 0 | 0 | 0 | 0 | 0 | 1 | 0 | 0 | 0 | 0 | 0 | 0 | 0 | 0 | 0 | L | 24-26 |
| 2018 TOTALS | | | 16 | -16 | 52 | 33 | 19 | 5.5 | 51.5 | 10 | 53 | 15 | 0 | 0 | 0 | 0 | 0 | 1 | 0 | 0 | 0 | 0 | 0 | 0 | 0 | 0 | 7-8-1 |

+ - Overtime

2017 GAME-BY-GAME REGULAR-SEASON STATISTICS (BROWNS)

| DATE | OPPONENT | P/S | TACKLES | | | | | | | INTERCEPTIONS | | | | O. FUMB | | | ST | | | MISC | | W/L | SCORE | | | | |
|-------------|-------------|-----|---------|----|----|-----|-----|-----|-----|---------------|----|-----|----|---------|----|----|----|----|-----|------|---|-----|-------|---|----|----|--------|
| | | | TK | S | A | SK | YDS | TFL | YDS | QBH | NO | YDS | LG | TD | PD | FF | FR | TD | YDS | TK | S | | | A | FF | FR | S |
| 09/10 | Steelers | P | 4 | 2 | 2 | 0.0 | 0.0 | 0 | 0 | 0 | 0 | 0 | 0 | 0 | 0 | 0 | 0 | 0 | 0 | 0 | 0 | 0 | 0 | 0 | 0 | L | 18-21 |
| 09/17 | at Ravens | P | 0 | 0 | 0 | 0.0 | 0.0 | 0 | 0 | 1 | 0 | 0 | 0 | 0 | 0 | 0 | 0 | 0 | 0 | 0 | 0 | 0 | 0 | 0 | 0 | L | 10-24 |
| 09/24 | at Colts | P | 2 | 0 | 2 | 0.0 | 0.0 | 0 | 0 | 0 | 0 | 0 | 0 | 0 | 0 | 0 | 0 | 0 | 0 | 0 | 0 | 0 | 0 | 0 | 0 | L | 28-31 |
| 10/01 | Bengals | P | 3 | 1 | 2 | 0.0 | 0.0 | 1 | 5 | 0 | 0 | 0 | 0 | 0 | 0 | 0 | 0 | 0 | 0 | 0 | 0 | 0 | 0 | 0 | 0 | L | 7-31 |
| 10/08 | Jets | P | 1 | 1 | 0 | 0.0 | 0.0 | 0 | 0 | 1 | 0 | 0 | 0 | 0 | 0 | 0 | 0 | 0 | 0 | 0 | 0 | 0 | 0 | 0 | 0 | L | 14-17 |
| 10/15 | at Texans | P | 1 | 1 | 0 | 0.0 | 0.0 | 0 | 0 | 0 | 0 | 0 | 0 | 0 | 0 | 0 | 0 | 0 | 0 | 0 | 0 | 0 | 0 | 0 | 0 | L | 17-33 |
| 10/22 | Titans | P | 1 | 0 | 1 | 0.0 | 0.0 | 0 | 0 | 0 | 0 | 0 | 0 | 0 | 0 | 0 | 0 | 0 | 0 | 0 | 0 | 0 | 0 | 0 | 0 | L | 9-12+ |
| 10/29 | Vikings | | | | | | | | | | | | | | | | | | | | | | | | | L | 16-33 |
| 11/12 | at Lions | | | | | | | | | | | | | | | | | | | | | | | | | L | 24-38 |
| 11/19 | Jaguars | P | 5 | 2 | 3 | 0.0 | 0.0 | 0 | 0 | 0 | 0 | 0 | 0 | 0 | 0 | 0 | 0 | 0 | 0 | 0 | 0 | 0 | 0 | 0 | 0 | L | 7-19 |
| 11/26 | at Bengals | P | 0 | 0 | 0 | 0.0 | 0.0 | 0 | 0 | 0 | 0 | 0 | 0 | 0 | 0 | 0 | 0 | 0 | 0 | 0 | 0 | 0 | 0 | 0 | 0 | L | 16-30 |
| 12/03 | at Chargers | P | 3 | 2 | 1 | 0.0 | 0.0 | 1 | 4 | 0 | 0 | 0 | 0 | 0 | 0 | 0 | 0 | 0 | 0 | 0 | 0 | 0 | 0 | 0 | 0 | L | 10-19 |
| 12/10 | Packers | S | 2 | 1 | 1 | 0.0 | 0.0 | 0 | 0 | 0 | 0 | 0 | 0 | 0 | 0 | 0 | 0 | 0 | 0 | 0 | 0 | 0 | 0 | 0 | 0 | L | 21-27+ |
| 12/17 | Ravens | P | 4 | 3 | 1 | 0.0 | 0.0 | 0 | 0 | 0 | 0 | 0 | 0 | 0 | 0 | 0 | 0 | 0 | 0 | 0 | 0 | 0 | 0 | 0 | 0 | L | 10-27 |
| 12/24 | at Bears | P | 4 | 3 | 1 | 1.0 | 7.0 | 2 | 12 | 1 | 0 | 0 | 0 | 0 | 0 | 0 | 0 | 0 | 0 | 0 | 0 | 0 | 0 | 0 | 0 | L | 3-20 |
| 12/31 | at Steelers | P | 2 | 1 | 1 | 0.0 | 0.0 | 0 | 0 | 0 | 0 | 0 | 0 | 0 | 0 | 0 | 0 | 0 | 0 | 0 | 0 | 0 | 0 | 0 | 0 | L | 24-28 |
| 2017 TOTALS | | | 14 | -1 | 32 | 17 | 15 | 1.0 | 7.0 | 4 | 21 | 3 | 0 | 0 | 0 | 0 | 0 | 0 | 0 | 0 | 0 | 0 | 0 | 0 | 0 | 0 | 0-16 |

+ - Overtime





76

OFFENSIVE LINEMAN

CHUKWUMA OKORAFOR

(Trade: 10/23/2023 with 40th overall)

HEIGHT: 6-6

WEIGHT: 320

BORN: August 8, 1997

COLLEGE: Western Michigan

BIRTHPLACE: Southfield, MI

HOW ACQUIRED: D3b '18

NFL EXPERIENCE: 6th year

PRO CAREER

- ✦ Has played in 63 games (52 starts) over his five-year career
- ✦ Made NFL debut in Week 1 of 2018 (at Cleveland)
- ✦ Made NFL starting debut in Week 1 of 2018 (at Cleveland)

2022 (STEELERS)

- ✦ Started all 17 regular-season games at right tackle
- ✦ Blocked for RB Najee Harris to run for 1,000-plus yards for a second consecutive season, including a season-high 111 yards in Week 17 at Baltimore
- ✦ Saw significant improvement after the Bye Week, blocking for an average of 147 rushing yards per game and allowing the team to be held under 100 yards on the ground just once in Weeks 10 through 18
- ✦ Part of an offensive line that did not allow a sack in two games and just one sack in four games
- ✦ Missed just one of 1,160 offensive snaps

2021 (STEELERS)

- ✦ Played in and started 16 regular-season games
- ✦ Left the Week 3 game vs Cincinnati with a possible concussion and did not return
- ✦ Inactive in Week 4 at Green Bay due to a concussion

2020 (STEELERS)

- ✦ Played in 16 regular-season games (15 starts)
- ✦ Part of an offensive line that surrendered just 14 sacks, which was the lowest total in the NFL
- ✦ The 14 sacks allowed by the Steelers were the fewest allowed by the team and tied for the ninth fewest allowed in the League since 1982 when sacks became an official statistic
- ✦ Steelers allowed 1.0 sack or less in 12 games this season, including six games without a sack
- ✦ Pittsburgh did not allow a sack over a five-game stretch (Nov. 8-Dec. 7)
- ✦ The five-game streak without surrendering a sack is the franchise's longest streak since 1982 when sacks became an official statistic
- ✦ The five-game streak without allowing a sack is tied for the third longest in the NFL since 1982 when sacks became an official statistic

2019 (STEELERS)

- ✦ Started at right tackle in his only appearance of the season in Week 10 vs. L.A. Rams

2018 (STEELERS)

- ✦ Played in 13 regular-season games (three starts)
- ✦ Started in Week 1 at Cleveland, Week 8 vs. Cleveland and Week 12 at Denver

TRANSACTIONS

- ✦ Signed a three-year extension with Pittsburgh on March 14, 2022
- ✦ Signed a four-year contract with Pittsburgh on May 22, 2018
- ✦ Drafted by the Steelers with the second of their two third-round selections (92nd overall) of the 2018 NFL Draft

COLLEGE

- ✦ Started 39 consecutive games of his last three years at Western Michigan (2015-17)
- ✦ Tabbbed a first-team All-American selection by FWAA and Phil Steele in 2017, adding second-team All-American honors by Sports Illustrated
- ✦ One of six semifinalists for the Outland Trophy in 2017
- ✦ Started all 12 games at left tackle in 2017, helping pave the way for seven different players to record 26 total rushing TDs
- ✦ Made 14 starts at left tackle in 2016, earning first team All-Mid-American Conference honors
- ✦ Part of an offensive line that yielded just 16 sacks in 2016, the 13th-fewest in the country
- ✦ started all 13 games at right tackle in 2015, helping block for MAC Freshman of the Year Jamauri Bogan, who finished with 1,051 rushing yards and 16 TD runs
- ✦ Played in 12 games in 2014 freshman year

PERSONAL

- ✦ Attended Southfield High School (Southfield, Mich.)
- ✦ Ranked as the 11th best recruit in the state of Michigan
- ✦ Named an All-American in 2013
- ✦ Full name: Chukwuma Okorafor

CHUKWUMA OKORAFOR'S NFL REGULAR SEASON STATISTICS

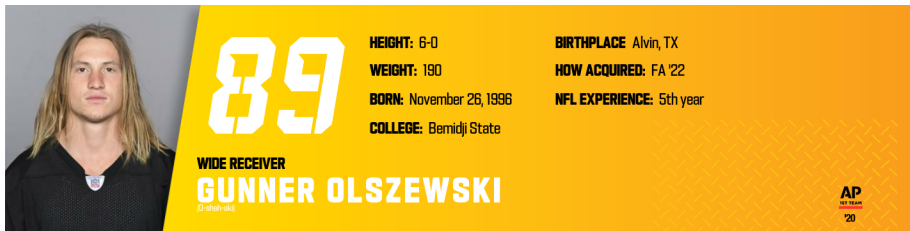
| DATE | TEAM | GP | GS |
|-------------------|----------|-----------|-----------|
| 2018 | Steelers | 13 | 3 |
| 2019 | Steelers | 1 | 1 |
| 2020 | Steelers | 16 | 15 |
| 2021 | Steelers | 16 | 16 |
| 2022 | Steelers | 17 | 17 |
| 2023 | Steelers | 5 | 5 |
| NFL TOTALS | | 68 | 57 |

CHUKWUMA OKORAFOR'S NFL POSTSEASON STATISTICS

| DATE | TEAM | GP | GS |
|-------------------|----------|----------|----------|
| 2020 | Steelers | 1 | 1 |
| 2021 | Steelers | 1 | 1 |
| NFL TOTALS | | 2 | 2 |

2023 GAME-BY-GAME REGULAR-SEASON STATISTICS (STEELERS)

| DATE | OPPONENT | P/S | W/L | SCORE |
|--------------------|------------|-----|------------|-------|
| 09/10 | 49ers | S | L | 7-30 |
| 09/18 | Browns | S | W | 26-22 |
| 09/24 | at Raiders | S | W | 23-18 |
| 10/01 | at Texans | S | L | 6-30 |
| 10/08 | Ravens | S | W | 17-10 |
| 2023 TOTALS | | | 3-2 | |



89

WIDE RECEIVER
GUNNER OLSZEWSKI

HEIGHT: 6-0
WEIGHT: 190
BORN: November 26, 1996
COLLEGE: Bemidji State

BIRTHPLACE: Alvin, TX
HOW ACQUIRED: FA '22
NFL EXPERIENCE: 5th year

AP
20

PRO CAREER

- ✦ Has played in 53 games (four starts) over his four-year NFL career (Patriots 2019-21; Steelers 2022)
- ✦ Has averaged 22.6 yards per kickoff return (39 returns for 880 yards) and 12.0 yards per punt return (74 returns for 889 yards) over his career
- ✦ His 12.0 yards/punt return would rank sixth in NFL history, but the League uses 75 punt returns to qualify for the NFL record (which is 12.8 yards/punt return by George McAfee, Chicago, 1940-41, 45-50)
- ✦ Led the NFL with a 17.3-yard punt return average (20 returns for 346 yards and one TD) in 2020, which was the highest return average in New England history and the second-highest in the NFL since 1970
- ✦ Earned several accolades in 2020, including Associated Press First Team All-Pro, Pro Football Weekly All-NFL Team, PFWA All-AFC Team and Sporting News All-Pro
- ✦ Named AFC Special Teams Player of the Week for his performance in Week 13 of 2020 at L.A. Chargers when he scored on a 70-yard punt return and had a 61-yard return
- ✦ First player in New England history with two punt returns of at least 60 yards in a single game
- ✦ Also registered a 38-yard TD reception at L.A. Chargers, which made him the fourth player in Patriots history with a punt return TD and TD catch in the same game
- ✦ Has caught 14 passes for 180 yards and one TD and rushed 14 times for 71 yards
- ✦ Made NFL debut in Week 1 of 2019 (vs. Pittsburgh)
- ✦ Made NFL starting debut in Week 8 of 2020 (at Buffalo)

2022 (STEELERS)

- ✦ Played in 16 regular-season games (two starts)
- ✦ Returned three kickoffs for 46 yards (15.3 average) and eight punts for 55 yards (6.9 average)
- ✦ Caught five passes for 53 yards and rushed eight times for 39 yards
- ✦ Registered two tackles on special teams
- ✦ Broke off an 18-yard run in Week 2 vs. New England, the longest of his career
- ✦ Reached a career-high in receiving yards (39) in Week 11 vs. Cincinnati, including a season-high 31-yard reception

2021 (PATRIOTS)

- ✦ Played in 16 regular-season games
- ✦ Primarily used as a punt returner and on kickoffs with occasional snaps at wide receiver
- ✦ Caught two passes for 31 yards; rushed for nine yards on one carry
- ✦ Returned 18 kickoffs for 416 yards (23.1 yards/return)
- ✦ Returned 26 punts for 309 yards (11.9 yards/return)
- ✦ His 11.9 yards/punt return finished tied for second in the NFL
- ✦ Returned two punts for 30 yards vs. N.J. Jets on Oct. 24; his 17-yard return set the Patriots up at midfield for what turned into a TD drive
- ✦ Had three 20-yard punt returns at L.A. Chargers on Oct. 31; last NFL player with three punt returns of 20 or more yards in a single game was Nyeheim Hines (Indianapolis) on Dec. 22, 2019 vs. Tennessee
- ✦ First New England player to do so since Troy Brown on Sept. 11, 2000 at N.Y. Jets
- ✦ Registered a career-long 37-yard kickoff return vs. Tennessee on Nov. 28

2020 (PATRIOTS)

- ✦ Saw action in 13 regular-season games with two starts
- ✦ Primarily used as a punt returner and on kickoffs with occasional starts at wide receiver
- ✦ Caught five passes for 62 yards and one TD; rushed for 23 yards on five carries
- ✦ Returned 18 kickoffs for 418 yards (23.2 yards/return)
- ✦ Returned 20 punts for 346 yards (17.3 yards/return)
- ✦ His 17.3 yards/punt return not only led the NFL, but it was the highest return average in New England history and the second-highest in the NFL since 1970
- ✦ Fourth player in franchise history to lead the League in punt return average
- ✦ Earned several accolades, including Associated Press First Team All-Pro, Pro Football Weekly All-NFL Team, PFWA All-AFC Team and Sporting News All-Pro
- ✦ Named AFC Special Teams Player of the Week for his performance in Week 13 at L.A. Chargers
- ✦ Returned three punts for 145 yards
- ✦ His 145 punt return yards were the second-most every in franchise history
- ✦ Scored on a 70-yard punt return TD and had a 61-yard return
- ✦ Became the first player in New England history with two punt returns of at least 60 yards in a single game
- ✦ Registered a 38-yard TD reception, which made him the fourth player in Patriots history with a punt return TD and TD catch in the same game
- ✦ Suffered an injury during training camp and was placed on Injured Reserve prior to the start of the regular season (missed the first three games of the campaign)
- ✦ Made his first NFL start at wide receiver at Buffalo on Nov. 1
- ✦ Returned two punts for a total of 67 yards in the win vs. Arizona on Nov. 29, including a then career-long 58 yards in the second half

2019 (PATRIOTS)

- ✦ Made the 53-man roster as a rookie free agent
- ✦ Saw action in eight regular-season games before being placed on Injured Reserve on Nov. 19
- ✦ Primarily used as a punt returner and on kickoffs with occasional snaps at wide receiver
- ✦ Caught two passes for 34 yards
- ✦ Returned 20 punts for 179 yards (9.0 yards/return)
- ✦ Made his NFL debut on Sept. 8 vs. Pittsburgh (returned two punts for 35 yards)

TRANSACTIONS

- ✦ Signed a two-year contract with Pittsburgh on March 22, 2022
- ✦ Signed with New England as an undrafted free agent on May 23, 2019

COLLEGE

- ✦ Played in 42 games at Bemidji State (2015-18)
- ✦ Played defensive back throughout college career before making the switch to wide receiver in pursuit of an NFL career
- ✦ Registered 310 tackles (183 solo), 40 passes defended, 13 interceptions, nine tackles for loss, three forced fumbles, one fumble recovery and 1.0 sack
- ✦ Averaged 29.7 yards per kickoff return (11 returns for 327 yards) and 13.4 yards per punt return (923 yards on 69 returns) over his career
- ✦ Named 2018 NSIC Defensive Player of the Year
- ✦ Named 2018 AFCA DII All-America First Team
- ✦ Three-time NSIC North Division All-Conference First Team
- ✦ Voted Bemidji State's Defensive and Special Teams MVP
- ✦ Played baseball at Bemidji State before an injury sidelined him during his junior season and focus shifted to football
- ✦ Played in 91 games (91 starts) and batted .316 with 18 doubles, four triples, eight home runs, 53 RBI, 60 runs scored and 30 stolen bases (in 37 attempts)

PERSONAL

- ✦ Attended Alvin High School (Alvin, Texas)
- ✦ Two-sport athlete, earning two varsity letters in both football and baseball
- ✦ Two-time First-Team all-district safety and holds the school record in tackles in a season (150) as well as career tackles (270) and career interceptions (seven)
- ✦ Forced six fumbles and returned three punts for TDs as a senior
- ✦ Son of Eric and Collette Olszewski
- ✦ Father, Eric, was a minor league baseball pitcher for the Atlanta Braves organization
- ✦ Full name: Kaleb Gunner Olszewski

REGULAR SEASON COMPARISON: RECEIVING - LOS ANGELES RAMS

| DATE | OPP | W/L | GP/GS | REC | YDS. | AVG. | TD | LG | TGTS | YAC |
|---------------|---------|-----|-------|-----|------|------|----|----|------|-----|
| 12/10/20 | NE @ LA | L | P | 0 | 0 | 0 | 0 | 0 | 0 | 0 |
| TOTALS | | 0/1 | 1/0 | 0 | 0 | 0 | 0 | 0 | 0 | 0 |

GUNNER OLSZEWSKI'S NFL REGULAR SEASON RUSHING/RECEIVING STATISTICS

| DATE | TEAM | RECEIVING | | | | | | RUSHING | | | | | |
|-------------------|----------|-----------|----|-----|------|------|-----|---------|-----|------|------|----|----|
| | | GP | GS | NO. | YDS. | AVG. | LG | TD | NO. | YDS. | AVG. | LG | TD |
| 2019 | Patriots | 8 | 0 | 2 | 34 | 17.0 | 29 | 0 | 0 | 0 | 0.0 | 0 | 0 |
| 2020 | Patriots | 13 | 2 | 5 | 62 | 12.4 | 38T | 1 | 5 | 23 | 4.6 | 12 | 0 |
| 2021 | Patriots | 16 | 0 | 2 | 31 | 15.5 | 22 | 0 | 1 | 9 | 9.0 | 9 | 0 |
| 2022 | Steelers | 16 | 2 | 5 | 53 | 10.6 | 31 | 0 | 8 | 39 | 4.9 | 18 | 0 |
| 2023 | Steelers | 2 | 0 | 1 | 0 | 0.0 | 0 | 0 | 0 | 0 | 0.0 | 0 | 0 |
| NFL TOTALS | | 55 | 4 | 15 | 180 | 12.0 | 38T | 1 | 14 | 71 | 5.1 | 18 | 0 |

GUNNER OLSZEWSKI'S NFL POSTSEASON RUSHING/RECEIVING STATISTICS

| DATE | TEAM | RECEIVING | | | | | | RUSHING | | | | | |
|-------------------|----------|-----------|----|-----|------|------|----|---------|-----|------|------|----|----|
| | | GP | GS | NO. | YDS. | AVG. | LG | TD | NO. | YDS. | AVG. | LG | TD |
| 2019 | Patriots | 0 | 0 | 0 | 0 | 0.0 | 0 | 0 | 0 | 0 | 0.0 | 0 | 0 |
| 2021 | Patriots | 1 | 0 | 0 | 0 | 0.0 | 0 | 0 | 0 | 0 | 0.0 | 0 | 0 |
| NFL TOTALS | | 1 | 0 | 0 | 0 | 0.0 | 0 | 0 | 0 | 0 | 0.0 | 0 | 0 |

GUNNER OLSZEWSKI'S NFL REGULAR SEASON RETURN STATISTICS

| DATE | TEAM | KICKOFF RETURNS | | | | | PUNT RETURNS | | | | | |
|-------------------|----------|-----------------|------|------|----|----|--------------|----|------|------|-----|----|
| | | RET. | YDS. | AVG. | LG | TD | NO. | FC | YDS. | AVG. | LG | TD |
| 2019 | Patriots | 0 | 0 | 0.0 | 0 | 0 | 20 | 16 | 179 | 9.0 | 22 | 0 |
| 2020 | Patriots | 18 | 418 | 23.2 | 33 | 0 | 20 | 11 | 346 | 17.3 | 70T | 1 |
| 2021 | Patriots | 18 | 416 | 23.1 | 37 | 0 | 26 | 10 | 309 | 11.9 | 27 | 0 |
| 2022 | Steelers | 3 | 46 | 15.3 | 27 | 0 | 8 | 5 | 55 | 6.9 | 20 | 0 |
| 2023 | Steelers | 2 | 24 | 12.0 | 24 | 0 | 1 | 1 | 8 | 8.0 | 8 | 0 |
| NFL TOTALS | | 41 | 904 | 22.0 | 37 | 0 | 75 | 43 | 897 | 12.0 | 70T | 1 |

GUNNER OLSZEWSKI'S NFL POSTSEASON RETURN STATISTICS

| DATE | TEAM | KICKOFF RETURNS | | | | | PUNT RETURNS | | | | | |
|-------------------|----------|-----------------|------|------|----|----|--------------|----|------|------|----|----|
| | | RET. | YDS. | AVG. | LG | TD | NO. | FC | YDS. | AVG. | LG | TD |
| 2019 | Patriots | 0 | 0 | 0.0 | 0 | 0 | 0 | 0 | 0 | 0.0 | 0 | 0 |
| 2021 | Patriots | 5 | 103 | 20.6 | 26 | 0 | 0 | 0 | 0 | 0.0 | 0 | 0 |
| NFL TOTALS | | 5 | 103 | 20.6 | 26 | 0 | 0 | 0 | 0 | 0.0 | 0 | 0 |

SINGLE-GAME HIGHS: RUSHING/RECEIVING

| | | | |
|----------------------|--|------------------------|--|
| Rush Attempts | 3 at New York Jets, Nov 09, 2020 2 vs. Cleveland Browns, Jan 08, 2023 ...1 more at 2. | Longest Kickoff Return | 37 vs. Tennessee Titans, Nov 28, 2021 33 vs. San Francisco 49ers, Oct 25, 2020 |
| Rushing Yards | 18 vs. New England Patriots, Sep 18, 2022 16 at New York Jets, Nov 09, 2020 | Fair Catches | 5 at Washington Redskins, Oct 06, 2019 4 vs. Jacksonville Jaguars, Jan 02, 2022 |
| Longest Runs | 18 vs. New England Patriots, Sep 18, 2022 12 at New York Jets, Nov 09, 2020 | Punt Return Yards | 145 at Los Angeles Chargers, Dec 06, 2020 80 at Los Angeles Chargers, Oct 31, 2021 |
| Receptions | 2 vs. Cincinnati Bengals, Nov 20, 2022 2 vs. New York Jets, Jan 03, 2021 ...1 more at 2. | Longest Punt Return | 70t at Los Angeles Chargers, Dec 06, 2020 61 at Los Angeles Chargers, Dec 06, 2020 |
| Receiving Yards | 39 vs. Cincinnati Bengals, Nov 20, 2022 38 at Los Angeles Chargers, Dec 06, 2020 | Punt Returns | 8 vs. New York Jets, Sep 22, 2019 5 at Los Angeles Rams, Dec 10, 2020 |
| Longest Receptions | 38t at Los Angeles Chargers, Dec 06, 2020 31 vs. Cincinnati Bengals, Nov 20, 2022 | Punt Return TDs | 1 at Los Angeles Chargers, Dec 06, 2020 |
| Receiving TDs | 1 at Los Angeles Chargers, Dec 06, 2020 | Punt Return Average | 48.3 at Los Angeles Chargers, Dec 06, 2020 20.0 at Los Angeles Chargers, Oct 31, 2021 |
| All-Purpose Yards | 183 at Los Angeles Chargers, Dec 06, 2020 155 vs. San Francisco 49ers, Oct 25, 2020 | Kickoff Return Average | 28.0 vs. Tennessee Titans, Nov 28, 2021 25.8 vs. San Francisco 49ers, Oct 25, 2020 |
| Kickoff Returns | 6 vs. San Francisco 49ers, Oct 25, 2020 4 at New York Jets, Nov 09, 2020 | Special Teams Tackles | 3 vs. Jacksonville Jaguars, Jan 02, 2022 2 at Atlanta Falcons, Nov 18, 2021 |
| Kickoff Return Yards | 155 vs. San Francisco 49ers, Oct 25, 2020 100 at New York Jets, Nov 09, 2020 | Most TDs | 2 at Los Angeles Chargers, Dec 06, 2020 |

SINGLE-GAME HIGHS - POSTSEASON: RUSHING/RECEIVING

| | | | |
|----------------------|------------------------------------|------------------------|---|
| All-Purpose Yards | 103 at Buffalo Bills, Jan 15, 2022 | Longest Kickoff Return | 26 at Buffalo Bills, Jan 15, 2022 |
| Kickoff Returns | 5 at Buffalo Bills, Jan 15, 2022 | | 25 at Buffalo Bills, Jan 15, 2022 |
| Kickoff Return Yards | 103 at Buffalo Bills, Jan 15, 2022 | | 21 at Buffalo Bills, Jan 15, 2022 16 at Buffalo Bills, Jan 15, 2022 15 at Buffalo Bills, Jan 15, 2022 |
| | | Kickoff Return Average | 20.6 at Buffalo Bills, Jan 15, 2022 |
| | | Special Teams Tackles | 1 at Buffalo Bills, Jan 15, 2022 |

2023 GAME-BY-GAME REGULAR-SEASON STATISTICS (STEELERS)

| DATE | OPPONENT | P/S | RECEIVING | | | | | RUSHING | | | | | W/L | SCORE |
|--------------------|------------|------------|-----------|----------|------------|----------|----------|----------|----------|------------|----------|----------|------------|-------|
| | | | NO. | YDS. | AVG. | LG | TD | NO. | YDS. | AVG. | LG | TD | | |
| 09/10 | 49ers | | | | | | | | | | | | L | 7-30 |
| 09/18 | Browns | P | 1 | 0 | 0.0 | 0 | 0 | 0 | 0.0 | 0 | 0 | 0 | W | 26-22 |
| 09/24 | at Raiders | | | | | | | | | | | | W | 23-18 |
| 10/01 | at Texans | | | | | | | | | | | | L | 6-30 |
| 10/08 | Ravens | P | 0 | 0 | 0.0 | 0 | 0 | 0 | 0.0 | 0 | 0 | 0 | W | 17-10 |
| 2023 TOTALS | | 2-0 | 1 | 0 | 0.0 | 0 | 0 | 0 | 0 | 0.0 | 0 | 0 | 3-2 | |

2022 GAME-BY-GAME REGULAR-SEASON STATISTICS (STEELERS)

| DATE | OPPONENT | P/S | RECEIVING | | | | | RUSHING | | | | | W/L | SCORE |
|--------------------|-------------|-------------|-----------|-----------|-------------|-----------|----------|----------|-----------|------------|-----------|----------|------------|--------|
| | | | NO. | YDS. | AVG. | LG | TD | NO. | YDS. | AVG. | LG | TD | | |
| 09/11 | at Bengals | P | 0 | 0 | 0.0 | 0 | 0 | 0 | 0.0 | 0 | 0 | 0 | W | 23-20+ |
| 09/18 | Patriots | P | 0 | 0 | 0.0 | 0 | 0 | 1 | 18 | 18.0 | 18 | 0 | L | 14-17 |
| 09/22 | at Browns | P | 0 | 0 | 0.0 | 0 | 0 | 0 | 0 | 0.0 | 0 | 0 | L | 17-29 |
| 10/02 | Jets | P | 0 | 0 | 0.0 | 0 | 0 | 1 | 0 | 0.0 | 0 | 0 | L | 20-24 |
| 10/09 | at Bills | | | | | | | | | | | | L | 3-38 |
| 10/16 | Buccaneers | P | 0 | 0 | 0.0 | 0 | 0 | 0 | 0 | 0.0 | 0 | 0 | W | 20-18 |
| 10/23 | at Dolphins | P | 0 | 0 | 0.0 | 0 | 0 | 0 | 0 | 0.0 | 0 | 0 | L | 10-16 |
| 10/30 | at Eagles | P | 0 | 0 | 0.0 | 0 | 0 | 0 | 0 | 0.0 | 0 | 0 | L | 13-35 |
| 11/13 | Saints | P | 1 | 4 | 4.0 | 4 | 0 | 0 | 0 | 0.0 | 0 | 0 | W | 20-10 |
| 11/20 | Bengals | P | 2 | 39 | 19.5 | 31 | 0 | 0 | 0 | 0.0 | 0 | 0 | L | 30-37 |
| 11/28 | at Colts | S | 0 | 0 | 0.0 | 0 | 0 | 1 | 9 | 9.0 | 9 | 0 | W | 24-17 |
| 12/04 | at Falcons | P | 0 | 0 | 0.0 | 0 | 0 | 2 | 2 | 1.0 | 2 | 0 | W | 19-16 |
| 12/11 | Ravens | P | 1 | 7 | 7.0 | 7 | 0 | 0 | 0 | 0.0 | 0 | 0 | L | 14-16 |
| 12/18 | at Panthers | S | 1 | 3 | 3.0 | 3 | 0 | 0 | 0 | 0.0 | 0 | 0 | W | 24-16 |
| 12/24 | Raiders | P | 0 | 0 | 0.0 | 0 | 0 | 0 | 0 | 0.0 | 0 | 0 | W | 13-10 |
| 01/01 | at Ravens | P | 0 | 0 | 0.0 | 0 | 0 | 1 | 6 | 6.0 | 6 | 0 | W | 16-13 |
| 01/08 | Browns | P | 0 | 0 | 0.0 | 0 | 0 | 2 | 4 | 2.0 | 3 | 0 | W | 28-14 |
| 2022 TOTALS | | 16-2 | 5 | 53 | 10.6 | 31 | 0 | 8 | 39 | 4.9 | 18 | 0 | 9-8 | |

+ - Overtime

2021 GAME-BY-GAME REGULAR-SEASON STATISTICS (PATRIOTS)

| DATE | OPPONENT | P/S | RECEIVING | | | | | RUSHING | | | | | W/L | SCORE |
|--------------------|-------------|-------------|-----------|-----------|-------------|-----------|----------|----------|----------|------------|----------|----------|-------------|--------|
| | | | NO. | YDS. | AVG. | LG | TD | NO. | YDS. | AVG. | LG | TD | | |
| 09/12 | Dolphins | P | 0 | 0 | 0.0 | 0 | 0 | 0 | 0 | 0.0 | 0 | 0 | L | 16-17 |
| 09/19 | at Jets | P | 0 | 0 | 0.0 | 0 | 0 | 0 | 0 | 0.0 | 0 | 0 | W | 25-6 |
| 09/26 | Saints | P | 0 | 0 | 0.0 | 0 | 0 | 0 | 0 | 0.0 | 0 | 0 | L | 13-28 |
| 10/03 | Buccaneers | P | 0 | 0 | 0.0 | 0 | 0 | 0 | 0 | 0.0 | 0 | 0 | L | 17-19 |
| 10/10 | at Texans | P | 0 | 0 | 0.0 | 0 | 0 | 0 | 0 | 0.0 | 0 | 0 | W | 25-22 |
| 10/17 | Cowboys | P | 0 | 0 | 0.0 | 0 | 0 | 0 | 0 | 0.0 | 0 | 0 | L | 29-35+ |
| 10/24 | Jets | P | 1 | 22 | 22.0 | 22 | 0 | 0 | 0 | 0.0 | 0 | 0 | W | 54-13 |
| 10/31 | at Chargers | P | 0 | 0 | 0.0 | 0 | 0 | 0 | 0 | 0.0 | 0 | 0 | W | 27-24 |
| 11/07 | at Panthers | P | 0 | 0 | 0.0 | 0 | 0 | 0 | 0 | 0.0 | 0 | 0 | W | 24-6 |
| 11/14 | Browns | | | | | | | | | | | | W | 45-7 |
| 11/18 | at Falcons | P | 0 | 0 | 0.0 | 0 | 0 | 0 | 0 | 0.0 | 0 | 0 | W | 25-0 |
| 11/28 | Titans | P | 0 | 0 | 0.0 | 0 | 0 | 0 | 0 | 0.0 | 0 | 0 | W | 36-13 |
| 12/06 | at Bills | P | 0 | 0 | 0.0 | 0 | 0 | 0 | 0 | 0.0 | 0 | 0 | W | 14-10 |
| 12/18 | at Colts | P | 0 | 0 | 0.0 | 0 | 0 | 0 | 0 | 0.0 | 0 | 0 | L | 17-27 |
| 12/26 | Bills | P | 0 | 0 | 0.0 | 0 | 0 | 1 | 9 | 9.0 | 9 | 0 | L | 21-33 |
| 01/02 | Jaguars | P | 1 | 9 | 9.0 | 9 | 0 | 0 | 0 | 0.0 | 0 | 0 | W | 50-10 |
| 01/09 | at Dolphins | P | 0 | 0 | 0.0 | 0 | 0 | 0 | 0 | 0.0 | 0 | 0 | L | 24-33 |
| 2021 TOTALS | | 16-0 | 2 | 31 | 15.5 | 22 | 0 | 1 | 9 | 9.0 | 9 | 0 | 10-7 | |

+ - Overtime

2020 GAME-BY-GAME REGULAR-SEASON STATISTICS (PATRIOTS)

| DATE | OPPONENT | P/S | RECEIVING | | | | | RUSHING | | | | | W/L | SCORE |
|--------------------|-------------|------------|-----------|-----------|-------------|------------|----------|----------|----------|------------|----------|----------|------------|-------|
| | | | NO. | YDS. | AVG. | LG | TD | NO. | YDS. | AVG. | LG | TD | | |
| 09/13 | Dolphins | | | | | | | | | | | | W | 21-11 |
| 09/20 | at Seahawks | | | | | | | | | | | | L | 30-35 |
| 09/27 | Raiders | | | | | | | | | | | | W | 36-20 |
| 10/05 | at Chiefs | | | | | | | | | | | | L | 10-26 |
| 10/18 | Broncos | | | | | | | | | | | | L | 12-18 |
| 10/25 | 49ers | | | | | | | | | | | | L | 6-33 |
| 11/01 | at Bills | | | | | | | | | | | | L | 21-24 |
| 11/09 | at Jets | | | | | | | | | | | | W | 30-27 |
| 11/15 | Ravens | | | | | | | | | | | | W | 23-17 |
| 11/22 | at Texans | P | 0 | 0 | 0.0 | 0 | 0 | 0 | 0 | 0.0 | 0 | 0 | L | 20-27 |
| 11/29 | Cardinals | P | 0 | 0 | 0.0 | 0 | 0 | 1 | 1 | 1.0 | 1 | 0 | W | 20-17 |
| 12/06 | at Chargers | P | 1 | 38 | 38.0 | 38t | 1 | 0 | 0 | 0.0 | 0 | 0 | W | 45-0 |
| 12/10 | at Rams | P | 0 | 0 | 0.0 | 0 | 0 | 0 | 0 | 0.0 | 0 | 0 | L | 3-24 |
| 12/20 | at Dolphins | P | 0 | 0 | 0.0 | 0 | 0 | 0 | 0 | 0.0 | 0 | 0 | L | 12-22 |
| 12/28 | Bills | P | 0 | 0 | 0.0 | 0 | 0 | 0 | 0 | 0.0 | 0 | 0 | L | 9-38 |
| 01/03 | Jets | P | 2 | 14 | 7.0 | 12 | 0 | 0 | 0 | 0.0 | 0 | 0 | W | 28-14 |
| 2020 TOTALS | | 7-0 | 3 | 52 | 17.3 | 38T | 1 | 1 | 1 | 1.0 | 1 | 0 | 7-9 | |

2019 GAME-BY-GAME REGULAR-SEASON STATISTICS (PATRIOTS)

| DATE | OPPONENT | P/S | RECEIVING | | | | | RUSHING | | | | | W/L | SCORE |
|--------------------|-------------|------------|-----------|-----------|-------------|-----------|----------|----------|----------|------------|----------|----------|-------------|-------|
| | | | NO. | YDS. | AVG. | LG | TD | NO. | YDS. | AVG. | LG | TD | | |
| 09/08 | Steelers | P | 0 | 0 | 0.0 | 0 | 0 | 0 | 0 | 0.0 | 0 | 0 | W | 33-3 |
| 09/15 | at Dolphins | P | 0 | 0 | 0.0 | 0 | 0 | 0 | 0 | 0.0 | 0 | 0 | W | 43-0 |
| 09/22 | Jets | P | 0 | 0 | 0.0 | 0 | 0 | 0 | 0 | 0.0 | 0 | 0 | W | 30-14 |
| 09/29 | at Bills | P | 0 | 0 | 0.0 | 0 | 0 | 0 | 0 | 0.0 | 0 | 0 | W | 16-10 |
| 10/06 | at Redskins | P | 0 | 0 | 0.0 | 0 | 0 | 0 | 0 | 0.0 | 0 | 0 | W | 33-7 |
| 10/10 | Giants | P | 2 | 34 | 17.0 | 29 | 0 | 0 | 0 | 0.0 | 0 | 0 | W | 35-14 |
| 10/21 | at Jets | P | 0 | 0 | 0.0 | 0 | 0 | 0 | 0 | 0.0 | 0 | 0 | W | 33-0 |
| 10/27 | Browns | P | 0 | 0 | 0.0 | 0 | 0 | 0 | 0 | 0.0 | 0 | 0 | W | 27-13 |
| 11/03 | at Ravens | | | | | | | | | | | | L | 20-37 |
| 11/17 | at Eagles | | | | | | | | | | | | W | 17-10 |
| 11/24 | Cowboys | | | | | | | | | | | | W | 13-9 |
| 12/01 | at Texans | | | | | | | | | | | | L | 22-28 |
| 12/08 | Chiefs | | | | | | | | | | | | L | 16-23 |
| 12/15 | at Bengals | | | | | | | | | | | | W | 34-13 |
| 12/21 | Bills | | | | | | | | | | | | W | 24-17 |
| 12/29 | Dolphins | | | | | | | | | | | | L | 24-27 |
| 2019 TOTALS | | 8-0 | 2 | 34 | 17.0 | 29 | 0 | 0 | 0 | 0.0 | 0 | 0 | 12-4 | |

2021 GAME-BY-GAME REGULAR-SEASON STATISTICS (PATRIOTS)

| DATE | OPPONENT | P/S | KICKOFF RETURNS | | | | | PUNT RETURNS | | | | | W/L | SCORE | |
|-------------|-------------|------|-----------------|-----|------|----|----|--------------|----|-----|------|----|-----|-------|--------|
| | | | RET | YDS | AVG | LG | TD | NO | FC | YDS | AVG | LG | | | TD |
| 09/12 | Dolphins | P | 1 | 17 | 17.0 | 17 | 0 | 3 | 0 | 20 | 6.7 | 14 | 0 | L | 16-17 |
| 09/19 | at Jets | P | 0 | 0 | 0.0 | 0 | 0 | 0 | 1 | 0 | 0.0 | 0 | 0 | W | 25-6 |
| 09/26 | Saints | P | 0 | 0 | 0.0 | 0 | 0 | 3 | 1 | 30 | 10.0 | 18 | 0 | L | 13-28 |
| 10/03 | Buccaneers | P | 0 | 0 | 0.0 | 0 | 0 | 2 | 0 | 17 | 8.5 | 11 | 0 | L | 17-19 |
| 10/10 | at Texans | P | 3 | 65 | 21.7 | 26 | 0 | 1 | 1 | 13 | 13.0 | 13 | 0 | W | 25-22 |
| 10/17 | Cowboys | P | 2 | 47 | 23.5 | 24 | 0 | 1 | 0 | 23 | 23.0 | 23 | 0 | L | 29-35+ |
| 10/24 | Jets | P | 2 | 57 | 28.5 | 31 | 0 | 2 | 0 | 30 | 15.0 | 17 | 0 | W | 54-13 |
| 10/31 | at Chargers | P | 1 | 26 | 26.0 | 26 | 0 | 4 | 0 | 80 | 20.0 | 27 | 0 | W | 27-24 |
| 11/07 | at Panthers | P | 1 | 30 | 30.0 | 30 | 0 | 2 | 0 | 35 | 17.5 | 18 | 0 | W | 24-6 |
| 11/14 | Browns | | | | | | | | | | | | | W | 45-7 |
| 11/18 | at Falcons | P | 0 | 0 | 0.0 | 0 | 0 | 3 | 1 | 17 | 5.7 | 17 | 0 | W | 25-0 |
| 11/28 | Titans | P | 3 | 84 | 28.0 | 37 | 0 | 2 | 0 | 23 | 11.5 | 15 | 0 | W | 36-13 |
| 12/06 | at Bills | P | 0 | 0 | 0.0 | 0 | 0 | 0 | 1 | 0 | 0.0 | 0 | 0 | W | 14-10 |
| 12/18 | at Colts | P | 1 | 20 | 20.0 | 20 | 0 | 1 | 1 | 1 | 1.0 | 1 | 0 | L | 17-27 |
| 12/26 | Bills | P | 2 | 19 | 9.5 | 17 | 0 | 0 | 0 | 0 | 0.0 | 0 | 0 | L | 21-33 |
| 01/02 | Jaguars | P | 1 | 27 | 27.0 | 27 | 0 | 0 | 4 | 0 | 0.0 | 0 | 0 | W | 50-10 |
| 01/09 | at Dolphins | P | 1 | 24 | 24.0 | 24 | 0 | 2 | 0 | 20 | 10.0 | 11 | 0 | L | 24-33 |
| 2021 TOTALS | | 16-0 | 18 | 416 | 23.1 | 37 | 0 | 26 | 10 | 309 | 11.9 | 27 | 0 | 10-7 | |

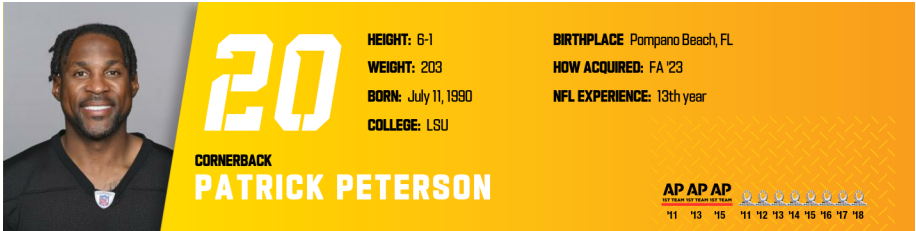
+ - Overtime

2020 GAME-BY-GAME REGULAR-SEASON STATISTICS (PATRIOTS)

| DATE | OPPONENT | P/S | KICKOFF RETURNS | | | | | PUNT RETURNS | | | | | W/L | SCORE | |
|-------------|-------------|-----|-----------------|-----|------|----|----|--------------|----|-----|------|-----|-----|-------|-------|
| | | | RET | YDS | AVG | LG | TD | NO | FC | YDS | AVG | LG | | | TD |
| 09/13 | Dolphins | | | | | | | | | | | | | W | 21-11 |
| 09/20 | at Seahawks | | | | | | | | | | | | | L | 30-35 |
| 09/27 | Raiders | | | | | | | | | | | | | W | 36-20 |
| 10/05 | at Chiefs | | | | | | | | | | | | | L | 10-26 |
| 10/18 | Broncos | | | | | | | | | | | | | L | 12-18 |
| 10/25 | 49ers | | | | | | | | | | | | | L | 6-33 |
| 11/01 | at Bills | | | | | | | | | | | | | L | 21-24 |
| 11/09 | at Jets | | | | | | | | | | | | | W | 30-27 |
| 11/15 | Ravens | | | | | | | | | | | | | W | 23-17 |
| 11/22 | at Texans | P | 1 | 12 | 12.0 | 12 | 0 | 2 | 2 | 3 | 1.5 | 3 | 0 | L | 20-27 |
| 11/29 | Cardinals | P | 0 | 0 | 0.0 | 0 | 0 | 2 | 1 | 67 | 33.5 | 58 | 0 | W | 20-17 |
| 12/06 | at Chargers | P | 0 | 0 | 0.0 | 0 | 0 | 3 | 1 | 145 | 48.3 | 70t | 1 | W | 45-0 |
| 12/10 | at Rams | P | 0 | 0 | 0.0 | 0 | 0 | 5 | 1 | 47 | 9.4 | 21 | 0 | L | 3-24 |
| 12/20 | at Dolphins | P | 0 | 0 | 0.0 | 0 | 0 | 2 | 0 | 16 | 8.0 | 13 | 0 | L | 12-22 |
| 12/28 | Bills | P | 0 | 0 | 0.0 | 0 | 0 | 1 | 0 | 5 | 5.0 | 5 | 0 | L | 9-38 |
| 01/03 | Jets | P | 1 | 21 | 21.0 | 21 | 0 | 3 | 0 | 36 | 12.0 | 17 | 0 | W | 28-14 |
| 2020 TOTALS | | 7-0 | 2 | 33 | 16.5 | 21 | 0 | 18 | 5 | 319 | 17.7 | 70T | 1 | 7-9 | |

2019 GAME-BY-GAME REGULAR-SEASON STATISTICS (PATRIOTS)

| DATE | OPPONENT | P/S | KICKOFF RETURNS | | | | | PUNT RETURNS | | | | | W/L | SCORE | |
|-------------|-------------|-----|-----------------|-----|-----|----|----|--------------|----|-----|------|----|-----|-------|-------|
| | | | RET | YDS | AVG | LG | TD | NO | FC | YDS | AVG | LG | | | TD |
| 09/08 | Steelers | P | 0 | 0 | 0.0 | 0 | 0 | 2 | 3 | 35 | 17.5 | 20 | 0 | W | 33-3 |
| 09/15 | at Dolphins | P | 0 | 0 | 0.0 | 0 | 0 | 3 | 3 | 9 | 3.0 | 6 | 0 | W | 43-0 |
| 09/22 | Jets | P | 0 | 0 | 0.0 | 0 | 0 | 8 | 1 | 44 | 5.5 | 13 | 0 | W | 30-14 |
| 09/29 | at Bills | P | 0 | 0 | 0.0 | 0 | 0 | 0 | 1 | 0 | 0.0 | 0 | 0 | W | 16-10 |
| 10/06 | at Redskins | P | 0 | 0 | 0.0 | 0 | 0 | 3 | 5 | 49 | 16.3 | 19 | 0 | W | 33-7 |
| 10/10 | Giants | P | 0 | 0 | 0.0 | 0 | 0 | 1 | 1 | 10 | 10.0 | 10 | 0 | W | 35-14 |
| 10/21 | at Jets | P | 0 | 0 | 0.0 | 0 | 0 | 2 | 1 | 24 | 12.0 | 22 | 0 | W | 33-0 |
| 10/27 | Browns | P | 0 | 0 | 0.0 | 0 | 0 | 1 | 1 | 8 | 8.0 | 8 | 0 | W | 27-13 |
| 11/03 | at Ravens | | | | | | | | | | | | | L | 20-37 |
| 11/17 | at Eagles | | | | | | | | | | | | | W | 17-10 |
| 11/24 | Cowboys | | | | | | | | | | | | | W | 13-9 |
| 12/01 | at Texans | | | | | | | | | | | | | L | 22-28 |
| 12/08 | Chiefs | | | | | | | | | | | | | L | 16-23 |
| 12/15 | at Bengals | | | | | | | | | | | | | W | 34-13 |
| 12/21 | Bills | | | | | | | | | | | | | W | 24-17 |
| 12/29 | Dolphins | | | | | | | | | | | | | L | 24-27 |
| 2019 TOTALS | | 8-0 | 0 | 0 | 0.0 | 0 | 0 | 20 | 16 | 179 | 9.0 | 22 | 0 | 12-4 | |



20

CORNERBACK

PATRICK PETERSON

HEIGHT: 6-1
WEIGHT: 203
BORN: July 11, 1990
COLLEGE: LSU

BIRTHPLACE: Pompano Beach, FL
HOW ACQUIRED: FA '23
NFL EXPERIENCE: 13th year

AP AP AP
ALL TEAM ALL LEAGUE ALL TEAM

'11 '13 '15 '11 '12 '13 '14 '15 '16 '17 '18

PRO CAREER

- ✦ Has played in 184 games (184 starts) over his 12-year NFL career (Arizona, 2011-20; Minnesota, 2021-22)
- ✦ Has registered 607 tackles (534 solo), 111 passes defended, 34 interceptions, 15 tackles for loss, two forced fumbles, four quarterback hurries, 4.0 sacks and 12 fumble recoveries
- ✦ Was named to the Pro Bowl in eight-consecutive seasons (2011-18) and First-Team All-Pro in three seasons (2011, 2013, 2015)
- ✦ His 34 interceptions are tied with Minnesota's Harrison Smith for the most by any active player
- ✦ His 111 passes defended rank third-most by any active player
- ✦ His 28 regular-season interceptions for Arizona rank sixth-most in Cardinals history
- ✦ Named to the 2010s All-Decade Team by the Pro Football Hall of Fame's 48-member selection committee
- ✦ Has at least one interception each of his 11 seasons, the NFL's second-longest active streak
- ✦ Has played in at least 16 regular-season games in 10 of his 12 years in the League
- ✦ Five-time team captain (2013, 2015-18)
- ✦ Named Arizona's Walter Payton NFL Man of the Year nominee in 2015 and 2017
- ✦ Arizona's recipient of the 2016 Ed Block Courage Award
- ✦ Nominated for the 2017 Art Rooney Sportsmanship Award
- ✦ Made NFL and starting debut in Week 1 of 2011 (vs. Carolina)

2022 (VIKINGS)

- ✦ Played in and started all 17 regular-season games
- ✦ Registered 66 tackles (56 solo), five INTs and three TFL
- ✦ His five INTs were his second-most in a single season and the most he's recorded in a single season since 2012
- ✦ Only player in the League with 15 or more PD, five INTs and three TFL
- ✦ Recorded the third blocked field goal of his career in Week 2 at Philadelphia
- ✦ Tallied his 100th career pass defended in Week 4 vs. New Orleans
- ✦ Tied a single-game career-high for PD (three) in Weeks 6 and 8, marking eight times in his career where he has recorded at least three PD in a game
- ✦ Recorded a career-high 10 PD through the first seven games of the season
- ✦ Finished Week 10 at Buffalo with four tackles, two INTs and two PD, the third game in his career with multiple INTs
- ✦ Recorded a career-high two TFL in Week 11 vs. Dallas

2021 (VIKINGS)

- ✦ Played in and started 13 games
- ✦ Finished with 45 tackles (34 solo), five PD, two TFL and one INT returned for a TD
- ✦ Spent Weeks 7 through 10 on injured reserve
- ✦ Missed Week 13 on the Reserve/COVID-19 list
- ✦ Returned an interception 66 yards for a touchdown in Week 18 vs. Chicago to mark his 11th-consecutive season with an INT and the 29th pick-six of his career

2020 (CARDINALS)

- ✦ Started all 16 regular-season games
- ✦ Recording 61 tackles (52 solo), 8 PD and 3 INTs

2019 (CARDINALS)

- ✦ Played in and started 10 regular-season games after being activated in Week 7
- ✦ Totaled 53 tackles, three TFL, 1.0 sack, two INTs, seven PBUs and a FF
- ✦ Earned NFC Defensive Player of the Week honors in Week 15 vs. Cleveland after intercepting a QB Baker Mayfield pass in the end zone and allowing just five receptions for 38 yards and a 15.3 passer rating on 12 targets with three tackles and one TFL

2018 (CARDINALS)

- ✦ Started all 16 games for the eighth-straight year
- ✦ Recorded 51 tackles, two TFL, 1.0 sack, two INTs, five PD and one FR
- ✦ Selected as a team captain for the fourth consecutive season (fifth time in his career)
- ✦ Became the first player in franchise history selected to the Pro Bowl in each of his opening eight NFL seasons, joining HOFers Jim Brown and Barry Sanders as the only players in NFL history named to eight Pro Bowls before their 29th birthday
- ✦ Played the second-most snaps (1,107) among NFL CBs and allowed just 364 receiving yards and two TDs on 30 receptions, the fewest catches allowed among CBs who played at least 80 percent of defensive snaps, according to Pro Football Focus

2017 (CARDINALS)

- ✦ Started all 16 games for the seventh consecutive year
- ✦ Totaled 33 tackles, one INT, nine PD and one FR for the NFL's sixth-ranked defense
- ✦ Selected as a team captain for the third straight season (fourth time in his career)
- ✦ Earned seventh consecutive Pro Bowl selection and sixth straight as a CB, joining HOF RBs Jim Brown and Barry Sanders as the only players in NFL history to be named to the Pro Bowl eight times before their 28th birthday
- ✦ Selected as Cardinals nominee for the 2017 Art Rooney Sportsmanship Award and the Arizona Cardinals' Walter Payton NFL Man of the Year for the second time (2015)
- ✦ Faced the fewest targets (60) and allowed the fewest receptions (28) among CBs with 500-plus snaps in 2017, according to PFF

2016 (CARDINALS)

- ✦ Started all 16 games for the sixth consecutive year since being drafted
- ✦ Recorded 46 tackles, three INTs, and eight PD
- ✦ Voted a team captain for the third time overall and second straight season
- ✦ Earned sixth consecutive Pro Bowl and fifth straight at CB
- ✦ Joined Hall of Fame HB Ollie Matson as only players in franchise history selected to the Pro Bowl each of their first six NFL seasons
- ✦ Became fifth player in Cardinals history to be selected to six-straight Pro Bowls
- ✦ Selected as Cardinals Ed Block Courage Award Winner for his battle with diabetes

2015 (CARDINALS)

- ✦ Started every game for the fifth-straight season
- ✦ Notched 35 tackles, two INTs, 10 PD and one FF
- ✦ Added three tackles, one INT and one PD in two playoff games
- ✦ Selected as a team captain for the second time in his career (2013)
- ✦ Named the Arizona Cardinals' Walter Payton NFL Man of the Year
- ✦ Selected to fifth consecutive Pro Bowl (fourth-straight at CB); joined Hall of Famer Ollie Matson as only players in franchise history to earn Pro Bowls in each of their first five NFL seasons
- ✦ A First-Team AP All-Pro selection, his third career All-Pro honor (2011 at KR, 2013 at CB), and earned PFWA All-NFL honors
- ✦ Led the team with five solo tackles and added one PD and his first career forced fumble at St. Louis in Week 13
- ✦ Had three tackles, an INT that he returned 72 yards and one PD in the NFC Championship Game at Carolina

2014 (CARDINALS)

- ✦ Started all 16 games for the fourth consecutive season
- ✦ Totaled 46 tackles, three INTs, eight PD, 1.0 sack and one QB hit
- ✦ His three INTs tied for second on the team
- ✦ Earned fourth-straight Pro Bowl selection overall and third at CB
- ✦ Recorded two INTs in the fourth quarter on back-to-back possessions vs. St. Louis (11/9), returning the second one 30 yards for his first career INT return TD, marking his second career multi-INT game
- ✦ Became the sixth player in franchise history with multiple INTs in each of his first four seasons
- ✦ Added two tackles and one PD to be named NFC Defensive Player of the Week for the second time in his career

2013 (CARDINALS)

- ✦ Started all 16 games for the third straight season
- ✦ Chosen by his teammates as a team captain for the first time in his career
- ✦ Selected to the Pro Bowl for third straight year and was named First-Team AP All-Pro at CB, his second career All-Pro honor after being named as a kick returner in 2011
- ✦ Tied for second on the team with three INTs
- ✦ Recorded a team-leading and career-high 30 passes defended
- ✦ Served as team's top punt returner
- ✦ Also saw action on offense throughout the season, catching six passes for 54 yards, running for 21 yards on four carries and completing a 17-yard pass
- ✦ Caught a 17-yard pass and completed a 17-yard pass to WR Kerry Taylor in Week 2 vs. Detroit, making him the first NFL defender to catch a pass and complete a pass in the same game since the 1970 merger

2012 (CARDINALS)

- ✦ Started all 16 games for the second straight season
- ✦ Led the team and finished fourth in the NFL with seven INTs
- ✦ Selected to the Pro Bowl as a CB, joining Hall of Famer Rod Woodson as the only players in NFL history to be named to the Pro Bowl as both a defender and kick returner
- ✦ Totaled 59 tackles, a team-high 17 PD and one FR
- ✦ Added on 51 punt returns for 426 yards (8.4 avg.), three catches for 11 yards and two carries for 13 yards on offense
- ✦ Recovered a fumble by WR Legeedu Naanee and returned it 60 yards in the fourth quarter vs. Miami in Week 4, the first fumble recovery of his career
- ✦ Recorded an INT in his fourth-straight game vs. Detroit in Week 15, picking off QB Matthew Stafford in the second quarter to set up a go-ahead TD to become the first Cardinals player with an INT in four straight games since Aeneas Williams in 1994

2011 (CARDINALS)

- ✦ Started all 16 games at CB and had a record-setting season returning punts, with four TDs and 699 yards on 44 returns
- ✦ Tied the NFL single-season record and set the franchise all-time record with four punt return TDs
- ✦ Established an NFL rookie record with 699 punt return yards, which is also a franchise single-season record and ranks as the second highest single-season total in NFL history (Desmond Howard, 875, 1996)
- ✦ Led the league with four punt-return TDs and 699 yards and ranked second with a 15.9 average
- ✦ Selected to the Pro Bowl as a kick returner, becoming the 1st Cardinals rookie since Anquan Boldin (2003) to earn Pro Bowl honors; joined Johnny Bailey (1992) and Vai Sikahema (1986-87) as the only players in franchise history to be named to the Pro Bowl as a kick returner
- ✦ Named to the AP All-Pro team as a kick returner, the only rookie named to the team
- ✦ Blocked two FGs, helping the Cardinals lead the NFL with five blocked FGs on the season

TRANSACTIONS

- ✦ Signed a two-year contract with Pittsburgh on March 13, 2023
- ✦ Signed a one-year contract with Minnesota on March 30, 2022
- ✦ Signed a one-year contract with Minnesota on March 17, 2021
- ✦ Signed a five-year extension with Arizona on July 30, 2014
- ✦ Arizona exercised their fifth-year option on April 21, 2014
- ✦ Signed a four-year contract with Arizona on July 30, 2011
- ✦ Drafted by Arizona in the first round (fifth overall) of the 2011 NFL Draft

COLLEGE

- † Played in 39 games (30 starts) as a three-year starter at LSU (2008-10)
- † Finished with 135 tackles, 22 pass breakups, seven interceptions, three tackles for loss, two quarterback hits, one forced fumble and one fumble recovery
- † Scored touchdowns three different ways during his LSU career: punt return (two), interception and return of a blocked field goal
- † One of the nation's most decorated collegiate players in 2010, winning both the Bednarik Award (nation's top defender) and the Thorpe Award (nation's top defensive back) as well as a unanimous First Team All-American selection
- † First LSU player to win either award and the first defensive back to win the Bednarik Award since Michigan's Charles Woodson in 1997
- † Earned SEC Defensive Player of the Year and Special Teams Player of the Year honors from the league's coaches in 2010
- † Doubled as a return specialist for the Tigers in 2010, ranking first in the SEC and fourth in the nation in punt returns with a 16.1 average and led the league and ranked ninth in the country in kickoff returns with a 29.1 average
- † Established school records with 32 kickoff returns for 932 yards, ranking first in the SEC and ninth in the country with an average of 29.1 yards per return in 2010
- † His 932 kick-return yards ranked as the fifth-best total in SEC history and shattered the previous school record of 618 yards

PERSONAL

- † Attended Blanche Ely High School (FL)
- † Named the USA Today Defensive Player of the Year as a senior in 2007, as well as being named to the Parade All-America team and the USA Today All-America Team
- † Played in the U.S. Army All-American Bowl and was one of six finalists for the U.S. Army Player of the Year Award
- † Totaled 21 tackles and five interceptions as a senior, adding 733 yards rushing and 11 touchdowns on offense
- † As a junior, earned All-Broward County first-team and 5A All-State second-team honors after totaling seven interceptions and 37 tackles
- † Scored six touchdowns as a junior, three on kickoff returns, two as a receiver and one on the ground
- † Rushed for 21.3 yards on just 10 carries as a running back
- † Cousin of former NFL CB Bryant McFadden, CB Walter McFadden, WR Santana Moss and WR Sinorice Moss

COMMUNITY

- † Established the Patrick Peterson Foundation for Success in 2013, which aims to provide low-income and inner-city youth with opportunities and resources to reach their full potential
- † Two-time Walter Payton Man of the Year with the Arizona Cardinals (2015, 2017)
- † Nominated for the 2017 Art Rooney Sportsmanship Award
- † Arizona's recipient of the 2016 Ed Block Courage Award
- † Launched the foundation's signature program, "Patrick's Corner," a literacy program that has placed 14 libraries in schools and inner-city community centers
- † Donated \$1 million to LSU's weight room that is now named after him
- † Launched the "Pick Up a Book" initiative within the Phoenix community, designed to bring families, schools and communities together to support children's literacy development
- † In 2020, kicked off his "P2 Tuesdays" to help fight hunger and homelessness in the Phoenix community through a year-long meal distribution program set out to feed more than 400 people in the Greater-Phoenix area
- † Expanded upon the foundation's signature program through a community partnership with Arizona non-profit Furnishing Dignity, implementing mini Patrick's Corners into the homes of families who need furnishings and other essential household items
- † Visited Haiti in 2017 with his wife, Antonique, as guests of Mission of Hope to visit schools, help children read and write and play soccer and kickball
- † Hosts an annual "Shop with a Jock" event at Walmart for 50 low-income and at-risk inner-city families
- † Hosts an annual Celebrity Golf Tournament to raise funds for his foundation
- † Joined forces with Tyrann Mathieu to purchase school supplies and clothing for 700 children, including 100 kids from the Boys & Girls Club of Baton Rouge, after floods ravaged Louisiana in 2016
- † Helped raise more than \$40,000 for the Baton Rouge Area Foundation
- † Hosts an annual "Thanksgiving Giveaway" where he partners with the United Food Bank of Arizona to provide Thanksgiving meals to 221 Arizona families in need

REGULAR SEASON COMPARISON: DEFENSIVE - LOS ANGELES RAMS

| DATE | OPP | W/L | GP/GS | TACKLES | | | | | SACK | YDS. | INT | TFL | PD | QBH | TD | MISC | |
|----------|------------|------|-------|---------|------|------|-----|-----|------|------|-----|-----|----|-----|----|------|--|
| | | | | TOT | SOLO | ASST | FF | FR | | | | | | | | | |
| 11/6/11 | ARZ vs. SL | W | S | 3 | 3 | 0 | 0.0 | 0.0 | 1 | 0 | 3 | 0 | 0 | 0 | 0 | 0 | |
| 11/27/11 | ARZ @ SL | W | S | 5 | 5 | 0 | 0.0 | 0.0 | 0 | 0 | 0 | 0 | 0 | 0 | 0 | 1 | |
| 10/4/12 | ARZ @ SL | L | S | 4 | 4 | 0 | 0.0 | 0.0 | 1 | 0 | 2 | 0 | 0 | 0 | 0 | 0 | |
| 11/25/12 | ARZ vs. SL | L | S | 3 | 2 | 1 | 0.0 | 0.0 | 1 | 0 | 1 | 0 | 0 | 0 | 0 | 0 | |
| 9/8/13 | ARZ @ SL | L | S | 2 | 2 | 0 | 0.0 | 0.0 | 0 | 0 | 0 | 0 | 0 | 0 | 0 | 0 | |
| 12/8/13 | ARZ vs. SL | W | S | 0 | 0 | 0 | 0.0 | 0.0 | 0 | 0 | 0 | 0 | 0 | 0 | 0 | 0 | |
| 11/9/14 | ARZ vs. SL | W | S | 2 | 2 | 0 | 0.0 | 0.0 | 2 | 0 | 2 | 0 | 1 | 0 | 0 | 0 | |
| 12/11/14 | ARZ @ SL | W | S | 2 | 2 | 0 | 0.0 | 0.0 | 1 | 0 | 1 | 0 | 0 | 0 | 0 | 0 | |
| 10/4/15 | ARZ vs. SL | L | S | 2 | 2 | 0 | 0.0 | 0.0 | 0 | 1 | 1 | 0 | 0 | 0 | 0 | 0 | |
| 12/6/15 | ARZ @ SL | W | S | 5 | 5 | 0 | 0.0 | 0.0 | 0 | 0 | 1 | 0 | 0 | 0 | 1 | 0 | |
| 10/2/16 | ARZ vs. LA | L | S | 1 | 1 | 0 | 0.0 | 0.0 | 0 | 0 | 1 | 0 | 0 | 0 | 0 | 0 | |
| 1/1/17 | ARZ @ LA | W | S | 1 | 1 | 0 | 0.0 | 0.0 | 0 | 0 | 0 | 0 | 0 | 0 | 0 | 0 | |
| 10/22/17 | ARZ @ LA | L | S | 1 | 1 | 0 | 0.0 | 0.0 | 0 | 0 | 0 | 0 | 0 | 0 | 0 | 0 | |
| 12/3/17 | ARZ vs. LA | L | S | 1 | 1 | 0 | 0.0 | 0.0 | 0 | 0 | 0 | 0 | 0 | 0 | 0 | 0 | |
| 9/16/18 | ARZ @ LA | L | S | 8 | 6 | 2 | 0.0 | 0.0 | 0 | 1 | 1 | 1 | 0 | 0 | 0 | 0 | |
| 12/23/18 | ARZ vs. LA | L | S | 3 | 3 | 0 | 0.0 | 0.0 | 0 | 0 | 0 | 0 | 0 | 0 | 0 | 0 | |
| 12/1/19 | ARZ vs. LA | L | S | 8 | 5 | 3 | 0.0 | 0.0 | 0 | 1 | 0 | 0 | 0 | 0 | 0 | 0 | |
| 12/29/19 | ARZ @ LA | L | S | 7 | 6 | 1 | 0.0 | 0.0 | 0 | 1 | 2 | 0 | 0 | 0 | 0 | 0 | |
| 12/6/20 | ARZ vs. LA | L | S | 5 | 4 | 1 | 0.0 | 0.0 | 0 | 0 | 0 | 0 | 0 | 0 | 0 | 0 | |
| 1/3/21 | ARZ @ LA | L | S | 4 | 3 | 1 | 0.0 | 0.0 | 0 | 0 | 0 | 0 | 0 | 0 | 0 | 0 | |
| 12/26/21 | MIN vs. LA | L | S | 2 | 1 | 1 | 0.0 | 0.0 | 0 | 0 | 1 | 0 | 0 | 0 | 0 | 0 | |
| TOTALS | | 7/14 | 21/21 | 69 | 59 | 10 | 0.0 | 0.0 | 7 | 4 | 16 | 0 | 1 | 1 | 1 | 1 | |

PATRICK PETERSON'S NFL REGULAR SEASON DEFENSIVE STATISTICS

| DATE | TEAM | GP | GS | TACKLES | | | | | | | | INTERCEPTIONS | | | | O. FUMB | | | | ST | | | | MISC | | | |
|-------------------|-----------|------------|------------|------------|------------|-----------|-----------|-----------|------------|-------------|----------|---------------|------------|------------|----------|------------|----------|----------|----------|------------|----------|----------|----------|----------|----------|----------|---|
| | | | | TK | S | A | TFL | YDS | SK | YDS | QBH | NO | YDS | LG | TD | PD | FF | FR | TD | YDS | TK | S | A | FF | FR | S | A |
| 2011 | Cardinals | 16 | 16 | 64 | 59 | 5 | 1 | 0 | 1.0 | 4.0 | 1 | 2 | 1 | 1 | 0 | 13 | 0 | 1 | 0 | 0 | 0 | 0 | 0 | 0 | 1 | 0 | 0 |
| 2012 | Cardinals | 16 | 16 | 55 | 52 | 3 | 2 | 0 | 0.0 | 0.0 | 0 | 7 | 64 | 31 | 0 | 16 | 0 | 1 | 0 | 60 | 0 | 0 | 0 | 0 | 4 | 0 | 0 |
| 2013 | Cardinals | 16 | 16 | 42 | 40 | 2 | 0 | 0 | 0.0 | 0.0 | 0 | 3 | 59 | 43 | 0 | 13 | 0 | 0 | 0 | 0 | 0 | 0 | 0 | 2 | 0 | 0 | |
| 2014 | Cardinals | 16 | 16 | 50 | 43 | 7 | 0 | 0 | 1.0 | 0.0 | 1 | 3 | 30 | 30† | 1 | 7 | 0 | 0 | 0 | 0 | 0 | 0 | 0 | 0 | 0 | 0 | |
| 2015 | Cardinals | 16 | 16 | 33 | 33 | 0 | 1 | 1 | 0.0 | 0.0 | 0 | 2 | 41 | 40 | 0 | 8 | 1 | 0 | 0 | 2 | 2 | 0 | 0 | 0 | 0 | 0 | |
| 2016 | Cardinals | 16 | 16 | 50 | 44 | 6 | 1 | 1 | 0.0 | 0.0 | 0 | 3 | 27 | 25 | 0 | 6 | 0 | 0 | 0 | 1 | 1 | 0 | 0 | 1 | 0 | 0 | |
| 2017 | Cardinals | 16 | 16 | 34 | 30 | 4 | 0 | 0 | 0.0 | 0.0 | 0 | 1 | 22 | 22 | 0 | 8 | 0 | 1 | 0 | 47 | 0 | 0 | 0 | 0 | 0 | 0 | |
| 2018 | Cardinals | 16 | 16 | 54 | 45 | 9 | 2 | 4 | 1.0 | 0.0 | 1 | 2 | 0 | 0 | 0 | 5 | 1 | 0 | 0 | 1 | 1 | 0 | 0 | 0 | 0 | 0 | |
| 2019 | Cardinals | 10 | 10 | 53 | 46 | 7 | 3 | 29 | 1.0 | 13.0 | 1 | 2 | 0 | 0 | 0 | 7 | 1 | 0 | 0 | 0 | 0 | 0 | 0 | 0 | 0 | 0 | |
| 2020 | Cardinals | 16 | 16 | 61 | 52 | 9 | 0 | 0 | 0.0 | 0.0 | 0 | 3 | 7 | 7 | 0 | 8 | 0 | 0 | 0 | 0 | 0 | 0 | 0 | 0 | 0 | 0 | |
| 2021 | Vikings | 13 | 13 | 45 | 34 | 11 | 2 | 3 | 0.0 | 0.0 | 0 | 1 | 66 | 66† | 1 | 5 | 0 | 0 | 0 | 0 | 0 | 0 | 0 | 0 | 0 | 0 | |
| 2022 | Vikings | 17 | 17 | 66 | 56 | 10 | 3 | 6 | 0.0 | 0.0 | 0 | 5 | 92 | 39 | 0 | 15 | 0 | 0 | 0 | 0 | 0 | 0 | 0 | 0 | 0 | 0 | |
| 2023 | Steelers | 5 | 5 | 15 | 10 | 5 | 0 | 0 | 0.0 | 0.0 | 0 | 1 | 0 | 0 | 0 | 6 | 0 | 0 | 0 | 0 | 0 | 0 | 0 | 0 | 0 | 0 | |
| NFL TOTALS | | 189 | 189 | 622 | 544 | 78 | 15 | 44 | 4.0 | 17.0 | 4 | 35 | 409 | 66† | 2 | 117 | 2 | 4 | 0 | 156 | 3 | 3 | 0 | 0 | 8 | 0 | |

PATRICK PETERSON'S NFL POSTSEASON DEFENSIVE STATISTICS

| DATE | TEAM | GP | GS | TACKLES | | | | | | | | INTERCEPTIONS | | | | O. FUMB | | | | ST | | | | MISC | | | |
|-------------------|-----------|----------|----------|-----------|-----------|----------|----------|----------|------------|------------|----------|---------------|-----------|-----------|----------|----------|----------|----------|----------|----------|----------|----------|----------|----------|----------|----------|----------|
| | | | | TK | S | A | TFL | YDS | SK | YDS | QBH | NO | YDS | LG | TD | PD | FF | FR | TD | YDS | TK | S | A | FF | FR | S | A |
| 2014 | Cardinals | 1 | 1 | 4 | 4 | 0 | 0 | 0 | 0.0 | 0.0 | 0 | 0 | 0 | 0 | 0 | 0 | 0 | 0 | 0 | 0 | 0 | 0 | 0 | 0 | 0 | 0 | 0 |
| 2015 | Cardinals | 2 | 2 | 5 | 4 | 1 | 0 | 0 | 0.0 | 0.0 | 0 | 1 | 72 | 72 | 0 | 1 | 0 | 0 | 0 | 0 | 0 | 0 | 0 | 0 | 0 | 0 | 0 |
| 2022 | Vikings | 1 | 1 | 5 | 5 | 0 | 0 | 0 | 0.0 | 0.0 | 0 | 0 | 0 | 0 | 0 | 0 | 0 | 0 | 0 | 0 | 0 | 0 | 0 | 0 | 0 | 0 | 0 |
| NFL TOTALS | | 4 | 4 | 14 | 13 | 1 | 0 | 0 | 0.0 | 0.0 | 0 | 1 | 72 | 72 | 0 | 1 | 0 | 0 | 0 | 0 | 0 | 0 | 0 | 0 | 0 | 0 | 0 |

SINGLE-GAME HIGHS: DEFENSIVE

| | | | |
|--------------------------|--|--|--|
| Total Tackles | 8 at Dallas Cowboys, Oct 19, 2020 8 vs. Los Angeles Rams, Dec 01, 2019 ...3 more at 8. | Tackles For Loss | 2 vs. Dallas Cowboys, Nov 20, 2022 1 at Philadelphia Eagles, Sep 19, 2022 ...11 more at 1. |
| Solo Tackles | 8 vs. Kansas City Chiefs, Dec 07, 2014 7 at Dallas Cowboys, Oct 19, 2020 ...6 more at 7. | Interceptions | 2 at Buffalo Bills, Nov 13, 2022 2 vs. St. Louis Rams, Nov 09, 2014 ...1 more at 2. |
| Sacks | 1.0 at New York Giants, Oct 20, 2019 1.0 vs. Washington Redskins, Sep 09, 2018 ...2 more at 1.0. | Interception Return Yards | 66 vs. Chicago Bears, Jan 09, 2022 46 at Buffalo Bills, Nov 13, 2022 |
| Passes Defensed | 3 vs. Arizona Cardinals, Oct 30, 2022 3 at Miami Dolphins, Oct 16, 2022 ...6 more at 3. | Special Teams Tackles | 1 at Los Angeles Rams, Jan 01, 2017 1 vs. Green Bay Packers, Dec 27, 2015 ...1 more at 1. |
| Forced Fumbles | 1 at New York Giants, Oct 20, 2019 1 at St. Louis Rams, Dec 06, 2015 | Special Teams Fumble Recoveries | 3 vs. Miami Dolphins, Sep 30, 2012 1 at Los Angeles Rams, Jan 01, 2017 ...4 more at 1. |
| Fumble Recoveries | 1 at San Francisco 49ers, Oct 07, 2018 1 at San Francisco 49ers, Nov 05, 2017 ...48 more at 1. | Longest Opp Fumble Return | 60 vs. Miami Dolphins, Sep 30, 2012 49 at San Francisco 49ers, Oct 07, 2018 |

SINGLE-GAME HIGHS - POSTSEASON: DEFENSIVE

| | | | |
|------------------------|--|----------------------------------|---------------------------------------|
| Total Tackles | 4 at Carolina Panthers, Jan 03, 2015 3 at Carolina Panthers, Jan 24, 2016 | Interceptions | 1 at Carolina Panthers, Jan 24, 2016 |
| Solo Tackles | 4 at Carolina Panthers, Jan 03, 2015 3 at Carolina Panthers, Jan 24, 2016 | Interception Return Yards | 72 at Carolina Panthers, Jan 24, 2016 |
| Passes Defensed | 1 at Carolina Panthers, Jan 24, 2016 | | |

2023 GAME-BY-GAME REGULAR-SEASON STATISTICS (STEELERS)

| DATE | OPPONENT | P/S | TACKLES | | | | | | | | INTERCEPTIONS | | | | O. FUMB | | | | ST | | | | W/L | SCORE | | | |
|--------------------|------------|------------|-----------|-----------|----------|------------|------------|----------|----------|----------|---------------|----------|----------|----------|----------|----------|----------|----------|----------|----------|----------|----------|----------|----------|----------|----------|------------|
| | | | TK | S | A | SK | YDS | TFL | YDS | QBH | NO | YDS | LG | TD | PD | FF | FR | TD | YDS | TK | S | A | | | FF | FR | S |
| 09/10 | 49ers | S | 2 | 0 | 2 | 0.0 | 0.0 | 0 | 0 | 0 | 0 | 0 | 0 | 0 | 0 | 0 | 0 | 0 | 0 | 0 | 0 | 0 | 0 | 0 | 0 | 0 | 7-30 |
| 09/18 | Browns | S | 2 | 2 | 0 | 0.0 | 0.0 | 0 | 0 | 0 | 0 | 0 | 0 | 0 | 1 | 0 | 0 | 0 | 0 | 0 | 0 | 0 | 0 | 0 | 0 | 0 | W 26-22 |
| 09/24 | at Raiders | S | 5 | 4 | 1 | 0.0 | 0.0 | 0 | 0 | 0 | 1 | 0 | 0 | 0 | 1 | 0 | 0 | 0 | 0 | 0 | 0 | 0 | 0 | 0 | 0 | 0 | W 23-18 |
| 10/01 | at Texans | S | 5 | 3 | 2 | 0.0 | 0.0 | 0 | 0 | 0 | 0 | 0 | 0 | 0 | 1 | 0 | 0 | 0 | 0 | 0 | 0 | 0 | 0 | 0 | 0 | L 6-30 | |
| 10/08 | Ravens | S | 1 | 1 | 0 | 0.0 | 0.0 | 0 | 0 | 0 | 0 | 0 | 0 | 0 | 1 | 0 | 0 | 0 | 0 | 0 | 0 | 0 | 0 | 0 | 0 | 0 | W 17-10 |
| 2023 TOTALS | | 5-5 | 15 | 10 | 5 | 0.0 | 0.0 | 0 | 0 | 0 | 0 | 1 | 0 | 0 | 0 | 6 | 0 | 0 | 0 | 0 | 0 | 0 | 0 | 0 | 0 | 0 | 3-2 |

2022 GAME-BY-GAME REGULAR-SEASON STATISTICS (VIKINGS)

Table with columns: DATE, OPPONENT, P/S, TACKLES (TK, S, A, SK, YDS, TFL, YDS, QBH), INTERCEPTIONS (NO, YDS, LG, TD, PD), O. FUMB (FF, FR, TD, YDS), ST (TK, S, A, FF, FR), MISC (S, A), W/L, SCORE. Includes 2022 TOTALS and +/- Overtime.

2021 GAME-BY-GAME REGULAR-SEASON STATISTICS (VIKINGS)

Table with columns: DATE, OPPONENT, P/S, TACKLES (TK, S, A, SK, YDS, TFL, YDS, QBH), INTERCEPTIONS (NO, YDS, LG, TD, PD), O. FUMB (FF, FR, TD, YDS), ST (TK, S, A, FF, FR), MISC (S, A), W/L, SCORE. Includes 2021 TOTALS and +/- Overtime.

2020 GAME-BY-GAME REGULAR-SEASON STATISTICS (CARDINALS)

Table with columns: DATE, OPPONENT, P/S, TACKLES (TK, S, A, SK, YDS, TFL, YDS, QBH), INTERCEPTIONS (NO, YDS, LG, TD, PD), O. FUMB (FF, FR, TD, YDS), ST (TK, S, A, FF, FR), MISC (S, A), W/L, SCORE. Includes 2020 TOTALS and +/- Overtime.

2015 GAME-BY-GAME REGULAR-SEASON STATISTICS (CARDINALS)

Table with columns: DATE, OPPONENT, P/S, TACKLES (TK, S, A, SK, YDS, TFL, YDS, QBH), INTERCEPTIONS (NO, YDS, LG, TD, PD), O. FUMB (FF, FR, TD, YDS), ST (TK, S, A, FF, FR), MISC (S, A), W/L, SCORE. Rows include games from 09/13 to 10/03 and a 2015 TOTALS row.

2014 GAME-BY-GAME REGULAR-SEASON STATISTICS (CARDINALS)

Table with columns: DATE, OPPONENT, P/S, TACKLES (TK, S, A, SK, YDS, TFL, YDS, QBH), INTERCEPTIONS (NO, YDS, LG, TD, PD), O. FUMB (FF, FR, TD, YDS), ST (TK, S, A, FF, FR), MISC (S, A), W/L, SCORE. Rows include games from 09/08 to 12/28 and a 2014 TOTALS row.

2013 GAME-BY-GAME REGULAR-SEASON STATISTICS (CARDINALS)

Table with columns: DATE, OPPONENT, P/S, TACKLES (TK, S, A, SK, YDS, TFL, YDS, QBH), INTERCEPTIONS (NO, YDS, LG, TD, PD), O. FUMB (FF, FR, TD, YDS), ST (TK, S, A, FF, FR), MISC (S, A), W/L/T, SCORE. Rows include games from 09/08 to 12/29 and a 2013 TOTALS row.

+ - Overtime

2012 GAME-BY-GAME REGULAR-SEASON STATISTICS (CARDINALS)

Table with columns: DATE, OPPONENT, P/S, TACKLES (TK, S, A, SK, YDS, TFL, YDS, QBH), INTERCEPTIONS (NO, YDS, LG, TD, PD), O. FUMB (FF, FR, TD, YDS), ST (TK, S, A, FF, FR), MISC (S, A), W/L/T, SCORE. Rows include games from 09/09 to 12/30 and a 2012 TOTALS row.

+ - Overtime

2011 GAME-BY-GAME REGULAR-SEASON STATISTICS (CARDINALS)

| DATE | OPPONENT | P/S | TACKLES | | | | | | | INTERCEPTIONS | | | | | O. FUMB | | | ST | | | | MISC | | SCORE | | | | |
|--------------------|-------------|--------------|-----------|-----------|----------|------------|------------|----------|----------|---------------|----------|----------|----------|----------|-----------|----------|----------|----------|----------|----------|----------|----------|----------|----------|----------|----------|----------|------------|
| | | | TK | S | A | SK | YDS | TFL | YDS | QBH | NO | YDS | LG | TD | PD | FF | FR | TD | YDS | TK | S | A | FF | | FR | S | A | W/L/T |
| 09/11 | Panthers | S | 5 | 5 | 0 | 0.0 | 0.0 | 0 | 0 | 0 | 0 | 0 | 0 | 0 | 0 | 0 | 0 | 0 | 0 | 0 | 0 | 0 | 0 | 0 | 0 | 0 | W | 28-21 |
| 09/18 | at Redskins | S | 8 | 5 | 3 | 0.0 | 0.0 | 0 | 0 | 0 | 0 | 0 | 0 | 0 | 0 | 0 | 0 | 0 | 0 | 0 | 0 | 0 | 0 | 0 | 0 | 0 | L | 21-22 |
| 09/25 | at Seahawks | S | 1 | 1 | 0 | 0.0 | 0.0 | 0 | 0 | 0 | 0 | 1 | 1 | 1 | 0 | 1 | 0 | 0 | 0 | 0 | 0 | 0 | 0 | 0 | 0 | 0 | L | 10-13 |
| 10/02 | Giants | S | 7 | 7 | 0 | 0.0 | 0.0 | 0 | 0 | 0 | 0 | 0 | 0 | 0 | 2 | 0 | 0 | 0 | 0 | 0 | 0 | 0 | 0 | 0 | 0 | 0 | L | 27-31 |
| 10/09 | at Vikings | S | 4 | 3 | 1 | 0.0 | 0.0 | 0 | 0 | 0 | 0 | 0 | 0 | 0 | 0 | 0 | 0 | 0 | 0 | 0 | 0 | 0 | 0 | 0 | 0 | 0 | L | 10-34 |
| 10/23 | Steelers | S | 7 | 7 | 0 | 0.0 | 0.0 | 0 | 0 | 0 | 0 | 0 | 0 | 0 | 0 | 0 | 0 | 0 | 0 | 0 | 0 | 0 | 0 | 0 | 0 | 0 | L | 20-32 |
| 10/30 | at Ravens | S | 0 | 0 | 0 | 0.0 | 0.0 | 0 | 0 | 0 | 0 | 0 | 0 | 0 | 2 | 0 | 0 | 0 | 0 | 0 | 0 | 0 | 0 | 0 | 0 | 0 | L | 27-30 |
| 11/06 | Rams | S | 3 | 3 | 0 | 0.0 | 0.0 | 0 | 0 | 0 | 1 | 0 | 0 | 0 | 3 | 0 | 0 | 0 | 0 | 0 | 0 | 0 | 0 | 0 | 0 | 0 | W | 19-13+ |
| 11/13 | at Eagles | S | 3 | 3 | 0 | 0.0 | 0.0 | 0 | 0 | 0 | 0 | 0 | 0 | 0 | 0 | 0 | 0 | 0 | 0 | 0 | 0 | 0 | 0 | 0 | 0 | 0 | W | 21-17 |
| 11/20 | at 49ers | S | 4 | 4 | 0 | 0.0 | 0.0 | 0 | 0 | 0 | 0 | 0 | 0 | 0 | 0 | 0 | 0 | 0 | 0 | 0 | 0 | 0 | 0 | 0 | 0 | 0 | L | 7-23 |
| 11/27 | at Rams | S | 5 | 5 | 0 | 0.0 | 0.0 | 0 | 0 | 0 | 0 | 0 | 0 | 0 | 0 | 1 | 0 | 0 | 0 | 0 | 0 | 0 | 0 | 0 | 0 | 0 | W | 23-20 |
| 12/04 | Cowboys | S | 5 | 5 | 0 | 0.0 | 0.0 | 0 | 0 | 0 | 0 | 0 | 0 | 0 | 3 | 0 | 0 | 0 | 0 | 0 | 0 | 0 | 0 | 0 | 0 | 0 | W | 19-13+ |
| 12/11 | 49ers | S | 5 | 5 | 0 | 1.0 | 4.0 | 1 | 0 | 1 | 0 | 0 | 0 | 0 | 0 | 0 | 0 | 0 | 0 | 0 | 0 | 0 | 0 | 0 | 0 | 0 | W | 21-19 |
| 12/18 | Browns | S | 2 | 2 | 0 | 0.0 | 0.0 | 0 | 0 | 0 | 0 | 0 | 0 | 0 | 0 | 0 | 0 | 0 | 0 | 0 | 0 | 0 | 0 | 0 | 0 | 0 | W | 20-17+ |
| 12/24 | at Bengals | S | 1 | 0 | 1 | 0.0 | 0.0 | 0 | 0 | 0 | 0 | 0 | 0 | 0 | 2 | 0 | 0 | 0 | 0 | 0 | 0 | 0 | 0 | 0 | 0 | 0 | L | 16-23 |
| 01/01 | Seahawks | S | 4 | 4 | 0 | 0.0 | 0.0 | 0 | 0 | 0 | 0 | 0 | 0 | 0 | 0 | 0 | 0 | 0 | 0 | 0 | 0 | 0 | 0 | 0 | 0 | 0 | W | 23-20+ |
| 2011 TOTALS | | 16-16 | 64 | 59 | 5 | 1.0 | 4.0 | 1 | 0 | 1 | 2 | 1 | 1 | 0 | 13 | 0 | 1 | 0 | 0 | 0 | 0 | 0 | 0 | 0 | 1 | 0 | 0 | 8-8 |

+ - Overtime

2022 GAME-BY-GAME POSTSEASON STATISTICS (VIKINGS)

| DATE | OPPONENT | P/S | TACKLES | | | | | | | INTERCEPTIONS | | | | | O. FUMB | | | ST | | | | MISC | | SCORE | | | | |
|--------------------|----------|------------|----------|----------|----------|------------|------------|----------|----------|---------------|----------|----------|----------|----------|----------|----------|----------|----------|----------|----------|----------|----------|----------|----------|----------|----------|------------|-------|
| | | | TK | S | A | SK | YDS | TFL | YDS | QBH | NO | YDS | LG | TD | PD | FF | FR | TD | YDS | TK | S | A | FF | | FR | S | A | W/L |
| 01/15 | Giants | S | 5 | 5 | 0 | 0.0 | 0.0 | 0 | 0 | 0 | 0 | 0 | 0 | 0 | 0 | 0 | 0 | 0 | 0 | 0 | 0 | 0 | 0 | 0 | 0 | 0 | L | 24-31 |
| 2022 TOTALS | | 1-1 | 5 | 5 | 0 | 0.0 | 0.0 | 0 | 0 | 0 | 0 | 0 | 0 | 0 | 0 | 0 | 0 | 0 | 0 | 0 | 0 | 0 | 0 | 0 | 0 | 0 | 0-1 | |

2015 GAME-BY-GAME POSTSEASON STATISTICS (CARDINALS)

| DATE | OPPONENT | P/S | TACKLES | | | | | | | INTERCEPTIONS | | | | | O. FUMB | | | ST | | | | MISC | | SCORE | | | | |
|--------------------|-------------|------------|----------|----------|----------|------------|------------|----------|----------|---------------|----------|-----------|-----------|----------|----------|----------|----------|----------|----------|----------|----------|----------|----------|----------|----------|----------|------------|--------|
| | | | TK | S | A | SK | YDS | TFL | YDS | QBH | NO | YDS | LG | TD | PD | FF | FR | TD | YDS | TK | S | A | FF | | FR | S | A | W/L |
| 01/16 | Packers | S | 0 | 0 | 0 | 0.0 | 0.0 | 0 | 0 | 0 | 0 | 0 | 0 | 0 | 0 | 0 | 0 | 0 | 0 | 0 | 0 | 0 | 0 | 0 | 0 | 0 | W | 26-20+ |
| 01/24 | at Panthers | S | 5 | 4 | 1 | 0.0 | 0.0 | 0 | 0 | 0 | 1 | 72 | 72 | 0 | 1 | 0 | 0 | 0 | 0 | 0 | 0 | 0 | 0 | 0 | 0 | 0 | L | 15-49 |
| 2015 TOTALS | | 2-2 | 5 | 4 | 1 | 0.0 | 0.0 | 0 | 0 | 0 | 1 | 72 | 72 | 0 | 1 | 0 | 0 | 0 | 0 | 0 | 0 | 0 | 0 | 0 | 0 | 0 | 1-1 | |

+ - Overtime

2014 GAME-BY-GAME POSTSEASON STATISTICS (CARDINALS)

| DATE | OPPONENT | P/S | TACKLES | | | | | | | INTERCEPTIONS | | | | | O. FUMB | | | ST | | | | MISC | | SCORE | | | | |
|--------------------|-------------|------------|----------|----------|----------|------------|------------|----------|----------|---------------|----------|----------|----------|----------|----------|----------|----------|----------|----------|----------|----------|----------|----------|----------|----------|----------|------------|-------|
| | | | TK | S | A | SK | YDS | TFL | YDS | QBH | NO | YDS | LG | TD | PD | FF | FR | TD | YDS | TK | S | A | FF | | FR | S | A | W/L |
| 01/03 | at Panthers | S | 4 | 4 | 0 | 0.0 | 0.0 | 0 | 0 | 0 | 0 | 0 | 0 | 0 | 0 | 0 | 0 | 0 | 0 | 0 | 0 | 0 | 0 | 0 | 0 | 0 | L | 16-27 |
| 2014 TOTALS | | 1-1 | 4 | 4 | 0 | 0.0 | 0.0 | 0 | 0 | 0 | 0 | 0 | 0 | 0 | 0 | 0 | 0 | 0 | 0 | 0 | 0 | 0 | 0 | 0 | 0 | 0 | 0-1 | |



14
WIDE RECEIVER
GEORGE PICKENS

HEIGHT: 6-3
WEIGHT: 200
BORN: March 4, 2001
COLLEGE: Georgia

BIRTHPLACE: Hoover, AL
HOW ACQUIRED: D2 '22
NFL EXPERIENCE: 2nd year

PRO CAREER

- ✦ Has played in 17 games (12 starts)
- ✦ Has registered 53 receptions for 801 yards (15.4 average) and four touchdowns
- ✦ Has rushed three times for 24 yards and one touchdown
- ✦ His 802 receiving yards are the fifth-most in a season by a rookie in franchise history
- ✦ His 52 receptions are the seventh-most in a season by a rookie in franchise history
- ✦ Made NFL debut in Week 1 of 2022 (at Cincinnati)
- ✦ Made NFL starting debut in Week 1 of 2022 (at Cincinnati)

2022 (STEELERS)

- ✦ Played in 17 regular-season games (12 starts)
- ✦ Ranked third-best on the team in receptions (52), second in receiving yards (801) and first in receiving touchdowns (four)
- ✦ Ranked second in the League among rookies in yards per reception (15.4; min. 25 receptions), tied for third in receiving touchdowns and fourth in receptions and receiving yards
- ✦ Added on three rushes for 24 yards and one touchdown
- ✦ One of seven rookie wide receivers to register a 100-yard receiving game this season
- ✦ Made 16 catches on 20-plus yard throws, nine more 20-plus yard catches than any other rookie
- ✦ Led all rookies in contest catches with 19
- ✦ Notched his first 100-yard receiving game in just his fourth game in the League in Week 4 vs. N.Y. Jets, setting career-highs in receptions (six) and receiving yards (102)
- ✦ His 100-yard performance in Week 4 was the first by a Steelers wideout since Diontae Johnson in 2021 vs. Baltimore (12/5/21), the first by a Steelers rookie since Najee Harris in 2021 vs. Cincinnati (9/26/21) and the only 100-yard performance by a Steelers wideout during the 2022 season
- ✦ Led the team in receptions (six) and receiving yards (83) in Week 5 at Buffalo
- ✦ Registered the first receiving touchdown of his career in Week 7 at Miami on a seven-yard pass from QB Kenny Pickett
- ✦ Punched in his first rushing touchdown on a one-yard run in Week 10 vs. New Orleans, also adding a career-long 22-yard run
- ✦ Led the receiving corps with 83 yards and a touchdown in Week 11 vs. Cincinnati
- ✦ Hauled in a season-long 42-yard reception in Week 14 vs. Baltimore, finishing the day with three receptions for 78 yards
- ✦ Caught a 14-yard touchdown with 46 seconds remaining the fourth quarter to give the Steelers a 13-10 victory in Week 16 vs. Las Vegas
- ✦ The 14-yard TD catch from QB Kenny Pickett marked only the fourth instance in the Super Bowl era of a rookie WR catching a game-winning TD from a rookie QB in the final two minutes of regulation
- ✦ Registered a 31-yard touchdown in Week 18 vs. Cleveland, his longest touchdown of the season, to finish with 72 yards on three receptions

TRANSACTIONS

- ✦ Signed a four-year contract with the Steelers on May 13, 2022
- ✦ Drafted by the Pittsburgh Steelers in the 2nd round (52nd overall) in the 2022 NFL Draft

COLLEGE

- ✦ Played in 26 games in his three-year Georgia career (missed much of the 2021 season after suffering a knee injury in late March)
- ✦ Registered 90 receptions for 1,347 yards with 14 touchdowns
- ✦ Pre-season All-American 2nd team pick by Walter Camp (2021)
- ✦ Second-team pre-season All-SEC as voted by the league's 14 head coach (2021)
- ✦ Started in all eight games in which he played (2020)
- ✦ Tied with K. Jackson for team receiving honors with 36 catches for 513 yards and a team-high six TDs (2020)
- ✦ Caught seven passes for 135 yards, including a then-career-long 51-yarder, in Chick-fil-A Peach Bowl win over Cincinnati (2020)
- ✦ Season-high eight receptions for 87 yards and a TD vs. Mississippi State (2020)
- ✦ Caught a pair of TD passes in win at Missouri, including a key score with :37 left before halftime (2020)
- ✦ Team-high five receptions for 53 yards vs. Alabama (2020)
- ✦ Caught four passes for 47 yards and the team's first TD of 2020, a 19-yarder, in Georgia's win at Arkansas
- ✦ Named to the pre-season watch list for the Fred Biletnikoff Award (nation's top WR) (2020)
- ✦ Named Pre-Season All-SEC Second Team, as selected by the media covering the league (2020)
- ✦ Coaches' Freshman All-SEC Team (2019)
- ✦ Co-winner of Offensive Newcomer of the Year award, given at team's post-season awards gala (2019)
- ✦ Played in all 14 games, earning his first start vs. Kentucky (2019)
- ✦ Started in Sugar Bowl win over Baylor (2019)
- ✦ Finished season with 49 catches for 727 yards, both team highs (2019)
- ✦ Led the Bulldogs in TD catches with eight (2019)
- ✦ Had 12 catches for 175 yards and a TD in the Sugar Bowl, earning MVP honors (2019)
- ✦ His 12 grabs tied a UGA bowl record and were the most by a Bulldog receiver in 17 seasons (2019)
- ✦ Two of his five catches vs. Missouri went for scores (25 & 18 yards) (2019)
- ✦ First TD catch was a second-quarter score, from 15 yards out, vs. Murray State (2019)
- ✦ Season highs of seven catches and 98 yards both came vs. South Carolina (2019)
- ✦ Team-high four catches for 35 yards vs. Kentucky (2019)

PERSONAL

- ✦ Selected to play for Team Flash at the 2019 Under Armour All-American Game, snagging four receptions for 55 yards
- ✦ 247sports.com five-star prospect, #24 prospect nationally, #4 wide receiver nationally, #1 prospect in Alabama
- ✦ ESPN.com four-star prospect, #6 WR nationally, #54 prospect nationally, #5 prospect in Alabama
- ✦ Rivals.com five-star prospect, #7 prospect nationally, #2 WR nationally, #1 prospect in Alabama
- ✦ Listed at No. 14 on the USA Today Chosen 25 for the nation's top overall prospects
- ✦ Honored as a finalist for the 2018 Alabama Sports Writers Association Class 7A Player of the Year Award
- ✦ Named to the 2018 All-USA Alabama First Team offense by the USA Today
- ✦ Helped the Buccaneers to a 9-4 record, the Region 3-7A title and the semifinals of the 2018 AHSAA Class 7A playoffs
- ✦ Finished his senior season with 69 catches for 1,368 yards and 16 TDs to go along with a KO return TD
- ✦ Named to AL.com's 2018 Super All-State Team and the All-Birmingham First Team offense
- ✦ Competed in the 2018 Alabama-Mississippi All-Star Game, earning Alabama MVP honors after catching nine passes for 155 yards and two TDs
- ✦ Named to the 2018 MaxPreps All-American Second Team offense
- ✦ Tabbed at No. 6 on AL.com's 2018 Preseason A-List
- ✦ Part of the Buccaneers' teams that won back-to-back AHSAA Class 7A State titles in 2017 (11-3) and 2016 (12-2)
- ✦ As a junior in 2017, he caught 46 passes for 735 yards and five TDs, while adding two punt returns for scores
- ✦ Named to AL.com's 2017 All-Birmingham Team as an athlete, as well as Class 7A First Team All-State offense by the ASWA, All-USA Alabama First Team offense by the USA Today and AL.com All-State Team Honorable Mention
- ✦ Competed at the Nike's The Opening Regional camp in Atlanta in July 2017
- ✦ Recipient of the A.J. Green Family Football Scholarship
- ✦ Younger brother Chris Humes played collegiately at Arkansas State and professionally for the CFL's Winnipeg Bombers.

GEORGE PICKENS' NFL REGULAR SEASON RUSHING/RECEIVING STATISTICS

| DATE | TEAM | GP | GS | RECEIVING | | | | | RUSHING | | | | |
|-------------------|----------|-----------|-----------|-----------|--------------|-------------|------------|----------|----------|-----------|-------------|-----------|----------|
| | | | | NO. | YDS. | AVG. | LG | TD | NO. | YDS. | AVG. | LG | TD |
| 2022 | Steelers | 17 | 12 | 52 | 801 | 15.4 | 42 | 4 | 3 | 24 | 8.0 | 22 | 1 |
| 2023 | Steelers | 5 | 5 | 22 | 393 | 17.9 | 71t | 2 | 1 | 16 | 16.0 | 16 | 0 |
| NFL TOTALS | | 22 | 17 | 74 | 1,194 | 16.1 | 71T | 6 | 4 | 40 | 10.0 | 22 | 1 |

GEORGE PICKENS' NFL REGULAR SEASON RETURN STATISTICS

| DATE | TEAM | RET. | KICKOFF RETURNS | | | | PUNT RETURNS | | | | | |
|-------------------|----------|----------|-----------------|------------|----------|----------|--------------|----------|----------|----------|----------|----------|
| | | | YDS. | AVG. | LG | TD | NO. | FC | YDS. | AVG. | LG | TD |
| 2022 | Steelers | 0 | 0 | 0.0 | 0 | 0 | 0 | 0 | 0 | 0.0 | 0 | 0 |
| 2023 | Steelers | 0 | 0 | 0.0 | 0 | 0 | 0 | 0 | 0 | 0.0 | 0 | 0 |
| NFL TOTALS | | 0 | 0 | 0.0 | 0 | 0 | 0 | 0 | 0 | 0 | 0 | 0 |

SINGLE-GAME HIGHS: RUSHING/RECEIVING

| | | | |
|-----------------|--|--------------------|---|
| Rush Attempts | 2 vs. New Orleans Saints, Nov 13, 2022 1 vs. Tampa Bay Buccaneers, Oct 16, 2022 | Receiving Average | 31.8 vs. Cleveland Browns, Sep 18, 2023 26.0 vs. Baltimore Ravens, Dec 11, 2022 |
| Rushing Yards | 23 vs. New Orleans Saints, Nov 13, 2022 1 vs. Tampa Bay Buccaneers, Oct 16, 2022 | Longest Receptions | 71t vs. Cleveland Browns, Sep 18, 2023 42 vs. Baltimore Ravens, Dec 11, 2022 |
| Longest Runs | 22 vs. New Orleans Saints, Nov 13, 2022 16 vs. Baltimore Ravens, Oct 08, 2023 | Receiving TDs | 1 vs. Baltimore Ravens, Oct 08, 2023 1 vs. Cleveland Browns, Sep 18, 2023 ...4 more at 1. |
| Receptions | 6 vs. Baltimore Ravens, Oct 08, 2023 6 at Miami Dolphins, Oct 23, 2022 ...2 more at 6. | All-Purpose Yards | 146 vs. Baltimore Ravens, Oct 08, 2023 127 vs. Cleveland Browns, Sep 18, 2023 |
| Receiving Yards | 130 vs. Baltimore Ravens, Oct 08, 2023 127 vs. Cleveland Browns, Sep 18, 2023 | Most TDs | 1 vs. Baltimore Ravens, Oct 08, 2023 1 vs. Cleveland Browns, Sep 18, 2023 ...5 more at 1. |

100-YARD RECEIVING GAMES (3): REGULAR SEASON

| DATE | TEAM | NO. | YDS. | AVG. | LG | TD |
|----------|--------|-----|------|------|-----|----|
| 10/02/22 | JETS | 6 | 102 | 17.0 | 27 | 0 |
| 09/18/23 | BROWNS | 4 | 127 | 31.8 | 71t | 1 |
| 10/08/23 | RAVENS | 6 | 130 | 21.7 | 41t | 1 |


2023 GAME-BY-GAME REGULAR-SEASON STATISTICS (STEELERS)

| DATE | OPPONENT | P/S | RECEIVING | | | | | RUSHING | | | | | W/L | SCORE |
|--------------------|------------|------------|-----------|------------|-------------|------------|----------|----------|-----------|-------------|-----------|----------|------------|-------|
| | | | NO. | YDS. | AVG. | LG | TD | NO. | YDS. | AVG. | LG | TD | | |
| 09/10 | 49ers | S | 5 | 36 | 7.2 | 9 | 0 | 0 | 0.0 | 0 | 0 | L | 7-30 | |
| 09/18 | Browns | S | 4 | 127 | 31.8 | 71t | 1 | 0 | 0 | 0.0 | 0 | W | 26-22 | |
| 09/24 | at Raiders | S | 4 | 75 | 18.8 | 32 | 0 | 0 | 0 | 0.0 | 0 | W | 23-18 | |
| 10/01 | at Texans | S | 3 | 25 | 8.3 | 17 | 0 | 0 | 0 | 0.0 | 0 | L | 6-30 | |
| 10/08 | Ravens | S | 6 | 130 | 21.7 | 41t | 1 | 1 | 16 | 16.0 | 16 | W | 17-10 | |
| 2023 TOTALS | | 5-5 | 22 | 393 | 17.9 | 71T | 2 | 1 | 16 | 16.0 | 16 | 0 | 3-2 | |

2022 GAME-BY-GAME REGULAR-SEASON STATISTICS (STEELERS)

| DATE | OPPONENT | P/S | RECEIVING | | | | | RUSHING | | | | | W/L | SCORE |
|--------------------|-------------|-------|-----------|------|------|-----|----|---------|------|------|----|----|-----|--------|
| | | | NO. | YDS. | AVG. | LG | TD | NO. | YDS. | AVG. | LG | TD | | |
| 09/11 | at Bengals | S | 1 | 3 | 3.0 | 3 | 0 | 0 | 0 | 0.0 | 0 | 0 | W | 23-20+ |
| 09/18 | Patriots | P | 1 | 23 | 23.0 | 23 | 0 | 0 | 0 | 0.0 | 0 | 0 | L | 14-17 |
| 09/22 | at Browns | P | 3 | 39 | 13.0 | 36 | 0 | 0 | 0 | 0.0 | 0 | 0 | L | 17-29 |
| 10/02 | Jets | S | 6 | 102 | 17.0 | 27 | 0 | 0 | 0 | 0.0 | 0 | 0 | L | 20-24 |
| 10/09 | at Bills | P | 6 | 83 | 13.8 | 29 | 0 | 0 | 0 | 0.0 | 0 | 0 | L | 3-38 |
| 10/16 | Buccaneers | S | 3 | 27 | 9.0 | 14 | 0 | 1 | 1 | 1.0 | 1 | 0 | W | 20-18 |
| 10/23 | at Dolphins | P | 6 | 61 | 10.2 | 30 | 1 | 0 | 0 | 0.0 | 0 | 0 | L | 10-16 |
| 10/30 | at Eagles | S | 0 | 0 | 0.0 | 0 | 0 | 0 | 0 | 0.0 | 0 | 0 | L | 13-35 |
| 11/13 | Saints | S | 3 | 32 | 10.7 | 14 | 0 | 2 | 23 | 11.5 | 22 | 1 | W | 20-10 |
| 11/20 | Bengals | S | 4 | 83 | 20.8 | 33 | 1 | 0 | 0 | 0.0 | 0 | 0 | L | 30-37 |
| 11/28 | at Colts | P | 3 | 57 | 19.0 | 35 | 0 | 0 | 0 | 0.0 | 0 | 0 | W | 24-17 |
| 12/04 | at Falcons | S | 1 | 2 | 2.0 | 2 | 0 | 0 | 0 | 0.0 | 0 | 0 | W | 19-16 |
| 12/11 | Ravens | S | 3 | 78 | 26.0 | 42 | 0 | 0 | 0 | 0.0 | 0 | 0 | L | 14-16 |
| 12/18 | at Panthers | S | 2 | 53 | 26.5 | 38 | 0 | 0 | 0 | 0.0 | 0 | 0 | W | 24-16 |
| 12/24 | Raiders | S | 5 | 57 | 11.4 | 25 | 1 | 0 | 0 | 0.0 | 0 | 0 | W | 13-10 |
| 01/01 | at Ravens | S | 2 | 29 | 14.5 | 15 | 0 | 0 | 0 | 0.0 | 0 | 0 | W | 16-13 |
| 01/08 | Browns | S | 3 | 72 | 24.0 | 31t | 1 | 0 | 0 | 0.0 | 0 | 0 | W | 28-14 |
| 2022 TOTALS | | 17-12 | 52 | 801 | 15.4 | 42 | 4 | 3 | 24 | 8.0 | 22 | 1 | 9-8 | |

+ - Overtime



8

QUARTERBACK

KENNY PICKETT

HEIGHT: 6-3
WEIGHT: 220
BORN: June 6, 1998
COLLEGE: Pittsburgh
BIRTHPLACE: Oakhurst, NJ
HOW ACQUIRED: D1 '22
NFL EXPERIENCE: 2nd year

PRO CAREER

- ✦ Career regular-season record as a starter: 7-5 (.583) in 2022
- ✦ Has played in 13 games (12 starts)
- ✦ Has completed 245-of-389 passes (63.0 percent) for 2,404 yards, seven touchdowns and a quarterback rating of 76.7
- ✦ Has rushed 55 times for 237 yards and three TDs
- ✦ Set rookie quarterback franchise records in completions and attempts, and ranked second in passing yards, completion percentage, passing TDs and victories
- ✦ Made NFL debut in Week 4 of 2022 (vs. New York Jets)
- ✦ Made NFL starting debut in Week 5 of 2022 (at Buffalo)

2021 (STEELERS)

- ✦ Led rookie quarterbacks in games played (13) and games started (12)
- ✦ Recipient of the Pro Football Writers' "Joe Greene Great Performance Award," which is annually presented to the Steelers' top rookie
- ✦ Led NFL rookies with 2,404 passing yards and joined QB Ben Roethlisberger (2,621 in 2004) as the only rookies in franchise history to ever pass for 2,000 or more yards
- ✦ Became the first quarterback since the 1970 merger to have multiple rushing TDs in his first career game with two after entering the game following halftime in Week 4 vs. N.Y. Jets
- ✦ Completed 34-of-52 passes (65.4 percent) for 327 yards, one interception and a 74.8 rating in his first career start in Week 5 at Buffalo
- ✦ Set franchise records for pass completions, pass attempts and passing yards in a first career start
- ✦ Became the fourth rookie quarterback to pick up a victory in their first start at home since the 1970 AFL-NFL merger and the eighth rookie in NFL history to defeat QB Tom Brady in Week 6 vs. Tampa Bay
- ✦ Threw just one interception in his last eight starts of the season, the second-fewest in the League among quarterbacks that started at least eight games after Week 10
- ✦ Registered a career-best five completions of 20-plus yards in Week 11 vs. Cincinnati, the most by a Steelers' quarterback since 2018
- ✦ Became the first rookie in NFL history to have a game-winning TD pass in the final minute of the fourth quarter in back-to-back games (Week 16 vs. Las Vegas and Week 17 at Baltimore)
- ✦ Threw a 14-yard TD pass to WR George Pickens with 46 seconds left in the fourth quarter in Week 16 vs. Las Vegas, only the fourth instance in the Super Bowl era of a rookie QB throwing a game-winning TD to a rookie receiver in the final two minutes of regulation
- ✦ Became the third rookie signal caller to defeat the Ravens in Baltimore in Week 17 and first since his teammate, QB Mitch Trubisky, did so in Week 6 of 2017

TRANSACTIONS

- ✦ Signed a four-year contract with Pittsburgh on June 23, 2022
- ✦ Drafted by Pittsburgh in the first round (20th overall) of the 2022 NFL Draft

COLLEGE

- ✦ Finished his career as Pitt's all-time leader in passing yards (12,303), pass completions (1,045), total offense (13,112), TD responsibility (102) and passing TDs (81)
- ✦ Registered the most 300-yard passing games (16) and 400-yard passing games (five) in Pitt history
- ✦ Recorded 20 career rushing TDs, a new standard for a Pitt quarterback
- ✦ Finished as the winningest starting quarterback in Pitt history with 32 victories
- ✦ Fashioned a 32-17 record as a starting quarterback QB in school history
- ✦ Completed 67% of his passes (334 of 497) for 4,319 yards with 42 TDs and only seven interceptions in 2021; added five rushing scores (totaled 47 TDs)
- ✦ His 4,319 passing yards, 42 passing TDs, 47 total TDs and 334 completions set school single-season marks
- ✦ Set an ACC single-season record for TD passes
- ✦ Directed the Panthers to an 11-2 record and the program's first ACC championship
- ✦ The 11 victories marked Pitt's most since the Dan Marino-led 1981 team went 11-1
- ✦ Named a first team All-American by the Walter Camp Football Foundation and American Football Coaches Association (AFCA)
- ✦ Last Pitt quarterback to be named a first team All-American was Marino in 1981
- ✦ 2021 Heisman Trophy finalist—Pitt's first since receiver Larry Fitzgerald in 2003—and finished third in the balloting
- ✦ Boasted national top-10 statistical rankings in eight categories: TD passes (ACC-record 42, fourth), points responsible for (282, fourth), points responsible for per game (21.7 avg., fifth), total offense (350.8 avg., fifth), passing yards (4,319, sixth), passing yards per game (332.2 avg., sixth), completions per game (25.69 avg., seventh) and pass efficiency (ACC-high 165.3 rating, ninth)
- ✦ 2021 additional honors include: Johnny Unitas Golden Arm Award Winner (nation's top senior/fourth-year junior quarterback), Senior CLASS Award Winner (community, classroom, character and competition), Maxwell Award Finalist (nation's outstanding player), Walter Camp Award Finalist (nation's outstanding player), Davey O'Brien National Quarterback Award Finalist (nation's best college quarterback), Manning Award Finalist (college football's outstanding quarterback), AFCA All-America Team (first team), Walter Camp All-America Team (first team), Associated Press All-America Team (second team), Football Writers Association of America All-America Team (second team), Sporting News All-America Team (second team), ACC Player of the Year (overall and offensive) and Brian Westbrook Regional Player of the Year Award (Maxwell Football Club)

PERSONAL

- ✦ Full name is Kenneth Shane Pickett
- ✦ Born June 6, 1998
- ✦ Son of Ken and Kasey Pickett
- ✦ Father was an All-American linebacker at Shippensburg University and is a member of the school's Athletic Hall of Fame
- ✦ Mother played soccer at Kutztown University
- ✦ Sister, Alex, played soccer at East Stroudsburg University
- ✦ Earned his bachelor's degree in marketing and is enrolled in Pitt's Katz Graduate School of Business

KENNY PICKETT'S NFL REGULAR SEASON PASSING STATISTICS

| DATE | TEAM | GP | GS | ATT. | CMP. | PCT. | YDS | AVG. | TD | INT. | LG | SK | LST | RATE |
|---------------|----------|-----------|-----------|------------|------------|-------------|--------------|------------|-----------|-----------|------------|-----------|------------|-------------|
| 2022 | Steelers | 13 | 12 | 389 | 245 | 63.0 | 2,404 | 6.2 | 7 | 9 | 57 | 27 | 182 | 76.7 |
| 2023 | Steelers | 5 | 5 | 159 | 95 | 59.7 | 1,027 | 6.5 | 5 | 4 | 72t | 14 | 106 | 78.8 |
| TOTALS | | 18 | 17 | 548 | 340 | 62.0 | 3,431 | 6.3 | 12 | 13 | 72T | 41 | 288 | 77.3 |

KENNY PICKETT'S NFL REGULAR SEASON RUSHING STATISTICS

| DATE | TEAM | NO. | YDS. | AVG. | LG | TD |
|---------------|----------|-----------|------------|------------|-----------|----------|
| 2022 | Steelers | 55 | 237 | 4.3 | 23 | 3 |
| 2023 | Steelers | 16 | 12 | 0.8 | 10 | 0 |
| TOTALS | | 71 | 249 | 3.5 | 23 | 3 |

KENNY PICKETT'S NFL REGULAR SEASON PASSING/RUSHING STATISTICS

| DATE | TEAM | GP | GS | PASSING | | | | | | | | | | | RUSHING | | | | |
|---------------|----------|-----------|-----------|------------|------------|-------------|--------------|------------|-----------|-----------|------------|-----------|------------|-------------|-----------|------------|------------|-----------|----------|
| | | | | ATT. | CMP. | PCT. | YDS | AVG. | TD | INT. | LG | SK | LST | RATE | NO. | YDS. | AVG. | LG | TD |
| 2022 | Steelers | 13 | 12 | 389 | 245 | 63.0 | 2,404 | 6.2 | 7 | 9 | 57 | 27 | 182 | 76.7 | 55 | 237 | 4.3 | 23 | 3 |
| 2023 | Steelers | 5 | 5 | 159 | 95 | 59.7 | 1,027 | 6.5 | 5 | 4 | 72t | 14 | 106 | 78.8 | 16 | 12 | 0.8 | 10 | 0 |
| TOTALS | | 18 | 17 | 548 | 340 | 62.0 | 3,431 | 6.3 | 12 | 13 | 72T | 41 | 288 | 77.3 | 71 | 249 | 3.5 | 23 | 3 |

SINGLE-GAME HIGHS: QUARTERBACK

| | | | |
|-----------------------|---|-----------------|---|
| Pass Attempts | 52 at Buffalo Bills, Oct 09, 2022 46 vs. San Francisco 49ers, Sep 10, 2023 | Passer Rating | 108.5 at Las Vegas Raiders, Sep 24, 2023 90.9 at Atlanta Falcons, Dec 04, 2022 |
| Pass Completions | 34 at Buffalo Bills, Oct 09, 2022 32 at Miami Dolphins, Oct 23, 2022 | Rush Attempts | 8 vs. New Orleans Saints, Nov 13, 2022 7 at Atlanta Falcons, Dec 04, 2022 |
| Yards Passing | 327 at Buffalo Bills, Oct 09, 2022 265 vs. Cincinnati Bengals, Nov 20, 2022 | Rushing Yards | ...1 more at 7. 51 vs. New Orleans Saints, Nov 13, 2022 |
| TD Passes | 2 at Las Vegas Raiders, Sep 24, 2023 1 vs. Baltimore Ravens, Oct 08, 2023 ...9 more at 1. | Rushing Average | 37 at Philadelphia Eagles, Oct 30, 2022 6.4 vs. New Orleans Saints, Nov 13, 2022 |
| Long Passes | 72t at Las Vegas Raiders, Sep 24, 2023 71t vs. Cleveland Browns, Sep 18, 2023 | Longest Runs | 5.3 at Philadelphia Eagles, Oct 30, 2022 23 vs. New Orleans Saints, Nov 13, 2022 |
| Completion Percentage | 72.7 at Miami Dolphins, Oct 23, 2022 71.4 at Indianapolis Colts, Nov 28, 2022 | Rushing TDs | 16 at Miami Dolphins, Oct 23, 2022 2 vs. New York Jets, Oct 02, 2022 1 vs. New Orleans Saints, Nov 13, 2022 |

300-YARD PASSING GAMES (1): REGULAR SEASON

| DATE | TEAM | NO. | YDS. | AVG. | LG | TD |
|----------|----------|-----|------|------|----|----|
| 10/09/22 | at Bills | 34 | 327 | 9.6 | 29 | 0 |


2023 GAME-BY-GAME REGULAR-SEASON STATISTICS (STEELERS)

| DATE | OPPONENT | P/S | PASSING | | | | | | | | | | | RUSHING | | | | W/L | SCORE |
|--------------------|------------|------------|------------|-----------|--------------|-------------|------------|-------------|----------|----------|------------|---------------|-------------|-----------|-----------|-----------|----------|------------|-------|
| | | | ATT | CMP | YDS | PCT | Y/A | Y/C | TD | INT | LG | SK/YD | RATE | ATT | YDS | LG | TD | | |
| 09/10 | 49ers | S | 46 | 31 | 232 | 67.4 | 5.0 | 7.5 | 1 | 2 | 31 | 5/34 | 68.4 | 1 | 4 | 4 | 0 | L | 7-30 |
| 09/18 | Browns | S | 30 | 15 | 222 | 50.0 | 7.4 | 14.8 | 1 | 1 | 71t | 2/22 | 71.8 | 4 | -6 | -1 | 0 | W | 26-22 |
| 09/24 | at Raiders | S | 28 | 16 | 235 | 57.1 | 8.4 | 14.7 | 2 | 0 | 72t | 1/7 | 108.5 | 3 | 11 | 10 | 0 | W | 23-18 |
| 10/01 | at Texans | S | 23 | 15 | 114 | 65.2 | 5.0 | 7.6 | 0 | 1 | 32 | 3/21 | 59.0 | 2 | 9 | 8 | 0 | L | 6-30 |
| 10/08 | Ravens | S | 32 | 18 | 224 | 56.3 | 7.0 | 12.4 | 1 | 0 | 41t | 3/22 | 88.5 | 6 | -6 | 2 | 0 | W | 17-10 |
| 2023 TOTALS | | S-5 | 159 | 95 | 1,027 | 59.7 | 6.5 | 10.8 | 5 | 4 | 72T | 14/106 | 78.8 | 16 | 12 | 10 | 0 | 3-2 | |

2022 GAME-BY-GAME REGULAR-SEASON STATISTICS (STEELERS)

| DATE | OPPONENT | P/S | PASSING | | | | | | | | | | | RUSHING | | | | W/L | SCORE |
|--------------------|-------------|--------------|---------------------------|------------|--------------|-------------|------------|------------|----------|----------|-----------|---------------|-------------|-----------|------------|-----------|----------|------------|--------|
| | | | ATT | CMP | YDS | PCT | Y/A | Y/C | TD | INT | LG | SK/YD | RATE | ATT | YDS | LG | TD | | |
| 09/11 | at Bengals | | DID NOT PLAY (NON-INJURY) | | | | | | | | | | | | | | | W | 23-20+ |
| 09/18 | Patriots | | DID NOT PLAY (NON-INJURY) | | | | | | | | | | | | | | | L | 14-17 |
| 09/22 | at Browns | | DID NOT PLAY (NON-INJURY) | | | | | | | | | | | | | | | L | 17-29 |
| 10/02 | Jets | P | 13 | 10 | 120 | 76.9 | 9.2 | 12.0 | 0 | 3 | 27 | 0/0 | 65.1 | 6 | 15 | 7 | 2 | L | 20-24 |
| 10/09 | at Bills | S | 52 | 34 | 327 | 65.4 | 6.3 | 9.6 | 0 | 1 | 29 | 3/17 | 74.8 | 1 | 10 | 10 | 0 | L | 3-38 |
| 10/16 | Buccaneers | S | 18 | 11 | 67 | 61.1 | 3.7 | 6.1 | 1 | 0 | 14 | 1/12 | 87.0 | 2 | 16 | 10 | 0 | W | 20-18 |
| 10/23 | at Dolphins | S | 44 | 32 | 257 | 72.7 | 5.8 | 8.0 | 1 | 3 | 30 | 2/11 | 66.2 | 3 | 20 | 16 | 0 | L | 10-16 |
| 10/30 | at Eagles | S | 38 | 25 | 191 | 65.8 | 5.0 | 7.6 | 0 | 1 | 25 | 6/38 | 66.9 | 7 | 37 | 11 | 0 | L | 13-35 |
| 11/13 | Saints | S | 30 | 18 | 199 | 60.0 | 6.6 | 11.1 | 0 | 0 | 36 | 6/37 | 79.7 | 8 | 51 | 23 | 1 | W | 20-10 |
| 11/20 | Bengals | S | 42 | 25 | 265 | 59.5 | 6.3 | 10.6 | 1 | 0 | 33 | 2/16 | 85.9 | 2 | 14 | 14 | 0 | L | 30-37 |
| 11/28 | at Colts | S | 28 | 20 | 174 | 71.4 | 6.2 | 8.7 | 0 | 0 | 35 | 3/23 | 87.5 | 6 | 32 | 9 | 0 | W | 24-17 |
| 12/04 | at Falcons | S | 28 | 16 | 197 | 57.1 | 7.0 | 12.3 | 1 | 0 | 57 | 0/0 | 90.9 | 7 | 14 | 9 | 0 | W | 19-16 |
| 12/11 | Ravens | S | 1 | 0 | 0 | 0.0 | 0.0 | 0.0 | 0 | 0 | 0 | 1/7 | 39.6 | 2 | 16 | 13 | 0 | L | 14-16 |
| 12/18 | at Panthers | | INACTIVE | | | | | | | | | | | | | | | W | 24-16 |
| 12/24 | Raiders | S | 39 | 26 | 244 | 66.7 | 6.3 | 9.4 | 1 | 1 | 25 | 0/0 | 81.6 | 3 | 9 | 6 | 0 | W | 13-10 |
| 01/01 | at Ravens | S | 27 | 15 | 168 | 55.6 | 6.2 | 11.2 | 1 | 0 | 28 | 2/15 | 86.7 | 5 | 2 | 2 | 0 | W | 16-13 |
| 01/08 | Browns | S | 29 | 13 | 195 | 44.8 | 6.7 | 15.0 | 1 | 0 | 32 | 1/6 | 79.0 | 3 | 1 | 1 | 0 | W | 28-14 |
| 2022 TOTALS | | 13-12 | 389 | 245 | 2,404 | 63.0 | 6.2 | 9.8 | 7 | 9 | 57 | 27/182 | 76.7 | 55 | 237 | 23 | 3 | 9-8 | |

+ - Overtime



42

CORNERBACK

JAMES PIERRE

HEIGHT: 6-2
WEIGHT: 185
BORN: September 16, 1996
COLLEGE: Florida Atlantic

BIRTHPLACE: Deerfield Beach, FL
HOW ACQUIRED: UDFA '20
NFL EXPERIENCE: 4th year

PRO CAREER

- ✦ Has played in 50 regular-season games (six starts) in his three-year career
- ✦ Has registered 58 tackles, (51 solo), eight passes defended, two interceptions, one forced fumble on defense and one tackle for loss
- ✦ Has recorded 28 tackles (14 solo), two forced fumbles and one fumble recovery on special teams
- ✦ Made NFL debut in Week 1 of 2020 (at N.Y. Giants)
- ✦ Made NFL starting debut in Week 2 of 2021 (vs. Las Vegas)

2022 (STEELERS)

- ✦ Played in all 17 regular-season games (two starts)
- ✦ Registered 20 tackles (16 solo), four passes defended, one interception and one tackle for loss
- ✦ Recorded nine tackles (five solo) and one fumble recovery on special teams
- ✦ Picked off QB Matt Ryan in Week 12 at Indianapolis for his second career interception

2021 (STEELERS)

- ✦ Played in 17 games (four starts)
- ✦ Registered 37 tackles (34 solo), four passes defended, one interception and one forced fumble
- ✦ Made 10 tackles (three solo) and two forced fumbles on special teams
- ✦ Made his first career start at left cornerback in place of an injured Joe Haden (Week 2 vs Cincinnati)
- ✦ Recorded his first career interception in Week 5 vs Denver, picking off QB Teddy Bridgewater
- ✦ Recorded his first career forced fumble in Week 6 vs Seattle

2020 (STEELERS)

- ✦ Played in all 16 regular-season games, primarily on special teams
- ✦ Recorded nine tackles on special teams, including six solo stops
- ✦ His nine tackles on special teams were tied for the team lead
- ✦ His six solo stops on special teams led the team
- ✦ Recorded his only tackle and tackle for loss in Week 10 at Jacksonville

TRANSACTIONS

- ✦ Signed a one-year contract with Pittsburgh on Mar. 21, 2023
- ✦ Signed with the Steelers as an undrafted free agent on April 28, 2020

COLLEGE

- ✦ Three-year letterwinner and two-year starter at Florida Atlantic (2017-19)
- ✦ Appeared in 39 games in his career (22 starts)
- ✦ Recorded 120 career tackles, 8.5 tackles for loss, three interceptions, 18 passes defended and two forced fumbles
- ✦ Named 2019 C-USA honorable mention

PERSONAL

- ✦ Attended Deerfield Beach HS (Deerfield Beach, Fla.)
- ✦ Three-star rated and No. 48 safety in the Class of 2016 by 247Sports.com
- ✦ Full name: James Pierre

JAMES PIERRE'S NFL REGULAR SEASON DEFENSIVE STATISTICS

| DATE | TEAM | GP | GS | TACKLES | | | | | YDS | QBH | INTERCEPTIONS | | | | | O. FUMB | | | ST | | | MISC | | | | | |
|-------------------|----------|-----------|----------|-----------|-----------|----------|----------|----------|------------|------------|---------------|----------|----------|----------|----------|----------|----------|----------|----------|-----------|-----------|-----------|----------|----------|----------|----------|----------|
| | | | | TK | S | A | TFL | YDS | | | NO | YDS | LG | TD | PD | FF | FR | TD | YDS | TK | S | A | FF | FR | S | A | |
| 2020 | Steelers | 16 | 0 | 1 | 1 | 0 | 1 | 1 | 0.0 | 0.0 | 0 | 0 | 0 | 0 | 0 | 0 | 0 | 0 | 0 | 9 | 6 | 3 | 0 | 0 | 0 | 0 | 0 |
| 2021 | Steelers | 17 | 4 | 37 | 34 | 3 | 0 | 0 | 0.0 | 0.0 | 0 | 1 | 0 | 0 | 4 | 1 | 0 | 0 | 0 | 10 | 3 | 7 | 2 | 0 | 0 | 0 | 0 |
| 2022 | Steelers | 17 | 2 | 20 | 16 | 4 | 0 | 0 | 0.0 | 0.0 | 0 | 1 | 0 | 0 | 4 | 0 | 0 | 0 | 0 | 9 | 5 | 4 | 0 | 1 | 0 | 0 | 0 |
| 2023 | Steelers | 5 | 0 | 0 | 0 | 0 | 0 | 0 | 0.0 | 0.0 | 0 | 0 | 0 | 0 | 0 | 0 | 0 | 0 | 0 | 1 | 0 | 1 | 0 | 0 | 0 | 0 | 0 |
| NFL TOTALS | | 55 | 6 | 58 | 51 | 7 | 1 | 1 | 0.0 | 0.0 | 0 | 2 | 0 | 0 | 8 | 1 | 0 | 0 | 0 | 29 | 14 | 15 | 2 | 1 | 0 | 0 | 0 |

JAMES PIERRE'S NFL POSTSEASON DEFENSIVE STATISTICS

| DATE | TEAM | GP | GS | TACKLES | | | | | YDS | QBH | INTERCEPTIONS | | | | | O. FUMB | | | ST | | | MISC | | | | | |
|-------------------|----------|----------|----------|----------|----------|----------|----------|----------|------------|------------|---------------|----------|----------|----------|----------|----------|----------|----------|----------|----------|----------|----------|----------|----------|----------|----------|----------|
| | | | | TK | S | A | TFL | YDS | | | NO | YDS | LG | TD | PD | FF | FR | TD | YDS | TK | S | A | FF | FR | S | A | |
| 2020 | Steelers | 1 | 0 | 0 | 0 | 0 | 0 | 0 | 0.0 | 0.0 | 0 | 0 | 0 | 0 | 1 | 0 | 0 | 0 | 0 | 2 | 2 | 0 | 0 | 0 | 0 | 0 | 0 |
| 2021 | Steelers | 0 | 0 | 0 | 0 | 0 | 0 | 0 | 0.0 | 0.0 | 0 | 0 | 0 | 0 | 0 | 0 | 0 | 0 | 0 | 0 | 0 | 0 | 0 | 0 | 0 | 0 | 0 |
| NFL TOTALS | | 1 | 0 | 0 | 0 | 0 | 0 | 0 | 0.0 | 0.0 | 0 | 0 | 0 | 0 | 1 | 0 | 0 | 0 | 0 | 2 | 2 | 0 | 0 | 0 | 0 | 0 | 0 |

2020 GAME-BY-GAME REGULAR-SEASON STATISTICS (STEELERS)

| DATE | OPPONENT | P/S | TACKLES | | | | | | INTERCEPTIONS | | | | | O. FUMB | | | ST | | | | MISC | | W/L | SCORE | | | | | | |
|--------------------|---------------|-------------|----------|----------|----------|------------|------------|----------|---------------|----------|----------|----------|----------|----------|----------|----------|----------|----------|----------|----------|----------|----------|----------|----------|----------|----------|----------|-------------|-------|-------|
| | | | TK | S | A | SK | YDS | TFL | YDS | QBH | NO | YDS | LG | TD | PD | FF | FR | TD | YDS | TK | S | A | | | FF | FR | S | A | | |
| 09/14 | at Giants | P | 0 | 0 | 0 | 0.0 | 0.0 | 0 | 0 | 0 | 0 | 0 | 0 | 0 | 0 | 0 | 0 | 0 | 0 | 0 | 0 | 0 | 0 | 0 | 0 | 0 | 0 | 0 | W | 26-16 |
| 09/20 | Broncos | P | 0 | 0 | 0 | 0.0 | 0.0 | 0 | 0 | 0 | 0 | 0 | 0 | 0 | 0 | 0 | 0 | 0 | 0 | 0 | 0 | 0 | 0 | 0 | 0 | 0 | 0 | W | 26-21 | |
| 09/27 | Texans | P | 0 | 0 | 0 | 0.0 | 0.0 | 0 | 0 | 0 | 0 | 0 | 0 | 0 | 0 | 0 | 0 | 0 | 0 | 0 | 0 | 0 | 0 | 0 | 0 | 0 | 0 | W | 28-21 | |
| 10/11 | Eagles | P | 0 | 0 | 0 | 0.0 | 0.0 | 0 | 0 | 0 | 0 | 0 | 0 | 0 | 0 | 0 | 0 | 0 | 0 | 1 | 1 | 0 | 0 | 0 | 0 | 0 | 0 | W | 38-29 | |
| 10/18 | Browns | P | 0 | 0 | 0 | 0.0 | 0.0 | 0 | 0 | 0 | 0 | 0 | 0 | 0 | 0 | 0 | 0 | 0 | 0 | 1 | 1 | 0 | 0 | 0 | 0 | 0 | 0 | W | 38-7 | |
| 10/25 | at Titans | P | 0 | 0 | 0 | 0.0 | 0.0 | 0 | 0 | 0 | 0 | 0 | 0 | 0 | 0 | 0 | 0 | 0 | 0 | 2 | 2 | 0 | 0 | 0 | 0 | 0 | 0 | W | 27-24 | |
| 11/01 | at Ravens | P | 0 | 0 | 0 | 0.0 | 0.0 | 0 | 0 | 0 | 0 | 0 | 0 | 0 | 0 | 0 | 0 | 0 | 0 | 0 | 0 | 0 | 0 | 0 | 0 | 0 | 0 | W | 28-24 | |
| 11/08 | at Cowboys | P | 0 | 0 | 0 | 0.0 | 0.0 | 0 | 0 | 0 | 0 | 0 | 0 | 0 | 0 | 0 | 0 | 0 | 0 | 1 | 1 | 0 | 0 | 0 | 0 | 0 | 0 | W | 24-19 | |
| 11/15 | Bengals | P | 0 | 0 | 0 | 0.0 | 0.0 | 0 | 0 | 0 | 0 | 0 | 0 | 0 | 0 | 0 | 0 | 0 | 0 | 0 | 0 | 0 | 0 | 0 | 0 | 0 | 0 | W | 36-10 | |
| 11/22 | at Jaguars | P | 1 | 1 | 0 | 0.0 | 0.0 | 1 | 1 | 0 | 0 | 0 | 0 | 0 | 0 | 0 | 0 | 0 | 0 | 1 | 1 | 0 | 0 | 0 | 0 | 0 | 0 | W | 27-3 | |
| 12/02 | Ravens | P | 0 | 0 | 0 | 0.0 | 0.0 | 0 | 0 | 0 | 0 | 0 | 0 | 0 | 0 | 0 | 0 | 0 | 0 | 1 | 0 | 1 | 0 | 0 | 0 | 0 | 0 | W | 19-14 | |
| 12/07 | Football Team | P | 0 | 0 | 0 | 0.0 | 0.0 | 0 | 0 | 0 | 0 | 0 | 0 | 0 | 0 | 0 | 0 | 0 | 0 | 0 | 0 | 0 | 0 | 0 | 0 | 0 | 0 | L | 17-23 | |
| 12/13 | at Bills | P | 0 | 0 | 0 | 0.0 | 0.0 | 0 | 0 | 0 | 0 | 0 | 0 | 0 | 0 | 0 | 0 | 0 | 0 | 0 | 0 | 0 | 0 | 0 | 0 | 0 | 0 | L | 15-26 | |
| 12/21 | at Bengals | P | 0 | 0 | 0 | 0.0 | 0.0 | 0 | 0 | 0 | 0 | 0 | 0 | 0 | 0 | 0 | 0 | 0 | 0 | 0 | 0 | 0 | 0 | 0 | 0 | 0 | 0 | L | 17-27 | |
| 12/27 | Colts | P | 0 | 0 | 0 | 0.0 | 0.0 | 0 | 0 | 0 | 0 | 0 | 0 | 0 | 0 | 0 | 0 | 0 | 0 | 1 | 0 | 1 | 0 | 0 | 0 | 0 | 0 | W | 28-24 | |
| 01/03 | at Browns | P | 0 | 0 | 0 | 0.0 | 0.0 | 0 | 0 | 0 | 0 | 0 | 0 | 0 | 0 | 0 | 0 | 0 | 0 | 1 | 0 | 1 | 0 | 0 | 0 | 0 | 0 | L | 22-24 | |
| 2020 TOTALS | | 16-0 | 1 | 1 | 0 | 0.0 | 0.0 | 1 | 1 | 0 | 0 | 0 | 0 | 0 | 0 | 0 | 0 | 0 | 0 | 9 | 6 | 3 | 0 | 0 | 0 | 0 | 0 | 12-4 | | |

24

CORNERBACK
JOEY PORTER JR.

HEIGHT: 6-2
WEIGHT: 193
BORN: July 26, 2000
COLLEGE: Penn State

BIRTHPLACE: Bakersfield, CA
HOW ACQUIRED: D2a '23
NFL EXPERIENCE: R

PRO CAREER

- ✦ Has yet to make NFL debut

TRANSACTIONS

- ✦ Drafted by Pittsburgh in the second round (32nd overall) of the 2023 NFL Draft

COLLEGE

- ✦ Appeared in 35 games (31 starts) at Penn State (2019-22)
- ✦ Recorded 94 tackles (87 solo), two tackles for loss, 1.0 sack, one interception, 20 pass breakups, one forced fumble and one fumble recovery
- ✦ Registered school-record six pass breakups at Purdue in 2022, which tied a then-Big Ten record for a single game with Michigan's Jourdan Lewis (vs. Michigan State, 2015) and Minnesota's Michael Carter (vs. Purdue, 2012)
- ✦ The six breakups were tied for the second-most in an FBS game this in '22
- ✦ Named 2022 All-American second team by the AFCA, Associated Press, FWAA, Walter Camp Football Foundation and CBS Sports
- ✦ Named 2022 All-Big Ten first team by the coaches and media
- ✦ Tabbed 2022 Associated Press All-Big Ten first team
- ✦ Named 2022 Pro Football Focus All-Big Ten second team
- ✦ Earned the team's 2022 Most Valuable Defensive Player
- ✦ 2022 Jim Thorpe Award, Chuck Bednarik Award and Lott IMPACT Trophy semifinalist
- ✦ Earned the 2022 Bednarik Award National Player of the Week (Sept. 6)
- ✦ Named 2021 All-Big Ten third team by the coaches and honorable mention by the media
- ✦ Earned 2021 All-Big Ten third team honors from the media and honorable mention from the coaches
- ✦ Named Big Ten Freshman of the Week (Dec. 7)
- ✦ Targeted 14 times in 2022 season opener vs. Purdue (had school-record 6 PBUs)
- ✦ Targeted only 16 times over final nine games (with 5 PBUs) in 2022
- ✦ Led Power 5 with a 40.0 forced incompleton percentage

PERSONAL

- ✦ Full name is Joey Eugene Porter Jr.
- ✦ Son of Christy and Joey Porter Sr.
- ✦ Has two brothers, Jacob and Willie, and two sisters, Jayla and Jasmine
- ✦ Father, Joey Sr., was the outside linebackers coach for the NFL's Pittsburgh Steelers (2015-18)
- ✦ Father played football at Colorado State (1995-99) and played 13 seasons for the NFL's Pittsburgh Steelers, Miami Dolphins and Arizona Cardinals
- ✦ Cousin, Jason Gildon, played football at Oklahoma State (1990-94) and played 10 years for the Steelers and one season for the Jacksonville Jaguars
- ✦ Cousin, Larry Birdine Jr., played football at Oklahoma State and three seasons in the NFL
- ✦ Cousin, Sheldon Croney Jr., currently plays football at Iowa State
- ✦ Hobbies include playing video games
- ✦ Has volunteered feeding the homeless and at special needs activity day
- ✦ Plans to take over his mother's business, The Jasmine Nyree Day Center, working with autistic children after his NFL career

JOEY PORTER JR.'S NFL REGULAR SEASON DEFENSIVE STATISTICS


| DATE | TEAM | TACKLES | | | | | | | | | | INTERCEPTIONS | | | | | O. FUMB | | | | | ST | | | | | MISC | | |
|-------------------|----------|----------|----------|----------|----------|----------|----------|----------|------------|------------|----------|---------------|----------|----------|----------|----------|----------|----------|----------|----------|----------|----------|----------|----------|----------|----------|----------|---|--|
| | | GP | GS | TK | S | A | TFL | YDS | SK | YDS | QBH | NO | YDS | LG | TD | PD | FF | FR | TD | YDS | TK | S | A | FF | FR | S | A | | |
| 2023 | Steelers | 5 | 0 | 5 | 3 | 2 | 0 | 0 | 0.0 | 0.0 | 0 | 1 | 0 | 0 | 2 | 0 | 0 | 0 | 0 | 0 | 1 | 0 | 1 | 0 | 0 | 0 | 0 | 0 | |
| NFL TOTALS | | 5 | 0 | 5 | 3 | 2 | 0 | 0 | 0.0 | 0.0 | 0 | 1 | 0 | 0 | 2 | 0 | 0 | 0 | 0 | 0 | 1 | 0 | 1 | 0 | 0 | 0 | 0 | | |

SINGLE-GAME HIGHS: DEFENSIVE

- | | | | |
|----------------------|---|------------------------|--------------------------------------|
| Total Tackles | 2 vs. Baltimore Ravens, Oct 08, 2023 | Passes Defensed | 1 vs. Baltimore Ravens, Oct 08, 2023 |
| | 2 at Las Vegas Raiders, Sep 24, 2023 | | 1 vs. Cleveland Browns, Sep 18, 2023 |
| Solo Tackles | 2 at Las Vegas Raiders, Sep 24, 2023 | Interceptions | 1 vs. Baltimore Ravens, Oct 08, 2023 |
| | 1 vs. San Francisco 49ers, Sep 10, 2023 | | |

2023 GAME-BY-GAME REGULAR-SEASON STATISTICS (STEELERS)

| DATE | OPPONENT | P/S | TACKLES | | | | | | | INTERCEPTIONS | | | | | O. FUMB | | | ST | | | | MISC | | SCORE | | | | |
|--------------------|------------|------------|----------|----------|----------|------------|------------|----------|----------|---------------|----------|----------|----------|----------|----------|----------|----------|----------|----------|----------|----------|----------|----------|----------|----------|----------|------------|-------|
| | | | TK | S | A | SK | YDS | TFL | YDS | QBH | NO | YDS | LG | TD | PD | FF | FR | TD | YDS | TK | S | A | FF | | FR | S | A | W/L |
| 09/10 | 49ers | P | 1 | 1 | 0 | 0.0 | 0.0 | 0 | 0 | 0 | 0 | 0 | 0 | 0 | 0 | 0 | 0 | 0 | 0 | 0 | 0 | 0 | 0 | 0 | 0 | 0 | L | 7-30 |
| 09/18 | Browns | P | 0 | 0 | 0 | 0.0 | 0.0 | 0 | 0 | 0 | 0 | 0 | 0 | 0 | 1 | 0 | 0 | 0 | 0 | 0 | 0 | 0 | 0 | 0 | 0 | 0 | W | 26-22 |
| 09/24 | at Raiders | P | 2 | 2 | 0 | 0.0 | 0.0 | 0 | 0 | 0 | 0 | 0 | 0 | 0 | 0 | 0 | 0 | 0 | 0 | 0 | 0 | 0 | 0 | 0 | 0 | 0 | W | 23-18 |
| 10/01 | at Texans | P | 0 | 0 | 0 | 0.0 | 0.0 | 0 | 0 | 0 | 0 | 0 | 0 | 0 | 0 | 0 | 0 | 0 | 0 | 0 | 0 | 0 | 0 | 0 | 0 | 0 | L | 6-30 |
| 10/08 | Ravens | P | 2 | 0 | 2 | 0.0 | 0.0 | 0 | 0 | 0 | 1 | 0 | 0 | 0 | 1 | 0 | 0 | 0 | 0 | 0 | 0 | 0 | 0 | 0 | 0 | 0 | W | 17-10 |
| 2023 TOTALS | | 5-0 | 5 | 3 | 2 | 0.0 | 0.0 | 0 | 0 | 0 | 1 | 0 | 0 | 0 | 2 | 0 | 0 | 0 | 0 | 1 | 0 | 1 | 0 | 0 | 0 | 0 | 3-2 | |



37

HEIGHT: 6-0
WEIGHT: 205
BORN: June 12, 1998
COLLEGE: Army

BIRTHPLACE: Port Jefferson, NY
HOW ACQUIRED: W '22 (NYJ)
NFL EXPERIENCE: 3rd year

SAFETY
ELIJAH RILEY

PRO CAREER

- ✦ Has played in 17 regular-season games (seven starts) in his three-year career (Philadelphia 2020; N.Y. Jets 2021; Pittsburgh 2022)
- ✦ Has registered 48 tackles (25 solo), three tackles for loss, one pass defended, 1.0 sack and one quarterback hit
- ✦ Made NFL debut in Week 5 of 2020 (at Pittsburgh)
- ✦ Made NFL starting debut in Week 11 of 2021 (vs. Miami)

2022 (STEELERS)

- ✦ Played in four games (no starts)
- ✦ Spent the majority of the season on the Pittsburgh practice squad before being promoted to the active roster ahead of Week 16's matchup vs. Las Vegas
- ✦ Reistered three tackles (two solo) and two special teams tackles

2021 (JETS)

- ✦ Began the season on the Philadelphia practice squad before he signed to the Jets active roster on Nov. 9
- ✦ Appeared in eight games (seven starts), including starts in all seven games he played with the Jets
- ✦ Registered 45 tackles (23 solo), one sack, one pass defended, one quarterback hit and three tackles for loss

2020 (EAGLES)

- ✦ Started the season on the practice squad before promotion to the active roster on Dec. 16
- ✦ Appeared in five games, including after being elevated from the practice squad, but did not record any statistics

TRANSACTIONS

- ✦ Signed to the active roster by Pittsburgh on Dec. 24, 2022
- ✦ Signed to the practice squad by Pittsburgh on Aug. 31, 2022
- ✦ Waived by Pittsburgh on Aug. 30, 2022
- ✦ Claimed off waivers from N.Y. Jets by Pittsburgh on Aug. 24, 2022
- ✦ Waived by N.Y. Jets on Aug. 23, 2022
- ✦ Signed to the Philadelphia practice squad on Sept. 2, 2021
- ✦ Waived by the Eagles on Aug. 31, 2021
- ✦ Signed to the Philadelphia active roster on Dec. 16, 2020
- ✦ Signed to the Eagles practice squad on Oct. 20, 2020
- ✦ Signed to the Philadelphia active roster on Oct. 17, 2020
- ✦ Signed to the Eagles practice squad on Oct. 12, 2020
- ✦ Signed to the Philadelphia active roster on Oct. 10, 2020
- ✦ Signed to the Eagles practice squad on Sept. 6, 2020
- ✦ Waived by Philadelphia on Sept. 3, 2020
- ✦ Signed as an undrafted rookie free agent with the Eagles on Apr. 26, 2020

COLLEGE

- ✦ Played in 44 games (32 starts) in four-year career at Army (2016-19)
- ✦ Registered 201 career tackles (142 solo), 17.5 tackles for loss, 6.5 sacks, seven interceptions, 28 passes defended, three forced fumbles, two fumble recoveries and one blocked field goal (returned for a TD)
- ✦ 2019 East-West Shrine Bowl Participant
- ✦ One of 14 semifinalists for the 2019 Paycom Jim Thorpe Award, given to a defensive back and is based on performance on the field, athletic ability and character

PERSONAL

- ✦ After winning the Commander-in-Chief's Trophy in 2018 and celebrating at the White House, Riley asked President Trump whether athletes at service academies could be granted the opportunity to defer their mandatory active-duty service obligation to play professional sports
- ✦ In June 2019, a new policy was created that allow athletes from the service academies to defer their service while they pursue pro careers
- ✦ Three-year letterwinner at Newfield High School (NY)
- ✦ Named the recipient of the Carl Hansen Award, given to the top player in Suffolk County by Newsday
- ✦ Won the Tom Cassese Award as the top defensive player in Suffolk County by Newsday
- ✦ Two-time team captain

ELIJAH RILEY'S NFL REGULAR SEASON DEFENSIVE STATISTICS

Table with 22 columns (DATE, TEAM, GP, GS, TK, S, A, SK, YDS, TFL, YDS, QBH, NO, YDS, LG, TD, PD, FF, FR, TD, YDS, O. FUMB, ST, MISC) and 8 rows (2020 Eagles, 2021 Eagles, 2021 Jets, 2021 TOTAL, 2022 Steelers, 2023 Steelers, NFL TOTALS).

SINGLE-GAME HIGHS: DEFENSIVE

- Total Tackles: 10 vs. New Orleans Saints, Dec 12, 2021; Passes Defensed: 1 at Miami Dolphins, Dec 19, 2021; Solo Tackles: 6 vs. Philadelphia Eagles, Dec 05, 2021; Sacks: 1.0 vs. Philadelphia Eagles, Dec 05, 2021; Tackles For Loss: 1 at Buffalo Bills, Jan 09, 2022; Special Teams Tackles: 1 vs. Cleveland Browns, Jan 08, 2023.

2023 GAME-BY-GAME REGULAR-SEASON STATISTICS (STEELERS)

Table with 20 columns (DATE, OPPONENT, P/S, TK, S, A, SK, YDS, TFL, YDS, QBH, NO, YDS, LG, TD, PD, FF, FR, TD, YDS, O. FUMB, ST, MISC, W/L, SCORE) and 8 rows (09/10 49ers, 09/18 Browns, 09/24 at Raiders, 10/01 at Texans, 10/08 Ravens, 2023 TOTALS).

2022 GAME-BY-GAME REGULAR-SEASON STATISTICS (STEELERS)


Table with 20 columns (DATE, OPPONENT, P/S, TK, S, A, SK, YDS, TFL, YDS, QBH, NO, YDS, LG, TD, PD, FF, FR, TD, YDS, O. FUMB, ST, MISC, W/L, SCORE) and 23 rows (09/11 at Bengals to 2022 TOTALS).

2021 GAME-BY-GAME REGULAR-SEASON STATISTICS (EAGLES/JETS)

Table with 20 columns (DATE, OPPONENT, P/S, TK, S, A, SK, YDS, TFL, YDS, QBH, NO, YDS, LG, TD, PD, FF, FR, TD, YDS, O. FUMB, ST, MISC, W/L, SCORE) and 24 rows (09/12 at Falcons to 2021 TOTALS).

2020 GAME-BY-GAME REGULAR-SEASON STATISTICS (EAGLES)

| DATE | OPPONENT | P/S | TACKLES | | | | | | | INTERCEPTIONS | | | | | O. FUMB | | | ST | | | | MISC | | W/L | SCORE | | | |
|-------------|------------------|-----|--------------|---|---|-----|-----|-----|-----|---------------|----|-----|----|----|---------|----|----|----|-----|----|---|------|----|-------|-------|----|-----|-------|
| | | | TK | S | A | SK | YDS | TFL | YDS | QBH | NO | YDS | LG | TD | PD | FF | FR | TD | YDS | TK | S | A | FF | | | FR | S | A |
| 09/13 | at Football Team | | DID NOT PLAY | | | | | | | | | | | | | | | | | | | | L | 17-27 | | | | |
| 10/11 | at Steelers | P | 0 | 0 | 0 | 0.0 | 0.0 | 0 | 0 | 0 | 0 | 0 | 0 | 0 | 0 | 0 | 0 | 0 | 0 | 0 | 0 | 0 | 0 | 0 | 0 | 0 | L | 29-38 |
| 10/18 | Ravens | P | 0 | 0 | 0 | 0.0 | 0.0 | 0 | 0 | 0 | 0 | 0 | 0 | 0 | 0 | 0 | 0 | 0 | 0 | 0 | 0 | 0 | 0 | 0 | 0 | 0 | L | 28-30 |
| 12/20 | at Cardinals | P | 0 | 0 | 0 | 0.0 | 0.0 | 0 | 0 | 0 | 0 | 0 | 0 | 0 | 0 | 0 | 0 | 0 | 0 | 0 | 0 | 0 | 0 | 0 | 0 | 0 | L | 26-33 |
| 12/27 | at Cowboys | P | 0 | 0 | 0 | 0.0 | 0.0 | 0 | 0 | 0 | 0 | 0 | 0 | 0 | 0 | 0 | 0 | 0 | 0 | 0 | 0 | 0 | 0 | 0 | 0 | 0 | L | 17-37 |
| 01/03 | Football Team | P | 0 | 0 | 0 | 0.0 | 0.0 | 0 | 0 | 0 | 0 | 0 | 0 | 0 | 0 | 0 | 0 | 0 | 0 | 0 | 0 | 0 | 0 | 0 | 0 | 0 | L | 14-20 |
| 2020 TOTALS | | 5-0 | 0 | 0 | 0 | 0.0 | 0.0 | 0 | 0 | 0 | 0 | 0 | 0 | 0 | 0 | 0 | 0 | 0 | 0 | 0 | 0 | 0 | 0 | 0 | 0 | 0 | 0-6 | |



50

LINEBACKER

ELANDON ROBERTS

| | |
|-----------------------------|------------------------------------|
| HEIGHT: 6-1 | BIRTHPLACE: Port Arthur, TX |
| WEIGHT: 238 | HOW ACQUIRED: FA '23 |
| BORN: April 22, 1994 | NFL EXPERIENCE: 8th year |
| COLLEGE: Houston | |

PRO CAREER

- ✦ Has played in 107 games (76 starts) in his seven-year career with New England (2016-19) and Miami (2020-22)
- ✦ Has registered 449 tackles (257 solo), 37 tackles for loss, 23 quarterback hits, 11.0 sacks, 10 passes defended, four forced fumbles, two fumble recoveries, one interception, one interception returned for a touchdown and one receiving touchdown
- ✦ Has played in 11 postseason contests (eight starts) and registered 34 tackles (21 solo), two quarterback hits and one tackle for loss
- ✦ Served as a defensive team captain for four consecutive seasons (2019-22)
- ✦ Two-time Super Bowl champion with New England (LI and LIII)
- ✦ Recipient of the 2021 Ed Block Courage Award (Miami recipient) and 2020 Nat Moore Community Service Award
- ✦ Made NFL debut in Week 2 of 2016 (vs. Miami)
- ✦ Made NFL starting debut in Week 6 of 2016 (vs. Cincinnati)

2022 (DOLPHINS)

- ✦ Started all 17 regular-season games
- ✦ Set career-highs in tackles (104), tackles for loss (10), quarterback hits (six) and sacks (4.5)
- ✦ Ranked first on the team in total tackles, second in tackles for loss and third in solo tackles (65) and sacks
- ✦ Recorded the second multi-sack game of his career with 1.5 sacks in Week 6 vs. Minnesota
- ✦ Registered double-digit tackles in a single game for the second time in his career with 10 in Week 9 at Chicago
- ✦ Eclipsed 100 tackles for the first time in his career in Week 17 at New England

2021 (DOLPHINS)

- ✦ Played in all 17 regular-season games (15 starts)
- ✦ Registered 83 tackles (42 solo), 1.0 sack, one interception, six tackles for loss, four passes defended, two forced fumbles and one interception returned for TD
- ✦ Notched the first interception of his career in Week 3 at Las Vegas and returned it 85 yards for a touchdown, the third-longest interception return of the season
- ✦ Added on a forced fumble at Las Vegas to mark his first multi-turnover game

2020 (DOLPHINS)

- ✦ Played in 13 games (11 starts)
- ✦ Amassed 58 tackles (31 solo), 1.5 sacks, seven tackles for loss, three quarterback hits, one forced fumble and one fumble recovery
- ✦ Returned one kickoff for 13 yards in Week 15 vs. New England
- ✦ Recovered a fumble forced by CB Xavien Howard in the third quarter of the Week 15 victory

2019 (PATRIOTS)

- ✦ Played in all 16 games with three starts
- ✦ Registered 28 tackles (18 solo), 1.0 sack, three quarterback hits, one tackle for loss and one pass defended
- ✦ Helped the defense lead the NFL in fewest total yards allowed per game (275.9) and points allowed per game (14.1)
- ✦ Caught a receiving touchdown for 38 yards in Week 17 vs. Miami, the longest receiving touchdown by a linebacker since the 1970 merger
- ✦ Became just the third defensive player in Patriots history to score an offensive touchdown

2018 (PATRIOTS)

- ✦ Appeared in all 16 regular-season games (11 starts)
- ✦ Recorded 63 tackles (30 solo), six tackles for loss, four passes defended, two quarterback hits and 1.0 sacks
- ✦ Registered seven tackles (six solo) and one tackle for loss in three playoff appearances

2017 (PATRIOTS)

- ✦ Played in 15 regular-season games (14 starts)
- ✦ Amassed 67 tackles (45 solo), four tackles for loss, three quarterback hits, 2.0 sacks, one fumble recovery and one pass defended
- ✦ Set a single-game high in sacks and recorded the first multi-sack game of his career with 2.0 in Week 12 vs. Miami
- ✦ Recorded 15 tackles (seven solo) in three postseason starts

2016 (PATRIOTS)

- ✦ Appeared in 13 games (five starts) as a rookie
- ✦ Registered 44 tackles (25 solo), three quarterback hits, two tackles for loss and one forced fumble
- ✦ Set a single-game high in tackles (11) and forced the first fumble of his career in Week 16 vs. New York Jets
- ✦ Appeared in all three playoff games, starting two, and registered seven tackles (five solo)

TRANSACTIONS

- ✦ Signed a two-year contract with Pittsburgh on Mar. 16, 2023
- ✦ Signed a one-year contract extension with Miami on Mar. 15, 2022
- ✦ Signed a one-year contract with Miami on Mar. 24, 2021
- ✦ Signed a one-year contract with Miami on Mar. 18, 2020
- ✦ Signed a four-year contract with New England on May 7, 2016
- ✦ Drafted by New England in the sixth round (214th overall) of the 2016 NFL Draft

COLLEGE

- ✦ Played in 34 games at Houston (2013-15) after transferring from Morgan State
- ✦ Finished at Houston with 175 tackles (109 solo), 23.5 tackles for loss, 7.0 sacks, six passes defended, two forced fumbles and one interception
- ✦ As a senior, led the nation with 88 solo tackles while ranking fourth nationally and leading The American with 142 total tackles
- ✦ Served as a team captain in 2015
- ✦ 2016 NFLPA Collegiate Bowl invitee, 2015 Phil Steele's AAC First Team and 2015 All-ACC First Team
- ✦ In 2012, his 107 tackles at Morgan State ranked second in school history and earned him All-MEAC second team honors

PERSONAL

- ✦ Attended Memorial High School (TX)
- ✦ Named to Port Arthur News 40th Annual Super Team and the 21-5A all-district first team
- ✦ Also a member of the school's track and field team
- ✦ Son of Stephanie and Eli Roberts

REGULAR SEASON COMPARISON: DEFENSIVE - LOS ANGELES RAMS

| DATE | OPP | W/L | GP/GS | TACKLES | | | | SACK | YDS. | INT | TFL | PD | QBH | TD | MISC | | |
|---------------|------------|------------|------------|----------|----------|----------|------------|------------|----------|----------|----------|----------|----------|----------|----------|----------|----------|
| | | | | TOT | SOLO | ASST | SK | | | | | | | | FF | FR | FR |
| 12/4/16 | NE vs. LA | W | P | 0 | 0 | 0 | 0.0 | 0.0 | 0 | 0 | 0 | 0 | 0 | 0 | 0 | 0 | 0 |
| 11/1/20 | MIA vs. LA | W | P | 5 | 4 | 1 | 0.0 | 0.0 | 0 | 2 | 0 | 0 | 0 | 0 | 0 | 0 | 0 |
| TOTALS | | 2/0 | 2/0 | 5 | 4 | 1 | 0.0 | 0.0 | 0 | 2 | 0 | 0 | 0 | 0 | 0 | 0 | 0 |

ELANDON ROBERTS' NFL REGULAR SEASON DEFENSIVE STATISTICS

| DATE | TEAM | GP | GS | TACKLES | | | | YDS | QBH | INTERCEPTIONS | | | | O. FUMB | | | ST | | | MISC | | | | | | | | |
|-------------------|----------|------------|-----------|------------|------------|------------|-----------|------------|-------------|---------------|-----------|----------|-----------|------------|----------|-----------|----------|----------|----------|----------|----------|----------|----------|----------|----------|----------|----------|----------|
| | | | | TK | S | A | TFL | | | NO | YDS | LG | TD | PD | FF | FR | TD | YDS | TK | S | A | FF | FR | S | A | | | |
| 2016 | Patriots | 13 | 5 | 44 | 25 | 19 | 2 | 5 | 0.0 | 0.0 | 3 | 0 | 0 | 0 | 0 | 1 | 0 | 0 | 0 | 1 | 0 | 1 | 0 | 0 | 0 | 0 | 0 | |
| 2017 | Patriots | 15 | 14 | 67 | 45 | 22 | 4 | 16 | 2.0 | 13.0 | 3 | 0 | 0 | 0 | 1 | 0 | 1 | 0 | 0 | 0 | 0 | 0 | 0 | 0 | 0 | 0 | 0 | |
| 2018 | Patriots | 16 | 11 | 63 | 30 | 33 | 6 | 18 | 1.0 | 7.0 | 2 | 0 | 0 | 0 | 4 | 0 | 0 | 0 | 0 | 2 | 1 | 1 | 0 | 0 | 0 | 0 | 0 | |
| 2019 | Patriots | 16 | 3 | 28 | 18 | 10 | 1 | 11 | 1.0 | 11.0 | 3 | 0 | 0 | 0 | 1 | 0 | 0 | 0 | 0 | 1 | 0 | 1 | 0 | 0 | 0 | 0 | 0 | |
| 2020 | Dolphins | 12 | 10 | 61 | 33 | 28 | 8 | 20 | 1.5 | 11.5 | 4 | 0 | 0 | 0 | 0 | 1 | 1 | 0 | 0 | 0 | 0 | 0 | 0 | 0 | 0 | 0 | 0 | |
| 2021 | Dolphins | 17 | 15 | 83 | 42 | 41 | 6 | 14 | 1.0 | 7.0 | 2 | 1 | 85 | 85t | 1 | 4 | 2 | 0 | 0 | 0 | 0 | 0 | 0 | 0 | 0 | 0 | 0 | |
| 2022 | Dolphins | 17 | 17 | 104 | 65 | 39 | 10 | 55 | 4.5 | 43.0 | 6 | 0 | 0 | 0 | 0 | 0 | 0 | 0 | 0 | 3 | 3 | 0 | 0 | 0 | 0 | 0 | 0 | |
| 2023 | Steelers | 5 | 5 | 31 | 19 | 12 | 3 | 2 | 0.0 | 0.0 | 2 | 0 | 0 | 0 | 0 | 0 | 0 | 0 | 0 | 0 | 0 | 0 | 0 | 0 | 0 | 0 | 0 | |
| NFL TOTALS | | 111 | 80 | 481 | 277 | 204 | 40 | 141 | 11.0 | 92.5 | 25 | 1 | 85 | 85t | 1 | 10 | 4 | 2 | 0 | 0 | 7 | 4 | 3 | 0 | 0 | 0 | 0 | 0 |

ELANDON ROBERTS' NFL POSTSEASON DEFENSIVE STATISTICS

| DATE | TEAM | GP | GS | TACKLES | | | | YDS | QBH | INTERCEPTIONS | | | | O. FUMB | | | ST | | | MISC | | | | | | | | |
|-------------------|----------|-----------|----------|-----------|-----------|-----------|----------|----------|------------|---------------|----------|----------|----------|----------|----------|----------|----------|----------|----------|----------|----------|----------|----------|----------|----------|----------|----------|----------|
| | | | | TK | S | A | TFL | | | NO | YDS | LG | TD | PD | FF | FR | TD | YDS | TK | S | A | FF | FR | S | A | | | |
| 2016 | Patriots | 3 | 2 | 7 | 5 | 2 | 0 | 0 | 0.0 | 0.0 | 0 | 0 | 0 | 0 | 0 | 0 | 0 | 0 | 0 | 0 | 0 | 0 | 0 | 0 | 0 | 0 | 0 | |
| 2017 | Patriots | 3 | 3 | 15 | 7 | 8 | 0 | 0 | 0.0 | 0.0 | 0 | 0 | 0 | 0 | 0 | 0 | 0 | 0 | 0 | 0 | 0 | 0 | 0 | 0 | 0 | 0 | 0 | |
| 2018 | Patriots | 3 | 1 | 7 | 6 | 1 | 1 | 2 | 0.0 | 0.0 | 0 | 0 | 0 | 0 | 0 | 0 | 0 | 0 | 0 | 0 | 0 | 0 | 0 | 0 | 0 | 0 | 0 | |
| 2019 | Patriots | 1 | 1 | 2 | 1 | 1 | 0 | 0 | 0.0 | 0.0 | 0 | 0 | 0 | 0 | 0 | 0 | 0 | 0 | 0 | 0 | 0 | 0 | 0 | 0 | 0 | 0 | 0 | |
| 2022 | Dolphins | 1 | 1 | 3 | 2 | 1 | 0 | 0 | 0.0 | 0.0 | 2 | 0 | 0 | 0 | 0 | 0 | 0 | 0 | 0 | 0 | 0 | 0 | 0 | 0 | 0 | 0 | 0 | |
| NFL TOTALS | | 11 | 8 | 34 | 21 | 13 | 1 | 2 | 0.0 | 0.0 | 2 | 0 | 0 | 0 | 0 | 0 | 0 | 0 | 0 | 0 | 0 | 0 | 0 | 0 | 0 | 0 | 0 | 0 |

SINGLE-GAME HIGHS: DEFENSIVE

- | | | | |
|------------------------|---|----------------------------------|--|
| Total Tackles | 11 vs. New York Jets, Dec 24, 2016 10 at Houston Texans, Oct 01, 2023 ...1 more at 10. | Fumble Recoveries | 1 vs. New England Patriots, Dec 20, 2020 1 vs. Carolina Panthers, Oct 01, 2017 2 vs. San Francisco 49ers, Sep 10, 2023 |
| Solo Tackles | 7 vs. Houston Texans, Nov 27, 2022 7 at New Orleans Saints, Sep 17, 2017 | Tackles For Loss | 2 vs. Los Angeles Rams, Nov 01, 2020 ...3 more at 2. |
| Sacks | 2.0 vs. Miami Dolphins, Nov 26, 2017 1.0 vs. Baltimore Ravens, Nov 11, 2021 ...3 more at 1.0. | Interceptions | 1 at Las Vegas Raiders, Sep 26, 2021 |
| Passes Defensed | 1 vs. New York Giants, Dec 05, 2021 1 at Tampa Bay Buccaneers, Oct 10, 2021 ...8 more at 1. | Interception Return Yards | 85 at Las Vegas Raiders, Sep 26, 2021 |
| Forced Fumbles | 1 at Buffalo Bills, Oct 31, 2021 1 at Las Vegas Raiders, Sep 26, 2021 ...2 more at 1. | Special Teams Tackles | 2 vs. Houston Texans, Sep 09, 2018 1 at New York Jets, Oct 21, 2019 ...1 more at 1. |

SINGLE-GAME HIGHS - POSTSEASON: DEFENSIVE

- | | | | |
|----------------------|--|-------------------------|---------------------------------------|
| Total Tackles | 7 vs. Jacksonville Jaguars, Jan 21, 2018 6 vs. Philadelphia Eagles, Feb 04, 2018 3 at Kansas City Chiefs, Jan 20, 2019 3 vs. Los Angeles Chargers, Jan 13, 2019 3 vs. Houston Texans, Jan 14, 2017 | Tackles For Loss | 1 at Kansas City Chiefs, Jan 20, 2019 |
| Solo Tackles | 3 at Kansas City Chiefs, Jan 20, 2019 3 vs. Jacksonville Jaguars, Jan 21, 2018 2 vs. Los Angeles Chargers, Jan 13, 2019 2 vs. Philadelphia Eagles, Feb 04, 2018 ...3 more at 2. | | |

2022 GAME-BY-GAME POSTSEASON STATISTICS (DOLPHINS)

| DATE | OPPONENT | P/S | TACKLES | | | | | | | INTERCEPTIONS | | | | | O. FUMB | | | ST | | | | MISC | | SCORE | | | |
|--------------------|----------|------------|----------|----------|----------|------------|------------|----------|----------|---------------|----------|----------|----------|----------|----------|----------|----------|----------|----------|----------|----------|----------|----------|----------|----------|------------|-------|
| | | | TK | S | A | SK | YDS | TFL | YDS | QBH | NO | YDS | LG | TD | PD | FF | FR | TD | YDS | TK | S | A | FF | | FR | S | A |
| 01/15 | at Bills | S | 3 | 2 | 1 | 0.0 | 0.0 | 0 | 0 | 0 | 2 | 0 | 0 | 0 | 0 | 0 | 0 | 0 | 0 | 0 | 0 | 0 | 0 | 0 | 0 | L | 31-34 |
| 2022 TOTALS | | 1-1 | 3 | 2 | 1 | 0.0 | 0.0 | 0 | 0 | 2 | 0 | 0 | 0 | 0 | 0 | 0 | 0 | 0 | 0 | 0 | 0 | 0 | 0 | 0 | 0 | 0-1 | |

2019 GAME-BY-GAME POSTSEASON STATISTICS (PATRIOTS)

| DATE | OPPONENT | P/S | TACKLES | | | | | | | INTERCEPTIONS | | | | | O. FUMB | | | ST | | | | MISC | | SCORE | | | |
|--------------------|----------|------------|----------|----------|----------|------------|------------|----------|----------|---------------|----------|----------|----------|----------|----------|----------|----------|----------|----------|----------|----------|----------|----------|----------|----------|------------|-------|
| | | | TK | S | A | SK | YDS | TFL | YDS | QBH | NO | YDS | LG | TD | PD | FF | FR | TD | YDS | TK | S | A | FF | | FR | S | A |
| 01/04 | Titans | S | 2 | 1 | 1 | 0.0 | 0.0 | 0 | 0 | 0 | 0 | 0 | 0 | 0 | 0 | 0 | 0 | 0 | 0 | 0 | 0 | 0 | 0 | 0 | 0 | L | 13-20 |
| 2019 TOTALS | | 1-1 | 2 | 1 | 1 | 0.0 | 0.0 | 0 | 0 | 0 | 0 | 0 | 0 | 0 | 0 | 0 | 0 | 0 | 0 | 0 | 0 | 0 | 0 | 0 | 0 | 0-1 | |

2018 GAME-BY-GAME POSTSEASON STATISTICS (PATRIOTS)

| DATE | OPPONENT | P/S | TACKLES | | | | | | | INTERCEPTIONS | | | | | O. FUMB | | | ST | | | | MISC | | SCORE | | | |
|--------------------|-----------|------------|----------|----------|----------|------------|------------|----------|----------|---------------|----------|----------|----------|----------|----------|----------|----------|----------|----------|----------|----------|----------|----------|----------|----------|------------|--------|
| | | | TK | S | A | SK | YDS | TFL | YDS | QBH | NO | YDS | LG | TD | PD | FF | FR | TD | YDS | TK | S | A | FF | | FR | S | A |
| 01/13 | Chargers | S | 3 | 2 | 1 | 0.0 | 0.0 | 0 | 0 | 0 | 0 | 0 | 0 | 0 | 0 | 0 | 0 | 0 | 0 | 0 | 0 | 0 | 0 | 0 | 0 | W | 41-28 |
| 01/20 | at Chiefs | P | 3 | 3 | 0 | 0.0 | 0.0 | 1 | 2 | 0 | 0 | 0 | 0 | 0 | 0 | 0 | 0 | 0 | 0 | 0 | 0 | 0 | 0 | 0 | 0 | W | 37-31+ |
| 02/03 | at Rams | P | 1 | 1 | 0 | 0.0 | 0.0 | 0 | 0 | 0 | 0 | 0 | 0 | 0 | 0 | 0 | 0 | 0 | 0 | 0 | 0 | 0 | 0 | 0 | 0 | W | 13-3 |
| 2018 TOTALS | | 3-1 | 7 | 6 | 1 | 0.0 | 0.0 | 1 | 2 | 0 | 0 | 0 | 0 | 0 | 0 | 0 | 0 | 0 | 0 | 0 | 0 | 0 | 0 | 0 | 0 | 3-0 | |

+- Overtime

2017 GAME-BY-GAME POSTSEASON STATISTICS (PATRIOTS)

| DATE | OPPONENT | P/S | TACKLES | | | | | | | INTERCEPTIONS | | | | | O. FUMB | | | ST | | | | MISC | | SCORE | | | |
|--------------------|----------|------------|-----------|----------|----------|------------|------------|----------|----------|---------------|----------|----------|----------|----------|----------|----------|----------|----------|----------|----------|----------|----------|----------|----------|----------|------------|-------|
| | | | TK | S | A | SK | YDS | TFL | YDS | QBH | NO | YDS | LG | TD | PD | FF | FR | TD | YDS | TK | S | A | FF | | FR | S | A |
| 01/13 | Titans | S | 2 | 2 | 0 | 0.0 | 0.0 | 0 | 0 | 0 | 0 | 0 | 0 | 0 | 0 | 0 | 0 | 0 | 0 | 0 | 0 | 0 | 0 | 0 | 0 | W | 35-14 |
| 01/21 | Jaguars | S | 7 | 3 | 4 | 0.0 | 0.0 | 0 | 0 | 0 | 0 | 0 | 0 | 0 | 0 | 0 | 0 | 0 | 0 | 0 | 0 | 0 | 0 | 0 | 0 | W | 24-20 |
| 02/04 | Eagles | S | 6 | 2 | 4 | 0.0 | 0.0 | 0 | 0 | 0 | 0 | 0 | 0 | 0 | 0 | 0 | 0 | 0 | 0 | 0 | 0 | 0 | 0 | 0 | 0 | L | 33-41 |
| 2017 TOTALS | | 3-3 | 15 | 7 | 8 | 0.0 | 0.0 | 0 | 0 | 0 | 0 | 0 | 0 | 0 | 0 | 0 | 0 | 0 | 0 | 0 | 0 | 0 | 0 | 0 | 0 | 2-1 | |

2016 GAME-BY-GAME POSTSEASON STATISTICS (PATRIOTS)

| DATE | OPPONENT | P/S | TACKLES | | | | | | | INTERCEPTIONS | | | | | O. FUMB | | | ST | | | | MISC | | SCORE | | | |
|--------------------|------------|------------|----------|----------|----------|------------|------------|----------|----------|---------------|----------|----------|----------|----------|----------|----------|----------|----------|----------|----------|----------|----------|----------|----------|----------|------------|--------|
| | | | TK | S | A | SK | YDS | TFL | YDS | QBH | NO | YDS | LG | TD | PD | FF | FR | TD | YDS | TK | S | A | FF | | FR | S | A |
| 01/14 | Texans | S | 3 | 1 | 2 | 0.0 | 0.0 | 0 | 0 | 0 | 0 | 0 | 0 | 0 | 0 | 0 | 0 | 0 | 0 | 0 | 0 | 0 | 0 | 0 | 0 | W | 34-16 |
| 01/22 | Steelers | S | 2 | 2 | 0 | 0.0 | 0.0 | 0 | 0 | 0 | 0 | 0 | 0 | 0 | 0 | 0 | 0 | 0 | 0 | 0 | 0 | 0 | 0 | 0 | 0 | W | 36-17 |
| 02/05 | at Falcons | P | 2 | 2 | 0 | 0.0 | 0.0 | 0 | 0 | 0 | 0 | 0 | 0 | 0 | 0 | 0 | 0 | 0 | 0 | 0 | 0 | 0 | 0 | 0 | 0 | W | 34-28+ |
| 2016 TOTALS | | 3-2 | 7 | 5 | 2 | 0.0 | 0.0 | 0 | 0 | 0 | 0 | 0 | 0 | 0 | 0 | 0 | 0 | 0 | 0 | 0 | 0 | 0 | 0 | 0 | 0 | 3-0 | |

+- Overtime



93

LINEBACKER

MARK ROBINSON

HEIGHT: 5-11

WEIGHT: 235

BORN: August 14, 1999

COLLEGE: Mississippi

BIRTHPLACE: Leesburg, GA

HOW ACQUIRED: D7a '22

NFL EXPERIENCE: 2nd year

PRO CAREER

- ✦ Has played in four games (two starts)
- ✦ Made NFL debut in Week 6 of 2022 (vs. Tampa Bay)
- ✦ Made NFL starting debut in Week 17 of 2022 (at Baltimore)

2022 (STEELERS)

- ✦ Registered eight tackles (three solo) and one tackle on special teams
- ✦ Had a season-high seven tackles in his first career start in Week 17 at Baltimore

TRANSACTIONS

- ✦ Signed a four-year contract with Pittsburgh on May 13, 2022
- ✦ Drafted by the Steelers in the seventh round (241st overall) of the 2022 NFL Draft

COLLEGE

- ✦ Played in 13 games (nine starts) in his only season at Ole Miss (2021)
- ✦ Registered 92 tackles (42 solo), 8.5 tackles for loss, 3.0 sacks and three QB hits
- ✦ Ranked second on the Rebels in tackles and third in TFLs
- ✦ Played two seasons as a running back at Southeast Missouri (2018-19)
- ✦ Saw action in 25 games and rushed for 909 yards and 11 TDs
- ✦ Played one season as a running back at Presbyterian College (2017)
- ✦ Saw action in all 11 games and made two starts as a freshman
- ✦ Gained 332 yards and led the team with five rushing TDs on 75 carries
- ✦ Named Big South Freshman of the Week after rushing for 86 yards and two TDs against Campbell

PERSONAL

- ✦ First-Team all-region selection at Lee County High School
- ✦ Son of Sykie Bradwell
- ✦ Full name is Mark Isaiah Robinson
- ✦ Born August 14, 1999

MARK ROBINSON'S NFL REGULAR SEASON DEFENSIVE STATISTICS

| DATE | TEAM | GP | GS | TACKLES | | | | | | | INTERCEPTIONS | | | | | | | O. FUMB | | | | ST | | | | MISC | |
|-------------------|----------|----------|----------|-----------|----------|----------|----------|----------|------------|------------|---------------|----------|----------|----------|----------|----------|----------|----------|----------|----------|----------|----------|----------|----------|----------|------|---|
| | | | | TK | S | A | SK | YDS | TFL | YDS | QBH | NO | YDS | LG | TD | PD | FF | FR | TD | YDS | TK | S | A | FF | FR | S | A |
| 2022 | Steelers | 4 | 2 | 8 | 3 | 5 | 0 | 0 | 0.0 | 0.0 | 0 | 0 | 0 | 0 | 0 | 0 | 0 | 0 | 0 | 1 | 0 | 1 | 0 | 0 | 0 | 0 | |
| 2023 | Steelers | 5 | 0 | 2 | 2 | 0 | 0 | 0 | 0.0 | 0.0 | 0 | 0 | 0 | 0 | 0 | 0 | 0 | 0 | 2 | 2 | 0 | 0 | 0 | 0 | 0 | | |
| NFL TOTALS | | 9 | 2 | 10 | 5 | 5 | 0 | 0 | 0.0 | 0.0 | 0 | 0 | 0 | 0 | 0 | 0 | 0 | 0 | 3 | 2 | 1 | 0 | 0 | 0 | 0 | | |

SINGLE-GAME HIGHS: DEFENSIVE

- | | | | |
|---------------|--------------------------------------|-----------------------|--------------------------------------|
| Total Tackles | 7 at Baltimore Ravens, Jan 01, 2023 | Special Teams Tackles | 2 at Las Vegas Raiders, Sep 24, 2023 |
| | 2 at Las Vegas Raiders, Sep 24, 2023 | | 1 vs. Cleveland Browns, Jan 08, 2023 |
| Solo Tackles | 2 at Las Vegas Raiders, Sep 24, 2023 | | |
| | 2 at Baltimore Ravens, Jan 01, 2023 | | |


2023 GAME-BY-GAME REGULAR-SEASON STATISTICS (STEELERS)

| DATE | OPPONENT | P/S | TACKLES | | | | | | | INTERCEPTIONS | | | | | | | O. FUMB | | | | ST | | | | MISC | | |
|--------------------|------------|------------|----------|----------|----------|------------|------------|----------|----------|---------------|----------|----------|----------|----------|----------|----------|----------|----------|----------|----------|----------|----------|----------|----------|----------|------------|-------|
| | | | TK | S | A | SK | YDS | TFL | YDS | QBH | NO | YDS | LG | TD | PD | FF | FR | TD | YDS | TK | S | A | FF | FR | S | A | |
| 09/10 | 49ers | P | 0 | 0 | 0 | 0.0 | 0.0 | 0 | 0 | 0 | 0 | 0 | 0 | 0 | 0 | 0 | 0 | 0 | 0 | 0 | 0 | 0 | 0 | 0 | 0 | L | 7-30 |
| 09/18 | Browns | P | 0 | 0 | 0 | 0.0 | 0.0 | 0 | 0 | 0 | 0 | 0 | 0 | 0 | 0 | 0 | 0 | 0 | 0 | 0 | 0 | 0 | 0 | 0 | 0 | W | 26-22 |
| 09/24 | at Raiders | P | 2 | 2 | 0 | 0.0 | 0.0 | 0 | 0 | 0 | 0 | 0 | 0 | 0 | 0 | 0 | 0 | 0 | 2 | 2 | 0 | 0 | 0 | 0 | 0 | W | 23-18 |
| 10/01 | at Texans | P | 0 | 0 | 0 | 0.0 | 0.0 | 0 | 0 | 0 | 0 | 0 | 0 | 0 | 0 | 0 | 0 | 0 | 0 | 0 | 0 | 0 | 0 | 0 | 0 | L | 6-30 |
| 10/08 | Ravens | P | 0 | 0 | 0 | 0.0 | 0.0 | 0 | 0 | 0 | 0 | 0 | 0 | 0 | 0 | 0 | 0 | 0 | 0 | 0 | 0 | 0 | 0 | 0 | 0 | W | 17-10 |
| 2023 TOTALS | | 5-0 | 2 | 2 | 0 | 0.0 | 0.0 | 0 | 0 | 0 | 0 | 0 | 0 | 0 | 0 | 0 | 0 | 0 | 2 | 2 | 0 | 0 | 0 | 0 | 0 | 3-2 | |

2022 GAME-BY-GAME REGULAR-SEASON STATISTICS (STEELERS)

| DATE | OPPONENT | P/S | TACKLES | | | | | | | INTERCEPTIONS | | | | | O. FUMB | | | | ST | | | | MISC | | W/L | SCORE | | |
|--------------------|-------------|------------|----------|----------|----------|------------|------------|----------|----------|---------------|----------|----------|----------|----------|----------|----------|----------|----------|----------|----------|----------|----------|----------|----------|----------|----------|------------|--------|
| | | | TK | S | A | SK | YDS | TFL | YDS | QBH | NO | YDS | LG | TD | PD | FF | FR | TD | YDS | TK | S | A | FF | FR | | | S | A |
| 09/11 | at Bengals | | | | | | | | | | | | | | | | | | | | | | | | | | W | 23-20+ |
| 09/18 | Patriots | | | | | | | | | | | | | | | | | | | | | | | | | | L | 14-17 |
| 09/22 | at Browns | | | | | | | | | | | | | | | | | | | | | | | | | | L | 17-29 |
| 10/02 | Jets | | | | | | | | | | | | | | | | | | | | | | | | | | L | 20-24 |
| 10/09 | at Bills | | | | | | | | | | | | | | | | | | | | | | | | | | L | 3-38 |
| 10/16 | Buccaneers | P | 0 | 0 | 0 | 0.0 | 0.0 | 0 | 0 | 0 | 0 | 0 | 0 | 0 | 0 | 0 | 0 | 0 | 0 | 0 | 0 | 0 | 0 | 0 | 0 | 0 | W | 20-18 |
| 10/23 | at Dolphins | | | | | | | | | | | | | | | | | | | | | | | | | | L | 10-16 |
| 10/30 | at Eagles | | | | | | | | | | | | | | | | | | | | | | | | | | L | 13-35 |
| 11/13 | Saints | | | | | | | | | | | | | | | | | | | | | | | | | | W | 20-10 |
| 11/20 | Bengals | | | | | | | | | | | | | | | | | | | | | | | | | | L | 30-37 |
| 11/28 | at Colts | | | | | | | | | | | | | | | | | | | | | | | | | | W | 24-17 |
| 12/04 | at Falcons | | | | | | | | | | | | | | | | | | | | | | | | | | W | 19-16 |
| 12/11 | Ravens | | | | | | | | | | | | | | | | | | | | | | | | | | L | 14-16 |
| 12/18 | at Panthers | P | 0 | 0 | 0 | 0.0 | 0.0 | 0 | 0 | 0 | 0 | 0 | 0 | 0 | 0 | 0 | 0 | 0 | 0 | 0 | 0 | 0 | 0 | 0 | 0 | 0 | W | 24-16 |
| 12/24 | Raiders | | | | | | | | | | | | | | | | | | | | | | | | | | W | 13-10 |
| 01/01 | at Ravens | S | 7 | 2 | 5 | 0.0 | 0.0 | 0 | 0 | 0 | 0 | 0 | 0 | 0 | 0 | 0 | 0 | 0 | 0 | 0 | 0 | 0 | 0 | 0 | 0 | 0 | W | 16-13 |
| 01/08 | Browns | S | 1 | 1 | 0 | 0.0 | 0.0 | 0 | 0 | 0 | 0 | 0 | 0 | 0 | 0 | 0 | 0 | 0 | 0 | 0 | 0 | 0 | 0 | 0 | 0 | 0 | W | 28-14 |
| 2022 TOTALS | | 4-2 | 8 | 3 | 5 | 0.0 | 0.0 | 0 | 0 | 0 | 0 | 0 | 0 | 0 | 0 | 0 | 0 | 0 | 0 | 0 | 0 | 0 | 0 | 0 | 0 | 0 | 9-8 | |

+ - Overtime



11

WIDE RECEIVER

ALLEN ROBINSON II

HEIGHT: 6-2

WEIGHT: 220


BORN: August 24, 1993

COLLEGE: Penn State

BIRTHPLACE: Detroit, MI

HOW ACQUIRED: TR '23 (LAR)

NFL EXPERIENCE: 10th year



'15

PRO CAREER

- ✦ Has played in 110 career games (105 starts) over nine seasons with Jacksonville (2014-17), Chicago (2018-21) and L.A. Rams (2022)
- ✦ Has recorded 528 career receptions for 6,748 yards (12.8 avg.) and 43 TDs; has at least one reception in all 110 career games
- ✦ His 110 consecutive games with at least one reception is the third-longest active streak to open an NFL career
- ✦ His 110 consecutive games with at least one reception is the sixth-longest active streak in the NFL
- ✦ Among active players in the NFL, ranks 15th in the League in receiving yards, 16th in receptions and 16th in TDs
- ✦ Ranked third in the NFL among wide receivers with 2,397 receiving yards during the 2019 and 2020 seasons (Stefon Diggs 2,665; DeAndre Hopkins 2,572), recording 1,147 yards in 2019 and 1,250 yards in 2020
- ✦ Fifth Bears player ever to post back-to-back 1,000 yard-seasons (2019-20)
- ✦ Tied for first in Bears history with five 10+ reception-games (Brandon Marshall and Alshon Jeffery)
- ✦ Has registered 100 or more receiving yards in 16 games since he entered the league in 2014
- ✦ Has recorded two or more receiving TDs in eight games since he entered the league in 2014, which is tied for the ninth-most over the span
- ✦ Registered four multiple TD games in Jacksonville, which are tied for the second-most in franchise history
- ✦ His 14 TD receptions in 2015 with Jacksonville set the single-season franchise record
- ✦ Captured the 2020 Brian Piccolo Award (veteran) which honors the Bears veteran who best exemplifies Piccolo's courage, loyalty, teamwork, dedication and sense of humor
- ✦ Chicago's 2019 Walter Payton Man of the Year nominee
- ✦ Received Ed Block Courage Award
- ✦ PFWA Media Good Guy award in 2019
- ✦ Selected to the 2015 Pro Bowl and captured the Ed Block Courage Award in Jacksonville
- ✦ Made NFL debut in Week 1 of 2014 (at Philadelphia)
- ✦ Made NFL starting debut in Week 3 of 2014 (vs. Indianapolis)

2022 (RAMS)

- ✦ Played in and started 10 games
- ✦ Registered 33 catches for 339 yards and three TDs before being injured following Week 11
- ✦ Reached 500 career receptions for his career in the first quarter of the Week 2 matchup against Atlanta
- ✦ Became the 160th member of the 500 catch club in NFL history
- ✦ Registered 63 yards on five catches and one TD against the Panthers in Week 6, setting a season-high in receiving yards and breaking a previous high of 53 yards set in Week 2 against the Falcons

2021 (BEARS)

- ✦ Started and played in 12 games, recording 410 receiving yards (10.8 avg.) and one TD
- ✦ Had two receptions for 24 yards and caught an 11-yard touchdown pass in the first quarter of the Week 2 win over the Bengals
- ✦ Logged a season-high 68 receiving yards on four receptions (17.0 avg.) during Monday Night Football at the Steelers in Week 9
- ✦ Inactive for Weeks 11-13 due to injury
- ✦ Converted on a two-point conversion to put the Bears up 14-0 following Damien Williams 23-yard TD reception with 0:31 to go in the first half Week 18 at Minnesota

2020 (BEARS)

- ✦ Led the team with 102 receptions (sixth in the NFL) for 1,250 yards and six TDs
- ✦ In Week 16, he reached 100 receptions on the season for the first time in his career; it marked the first 100-catch season by a Bears player since Matt Forte in 2014 (102) and the first by a WR since Brandon Marshall in 2013 (100)
- ✦ In Week 14, he eclipsed 1,000 yards on the season, becoming the fifth Bears player ever to post back-to-back 1,000-yard campaigns, joining Curtis Conway (1995-96), Marty Booker (2001-02), Brandon Marshall (2012-13), and Alshon Jeffery (2013-14)
- ✦ Joined former WR Brandon Marshall as the only Bears players to surpass season totals of 100 catches and 1,200 receiving yards (Marshall did so twice 2012-13)
- ✦ Had 22 receptions of 20+ yards, which was tied for most in Bears history (Marcus Robinson, 22, 1999)
- ✦ Finished the regular season with a catch of 20+ yards in 14 straight games, the longest such streak in Bears history
- ✦ Recorded two TDs on eight receptions for 74 yards in Week 12 at Green Bay
- ✦ Registered a career-high with 10 catches for 123 yards and a 37-yard TD in the Week 3 win over the Falcons
- ✦ Recorded 10 catches for 90 yards in the Week 5 win over the Buccaneers
- ✦ Registered another 100-yard performance in Week 4 vs. the Colts, catching seven passes for 101 yards, including one TD late in the fourth quarter; eclipsed 5,000 career receiving yards with a 27-yard grab in the second quarter
- ✦ Recorded six catches for 87 yards and a TD in the Week 8 overtime loss to the Saints; became the 17th NFL player in history to hit career totals of at least 400 receptions, 5,000 receiving yards and 35 TDs by their 80th career game

2019 (BEARS)

- ✦ Appeared in 16 games (15 starts), recording 98 receptions for 1,147 yards (11.7 avg) and seven TDs (all team highs)
- ✦ Recorded three 100-yard receiving games, including a season-high 131 in the Week 12 win over the Giants
- ✦ Registered 13 games with at least five catches, including seven games with seven or more
- ✦ Went over the 1,000-yard mark in Week 15 at Green Bay, becoming the first Bears receiver to eclipse 1,000 yards since Alshon Jeffery in 2014
- ✦ His 1,147 total receiving yards marked the second-highest of his career and he joined Brandon Marshall (2012-13) and Marty Booker (2002) as the only Bears to record 95+ receptions and 1,100 yards in a single season

2018 (BEARS)

- ✦ Appeared in 13 games (12 starts), recording 754 yards on 55 receptions (13.7 avg) and four TDs
- ✦ Hauled in 10 receptions in Week 2 vs. Seattle, which matched his career-high; added two TDs vs. Detroit
- ✦ Caught 10 passes for 143 yards in Wild Card playoff game vs. Philadelphia; the 10 receptions tied Matt Forte for most receptions in a postseason game and 143 receiving yards are most all-time in a postseason game in franchise history (passing Willie Gault - 129)

2017 (JAGUARS)

- ✦ Started the opening game, catching one pass for 17 yards before injuring his knee in the first quarter at Houston
- ✦ Placed on Injured Reserve in Week 2 for the remainder of the season

2016 (JAGUARS)

- ✦ Started all 16 games for the Jaguars, catching 73 passes for 883 yards (12.1 avg) and six TDs
- ✦ Recorded two 100+ yard receiving games
- ✦ Registered nine catches for 147 yards in Week 16 win vs. Tennessee
- ✦ Recorded nine receptions for 107 yards in Week 10 loss to Houston

2015 (JAGUARS)

- ✦ Started all 16 games, recording 80 receptions for 1,400 yards (17.5 avg) and 14 TDs
- ✦ His 14 TDs set a single-season franchise record and tied for the NFL lead (Doug Baldwin, Brandon Marshall)
- ✦ Set career-highs in receptions with 10 at Tennessee (12/6), receiving yards (155, vs. Miami 9/15) and receiving TDs (3, at Tennessee 12/6)
- ✦ Caught a career-long 90-yard TD at New Orleans
- ✦ Recorded six 100-yard receiving games, including two games with 150+ yards

2014 (JAGUARS)

- ✦ Played in 10 games (eight starts) as a rookie, recording 48 receptions for 548 yards (11.4 avg) and two TDs
- ✦ Was tied for first among rookies in receptions and fourth in receiving yards at the time of his injury

TRANSACTIONS

- ✦ Traded to the Steelers, along with a seventh-round pick (251st overall) from L.A. Rams, for a seventh-round pick (234th overall) in the 2023 NFL Draft
- ✦ Signed three-year contract with L.A. Rams on March 17, 2022
- ✦ Signed one-year franchise tag with Chicago on March 9, 2021
- ✦ Signed three-year contract with Chicago on March 13, 2018
- ✦ Signed four-year contract with Jacksonville on June 24, 2014
- ✦ Drafted by Jacksonville in the second round (61st overall) of the 2014 NFL Draft

COLLEGE

- ✦ Played in 25 games (24 starts) at Penn State
- ✦ Finished career with 177 receptions for 2,474 yards (14.0 avg) with 17 TDs
- ✦ Ranked second in school history for career receptions
- ✦ Two-time Big Ten Conference Receiver of the Year and earned first-team All-Big Ten honors in back-to-back seasons
- ✦ Third WR in school history to earn first-team All-American honors
- ✦ Led Big Ten in receptions and receiving yards in each of his last two seasons

PERSONAL

- ✦ Played football at St. Mary's Prep in Detroit, Michigan
- ✦ Led team to Michigan Division III state championship game as a senior
- ✦ Recorded 44 receptions for 720 yards as a senior
- ✦ Returned two punts for TDs and added two interceptions
- ✦ Captain of the varsity basketball team

COMMUNITY

- ✦ 2019 Walter Payton Man of the Year nominee (Chicago Bears)
- ✦ Involved in the Chicago community through the team and his "Within Reach Foundation," which aimed to provide educational opportunities and resources to low-income and inner-city Chicago students to help put success within reach
- ✦ Launched the foundation's first Reach for a Book Reading Zone in Chicago at the Gantz Boys & Girls Club
- ✦ Held fundraising event, which raised more than \$135,000 to support his mission
- ✦ Hosted Operation Elf event, during which he visited with 25 kids from Chicago Youth Centers, took them on a shopping spree and gave them each an autographed football
- ✦ Routinely purchased six tickets to home games to be donated to local charities
- ✦ Robinson's Within Reach Foundation: www.allenrobinson12.org

REGULAR SEASON COMPARISON: RECEIVING - LOS ANGELES RAMS

| DATE | OPP | W/L | GP/GS | REC | YDS. | AVG. | TD | LG | TGTS | YAC |
|---------------|------------|-----|-------|-----|------|------|----|----|------|-----|
| 12/9/18 | CHI vs. LA | W | S | 5 | 42 | 8.4 | 0 | 14 | 8 | 25 |
| 11/17/19 | CHI @ LA | L | S | 4 | 15 | 3.8 | 0 | 6 | 6 | 12 |
| 10/26/20 | CHI @ LA | L | S | 4 | 70 | 17.5 | 0 | 42 | 4 | 3 |
| 9/12/21 | CHI @ LA | L | S | 6 | 35 | 5.8 | 0 | 9 | 11 | 10 |
| TOTALS | | 1/3 | 4/4 | 19 | 162 | 8.5 | 0 | 42 | 29 | 50 |

ALLEN ROBINSON II'S NFL REGULAR SEASON RUSHING/RECEIVING STATISTICS

| DATE | TEAM | GP | GS | RECEIVING | | | | | RUSHING | | | | |
|-------------------|----------|------------|------------|------------|--------------|-------------|------------|-----------|----------|-----------|------------|----------|----------|
| | | | | NO. | YDS. | AVG. | LG | TD | NO. | YDS. | AVG. | LG | TD |
| 2014 | Jaguars | 10 | 8 | 48 | 548 | 11.4 | 54 | 2 | 0 | 0 | 0.0 | 0 | 0 |
| 2015 | Jaguars | 16 | 16 | 80 | 1,400 | 17.5 | 90t | 14 | 0 | 0 | 0.0 | 0 | 0 |
| 2016 | Jaguars | 16 | 16 | 73 | 883 | 12.1 | 42 | 6 | 0 | 0 | 0.0 | 0 | 0 |
| 2017 | Jaguars | 1 | 1 | 1 | 17 | 17.0 | 17 | 0 | 0 | 0 | 0.0 | 0 | 0 |
| 2018 | Bears | 13 | 12 | 55 | 754 | 13.7 | 43 | 4 | 1 | 9 | 9.0 | 9 | 0 |
| 2019 | Bears | 16 | 15 | 98 | 1,147 | 11.7 | 49 | 7 | 1 | 2 | 2.0 | 2 | 0 |
| 2020 | Bears | 16 | 16 | 102 | 1,250 | 12.3 | 42 | 6 | 1 | -1 | -1.0 | -1 | 0 |
| 2021 | Bears | 12 | 12 | 38 | 410 | 10.8 | 39 | 1 | 0 | 0 | 0.0 | 0 | 0 |
| 2022 | Rams | 10 | 10 | 33 | 339 | 10.3 | 29 | 3 | 0 | 0 | 0.0 | 0 | 0 |
| 2023 | Steelers | 5 | 5 | 17 | 137 | 8.1 | 31 | 0 | 0 | 0 | 0.0 | 0 | 0 |
| NFL TOTALS | | 115 | 111 | 545 | 6,885 | 12.6 | 90T | 43 | 3 | 10 | 3.3 | 9 | 0 |

ALLEN ROBINSON II'S NFL POSTSEASON RUSHING/RECEIVING STATISTICS

| DATE | TEAM | GP | GS | RECEIVING | | | | | RUSHING | | | | |
|-------------------|---------|----------|----------|-----------|------------|-------------|-----------|----------|----------|----------|------------|----------|----------|
| | | | | NO. | YDS. | AVG. | LG | TD | NO. | YDS. | AVG. | LG | TD |
| 2017 | Jaguars | 0 | 0 | 0 | 0 | 0.0 | 0 | 0 | 0 | 0 | 0.0 | 0 | 0 |
| 2018 | Bears | 1 | 1 | 10 | 143 | 14.3 | 45 | 1 | 0 | 0 | 0.0 | 0 | 0 |
| 2020 | Bears | 1 | 1 | 6 | 55 | 9.2 | 21 | 0 | 0 | 0 | 0.0 | 0 | 0 |
| NFL TOTALS | | 2 | 2 | 16 | 198 | 12.4 | 45 | 1 | 0 | 0 | 0.0 | 0 | 0 |

ALLEN ROBINSON II'S NFL REGULAR SEASON RETURN STATISTICS

| DATE | TEAM | KICKOFF RETURNS | | | | | PUNT RETURNS | | | | | |
|-------------------|----------|-----------------|----------|------------|----------|----------|--------------|----------|----------|------------|----------|----------|
| | | RET. | YDS. | AVG. | LG | TD | NO. | FC | YDS. | AVG. | LG | TD |
| 2014 | Jaguars | 0 | 0 | 0.0 | 0 | 0 | 0 | 0 | 0 | 0.0 | 0 | 0 |
| 2015 | Jaguars | 0 | 0 | 0.0 | 0 | 0 | 0 | 0 | 0 | 0.0 | 0 | 0 |
| 2016 | Jaguars | 0 | 0 | 0.0 | 0 | 0 | 0 | 0 | 0 | 0.0 | 0 | 0 |
| 2017 | Jaguars | 0 | 0 | 0.0 | 0 | 0 | 0 | 0 | 0 | 0.0 | 0 | 0 |
| 2018 | Bears | 0 | 0 | 0.0 | 0 | 0 | 0 | 0 | 0 | 0.0 | 0 | 0 |
| 2019 | Bears | 0 | 0 | 0.0 | 0 | 0 | 0 | 0 | 0 | 0.0 | 0 | 0 |
| 2020 | Bears | 0 | 0 | 0.0 | 0 | 0 | 0 | 0 | 0 | 0.0 | 0 | 0 |
| 2021 | Bears | 0 | 0 | 0.0 | 0 | 0 | 0 | 0 | 0 | 0.0 | 0 | 0 |
| 2022 | Rams | 0 | 0 | 0.0 | 0 | 0 | 0 | 0 | 0 | 0.0 | 0 | 0 |
| 2023 | Steelers | 0 | 0 | 0.0 | 0 | 0 | 0 | 0 | 0 | 0.0 | 0 | 0 |
| NFL TOTALS | | 0 | 0 | 0.0 | 0 | 0 | 0 | 0 | 0 | 0.0 | 0 | 0 |

ALLEN ROBINSON II'S NFL POSTSEASON RETURN STATISTICS

| DATE | TEAM | KICKOFF RETURNS | | | | | PUNT RETURNS | | | | | |
|-------------------|---------|-----------------|----------|------------|----------|----------|--------------|----------|----------|------------|----------|----------|
| | | RET. | YDS. | AVG. | LG | TD | NO. | FC | YDS. | AVG. | LG | TD |
| 2017 | Jaguars | 0 | 0 | 0.0 | 0 | 0 | 0 | 0 | 0 | 0.0 | 0 | 0 |
| 2018 | Bears | 0 | 0 | 0.0 | 0 | 0 | 0 | 0 | 0 | 0.0 | 0 | 0 |
| 2020 | Bears | 0 | 0 | 0.0 | 0 | 0 | 0 | 0 | 0 | 0.0 | 0 | 0 |
| NFL TOTALS | | 0 | 0 | 0.0 | 0 | 0 | 0 | 0 | 0 | 0.0 | 0 | 0 |

SINGLE-GAME HIGHS: RUSHING/RECEIVING

| | | | |
|-------------------|---|-----------------------|---|
| Rush Attempts | 1 at Detroit Lions, Sep 13, 2020 1 at Minnesota Vikings, Dec 29, 2019 ...1 more at 1. | Longest Receptions | 90t at New Orleans Saints, Dec 27, 2015 54 at Washington Redskins, Sep 14, 2014 |
| Rushing Yards | 9 at San Francisco 49ers, Dec 23, 2018 2 at Minnesota Vikings, Dec 29, 2019 | Receiving TDs | 3 at Tennessee Titans, Dec 06, 2015 2 at Green Bay Packers, Nov 29, 2020 ...6 more at 2. |
| Longest Runs | 9 at San Francisco 49ers, Dec 23, 2018 2 at Minnesota Vikings, Dec 29, 2019 | All-Purpose Yards | 155 vs. Miami Dolphins, Sep 20, 2015 153 at Tennessee Titans, Dec 06, 2015 |
| Receptions | 10 at Jacksonville Jaguars, Dec 27, 2020 10 vs. Tampa Bay Buccaneers, Oct 08, 2020 ...4 more at 10. | Most TDs | 3 at Tennessee Titans, Dec 06, 2015 2 at Green Bay Packers, Nov 29, 2020 ...6 more at 2. |
| Receiving Yards | 155 vs. Miami Dolphins, Sep 20, 2015 153 at Tennessee Titans, Dec 06, 2015 | Miscellaneous Tackles | 1 vs. New York Giants, Jan 02, 2022 1 at Tampa Bay Buccaneers, Oct 24, 2021 ...7 more at 1. |
| Receiving Average | 25.8 vs. Miami Dolphins, Sep 20, 2015 25.2 at New Orleans Saints, Dec 27, 2015 | | |

SINGLE-GAME HIGHS - POSTSEASON: RECEIVING

| | | | |
|--------------------|---|-------------------|---|
| Receptions | 10 vs. Philadelphia Eagles, Jan 06, 2019 6 at New Orleans Saints, Jan 10, 2021 | Receiving TDs | 1 vs. Philadelphia Eagles, Jan 06, 2019 |
| Receiving Yards | 143 vs. Philadelphia Eagles, Jan 06, 2019 55 at New Orleans Saints, Jan 10, 2021 | All-Purpose Yards | 143 vs. Philadelphia Eagles, Jan 06, 2019 55 at New Orleans Saints, Jan 10, 2021 |
| Receiving Average | 14.3 vs. Philadelphia Eagles, Jan 06, 2019 9.2 at New Orleans Saints, Jan 10, 2021 | Most TDs | 1 vs. Philadelphia Eagles, Jan 06, 2019 |
| Longest Receptions | 45 vs. Philadelphia Eagles, Jan 06, 2019 25 vs. Philadelphia Eagles, Jan 06, 2019 22t vs. Philadelphia Eagles, Jan 06, 2019 21 at New Orleans Saints, Jan 10, 2021 15 at New Orleans Saints, Jan 10, 2021 | | |

100-YARD RECEIVING GAMES (16): REGULAR SEASON

| DATE | TEAM | NO. | YDS. | AVG. | LG | TD |
|----------|------------|-----|------|------|-----|----|
| 09/20/15 | DOLPHINS | 6 | 155 | 25.8 | 52 | 2 |
| 11/08/15 | at Jets | 6 | 121 | 20.2 | 44 | 0 |
| 11/19/15 | TITANS | 5 | 113 | 22.6 | 38 | 0 |
| 12/06/15 | at Titans | 10 | 153 | 15.3 | 44 | 3 |
| 12/27/15 | at Saints | 6 | 151 | 25.2 | 90t | 1 |
| 01/03/16 | at Texans | 5 | 108 | 21.6 | 36 | 0 |
| 11/13/16 | TEXANS | 9 | 107 | 11.9 | 19 | 1 |
| 12/24/16 | TITANS | 9 | 147 | 16.3 | 37 | 0 |
| 11/11/18 | LIONS | 6 | 133 | 22.2 | 36t | 2 |
| 09/05/19 | PACKERS | 7 | 102 | 14.6 | 27 | 0 |
| 11/24/19 | GIANTS | 6 | 131 | 21.8 | 49 | 1 |
| 12/15/19 | at Packers | 7 | 125 | 17.9 | 34 | 0 |
| 09/27/20 | at Falcons | 10 | 123 | 12.3 | 37t | 1 |
| 10/04/20 | COLTS | 7 | 101 | 14.4 | 27 | 1 |
| 12/13/20 | TEXANS | 9 | 123 | 13.7 | 35 | 1 |
| 12/27/20 | at Jaguars | 10 | 103 | 10.3 | 21 | 0 |

100-YARD RECEIVING GAMES (1): POSTSEASON

| DATE | TEAM | NO. | YDS. | AVG. | LG | TD |
|----------|--------|-----|------|------|----|----|
| 01/06/19 | EAGLES | 10 | 143 | 14.3 | 45 | 1 |

2023 GAME-BY-GAME REGULAR-SEASON STATISTICS (STEELERS)

| DATE | OPPONENT | P/S | RECEIVING | | | | | RUSHING | | | | | W/L | SCORE |
|-------------|------------|-----|-----------|------|------|----|----|---------|------|------|----|----|-----|-------|
| | | | NO. | YDS. | AVG. | LG | TD | NO. | YDS. | AVG. | LG | TD | | |
| 09/10 | 49ers | S | 5 | 64 | 12.8 | 31 | 0 | 0 | 0 | 0.0 | 0 | 0 | L | 7-30 |
| 09/18 | Browns | S | 2 | 12 | 6.0 | 7 | 0 | 0 | 0 | 0.0 | 0 | 0 | W | 26-22 |
| 09/24 | at Raiders | S | 4 | 24 | 6.0 | 8 | 0 | 0 | 0 | 0.0 | 0 | 0 | W | 23-18 |
| 10/01 | at Texans | S | 1 | 8 | 8.0 | 8 | 0 | 0 | 0 | 0.0 | 0 | 0 | L | 6-30 |
| 10/08 | Ravens | S | 5 | 29 | 5.8 | 10 | 0 | 0 | 0 | 0.0 | 0 | 0 | W | 17-10 |
| 2023 TOTALS | 5-5 | | 17 | 137 | 8.1 | 31 | 0 | 0 | 0 | 0.0 | 0 | 0 | 3-2 | |

2022 GAME-BY-GAME REGULAR-SEASON STATISTICS (RAMS)

| DATE | OPPONENT | P/S | RECEIVING | | | | | RUSHING | | | | | W/L | SCORE |
|-------------|---------------|-----|-----------|------|------|----|----|---------|------|------|----|----|------|--------|
| | | | NO. | YDS. | AVG. | LG | TD | NO. | YDS. | AVG. | LG | TD | | |
| 09/08 | Bills | S | 1 | 12 | 12.0 | 12 | 0 | 0 | 0 | 0.0 | 0 | 0 | L | 10-31 |
| 09/18 | Falcons | S | 4 | 53 | 13.3 | 29 | 1 | 0 | 0 | 0.0 | 0 | 0 | W | 31-27 |
| 09/25 | at Cardinals | S | 2 | 23 | 11.5 | 15 | 0 | 0 | 0 | 0.0 | 0 | 0 | W | 20-12 |
| 10/03 | at 49ers | S | 2 | 7 | 3.5 | 5 | 0 | 0 | 0 | 0.0 | 0 | 0 | L | 9-24 |
| 10/09 | Cowboys | S | 3 | 12 | 4.0 | 6 | 0 | 0 | 0 | 0.0 | 0 | 0 | L | 10-22 |
| 10/16 | Panthers | S | 5 | 63 | 12.6 | 22 | 1 | 0 | 0 | 0.0 | 0 | 0 | W | 24-10 |
| 10/30 | 49ers | S | 5 | 54 | 10.8 | 23 | 0 | 0 | 0 | 0.0 | 0 | 0 | L | 14-31 |
| 11/06 | at Buccaneers | S | 3 | 24 | 8.0 | 15 | 0 | 0 | 0 | 0.0 | 0 | 0 | L | 13-16 |
| 11/13 | Cardinals | S | 4 | 44 | 11.0 | 14 | 0 | 0 | 0 | 0.0 | 0 | 0 | L | 17-27 |
| 11/20 | at Saints | S | 4 | 47 | 11.8 | 17 | 1 | 0 | 0 | 0.0 | 0 | 0 | L | 20-27 |
| 11/27 | at Chiefs | | | | | | | | | | | | L | 10-26 |
| 12/04 | Seahawks | | | | | | | | | | | | L | 23-27 |
| 12/08 | Raiders | | | | | | | | | | | | W | 17-16 |
| 12/19 | at Packers | | | | | | | | | | | | L | 12-24 |
| 12/25 | Broncos | | | | | | | | | | | | W | 51-14 |
| 01/01 | at Chargers | | | | | | | | | | | | L | 10-31 |
| 01/08 | at Seahawks | | | | | | | | | | | | L | 16-19+ |
| 2022 TOTALS | 10-10 | | 33 | 339 | 10.3 | 29 | 3 | 0 | 0 | 0.0 | 0 | 0 | 5-12 | |

+ - Overtime

2021 GAME-BY-GAME REGULAR-SEASON STATISTICS (BEARS)

| DATE | OPPONENT | P/S | RECEIVING | | | | | RUSHING | | | | | W/L | SCORE |
|-------------|---------------|-----|-----------|------|------|----|----|---------|------|------|----|----|------|-------|
| | | | NO. | YDS. | AVG. | LG | TD | NO. | YDS. | AVG. | LG | TD | | |
| 09/12 | at Rams | S | 6 | 35 | 5.8 | 9 | 0 | 0 | 0 | 0.0 | 0 | 0 | L | 14-34 |
| 09/19 | Bengals | S | 2 | 24 | 12.0 | 13 | 1 | 0 | 0 | 0.0 | 0 | 0 | W | 20-17 |
| 09/26 | at Browns | S | 2 | 27 | 13.5 | 18 | 0 | 0 | 0 | 0.0 | 0 | 0 | L | 6-26 |
| 10/03 | Lions | S | 3 | 63 | 21.0 | 28 | 0 | 0 | 0 | 0.0 | 0 | 0 | W | 24-14 |
| 10/10 | at Raiders | S | 4 | 32 | 8.0 | 12 | 0 | 0 | 0 | 0.0 | 0 | 0 | W | 20-9 |
| 10/17 | Packers | S | 4 | 53 | 13.3 | 20 | 0 | 0 | 0 | 0.0 | 0 | 0 | L | 14-24 |
| 10/24 | at Buccaneers | S | 2 | 16 | 8.0 | 12 | 0 | 0 | 0 | 0.0 | 0 | 0 | L | 3-38 |
| 10/31 | 49ers | S | 3 | 21 | 7.0 | 10 | 0 | 0 | 0 | 0.0 | 0 | 0 | L | 22-33 |
| 11/08 | at Steelers | S | 4 | 68 | 17.0 | 39 | 0 | 0 | 0 | 0.0 | 0 | 0 | L | 27-29 |
| 11/21 | Ravens | | | | | | | | | | | | L | 13-16 |
| 11/25 | at Lions | | | | | | | | | | | | W | 16-14 |
| 12/05 | Cardinals | | | | | | | | | | | | L | 22-33 |
| 12/12 | at Packers | S | 2 | 14 | 7.0 | 8 | 0 | 0 | 0 | 0.0 | 0 | 0 | L | 30-45 |
| 12/20 | Vikings | | | | | | | | | | | | L | 9-17 |
| 12/26 | at Seahawks | | | | | | | | | | | | W | 25-24 |
| 01/02 | Giants | S | 4 | 35 | 8.8 | 13 | 0 | 0 | 0 | 0.0 | 0 | 0 | W | 29-3 |
| 01/09 | at Vikings | S | 2 | 22 | 11.0 | 16 | 0 | 0 | 0 | 0.0 | 0 | 0 | L | 17-31 |
| 2021 TOTALS | 12-12 | | 38 | 410 | 10.8 | 39 | 1 | 0 | 0 | 0.0 | 0 | 0 | 6-11 | |

2020 GAME-BY-GAME REGULAR-SEASON STATISTICS (BEARS)

| DATE | OPPONENT | P/S | RECEIVING | | | | | RUSHING | | | | | W/L | SCORE |
|--------------------|-------------|--------------|------------|--------------|-------------|-----------|----------|----------|-----------|-------------|-----------|----------|------------|--------|
| | | | NO. | YDS. | AVG. | LG | TD | NO. | YDS. | AVG. | LG | TD | | |
| 09/13 | at Lions | S | 5 | 74 | 14.8 | 22 | 0 | 1 | -1 | -1.0 | -1 | 0 | W | 27-23 |
| 09/20 | Giants | S | 3 | 33 | 11.0 | 17 | 0 | 0 | 0 | 0.0 | 0 | 0 | W | 17-13 |
| 09/27 | at Falcons | S | 10 | 123 | 12.3 | 37t | 1 | 0 | 0 | 0.0 | 0 | 0 | W | 30-26 |
| 10/04 | Colts | S | 7 | 101 | 14.4 | 27 | 1 | 0 | 0 | 0.0 | 0 | 0 | L | 11-19 |
| 10/08 | Buccaneers | S | 10 | 90 | 9.0 | 24 | 0 | 0 | 0 | 0.0 | 0 | 0 | W | 20-19 |
| 10/18 | at Panthers | S | 5 | 53 | 10.6 | 23 | 0 | 0 | 0 | 0.0 | 0 | 0 | W | 23-16 |
| 10/26 | at Rams | S | 4 | 70 | 17.5 | 42 | 0 | 0 | 0 | 0.0 | 0 | 0 | L | 10-24 |
| 11/01 | Saints | S | 6 | 87 | 14.5 | 28 | 1 | 0 | 0 | 0.0 | 0 | 0 | L | 23-26+ |
| 11/08 | at Titans | S | 7 | 81 | 11.6 | 27 | 0 | 0 | 0 | 0.0 | 0 | 0 | L | 17-24 |
| 11/16 | Vikings | S | 6 | 43 | 7.2 | 24 | 0 | 0 | 0 | 0.0 | 0 | 0 | L | 13-19 |
| 11/29 | at Packers | S | 8 | 74 | 9.3 | 20 | 2 | 0 | 0 | 0.0 | 0 | 0 | L | 25-41 |
| 12/06 | Lions | S | 6 | 75 | 12.5 | 21 | 0 | 0 | 0 | 0.0 | 0 | 0 | L | 30-34 |
| 12/13 | Texans | S | 9 | 123 | 13.7 | 35 | 1 | 0 | 0 | 0.0 | 0 | 0 | W | 36-7 |
| 12/20 | at Vikings | S | 4 | 83 | 20.8 | 35 | 0 | 0 | 0 | 0.0 | 0 | 0 | W | 33-27 |
| 12/27 | at Jaguars | S | 10 | 103 | 10.3 | 21 | 0 | 0 | 0 | 0.0 | 0 | 0 | W | 41-17 |
| 01/03 | Packers | S | 2 | 37 | 18.5 | 23 | 0 | 0 | 0 | 0.0 | 0 | 0 | L | 16-35 |
| 2020 TOTALS | | 16-16 | 102 | 1,250 | 12.3 | 42 | 6 | 1 | -1 | -1.0 | -1 | 0 | 8-8 | |

+ - Overtime

2019 GAME-BY-GAME REGULAR-SEASON STATISTICS (BEARS)

| DATE | OPPONENT | P/S | RECEIVING | | | | | RUSHING | | | | | W/L | SCORE |
|--------------------|-------------|--------------|-----------|--------------|-------------|-----------|----------|----------|----------|------------|----------|----------|------------|-------|
| | | | NO. | YDS. | AVG. | LG | TD | NO. | YDS. | AVG. | LG | TD | | |
| 09/05 | Packers | P | 7 | 102 | 14.6 | 27 | 0 | 0 | 0 | 0.0 | 0 | 0 | L | 3-10 |
| 09/15 | at Broncos | S | 4 | 41 | 10.3 | 25 | 0 | 0 | 0 | 0.0 | 0 | 0 | W | 16-14 |
| 09/23 | at Redskins | S | 6 | 60 | 10.0 | 14 | 0 | 0 | 0 | 0.0 | 0 | 0 | W | 31-15 |
| 09/29 | Vikings | S | 7 | 77 | 11.0 | 25 | 0 | 0 | 0 | 0.0 | 0 | 0 | W | 16-6 |
| 10/06 | at Raiders | S | 7 | 97 | 13.9 | 32 | 2 | 0 | 0 | 0.0 | 0 | 0 | L | 21-24 |
| 10/20 | Saints | S | 10 | 87 | 8.7 | 17 | 1 | 0 | 0 | 0.0 | 0 | 0 | L | 25-36 |
| 10/27 | Chargers | S | 5 | 62 | 12.4 | 31 | 0 | 0 | 0 | 0.0 | 0 | 0 | L | 16-17 |
| 11/03 | at Eagles | S | 1 | 6 | 6.0 | 6 | 0 | 0 | 0 | 0.0 | 0 | 0 | L | 14-22 |
| 11/10 | Lions | S | 6 | 86 | 14.3 | 33 | 0 | 0 | 0 | 0.0 | 0 | 0 | W | 20-13 |
| 11/17 | at Rams | S | 4 | 15 | 3.8 | 6 | 0 | 0 | 0 | 0.0 | 0 | 0 | L | 7-17 |
| 11/24 | Giants | S | 6 | 131 | 21.8 | 49 | 1 | 0 | 0 | 0.0 | 0 | 0 | W | 19-14 |
| 11/28 | at Lions | S | 8 | 86 | 10.8 | 16 | 1 | 0 | 0 | 0.0 | 0 | 0 | W | 24-20 |
| 12/05 | Cowboys | S | 5 | 48 | 9.6 | 22 | 2 | 0 | 0 | 0.0 | 0 | 0 | W | 31-24 |
| 12/15 | at Packers | S | 7 | 125 | 17.9 | 34 | 0 | 0 | 0 | 0.0 | 0 | 0 | L | 13-21 |
| 12/22 | Chiefs | S | 6 | 53 | 8.8 | 17 | 0 | 0 | 0 | 0.0 | 0 | 0 | L | 3-26 |
| 12/29 | at Vikings | S | 9 | 71 | 7.9 | 18 | 0 | 1 | 2 | 2.0 | 2 | 0 | W | 21-19 |
| 2019 TOTALS | | 16-15 | 98 | 1,147 | 11.7 | 49 | 7 | 1 | 2 | 2.0 | 2 | 0 | 8-8 | |

2018 GAME-BY-GAME REGULAR-SEASON STATISTICS (BEARS)

| DATE | OPPONENT | P/S | RECEIVING | | | | | RUSHING | | | | | W/L | SCORE |
|--------------------|--------------|--------------|-----------|------------|-------------|-----------|----------|----------|----------|------------|----------|----------|-------------|--------|
| | | | NO. | YDS. | AVG. | LG | TD | NO. | YDS. | AVG. | LG | TD | | |
| 09/09 | at Packers | P | 4 | 61 | 15.3 | 33 | 0 | 0 | 0 | 0.0 | 0 | 0 | L | 23-24 |
| 09/17 | Seahawks | S | 10 | 83 | 8.3 | 14 | 0 | 0 | 0 | 0.0 | 0 | 0 | W | 24-17 |
| 09/23 | at Cardinals | S | 3 | 50 | 16.7 | 39 | 0 | 0 | 0 | 0.0 | 0 | 0 | W | 16-14 |
| 09/30 | Buccaneers | S | 2 | 23 | 11.5 | 14t | 1 | 0 | 0 | 0.0 | 0 | 0 | W | 48-10 |
| 10/14 | at Dolphins | S | 5 | 64 | 12.8 | 21 | 1 | 0 | 0 | 0.0 | 0 | 0 | L | 28-31+ |
| 10/21 | Patriots | S | 1 | 4 | 4.0 | 4 | 0 | 0 | 0 | 0.0 | 0 | 0 | L | 31-38 |
| 10/28 | Jets | | | | | | | | | | | | W | 24-10 |
| 11/04 | at Bills | | | | | | | | | | | | W | 41-9 |
| 11/11 | Lions | S | 6 | 133 | 22.2 | 36t | 2 | 0 | 0 | 0.0 | 0 | 0 | W | 34-22 |
| 11/18 | Vikings | S | 3 | 39 | 13.0 | 17 | 0 | 0 | 0 | 0.0 | 0 | 0 | W | 25-20 |
| 11/22 | at Lions | S | 2 | 37 | 18.5 | 29 | 0 | 0 | 0 | 0.0 | 0 | 0 | W | 23-16 |
| 12/02 | at Giants | S | 5 | 79 | 15.8 | 30 | 0 | 0 | 0 | 0.0 | 0 | 0 | L | 27-30+ |
| 12/09 | Rams | S | 5 | 42 | 8.4 | 14 | 0 | 0 | 0 | 0.0 | 0 | 0 | W | 15-6 |
| 12/16 | Packers | S | 3 | 54 | 18.0 | 30 | 0 | 0 | 0 | 0.0 | 0 | 0 | W | 24-17 |
| 12/23 | at 49ers | S | 6 | 85 | 14.2 | 43 | 0 | 1 | 9 | 9.0 | 9 | 0 | W | 14-9 |
| 12/30 | at Vikings | | | | | | | | | | | | W | 24-10 |
| 2018 TOTALS | | 13-12 | 55 | 754 | 13.7 | 43 | 4 | 1 | 9 | 9.0 | 9 | 0 | 12-4 | |

+ - Overtime

2017 GAME-BY-GAME REGULAR-SEASON STATISTICS (JAGUARS)

| DATE | OPPONENT | P/S | RECEIVING | | | | | RUSHING | | | | | W/L | SCORE |
|--------------------|--------------|------------|-----------|-----------|-------------|-----------|----------|----------|----------|------------|----------|----------|-------------|--------|
| | | | NO. | YDS. | AVG. | LG | TD | NO. | YDS. | AVG. | LG | TD | | |
| 09/10 | at Texans | S | 1 | 17 | 17.0 | 17 | 0 | 0 | 0 | 0.0 | 0 | 0 | W | 29-7 |
| 09/17 | Titans | | | | | | | | | | | | L | 16-37 |
| 09/24 | Ravens | | | | | | | | | | | | W | 44-7 |
| 10/01 | at Jets | | | | | | | | | | | | L | 20-23+ |
| 10/08 | at Steelers | | | | | | | | | | | | W | 30-9 |
| 10/15 | Rams | | | | | | | | | | | | L | 17-27 |
| 10/22 | at Colts | | | | | | | | | | | | W | 27-0 |
| 11/05 | Bengals | | | | | | | | | | | | W | 23-7 |
| 11/12 | Chargers | | | | | | | | | | | | W | 20-17+ |
| 11/19 | at Browns | | | | | | | | | | | | W | 19-7 |
| 11/26 | at Cardinals | | | | | | | | | | | | L | 24-27 |
| 12/03 | Colts | | | | | | | | | | | | W | 30-10 |
| 12/10 | Seahawks | | | | | | | | | | | | W | 30-24 |
| 12/17 | Texans | | | | | | | | | | | | W | 45-7 |
| 12/24 | at 49ers | | | | | | | | | | | | L | 33-44 |
| 12/31 | at Titans | | | | | | | | | | | | L | 10-15 |
| 2017 TOTALS | | 1-1 | 1 | 17 | 17.0 | 17 | 0 | 0 | 0 | 0.0 | 0 | 0 | 10-6 | |

+ - Overtime

2016 GAME-BY-GAME REGULAR-SEASON STATISTICS (JAGUARS)

| DATE | OPPONENT | P/S | RECEIVING | | | | | RUSHING | | | | | W/L | SCORE |
|--------------------|-------------|--------------|-----------|------------|-------------|-----------|----------|----------|----------|------------|----------|----------|-------------|-------|
| | | | NO. | YDS. | AVG. | LG | TD | NO. | YDS. | AVG. | LG | TD | | |
| 09/11 | Packers | S | 6 | 72 | 12.0 | 22 | 0 | 0 | 0 | 0.0 | 0 | 0 | L | 23-27 |
| 09/18 | at Chargers | S | 3 | 54 | 18.0 | 35 | 0 | 0 | 0 | 0.0 | 0 | 0 | L | 14-38 |
| 09/25 | Ravens | S | 7 | 57 | 8.1 | 14 | 2 | 0 | 0 | 0.0 | 0 | 0 | L | 17-19 |
| 10/02 | Colts | S | 5 | 55 | 11.0 | 17 | 1 | 0 | 0 | 0.0 | 0 | 0 | W | 30-27 |
| 10/16 | at Bears | S | 3 | 49 | 16.3 | 18 | 0 | 0 | 0 | 0.0 | 0 | 0 | W | 17-16 |
| 10/23 | Raiders | S | 2 | 9 | 4.5 | 5 | 0 | 0 | 0 | 0.0 | 0 | 0 | L | 16-33 |
| 10/27 | at Titans | S | 6 | 70 | 11.7 | 21 | 0 | 0 | 0 | 0.0 | 0 | 0 | L | 22-36 |
| 11/06 | at Chiefs | S | 7 | 76 | 10.9 | 20 | 1 | 0 | 0 | 0.0 | 0 | 0 | L | 14-19 |
| 11/13 | Texans | S | 9 | 107 | 11.9 | 19 | 1 | 0 | 0 | 0.0 | 0 | 0 | L | 21-24 |
| 11/20 | at Lions | S | 3 | 18 | 6.0 | 11 | 1 | 0 | 0 | 0.0 | 0 | 0 | L | 19-26 |
| 11/27 | at Bills | S | 2 | 24 | 12.0 | 24 | 0 | 0 | 0 | 0.0 | 0 | 0 | L | 21-28 |
| 12/04 | Broncos | S | 3 | 31 | 10.3 | 21 | 0 | 0 | 0 | 0.0 | 0 | 0 | L | 10-20 |
| 12/11 | Vikings | S | 1 | 17 | 17.0 | 17 | 0 | 0 | 0 | 0.0 | 0 | 0 | L | 16-25 |
| 12/18 | at Texans | S | 2 | 15 | 7.5 | 9 | 0 | 0 | 0 | 0.0 | 0 | 0 | L | 20-21 |
| 12/24 | Titans | S | 9 | 147 | 16.3 | 37 | 0 | 0 | 0 | 0.0 | 0 | 0 | W | 38-17 |
| 01/01 | at Colts | S | 5 | 82 | 16.4 | 42 | 0 | 0 | 0 | 0.0 | 0 | 0 | L | 20-24 |
| 2016 TOTALS | | 16-16 | 73 | 883 | 12.1 | 42 | 6 | 0 | 0 | 0.0 | 0 | 0 | 3-13 | |

2015 GAME-BY-GAME REGULAR-SEASON STATISTICS (JAGUARS)

| DATE | OPPONENT | P/S | RECEIVING | | | | | RUSHING | | | | | W/L | SCORE |
|--------------------|---------------|--------------|-----------|--------------|-------------|------------|-----------|----------|----------|------------|----------|----------|-------------|--------|
| | | | NO. | YDS. | AVG. | LG | TD | NO. | YDS. | AVG. | LG | TD | | |
| 09/13 | Panthers | S | 1 | 27 | 27.0 | 27 | 0 | 0 | 0 | 0.0 | 0 | 0 | L | 9-20 |
| 09/20 | Dolphins | S | 6 | 155 | 25.8 | 52 | 2 | 0 | 0 | 0.0 | 0 | 0 | W | 23-20 |
| 09/27 | at Patriots | S | 4 | 68 | 17.0 | 37 | 0 | 0 | 0 | 0.0 | 0 | 0 | L | 17-51 |
| 10/04 | at Colts | S | 4 | 80 | 20.0 | 48 | 0 | 0 | 0 | 0.0 | 0 | 0 | L | 13-16+ |
| 10/11 | at Buccaneers | S | 7 | 72 | 10.3 | 21 | 2 | 0 | 0 | 0.0 | 0 | 0 | L | 31-38 |
| 10/18 | Texans | S | 6 | 86 | 14.3 | 25 | 1 | 0 | 0 | 0.0 | 0 | 0 | L | 20-31 |
| 10/25 | Bills | S | 6 | 98 | 16.3 | 23 | 1 | 0 | 0 | 0.0 | 0 | 0 | W | 34-31 |
| 11/08 | at Jets | S | 6 | 121 | 20.2 | 44 | 0 | 0 | 0 | 0.0 | 0 | 0 | L | 23-28 |
| 11/15 | at Ravens | S | 5 | 51 | 10.2 | 16 | 1 | 0 | 0 | 0.0 | 0 | 0 | W | 22-20 |
| 11/19 | Titans | S | 5 | 113 | 22.6 | 38 | 0 | 0 | 0 | 0.0 | 0 | 0 | W | 19-13 |
| 11/29 | Chargers | S | 5 | 56 | 11.2 | 25 | 1 | 0 | 0 | 0.0 | 0 | 0 | L | 25-31 |
| 12/06 | at Titans | S | 10 | 153 | 15.3 | 44 | 3 | 0 | 0 | 0.0 | 0 | 0 | L | 39-42 |
| 12/13 | Colts | S | 1 | 4 | 4.0 | 4t | 1 | 0 | 0 | 0.0 | 0 | 0 | W | 51-16 |
| 12/20 | Falcons | S | 3 | 57 | 19.0 | 25 | 1 | 0 | 0 | 0.0 | 0 | 0 | L | 17-23 |
| 12/27 | at Saints | S | 6 | 151 | 25.2 | 90t | 1 | 0 | 0 | 0.0 | 0 | 0 | L | 27-38 |
| 01/03 | at Texans | S | 5 | 108 | 21.6 | 36 | 0 | 0 | 0 | 0.0 | 0 | 0 | L | 6-30 |
| 2015 TOTALS | | 16-16 | 80 | 1,400 | 17.5 | 90T | 14 | 0 | 0 | 0.0 | 0 | 0 | 5-11 | |

+ - Overtime

2014 GAME-BY-GAME REGULAR-SEASON STATISTICS (JAGUARS)

| DATE | OPPONENT | P/S | RECEIVING | | | | | RUSHING | | | | | W/L | SCORE |
|--------------------|-------------|-------------|-----------|------------|-------------|-----------|----------|----------|----------|------------|----------|----------|------------|-------|
| | | | NO. | YDS. | AVG. | LG | TD | NO. | YDS. | AVG. | LG | TD | | |
| 09/07 | at Eagles | P | 1 | 0 | 0.0 | 0 | 0 | 0 | 0.0 | 0 | 0 | L | 17-34 | |
| 09/14 | at Redskins | P | 4 | 75 | 18.8 | 54 | 0 | 0 | 0.0 | 0 | 0 | L | 10-41 | |
| 09/21 | Colts | S | 7 | 79 | 11.3 | 21 | 0 | 0 | 0.0 | 0 | 0 | L | 17-44 | |
| 09/28 | at Chargers | S | 5 | 38 | 7.6 | 14 | 0 | 0 | 0.0 | 0 | 0 | L | 14-33 | |
| 10/05 | Steelers | S | 5 | 51 | 10.2 | 17 | 0 | 0 | 0.0 | 0 | 0 | L | 9-17 | |
| 10/12 | at Titans | S | 8 | 68 | 8.5 | 15 | 0 | 0 | 0.0 | 0 | 0 | L | 14-16 | |
| 10/19 | Browns | S | 4 | 60 | 15.0 | 31t | 1 | 0 | 0.0 | 0 | 0 | W | 24-6 | |
| 10/26 | Dolphins | S | 5 | 82 | 16.4 | 48t | 1 | 0 | 0.0 | 0 | 0 | L | 13-27 | |
| 11/02 | at Bengals | S | 4 | 35 | 8.8 | 13 | 0 | 0 | 0.0 | 0 | 0 | L | 23-33 | |
| 11/09 | Cowboys | S | 5 | 60 | 12.0 | 31 | 0 | 0 | 0.0 | 0 | 0 | L | 17-31 | |
| 2014 TOTALS | | 10-8 | 48 | 548 | 11.4 | 54 | 2 | 0 | 0 | 0.0 | 0 | 0 | 1-9 | |

2020 GAME-BY-GAME POSTSEASON STATISTICS (BEARS)


| DATE | OPPONENT | P/S | RECEIVING | | | | | RUSHING | | | | | W/L | SCORE |
|--------------------|-----------|------------|-----------|-----------|------------|-----------|----------|----------|------------|----------|----------|------------|------|-------|
| | | | NO. | YDS. | AVG. | LG | TD | NO. | YDS. | AVG. | LG | TD | | |
| 01/10 | at Saints | S | 6 | 55 | 9.2 | 21 | 0 | 0 | 0.0 | 0 | 0 | L | 9-21 | |
| 2020 TOTALS | | 1-1 | 6 | 55 | 9.2 | 21 | 0 | 0 | 0.0 | 0 | 0 | 0-1 | | |

2018 GAME-BY-GAME POSTSEASON STATISTICS (BEARS)

| DATE | OPPONENT | P/S | RECEIVING | | | | | RUSHING | | | | | W/L | SCORE |
|--------------------|----------|------------|-----------|------------|-------------|-----------|----------|----------|------------|----------|----------|------------|-------|-------|
| | | | NO. | YDS. | AVG. | LG | TD | NO. | YDS. | AVG. | LG | TD | | |
| 01/06 | Eagles | S | 10 | 143 | 14.3 | 45 | 1 | 0 | 0.0 | 0 | 0 | L | 15-16 | |
| 2018 TOTALS | | 1-1 | 10 | 143 | 14.3 | 45 | 1 | 0 | 0.0 | 0 | 0 | 0-1 | | |

2017 GAME-BY-GAME POSTSEASON STATISTICS (JAGUARS)

| DATE | OPPONENT | P/S | RECEIVING | | | | | RUSHING | | | | | W/L | SCORE |
|--------------------|-------------|------------|-----------|----------|------------|----------|----------|----------|------------|----------|----------|------------|-------|-------|
| | | | NO. | YDS. | AVG. | LG | TD | NO. | YDS. | AVG. | LG | TD | | |
| 01/07 | Bills | | | | | | | | | | | W | 10-3 | |
| 01/14 | at Steelers | | | | | | | | | | | W | 45-42 | |
| 01/21 | at Patriots | | | | | | | | | | | L | 20-24 | |
| 2017 TOTALS | | 0-0 | 0 | 0 | 0.0 | 0 | 0 | 0 | 0.0 | 0 | 0 | 2-1 | | |



2

QUARTERBACK

MASON RUDOLPH

| | |
|--------------------------------|----------------------------------|
| HEIGHT: 6-5 | BIRTHPLACE: Rock Hill, SC |
| WEIGHT: 235 | HOW ACQUIRED: D3a '18 |
| BORN: June 17, 1995 | NFL EXPERIENCE: 6th year |
| COLLEGE: Oklahoma State | |

PRO CAREER

- ✦ Career regular-season record as a starter: 5-4-1 (.550); 5-3 (.625) in '19, 0-1 (.000) in '20 and 0-0-1 (.500) in '21
- ✦ Played in 17 games (10 starts) over his four-year NFL career
- ✦ Completed 236-of-384 passes (61.5 percent) for 2,366 yards and 16 TDs in his career
- ✦ Set franchise records for a QB in first career home start (9/30/19 vs Cincinnati) in completions (24), completion percentage (85.7), and QB rating (124.6)
- ✦ Set single-game career high in passing yards (315) at Cleveland in Week 17 of 2020 (1/3/21)
- ✦ Set single-game career high in pass attempts (44) at Cleveland in Week 11 of 2019 (11/14/19)
- ✦ Set single-game career high in completions (26) vs. Indianapolis in Week 9 of 2019 (11/3/19)
- ✦ Registered five multi-TD passing games
- ✦ First quarterback in NFL history to register his first two career wins on Monday Night Football
- ✦ Third quarterback since the 1970 NFL-AFL merger to record a passer rating of at least 81.4 and throw a TD in each of his first seven career starts
- ✦ Fifth quarterback since the 1970 NFL-AFL merger to throw a TD in each of his first eight career games (Jay Cutler, Mike Glennon, Oliver Luck and Mark Rypien)
- ✦ Made NFL debut in Week 2 of 2019 (vs. Seattle)
- ✦ Made NFL starting debut in Week 3 of 2019 (at San Francisco)

2022 (STEELERS)

- ✦ Was inactive for all 17 regular-season games

2021 (STEELERS)

- ✦ Played in two games and started one contest (Week 10 vs. Detroit)
- ✦ Completed 30-of-50 passes for 242 yards and one TD with one interception; also rushed for 36 yards, including a career-long run of 26 yards
- ✦ Completed 5-of-8 passes for 35 yards in Week 16 at Kansas City; also recorded a 17-yard run

2020 (STEELERS)

- ✦ Played in five games (one start)
- ✦ Finished the season with 25 completions for 324 yards and two TDs with one interception
- ✦ Completed 22-of-39 passes for 315 yards and two TDs with one interception in only start of the season (Week 17 at Cleveland)
- ✦ First career 300-yard passing game

2019 (STEELERS)

- ✦ Played in 10 games (eight starts)
- ✦ Finished the season with 176 completions for 1,765 yards and 13 TDs with 9 interceptions
- ✦ Had a season long-pass in Week 3 at San Francisco when he connected with JuJu Smith-Schuster for a 76-yard TD
- ✦ Recorded a season-high 26 completions and a TD in a win vs. Indianapolis in Week 9
- ✦ Started twice on Monday Night Football and had a career-high 124.6 passer rating vs. Miami in Week 9
- ✦ Made his NFL debut, entering the game in the second half for an injured Ben Roethlisberger and completed 12-of-19 passes for 112 yards, two TDs, one interception and a passer rating of 92.4 in Week 2
- ✦ Completed 14-of-27 passes for 174 yards and 2 TDs in first career start (Week 3)
- ✦ Tied franchise record for TD passes in first career start (tied with Ron Smith, 1966; Rudy Bukich, 1960; Scott Campbell, 1985) with scoring throws from 76 and 39 yards
- ✦ Completed 24-of-28 passes for 229 yards, two TDs and no interceptions for a passer rating of 124.6 in his first start at home (vs. Cincinnati in Week 4)
- ✦ Set franchise records for a QB in first career home start in completions (24), completion percentage (85.7), and QB rating (124.6)
- ✦ His 85.7 completion percentage is tied with QB Ben Roethlisberger (85.7 vs. Miami, Nov. 26, 2007) for the third-highest in franchise history
- ✦ Completed 17-of-18 passes for 133 yards and one TD in the first half vs. Miami

2018 (STEELERS)

- ✦ Was inactive for all 16 regular-season games

TRANSACTIONS

- ✦ Signed a one-year contract with Pittsburgh on May 16, 2023
- ✦ Signed a one-year contract extension with the Steelers on Apr. 29, 2021
- ✦ Signed a four-year contract with Pittsburgh on May 23, 2018
- ✦ Drafted by the Steelers in the third round (76th overall) of the 2018 NFL Draft

COLLEGE

- Led the Cowboys to a 32-9 record as a starting quarterback becoming the winningest QB in school history
- Notched 10 wins in games in which Oklahoma State trailed during the second half
- Finished his career holding no fewer than 54 school records, including single-season and career marks for passing yards, passing TDs and pass efficiency
- Ranked fourth in Big-12 history with 13,618 career passing yards and third with a 324.2 passing yards per game average
- Recipient of the 2017 Johnny Unitas Golden Arm Award, the Fellowship of Christian Athletes' Bobby Bowden Award and the Sammy Baugh Award
- Led the FBS with 4,904 passing yards, earning second-team All-Big-12 honors by the coaches in 2017
- Broke Barry Sanders' school record for TDs responsible for with 47
- Teamed with receivers James Washington and Marcell Ateman and running back Justice Hall to make Oklahoma State the first Big 12 school in conference history with a 4,000-yard passer, two 1,000-yard receivers and a 1,000-yard running back in the same year (2017)
- Tabbbed the school's 2016 Offensive MVP by the coaching staff
- Only player in the country to throw for at least 4,000 passing yards while throwing less than five interceptions
- His 4,091 passing yards ranked eighth in the nation and third-most in school history for a single-season
- Second-team Academic All-Big 12 honoree in 2015, throwing for 3,770 yards on 264 completions and 21 TDs
- Threw for 299 yards, along with two TDs, in the Cactus Bowl vs. Washington – the most passing yards by a Cowboy freshman in a bowl game

PERSONAL

- Attended Northwestern High School (S.C)
- Led school to a 62-35 win over Stratford in the South Carolina Class 4A Division II Championship, completing 40-of-57 passes for 488 yards with eight TD passes
- Racked up 4,377 passing yards on 350 completions with 64 TDs as a senior, while rushing for 543 yards (129 carries) and 16 TDs
- "Mr. Football" award finalist in South Carolina and MVP of the Shrine Bowl of the Carolinas
- Son of Brett and Jamie Rudolph
- Mother ran track at Liberty University and dad played football at the University of North Carolina
- Graduated with a degree in marketing

REGULAR SEASON COMPARISON: PASSING - LOS ANGELES RAMS

| DATE | OPP | W/L | GP/GS | C | ATT | YDS. | AVG. | TD | LG | INT | SK | SKYD | RTG |
|---------------|------------|-----|-------|----|-----|------|------|----|----|-----|----|------|------|
| 11/10/19 | PIT vs. LA | W | S | 22 | 38 | 242 | 6.4 | 1 | 34 | 0 | 3 | 11 | 85.6 |
| TOTALS | | 1/0 | 1/1 | 22 | 38 | 242 | 6.4 | 1 | 34 | 0 | 3 | 11 | -- |

MASON RUDOLPH'S NFL REGULAR SEASON PASSING STATISTICS

| DATE | TEAM | GP | GS | ATT. | CMP. | PCT. | YDS | AVG. | TD | INT. | LG | SK | LST | RATE |
|---------------|----------|----|----|------|------|------|-------|------|----|------|-----|----|-----|------|
| 2018 | Steelers | 0 | 0 | 0 | 0 | 0.0 | 0 | 0.0 | 0 | 0 | 0 | 0 | 0 | 0.0 |
| 2019 | Steelers | 10 | 8 | 283 | 176 | 62.2 | 1,765 | 6.2 | 13 | 9 | 76t | 15 | 124 | 82.0 |
| 2020 | Steelers | 5 | 1 | 43 | 25 | 58.1 | 324 | 7.5 | 2 | 1 | 47 | 1 | 8 | 87.7 |
| 2021 | Steelers | 2 | 1 | 58 | 35 | 60.3 | 277 | 4.8 | 1 | 1 | 36 | 0 | 0 | 70.8 |
| 2022 | Steelers | 0 | 0 | 0 | 0 | 0.0 | 0 | 0.0 | 0 | 0 | 0 | 0 | 0 | 0.0 |
| 2023 | Steelers | 0 | 0 | 0 | 0 | 0.0 | 0 | 0.0 | 0 | 0 | 0 | 0 | 0 | 0.0 |
| TOTALS | | 17 | 10 | 384 | 236 | 61.5 | 2,366 | 6.2 | 16 | 11 | 76T | 16 | 132 | 80.9 |

MASON RUDOLPH'S NFL POSTSEASON PASSING STATISTICS

| DATE | TEAM | GP | GS | ATT. | CMP. | PCT. | YDS | AVG. | TD | INT. | LG | SK | LST | RATE |
|---------------|----------|----|----|------|------|------|-----|------|----|------|----|----|-----|------|
| 2020 | Steelers | 0 | 0 | 0 | 0 | 0.0 | 0 | 0.0 | 0 | 0 | 0 | 0 | 0 | 0.0 |
| 2021 | Steelers | 0 | 0 | 0 | 0 | 0.0 | 0 | 0.0 | 0 | 0 | 0 | 0 | 0 | 0.0 |
| TOTALS | | 0 | 0 | 0 | 0 | 0.0 | 0 | 0.0 | 0 | 0 | 0 | 0 | 0 | 0.0 |

MASON RUDOLPH'S NFL REGULAR SEASON RUSHING STATISTICS

| DATE | TEAM | NO. | YDS. | AVG. | LG | TD |
|---------------|----------|-----|------|------|----|----|
| 2018 | Steelers | 0 | 0 | 0.0 | 0 | 0 |
| 2019 | Steelers | 21 | 42 | 2.0 | 13 | 0 |
| 2020 | Steelers | 7 | -6 | -0.9 | 1 | 0 |
| 2021 | Steelers | 5 | 53 | 10.6 | 26 | 0 |
| 2022 | Steelers | 0 | 0 | 0.0 | 0 | 0 |
| 2023 | Steelers | 0 | 0 | 0.0 | 0 | 0 |
| TOTALS | | 33 | 89 | 2.7 | 26 | 0 |

MASON RUDOLPH'S NFL POSTSEASON RUSHING STATISTICS

| DATE | TEAM | NO. | YDS. | AVG. | LG | TD |
|---------------|----------|-----|------|------|----|----|
| 2020 | Steelers | 0 | 0 | 0.0 | 0 | 0 |
| 2021 | Steelers | 0 | 0 | 0.0 | 0 | 0 |
| TOTALS | | 0 | 0 | 0.0 | 0 | 0 |

MASON RUDOLPH'S NFL REGULAR SEASON PASSING/RUSHING STATISTICS

| DATE | TEAM | GP | GS | PASSING | | | | | | | | | | RUSHING | | | | | | |
|---------------|----------|----|----|---------|------|------|-------|------|----|------|-----|----|-----|---------|-----|------|------|----|----|---|
| | | | | ATT. | CMP. | PCT. | YDS | AVG. | TD | INT. | LG | SK | LST | RATE | NO. | YDS. | AVG. | LG | TD | |
| 2018 | Steelers | 0 | 0 | 0 | 0 | 0.0 | 0 | 0.0 | 0 | 0 | 0 | 0 | 0 | 0 | 0 | 0 | 0 | 0 | 0 | 0 |
| 2019 | Steelers | 10 | 8 | 283 | 176 | 62.2 | 1,765 | 6.2 | 13 | 9 | 76t | 15 | 124 | 82.0 | 21 | 42 | 2.0 | 13 | 0 | |
| 2020 | Steelers | 5 | 1 | 43 | 25 | 58.1 | 324 | 7.5 | 2 | 1 | 47 | 1 | 8 | 87.7 | 7 | -6 | -0.9 | 1 | 0 | |
| 2021 | Steelers | 2 | 1 | 58 | 35 | 60.3 | 277 | 4.8 | 1 | 1 | 36 | 0 | 0 | 70.8 | 5 | 53 | 10.6 | 26 | 0 | |
| 2022 | Steelers | 0 | 0 | 0 | 0 | 0.0 | 0 | 0.0 | 0 | 0 | 0 | 0 | 0 | 0.0 | 0 | 0 | 0.0 | 0 | 0 | |
| 2023 | Steelers | 0 | 0 | 0 | 0 | 0.0 | 0 | 0.0 | 0 | 0 | 0 | 0 | 0 | 0.0 | 0 | 0 | 0.0 | 0 | 0 | |
| TOTALS | | 17 | 10 | 384 | 236 | 61.5 | 2,366 | 6.2 | 16 | 11 | 76T | 16 | 132 | 80.9 | 33 | 89 | 2.7 | 26 | 0 | |

MASON RUDOLPH'S NFL POSTSEASON PASSING/RUSHING STATISTICS

| DATE | TEAM | GP | GS | PASSING | | | | | | | | | | | RUSHING | | | | | |
|---------------|----------|----------|----------|----------|----------|------------|----------|------------|----------|----------|----------|----------|----------|------------|----------|----------|------------|----------|----------|---|
| | | | | ATT. | CMP. | PCT. | YDS | AVG. | TD | INT. | LG | SK | LST | RATE | NO. | YDS. | AVG. | LG | TD | |
| 2020 | Steelers | 0 | 0 | 0 | 0 | 0.0 | 0 | 0.0 | 0 | 0 | 0 | 0 | 0 | 0 | 0.0 | 0 | 0 | 0.0 | 0 | 0 |
| 2021 | Steelers | 0 | 0 | 0 | 0 | 0.0 | 0 | 0.0 | 0 | 0 | 0 | 0 | 0 | 0.0 | 0 | 0 | 0.0 | 0 | 0 | |
| TOTALS | | 0 | 0 | 0 | 0 | 0.0 | 0 | 0.0 | 0 | 0 | 0 | 0 | 0 | 0.0 | 0 | 0 | 0.0 | 0 | 0 | |

SINGLE-GAME HIGHS: QUARTERBACK

| | | | |
|------------------|--|-----------------------|---|
| Pass Attempts | 50 vs. Detroit Lions, Nov 14, 2021 44 at Cleveland Browns, Nov 14, 2019 | Completion Percentage | 85.7 vs. Cincinnati Bengals, Sep 30, 2019 74.3 vs. Indianapolis Colts, Nov 03, 2019 |
| Pass Completions | 30 vs. Detroit Lions, Nov 14, 2021 26 vs. Indianapolis Colts, Nov 03, 2019 | Passer Rating | 124.6 vs. Cincinnati Bengals, Sep 30, 2019 104.0 at New York Jets, Dec 22, 2019 |
| Yards Passing | 315 at Cleveland Browns, Jan 03, 2021 251 vs. Miami Dolphins, Oct 28, 2019 | Rush Attempts | 4 vs. Detroit Lions, Nov 14, 2021 4 at Cincinnati Bengals, Nov 24, 2019 |
| TD Passes | 2 at Cleveland Browns, Jan 03, 2021 2 vs. Miami Dolphins, Oct 28, 2019 ...3 more at 2. | Rushing Yards | ...1 more at 4. 36 vs. Detroit Lions, Nov 14, 2021 17 at Kansas City Chiefs, Dec 26, 2021 |
| Long Passes | 76t at San Francisco 49ers, Sep 22, 2019 47 at Cleveland Browns, Jan 03, 2021 | Longest Runs | 26 vs. Detroit Lions, Nov 14, 2021 17 at Kansas City Chiefs, Dec 26, 2021 |

300-YARD PASSING GAMES (1): REGULAR SEASON

| DATE | TEAM | NO. | YDS. | AVG. | LG | TD |
|----------|-----------|-----|------|------|----|----|
| 01/03/21 | at Browns | 22 | 315 | 14.3 | 47 | 2 |

2023 GAME-BY-GAME REGULAR-SEASON STATISTICS (STEELERS)

| DATE | OPPONENT | P/S | PASSING | | | | | | | | | | | RUSHING | | | | W/L | SCORE | | |
|--------------------|------------|------------|----------|----------|----------|------------|------------|------------|----------|----------|----------|----------|------------|------------|----------|----------|----------|----------|----------|------------|-------|
| | | | ATT | CMP | YDS | PCT | Y/A | Y/C | TD | INT | LG | SK/YD | RATE | ATT | YDS | LG | TD | | | | |
| 09/10 | 49ers | | | | | | | | | | | | | | | | | | | L | 7-30 |
| 09/18 | Browns | | | | | | | | | | | | | | | | | | | L | 26-22 |
| 09/24 | at Raiders | | | | | | | | | | | | | | | | | | | W | 23-18 |
| 10/01 | at Texans | | | | | | | | | | | | | | | | | | | L | 6-30 |
| 10/08 | Ravens | | | | | | | | | | | | | | | | | | | W | 17-10 |
| 2023 TOTALS | | 0-0 | 0 | 0 | 0 | 0.0 | 0.0 | 0.0 | 0 | 0 | 0 | 0 | 0/0 | 0.0 | 0 | 0 | 0 | 0 | 0 | 3-2 | |

2022 GAME-BY-GAME REGULAR-SEASON STATISTICS (STEELERS)

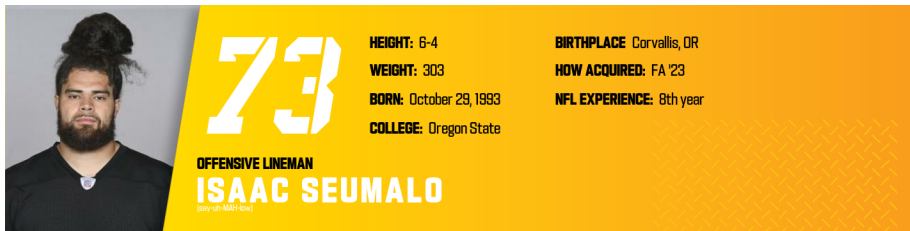
| DATE | OPPONENT | P/S | PASSING | | | | | | | | | | | RUSHING | | | | W/L | SCORE | | |
|--------------------|-------------|------------|----------|----------|----------|------------|------------|------------|------------|----------|----------|----------|------------|------------|----------|----------|----------|----------|----------|------------|--------|
| | | | ATT | CMP | YDS | PCT | Y/A | Y/C | TD | INT | LG | SK/YD | RATE | ATT | YDS | LG | TD | | | | |
| 09/11 | at Bengals | | | | | | | | | | | | | | | | | | | W | 23-20+ |
| 09/18 | Patriots | | | | | | | | | | | | | | | | | | | L | 14-17 |
| 09/22 | at Browns | | | | | | | | | | | | | | | | | | | L | 17-29 |
| 10/02 | Jets | | | | | | | | | | | | | | | | | | | L | 20-24 |
| 10/09 | at Bills | | | | | | | | | | | | | | | | | | | L | 3-38 |
| 10/16 | Buccaneers | | | | | | | | | | | | | | | | | | | W | 20-18 |
| 10/23 | at Dolphins | | | | | | | | | | | | | | | | | | | L | 10-16 |
| 10/30 | at Eagles | | | | | | | | | | | | | | | | | | | L | 13-35 |
| 11/13 | Saints | | | | | | | | | | | | | | | | | | | W | 20-10 |
| 11/20 | Bengals | | | | | | | | | | | | | | | | | | | L | 30-37 |
| 11/28 | at Colts | | | | | | | | | | | | | | | | | | | W | 24-17 |
| 12/04 | at Falcons | | | | | | | | | | | | | | | | | | | W | 19-16 |
| 12/11 | Ravens | | | | | | | | | | | | | | | | | | | L | 14-16 |
| 12/18 | at Panthers | | | | | | | | | | | | | | | | | | | W | 24-16 |
| 12/24 | Raiders | | | | | | | | | | | | | | | | | | | W | 13-10 |
| 01/01 | at Ravens | | | | | | | | | | | | | | | | | | | W | 16-13 |
| 01/08 | Browns | | | | | | | | | | | | | | | | | | | W | 28-14 |
| 2022 TOTALS | | 0-0 | 0 | 0 | 0 | 0.0 | 0.0 | 0.0 | 0.0 | 0 | 0 | 0 | 0/0 | 0.0 | 0 | 0 | 0 | 0 | 0 | 9-8 | |

+ - Overtime

2021 GAME-BY-GAME REGULAR-SEASON STATISTICS (STEELERS)

| DATE | OPPONENT | P/S | PASSING | | | | | | | | | | | RUSHING | | | | W/L/T | SCORE | | |
|--------------------|-------------|------------|-----------|-----------|------------|-------------|------------|------------|----------|----------|-----------|------------|-------------|----------|-----------|-----------|----------|----------|--------------|---|--------|
| | | | ATT | CMP | YDS | PCT | Y/A | Y/C | TD | INT | LG | SK/YD | RATE | ATT | YDS | LG | TD | | | | |
| 09/12 | at Bills | | | | | | | | | | | | | | | | | | | W | 23-16 |
| 09/19 | Raiders | | | | | | | | | | | | | | | | | | | L | 17-26 |
| 09/26 | Bengals | | | | | | | | | | | | | | | | | | | L | 10-24 |
| 10/03 | at Packers | | | | | | | | | | | | | | | | | | | L | 17-27 |
| 10/10 | Broncos | | | | | | | | | | | | | | | | | | | W | 27-19 |
| 10/17 | Seahawks | | | | | | | | | | | | | | | | | | | W | 23-20+ |
| 10/31 | at Browns | | | | | | | | | | | | | | | | | | | W | 15-10 |
| 11/08 | Bears | | | | | | | | | | | | | | | | | | | W | 29-27 |
| 11/14 | Lions | | | | | | | | | | | | | | | | | | | T | 16-16 |
| 11/21 | at Chargers | | | | | | | | | | | | | | | | | | | L | 37-41 |
| 11/28 | at Bengals | | | | | | | | | | | | | | | | | | | L | 10-41 |
| 12/05 | Ravens | | | | | | | | | | | | | | | | | | | W | 20-19 |
| 12/09 | at Vikings | | | | | | | | | | | | | | | | | | | L | 28-36 |
| 12/19 | Titans | | | | | | | | | | | | | | | | | | | W | 19-13 |
| 12/26 | at Chiefs | | | | | | | | | | | | | | | | | | | L | 10-36 |
| 01/03 | Browns | | | | | | | | | | | | | | | | | | | W | 26-14 |
| 01/09 | at Ravens | | | | | | | | | | | | | | | | | | | W | 16-13+ |
| 2021 TOTALS | | 2-1 | 58 | 35 | 277 | 60.3 | 4.8 | 7.9 | 1 | 1 | 36 | 0/0 | 70.8 | 5 | 53 | 26 | 0 | 0 | 9-7-1 | | |

+ - Overtime



73

OFFENSIVE LINEMAN

ISAAC SEUMALO
born in Michigan

HEIGHT: 6-4
WEIGHT: 303
BORN: October 29, 1993
COLLEGE: Oregon State

BIRTHPLACE: Corvallis, OR
HOW ACQUIRED: FA '23
NFL EXPERIENCE: 8th year

PRO CAREER

- ✦ Has played in 81 games (60 starts) in his seven-year NFL career with Philadelphia (2016-22)
- ✦ Has started 40 games at left guard, 19 games at right guard and one at right tackle
- ✦ Was a member of the Eagles' Super Bowl LII-winning team in 2017
- ✦ Made NFL debut in Week 9 of 2016 (at New York Giants)
- ✦ Made NFL starting debut in Week 12 of 2016 (vs. Green Bay)

2022 (EAGLES)

- ✦ Started all 17 games at right guard
- ✦ Supported an offense that scored a franchise-record 57 scrimmage touchdowns and totaled 477 points
- ✦ Set team records in third-down conversion rate (45.9 percent) and red zone touchdown efficiency (67.8 percent)
- ✦ Blocked for an offense that produced 32 rushing touchdowns, which tied for the third-most in NFL history
- ✦ Helped the offense total 363 rushing yards in Week 12 vs. Green Bay, the team's highest single-game total since 1948

2021 (EAGLES)

- ✦ Appeared in 168 snaps over three starts at left guard
- ✦ Allowed zero sacks and zero quarterback hits prior to a season-ending injury sustained in Week 3 at Dallas

2020 (EAGLES)

- ✦ Played 587 snaps in nine starts at left guard
- ✦ His 77.4 pass-blocking grade (PFF) ranked fourth among left guards with a minimum of 350 pass-blocking snaps

2019 (EAGLES)

- ✦ Saw action in a career-high 1,181 snaps and started all 16 games at left guard
- ✦ Paved the way for an offense that ranked third in the NFL in red zone touchdown efficiency (66.7 percent) and fourth in third-down conversions (45.4 percent)

2018 (EAGLES)

- ✦ Totaled 548 snaps over 13 contests (nine starts at left guard)
- ✦ Surrendered only one sack in 345 pass-blocking opportunities

2017 (EAGLES)

- ✦ Logged 284 snaps over 14 games (two starts at left guard) during the Eagles' Super Bowl LII-winning campaign
- ✦ Helped the Eagles lead the League in red zone offense (65.5 percent) and rank third in rushing offense (132.2 yards per game)

2016 (EAGLES)

- ✦ Saw action in nine games, including four starts at three different positions (two at right guard, one at right tackle and one at left guard)
- ✦ Appeared at right guard in his starting debut in Week 12 vs. Green Bay

TRANSACTIONS

- ✦ Signed a three-year contract with Pittsburgh on Mar. 19, 2023
- ✦ Signed a three-year contract extension with Philadelphia on Mar. 4, 2019
- ✦ Signed a four-year contract with Philadelphia on May 6, 2016
- ✦ Drafted by Philadelphia in the third round (79th overall) of the 2016 NFL Draft

COLLEGE

- ✦ Started 37 games at Oregon State (2012-15)
- ✦ Registered starts at every position on the offensive line except left guard (23 at center, nine at right guard, three at left tackle and two at right tackle)
- ✦ Named Pac-12 All-Conference Honorable Mention in 2012 and 2015
- ✦ Missed the 2014 season due to a foot injury
- ✦ One of four team captains in 2014, becoming the first brother (Andrew, 2012) combination chosen as team captains in school history
- ✦ Earned Pac-12 All-Conference Second Team in 2013
- ✦ Selected to Pac-12 All-Academic First Team in 2013 and 2015
- ✦ Selected as a Freshman All-American in 2012
- ✦ Became the first freshman to start at center for OSU since Roger Levasa in 1978
- ✦ One of only two true freshmen to start their season-openers at center in the nation (Hawai'i)

PERSONAL

- ✦ Attended Corvallis High School (OR)
- ✦ Voted a 5A first team all-state as an offensive and defensive lineman as a junior and senior
- ✦ Under Armour and ESPN All-American
- ✦ Rivals four-star athlete, rated the No. 3 offensive guard in the country, the No. 1 overall prospect in Oregon and the No. 52 overall prospect in the country
- ✦ Registered 94 tackles and nine sacks as a defensive lineman as a senior
- ✦ Originally born in Hawaii

ISAAC SEUMALO'S NFL REGULAR SEASON STATISTICS

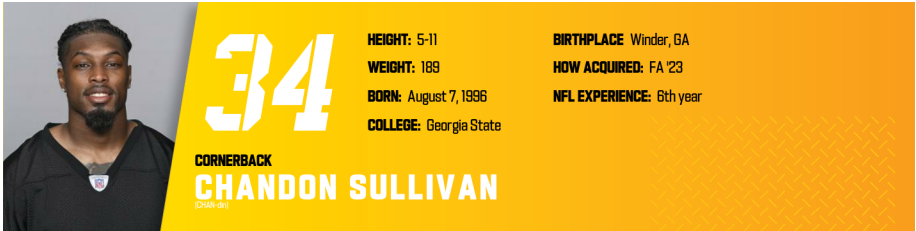
| DATE | TEAM | GP | GS |
|-------------------|----------|-----------|-----------|
| 2016 | Eagles | 9 | 4 |
| 2017 | Eagles | 14 | 2 |
| 2018 | Eagles | 13 | 9 |
| 2019 | Eagles | 16 | 16 |
| 2020 | Eagles | 9 | 9 |
| 2021 | Eagles | 3 | 3 |
| 2022 | Eagles | 17 | 17 |
| 2023 | Steelers | 5 | 5 |
| NFL TOTALS | | 86 | 65 |

ISAAC SEUMALO'S NFL POSTSEASON STATISTICS

| DATE | TEAM | GP | GS |
|-------------------|--------|----------|----------|
| 2017 | Eagles | 3 | 0 |
| 2018 | Eagles | 2 | 2 |
| 2019 | Eagles | 1 | 1 |
| 2021 | Eagles | 0 | 0 |
| 2022 | Eagles | 3 | 3 |
| NFL TOTALS | | 9 | 6 |

2023 GAME-BY-GAME REGULAR-SEASON STATISTICS (STEELERS)

| DATE | OPPONENT | P/S | W/L | SCORE |
|--------------------|------------|-----|------------|-------|
| 09/10 | 49ers | S | L | 7-30 |
| 09/18 | Browns | S | W | 26-22 |
| 09/24 | at Raiders | S | W | 23-18 |
| 10/01 | at Texans | S | L | 6-30 |
| 10/08 | Ravens | S | W | 17-10 |
| 2023 TOTALS | | | 3-2 | |



34

CORNERBACK
CHANDON SULLIVAN
(DOB: 08)

HEIGHT: 5-11
WEIGHT: 189
BORN: August 7, 1996
COLLEGE: Georgia State

BIRTHPLACE: Winder, GA
HOW ACQUIRED: FA '23
NFL EXPERIENCE: 6th year

PRO CAREER

- ✦ Has played in 71 games (31 starts) over his five-year NFL career (Philadelphia 2018; Green Bay 2019-21 and Minnesota 2022)
- ✦ Has registered 164 tackles (132 solo), 23 passes defended, four tackles for loss, two quarterback hits, five interceptions, one of which returned for a TD, 23 passes defended, one forced fumble and one fumble recovery
- ✦ Has played in six postseason games (four starts) over his five-year NFL career (Philadelphia 2018; Green Bay 2019-21 and Minnesota 2022)
- ✦ Made NFL debut in Week 8 of 2018 (at Jacksonville)
- ✦ Made NFL starting debut in Week 11 of 2018 (vs. N.Y. Giants)

2022 (VIKINGS)

- ✦ Made his Viking debut in Week 1 against Green Bay and recorded four total tackles (two solo)
- ✦ Recorded his first start with the Vikings in Week 2 against the Eagles
- ✦ Recorded four tackles, including one tackle for loss and one pass defended in Week 6 against the Dolphins
- ✦ Recorded a career-high nine total tackles and two passes defended, marking the second time in his career he has recorded at least two PD's in a single game
- ✦ In Week 15 against the Colts, recorded six total tackles (five solo) and one fumble recovery

2021 (PACKERS)

- ✦ Played in all 17 regular-season games (10 starts)
- ✦ Posted 30 tackles (24 solo), a career-high three interceptions, four passes defended and two tackles for loss
- ✦ Registered his three interceptions against Washington, Chicago and Cleveland

2020 (PACKERS)

- ✦ Played in all 16 regular-season games (10 starts) and set a single-season career high with 40 tackles (31 solo)
- ✦ Recorded six passes defended, one special teams tackle and one interception, which he returned seven yards for his first career score
- ✦ Recorded one fair catch on a punt return
- ✦ Started both postseason games and posted 12 tackles (nine solo) and one tackle on special teams

2019 (PACKERS)

- ✦ Played in all 16 regular-season games, seeing time on defense and special teams
- ✦ Registered 26 tackles (17 solo), an interception, a forced fumble, a quarterback hit and eight passes defended
- ✦ Returned three kickoffs for 48 yards (16.0 avg.) and posted two tackles on special teams
- ✦ Played in both playoff games with one start

2018 (EAGLES)

- ✦ Spent the first seven weeks of the season on the practice squad before being elevated to the active roster on Oct. 26
- ✦ Appeared in five games (one start)
- ✦ Registered 12 tackles (eight solo) and a pass defended
- ✦ Was on the practice squad for the regular-season finale and both playoff contests

TRANSACTIONS

- ✦ Signed a one-year contract with Pittsburgh on May 2, 2022
- ✦ Re-signed by Green Bay as a restricted free agent on Apr. 23, 2021
- ✦ Re-signed by the Packers as exclusive-rights free agent on Apr. 27, 2020
- ✦ Signed by Green Bay Packers as free agent on May 6, 2019
- ✦ Waived by Philadelphia May 2, 2019
- ✦ Re-signed by Eagles as reserve/future free agent on Jan. 14, 2019
- ✦ Signed to the Philadelphia practice squad on Dec. 25, 2018
- ✦ Promoted from the Eagles practice squad to the active roster on Oct. 26, 2018
- ✦ Signed to the Philadelphia practice squad on Sept. 2, 2018
- ✦ Waived by the Eagles on Sept. 2, 2018
- ✦ Signed by Philadelphia as an undrafted free agent on May 11, 2018

COLLEGE

- ✦ Played in every game for Georgia State from 2014-17, a school-record 49 games (44 starts)
- ✦ Registered 182 tackles (144 solo), seven interceptions, 25 passes defended, seven tackles for a loss, 2.0 sacks, two fumble recoveries, two defensive touchdowns, a forced fumble and a blocked kick
- ✦ Ranks first in school history in interceptions and passes defended and fifth in career tackles
- ✦ Added eight kickoff returns for 164 yards (20.5 avg.) and a punt return for 28 yards

PERSONAL

- ✦ Spoke to the Boys & Girls Club of Winder-Barrow County in May 2021 as part of a fundraiser that raised \$30,000
- ✦ Participated in the Packers Celebrity Bowling Event in 2019 to help raise money for the Wisconsin Court Appointed Special Advocates (CASA) Association
- ✦ Full name is Chandon Lamar Sullivan
- ✦ First name is pronounced CHAN-din
- ✦ Nickname is "Sully"
- ✦ Hopes to pursue a career in broadcasting after his football career is finished

REGULAR SEASON COMPARISON: DEFENSIVE - LOS ANGELES RAMS

| DATE | OPP | W/L | GP/GS | TACKLES | | | | ASST | SACK | YDS. | INT | TFL | PD | QBH | TD | MISC | | |
|---------------|-----------|-----|-------|---------|------|---|---|------|------|------|-----|-----|----|-----|----|------|----|----|
| | | | | TOT | SOLO | | | | | | | | | | | FF | FR | FR |
| 12/16/18 | PHI @ LA | W | P | 0 | 0 | 0 | 0 | 0.0 | 0.0 | 0 | 0 | 0 | 0 | 0 | 0 | 0 | 0 | 0 |
| 11/28/21 | GB vs. LA | W | S | 0 | 0 | 0 | 0 | 0.0 | 0.0 | 0 | 0 | 0 | 0 | 0 | 0 | 0 | 0 | 0 |
| TOTALS | | 2/0 | 2/1 | 0 | 0 | 0 | 0 | 0.0 | 0.0 | 0 | 0 | 0 | 0 | 0 | 0 | 0 | 0 | 0 |

POSTSEASON COMPARISON: DEFENSIVE - LOS ANGELES RAMS

| DATE | OPP | W/L | GP/GS | TACKLES | | | | ASST | SACK | YDS. | INT | TFL | PD | QBH | TD | MISC | | |
|---------------|-----------|-----|-------|---------|------|---|---|------|------|------|-----|-----|----|-----|----|------|----|----|
| | | | | TOT | SOLO | | | | | | | | | | | FF | FR | FR |
| 1/16/21 | GB vs. LA | W | S | 8 | 6 | 2 | 2 | 0.0 | 0.0 | 0 | 0 | 0 | 0 | 0 | 0 | 0 | 0 | 0 |
| TOTALS | | 1/0 | 1/1 | 8 | 6 | 2 | 2 | 0.0 | 0.0 | 0 | 0 | 0 | 0 | 0 | 0 | 0 | 0 | 0 |

CHANDON SULLIVAN'S NFL REGULAR SEASON DEFENSIVE STATISTICS

| DATE | TEAM | GP | GS | TACKLES | | | | | INTERCEPTIONS | | | | | O. FUMB | | | ST | | | MISC | | | | | | |
|-------------------|----------|----|----|---------|-----|----|-----|-----|---------------|-----|-----|----|-----|---------|----|----|----|----|----|------|----|---|---|----|----|---|
| | | | | TK | S | A | TFL | YDS | SK | YDS | QBH | NO | YDS | LG | TD | PD | FF | FR | TD | YDS | TK | S | A | FF | FR | S |
| 2018 | Eagles | 5 | 1 | 7 | 7 | 0 | 0 | 0.0 | 0.0 | 0 | 0 | 0 | 0 | 0 | 0 | 0 | 0 | 0 | 0 | 0 | 0 | 0 | 0 | 0 | 0 | 0 |
| 2019 | Packers | 16 | 0 | 28 | 26 | 2 | 0 | 0.0 | 0.0 | 0 | 1 | 1 | 7 | 7 | 0 | 6 | 1 | 0 | 0 | 0 | 2 | 1 | 1 | 0 | 0 | 0 |
| 2020 | Packers | 16 | 10 | 40 | 31 | 9 | 0 | 0.0 | 0.0 | 0 | 1 | 7 | 7 | 1 | 6 | 0 | 0 | 0 | 0 | 2 | 1 | 1 | 0 | 0 | 0 | |
| 2021 | Packers | 17 | 10 | 30 | 24 | 6 | 2 | 5 | 0.0 | 0.0 | 0 | 3 | 14 | 13 | 0 | 4 | 0 | 0 | 0 | 0 | 1 | 1 | 0 | 0 | 0 | |
| 2022 | Vikings | 17 | 10 | 59 | 44 | 15 | 2 | 1 | 0.0 | 0.0 | 1 | 0 | 0 | 0 | 7 | 0 | 1 | 0 | 0 | 1 | 1 | 0 | 0 | 0 | 0 | |
| 2023 | Steelers | 5 | 0 | 8 | 4 | 4 | 0 | 0 | 0.0 | 0.0 | 0 | 0 | 0 | 0 | 1 | 1 | 0 | 0 | 0 | 0 | 0 | 0 | 0 | 0 | 0 | |
| NFL TOTALS | | 76 | 31 | 172 | 136 | 36 | 4 | 6 | 0.0 | 0.0 | 2 | 5 | 28 | 13 | 1 | 24 | 2 | 1 | 0 | 0 | 5 | 4 | 1 | 0 | 0 | 0 |

CHANDON SULLIVAN'S NFL POSTSEASON DEFENSIVE STATISTICS


| DATE | TEAM | GP | GS | TACKLES | | | | | INTERCEPTIONS | | | | | O. FUMB | | | ST | | | MISC | | | | | |
|-------------------|---------|----|----|---------|----|---|-----|-----|---------------|-----|-----|----|-----|---------|----|----|----|----|----|------|----|---|---|----|----|
| | | | | TK | S | A | TFL | YDS | SK | YDS | QBH | NO | YDS | LG | TD | PD | FF | FR | TD | YDS | TK | S | A | FF | FR |
| 2018 | Eagles | 0 | 0 | 0 | 0 | 0 | 0 | 0 | 0.0 | 0.0 | 0 | 0 | 0 | 0 | 0 | 0 | 0 | 0 | 0 | 0 | 0 | 0 | 0 | 0 | 0 |
| 2019 | Packers | 2 | 1 | 1 | 1 | 0 | 0 | 0.0 | 0.0 | 0 | 0 | 0 | 0 | 0 | 0 | 0 | 0 | 0 | 0 | 0 | 0 | 0 | 0 | 0 | 0 |
| 2020 | Packers | 2 | 2 | 12 | 9 | 3 | 0 | 0.0 | 0.0 | 0 | 0 | 0 | 0 | 0 | 0 | 0 | 0 | 0 | 0 | 1 | 1 | 0 | 0 | 0 | 0 |
| 2021 | Packers | 1 | 0 | 3 | 3 | 1 | 1 | 0.0 | 0.0 | 0 | 0 | 0 | 0 | 0 | 0 | 0 | 0 | 0 | 0 | 0 | 0 | 0 | 0 | 0 | 0 |
| 2022 | Vikings | 1 | 1 | 4 | 2 | 2 | 0 | 0.0 | 0.0 | 0 | 0 | 0 | 0 | 0 | 1 | 0 | 0 | 0 | 0 | 0 | 0 | 0 | 0 | 0 | 0 |
| NFL TOTALS | | 6 | 4 | 20 | 15 | 5 | 1 | 1 | 0.0 | 0.0 | 0 | 0 | 0 | 0 | 1 | 0 | 0 | 0 | 0 | 1 | 1 | 0 | 0 | 0 | 0 |

SINGLE-GAME HIGHS: DEFENSIVE

| | | | |
|------------------------|---|----------------------------------|---|
| Total Tackles | 9 at Buffalo Bills, Nov 13, 2022 6 vs. Indianapolis Colts, Dec 17, 2022 ...3 more at 6. | Tackles For Loss | 1 vs. Minnesota Vikings, Jan 02, 2022 1 at Kansas City Chiefs, Nov 07, 2021 |
| Solo Tackles | 6 at Buffalo Bills, Nov 13, 2022 6 vs. Jacksonville Jaguars, Nov 15, 2020 | Interceptions | 1 vs. Cleveland Browns, Dec 25, 2021 1 vs. Chicago Bears, Dec 12, 2021 ...3 more at 1. |
| Passes Defensed | 2 at Buffalo Bills, Nov 13, 2022 2 vs. Detroit Lions, Sep 20, 2020 ...1 more at 2. | Interception Return Yards | 13 vs. Cleveland Browns, Dec 25, 2021 7 vs. Detroit Lions, Sep 20, 2020 ...1 more at 7. |
| Forced Fumbles | 1 vs. Baltimore Ravens, Oct 08, 2023 1 vs. Chicago Bears, Dec 15, 2019 | Special Teams Tackles | 1 at Cincinnati Bengals, Oct 10, 2021 1 vs. Carolina Panthers, Dec 19, 2020 ...2 more at 1. |

SINGLE-GAME HIGHS - POSTSEASON: DEFENSIVE

| | | | |
|----------------------|---|------------------------------|--|
| Total Tackles | 8 vs. Los Angeles Rams, Jan 16, 2021 4 vs. Tampa Bay Buccaneers, Jan 24, 2021 3 vs. San Francisco 49ers, Jan 22, 2022 1 vs. Seattle Seahawks, Jan 12, 2020 | Tackles For Loss | 1 vs. San Francisco 49ers, Jan 22, 2022 |
| Solo Tackles | 6 vs. Los Angeles Rams, Jan 16, 2021 3 vs. San Francisco 49ers, Jan 22, 2022 3 vs. Tampa Bay Buccaneers, Jan 24, 2021 1 vs. Seattle Seahawks, Jan 12, 2020 | Special Teams Tackles | 1 vs. Tampa Bay Buccaneers, Jan 24, 2021 |




10

QUARTERBACK

MITCH TRUBISKY

(2018-2023) (2018)

| | |
|--------------------------------|---------------------------------|
| HEIGHT: 6-2 | BIRTHPLACE: Mentor, OH |
| WEIGHT: 220 | HOW ACQUIRED: FA '22 |
| BORN: August 20, 1994 | NFL EXPERIENCE: 7th year |
| COLLEGE: North Carolina | |



'18

PRO CAREER

- ✦ 2018 Pro Bowl selection
- ✦ NFC Offensive Player of the Week (Week 10 of 2018)
- ✦ 2020 PFWA Media Good Guy award
- ✦ Career regular-season record as a starter: 31-24 (.564) — 2-3 (.400) in '22; 6-3 (.667) in '20; 8-7 (.533) in '19; 11-3 (.786) in '18; 4-8 (.333) in '17
- ✦ His .564 career winning percentage is the ninth-highest by an active QB in the League with a minimum of 50 starts
- ✦ Has played in 64 games (55 starts) over his six-year NFL career (Chicago, 2017-20; Buffalo, 2021; Pittsburgh, 2022)
- ✦ Completed 1,133 of 1,765 passes (64.2 percent) for 11,904 yards and 68 TDs in his career
- ✦ Rushed for 1,119 yards on 222 carries (5.0 yds/rush) and 11 TDs
- ✦ Completed 1,010-of-1,577 passes (64.0%) for 10,609 yards and 64 TDs for the Bears
- ✦ Registered a 87.2 QB rating and also rushed for 1,057 yards and eight TDs on 190 carries for the Bears
- ✦ Completed 45-of-72 pass attempts for 502 yards, two touchdowns and a passer rating of 92.5 in two career postseason games
- ✦ Completed 289-of-434 passes (66.6%) for 3,223 yards and 24 TDs in 2018 when he became the first Bears quarterback selected to the Pro Bowl since Jim McMahon in 1986
- ✦ Threw for a career-best six TD passes vs. Tampa Bay on Sept. 30, 2018 (completed 19-of-26 passes for 354 yards and a 154.6 passer rating)
- ✦ Fastest Chicago quarterback to eclipse 10,000 career passing yards
- ✦ Set Bears rookie records for completions (196) and yards (2,193) in 2017
- ✦ Made NFL debut in Week 5 of 2017 (vs. Minnesota)
- ✦ Made NFL starting debut in Week 5 of 2017 (vs. Minnesota)

2022 (STEELERS)

- ✦ Played in seven games (five starts)
- ✦ Completed 117 of 180 passes for 1,252 yards, four TDs and five INTs
- ✦ Rushed 19 times for 38 yards and two TDs
- ✦ Was voted one of the Steelers' two offensive team captains by his teammates
- ✦ Became one of 10 quarterbacks to win in their first career start for the Steelers and one of five quarterbacks to win on the road in their first career start for the Steelers after defeating Cincinnati in overtime in Week 1
- ✦ Became the first quarterback to not throw an interception in his Steelers starting debut since Michael Vick in 2015 and the first to not throw an interception in his Steelers starting debut on the road since Jim Miller in 1996
- ✦ Achieved an average passer rating of 94.46 in three games of relief for an injured Kenny Pickett (Week 6 vs. Tampa Bay, Week 14 vs. Baltimore and Week 15 at Carolina) by completing 48-of-64 passes for 599 yards, two TDs and three INTs
- ✦ Completed 9-of-12 passes for 144 yards, one TD and a 142.4 passer rating in Week 6 vs. Tampa Bay after entering the game following a third-quarter injury to Kenny Pickett
- ✦ His four third-down plays of longer than 11 yards in Week 6 vs. Tampa Bay are the most by a Steelers quarterback since Ben Roethlisberger had four at Denver in Week 1 of 2012
- ✦ Converted a season-high 12-of-16 third-down conversions in Week 15 at Carolina

2021 (BILLS)

- ✦ Played in six games (no starts)
- ✦ Completed six-of-eight passes for 43 yards
- ✦ Rushed for 24 yards on 13 carries, including a 22-yard rush vs. Washington in Week 3

2020 (BEARS)

- ✦ Played in 10 games with nine starts, going 6-3
- ✦ Threw for 2,055 yards, 16 TDs and eight INTs; also had 33 rushes for 195 yards and a score
- ✦ Completed 67.0 percent of his passes during the regular season, tying a Bears single-season record (Brian Hoyer, 2016)
- ✦ Completed 20-of-36 passes for 242 yards and three TDs in the Week 1 win at Detroit; threw all three TDs in the fourth quarter with a 143.3 rating in the final quarter; also rushed three times for 26 yards, including a long run of 20 yards
- ✦ Trubisky's three TD passes in the fourth quarter marked the first time since Jay Cutler in 2014 in which a Bears player tossed for three scores in a fourth quarter, and marked only the third time in the past 30 years by a Bears QB; also became just the second QB in the past 25 years to throw three TD passes in the fourth quarter of Week 1 (Aaron Rodgers)
- ✦ Totaled 290 yards of offense in the Week 14 win over Houston; completed 24-of-33 passes for 267 yards and three TDs and zero interceptions for a 126.7 passer rating; also rushed four times for 23 yards
- ✦ Passed for 242 yards, three TDs and two INTs in Week 12 at Green Bay
- ✦ Completed 33 passes, the second-most of his career, on 42 attempts for 252 yards in Week 17 vs. the Packers; completed a season-long 53-yard pass to Darnell Mooney
- ✦ Accounted for three TDs in the 41-17 win over Jacksonville in Week 16; threw for 265 yards and two TDs on 24-of-35 passing (also rushed for a TD)

2019 (BEARS)

- Started 15 games, going 8-7; missed the game vs. Oakland in London due to a shoulder injury
- Finished the season with 3,138 passing yards, marking back-to-back 3,000-yard seasons and becoming just the second Bear to accomplish the feat (Jay Cutler, 2x, 2009-10 and 2014-15)
- Had his best game in the Week 14 win vs. the Cowboys, completing 23-of-31 passes for 244 yards with three passing TDs and one more on the ground to become the first QB in NFL history to complete 70.0+ percent of his passes on 30+ attempts, throw 3+ TD passes, rush for 50+ yards and have a rushing TD in the same game
- Finished the Cowboys game with a 115.5 passer rating (Bears are 9-1 since the start of last season and 11-2 in his career when he posts a passer rating of 100.0 or higher)
- Accounted for 13 TDs from Weeks 10-14, 11 passing and two rushing
- On Thanksgiving in Detroit, completed 29-of-38 passes for a season-high 338 yards with three TDs; marched the offense on a season-long 90-yard scoring drive late in the fourth quarter and connected with David Montgomery on a three-yard TD pass to give the Bears a 24-20 lead
- Completed 16-of-23 passes for 173 yards and three TDs in the Week 10 win over the Lions with a passer rating of 131.0
- Finished 25-of-31 passing for 231 yards, 3 TDs and 1 INT in the MNF win at Washington in Week 3; completed 20 passes in the first half at Washington as the Bears raced out to a 28-3 halftime lead
- Completed a career-high 34 passes in Week 7 vs. New Orleans, tied for the second most in franchise history; also posted a career-high 54 attempts in that game, which tied for third most all time

2018 (BEARS)

- Named to the Pro Bowl, the first Bears quarterback to play in the Pro Bowl since Jim McMahon after the 1985 season
- Started 14 games (11-3 record as starter)
- Completed 289-of-434 (66.6 pct.) passes for 3,223 yards, 24 TDs and 12 INTs
- Added 421 rushing yards on 68 attempts (6.1 avg) and three TDs; also converted five two-point conversions (one rushing, four passing)
- Rushed for 81 yards on six attempts in Week 7 vs. New England, the eighth-highest by a Bears QB since 1960
- Recorded four 300-yard passing games in 14 regular season contests, tied for the most by a Bears QB in a single season
- Threw for 354 yards and set a career-high in passing TDs (six) and total offense (407) vs. Tampa Bay in Week 4; his six passing TDs ranks second all-time in Bears history and is one off the NFL record
- Threw five TDs to five different receivers in the first half vs. TB, becoming just the second player in league history to do so
- Threw for 13 TDs during Weeks 4-8, the most over a four-game span by a Bears QB since Sid Luckman in 1947
- Threw for a career-high 355 yards in a Week 10 win vs. Detroit; completed 23-of-30 passes with three TDs and a 148.6 rating
- Recorded a 120.4 passer rating at home vs. Green Bay, the highest QBR by a Bear against the Packers since 2000
- Completed 94.1 percent (16-of-17) of his passes in the second half at San Francisco, the highest second-half completion percentage in the NFL in 2018; also marked the second highest by a Bears quarterback dating back to 1960
- Completed 26-of-43 passes for 303 yards and one touchdown in Wild Card playoff game vs. Philadelphia (1/6/19); 303 yards and 26 completions are both the most in Bears postseason history

2017 (BEARS)

- Played in and started 12 games as a rookie
- Made first career start on MNF (10/9) vs. Minnesota, becoming the first Bears rookie to start at QB since Kyle Orton in 2005
- Completed 196-of-330 passes for 2,193 yards, seven touchdowns and seven interceptions
- Carried the ball 41 times for 248 yards (6.0 avg) and 2 touchdowns
- Became the first Bears rookie QB to win their first road start since Craig Krenzel in 2004 (vs. BAL 10/15); also became the second rookie quarterback to win a game in Baltimore since the franchise moved from Cleveland to Baltimore in 1996
- Completed 31 of 46 passes for 314 yards in Week 15 at Detroit – all Bears rookie records
- Became the first Bears rookie QB to pass for 300+ yards in a game since Cade McNown threw for 301 yards in 1999 vs. Detroit
- Set Bears franchise rookie records for completions (196) and passing yards (2,193), finished second in attempts (330) and tied for third in touchdown passes (seven)

TRANSACTIONS

- Signed a three-year contract with Pittsburgh on May 18, 2023
- Signed a two-year contract with the Steelers on March 14, 2022
- Signed a one-year contract with Buffalo on March 18, 2021
- Chicago declined a fifth-year option for 2021
- Signed a four-year contract with the Bears on July 19, 2017
- Drafted by Chicago in the first round (second overall) of the 2017 NFL Draft

COLLEGE

- Played in 34 games (13 starts) for North Carolina, completing 386-of-572 passes (67.5 pct.) for 4,762 yards, 41 TDs and 10 interceptions in three seasons of action; added 439 rushing yards and eight TDs
- Finished his UNC career fifth in passing TDs (41), sixth in passing yards (4,762) and seventh in total offense (5,201)
- As a junior in 2016 he started all 13 games in his first season as a starter for the Tar Heels
- Set UNC single-season records for passing yards (3,748), passing TDs (30) and total offense (4,056) while completing 304-of-477 (68.0) passes
- Set the multi-game school record with 30 consecutive completions over two games (last 18 vs. JMU; first 12 vs. Pitt); also set the school record for most passing yards in consecutive games with 885 (432 vs. JMU; 453 vs. Pitt)
- Had seven games with 3+ passing TDs in 2016 and added 308 rushing yards on 93 attempts (3.3 avg) and five TDs
- Set career highs with 453 yards and five TDs with zero interceptions on 35-of-46 passing vs. Pitt
- Completed 31-of-38 passes for 405 yards and three TDs in the 37-35 win in the No. 12 Florida State
- Threw for 280 yards and two TDs on 23-of-39 passing vs. Stanford in the Sun Bowl

PERSONAL

- Attended Mentor High School (Mentor, Ohio)
- Named 2016 Mr. Football in the state of Ohio by the Associated Press and honorable-mention Parade All-America
- Most prolific passer in the Greater Cleveland area, becoming the first to pass for more than 9,000 career yards and more than 4,000 yards as a senior
- Rated the No. 1 dual-threat quarterback by 247sports.com and the No. 3 player in Ohio
- Passed for 4,063 yards and 42 TDs as a senior, including 1,593 in four playoff games; ranked among the top 10 passers in Ohio High School history with 9,126 yards and 92 TDs
- Rushed for 1,559 career yards and 33 TDs, averaging 4.1 per carry
- Also served as Mentor's punter in 2012, posted a 40.8 average
- Full name: Mitchell David Trubisky

COMMUNITY

- ★ Pledged \$10,000 to Allen Robinson's Within Reach Foundation
- ★ Serves on the Pittsburgh Steelers Social Justice Committee

REGULAR SEASON COMPARISON: PASSING - LOS ANGELES RAMS

| DATE | OPP | W/L | GP/GS | C | ATT | YDS. | AVG. | TD | LG | INT | SK | SKYD | RTG |
|---------------|------------|-----|-------|----|-----|------|------|----|----|-----|----|------|------|
| 12/9/18 | CHI vs. LA | W | S | 16 | 30 | 110 | 3.7 | 1 | 17 | 3 | 1 | 10 | 33.3 |
| 11/17/19 | CHI @ LA | L | S | 24 | 43 | 190 | 4.4 | 1 | 19 | 1 | 1 | 2 | 65.1 |
| TOTALS | | 1/1 | 2/2 | 40 | 73 | 300 | 4.1 | 2 | 19 | 4 | 2 | 12 | -- |

MITCH TRUBISKY'S NFL REGULAR SEASON PASSING STATISTICS

| DATE | TEAM | GP | GS | ATT. | CMP. | PCT. | YDS | AVG. | TD | INT. | LG | SK | LST | RATE |
|---------------|----------|----|----|-------|-------|------|--------|------|----|------|-----|-----|-----|------|
| 2017 | Bears | 12 | 12 | 330 | 196 | 59.4 | 2,193 | 6.6 | 7 | 7 | 70 | 31 | 196 | 77.5 |
| 2018 | Bears | 14 | 14 | 434 | 289 | 66.6 | 3,223 | 7.4 | 24 | 12 | 70t | 24 | 143 | 95.4 |
| 2019 | Bears | 15 | 15 | 516 | 326 | 63.2 | 3,138 | 6.1 | 17 | 10 | 53 | 38 | 234 | 83.0 |
| 2020 | Bears | 10 | 9 | 297 | 199 | 67.0 | 2,055 | 6.9 | 16 | 8 | 53 | 18 | 125 | 93.5 |
| 2021 | Bills | 6 | 0 | 8 | 6 | 75.0 | 43 | 5.4 | 0 | 1 | 15 | 0 | 0 | 47.4 |
| 2022 | Steelers | 7 | 5 | 180 | 117 | 65.0 | 1,252 | 7.0 | 4 | 5 | 45 | 11 | 68 | 81.1 |
| 2023 | Steelers | 1 | 0 | 5 | 3 | 60.0 | 18 | 3.6 | 0 | 0 | 8 | 0 | 0 | 67.1 |
| TOTALS | | 65 | 55 | 1,770 | 1,136 | 64.2 | 11,922 | 6.7 | 68 | 43 | 70T | 122 | 766 | 86.3 |

MITCH TRUBISKY'S NFL POSTSEASON PASSING STATISTICS

| DATE | TEAM | GP | GS | ATT. | CMP. | PCT. | YDS | AVG. | TD | INT. | LG | SK | LST | RATE |
|---------------|-------|----|----|------|------|------|-----|------|----|------|----|----|-----|------|
| 2018 | Bears | 1 | 1 | 43 | 26 | 60.5 | 303 | 7.0 | 1 | 0 | 45 | 2 | 12 | 89.6 |
| 2020 | Bears | 1 | 1 | 29 | 19 | 65.5 | 199 | 6.9 | 1 | 0 | 28 | 1 | 8 | 96.8 |
| 2021 | Bills | 1 | 0 | 0 | 0 | 0.0 | 0 | 0.0 | 0 | 0 | 0 | 0 | 0 | 0.0 |
| TOTALS | | 3 | 2 | 72 | 45 | 62.5 | 502 | 7.0 | 2 | 0 | 45 | 3 | 20 | 92.5 |

MITCH TRUBISKY'S NFL REGULAR SEASON RUSHING STATISTICS

| DATE | TEAM | NO. | YDS. | AVG. | LG | TD |
|---------------|----------|-----|-------|------|-----|----|
| 2017 | Bears | 41 | 248 | 6.0 | 46 | 2 |
| 2018 | Bears | 68 | 421 | 6.2 | 39 | 3 |
| 2019 | Bears | 48 | 193 | 4.0 | 23t | 2 |
| 2020 | Bears | 33 | 195 | 5.9 | 45 | 1 |
| 2021 | Bills | 13 | 24 | 1.8 | 22 | 1 |
| 2022 | Steelers | 19 | 38 | 2.0 | 9 | 2 |
| 2023 | Steelers | 0 | 0 | 0.0 | 0 | 0 |
| TOTALS | | 222 | 1,119 | 5.0 | 46 | 11 |

MITCH TRUBISKY'S NFL POSTSEASON RUSHING STATISTICS

| DATE | TEAM | NO. | YDS. | AVG. | LG | TD |
|---------------|-------|-----|------|------|----|----|
| 2018 | Bears | 3 | 9 | 3.0 | 6 | 0 |
| 2020 | Bears | 3 | 10 | 3.3 | 7 | 0 |
| 2021 | Bills | 3 | -2 | -0.7 | 0 | 0 |
| TOTALS | | 9 | 17 | 1.9 | 7 | 0 |

MITCH TRUBISKY'S NFL REGULAR SEASON PASSING/RUSHING STATISTICS

| DATE | TEAM | GP | GS | PASSING | | | | | | | | | | RUSHING | | | | | |
|---------------|----------|----|----|---------|-------|------|--------|------|----|------|-----|-----|-----|---------|-----|-------|------|-----|----|
| | | | | ATT. | CMP. | PCT. | YDS | AVG. | TD | INT. | LG | SK | LST | RATE | NO. | YDS. | AVG. | LG | TD |
| 2017 | Bears | 12 | 12 | 330 | 196 | 59.4 | 2,193 | 6.6 | 7 | 7 | 70 | 31 | 196 | 77.5 | 41 | 248 | 6.0 | 46 | 2 |
| 2018 | Bears | 14 | 14 | 434 | 289 | 66.6 | 3,223 | 7.4 | 24 | 12 | 70t | 24 | 143 | 95.4 | 68 | 421 | 6.2 | 39 | 3 |
| 2019 | Bears | 15 | 15 | 516 | 326 | 63.2 | 3,138 | 6.1 | 17 | 10 | 53 | 38 | 234 | 83.0 | 48 | 193 | 4.0 | 23t | 2 |
| 2020 | Bears | 10 | 9 | 297 | 199 | 67.0 | 2,055 | 6.9 | 16 | 8 | 53 | 18 | 125 | 93.5 | 33 | 195 | 5.9 | 45 | 1 |
| 2021 | Bills | 6 | 0 | 8 | 6 | 75.0 | 43 | 5.4 | 0 | 1 | 15 | 0 | 0 | 47.4 | 13 | 24 | 1.8 | 22 | 1 |
| 2022 | Steelers | 7 | 5 | 180 | 117 | 65.0 | 1,252 | 7.0 | 4 | 5 | 45 | 11 | 68 | 81.1 | 19 | 38 | 2.0 | 9 | 2 |
| 2023 | Steelers | 1 | 0 | 5 | 3 | 60.0 | 18 | 3.6 | 0 | 0 | 8 | 0 | 0 | 67.1 | 0 | 0 | 0.0 | 0 | 0 |
| TOTALS | | 65 | 55 | 1,770 | 1,136 | 64.2 | 11,922 | 6.7 | 68 | 43 | 70T | 122 | 766 | 86.3 | 222 | 1,119 | 5.0 | 46 | 11 |

MITCH TRUBISKY'S NFL POSTSEASON PASSING/RUSHING STATISTICS

| DATE | TEAM | GP | GS | PASSING | | | | | | | | | | RUSHING | | | | | |
|---------------|-------|----|----|---------|------|------|-----|------|----|------|----|----|-----|---------|-----|------|------|----|----|
| | | | | ATT. | CMP. | PCT. | YDS | AVG. | TD | INT. | LG | SK | LST | RATE | NO. | YDS. | AVG. | LG | TD |
| 2018 | Bears | 1 | 1 | 43 | 26 | 60.5 | 303 | 7.0 | 1 | 0 | 45 | 2 | 12 | 89.6 | 3 | 9 | 3.0 | 6 | 0 |
| 2020 | Bears | 1 | 1 | 29 | 19 | 65.5 | 199 | 6.9 | 1 | 0 | 28 | 1 | 8 | 96.8 | 3 | 10 | 3.3 | 7 | 0 |
| 2021 | Bills | 1 | 0 | 0 | 0 | 0.0 | 0 | 0.0 | 0 | 0 | 0 | 0 | 0 | 0.0 | 3 | -2 | -0.7 | 0 | 0 |
| TOTALS | | 3 | 2 | 72 | 45 | 62.5 | 502 | 7.0 | 2 | 0 | 45 | 3 | 20 | 92.5 | 9 | 17 | 1.9 | 7 | 0 |

SINGLE-GAME HIGHS: QUARTERBACK

| | | | |
|-----------------------|---|-----------------|--|
| Pass Attempts | 54 vs. New Orleans Saints, Oct 20, 2019 53 at Green Bay Packers, Dec 15, 2019 | Passer Rating | 154.6 vs. Tampa Bay Buccaneers, Sep 30, 2018 148.6 vs. Detroit Lions, Nov 11, 2018 |
| Pass Completions | 34 vs. New Orleans Saints, Oct 20, 2019 33 vs. Green Bay Packers, Jan 03, 2021 | Rush Attempts | 10 vs. Dallas Cowboys, Dec 05, 2019 10 vs. Minnesota Vikings, Nov 18, 2018 |
| Yards Passing | 355 vs. Detroit Lions, Nov 11, 2018 354 vs. Tampa Bay Buccaneers, Sep 30, 2018 | Rushing Yards | 81 vs. New England Patriots, Oct 21, 2018 63 vs. Dallas Cowboys, Dec 05, 2019 |
| TD Passes | 6 vs. Tampa Bay Buccaneers, Sep 30, 2018 3 vs. Houston Texans, Dec 13, 2020 ...8 more at 3. | Rushing Average | 6.3 vs. Dallas Cowboys, Dec 05, 2019 6.3 vs. Cleveland Browns, Dec 24, 2017 |
| Long Passes | 70t vs. New York Jets, Oct 28, 2018 70 vs. Carolina Panthers, Oct 22, 2017 | Longest Runs | 46 at New Orleans Saints, Oct 29, 2017 45 at Atlanta Falcons, Sep 27, 2020 |
| Completion Percentage | 86.2 at San Francisco 49ers, Dec 23, 2018 80.6 at Washington Redskins, Sep 23, 2019 | Rushing TDs | 1 at Carolina Panthers, Dec 18, 2022 1 at Cleveland Browns, Sep 22, 2022 ...9 more at 1. |

SINGLE-GAME HIGHS - POSTSEASON: QUARTERBACK

| | | | |
|------------------|--|-----------------------|--|
| Pass Attempts | 43 vs. Philadelphia Eagles, Jan 06, 2019 29 at New Orleans Saints, Jan 10, 2021 | Completion Percentage | 65.5 at New Orleans Saints, Jan 10, 2021 60.5 vs. Philadelphia Eagles, Jan 06, 2019 |
| Pass Completions | 26 vs. Philadelphia Eagles, Jan 06, 2019 19 at New Orleans Saints, Jan 10, 2021 | Passer Rating | 96.8 at New Orleans Saints, Jan 10, 2021 89.6 vs. Philadelphia Eagles, Jan 06, 2019 |
| Yards Passing | 303 vs. Philadelphia Eagles, Jan 06, 2019 199 at New Orleans Saints, Jan 10, 2021 | Rush Attempts | 3 vs. New England Patriots, Jan 15, 2022 3 at New Orleans Saints, Jan 10, 2021 |
| TD Passes | 1 at New Orleans Saints, Jan 10, 2021 1 vs. Philadelphia Eagles, Jan 06, 2019 | Rushing Yards | 3 vs. Philadelphia Eagles, Jan 06, 2019 10 at New Orleans Saints, Jan 10, 2021 |
| Long Passes | 45 vs. Philadelphia Eagles, Jan 06, 2019 34 vs. Philadelphia Eagles, Jan 06, 2019 31 vs. Philadelphia Eagles, Jan 06, 2019 28 at New Orleans Saints, Jan 10, 2021 27 vs. Philadelphia Eagles, Jan 06, 2019 | Longest Runs | 9 vs. Philadelphia Eagles, Jan 06, 2019 7 at New Orleans Saints, Jan 10, 2021 6 vs. Philadelphia Eagles, Jan 06, 2019 4 vs. Philadelphia Eagles, Jan 06, 2019 2 at New Orleans Saints, Jan 10, 2021 1 at New Orleans Saints, Jan 10, 2021 |

300-YARD PASSING GAMES (7): REGULAR SEASON

| DATE | TEAM | NO. | YDS. | AVG. | LG | TD |
|----------|-------------|-----|------|------|----|----|
| 12/16/17 | at Lions | 31 | 314 | 10.1 | 22 | 1 |
| 09/30/18 | BUCCANEERS | 19 | 354 | 18.6 | 47 | 6 |
| 10/14/18 | at Dolphins | 22 | 316 | 14.4 | 54 | 3 |
| 10/21/18 | PATRIOTS | 26 | 333 | 12.8 | 54 | 2 |
| 11/11/18 | LIONS | 23 | 355 | 15.4 | 55 | 3 |
| 11/28/19 | at Lions | 29 | 338 | 11.7 | 35 | 3 |
| 12/15/19 | at Packers | 29 | 334 | 11.5 | 34 | 1 |

300-YARD PASSING GAMES (1): POSTSEASON

| DATE | TEAM | NO. | YDS. | AVG. | LG | TD |
|----------|--------|-----|------|------|----|----|
| 01/06/19 | EAGLES | 26 | 303 | 11.7 | 45 | 1 |

2023 GAME-BY-GAME REGULAR-SEASON STATISTICS (STEELERS)

| DATE | OPPONENT | P/S | PASSING | | | | | | | | | | | RUSHING | | | | W/L | SCORE |
|--------------------|------------|-----|---------------------------|-----|-----|------|-----|-----|----|-----|----|-------|------|---------|-----|----|----|-----|-------|
| | | | ATT | CMP | YDS | PCT | Y/A | Y/C | TD | INT | LG | SK/YD | RATE | ATT | YDS | LG | TD | | |
| 09/10 | 49ers | | DID NOT PLAY (NON-INJURY) | | | | | | | | | | | | | | | L | 7-30 |
| 09/18 | Browns | | DID NOT PLAY (NON-INJURY) | | | | | | | | | | | | | | | W | 26-22 |
| 09/24 | at Raiders | | DID NOT PLAY (NON-INJURY) | | | | | | | | | | | | | | | W | 23-18 |
| 10/01 | at Texans | P | 5 | 3 | 18 | 60.0 | 3.6 | 6.0 | 0 | 0 | 8 | 0/0 | 67.1 | 0 | 0 | 0 | 0 | L | 6-30 |
| 10/08 | Ravens | | DID NOT PLAY (NON-INJURY) | | | | | | | | | | | | | | | W | 17-10 |
| 2023 TOTALS | | 1-0 | 5 | 3 | 18 | 60.0 | 3.6 | 6.0 | 0 | 0 | 8 | 0/0 | 67.1 | 0 | 0 | 0 | 0 | 3-2 | |

2022 GAME-BY-GAME REGULAR-SEASON STATISTICS (STEELERS)

| DATE | OPPONENT | P/S | PASSING | | | | | | | | | | | RUSHING | | | | W/L | SCORE |
|--------------------|-------------|-----|---------------------------|-----|-------|------|------|------|----|-----|----|-------|-------|---------|-----|----|----|-----|--------|
| | | | ATT | CMP | YDS | PCT | Y/A | Y/C | TD | INT | LG | SK/YD | RATE | ATT | YDS | LG | TD | | |
| 09/11 | at Bengals | S | 38 | 21 | 194 | 55.3 | 5.1 | 9.2 | 1 | 0 | 32 | 1/2 | 78.2 | 3 | 9 | 6 | 0 | W | 23-20+ |
| 09/18 | Patriots | S | 33 | 21 | 168 | 63.6 | 5.1 | 8.0 | 1 | 1 | 23 | 3/16 | 73.8 | 1 | 7 | 7 | 0 | L | 14-17 |
| 09/22 | at Browns | S | 32 | 20 | 207 | 62.5 | 6.5 | 10.4 | 0 | 0 | 36 | 1/3 | 81.1 | 2 | 7 | 6 | 1 | L | 17-29 |
| 10/02 | Jets | S | 13 | 7 | 84 | 53.8 | 6.5 | 12.0 | 0 | 1 | 26 | 3/26 | 41.8 | 1 | 1 | 1 | 0 | L | 20-24 |
| 10/09 | at Bills | | DID NOT PLAY (NON-INJURY) | | | | | | | | | | | | | | | L | 3-38 |
| 10/16 | Buccaneers | P | 12 | 9 | 144 | 75.0 | 12.0 | 16.0 | 1 | 0 | 45 | 1/6 | 142.4 | 6 | 5 | 9 | 0 | W | 20-18 |
| 10/23 | at Dolphins | | DID NOT PLAY (NON-INJURY) | | | | | | | | | | | | | | | L | 10-16 |
| 10/30 | at Eagles | | DID NOT PLAY (NON-INJURY) | | | | | | | | | | | | | | | L | 13-35 |
| 11/13 | Saints | | DID NOT PLAY (NON-INJURY) | | | | | | | | | | | | | | | W | 20-10 |
| 11/20 | Bengals | | DID NOT PLAY (NON-INJURY) | | | | | | | | | | | | | | | L | 30-37 |
| 11/28 | at Colts | | DID NOT PLAY (NON-INJURY) | | | | | | | | | | | | | | | W | 24-17 |
| 12/04 | at Falcons | | DID NOT PLAY (NON-INJURY) | | | | | | | | | | | | | | | W | 19-16 |
| 12/11 | Ravens | P | 30 | 22 | 276 | 73.3 | 9.2 | 12.5 | 1 | 3 | 42 | 1/5 | 73.1 | 0 | 0 | 0 | 0 | L | 14-16 |
| 12/18 | at Panthers | S | 22 | 17 | 179 | 77.3 | 8.1 | 10.5 | 0 | 0 | 38 | 1/10 | 100.4 | 6 | 9 | 4 | 1 | W | 24-16 |
| 12/24 | Raiders | | DID NOT PLAY (NON-INJURY) | | | | | | | | | | | | | | | W | 13-10 |
| 01/01 | at Ravens | | DID NOT PLAY (NON-INJURY) | | | | | | | | | | | | | | | W | 16-13 |
| 01/08 | Browns | | DID NOT PLAY (NON-INJURY) | | | | | | | | | | | | | | | W | 28-14 |
| 2022 TOTALS | | 7-5 | 180 | 117 | 1,252 | 65.0 | 7.0 | 10.7 | 4 | 5 | 45 | 11/68 | 81.1 | 19 | 38 | 9 | 2 | 9-8 | |

+ - Overtime

2017 GAME-BY-GAME REGULAR-SEASON STATISTICS (BEARS)

| DATE | OPPONENT | P/S | PASSING | | | | | | | | | | | RUSHING | | | | W/L | SCORE |
|--------------------|---------------|-------|---------------------------|------------|--------------|-------------|------------|-------------|----------|----------|-----------|---------------|-------------|-----------|------------|-----------|----------|-------------|--------|
| | | | ATT | CMP | YDS | PCT | Y/A | Y/C | TD | INT | LG | SK/YD | RATE | ATT | YDS | LG | TD | | |
| 09/10 | Falcons | | DID NOT PLAY (NON-INJURY) | | | | | | | | | | | | | | | L | 17-23 |
| 09/17 | at Buccaneers | | DID NOT PLAY (NON-INJURY) | | | | | | | | | | | | | | | L | 7-29 |
| 09/24 | Steelers | | DID NOT PLAY (NON-INJURY) | | | | | | | | | | | | | | | W | 23-17+ |
| 09/28 | at Packers | | DID NOT PLAY (NON-INJURY) | | | | | | | | | | | | | | | L | 14-35 |
| 10/09 | Vikings | S | 25 | 12 | 128 | 48.0 | 5.1 | 10.7 | 1 | 1 | 20t | 1/7 | 60.1 | 3 | 22 | 13 | 0 | L | 17-20 |
| 10/15 | at Ravens | S | 16 | 8 | 113 | 50.0 | 7.1 | 14.1 | 1 | 0 | 27t | 4/23 | 94.0 | 4 | 32 | 19 | 0 | W | 27-24+ |
| 10/22 | Panthers | S | 7 | 4 | 107 | 57.1 | 15.3 | 26.8 | 0 | 0 | 70 | 4/22 | 101.8 | 5 | 3 | 7 | 0 | W | 17-3 |
| 10/29 | at Saints | S | 32 | 14 | 164 | 43.8 | 5.1 | 11.7 | 0 | 1 | 45 | 2/14 | 46.9 | 3 | 53 | 46 | 0 | L | 12-20 |
| 11/12 | Packers | S | 35 | 21 | 297 | 60.0 | 8.5 | 14.1 | 1 | 0 | 46t | 5/29 | 97.0 | 0 | 0 | 0 | 0 | L | 16-23 |
| 11/19 | Lions | S | 30 | 18 | 179 | 60.0 | 6.0 | 9.9 | 1 | 0 | 22 | 1/3 | 88.1 | 6 | 53 | 19 | 0 | L | 24-27 |
| 11/26 | at Eagles | S | 33 | 17 | 147 | 51.5 | 4.5 | 8.6 | 0 | 2 | 19 | 2/13 | 38.3 | 4 | 12 | 11 | 0 | L | 3-31 |
| 12/03 | 49ers | S | 15 | 12 | 102 | 80.0 | 6.8 | 8.5 | 1 | 0 | 21 | 2/17 | 117.2 | 4 | 19 | 9 | 0 | L | 14-15 |
| 12/10 | at Bengals | S | 32 | 25 | 271 | 78.1 | 8.5 | 10.8 | 1 | 0 | 36 | 2/21 | 112.4 | 2 | 5 | 4t | 1 | W | 33-7 |
| 12/16 | at Lions | S | 46 | 31 | 314 | 67.4 | 6.8 | 10.1 | 1 | 3 | 22 | 2/8 | 66.8 | 2 | 3 | 5 | 0 | L | 10-20 |
| 12/24 | Browns | S | 23 | 14 | 193 | 60.9 | 8.4 | 13.8 | 0 | 0 | 40 | 5/32 | 87.8 | 7 | 44 | 14 | 1 | W | 20-3 |
| 12/31 | at Vikings | S | 36 | 20 | 178 | 55.6 | 4.9 | 8.9 | 0 | 0 | 30 | 1/7 | 69.0 | 1 | 2 | 2 | 0 | L | 10-23 |
| 2017 TOTALS | | 12-12 | 330 | 196 | 2,193 | 59.4 | 6.6 | 11.2 | 7 | 7 | 70 | 31/196 | 77.5 | 41 | 248 | 46 | 2 | 5-11 | |

+ - Overtime

29

CORNERBACK

LEVI WALLACE
Let's give him the green!

HEIGHT: 6-0
WEIGHT: 179
BORN: June 12, 1995
COLLEGE: Alabama

BIRTHPLACE: Tucson, AZ
HOW ACQUIRED: FA '22
NFL EXPERIENCE: 6th year

PRO CAREER

- ✦ Has played in 67 games (61 starts) over his four-year NFL career (Buffalo 2018-21; Pittsburgh 2022)
- ✦ Has registered 267 tackles (204 solo), 43 passes defended, seven tackles for loss, 10 interceptions and one fumble recovery
- ✦ His 61 starts as an undrafted free agent rank ninth among cornerbacks and 22nd among defensive backs in the League since 2011
- ✦ Tied for second in games started by an undrafted free agent over a five year span since 2011 (CB Brandon Browner, 61, 2011-15; DT Poona Ford, 64, 2018-22)
- ✦ Tied for 14th in games started by undrafted free agents over the first five years of their career since 2011
- ✦ Made NFL debut in Week 1 of 2018 (at N.Y. Jets)
- ✦ Made NFL starting debut in Week 1 of 2018 (at N.Y. Jets)

2022 (STEELERS)

- ✦ Played in 15 regular-season games (nine starts)
- ✦ Registered 48 tackles (33 solo) and 13 passes defended (second-most on the team)
- ✦ Caught a career-best four interceptions to rank second on the team, tied-11th overall in the NFL and tied-fifth in the NFL among cornerbacks
- ✦ Recorded his first interception of the season against his former team when he picked off QB Josh Allen in Week 5 at Buffalo
- ✦ Caught interceptions in back-to-back games for the first time with one a piece in Week 10 vs. New Orleans and Week 12 vs. Cincinnati
- ✦ Tied his career-high three passes defended in a single game in Week 10 vs. New Orleans
- ✦ Picked off QB Deshaun Watson in the second quarter in Week 18 vs. Cleveland

2021 (BILLS)

- ✦ Played in and started all 17 regular-season games
- ✦ Led Buffalo with 10 passes defended and ranked third on the Bills with two interceptions
- ✦ Registered a career-best three takeaways (added a fumble recovery)
- ✦ Recorded 58 tackles (47 solo) and one TFL
- ✦ Registered his first career postseason interception (vs. New England, Jan. 15, 2022)

2020 (BILLS)

- ✦ Played in and started 12 regular-season games
- ✦ Recorded 48 tackles (34 solo), one TFL, one quarterback hit, two interceptions and eight passes defended
- ✦ Posted first career sack (Lamar Jackson) in playoff game vs. Baltimore (Jan. 16, 2021)
- ✦ Sealed victory at Pittsburgh (Dec. 13, 2020) with a fourth quarter interception
- ✦ Registered a career-high 10 tackles at San Francisco (Dec. 7)
- ✦ Collected a career-best three passes defended vs. Pittsburgh (Dec. 13)

2019 (BILLS)

- ✦ Played in and started all 16 regular-season games
- ✦ Recorded a career-best 76 tackles (66 solo), a career-high four TFL, two interceptions and nine passes defended
- ✦ Registered his first career interception in the final seconds of a 17-10 victory at Pittsburgh (Dec. 15, 2019)
- ✦ Picked off QB Sam Darnold in Week 17 vs. New York Jets for his second interception of the season

2018 (BILLS)

- ✦ Played in and started seven regular-season games after spending the first few weeks of the season on the practice squad
- ✦ Recorded 37 tackles (24 solo), one tackle for loss, one quarterback hit and three passes defended

TRANSACTIONS

- ✦ Signed a two-year contract with Pittsburgh on Mar. 15, 2022
- ✦ Signed a one-year contract with Buffalo on Mar. 17, 2021
- ✦ Signed a one-year contract with the Bills on Mar. 10, 2020
- ✦ Promoted to the Buffalo active roster on Nov. 6, 2018
- ✦ Signed to the Bills practice squad on Sept. 3, 2018
- ✦ Waived by Buffalo on Sept. 1, 2018
- ✦ Signed with the Bills as an undrafted free agent on May 1, 2018

COLLEGE

- ✦ A former walk-on at Alabama, Wallace not only earned a scholarship with the Crimson Tide but also a starting role on their National Championship squad in 2017 (alongside current Steelers' safety Minkah Fitzpatrick)
- ✦ Played in 25 games for Alabama and registered 59 tackles, 38 solo, 4.5 TFL, 2.0 sacks, three interceptions and 20 passes defended
- ✦ Registered 48 tackles, including 4.5 tackles for loss (-22 yards) and two sacks (-18 yards) as a senior in 2017
- ✦ Paced the Tide in pass breakups with 15 and led the SEC in passes defended with 18 in 2017
- ✦ Finished 21st nationally in passes defended and was selected as a semifinalist for the Jim Thorpe Award, joining teammate Minkah Fitzpatrick on the list
- ✦ Tied for second on the team in interceptions with three, one of which he returned for a touchdown, in 2017
- ✦ Tabbed a Second Team All-SEC honoree by the Associated Press in 2017

PERSONAL

- ✦ Attended Tucson High School (Tucson, Ariz.)
- ✦ Son of Wendy and the late Walter Wallace, he has a younger brother, Lawrence
- ✦ In 2020 offseason, teamed up with the American Cancer Society to raise money and aware during a live stream event of him playing Fortnite with former Bills and Alabama teammates
- ✦ Lost an aunt to breast cancer and grandfather to prostate cancer
- ✦ Earned his degree in business with a sales certification

COMMUNITY

- ✦ Hosted a youth football camp and combine during the 2023 offseason
- ✦ Donated daycare supplies to a local Pittsburgh daycare during the 2023 offseason
- ✦ Visited the daycare to assemble the donations and spend time with the children
- ✦ Hosts a golf tournament to raise funds for his foundation
- ✦ Volunteered at Buffalo City Mission, a shelter that provides shelter, hot meals, counseling and recuperative care to the homeless by serving meals.
- ✦ Reads to children at daycares and centers
- ✦ Levi Wallace Foundation: Helping to bridge the gap in marginalized communities by providing the youth with impactful opportunities, resources, and programs that will not only maximize their potential, but directly highlight their growth

REGULAR SEASON COMPARISON: DEFENSIVE - LOS ANGELES RAMS

| DATE | OPP | W/L | GP/GS | TACKLES | | | | ASST | SACK | YDS. | INT | TFL | PD | QBH | TD | MISC | | |
|---------------|------------|-----|-------|---------|------|----|-----|------|------|------|-----|-----|----|-----|----|------|----|----|
| | | | | TOT | SOLO | FF | FR | | | | | | | | | FF | FR | FR |
| 9/27/20 | BUF vs. LA | W | S | 9 | 6 | 3 | 0.0 | 0.0 | 0.0 | 1 | 0 | 1 | 0 | 0 | 0 | 0 | 0 | |
| TOTALS | | 1/0 | 1/1 | 9 | 6 | 3 | 0.0 | 0.0 | 0.0 | 1 | 0 | 1 | 0 | 0 | 0 | 0 | 0 | |

LEVI WALLACE'S NFL REGULAR SEASON DEFENSIVE STATISTICS

| DATE | TEAM | GP | GS | TACKLES | | | | INTERCEPTIONS | | | | O. FUMB | | | | ST | | | | MISC | | | | | | |
|-------------------|----------|----|----|---------|-----|----|-----|---------------|-----|-----|-----|---------|-----|----|----|----|----|----|----|------|----|---|---|----|----|---|
| | | | | TK | S | A | TFL | YDS | SK | YDS | QBH | NO | YDS | LG | TD | PD | FF | FR | TD | YDS | TK | S | A | FF | FR | S |
| 2018 | Bills | 7 | 7 | 37 | 24 | 13 | 1 | 1 | 0.0 | 0.0 | 1 | 0 | 0 | 0 | 3 | 0 | 0 | 0 | 0 | 0 | 0 | 0 | 0 | 0 | 0 | 0 |
| 2019 | Bills | 16 | 16 | 76 | 66 | 10 | 4 | 4 | 0.0 | 0.0 | 0 | 2 | 2 | 0 | 9 | 0 | 0 | 0 | 0 | 0 | 0 | 0 | 0 | 0 | 0 | 0 |
| 2020 | Bills | 12 | 12 | 48 | 34 | 14 | 1 | 2 | 0.0 | 0.0 | 1 | 2 | 0 | 0 | 8 | 0 | 0 | 0 | 0 | 0 | 0 | 0 | 0 | 0 | 0 | 0 |
| 2021 | Bills | 17 | 17 | 58 | 47 | 11 | 1 | 4 | 0.0 | 0.0 | 0 | 2 | 29 | 15 | 10 | 1 | 0 | 0 | 0 | 0 | 0 | 0 | 0 | 0 | 0 | 0 |
| 2022 | Steelers | 15 | 9 | 48 | 33 | 15 | 0 | 0 | 0.0 | 0.0 | 0 | 4 | 6 | 3 | 13 | 0 | 0 | 0 | 0 | 0 | 0 | 0 | 0 | 0 | 0 | 0 |
| 2023 | Steelers | 5 | 4 | 21 | 18 | 3 | 0 | 0 | 0.0 | 0.0 | 0 | 2 | 0 | 0 | 7 | 0 | 0 | 0 | 0 | 0 | 0 | 0 | 0 | 0 | 0 | 0 |
| NFL TOTALS | | 72 | 65 | 288 | 222 | 66 | 7 | 11 | 0.0 | 0.0 | 2 | 12 | 37 | 15 | 0 | 50 | 0 | 1 | 0 | 0 | 0 | 0 | 0 | 0 | 0 | 0 |

LEVI WALLACE'S NFL POSTSEASON DEFENSIVE STATISTICS

| DATE | TEAM | GP | GS | TACKLES | | | | INTERCEPTIONS | | | | O. FUMB | | | | ST | | | | MISC | | | | | | |
|-------------------|-------|----|----|---------|----|---|-----|---------------|-----|------|-----|---------|-----|----|----|----|----|----|----|------|----|---|---|----|----|---|
| | | | | TK | S | A | TFL | YDS | SK | YDS | QBH | NO | YDS | LG | TD | PD | FF | FR | TD | YDS | TK | S | A | FF | FR | S |
| 2019 | Bills | 0 | 0 | 0 | 0 | 0 | 0 | 0 | 0.0 | 0.0 | 0 | 0 | 0 | 0 | 0 | 0 | 0 | 0 | 0 | 0 | 0 | 0 | 0 | 0 | 0 | 0 |
| 2020 | Bills | 3 | 3 | 12 | 8 | 4 | 2 | 11 | 1.0 | 11.0 | 1 | 0 | 0 | 0 | 1 | 0 | 0 | 0 | 0 | 0 | 0 | 0 | 0 | 0 | 0 | 0 |
| 2021 | Bills | 2 | 2 | 11 | 8 | 3 | 1 | 2 | 0.0 | 0.0 | 0 | 1 | 0 | 0 | 1 | 0 | 0 | 0 | 0 | 0 | 0 | 0 | 0 | 0 | 0 | 0 |
| NFL TOTALS | | 5 | 5 | 23 | 16 | 7 | 3 | 13 | 1.0 | 11.0 | 1 | 1 | 0 | 0 | 1 | 1 | 0 | 0 | 0 | 0 | 0 | 0 | 0 | 0 | 0 | 0 |

SINGLE-GAME HIGHS: DEFENSIVE

| | | | |
|-------------------|---|---------------------------|---|
| Total Tackles | 10 at San Francisco 49ers, Dec 07, 2020 | Tackles For Loss | 1 at Jacksonville Jaguars, Nov 07, 2021 |
| | 10 at Miami Dolphins, Sep 20, 2020 | | 1 vs. New York Jets, Sep 13, 2020 |
| Solo Tackles | 8 at New York Giants, Sep 15, 2019 | | ...5 more at 1. |
| | 7 at San Francisco 49ers, Dec 07, 2020 | Interceptions | 2 at Las Vegas Raiders, Sep 24, 2023 |
| | ...3 more at 7. | | 1 vs. Cleveland Browns, Jan 08, 2023 |
| Passes Defensed | 4 at Las Vegas Raiders, Sep 24, 2023 | | ...9 more at 1. |
| | 3 vs. New Orleans Saints, Nov 13, 2022 | Interception Return Yards | 15 at New York Jets, Nov 14, 2021 |
| | ...1 more at 3. | | 14 at Miami Dolphins, Sep 19, 2021 |
| Fumble Recoveries | 1 at Jacksonville Jaguars, Nov 07, 2021 | | |

SINGLE-GAME HIGHS - POSTSEASON: DEFENSIVE

| | | | |
|-----------------|--|------------------|--|
| Total Tackles | 6 at Kansas City Chiefs, Jan 23, 2022 | Forced Fumbles | 1 vs. Indianapolis Colts, Jan 09, 2021 |
| | 6 vs. Baltimore Ravens, Jan 16, 2021 | Tackles For Loss | 1 at Kansas City Chiefs, Jan 23, 2022 |
| | 5 vs. New England Patriots, Jan 15, 2022 | | 1 vs. Baltimore Ravens, Jan 16, 2021 |
| | 3 at Kansas City Chiefs, Jan 24, 2021 | | 1 vs. Indianapolis Colts, Jan 09, 2021 |
| | 3 vs. Indianapolis Colts, Jan 09, 2021 | Interceptions | 1 vs. New England Patriots, Jan 15, 2022 |
| Solo Tackles | 4 at Kansas City Chiefs, Jan 23, 2022 | | |
| | 4 vs. New England Patriots, Jan 15, 2022 | | |
| | 3 vs. Baltimore Ravens, Jan 16, 2021 | | |
| | 3 vs. Indianapolis Colts, Jan 09, 2021 | | |
| | 2 at Kansas City Chiefs, Jan 24, 2021 | | |
| Sacks | 1.0 vs. Baltimore Ravens, Jan 16, 2021 | | |
| Passes Defensed | 1 vs. New England Patriots, Jan 15, 2022 | | |

2023 GAME-BY-GAME REGULAR-SEASON STATISTICS (STEELERS)

Table with 28 columns: DATE, OPPONENT, P/S, TACKLES (TK, S, A, SK, YDS, TFL, YDS, QBH), INTERCEPTIONS (NO, YDS, LG, TD, PD), O. FUMB (FF, FR, TD, YDS), ST (TK, S, A, FF, FR), MISC (S, A), W/L, SCORE. Rows include games from 09/10 to 10/08 and 2023 TOTALS.

2022 GAME-BY-GAME REGULAR-SEASON STATISTICS (STEELERS)

Table with 28 columns: DATE, OPPONENT, P/S, TACKLES (TK, S, A, SK, YDS, TFL, YDS, QBH), INTERCEPTIONS (NO, YDS, LG, TD, PD), O. FUMB (FF, FR, TD, YDS), ST (TK, S, A, FF, FR), MISC (S, A), W/L, SCORE. Rows include games from 09/11 to 10/08 and 2022 TOTALS.

+- Overtime

2021 GAME-BY-GAME REGULAR-SEASON STATISTICS (BILLS)

Table with 28 columns: DATE, OPPONENT, P/S, TACKLES (TK, S, A, SK, YDS, TFL, YDS, QBH), INTERCEPTIONS (NO, YDS, LG, TD, PD), O. FUMB (FF, FR, TD, YDS), ST (TK, S, A, FF, FR), MISC (S, A), W/L, SCORE. Rows include games from 09/12 to 01/09 and 2021 TOTALS.

+- Overtime

2020 GAME-BY-GAME REGULAR-SEASON STATISTICS (BILLS)

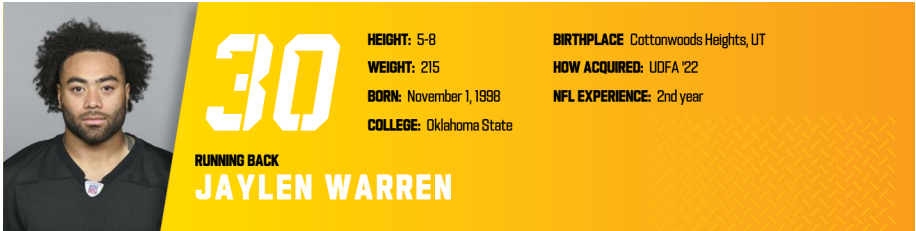
Table with 28 columns: DATE, OPPONENT, P/S, TACKLES (TK, S, A, SK, YDS, TFL, YDS, QBH), INTERCEPTIONS (NO, YDS, LG, TD, PD), O. FUMB (FF, FR, TD, YDS), ST (TK, S, A, FF, FR), MISC (S, A), W/L, SCORE. Rows include games from 09/13 to 10/03 and 2020 TOTALS.


2019 GAME-BY-GAME REGULAR-SEASON STATISTICS (BILLS)

| DATE | OPPONENT | P/S | TACKLES | | | | | | | INTERCEPTIONS | | | | O. FUMB | | | ST | | | | MISC | | W/L | SCORE | | | |
|-------------|-------------|-------|---------|----|----|-----|-----|-----|-----|---------------|----|-----|----|---------|----|----|----|----|-----|----|------|---|-----|-------|----|------|-------|
| | | | TK | S | A | SK | YDS | TFL | YDS | QBH | NO | YDS | LG | TD | PD | FF | FR | TD | YDS | TK | S | A | | | FF | FR | S |
| 09/08 | at Jets | S | 5 | 4 | 1 | 0.0 | 0.0 | 0 | 0 | 0 | 0 | 0 | 0 | 0 | 2 | 0 | 0 | 0 | 0 | 0 | 0 | 0 | 0 | 0 | 0 | W | 17-16 |
| 09/15 | at Giants | S | 8 | 8 | 0 | 0.0 | 0.0 | 0 | 0 | 0 | 0 | 0 | 0 | 0 | 1 | 0 | 0 | 0 | 0 | 0 | 0 | 0 | 0 | 0 | 0 | W | 28-14 |
| 09/22 | Bengals | S | 2 | 2 | 0 | 0.0 | 0.0 | 0 | 0 | 0 | 0 | 0 | 0 | 0 | 0 | 0 | 0 | 0 | 0 | 0 | 0 | 0 | 0 | 0 | 0 | W | 21-17 |
| 09/29 | Patriots | S | 6 | 4 | 2 | 0.0 | 0.0 | 0 | 0 | 0 | 0 | 0 | 0 | 0 | 1 | 0 | 0 | 0 | 0 | 0 | 0 | 0 | 0 | 0 | 0 | L | 10-16 |
| 10/06 | at Titans | S | 3 | 2 | 1 | 0.0 | 0.0 | 0 | 0 | 0 | 0 | 0 | 0 | 0 | 0 | 0 | 0 | 0 | 0 | 0 | 0 | 0 | 0 | 0 | 0 | W | 14-7 |
| 10/20 | Dolphins | S | 7 | 7 | 0 | 0.0 | 0.0 | 0 | 0 | 0 | 0 | 0 | 0 | 0 | 1 | 0 | 0 | 0 | 0 | 0 | 0 | 0 | 0 | 0 | 0 | W | 31-21 |
| 10/27 | Eagles | S | 4 | 4 | 0 | 0.0 | 0.0 | 1 | 1 | 0 | 0 | 0 | 0 | 0 | 1 | 0 | 0 | 0 | 0 | 0 | 0 | 0 | 0 | 0 | 0 | L | 13-31 |
| 11/03 | Redskins | S | 4 | 3 | 1 | 0.0 | 0.0 | 0 | 0 | 0 | 0 | 0 | 0 | 0 | 0 | 0 | 0 | 0 | 0 | 0 | 0 | 0 | 0 | 0 | 0 | W | 24-9 |
| 11/10 | at Browns | S | 8 | 7 | 1 | 0.0 | 0.0 | 1 | 3 | 0 | 0 | 0 | 0 | 0 | 0 | 0 | 0 | 0 | 0 | 0 | 0 | 0 | 0 | 0 | 0 | L | 16-19 |
| 11/17 | at Dolphins | S | 4 | 3 | 1 | 0.0 | 0.0 | 0 | 0 | 0 | 0 | 0 | 0 | 0 | 0 | 0 | 0 | 0 | 0 | 0 | 0 | 0 | 0 | 0 | 0 | W | 37-20 |
| 11/24 | Broncos | S | 4 | 4 | 0 | 0.0 | 0.0 | 1 | 0 | 0 | 0 | 0 | 0 | 0 | 0 | 0 | 0 | 0 | 0 | 0 | 0 | 0 | 0 | 0 | 0 | W | 20-3 |
| 11/28 | at Cowboys | S | 6 | 5 | 1 | 0.0 | 0.0 | 0 | 0 | 0 | 0 | 0 | 0 | 0 | 1 | 0 | 0 | 0 | 0 | 0 | 0 | 0 | 0 | 0 | 0 | W | 26-15 |
| 12/08 | Ravens | S | 4 | 4 | 0 | 0.0 | 0.0 | 0 | 0 | 0 | 0 | 0 | 0 | 0 | 0 | 0 | 0 | 0 | 0 | 0 | 0 | 0 | 0 | 0 | 0 | L | 17-24 |
| 12/15 | at Steelers | S | 6 | 5 | 1 | 0.0 | 0.0 | 0 | 0 | 0 | 1 | 0 | 0 | 0 | 0 | 1 | 0 | 0 | 0 | 0 | 0 | 0 | 0 | 0 | 0 | W | 17-10 |
| 12/21 | at Patriots | S | 3 | 2 | 1 | 0.0 | 0.0 | 1 | 0 | 0 | 0 | 0 | 0 | 0 | 0 | 0 | 0 | 0 | 0 | 0 | 0 | 0 | 0 | 0 | 0 | L | 17-24 |
| 12/29 | Jets | S | 2 | 2 | 0 | 0.0 | 0.0 | 0 | 0 | 0 | 1 | 2 | 2 | 0 | 1 | 0 | 0 | 0 | 0 | 0 | 0 | 0 | 0 | 0 | 0 | L | 6-13 |
| 2019 TOTALS | | 16-16 | 76 | 66 | 10 | 0.0 | 0.0 | 4 | 4 | 0 | 2 | 2 | 2 | 0 | 9 | 0 | 0 | 0 | 0 | 0 | 0 | 0 | 0 | 0 | 0 | 10-6 | |

2018 GAME-BY-GAME REGULAR-SEASON STATISTICS (BILLS)

| DATE | OPPONENT | P/S | TACKLES | | | | | | | INTERCEPTIONS | | | | O. FUMB | | | ST | | | | MISC | | W/L | SCORE | | | |
|-------------|-------------|-----|---------|----|----|-----|-----|-----|-----|---------------|----|-----|----|---------|----|----|----|----|-----|----|------|---|-----|-------|----|------|-------|
| | | | TK | S | A | SK | YDS | TFL | YDS | QBH | NO | YDS | LG | TD | PD | FF | FR | TD | YDS | TK | S | A | | | FF | FR | S |
| 09/09 | at Ravens | | | | | | | | | | | | | | | | | | | | | | | | | L | 3-47 |
| 09/16 | Chargers | | | | | | | | | | | | | | | | | | | | | | | | | L | 20-31 |
| 09/23 | at Vikings | | | | | | | | | | | | | | | | | | | | | | | | | W | 27-6 |
| 09/30 | at Packers | | | | | | | | | | | | | | | | | | | | | | | | | L | 0-22 |
| 10/07 | Titans | | | | | | | | | | | | | | | | | | | | | | | | | W | 13-12 |
| 10/14 | at Texans | | | | | | | | | | | | | | | | | | | | | | | | | L | 13-20 |
| 10/21 | at Colts | | | | | | | | | | | | | | | | | | | | | | | | | L | 5-37 |
| 10/29 | Patriots | | | | | | | | | | | | | | | | | | | | | | | | | L | 6-25 |
| 11/04 | Bears | | | | | | | | | | | | | | | | | | | | | | | | | L | 9-41 |
| 11/11 | at Jets | S | 1 | 0 | 1 | 0.0 | 0.0 | 0 | 0 | 0 | 0 | 0 | 0 | 0 | 1 | 0 | 0 | 0 | 0 | 0 | 0 | 0 | 0 | 0 | 0 | W | 41-10 |
| 11/25 | Jaguars | S | 5 | 4 | 1 | 0.0 | 0.0 | 0 | 0 | 0 | 0 | 0 | 0 | 0 | 0 | 0 | 0 | 0 | 0 | 0 | 0 | 0 | 0 | 0 | 0 | W | 24-21 |
| 12/02 | at Dolphins | S | 4 | 2 | 2 | 0.0 | 0.0 | 0 | 0 | 0 | 0 | 0 | 0 | 0 | 0 | 0 | 0 | 0 | 0 | 0 | 0 | 0 | 0 | 0 | 0 | L | 17-21 |
| 12/09 | Jets | S | 6 | 5 | 1 | 0.0 | 0.0 | 0 | 0 | 0 | 0 | 0 | 0 | 0 | 1 | 0 | 0 | 0 | 0 | 0 | 0 | 0 | 0 | 0 | 0 | L | 23-27 |
| 12/16 | Lions | S | 6 | 3 | 3 | 0.0 | 0.0 | 1 | 1 | 0 | 0 | 0 | 0 | 0 | 0 | 0 | 0 | 0 | 0 | 0 | 0 | 0 | 0 | 0 | 0 | W | 14-13 |
| 12/23 | at Patriots | S | 8 | 4 | 4 | 0.0 | 0.0 | 0 | 0 | 0 | 0 | 0 | 0 | 0 | 0 | 0 | 0 | 0 | 0 | 0 | 0 | 0 | 0 | 0 | 0 | L | 12-24 |
| 12/30 | Dolphins | S | 7 | 6 | 1 | 0.0 | 0.0 | 0 | 0 | 1 | 0 | 0 | 0 | 0 | 1 | 0 | 0 | 0 | 0 | 0 | 0 | 0 | 0 | 0 | 0 | W | 42-17 |
| 2018 TOTALS | | 7-7 | 37 | 24 | 13 | 0.0 | 0.0 | 1 | 1 | 1 | 0 | 0 | 0 | 0 | 3 | 0 | 0 | 0 | 0 | 0 | 0 | 0 | 0 | 0 | 0 | 6-10 | |





30

HEIGHT: 5-8
WEIGHT: 215
BORN: November 1, 1998
COLLEGE: Oklahoma State

BIRTHPLACE: Cottonwoods Heights, UT
HOW ACQUIRED: UDFA '22
NFL EXPERIENCE: 2nd year

RUNNING BACK
JAYLEN WARREN

PRO CAREER

- ✦ Has played in 16 games (no starts)
- ✦ Made NFL debut in Week 1 of 2022 (at Cincinnati)

2022 (STEELERS)

- ✦ Played in 16 regular-season games
- ✦ Rushed 77 times for 379 yards and one touchdown
- ✦ Added on 28 receptions for 214 yards
- ✦ Ranked sixth in rushing yards by an undrafted free agent running back in 2022
- ✦ Broke off runs of 10-plus yards 11 times, including three in Week 8 at Philadelphia
- ✦ Caught a pass for 26 yards, his longest reception and the longest by a Steelers running back of the season, in Week 10 vs. New Orleans
- ✦ Was inactive Week 12 at Indianapolis due to injury
- ✦ Punched in his first career touchdown in Week 15 at Carolina on a two-yard run
- ✦ Had a season-long 31-yard run in Week 17 at Baltimore to contribute to his total of 98 all-purpose yards

TRANSACTIONS

- ✦ Signed as an undrafted free agent with Pittsburgh on May 2, 2022

COLLEGE

- ✦ A JUCO product (Snow College, 2018) who played two years at Utah State (2019-20) before transferring to Oklahoma State for his final collegiate season (2021)
- ✦ Rushed for 2,126 yards and 19TDs on 407 carries (5.0 yards/rush) in 29 career college games
- ✦ Named the 2021 Big 12 Offensive Newcomer of the Year by the league's head coaches
- ✦ Voted as a captain by his teammates at the end of his lone season in Stillwater
- ✦ One of seven finalists for the 2021 Polynesian College Football Player of the Year Award
- ✦ Finished 2021 ranked in top 25 among all FBS players with 1,216 rushing yards and 11 carries of at least 20 yards
- ✦ Ranked 28th in the FBS with 1,441 yards from scrimmage in 2021
- ✦ His '21 season rushing total tied for 19th-most in a single season in school history
- ✦ Started the final 12 games of the year and played in all 14, although he was available for just the first two snaps with no carries due to an injury in the Big 12 Championship game
- ✦ Scored 11 rushing TDs on the year
- ✦ Finished with five 100-yard rushing performances, including 218 vs. Boise State, 193 vs. Texas, 125 vs. Baylor, 123 vs. Kansas State and 113 vs. TCU
- ✦ Had OSU's longest rush (75-yard TD run at Boise State) and reception (52-yard catch vs. K-State) of the year
- ✦ Had two of the top six single-game rushing yardage totals in the Big 12, including No. 2 (218 at Boise State) and No. 6 (193 at Texas)
- ✦ Received five Big 12 weekly honors, which marked two more than any other player in the conference

PERSONAL

- ✦ Derrell Jaylen Warren was born Nov. 1, 1998, in Clinton, North Carolina
- ✦ Son of Derrick and Salaneta Warren
- ✦ Graduated with a degree in sociology
- ✦ Named the 2016 Deseret News' Mr. Football and the Salt Lake Tribune Player of the Year after leading East to an undefeated 14-0 season and second consecutive Class 4A state championship
- ✦ Helped the Leopards lead the nation in rushing with 6,797 yards (485.5 ypg)
- ✦ Totaled 3,099 yards rushing during his senior season to shatter the 37-year-old single-season state rushing record, while becoming the first player in the history of Utah high school football to ever reach the 3,000-yard mark
- ✦ Tied a single-season state record with 38 rushing touchdowns as a senior in 2016

JAYLEN WARREN'S NFL REGULAR SEASON RUSHING/RECEIVING STATISTICS

| DATE | TEAM | RUSHING | | | | | | | RECEIVING | | | | |
|-------------------|----------|-----------|----------|------------|------------|------------|-----------|----------|-----------|------------|------------|-----------|----------|
| | | GP | GS | NO. | YDS. | AVG. | LG | TD | NO. | YDS. | AVG. | LG | TD |
| 2022 | Steelers | 16 | 0 | 77 | 379 | 4.9 | 31 | 1 | 28 | 214 | 7.6 | 26 | 0 |
| 2023 | Steelers | 5 | 0 | 34 | 124 | 3.6 | 18 | 0 | 21 | 166 | 7.9 | 30 | 0 |
| NFL TOTALS | | 21 | 0 | 111 | 503 | 4.5 | 31 | 1 | 49 | 380 | 7.8 | 30 | 0 |

JAYLEN WARREN'S NFL REGULAR SEASON RETURN STATISTICS

| DATE | TEAM | KICKOFF RETURNS | | | | | PUNT RETURNS | | | | | |
|-------------------|----------|-----------------|----------|------------|----------|----------|--------------|----------|----------|------------|----------|----------|
| | | RET. | YDS. | AVG. | LG | TD | NO. | FC | YDS. | AVG. | LG | TD |
| 2022 | Steelers | 0 | 0 | 0.0 | 0 | 0 | 0 | 0 | 0 | 0.0 | 0 | 0 |
| 2023 | Steelers | 0 | 0 | 0.0 | 0 | 0 | 0 | 0 | 0 | 0.0 | 0 | 0 |
| NFL TOTALS | | 0 | 0 | 0.0 | 0 | 0 | 0 | 0 | 0 | 0.0 | 0 | 0 |

SINGLE-GAME HIGHS: RUSHING/RECEIVING

| | | | |
|-----------------|---|-----------------------|---|
| Rush Attempts | 12 at Baltimore Ravens, Jan 01, 2023 11 at Carolina Panthers, Dec 18, 2022 | Receiving Yards | 66 vs. Cleveland Browns, Sep 18, 2023 40 vs. New Orleans Saints, Nov 13, 2022 |
| Rushing Yards | 76 at Baltimore Ravens, Jan 01, 2023 50 at Philadelphia Eagles, Oct 30, 2022 | Receiving Average | 16.5 vs. Cleveland Browns, Sep 18, 2023 13.3 vs. New Orleans Saints, Nov 13, 2022 |
| Rushing Average | 6.3 at Baltimore Ravens, Jan 01, 2023 4.4 vs. Baltimore Ravens, Oct 08, 2023 | Longest Receptions | 30 vs. Cleveland Browns, Sep 18, 2023 26 vs. New Orleans Saints, Nov 13, 2022 |
| Longest Runs | 31 at Baltimore Ravens, Jan 01, 2023 22 vs. Cleveland Browns, Jan 08, 2023 | All-Purpose Yards | 98 at Baltimore Ravens, Jan 01, 2023 86 vs. Cleveland Browns, Sep 18, 2023 |
| Rushing TDs | 1 at Carolina Panthers, Dec 18, 2022 | Special Teams Tackles | 1 vs. Cleveland Browns, Jan 08, 2023 1 vs. Tampa Bay Buccaneers, Oct 16, 2022 ...1 more at 1. |
| Receptions | 6 at Houston Texans, Oct 01, 2023 5 vs. San Francisco 49ers, Sep 10, 2023 | Most TDs | 1 at Carolina Panthers, Dec 18, 2022 |

2023 GAME-BY-GAME REGULAR-SEASON STATISTICS (STEELERS)

| DATE | OPPONENT | P/S | RUSHING | | | | | RECEIVING | | | | | W/L | SCORE |
|--------------------|------------|------------|-----------|------------|------------|-----------|----------|-----------|------------|------------|-----------|----------|------------|-------|
| | | | NO. | YDS. | AVG. | LG | TD | NO. | YDS. | AVG. | LG | TD | | |
| 09/10 | 49ers | P | 3 | 6 | 2.0 | 3 | 0 | 5 | 12 | 2.4 | 9 | 0 | L | 7-30 |
| 09/18 | Browns | P | 6 | 20 | 3.3 | 8 | 0 | 4 | 66 | 16.5 | 30 | 0 | W | 26-22 |
| 09/24 | at Raiders | P | 8 | 29 | 3.6 | 11 | 0 | 3 | 23 | 7.7 | 16 | 0 | W | 23-18 |
| 10/01 | at Texans | P | 8 | 29 | 3.6 | 18 | 0 | 6 | 26 | 4.3 | 7 | 0 | L | 6-30 |
| 10/08 | Ravens | P | 9 | 40 | 4.4 | 16 | 0 | 3 | 39 | 13.0 | 23 | 0 | W | 17-10 |
| 2023 TOTALS | | 5-0 | 34 | 124 | 3.6 | 18 | 0 | 21 | 166 | 7.9 | 30 | 0 | 3-2 | |

2022 GAME-BY-GAME REGULAR-SEASON STATISTICS (STEELERS)

| DATE | OPPONENT | P/S | RUSHING | | | | | RECEIVING | | | | | W/L | SCORE |
|--------------------|-------------|-------------|-----------|------------|------------|-----------|----------|------------------|------------|------------|-----------|----------|------------|--------|
| | | | NO. | YDS. | AVG. | LG | TD | NO. | YDS. | AVG. | LG | TD | | |
| 09/11 | at Bengals | P | 3 | 7 | 2.3 | 3 | 0 | 0 | 0 | 0.0 | 0 | 0 | W | 23-20+ |
| 09/18 | Patriots | P | 4 | 15 | 3.8 | 6 | 0 | 1 | 0 | 0.0 | 0 | 0 | L | 14-17 |
| 09/22 | at Browns | P | 4 | 30 | 7.5 | 10 | 0 | 1 | 3 | 3.0 | 3 | 0 | L | 17-29 |
| 10/02 | Jets | P | 3 | 18 | 6.0 | 14 | 0 | 1 | 4 | 4.0 | 4 | 0 | L | 20-24 |
| 10/09 | at Bills | P | 5 | 24 | 4.8 | 12 | 0 | 4 | 39 | 9.8 | 13 | 0 | L | 3-38 |
| 10/16 | Buccaneers | P | 2 | 2 | 1.0 | 1 | 0 | 0 | 0 | 0.0 | 0 | 0 | W | 20-18 |
| 10/23 | at Dolphins | P | 2 | 7 | 3.5 | 4 | 0 | 2 | 17 | 8.5 | 10 | 0 | L | 10-16 |
| 10/30 | at Eagles | P | 6 | 50 | 8.3 | 19 | 0 | 3 | 25 | 8.3 | 15 | 0 | L | 13-35 |
| 11/13 | Saints | P | 9 | 37 | 4.1 | 21 | 0 | 3 | 40 | 13.3 | 26 | 0 | W | 20-10 |
| 11/20 | Bengals | P | 0 | 0 | 0.0 | 0 | 0 | 1 | 9 | 9.0 | 9 | 0 | L | 30-37 |
| 11/28 | at Colts | | | | | | | ON INACTIVE LIST | | | | | W | 24-17 |
| 12/04 | at Falcons | P | 1 | 5 | 5.0 | 5 | 0 | 2 | 14 | 7.0 | 7 | 0 | W | 19-16 |
| 12/11 | Ravens | P | 3 | 11 | 3.7 | 8 | 0 | 2 | 16 | 8.0 | 14 | 0 | L | 14-16 |
| 12/18 | at Panthers | P | 11 | 38 | 3.5 | 9 | 1 | 1 | 11 | 11.0 | 11 | 0 | W | 24-16 |
| 12/24 | Raiders | P | 6 | 23 | 3.8 | 13 | 0 | 1 | 7 | 7.0 | 7 | 0 | W | 13-10 |
| 01/01 | at Ravens | P | 12 | 76 | 6.3 | 31 | 0 | 3 | 22 | 7.3 | 10 | 0 | W | 16-13 |
| 01/08 | Browns | P | 6 | 36 | 6.0 | 22 | 0 | 3 | 7 | 2.3 | 3 | 0 | W | 28-14 |
| 2022 TOTALS | | 16-0 | 77 | 379 | 4.9 | 31 | 1 | 28 | 214 | 7.6 | 26 | 0 | 9-8 | |

+ - Overtime



80

TIGHT END

DARNELL WASHINGTON

HEIGHT: 6-7
 WEIGHT: 264
 BORN: August 17, 2001
 COLLEGE: Georgia

BIRTHPLACE: Las Vegas, NV
 HOW ACQUIRED: 03/23
 NFL EXPERIENCE: R

PRO CAREER

- ✦ Has yet to make NFL debut

TRANSACTIONS

- ✦ Signed four-year contract with Pittsburgh on May 13, 2023
- ✦ Drafted by the Steelers in the third round (93rd overall) of the 2023 NFL Draft

COLLEGE

- ✦ Appeared in 36 games (27 starts) at Georgia (2020-22)
- ✦ Caught 45 passes for 774 yards and three TDs (17.2 yards per reception)
- ✦ 2022 All-SEC second team
- ✦ Started 14 of 15 games at tight end in 2022
- ✦ Caught 28 passes for 454 yards and two TDs
- ✦ Had two catches for 33 yards in season-opening win over Oregon
- ✦ Named a team co-captain for the Kent State and Auburn games
- ✦ Caught two passes for 33 yards, including a 28-yarder, in win over Samford
- ✦ Three catches for 47 yards in win over Florida
- ✦ Three catches for 64 yards in win at Missouri
- ✦ Had a career-high five receptions for 60 yards in win at Mississippi State
- ✦ Also had his first TD catch of the season in the game
- ✦ Had career-high four catches for 78 yards in win over Vanderbilt
- ✦ Had one catch for nine yards in win over Ohio State in the CFP Semifinal Chick-fil-A Peach Bowl
- ✦ Had one catch for 28 yards in the CFP National Championship Game
- ✦ Named to the preseason watch list for the John Mackey Award, given to the nation's outstanding collegiate tight end

PERSONAL

- ✦ Played at Desert Pines High School for head coach Tico Rodriguez
- ✦ Selected to play for Team Pressure in the 2020 Under Armour All-America Game, where he committed to Georgia in front of a national ESPN2 audience
- ✦ 247Sports.com composite five-star prospect
- ✦ Ranked as the No. 23 overall prospect nationally, the No. 1 athlete nationally and the top prospect in Nevada
- ✦ ESPN.com five-star prospect, No. 19 overall prospect nationally, No. 1 tight end prospect nationally and No. 1 prospect in Nevada
- ✦ PrepStar Magazine five-star prospect, Top 150 Dream Team, No. 1 Athlete and ranked No. 13 prospect nationally
- ✦ Rivals.com five-star prospect, No. 32 overall prospect nationally, No. 2 overall athlete prospect and No. 1 prospect in Nevada
- ✦ Honored as the No. 16 prospect nationally in the USA Today Chosen 25 in the preseason
- ✦ As a senior, helped lead Desert Pines to the No. 3 state ranking, an 11-1 record, 43.6 points per game and the 2019 NIAA Class 4A state semifinals
- ✦ Hauled in 31 catches for 586 receiving yards and four TDs his senior season, averaging 18.9 yards per reception
- ✦ Also played defensive end for DPHS, notching 15 tackles, four for loss, and an interception
- ✦ Selected to play for Team Diplomats at the 2019 Opening Finals, where he threw the top powerball throw (51 feet) on record and caught 17 passes for three TDs in 7-on-7 play
- ✦ Recognized with the 2018-19 Las Vegas Review Journal Richard Nelson Courage Award for overcoming obstacles to achieve athletic success
- ✦ Named to the 2018 USA Today All-USA and NIAA All-State Class 4A Second Team offenses following his junior season
- ✦ Also competed for the Jaguars varsity basketball team, averaging 11 points and 12 rebounds per game as a junior
- ✦ Full name is Darnell Ernest Washington
- ✦ Recipient of the Atlanta Greensboro Football Scholarship

DARNELL WASHINGTON'S NFL REGULAR SEASON RUSHING/RECEIVING STATISTICS

| DATE | TEAM | RECEIVING | | | | | | | RUSHING | | | | | | |
|------------|----------|-----------|----|-----|------|------|----|----|---------|------|------|----|----|--|--|
| | | GP | GS | NO. | YDS. | AVG. | LG | TD | NO. | YDS. | AVG. | LG | TD | | |
| 2023 | Steelers | 5 | 4 | 1 | 10 | 10.0 | 10 | 0 | 0 | 0 | 0.0 | 0 | 0 | | |
| NFL TOTALS | | 5 | 4 | 1 | 10 | 10.0 | 10 | 0 | 0 | 0 | 0.0 | 0 | 0 | | |

DARNELL WASHINGTON'S NFL REGULAR SEASON RETURN STATISTICS

| DATE | TEAM | KICKOFF RETURNS | | | | | PUNT RETURNS | | | | | |
|------------|----------|-----------------|------|------|----|----|--------------|----|------|------|----|----|
| | | RET. | YDS. | AVG. | LG | TD | NO. | FC | YDS. | AVG. | LG | TD |
| 2023 | Steelers | 0 | 0 | 0.0 | 0 | 0 | 0 | 0 | 0 | 0.0 | 0 | 0 |
| NFL TOTALS | | 0 | 0 | 0.0 | 0 | 0 | 0 | 0 | 0 | 0.0 | 0 | 0 |

SINGLE-GAME HIGHS: RECEIVING

Longest Receptions

10 at Houston Texans, Oct 01, 2023

2023 GAME-BY-GAME REGULAR-SEASON STATISTICS (STEELERS)

| DATE | OPPONENT | P/S | RECEIVING | | | | | RUSHING | | | | | W/L | SCORE | |
|--------------------|------------|------------|-----------|-----------|-------------|-----------|----------|----------|----------|------------|----------|----------|----------|------------|-------|
| | | | NO. | YDS. | AVG. | LG | TD | NO. | YDS. | AVG. | LG | TD | | | |
| 09/10 | 49ers | P | 0 | 0 | 0.0 | 0 | 0 | 0 | 0 | 0.0 | 0 | 0 | 0 | L | 7-30 |
| 09/18 | Browns | S | 0 | 0 | 0.0 | 0 | 0 | 0 | 0 | 0.0 | 0 | 0 | 0 | W | 26-22 |
| 09/24 | at Raiders | S | 0 | 0 | 0.0 | 0 | 0 | 0 | 0 | 0.0 | 0 | 0 | 0 | W | 23-18 |
| 10/01 | at Texans | S | 1 | 10 | 10.0 | 10 | 0 | 0 | 0 | 0.0 | 0 | 0 | 0 | L | 6-30 |
| 10/08 | Ravens | S | 0 | 0 | 0.0 | 0 | 0 | 0 | 0 | 0.0 | 0 | 0 | 0 | W | 17-10 |
| 2023 TOTALS | | 5-4 | 1 | 10 | 10.0 | 10 | 0 | 0 | 0 | 0.0 | 0 | 0 | 0 | 3-2 | |



90

LINEBACKER

T.J. WATT

HEIGHT: 6-4

WEIGHT: 252

BORN: October 11, 1994

COLLEGE: Wisconsin

BIRTHPLACE: Pewaukee, WI

HOW ACQUIRED: D1 '17

NFL EXPERIENCE: 7th year

AP **AP** **AP** **AP**

PRO BOWL 1ST TEAM ALL-PRO 2ND TEAM ALL-PRO 3RD TEAM ALL-PRO

20 19 20 21 18 19 20 21 22

PRO CAREER

AWARDS

- ✦ 2021 Associated Press Defensive Player of the Year
- ✦ Five-time Pro Bowler (2018, 2019, 2020, 2021, 2022)
- ✦ Three-time Associated Press First Team All-Pro (2019, 2020, 2021)
- ✦ Two-time Pro Football Writers of America (PFWA) First Team All-NFL (2020, 2021)
- ✦ 2021 PFWA Defensive Player of the Year
- ✦ 2021 Sporting News Defensive Player of the Year
- ✦ Three-time Pittsburgh Steelers MVP (2019, 2020, 2021)
- ✦ Two-time Deacon Jones Award winner (2020, 2021)
- ✦ Two-time The Committee of 101 AFC Defensive Player of the Year (2020, 2021)
- ✦ Associated Press Second Team All-Pro (2020)
- ✦ AFC Defensive Player of the Month (November 2019)
- ✦ Sporting News All-Pro, PFWA All-NFL Team and PFWA All-AFC Team (2019)
- ✦ AFC Defensive Player of the Week (Weeks 1 and 5 of 2018; Week 2 of 2020; Weeks 6, 13 and 17 of 2021)
- ✦ Two-time Steelers team captain (2020, 2022)

CAREER HIGHLIGHTS

- ✦ Has played in 87 games (87 starts) over his six-year NFL career (all with the Steelers)
- ✦ Has registered 331 tackles (242 solo), 162 quarterback hits, 88 tackles for loss, 77.5 sacks, 37 passes defended, 23 forced fumbles, six interceptions and seven fumble recoveries
- ✦ Led the NFL with 22.5 sacks in 2021 (despite missing two full games and portions of four others), tying Pro Football Hall of Famer Michael Strahan (22.5 sacks in 2001) for the most in a season since 1982, when the individual sack became an official statistic
- ✦ Fifth player to reach 22.0 sacks in a single season since 1982
- ✦ Twelfth player (13th season) to reach 20.0 sacks in a single season since 1982
- ✦ Second Pittsburgh player overall and the first since James Harrison in 2008 to receive the Defensive Player of the Year award, annually given to the League's top defensive player
- ✦ First linebacker to win the award since Baltimore's Terrell Suggs in 2011 and the ninth overall linebacker presented the PFWA Defensive Player of the Year honor
- ✦ First player in franchise history to earn Steelers' Most Valuable Player in three consecutive seasons
- ✦ Joined Hall of Famer Joe Greene as the only two Steelers to win The Committee of 101 AFC Defensive Player of the Year award more than once (Greene won the award in 1972 and 1974)
- ✦ Joined Reggie White (1987-88) and Mark Gastineau (1983-84) as the only players to lead the NFL in sacks in back-to-back seasons
- ✦ Second player since 1982, when the individual sack became an official statistic, to record at least 13 in four consecutive seasons, joining Pro Football Hall of Famer Reggie White, who did it twice (1985-88 and 1990-93)
- ✦ Third player in NFL history with at least 14.5 sacks in three consecutive seasons, joining Jared Allen (2007-09) and Reggie White (1986-88)
- ✦ Joined Reggie White (four) as the only players to record at least 13 sacks in four of their first five seasons
- ✦ Since 1982, when the individual sack became an official NFL statistic (he recorded 13 sacks in 2018, 14.5 sacks in 2019, 15.0 sacks in 2020 and 22.5 sacks in 2021)
- ✦ Third player since 1982 to record at least 70 sacks over his first five seasons, joining Reggie White (81) and J.J. Watt (74.5)
- ✦ Third-fastest player to reach 75.0 sacks since 1982 (84 games), trailing only Reggie White (65 games) and J.J. Watt (83 games)
- ✦ Only player with 75.0 or more sacks and six or more interceptions in their first six NFL seasons and the first to accomplish the feat in their first 100 games
- ✦ His 77.5 career sacks are third-most in franchise history, behind only James Harrison (80.5) and Cameron Heyward (78.5)
- ✦ Fourth player and first Steeler to record at least 77.0 sacks over their first six seasons
- ✦ Has registered at least 13.0 sacks in four of his five seasons in the NFL, which is already tied for the fourth-most 13.0 or more sack seasons in League history
- ✦ First player in franchise history with 14.0 or more sacks in multiple seasons
- ✦ Has averaged 0.89 sacks/game since entering the League back in 2017, which is tied with DE Myles Garrett for the best in NFL history (min. 70 games started)
- ✦ His 77.5 sacks since entering the NFL in 2017 are the most in the League over the span
- ✦ His 162 QB hits since entering the NFL in 2017 are the most in the League over the span
- ✦ His 88 tackles for loss since entering the NFL in 2017 are the second-most in the League over the span
- ✦ Leads the NFL in forced fumbles (23) since entering the NFL in 2017
- ✦ Reached 70+ sacks in his 76th career game, which is the third-fewest games to that total since 1982
- ✦ Reached 60+ sacks in his 69th career game, which is the fourth-fewest games to that total since 1982
- ✦ Reached 50+ sacks in his 63rd career game, which is the 10th-fewest games to that total since 1982
- ✦ Ninth linebacker with at least 20.0 sacks in a player's first two seasons (since sacks became official in 1982)
- ✦ Has recorded at least 1.5 sacks in 21 career games, the most by a Steelers player
- ✦ Has registered at least 2.0 sacks in 16 career games, second-most by a Steelers player
- ✦ Has registered at least 3.0 sacks in five career games, tied for second-most by a Steelers player
- ✦ Has sacked 34 different quarterbacks in his career, including 21 more than once
- ✦ Has recorded 52.0 sacks in 45 career games at Acrisure Stadium, including at least half a sack in 30 of the last 35 home games, the most sacks over a player's first 45 career home games in NFL history
- ✦ Made NFL debut in Week 1 of 2017 (at Cleveland)
- ✦ Made NFL starting debut in Week 1 of 2017 (at Cleveland)

2022 (STEELERS)

- ✦ Played in and started nine games (spent Weeks 2 through 9 on injured reserve)
- ✦ Registered 39 tackles (27 solo), 12 quarterback hits, eight tackles for loss, 5.5 sacks, five passes defended and one interception
- ✦ Named a defensive team captain for the second time as voted on by his teammate
- ✦ Helped the team achieve a record of 8-2 while he was in the lineup as opposed to a 1-6 record when he was not in the lineup, along with 100 fewer total yards allowed per game (289.9 with, 389.9 without), four times as many sacks (32 with, eight without) and nearly four times as many takeaways (18 with, five without)
- ✦ One of three players in the League this season with at least 5.5 sacks and multiple interceptions despite missing seven games
- ✦ Recorded six tackles (all solo), three for loss, two passes defended, one interception, one quarterback hit and 1.0 sack at Cincinnati in Week 1 before leaving the game with an injury
- ✦ Registered six tackles (two solo), 0.5 sack, one QB hit, one interception and two passes defended in his home debut in Week 11 vs. Cincinnati
- ✦ Became the third-fastest player to reach 75.0 sacks since 1982 with 1.5 sacks in his 84th career game in Week 15 at Carolina
- ✦ Registered four tackles (three solo), 1.0 sack, two tackles for loss and two QB hits vs. Baltimore in Week 17, marking his eighth-consecutive game with at least 0.5 sack and sixth-consecutive game with at least 1.0 sack vs. Baltimore
- ✦ Recorded a tackle for loss in each of the last four games and 1.0 sack in three of the last four games

2021 (STEELERS)

- ✦ Played in 15 regular-season games (15 starts)
- ✦ Led the NFL with 22.5 sacks (despite missing two full games and portions of four others), tied with Pro Football Hall of Famer Michael Strahan (22.5 sacks in 2001) for the most in a season since 1982, when the individual sack became an official statistic
- ✦ In addition to his 22.5 sacks, he also led the NFL in tackles for loss (21), quarterback hits (39) and fumble recoveries (three)
- ✦ Registered 64 tackles (48 solo), seven passes defended and five forced fumbles
- ✦ Led the NFL in 2021 with 1.50 sacks per game (min. 12 games)
- ✦ His average of 1.50 sacks per game in 2021 is the second-highest in single season NFL history (min. 12 games)
- ✦ Registered 22.5 sacks, 21 tackles for loss and 39 quarterback hits in 2021 – all of which lead the NFL
- ✦ Seventh player to lead the NFL in sacks, tackles for loss and quarterback hits in the same season since 2006 when quarterback hits became an officially recognized statistic
- ✦ Fifth player to reach 22.0 sacks in a single season since 1982
- ✦ Twelfth player (13th season) to reach 20.0 sacks in a single season since 1982
- ✦ Joined Reggie White (1987-88) and Mark Gastineau (1983-84) as the only players to lead the NFL in sacks in back-to-back seasons
- ✦ Registered at least 1.5 sacks in nine games (most in NFL)
- ✦ Joined Reggie White (1987 – NFL Defensive Player of the Year) as the only players to have nine games with 1.5-plus sacks in a season
- ✦ Pittsburgh was 8-2-1 in games in which he had 1.0-plus sacks and 1-5 in games he didn't record a sack
- ✦ Recorded 12.5 sacks in the second half and overtime (most in NFL)
- ✦ Only four players had more sacks in the second half and overtime (12.5) than him since 2000
- ✦ Registered five tackles, including a career-high 4.0 sacks, three tackles for loss, two passes defended and five QB hits in Week 17 vs. Cleveland
- ✦ Recorded 3.5 sacks in Week 13 vs. Baltimore

2020 (STEELERS)

- ✦ Named a defensive captain for the first time
- ✦ Started all 15 games he played in during the regular season and one playoff game
- ✦ Recorded 15.0 sacks, 23 tackles for loss and 41 quarterback hits – third player since at least 2006 to record at least 15.0 sacks, 23 tackles for loss and 40 quarterback hits in a season (J.J. Watt; 2012, 2014, 2015 and Aaron Donald; 2018)
- ✦ In addition to his 15.0 sacks, 23 tackles for loss and 41 quarterback hits, which all led the NFL, had seven passes defended, two forced fumbles and one interception
- ✦ Seventh player to lead the NFL in sacks, tackles for loss and quarterback hits in the same season since 2006
- ✦ His 15.0 sacks, which were a single-season high for him, led the NFL
- ✦ His 15.0 sacks ranked tied for second in single-season franchise history
- ✦ Eleventh player to register at least 15.0 sacks and 23 tackles for loss in a single season since 1999
- ✦ His 41 quarterback hits ranked tied for fifth since the NFL started recognizing the statistic in 2006

2019 (STEELERS)

- ✦ Started all 16 games
- ✦ Ranked first or second on the Steelers in sacks (14.5, 1st), tackles for loss (14, 2nd), quarterback hits (36, 1st), forced fumbles (eight, 1st) and fumble recoveries (four, t-1st)
- ✦ Ranked in the top-five in the NFL in sacks (t-4th), quarterback hits (3rd), forced fumbles (t-1st) and fumble recoveries (t-2nd)
- ✦ His 14.5 sacks ranked third in single-season franchise history
- ✦ First Steelers player with at least a half sack in nine consecutive games since LaMarr Woodley had a streak of 10 such games (franchise record) that spanned the 2009 and 2010 seasons
- ✦ His streak of nine straight games with at least a half sack, which was the longest active streak in the League at the time, came to an end in the 2019 Week 14 victory at Arizona
- ✦ His nine-game streak was tied for the fifth-longest in NFL single season history
- ✦ First Steelers player with back-to-back seasons of at least 10 sacks since James Harrison and LaMarr Woodley (2008-10)
- ✦ Nearly became the first player in the NFL to rank in the top-five in sacks, tackles for loss, quarterback hits, forced fumbles and fumble recoveries in a season since Houston Texans' J.J. Watt in 2014
- ✦ Only NFL player since 2008 to have at least 14 sacks, 14 tackles for loss, 36 quarterback hits, eight forced fumbles and four fumble recoveries in a season
- ✦ His 14 combined interceptions (two), forced fumbles (eight) and fumble recoveries (four) were the most by an NFL player since Chicago Bears' Charles Tillman in 2012 (15)
- ✦ His 14 combined interceptions (two), forced fumbles (eight) and fumble recoveries (four) were tied for the second-most by an NFL player since 2000
- ✦ His six total takeaways (interceptions and fumble recoveries) ranked tied for fourth in the NFL
- ✦ Only NFL player since 1990 to register at least two interceptions, four fumble recoveries and eight forced fumbles in a single season

2018 (STEELERS)

- ✦ Started all 16 games
- ✦ His 13.0 sacks ranked tied for the seventh-most by a Steeler in a single-season since the stat became official in 1982 (Chad Brown, 1996)
- ✦ Set a single-season career-high with 13.0 sacks – becoming the first Steelers’ linebacker with 10 or more sacks in a season since 2010 (James Harrison and LaMarr Woodley) and tied for the ninth-most by a Steeler in a single-season since the stat became official in 1982
- ✦ First Steelers linebacker since 2013-14 (Jason Worilds) to record back-to-back seasons with at least 7.0 sacks
- ✦ Tallied 6.0 sacks through the first five weeks of the season, becoming the first Steeler with at least 6.0 sacks through the first five games of a season since 2009 (James Harrison, 6.0)
- ✦ His six defensive forced fumbles tied as the second-most by a Steeler in a single season since 1994 (James Harrison, 2008: seven)
- ✦ Named AFC Defensive Player of the Week for his Week 1 performance at Cleveland
- ✦ Totaled single-game career highs in tackles (10 total/seven solo) and sacks (3.0)
- ✦ His 3.0 quarterback takedowns vs. Browns marked the second multi-sack game of his NFL career, both occurring on Kickoff Weekends (Sept. 10, 2017 at Cleveland and Sept. 9, 2018 at Cleveland)
- ✦ Blocked what could have been a game-winning field goal by Cleveland in OT
- ✦ Named AFC Defensive Player of the Week for his Week 5 performance vs. Atlanta
- ✦ Led all defenders with game highs in tackles (eight total/six solo) and sacks (3.0)
- ✦ His 3.0 sacks marked the third multi-sack game of his NFL career and second of 2018 – matching a single-game career high (3.0, Sept. 9, 2018 at Cleveland)
- ✦ Forced a fumble on his third sack of QB Matt Ryan, in the fourth quarter, which was recovered by LB L.J. Fort in the Falcons’ end zone for a touchdown
- ✦ Recorded a 12-yard strip-sack of Carolina QB Cam Newton in the second quarter (11/8), which increased his career sack total to 15.0 – tying Keith Willis (1982-83) for the second-most by a Steeler in their first two seasons in the NFL with the team since sacks became an official statistic in 1982
- ✦ Recorded 2.0 sacks, his third multi-sack game of his 2018 season, and the fourth of his NFL career vs. Jacksonville (11/18)
- ✦ Surpassed LaMarr Woodley for the most by a Steeler in their first two seasons in the NFL with the team since sacks became an official statistic in 1982

2017 (STEELERS)

- ✦ Started all 15 games he played in during the regular season and one playoff game
- ✦ His 7.0 sacks were the second-most by a rookie in Steelers history
- ✦ His 7.0 sacks led all NFL rookie linebackers and tied for the second-most among all League rookies
- ✦ Only NFL linebacker to finish the regular season with at least 50 tackles (52), 5.0 sacks (7.0), five passes defended (eight) and one interception (one)
- ✦ Third player in NFL history and first on Kickoff Weekend to record 2.0 sacks and an interception in an NFL debut, joining Charles Glaze (Oct. 4, 1987) and Tommy Haynes (Oct. 4, 1987)
- ✦ First Steeler with at least 2.0 sacks in their NFL debut since sacks became an official statistic in 1982 (previous mark, 1.5, Kenny Davidson, Sept. 9, 1990 at Cleveland)
- ✦ First Steeler with at least 2.0 sacks and an interception in the same game since 2010 (LaMarr Woodley, Dec. 12 vs. Cincinnati)

TRANSACTIONS

- ✦ Signed a four-year contract extension with Pittsburgh on Sept. 9, 2021
- ✦ The Steelers exercised their fifth-year option on Apr. 28, 2020
- ✦ Signed a four-year contract with Pittsburgh on June 14, 2017
- ✦ Drafted by the Steelers in the first round (30th overall) of the 2017 NFL Draft

COLLEGE

- ✦ Played in 27 games with 14 starts over a two-year span (2015-16) for Wisconsin
- ✦ Totaled 70 tackles, 17.0 TFLs and 11.5 sacks in his career
- ✦ Named Academic All-Big Ten for two straight years (2015-16)
- ✦ Named first-team All-American by ESPN.com and Sports Illustrated, and a second-team All-American by the AP, CBS Sports and Fox Sports as a redshirt junior in 2016
- ✦ Named first-team All-Big Ten in 2016
- ✦ Recorded 11.5 sacks in 2016, the fifth-most in a single season in school history
- ✦ Moved to defense during the spring of 2015, and was part of a defense that ranked No. 1 in the nation in scoring defense, holding opponents to 13.7 points per game
- ✦ Missed the entire 2014 season due to injury
- ✦ Redshirted in 2013
- ✦ Recruited to Wisconsin as a tight end
- ✦ Graduated with a degree in retailing and consumer behavior

PERSONAL

- ✦ Attended the Pewaukee High School (Pewaukee, Wisc.)
- ✦ First-team all-conference quarterback, linebacker and punter
- ✦ Named honorable mention all-area at linebacker by the Milwaukee Journal-Sentinel
- ✦ Threw for 527 yards with seven TDs, adding 554 rushing yards and nine rushing TDs as a senior, to go along with 42 tackles and 5.0 sacks on defense
- ✦ Lettered in track and field
- ✦ Son of Connie and John Watt
- ✦ His two brothers, J.J. and Derek, each played in the NFL
- ✦ Derek played seven years in the NFL (L.A./San Diego Chargers, 2016-19; Pittsburgh 2020-22)
- ✦ J.J. played 12 years in the NFL (Houston, 2011-20; Arizona 2021-22)
- ✦ Full name: Trent Jordan Watt

COMMUNITY

- ✦ Participates in Salvation Army Project Bundle Up
- ✦ Continuously works with 412 Food Rescue to help deliver food to members of the community.
- ✦ Partners with UPMC Children’s Hospital to raise money from a designed beanie.
- ✦ Donated blankets and books during the holidays to children staying at Children’s Hospital

REGULAR SEASON COMPARISON: DEFENSIVE - LOS ANGELES RAMS

| DATE | OPP | W/L | GP/GS | TACKLES | | | | | | | SACK | YDS. | INT | TFL | PD | QBH | TD | MISC | | |
|---------------|------------|-----|-------|---------|------|------|-----|------|-----|-----|------|------|-----|-----|----|-----|----|------|----|----|
| | | | | TOT | SOLO | ASST | YDS | SK | YDS | INT | | | | | | | | FF | FR | FR |
| 11/10/19 | PIT vs. LA | W | S | 5 | 4 | 1 | 2.0 | 15.0 | 0 | 1 | 0 | 2 | 0 | 1 | 0 | 1 | 0 | | | |
| TOTALS | | 1/0 | 1/1 | 5 | 4 | 1 | 2.0 | 15.0 | 0 | 1 | 0 | 2 | 0 | 1 | 0 | 0 | | | | |

T.J. WATT'S NFL REGULAR SEASON DEFENSIVE STATISTICS

| DATE | TEAM | GP | GS | TACKLES | | | | | | | INTERCEPTIONS | | | | | O. FUMB | | | ST | | | MISC | | | | | |
|-------------------|----------|----|----|---------|-----|----|-----|-----|------|-------|---------------|----|-----|----|----|---------|----|----|----|-----|----|------|---|----|----|---|---|
| | | | | TK | S | A | TFL | YDS | SK | YDS | QBH | NO | YDS | LG | TD | PD | FF | FR | TD | YDS | TK | S | A | FF | FR | S | A |
| 2017 | Steelers | 15 | 15 | 52 | 39 | 13 | 10 | 42 | 7.0 | 36.0 | 13 | 1 | 17 | 0 | 7 | 1 | 0 | 0 | 0 | 2 | 1 | 1 | 0 | 0 | 0 | 0 | 0 |
| 2018 | Steelers | 16 | 16 | 68 | 50 | 18 | 12 | 63 | 13.0 | 87.0 | 21 | 0 | 0 | 0 | 3 | 6 | 0 | 0 | 0 | 0 | 0 | 0 | 0 | 0 | 0 | 0 | |
| 2019 | Steelers | 16 | 16 | 55 | 35 | 20 | 14 | 56 | 14.5 | 104.0 | 36 | 2 | 7 | 7 | 8 | 8 | 4 | 0 | 0 | 0 | 0 | 0 | 0 | 0 | 0 | 0 | |
| 2020 | Steelers | 15 | 15 | 53 | 43 | 10 | 23 | 119 | 15.0 | 112.5 | 41 | 1 | 0 | 0 | 7 | 2 | 0 | 0 | 0 | 0 | 0 | 0 | 0 | 0 | 0 | 0 | |
| 2021 | Steelers | 15 | 15 | 64 | 48 | 16 | 21 | 100 | 22.5 | 111.5 | 39 | 0 | 0 | 0 | 7 | 5 | 3 | 0 | 0 | 0 | 0 | 0 | 0 | 0 | 0 | 0 | |
| 2022 | Steelers | 10 | 10 | 39 | 27 | 12 | 8 | 34 | 5.5 | 37.5 | 12 | 2 | 0 | 0 | 5 | 1 | 0 | 0 | 0 | 0 | 0 | 0 | 0 | 0 | 0 | 0 | |
| 2023 | Steelers | 5 | 5 | 15 | 12 | 3 | 7 | 48 | 8.0 | 55.0 | 15 | 0 | 0 | 0 | 4 | 2 | 3 | 1 | 34 | 0 | 0 | 0 | 0 | 0 | 0 | 0 | |
| NFL TOTALS | | 92 | 92 | 346 | 254 | 92 | 95 | 462 | 85.5 | 543.5 | 177 | 6 | 24 | 17 | 0 | 41 | 25 | 10 | 1 | 34 | 2 | 1 | 1 | 0 | 0 | 0 | |

T.J. WATT'S NFL POSTSEASON DEFENSIVE STATISTICS

| DATE | TEAM | GP | GS | TACKLES | | | | | | | INTERCEPTIONS | | | | | O. FUMB | | | ST | | | MISC | | | | |
|-------------------|----------|----|----|---------|---|---|-----|-----|-----|------|---------------|----|-----|----|----|---------|----|----|----|-----|----|------|---|----|----|---|
| | | | | TK | S | A | TFL | YDS | SK | YDS | QBH | NO | YDS | LG | TD | PD | FF | FR | TD | YDS | TK | S | A | FF | FR | S |
| 2017 | Steelers | 1 | 1 | 2 | 1 | 1 | 0 | 0 | 0.0 | 0.0 | 2 | 0 | 0 | 0 | 1 | 0 | 0 | 0 | 0 | 0 | 0 | 0 | 0 | 0 | 0 | 0 |
| 2020 | Steelers | 1 | 1 | 3 | 2 | 1 | 1 | 1 | 0.0 | 0.0 | 0 | 0 | 0 | 0 | 1 | 0 | 0 | 0 | 0 | 0 | 0 | 0 | 0 | 0 | 0 | 0 |
| 2021 | Steelers | 1 | 1 | 3 | 3 | 0 | 2 | 16 | 1.0 | 14.0 | 3 | 0 | 0 | 0 | 1 | 0 | 1 | 1 | 26 | 0 | 0 | 0 | 0 | 0 | 0 | 0 |
| NFL TOTALS | | 3 | 3 | 8 | 6 | 2 | 3 | 17 | 1.0 | 14.0 | 5 | 0 | 0 | 0 | 3 | 0 | 1 | 1 | 26 | 0 | 0 | 0 | 0 | 0 | 0 | 0 |

SINGLE-GAME HIGHS: DEFENSIVE

- Total Tackles** 10 at Cleveland Browns, Sep 09, 2018
8 vs. Atlanta Falcons, Oct 07, 2018
...1 more at 8.
- Solo Tackles** 7 at Cleveland Browns, Sep 09, 2018
6 at Cincinnati Bengals, Sep 11, 2022
...4 more at 6.
- Sacks** 4.0 vs. Cleveland Browns, Jan 03, 2022
3.5 vs. Baltimore Ravens, Dec 05, 2021
- Passes Defensed** 3 vs. Seattle Seahawks, Oct 17, 2021
3 at Dallas Cowboys, Nov 08, 2020
- Forced Fumbles** 2 vs. San Francisco 49ers, Sep 10, 2023
2 vs. Miami Dolphins, Oct 28, 2019
...2 more at 2.
- Fumble Recoveries** 1 vs. Baltimore Ravens, Oct 08, 2023
1 vs. Cleveland Browns, Sep 18, 2023
...8 more at 1.
- Tackles For Loss** 4 at Cleveland Browns, Sep 09, 2018
3 at Cincinnati Bengals, Sep 11, 2022
...10 more at 3.
- Interceptions** 1 vs. Cincinnati Bengals, Nov 20, 2022
1 at Cincinnati Bengals, Sep 11, 2022
...4 more at 1.
- Interception Return Yards** 17 at Cleveland Browns, Sep 10, 2017
7 at San Francisco 49ers, Sep 22, 2019
- Special Teams Tackles** 1 vs. Tennessee Titans, Nov 16, 2017
1 at Cleveland Browns, Sep 10, 2017
- Longest Opp Fumble Return** 16 vs. Cleveland Browns, Sep 18, 2023

SINGLE-GAME HIGHS - POSTSEASON: DEFENSIVE

- Total Tackles** 3 at Kansas City Chiefs, Jan 16, 2022
3 vs. Cleveland Browns, Jan 10, 2021
2 vs. Jacksonville Jaguars, Jan 14, 2018
- Solo Tackles** 3 at Kansas City Chiefs, Jan 16, 2022
2 vs. Cleveland Browns, Jan 10, 2021
1 vs. Jacksonville Jaguars, Jan 14, 2018
- Sacks** 1.0 at Kansas City Chiefs, Jan 16, 2022
- Passes Defensed** 1 at Kansas City Chiefs, Jan 16, 2022
1 vs. Cleveland Browns, Jan 10, 2021
1 vs. Jacksonville Jaguars, Jan 14, 2018
- Fumble Recoveries** 1 at Kansas City Chiefs, Jan 16, 2022
- Tackles For Loss** 2 at Kansas City Chiefs, Jan 16, 2022
1 vs. Cleveland Browns, Jan 10, 2021
- Longest Opp Fumble Return** 26 at Kansas City Chiefs, Jan 16, 2022

2023 GAME-BY-GAME REGULAR-SEASON STATISTICS (STEELERS)

| DATE | OPPONENT | P/S | TACKLES | | | | | | | INTERCEPTIONS | | | | | O. FUMB | | | ST | | | MISC | | | | | | |
|--------------------|------------|-----|---------|----|---|-----|------|-----|-----|---------------|----|-----|----|----|---------|----|----|----|-----|----|------|---|----|----|---|-----|-------|
| | | | TK | S | A | SK | YDS | TFL | YDS | QBH | NO | YDS | LG | TD | PD | FF | FR | TD | YDS | TK | S | A | FF | FR | S | A | |
| 09/10 | 49ers | S | 5 | 5 | 0 | 3.0 | 17.0 | 1 | 9 | 5 | 0 | 0 | 0 | 0 | 1 | 2 | 1 | 0 | 0 | 0 | 0 | 0 | 0 | 0 | 0 | L | 7-30 |
| 09/18 | Browns | S | 4 | 2 | 2 | 1.0 | 7.0 | 2 | 8 | 4 | 0 | 0 | 0 | 0 | 1 | 0 | 1 | 16 | 0 | 0 | 0 | 0 | 0 | 0 | 0 | W | 26-22 |
| 09/24 | at Raiders | S | 2 | 2 | 0 | 2.0 | 16.0 | 2 | 16 | 3 | 0 | 0 | 0 | 0 | 0 | 0 | 0 | 0 | 0 | 0 | 0 | 0 | 0 | 0 | 0 | W | 23-18 |
| 10/01 | at Texans | S | 2 | 1 | 0 | 0.0 | 0.0 | 0 | 1 | 0 | 0 | 0 | 0 | 0 | 0 | 0 | 0 | 0 | 0 | 0 | 0 | 0 | 0 | 0 | 0 | L | 6-30 |
| 10/08 | Ravens | S | 2 | 2 | 0 | 2.0 | 15.0 | 2 | 15 | 2 | 0 | 0 | 0 | 0 | 2 | 0 | 1 | 0 | 18 | 0 | 0 | 0 | 0 | 0 | 0 | W | 17-10 |
| 2023 TOTALS | | 5-5 | 15 | 12 | 3 | 8.0 | 55.0 | 7 | 48 | 15 | 0 | 0 | 0 | 0 | 4 | 2 | 3 | 1 | 34 | 0 | 0 | 0 | 0 | 0 | 0 | 3-2 | |



94

DEFENSIVE LINEMAN

ARMON WATTS

HEIGHT: 6-5
WEIGHT: 307
BORN: July 22, 1996
COLLEGE: Arkansas

BIRTHPLACE: St. Louis, MO
HOW ACQUIRED: FA '23
NFL EXPERIENCE: 5th year

PRO CAREER

- ✦ Has played in 57 games (23 starts) over his four-year NFL career (Minnesota 2019-21; Chicago 2022)
- ✦ Has registered 125 tackles (57 solo), 15 quarterback hits, 8.0 sacks, seven tackles for loss, three forced fumbles and one pass defended
- ✦ Made NFL debut in Week 10 of 2019 (at Dallas)
- ✦ Made NFL starting debut in Week 17 of 2019 (vs. Chicago)

2022 (BEARS)

- ✦ Played in 17 regular-season games with a career-high 13 starts
- ✦ Recorded 35 tackles (18 solo), a career-best four tackles for loss, two quarterback hits and 1.0 sack
- ✦ Tied his single-game career high of six tackles in Week 6 vs. Washington

2021 (VIKINGS)

- ✦ Played in 17 regular-season games (nine starts)
- ✦ Set career highs in tackles (46), quarterback hits (10), sacks (5.0) and forced fumbles (two)
- ✦ Set single-game career highs with six tackles in Week 4 vs. Cleveland and Week 17 at Green Bay
- ✦ Strip sacked QB Sam Darnold in the fourth quarter of the Week 6 victory at Carolina
- ✦ Registered his second strip sack of the season on QB Aaron Rodgers in Week 11 vs. Green Bay

2020 (VIKINGS)

- ✦ Appeared in all 16 regular-season games for the first time in his career
- ✦ Recorded 31 tackles (12 solo), two quarterback hits and 0.5 sack
- ✦ Reached a season-high five tackles in Week 6 vs. Atlanta

2019 (VIKINGS)

- ✦ Played in seven regular-season games (one start)
- ✦ Registered 13 tackles (seven solo), 1.5 sack, one quarterback hit, one pass defended and one forced fumble
- ✦ Made his NFL debut in Week 10 at Dallas, recording three tackles, 0.5 sack and one quarterback hit
- ✦ Notched the first start of his NFL career vs. Chicago in Week 17, making three total tackles and his first career full sack, forced fumble and a tackle for loss

TRANSACTIONS

- ✦ Signed a one-year contract with Pittsburgh on April 10, 2023
- ✦ Claimed off waivers by Chicago on Aug. 31, 2022
- ✦ Waived by Minnesota on Aug. 30, 2022
- ✦ Drafted by Minnesota in the sixth round (190th overall) of the 2019 NFL Draft

COLLEGE

- ✦ Appeared in 29 games (11 starts) at Arkansas (2014-18)
- ✦ Finished career with 62 tackles, 9.5 tackles for loss, 7.0 sacks, and three forced fumbles
- ✦ Moved into the starting lineup as a senior in 2018 and led the Razorbacks with 7.0 sacks and three forced fumbles among his defensive line-leading 49 tackles and 8.5 tackles for loss
- ✦ Played 621 snaps in 2018 after entering the season with just 114 snaps played over the previous three years combined
- ✦ Honored by the Little Rock Touchdown Club with the Dan Hampton Award (defensive lineman of the year) and the Paul Eells Award (perseverance through adversity)

PERSONAL

- ✦ Attended Christian Brothers High School (MO)
- ✦ Helped his school to a record of 9-3 in 2013, including an undefeated season in district play
- ✦ Advanced to the third round of the Class 6A state playoffs as he tallied 66 tackles, including 14.5 for loss with five sacks
- ✦ As a junior, recorded 57 tackles, including five for loss with four sacks, and one fumble recovery as the Cadets finished 11-1 and advanced to the quarterfinal round of the state playoffs
- ✦ A three-star prospect according to ESPN, Rivals, Scout and 247Sports
- ✦ Ranked as the No. 10 prospect from Missouri and the No. 61 defensive tackle in the country by ESPN

REGULAR SEASON COMPARISON: DEFENSIVE - LOS ANGELES RAMS

| DATE | OPP | TACKLES | | | | | | SACK | YDS. | INT | TFL | PD | QBH | TD | MISC | | FR |
|----------|------------|---------|-------|-----|------|------|-----|------|------|-----|-----|----|-----|----|------|---|----|
| | | W/L | GP/GS | TOT | SOLO | ASST | FF | | | | | | | | FF | | |
| 12/26/21 | MIN vs. LA | L | P | 2 | 1 | 1 | 0.0 | 0.0 | 0 | 0 | 0 | 0 | 0 | 0 | 0 | 0 | |
| TOTALS | | 0/1 | 1/0 | 2 | 1 | 1 | 0.0 | 0.0 | 0 | 0 | 0 | 0 | 0 | 0 | 0 | | |



87
TIGHT END
RODNEY WILLIAMS

HEIGHT: 6-4
WEIGHT: 235
BORN: April 10, 2000
COLLEGE: UT Martin

BIRTHPLACE: Memphis, TN
HOW ACQUIRED: FA '22
NFL EXPERIENCE: 1st year

PRO CAREER

- ✦ Has yet to make NFL debut

2022 (STEELERS)

- ✦ Spent the season on the Steelers practice squad

TRANSACTIONS

- ✦ Signed a reserve/future contract with Pittsburgh on Jan. 10, 2023
- ✦ Signed to the Steelers practice squad on Sept. 13, 2022
- ✦ Waived by Denver on Aug. 16, 2022
- ✦ Signed a contract with Denver on May 4, 2022

COLLEGE

- ✦ Played in 53 games (26 starts) at Tennessee-Martin (2016-21)
- ✦ Registered 99 receptions for 1,217 yards (12.3 avg.) with seven touchdowns
- ✦ Finished his career ranked ninth in school history in receptions

PERSONAL

- ✦ Attended Germantown High School (TN)
- ✦ Was named an all-metro performer and to the 15-AAA All-District second team in 2015
- ✦ Spotligted as a top prospect in Tennessee by recruiter Murphy Fair

RODNEY WILLIAMS' NFL REGULAR SEASON RUSHING/RECEIVING STATISTICS

| DATE | TEAM | GP | GS | RECEIVING | | | | | | RUSHING | | | | | |
|-------------------|----------|----------|----------|-----------|----------|------------|----------|----------|----------|----------|----------|------------|----------|----------|--|
| | | | | NO. | YDS. | AVG. | LG | TD | NO. | YDS. | AVG. | LG | TD | | |
| 2022 | Steelers | 0 | 0 | 0 | 0 | 0.0 | 0 | 0 | 0 | 0 | 0 | 0.0 | 0 | 0 | |
| 2023 | Steelers | 0 | 0 | 0 | 0 | 0.0 | 0 | 0 | 0 | 0 | 0 | 0.0 | 0 | 0 | |
| NFL TOTALS | | 0 | 0 | 0 | 0 | 0.0 | 0 | 0 | 0 | 0 | 0 | 0.0 | 0 | 0 | |

RODNEY WILLIAMS' NFL REGULAR SEASON RETURN STATISTICS

| DATE | TEAM | RET. | KICKOFF RETURNS | | | | | PUNT RETURNS | | | | | |
|-------------------|----------|----------|-----------------|------------|----------|----------|----------|--------------|----------|----------|------------|----------|----------|
| | | | YDS. | AVG. | LG | TD | NO. | FC | YDS. | AVG. | LG | TD | |
| 2022 | Steelers | 0 | 0 | 0.0 | 0 | 0 | 0 | 0 | 0 | 0 | 0.0 | 0 | 0 |
| 2023 | Steelers | 0 | 0 | 0.0 | 0 | 0 | 0 | 0 | 0 | 0 | 0.0 | 0 | 0 |
| NFL TOTALS | | 0 | 0 | 0.0 | 0 | 0 | 0 | 0 | 0 | 0 | 0.0 | 0 | 0 |

2023 GAME-BY-GAME REGULAR-SEASON STATISTICS (STEELERS)

| DATE | OPPONENT | P/S | RECEIVING | | | | | | RUSHING | | | | | | W/L | SCORE |
|--------------------|------------|------------|-----------|----------|------------|----------|----------|----------|----------|----------|------------|----------|----------|----------|------------|-------|
| | | | NO. | YDS. | AVG. | LG | TD | NO. | YDS. | AVG. | LG | TD | | | | |
| 09/10 | 49ers | | | | | | | | | | | | | | L | 7-30 |
| 09/18 | Browns | | | | | | | | | | | | | | W | 26-22 |
| 09/24 | at Raiders | | | | | | | | | | | | | | W | 23-18 |
| 10/01 | at Texans | | | | | | | | | | | | | | L | 6-30 |
| 10/08 | Ravens | | | | | | | | | | | | | | W | 17-10 |
| 2023 TOTALS | | 0-0 | 0 | 0 | 0.0 | 0 | 0 | 0 | 0 | 0 | 0.0 | 0 | 0 | 0 | 3-2 | |

2022 GAME-BY-GAME REGULAR-SEASON STATISTICS (STEELERS)

| DATE | OPPONENT | P/S | RECEIVING | | | | | RUSHING | | | | | W/L | SCORE |
|--------------------|-------------|------------|-----------|----------|------------|----------|----------|----------|----------|------------|----------|----------|------------|-------|
| | | | NO. | YDS. | AVG. | LG | TD | NO. | YDS. | AVG. | LG | TD | | |
| 09/18 | Patriots | | | | | | | | | | | | L | 14-17 |
| 09/22 | at Browns | | | | | | | | | | | | L | 17-29 |
| 10/02 | Jets | | | | | | | | | | | | L | 20-24 |
| 10/09 | at Bills | | | | | | | | | | | | L | 3-38 |
| 10/16 | Buccaneers | | | | | | | | | | | | W | 20-18 |
| 10/23 | at Dolphins | | | | | | | | | | | | L | 10-16 |
| 10/30 | at Eagles | | | | | | | | | | | | L | 13-35 |
| 11/13 | Saints | | | | | | | | | | | | W | 20-10 |
| 11/20 | Bengals | | | | | | | | | | | | L | 30-37 |
| 11/28 | at Colts | | | | | | | | | | | | W | 24-17 |
| 12/04 | at Falcons | | | | | | | | | | | | W | 19-16 |
| 12/11 | Ravens | | | | | | | | | | | | L | 14-16 |
| 12/18 | at Panthers | | | | | | | | | | | | W | 24-16 |
| 12/24 | Raiders | | | | | | | | | | | | W | 13-10 |
| 01/01 | at Ravens | | | | | | | | | | | | W | 16-13 |
| 01/08 | Browns | | | | | | | | | | | | W | 28-14 |
| 2022 TOTALS | | 0-0 | 0 | 0 | 0.0 | 0 | 0 | 0 | 0 | 0.0 | 0 | 0 | 8-8 | |

| POS. | PLAYER | TKL. | AST. | TOTAL | TFL | SACKS/YDS. | PR | FR | FF | INT./YDS. | PD |
|------------------------|----------------------|------------|------------|------------|-----------|-------------------|-----------|----------|-----------|-------------|-----------|
| S | Minkah Fitzpatrick | 29 | 12 | 41 | 0 | 0.0/0.0 | 0 | 0 | 0 | 0/0 | 2 |
| LB | Kwon Alexander | 27 | 7 | 34 | 5 | 1.0/3.0 | 2 | 0 | 0 | 0/0 | 0 |
| LB | Cole Holcomb | 22 | 12 | 34 | 3 | 0.0/0.0 | 1 | 0 | 2 | 0/0 | 2 |
| LB | Elandon Roberts | 19 | 12 | 31 | 3 | 0.0/0.0 | 2 | 0 | 0 | 0/0 | 0 |
| S | Keanu Neal | 15 | 9 | 24 | 1 | 0.0/0.0 | 0 | 0 | 0 | 0/0 | 1 |
| CB | Levi Wallace | 18 | 3 | 21 | 0 | 0.0/0.0 | 0 | 0 | 0 | 2/0 | 7 |
| LB | Alex Highsmith | 10 | 9 | 19 | 2 | 2.0/12.0 | 7 | 0 | 2 | 1/30 | 1 |
| S | Damontae Kazee | 15 | 3 | 18 | 0 | 0.0/0.0 | 0 | 2 | 0 | 0/0 | 0 |
| LB | T.J. Watt | 12 | 3 | 15 | 7 | 8.0/55.0 | 15 | 3 | 2 | 0/0 | 4 |
| CB | Patrick Peterson | 10 | 5 | 15 | 0 | 0.0/0.0 | 0 | 0 | 0 | 1/0 | 6 |
| DT | Keeanu Benton | 5 | 8 | 13 | 1 | 1.0/9.0 | 2 | 0 | 1 | 0/0 | 0 |
| DT | Montravius Adams Sr. | 4 | 9 | 13 | 0 | 0.0/0.0 | 0 | 0 | 1 | 0/0 | 0 |
| DT | Larry Ogunjobi | 8 | 4 | 12 | 1 | 1.0/7.0 | 2 | 1 | 1 | 0/0 | 0 |
| DE | DeMarvin Leal | 8 | 2 | 10 | 2 | 1.0/2.0 | 2 | 0 | 0 | 0/0 | 1 |
| CB | Chandon Sullivan | 4 | 4 | 8 | 0 | 0.0/0.0 | 0 | 0 | 1 | 0/0 | 1 |
| LB | Markus Golden | 5 | 2 | 7 | 2 | 2.0/9.0 | 3 | 0 | 0 | 0/0 | 0 |
| CB | Joey Porter Jr. | 3 | 2 | 5 | 0 | 0.0/0.0 | 0 | 0 | 0 | 1/0 | 2 |
| LB | Nick Herbig | 2 | 2 | 4 | 0 | 0.0/0.0 | 0 | 0 | 0 | 0/0 | 0 |
| DT | Isaiah Loudermilk | 1 | 3 | 4 | 0 | 0.0/0.0 | 0 | 0 | 0 | 0/0 | 2 |
| DL | Arnon Watts | 2 | 1 | 3 | 0 | 0.0/0.0 | 0 | 0 | 0 | 0/0 | 0 |
| LB | Mark Robinson | 2 | 0 | 2 | 0 | 0.0/0.0 | 0 | 0 | 0 | 0/0 | 0 |
| S | Elijah Riley | 1 | 0 | 1 | 1 | 1.0/2.0 | 1 | 0 | 0 | 0/0 | 0 |
| DT | Cameron Heyward | 0 | 0 | 0 | 0 | 0.0/0.0 | 1 | 0 | 0 | 0/0 | 0 |
| STEELERS TOTALS | | 222 | 112 | 334 | 28 | 17.0/99.0 | 38 | 6 | 10 | 5/30 | 29 |
| OPP. TOTALS | | 174 | 105 | 279 | 30 | 14.0/106.0 | 33 | 1 | 3 | 4/70 | 24 |

Ast.=Assist, TFL=Tackle for a Loss, PR=Pressures, Int.=Interception, FR=Fumble Recovery, FF=Forced Fumble, PD=Pass Defense

| 2023 STEELERS SPECIAL TEAMS | | | | DEFENSIVE STATS BY RANK | | | | | | | | | | | | |
|-----------------------------|------------------|------|------|-------------------------|--------------|-----------|---------------|-----|------------------|-------------|-----------------|-------------|--------------|------------|------------|---|
| POS. | PLAYER | TKL. | AST. | COMB. | SACKS | | INTERCEPTIONS | | TACKLES FOR LOSS | | PASSES DEFENSED | | PRESSURES | | | |
| | | | | | PLAYER | NO. | PLAYER | NO. | PLAYER | NO. | PLAYER | NO. | PLAYER | NO. | | |
| S | Killebrew, Miles | 5 | 1 | 6 | T. Watt | 8.0 | L. Wallace | 2 | T. Watt | 7 | L. Wallace | 7 | T. Watt | 15 | | |
| LS | Kuntz, Christian | 2 | 1 | 3 | M. Golden | 2.0 | A. Highsmith | 1 | K. Alexander | 5 | P. Peterson | 6 | A. Highsmith | 7 | | |
| LB | Robinson, Mark | 2 | 0 | 2 | A. Highsmith | 2.0 | P. Peterson | 1 | C. Holcomb | 3 | T. Watt | 4 | M. Golden | 3 | | |
| S | Riley, Elijah | 0 | 2 | 2 | K. Alexander | 1.0 | J. Porter Jr. | 1 | E. Roberts | 3 | M. Fitzpatrick | 2 | K. Alexander | 2 | | |
| LB | Herbig, Nick | 1 | 0 | 1 | K. Benton | 1.0 | | | M. Golden | 2 | C. Holcomb | 2 | K. Benton | 2 | | |
| CB | Pierre, James | 0 | 1 | 1 | D. Leal | 1.0 | | | A. Highsmith | 2 | I. Loudermilk | 2 | D. Leal | 2 | | |
| CB | Porter Jr., Joey | 0 | 1 | 1 | L. Ogunjobi | 1.0 | | | D. Leal | 2 | J. Porter Jr. | 2 | L. Ogunjobi | 2 | | |
| TOTALS | | | | 10 | 6 | 16 | E. Riley | 1.0 | | | K. Benton | 1 | A. Highsmith | 1 | E. Roberts | 2 |
| | | | | | | | | | | K. Neal | 1 | D. Leal | 1 | C. Heyward | 1 | |
| | | | | | | | | | | L. Ogunjobi | 1 | K. Neal | 1 | C. Holcomb | 1 | |
| | | | | | | | | | | E. Riley | 1 | C. Sullivan | 1 | E. Riley | 1 | |

| PLAYER | TACKLES | SOLO | ASSISTS | FOR FUMBLES | FUMBLE REC | BLKD FG | BLKD PAT | BLKD PUNT |
|--------------------|-----------|-----------|----------|-------------|------------|----------|----------|-----------|
| Miles Killebrew | 6 | 5 | 1 | 0 | 0 | 0 | 0 | 1 |
| Christian Kuntz | 3 | 2 | 1 | 0 | 0 | 0 | 0 | 0 |
| Mark Robinson | 2 | 2 | 0 | 0 | 0 | 0 | 0 | 0 |
| Elijah Riley | 2 | 0 | 2 | 0 | 0 | 0 | 0 | 0 |
| Nick Herbig | 1 | 1 | 0 | 0 | 0 | 0 | 0 | 0 |
| James Pierre | 1 | 0 | 1 | 0 | 0 | 0 | 0 | 0 |
| Joey Porter Jr. | 1 | 0 | 1 | 0 | 0 | 0 | 0 | 0 |
| 2023 TOTALS | 16 | 10 | 6 | 0 | 0 | 0 | 0 | 1 |

| OFFENSE | | | | | | | | | | | | | | |
|---------|-----------------|------------|-----------------|------------|---------|------------|-------------|---------------|-----------|------------|----------------|---------------|---------------|----|
| DATE | OPPONENT | WR | LT | LG | C | RG | RT | TE | RB | QB | WR | WR | TE | FB |
| 9/10 | San Francisco | G. Pickens | D. Moore Jr. | I. Seumalo | M. Cole | J. Daniels | C. Okorafor | P. Freiermuth | N. Harris | K. Pickett | A. Robinson II | D. Johnson | -- | -- |
| 9/18 | Cleveland | G. Pickens | D. Moore Jr. | I. Seumalo | M. Cole | J. Daniels | C. Okorafor | P. Freiermuth | N. Harris | K. Pickett | A. Robinson II | -- | D. Washington | -- |
| 9/24 | at Las Vegas | G. Pickens | D. Moore Jr. | I. Seumalo | M. Cole | J. Daniels | C. Okorafor | P. Freiermuth | N. Harris | K. Pickett | A. Robinson II | -- | D. Washington | -- |
| 10/1 | at Houston | G. Pickens | D. Moore Jr. | I. Seumalo | M. Cole | N. Herbig | C. Okorafor | P. Freiermuth | N. Harris | K. Pickett | A. Robinson II | -- | D. Washington | -- |
| 10/8 | Baltimore | G. Pickens | <u>B. Jones</u> | I. Seumalo | M. Cole | N. Herbig | C. Okorafor | D. Washington | N. Harris | K. Pickett | A. Robinson II | C. Austin III | -- | -- |
| 10/22 | at L.A. Rams | -- | -- | -- | -- | -- | -- | -- | -- | -- | -- | -- | -- | -- |
| 10/29 | Jacksonville | -- | -- | -- | -- | -- | -- | -- | -- | -- | -- | -- | -- | -- |
| 11/2 | Tennessee | -- | -- | -- | -- | -- | -- | -- | -- | -- | -- | -- | -- | -- |
| 11/12 | Green Bay | -- | -- | -- | -- | -- | -- | -- | -- | -- | -- | -- | -- | -- |
| 11/19 | at Cleveland | -- | -- | -- | -- | -- | -- | -- | -- | -- | -- | -- | -- | -- |
| 11/26 | at Cincinnati | -- | -- | -- | -- | -- | -- | -- | -- | -- | -- | -- | -- | -- |
| 12/3 | Arizona | -- | -- | -- | -- | -- | -- | -- | -- | -- | -- | -- | -- | -- |
| 12/7 | New England | -- | -- | -- | -- | -- | -- | -- | -- | -- | -- | -- | -- | -- |
| 12/16 | at Indianapolis | -- | -- | -- | -- | -- | -- | -- | -- | -- | -- | -- | -- | -- |
| 12/23 | Cincinnati | -- | -- | -- | -- | -- | -- | -- | -- | -- | -- | -- | -- | -- |
| 12/31 | at Seattle | -- | -- | -- | -- | -- | -- | -- | -- | -- | -- | -- | -- | -- |
| 1/7 | at Baltimore | -- | -- | -- | -- | -- | -- | -- | -- | -- | -- | -- | -- | -- |

| DEFENSE | | | | | | | | | | | | | |
|---------|-----------------|-------------|------------------|--------------|---------|------------|------------|--------------|-------------|----------------|---------|------------|----------|
| DATE | OPPONENT | DE | DT | NT | LOLB | LILB | RILB | ROLB | LCB | FS | SS | RCB | NICKEL |
| 9/10 | San Francisco | L. Ogunjobi | C. Heyward | M. Adams Sr. | T. Watt | C. Holcomb | E. Roberts | A. Highsmith | P. Peterson | M. Fitzpatrick | K. Neal | L. Wallace | -- |
| 9/18 | Cleveland | L. Ogunjobi | D. Leal | M. Adams Sr. | T. Watt | C. Holcomb | E. Roberts | A. Highsmith | P. Peterson | M. Fitzpatrick | K. Neal | -- | D. Kazez |
| 9/24 | at Las Vegas | L. Ogunjobi | D. Leal | M. Adams Sr. | T. Watt | C. Holcomb | E. Roberts | A. Highsmith | P. Peterson | M. Fitzpatrick | K. Neal | L. Wallace | -- |
| 10/1 | at Houston | L. Ogunjobi | D. Leal | M. Adams Sr. | T. Watt | C. Holcomb | E. Roberts | A. Highsmith | P. Peterson | M. Fitzpatrick | K. Neal | L. Wallace | -- |
| 10/8 | Baltimore | L. Ogunjobi | <u>K. Benton</u> | M. Adams Sr. | T. Watt | C. Holcomb | E. Roberts | A. Highsmith | P. Peterson | M. Fitzpatrick | K. Neal | L. Wallace | -- |
| 10/22 | at L.A. Rams | -- | -- | -- | -- | -- | -- | -- | -- | -- | -- | -- | -- |
| 10/29 | Jacksonville | -- | -- | -- | -- | -- | -- | -- | -- | -- | -- | -- | -- |
| 11/2 | Tennessee | -- | -- | -- | -- | -- | -- | -- | -- | -- | -- | -- | -- |
| 11/12 | Green Bay | -- | -- | -- | -- | -- | -- | -- | -- | -- | -- | -- | -- |
| 11/19 | at Cleveland | -- | -- | -- | -- | -- | -- | -- | -- | -- | -- | -- | -- |
| 11/26 | at Cincinnati | -- | -- | -- | -- | -- | -- | -- | -- | -- | -- | -- | -- |
| 12/3 | Arizona | -- | -- | -- | -- | -- | -- | -- | -- | -- | -- | -- | -- |
| 12/7 | New England | -- | -- | -- | -- | -- | -- | -- | -- | -- | -- | -- | -- |
| 12/16 | at Indianapolis | -- | -- | -- | -- | -- | -- | -- | -- | -- | -- | -- | -- |
| 12/23 | Cincinnati | -- | -- | -- | -- | -- | -- | -- | -- | -- | -- | -- | -- |
| 12/31 | at Seattle | -- | -- | -- | -- | -- | -- | -- | -- | -- | -- | -- | -- |
| 1/7 | at Baltimore | -- | -- | -- | -- | -- | -- | -- | -- | -- | -- | -- | -- |

Rookies underlined.

| INDIVIDUAL SINGLE-GAME HIGHS | | | | OPPONENT | DATE | OPPONENT SINGLE-GAME HIGHS | | DATE |
|----------------------------------|------|-----------------------|------------|-----------------|-------------|--|------------|-------------|
| RUSHING | | | | | | | | |
| Rushing Yards | 71 | Najee Harris | at Texans | 10/01 | 152 | Christian McCaffrey | vs. 49ers | 09/10 |
| Rushing Attempts | 19 | Najee Harris | at Raiders | 09/24 | 24 | Dameon Pierce | at Texans | 10/01 |
| Rushing Average | 5.1 | Najee Harris | at Texans | 10/01 | 6.9 | Christian McCaffrey | vs. 49ers | 09/10 |
| Rushing Touchdowns | | | | | 1 | Justice Hill | vs. Ravens | 10/08 |
| | | | | | | Pierre Strong Jr. | vs. Browns | 09/18 |
| | | | | | | Christian McCaffrey | vs. 49ers | 09/10 |
| RECEIVING | | | | | | | | |
| Pass Receptions | 6 | George Pickens | vs. Ravens | 10/08 | 13 | Davante Adams | at Raiders | 09/24 |
| | | Jaylen Warren | at Texans | 10/01 | | | | |
| | | Calvin Austin III | vs. 49ers | 09/10 | | | | |
| Receiving Yards | 130 | George Pickens | vs. Ravens | 10/08 | 172 | Davante Adams | at Raiders | 09/24 |
| Touchdown Receptions | 1 | George Pickens | vs. Ravens | 10/08 | 2 | Nico Collins | at Texans | 10/01 |
| | | Calvin Austin III | at Raiders | 09/24 | | Davante Adams | at Raiders | 09/24 |
| | | Pat Freiermuth | at Raiders | 09/24 | | Brandon Aiyuk | vs. 49ers | 09/10 |
| | | George Pickens | vs. Browns | 09/18 | | | | |
| | | Pat Freiermuth | vs. 49ers | 09/10 | | | | |
| PASSING | | | | | | | | |
| Passes Attempted | 46 | Kenny Pickett | vs. 49ers | 09/10 | 44 | Jimmy Garoppolo | at Raiders | 09/24 |
| Passes Completed | 31 | Kenny Pickett | vs. 49ers | 09/10 | 28 | Jimmy Garoppolo | at Raiders | 09/24 |
| Completion Percentage | 67.3 | Kenny Pickett | vs. 49ers | 09/10 | 65.5 | Brock Purdy | vs. 49ers | 09/10 |
| Passing Yards | 235 | Kenny Pickett | at Raiders | 09/24 | 324 | Jimmy Garoppolo | at Raiders | 09/24 |
| Yards Per Attempt | 8.4 | Kenny Pickett | at Raiders | 09/24 | 10.2 | C.J. Stroud | at Texans | 10/01 |
| Touchdown Passes | 2 | Kenny Pickett | at Raiders | 09/24 | 2 | C.J. Stroud | at Texans | 10/01 |
| | | | | | | Jimmy Garoppolo | at Raiders | 09/24 |
| | | | | | | Brock Purdy | vs. 49ers | 09/10 |
| | | | | | | Jimmy Garoppolo | at Raiders | 09/24 |
| Interceptions Thrown | 2 | Kenny Pickett | vs. 49ers | 09/10 | 3 | Jimmy Garoppolo | at Raiders | 09/24 |
| PUNT RETURNS | | | | | | | | |
| Punt Returns | 2 | Calvin Austin III | at Texans | 10/01 | 5 | DeAndre Carter | at Raiders | 09/24 |
| | | Calvin Austin III | at Raiders | 09/24 | | | | |
| Punt Return Yards | 14 | Calvin Austin III | vs. Browns | 09/18 | 44 | DeAndre Carter | at Raiders | 09/24 |
| KICKOFF RETURNS | | | | | | | | |
| Kickoff Returns | 3 | Desmond King II | at Texans | 10/01 | 1 | Devin Singletary | at Texans | 10/01 |
| Kickoff Return Yards | 91 | Anthony McFarland Jr. | vs. 49ers | 09/10 | 35 | Devin Singletary | at Texans | 10/01 |
| | | Anthony McFarland Jr. | vs. 49ers | 09/10 | | | | |
| PUNTS | | | | | | | | |
| Punts | 7 | Pressley Harvin III | vs. Browns | 09/18 | 5 | AJ Cole | at Raiders | 09/24 |
| | | | | | | Corey Bojorquez | vs. Browns | 09/18 |
| Punts Inside the 20 | 4 | Pressley Harvin III | vs. Browns | 09/18 | 3 | Jordan Stout | vs. Ravens | 10/08 |
| Punting Average | 53.8 | Pressley Harvin III | at Raiders | 09/24 | 52.4 | Mitch Wishnowsky | vs. 49ers | 09/10 |
| | | | | | | AJ Cole | at Raiders | 09/24 |
| INTERCEPTIONS | | | | | | | | |
| Interceptions Made | 2 | Levi Wallace | at Raiders | 09/24 | 1 | Steven Nelson | at Texans | 10/01 |
| | | | | | | Grant Dejeu | vs. Browns | 09/18 |
| | | | | | | Talanoa Hufanga | vs. 49ers | 09/10 |
| | | | | | | Charvarius Ward | vs. 49ers | 09/10 |
| | | | | | | Steven Nelson | at Texans | 10/01 |
| INT Return Yards | 30 | Alex Highsmith | vs. Browns | 09/18 | 33 | Steven Nelson | at Texans | 10/01 |
| TACKLES | | | | | | | | |
| Tackles | 11 | Minkah Fitzpatrick | at Texans | 10/01 | 12 | Christian Harris | at Texans | 10/01 |
| | | Minkah Fitzpatrick | at Raiders | 09/24 | | | | |
| Sacks | 3.0 | T.J. Watt | vs. 49ers | 09/10 | 3.0 | Drake Jackson | vs. 49ers | 09/10 |
| SCORING | | | | | | | | |
| Touchdowns | 1 | George Pickens | vs. Ravens | 10/08 | 2 | Nico Collins | at Texans | 10/01 |
| | | Calvin Austin III | at Raiders | 09/24 | | Davante Adams | at Raiders | 09/24 |
| | | Pat Freiermuth | at Raiders | 09/24 | | Brandon Aiyuk | vs. 49ers | 09/10 |
| | | George Pickens | vs. Browns | 09/18 | | | | |
| | | Pat Freiermuth | vs. 49ers | 09/10 | | | | |
| Field Goals Attempted | 3 | Chris Boswell | vs. Ravens | 10/08 | 3 | Ka'imi Fairbairn | at Texans | 10/01 |
| | | Chris Boswell | at Raiders | 09/24 | | Dustin Hopkins | vs. Browns | 09/18 |
| | | | | | | Jake Moody | vs. 49ers | 09/10 |
| Field Goals Made | 3 | Chris Boswell | vs. Ravens | 10/08 | 3 | Ka'imi Fairbairn | at Texans | 10/01 |
| | | Chris Boswell | at Raiders | 09/24 | | Jake Moody | vs. 49ers | 09/10 |
| MISC. YARDS | | | | | | | | |
| Yards From Scrimmage | 146 | George Pickens | vs. Ravens | 10/08 | 172 | Davante Adams | at Raiders | 09/24 |
| Combined Net Yards | 146 | George Pickens | vs. Ravens | 10/08 | 172 | Davante Adams | at Raiders | 09/24 |
| LONGEST PLAYS | | | | OPPONENT | DATE | OPPONENT INDIVIDUAL LONGEST PLAYS | | DATE |
| RUSHING | | | | | | | | |
| Run From Scrimmage | 24 | Najee Harris | vs. 49ers | 09/10 | 69 | Jerome Ford | vs. Browns | 09/18 |
| Touchdown Run | | | | | 65 | Christian McCaffrey | vs. 49ers | 09/10 |
| RECEIVING | | | | | | | | |
| Pass Reception | 72 | Calvin Austin III | at Raiders | 09/24 | 52 | Nico Collins | at Texans | 10/01 |
| Touchdown Reception | 72 | Calvin Austin III | at Raiders | 09/24 | 52 | Nico Collins | at Texans | 10/01 |
| PASSING | | | | | | | | |
| Passing Long | 72 | Kenny Pickett | at Raiders | 09/24 | 52 | C.J. Stroud | at Texans | 10/01 |
| Touchdown Pass Long | 72 | Kenny Pickett | at Raiders | 09/24 | 52 | C.J. Stroud | at Texans | 10/01 |
| RETURNS | | | | | | | | |
| Longest Opponent's Fumble Return | 18 | T.J. Watt | vs. Ravens | 10/08 | 20 | Kevon Seymour | vs. Ravens | 10/08 |
| Punt Return | 14 | Calvin Austin III | vs. Browns | 09/18 | 19 | Ray-Ray McCloud III | vs. 49ers | 09/10 |
| Kickoff Return | 34 | Anthony McFarland Jr. | vs. 49ers | 09/10 | 35 | Devin Singletary | at Texans | 10/01 |
| Interception Return | 30 | Alex Highsmith | vs. Browns | 09/18 | 33 | Steven Nelson | at Texans | 10/01 |
| Longest INT Return for TD | 30 | Alex Highsmith | vs. Browns | 09/18 | | | | |
| KICKING | | | | | | | | |
| Punt | 63 | Pressley Harvin III | at Raiders | 09/24 | 60 | AJ Cole | at Raiders | 09/24 |
| Field Goal | 57 | Chris Boswell | at Raiders | 09/24 | 55 | Dustin Hopkins | vs. Browns | 09/18 |
| Field Goal Attempt | 57 | Chris Boswell | at Raiders | 09/24 | 55 | Dustin Hopkins | vs. Browns | 09/18 |

2023 REGULAR SEASON BIG YARDAGE GAMES

| 100-YARD PASS RECEIVERS | | | | | | | |
|-------------------------|------------|----------------|------|------|-------|-----|----|
| DATE | OPPONENT | PLAYER | REC. | YDS. | AVG. | LG | TD |
| 9/18 | vs. Browns | George Pickens | 4 | 127 | 31.8 | 71T | 1 |
| 10/8 | vs. Ravens | George Pickens | 6 | 130 | 21.7 | 41T | 1 |
| 100-YARD RUSHERS | | | | | | | |
| DATE | OPPONENT | PLAYER | ATT. | YDS. | AVG. | LG | TD |
| 300-YARD PASSERS | | | | | | | |
| DATE | OPPONENT | PLAYER | ATT. | YDS. | COMP. | LG | TD |

2023 OPPONENTS BIG YARDAGE GAMES

| 100-YARD PASS RECEIVERS | | | | | | | |
|-------------------------|------------|---------------------|------|------|-------|-----|----|
| DATE | OPPONENT | PLAYER | REC. | YDS. | AVG. | LG | TD |
| 9/10 | vs. 49ers | Brandon Aiyuk | 8 | 129 | 16.1 | 23 | 2 |
| 9/24 | at Raiders | Davante Adams | 13 | 172 | 13.2 | 32T | 2 |
| 10/1 | at Texans | Nico Collins | 7 | 168 | 24.0 | 52T | 2 |
| 100-YARD RUSHERS | | | | | | | |
| DATE | OPPONENT | PLAYER | ATT. | YDS. | AVG. | LG | TD |
| 9/10 | vs. 49ers | Christian McCaffrey | 22 | 152 | 6.9 | 65T | 1 |
| 9/18 | vs. Browns | Jerome Ford | 16 | 106 | 6.6 | 69 | 0 |
| 300-YARD PASSERS | | | | | | | |
| DATE | OPPONENT | PLAYER | ATT. | YDS. | COMP. | LG | TD |
| 9/24 | at Raiders | Jimmy Garoppolo | 44 | 324 | 28 | 32T | 2 |
| 10/1 | at Texans | C.J. Stroud | 30 | 306 | 16 | 52T | 2 |

| DATE | OPPONENT | QTR | STEELERS PLAYER | YDS | DOWN | RESULT | QTR | OPP. PLAYER | YDS | DOWN | RESULT |
|---------------|-----------------|-----|---------------------------------------|------------|-------------|------------|-----|------------------------------------|------------|-------------|------------|
| 09/10 | San Francisco | 3 | K. Pickett -> D. Johnson | 26 | 1-10-PIT 25 | Punt | 1 | B. Purdy -> B. Aiyuk | 23 | 2-11-PIT 49 | Field Goal |
| | | 4 | K. Pickett -> A. Robinson II | 31 | 3-11-PIT 39 | Downs | 2 | B. Purdy -> D. Samuel | 22 | 1-15-PIT 39 | Touchdown |
| | | | | | | | 4 | B. Purdy -> B. Aiyuk | 22 | 3-4-SF 25 | Punt |
| 09/18 | Cleveland | 2 | K. Pickett -> J. Warren | 30 | 3-3-PIT 32 | Punt | 2 | D. Watson -> D. Njoku | 29 | 1-20-CLE 15 | Field Goal |
| | | 2 | K. Pickett -> G. Pickens | 71T | 1-10-PIT 29 | Touchdown | 4 | D. Watson -> A. Cooper | 23 | 2-10-CLE 23 | Fumble |
| | | 3 | K. Pickett -> G. Pickens | 25 | 3-10-PIT 25 | Field Goal | | | | | |
| | | 3 | K. Pickett -> G. Pickens | 23 | 2-10-PIT 25 | Punt | | | | | |
| 09/24 | at Las Vegas | 1 | K. Pickett -> C. Austin III | 72T | 3-7-PIT 28 | Touchdown | 1 | J. Garoppolo -> D. Adams | 32T | 4-1-PIT 32 | Touchdown |
| | | 3 | K. Pickett -> G. Pickens | 32 | 3-5-PIT 26 | Field Goal | 4 | J. Garoppolo -> D. Adams | 26 | 1-10-LV 20 | Touchdown |
| 10/01 | at Houston | 3 | K. Pickett -> N. Harris | 32 | 3-4-HOU 40 | Field Goal | 1 | C. Stroud -> D. Pierce | 27 | 2-6-PIT 39 | Touchdown |
| | | | | | | | 2 | C. Stroud -> D. Schultz | 29 | 2-7-HOU 35 | Field Goal |
| | | | | | | | 2 | C. Stroud -> J. Metchie III | 22 | 2-12-HOU 18 | Punt |
| | | | | | | | 2 | C. Stroud -> N. Collins | 42 | 1-10-HOU 22 | Field Goal |
| | | | | | | | 3 | C. Stroud -> N. Collins | 42 | 2-11-HOU 41 | Touchdown |
| | | | | | | | 4 | C. Stroud -> N. Collins | 52T | 3-7-HOU 48 | Touchdown |
| 10/08 | Baltimore | 2 | K. Pickett -> G. Pickens | 21 | 2-10-PIT 10 | Punt | 2 | L. Jackson -> Z. Flowers | 29 | 3-18-BAL 40 | Downs |
| | | 3 | K. Pickett -> G. Pickens | 23 | 1-10-PIT 26 | Punt | 3 | L. Jackson -> Z. Flowers | 20 | 2-7-BAL 26 | Punt |
| | | 4 | K. Pickett -> J. Warren | 23 | 3-8-PIT 46 | Field Goal | | | | | |
| | | 4 | K. Pickett -> G. Pickens | 21 | 3-4-PIT 37 | Touchdown | | | | | |
| | | 4 | K. Pickett -> G. Pickens | 41T | 2-9-BAL 41 | Touchdown | | | | | |
| 10/29 | Jacksonville | -- | -- | -- | -- | -- | -- | -- | -- | -- | -- |
| 11/02 | Tennessee | -- | -- | -- | -- | -- | -- | -- | -- | -- | -- |
| 11/12 | Green Bay | -- | -- | -- | -- | -- | -- | -- | -- | -- | -- |
| 11/19 | at Cleveland | -- | -- | -- | -- | -- | -- | -- | -- | -- | -- |
| 11/26 | at Cincinnati | -- | -- | -- | -- | -- | -- | -- | -- | -- | -- |
| 12/03 | Arizona | -- | -- | -- | -- | -- | -- | -- | -- | -- | -- |
| 12/07 | New England | -- | -- | -- | -- | -- | -- | -- | -- | -- | -- |
| 12/16 | at Indianapolis | -- | -- | -- | -- | -- | -- | -- | -- | -- | -- |
| 12/23 | Cincinnati | -- | -- | -- | -- | -- | -- | -- | -- | -- | -- |
| 12/31 | at Seattle | -- | -- | -- | -- | -- | -- | -- | -- | -- | -- |
| 01/07 | at Baltimore | -- | -- | -- | -- | -- | -- | -- | -- | -- | -- |
| TOTALS | | | 14 - 471 (33.6), 3 TDS | | | | | 16 - 452 (28.3), 2 TDS | | | |

| DATE | OPPONENT | QTR | STEELERS PLAYER | YDS. | DOWN | RESULT | QTR | OPP. PLAYER | YDS. | DOWN | RESULT |
|---------------|-----------------|-----|-----------------|-------------------------------|-------------|------------|----------------|-------------------------------|-------------|-------------|-----------|
| 09/1 0 | San Francisco | 2 | Najee Harris | 24 | 3-1-PIT 14 | Touchdown | 1 | Christian | 17 | 2-1-PIT 25 | Touchdown |
| | | | | | | 1 | McCaffrey | 11 | 2-10-SF 44 | Touchdown | |
| | | | | | | 3 | Christian | 65T | 1-10-SF 35 | Touchdown | |
| | | | | | | 3 | McCaffrey | 11 | 1-10-SF 8 | Punt | |
| | | | | | | 4 | Christian | 17 | 3-11-PIT 41 | Field Goal | |
| 09/1 8 | Cleveland | 3 | Najee Harris | 21 | 1-10-PIT 20 | Punt | 1 | Nick Chubb | 20 | 1-10-CLE 28 | Fumble |
| | | | | | | 1 | Jerome Ford | 69 | 2-5-CLE 30 | Touchdown | |
| | | | | | | 3 | Deshaun Watson | 12 | 2-5-CLE 25 | Punt | |
| | | | | | | | | | | | |
| | | | | | | | | | | | |
| 09/2 4 | at Las Vegas | 2 | Jaylen Warren | 11 | 1-10-LV 48 | Field Goal | 4 | Josh Jacobs | 10 | 1-10-PIT 38 | Touchdown |
| | | | | | | | | | | | |
| | | | | | | | | | | | |
| | | | | | | | | | | | |
| | | | | | | | | | | | |
| 10/0 1 | at Houston | 3 | Najee Harris | 15 | 1-10-PIT 25 | Field Goal | 1 | Dameon Pierce | 13 | 2-10-HOU 31 | Touchdown |
| | | | | | | 1 | C.J. Stroud | 11 | 2-8-HOU 46 | Touchdown | |
| | | | | | | 2 | Dameon Pierce | 12 | 1-10-PIT 36 | Field Goal | |
| | | | | | | 3 | Najee Harris | 23 | 1-10-PIT 24 | Touchdown | |
| | | | | | | | | | | | |
| 10/0 8 | Baltimore | 2 | George Pickens | 16 | 1-10-BAL 40 | Field Goal | 1 | Lamar Jackson | 26 | 3-2-BAL 33 | Punt |
| | | | | | | 1 | Gus Edwards | 11 | 2-4-PIT 25 | Touchdown | |
| | | | | | | 1 | Justice Hill | 14T | 2-10-PIT 14 | Touchdown | |
| | | | | | | | | | | | |
| 10/2 9 | Jacksonville | -- | -- | -- | -- | -- | -- | -- | -- | -- | |
| 11/0 2 | Tennessee | -- | -- | -- | -- | -- | -- | -- | -- | -- | |
| 11/1 2 | Green Bay | -- | -- | -- | -- | -- | -- | -- | -- | -- | |
| 11/1 9 | at Cleveland | -- | -- | -- | -- | -- | -- | -- | -- | -- | |
| 11/2 6 | at Cincinnati | -- | -- | -- | -- | -- | -- | -- | -- | -- | |
| 12/0 3 | Arizona | -- | -- | -- | -- | -- | -- | -- | -- | -- | |
| 12/0 7 | New England | -- | -- | -- | -- | -- | -- | -- | -- | -- | |
| 12/1 6 | at Indianapolis | -- | -- | -- | -- | -- | -- | -- | -- | -- | |
| 12/2 3 | Cincinnati | -- | -- | -- | -- | -- | -- | -- | -- | -- | |
| 12/3 1 | at Seattle | -- | -- | -- | -- | -- | -- | -- | -- | -- | |
| 01/0 7 | at Baltimore | -- | -- | -- | -- | -- | -- | -- | -- | -- | |
| TOTALS | | | | 12 - 198 (16.5), 0 TDS | | | | 16 - 329 (20.6), 2 TDS | | | |

| DATE | OPPONENT | RUSHES | | | | RECEPTIONS | | | | RETURNS | | | | | | | |
|-------|-----------------|--------|----------------|-----|--------|------------|-------------------|-----|--------|---------|----------------------------|-----|--------|--|--|--|--|
| | | GAIN | PLAYER | QTR | RESULT | GAIN | PLAYER | QTR | RESULT | GAIN | PLAYER | QTR | RESULT | | | | |
| 09/10 | San Francisco | 24 | Najee Harris | 2 | TD | 26 | Diontae Johnson | 3 | Punt | 32 | Anthony McFarland Jr. (KR) | 1 | Punt | | | | |
| | | | | | | 31 | Allen Robinson II | 4 | Downs | 34 | Anthony McFarland Jr. (KR) | 2 | Punt | | | | |
| 09/18 | Cleveland | 21 | Najee Harris | 3' | Punt | 30 | Jaylen Warren | 2 | Punt | 30t | Alex Highsmith (INT) | 1 | INT | | | | |
| | | | | | | 17 | Najee Harris | 3 | Punt | | | | | | | | |
| | | | | | | 71t | George Pickens | 2 | TD | | | | | | | | |
| | | | | | | 25 | George Pickens | 3 | FG | | | | | | | | |
| 09/24 | at Las Vegas | 11 | Jaylen Warren | 2' | FG | 72t | Calvin Austin III | 1 | TD | | | | | | | | |
| | | | | | | 10 | Kenny Pickett | 2' | FG | | | | | | | | |
| | | | | | | 17 | Najee Harris | 3 | TD | | | | | | | | |
| | | | | | | 32 | George Pickens | 3 | FG | | | | | | | | |
| 10/01 | at Houston | 15 | Najee Harris | 3' | FG | 32 | Najee Harris | 3 | FG | | | | | | | | |
| | | | | | | | | | | 18 | Jaylen Warren | 3' | FG | | | | |
| | | | | | | | | | | 23 | Najee Harris | 3 | Downs | | | | |
| | | | | | | | | | | | | | | | | | |
| 10/08 | Baltimore | 16 | George Pickens | 2 | FG | 21 | George Pickens | 2 | Punt | | | | | | | | |
| | | | | | | 10 | Jaylen Warren | 4' | FG | 23 | George Pickens | 3 | Punt | | | | |
| | | | | | | 16 | Jaylen Warren | 4 | FG | 23 | Jaylen Warren | 4 | FG | | | | |
| | | | | | | | | | | 21 | George Pickens | 4' | TD | | | | |
| | | | | | | | | | | 41t | George Pickens | 4 | TD | | | | |
| 10/22 | at L.A. Rams | -- | -- | -- | -- | -- | -- | -- | -- | -- | -- | -- | -- | | | | |
| 10/29 | Jacksonville | -- | -- | -- | -- | -- | -- | -- | -- | -- | -- | -- | -- | | | | |
| 11/02 | Tennessee | -- | -- | -- | -- | -- | -- | -- | -- | -- | -- | -- | -- | | | | |
| 11/12 | Green Bay | -- | -- | -- | -- | -- | -- | -- | -- | -- | -- | -- | -- | | | | |
| 11/19 | at Cleveland | -- | -- | -- | -- | -- | -- | -- | -- | -- | -- | -- | -- | | | | |
| 11/26 | at Cincinnati | -- | -- | -- | -- | -- | -- | -- | -- | -- | -- | -- | -- | | | | |
| 12/03 | Arizona | -- | -- | -- | -- | -- | -- | -- | -- | -- | -- | -- | -- | | | | |
| 12/07 | New England | -- | -- | -- | -- | -- | -- | -- | -- | -- | -- | -- | -- | | | | |
| 12/16 | at Indianapolis | -- | -- | -- | -- | -- | -- | -- | -- | -- | -- | -- | -- | | | | |
| 12/23 | Cincinnati | -- | -- | -- | -- | -- | -- | -- | -- | -- | -- | -- | -- | | | | |
| 12/31 | at Seattle | -- | -- | -- | -- | -- | -- | -- | -- | -- | -- | -- | -- | | | | |
| TBD | at Baltimore | -- | -- | -- | -- | -- | -- | -- | -- | -- | -- | -- | -- | | | | |

* -- result within the same drive

| DATE | OPPONENT | RUSHES | | | | RECEPTIONS | | | | RETURNS | | | |
|-------|-----------------|--------|---------------------|-----|--------|--------------|-------------------|-----|--------|---------|-----------------------|-----|--------|
| | | GAIN | PLAYER | QTR | RESULT | GAIN | PLAYER | QTR | RESULT | GAIN | PLAYER | QTR | RESULT |
| 09/10 | San Francisco | 17 | Christian McCaffrey | 1 | TD | 23 | Brandon Aiyuk | 1 | FG | | | | |
| | | 11 | Christian McCaffrey | 1 | TD | 22 | Deebo Samuel | 2 | TD | | | | |
| | | 65t | Christian McCaffrey | 3 | TD | 22 | Brandon Aiyuk | 4 | Punt | | | | |
| | | 11 | Christian McCaffrey | 3 | Punt | | | | | | | | |
| | | 17 | Brock Purdy | 4 | FG | | | | | | | | |
| 09/18 | Cleveland | 20 | Nick Chubb | 1 | Fumble | 29 | David Njoku | 2 | FG | | | | |
| | | 69 | Jerome Ford | 3 | TD | 23 | Amari Cooper | 4 | Fumble | | | | |
| | | 12 | Deshaun Watson | 3 | Punt | | | | | | | | |
| 09/24 | at Las Vegas | 70 | Josh Jacobs | 4 | TD | 32t | Davante Adams | 1 | TD | | | | |
| | | 26 | Davante Adams | 4 | TD | | | | | | | | |
| 10/01 | at Houston | 13 | Dameon Pierce | 1' | TD | 27 | Dameon Pierce | 1 | TD | 35 | Devin Singletary (KR) | 1 | TD |
| | | 11 | C.J. Stroud | 1' | TD | 29 | Dalton Schultz | 2 | FG | 33 | Steven Nelson (INT) | 1 | INT |
| | | 12 | Dameon Pierce | 2 | FG | 22 | John Metchies III | 2 | Punt | | | | |
| | | 10 | Dameon Pierce | 4 | TD | 42 | Nico Collins | 2 | FG | | | | |
| | | | | | 24 | Nico Collins | 3 | TD | | | | | |
| | | | | | 52t | Nico Collins | 4 | TD | | | | | |
| 10/08 | Baltimore | 26 | Lamar Jackson | 1 | Punt | 29 | Zay Flowers | 2 | Downs | | | | |
| | | 11 | Gus Edwards | 1' | TD | 20 | Zay Flowers | 3 | Punt | | | | |
| | | 14t | Justice Hill | 1 | TD | 30 | Nelson Agholor | 3 | Punt | | | | |
| 10/22 | at L. A. Rams | -- | -- | -- | -- | -- | -- | -- | -- | -- | -- | -- | |
| 10/29 | Jacksonville | -- | -- | -- | -- | -- | -- | -- | -- | -- | -- | -- | |
| 11/02 | Tennessee | -- | -- | -- | -- | -- | -- | -- | -- | -- | -- | -- | |
| 11/12 | Green Bay | -- | -- | -- | -- | -- | -- | -- | -- | -- | -- | -- | |
| 11/19 | at Cleveland | -- | -- | -- | -- | -- | -- | -- | -- | -- | -- | -- | |
| 11/26 | at Cincinnati | -- | -- | -- | -- | -- | -- | -- | -- | -- | -- | -- | |
| 12/03 | Arizona | -- | -- | -- | -- | -- | -- | -- | -- | -- | -- | -- | |
| 12/07 | New England | -- | -- | -- | -- | -- | -- | -- | -- | -- | -- | -- | |
| 12/16 | at Indianapolis | -- | -- | -- | -- | -- | -- | -- | -- | -- | -- | -- | |
| 12/23 | Cincinnati | -- | -- | -- | -- | -- | -- | -- | -- | -- | -- | -- | |
| 12/31 | at Seattle | -- | -- | -- | -- | -- | -- | -- | -- | -- | -- | -- | |
| TBD | at Baltimore | -- | -- | -- | -- | -- | -- | -- | -- | -- | -- | -- | |

-- result within the same drive

| DATE | OPPONENT | RETUR | | STEELERS PLAYER | YD S. | DOWN | RESULT | RETUR | | OPP. PLAYER | YD S. | DOWN | RESULT |
|---------------|-----------------|------------------------------|------|--|------------------|-------------------------------|--------------------------|-------|------|--|----------|------------------|----------------------------|
| | | QTR | N | | | | | QTR | N | | | | |
| 09/10 | San Francisco | 1 | KO | Anthony McFarland Jr. Anthony McFarland Jr. | 32 34 | SF 32 SF 24 | Touchdown Punt | 1 | Punt | Ray-Ray McCloud III Ray-Ray McCloud III | 15 19 | SF 32 PIT 38 | Touchdown Fumble |
| | | 2 | KO | | | | | 3 | Punt | | | | |
| 09/18 | Cleveland | 1 | INT | Alex Highsmith Calvin Austin III | 30T 14 | PIT 35 CLE 39 | Field Goal Field Goal | 1 | FUM | Grant Delpit | 14 | PIT 23 | Touchdown |
| | | 2 | Punt | | | | | 4 | INT | | | | |
| 09/24 | at Las Vegas | NONE | | | | | | 1 | Punt | DeAndre Carter DeAndre Carter | 12 13 | LV 26 LV 20 | Touchdown Touchdown |
| | | 4 | Punt | 4 | | | | Punt | 16 | | | | |
| 10/01 | at Houston | NONE | | | | | | 1 | KO | Devin Singletary Steven Nelson | 35 33 | HOU 35 PIT 45 | Interception Field Goal |
| | | 1 | INT | 2 | | | | Punt | 14 | | | | |
| 10/08 | Baltimore | 4 | FUM | T.J. Watt | 18 | BAL 18 | Field Goal | 4 | FUM | Kevon Seymour | 20 | PIT 7 | Interception |
| 10/22 | at L.A. Rams | -- | -- | -- | -- | -- | -- | -- | -- | -- | -- | -- | -- |
| 10/29 | Jacksonville | -- | -- | -- | -- | -- | -- | -- | -- | -- | -- | -- | -- |
| 11/02 | Tennessee | -- | -- | -- | -- | -- | -- | -- | -- | -- | -- | -- | -- |
| 11/12 | Green Bay | -- | -- | -- | -- | -- | -- | -- | -- | -- | -- | -- | -- |
| 11/19 | at Cleveland | -- | -- | -- | -- | -- | -- | -- | -- | -- | -- | -- | -- |
| 11/26 | at Cincinnati | -- | -- | -- | -- | -- | -- | -- | -- | -- | -- | -- | -- |
| 12/03 | Arizona | -- | -- | -- | -- | -- | -- | -- | -- | -- | -- | -- | -- |
| 12/07 | New England | -- | -- | -- | -- | -- | -- | -- | -- | -- | -- | -- | -- |
| 12/16 | at Indianapolis | -- | -- | -- | -- | -- | -- | -- | -- | -- | -- | -- | -- |
| 12/23 | Cincinnati | -- | -- | -- | -- | -- | -- | -- | -- | -- | -- | -- | -- |
| 12/31 | at Seattle | -- | -- | -- | -- | -- | -- | -- | -- | -- | -- | -- | -- |
| 01/07 | at Baltimore | -- | -- | -- | -- | -- | -- | -- | -- | -- | -- | -- | -- |
| TOTALS | | 6 - 144 (24.0), 2 TDS | | | | 11 - 219 (19.9), 0 TDS | | | | | | | |

| | | STEELERS | | | | | | | | OPPONENT | | | | | | | |
|-------|------------|------------|-----|------|--------|-------------|-----|------|--------|------------|-----|------|--------|-------------|-----|------|--------|
| | | FIRST HALF | | | | SECOND HALF | | | | FIRST HALF | | | | SECOND HALF | | | |
| DATE | OPPONENT | PLAYS | YDS | TIME | RESULT | PLAYS | YDS | TIME | RESULT | PLAYS | YDS | TIME | RESULT | PLAYS | YDS | TIME | RESULT |
| 09/10 | 49ers | 3 | -5 | 1:45 | Punt | 4 | 30 | 2:02 | Punt | 7 | 54 | 3:46 | TD | 2 | 75 | 0:58 | TD |
| 09/18 | Browns | 3 | 7 | 0:39 | INT | 9 | 44 | 3:13 | FG | 1 | 0 | 0:09 | INT | 4 | 75 | 1:46 | TD |
| 09/24 | at Raiders | 3 | 9 | 2:04 | Punt | 9 | 52 | 4:29 | FG | 3 | 7 | 1:29 | Punt | 3 | 7 | 1:03 | Punt |
| 10/01 | at Texans | 8 | 13 | 4:09 | INT | 10 | 58 | 5:29 | FG | 12 | 69 | 6:05 | TD | 3 | -10 | 0:51 | Punt |
| 10/08 | Ravens | 6 | 16 | 3:24 | Punt | 3 | 9 | 1:55 | Punt | 6 | 34 | 2:24 | Punt | 5 | 28 | 2:58 | Punt |

| STEELERS | | | | | | | | | | | | | | | | | | | | | | |
|-------------|-----------------|----------|------|----|-----|------|-------|----|-----|-----|----|----|------|-----|-----|-----|------|-----|----|------|--------|----------|
| DATE | OPPONENT | STARTING | | | | | | | | | | | | | | | | | | | SCORE% | PTS/POSS |
| | | QB | POSS | TD | PAT | 2-PT | M-2PT | FG | FGA | FG% | BK | FG | PUNT | INT | FUM | SAF | DWNS | HFG | M | PTS | | |
| 9/10 | San Francisco | Pickett | 11 | 1 | 1 | 0 | 0 | 0 | 0 | 0 | 0 | 6 | 2 | 0 | 0 | 2 | 0 | 0 | 7 | 9.1 | 9.1 | 0.64 |
| 9/18 | Cleveland | Pickett | 14 | 1 | 2 | 1 | 0 | 2 | 2 | 0 | 0 | 7 | 1 | 1 | 0 | 0 | 1 | 1 | 12 | 7.1 | 21.4 | 0.86 |
| 9/24 | at Las Vegas | Pickett | 13 | 2 | 2 | 0 | 0 | 3 | 3 | 0 | 0 | 6 | 0 | 0 | 0 | 0 | 1 | 1 | 23 | 15.4 | 38.5 | 1.77 |
| 10/1 | at Houston | Pickett | 10 | 0 | 0 | 0 | 0 | 2 | 2 | 0 | 0 | 5 | 1 | 0 | 0 | 1 | 0 | 1 | 6 | 0.0 | 20.0 | 0.60 |
| 10/8 | Baltimore | Pickett | 12 | 1 | 0 | 1 | 0 | 3 | 3 | 0 | 0 | 6 | 0 | 1 | 1 | 0 | 1 | 1 | 15 | 8.3 | 33.3 | 1.25 |
| 10/22 | at L.A. Rams | -- | -- | -- | -- | -- | -- | -- | -- | -- | -- | -- | -- | -- | -- | -- | -- | -- | -- | -- | -- | -- |
| 10/29 | Jacksonville | -- | -- | -- | -- | -- | -- | -- | -- | -- | -- | -- | -- | -- | -- | -- | -- | -- | -- | -- | -- | -- |
| 11/2 | Tennessee | -- | -- | -- | -- | -- | -- | -- | -- | -- | -- | -- | -- | -- | -- | -- | -- | -- | -- | -- | -- | -- |
| 11/12 | Green Bay | -- | -- | -- | -- | -- | -- | -- | -- | -- | -- | -- | -- | -- | -- | -- | -- | -- | -- | -- | -- | -- |
| 11/19 | at Cleveland | -- | -- | -- | -- | -- | -- | -- | -- | -- | -- | -- | -- | -- | -- | -- | -- | -- | -- | -- | -- | -- |
| 11/26 | at Cincinnati | -- | -- | -- | -- | -- | -- | -- | -- | -- | -- | -- | -- | -- | -- | -- | -- | -- | -- | -- | -- | -- |
| 12/3 | Arizona | -- | -- | -- | -- | -- | -- | -- | -- | -- | -- | -- | -- | -- | -- | -- | -- | -- | -- | -- | -- | -- |
| 12/7 | New England | -- | -- | -- | -- | -- | -- | -- | -- | -- | -- | -- | -- | -- | -- | -- | -- | -- | -- | -- | -- | -- |
| 12/16 | at Indianapolis | -- | -- | -- | -- | -- | -- | -- | -- | -- | -- | -- | -- | -- | -- | -- | -- | -- | -- | -- | -- | -- |
| 12/23 | Cincinnati | -- | -- | -- | -- | -- | -- | -- | -- | -- | -- | -- | -- | -- | -- | -- | -- | -- | -- | -- | -- | -- |
| 12/31 | at Seattle | -- | -- | -- | -- | -- | -- | -- | -- | -- | -- | -- | -- | -- | -- | -- | -- | -- | -- | -- | -- | -- |
| 1/7 | at Baltimore | -- | -- | -- | -- | -- | -- | -- | -- | -- | -- | -- | -- | -- | -- | -- | -- | -- | -- | -- | -- | -- |
| 2023 TOTALS | | | 60 | 5 | 5 | 2 | 0 | 10 | 10 | 0 | 0 | 30 | 4 | 2 | 1 | 3 | 3 | 4 | 63 | 8.3 | 25.0 | 1.05 |

| OPPONENTS | | | | | | | | | | | | | | | | | | | | | |
|--------------------|-----------------|--------------|-----------|-----------|-----------|----------|----------|-----------|-----------|----------|----------|-----------|----------|----------|----------|----------|----------|------------|-------------|-------------|-------------|
| DATE | OPPONENT | STARTING QB | POSS | TD | PAT | 2-PT | M-2PT | FG | FGAME | FG-BK | FG-P | INT | FUM | SAF | DWNS | HFGM | PTS | TD% | SCORE% | PTS/POSS | |
| 9/10 | San Francisco | B. Purdy | 12 | 3 | 3 | 0 | 0 | 3 | 3 | 0 | 0 | 3 | 0 | 1 | 0 | 1 | 1 | 30 | 25.0 | 50.0 | 2.50 |
| 9/18 | Cleveland | D. Watson | 15 | 2 | 2 | 2 | 2 | 2 | 3 | 1 | 0 | 5 | 1 | 3 | 0 | 1 | 0 | 22 | 13.3 | 26.7 | 1.47 |
| 9/24 | at Las Vegas | J. Garoppolo | 12 | 2 | 2 | 1 | 1 | 1 | 1 | 0 | 0 | 5 | 3 | 0 | 0 | 1 | 0 | 18 | 16.7 | 25.0 | 1.50 |
| 10/1 | at Houston | C. Stroud | 10 | 3 | 3 | 0 | 0 | 3 | 3 | 0 | 0 | 3 | 0 | 0 | 0 | 1 | 0 | 30 | 30.0 | 60.0 | 3.00 |
| 10/8 | Baltimore | L. Jackson | 12 | 1 | 1 | 0 | 0 | 1 | 1 | 0 | 0 | 5 | 1 | 2 | 0 | 2 | 0 | 10 | 8.3 | 25.0 | 0.83 |
| 10/22 | at L.A. Rams | -- | -- | -- | -- | -- | -- | -- | -- | -- | -- | -- | -- | -- | -- | -- | -- | -- | -- | -- | -- |
| 10/29 | Jacksonville | -- | -- | -- | -- | -- | -- | -- | -- | -- | -- | -- | -- | -- | -- | -- | -- | -- | -- | -- | -- |
| 11/2 | Tennessee | -- | -- | -- | -- | -- | -- | -- | -- | -- | -- | -- | -- | -- | -- | -- | -- | -- | -- | -- | -- |
| 11/12 | Green Bay | -- | -- | -- | -- | -- | -- | -- | -- | -- | -- | -- | -- | -- | -- | -- | -- | -- | -- | -- | -- |
| 11/19 | at Cleveland | -- | -- | -- | -- | -- | -- | -- | -- | -- | -- | -- | -- | -- | -- | -- | -- | -- | -- | -- | -- |
| 11/26 | at Cincinnati | -- | -- | -- | -- | -- | -- | -- | -- | -- | -- | -- | -- | -- | -- | -- | -- | -- | -- | -- | -- |
| 12/3 | Arizona | -- | -- | -- | -- | -- | -- | -- | -- | -- | -- | -- | -- | -- | -- | -- | -- | -- | -- | -- | -- |
| 12/7 | New England | -- | -- | -- | -- | -- | -- | -- | -- | -- | -- | -- | -- | -- | -- | -- | -- | -- | -- | -- | -- |
| 12/16 | at Indianapolis | -- | -- | -- | -- | -- | -- | -- | -- | -- | -- | -- | -- | -- | -- | -- | -- | -- | -- | -- | -- |
| 12/23 | Cincinnati | -- | -- | -- | -- | -- | -- | -- | -- | -- | -- | -- | -- | -- | -- | -- | -- | -- | -- | -- | -- |
| 12/31 | at Seattle | -- | -- | -- | -- | -- | -- | -- | -- | -- | -- | -- | -- | -- | -- | -- | -- | -- | -- | -- | -- |
| 1/7 | at Baltimore | -- | -- | -- | -- | -- | -- | -- | -- | -- | -- | -- | -- | -- | -- | -- | -- | -- | -- | -- | -- |
| 2023 TOTALS | | | 61 | 11 | 11 | 3 | 3 | 10 | 11 | 1 | 0 | 21 | 5 | 6 | 0 | 5 | 1 | 110 | 18.0 | 36.1 | 1.80 |

| DATE | OPPONENT | ACQUIRED | DRIVE START | PLAYS | YARDS | Q:TIME | FIRST DOWNS | SCORING PLAY | PIT | OPP |
|-------|---------------|--------------|-------------|-------|-------|--------|-------------|---|-----|-----|
| 09/10 | San Francisco | Punt | PIT 5 | 12 | 95 | Q21:25 | 6 | P. Freiermuth: 3-yard pass from K. Pickett | 7 | 20 |
| 09/18 | Cleveland | Punt | CLE 39 | 4 | 5 | Q21:20 | 0 | C. Boswell: 52-yard FG | 10 | 11 |
| | | Punt | PIT 18 | 4 | 82 | Q21:36 | 2 | G. Pickens: 71-yard pass from K. Pickett | 16 | 11 |
| | | Kickoff | PIT 25 | 9 | 44 | Q33:13 | 2 | C. Boswell: 50-yard FG | 19 | 14 |
| 09/24 | at Las Vegas | Kickoff | PIT 25 | 3 | 75 | Q10:52 | 1 | C. Austin III: 72-yard pass from K. Pickett | 7 | 7 |
| | | Interception | PIT 31 | 8 | 44 | Q23:51 | 3 | C. Boswell: 43-yard FG | 10 | 7 |
| | | Punt | PIT 23 | 11 | 54 | Q25:08 | 4 | C. Boswell: 42-yard FG | 13 | 7 |
| | | Punt | PIT 9 | 9 | 52 | Q34:29 | 2 | C. Boswell: 57-yard FG | 16 | 7 |
| 10/01 | at Houston | Interception | PIT 19 | 6 | 81 | Q33:19 | 5 | P. Freiermuth: 13-yard pass from K. Pickett | 23 | 7 |
| | | Kickoff | PIT 25 | 10 | 58 | Q35:29 | 3 | C. Boswell: 35-yard FG | 3 | 16 |
| 10/08 | Baltimore | Punt | HOU 46 | 7 | 41 | Q32:53 | 1 | C. Boswell: 23-yard FG | 6 | 16 |
| | | Fumble | PIT 49 | 7 | 26 | Q22:15 | 2 | C. Boswell: 43-yard FG | 3 | 10 |
| 10/08 | Baltimore | Kickoff | PIT 44 | 9 | 49 | Q44:02 | 3 | C. Boswell: 25-yard FG | 8 | 10 |
| | | Interception | PIT 20 | 8 | 80 | Q42:49 | 3 | G. Pickens: 41-yard pass from K. Pickett | 14 | 10 |
| | | Fumble | BAL 18 | 4 | -6 | Q40:13 | 0 | C. Boswell: 42-yard FG | 17 | 10 |
| AVG | | | | 7.4 | 52.0 | 2:51 | 2.5 | | | |

| DATE | OPPONENT | ACQUIRED | DRIVE START | PLAYS | YARDS | Q:TIME | FIRST DOWNS | SCORING PLAY | PIT | OPP |
|--------|---------------|--------------|--------------|-------|-------|---------|-------------|--|-----|-----|
| 09/10 | San Francisco | Punt | SF 46 | 7 | 54 | Q113:46 | 3 | B. Aiyuk: 8-yard pass from B. Purdy | 0 | 7 |
| | | Interception | PIT 48 | 6 | 25 | Q113:22 | 1 | J. Moody: 41-yard FG | 0 | 10 |
| | | Punt | SF 32 | 9 | 68 | Q114:35 | 5 | Q2: B. Aiyuk: 19-yard pass from B. Purdy | 0 | 17 |
| | | Punt | 50 yard line | 7 | 37 | Q213:55 | 2 | J. Moody: 32-yard FG | 0 | 20 |
| | | Kickoff | SF 25 | 2 | 75 | Q310:58 | 2 | C. McCaffrey: 65-yard run | 7 | 27 |
| | | Interception | SF 49 | 9 | 29 | Q414:38 | 2 | J. Moody: 40-yard FG | 7 | 30 |
| 09/18 | Cleveland | Kickoff | CLE 25 | 11 | 50 | Q116:05 | 3 | D. Hopkins: 43-yard FG | 7 | 3 |
| | | Fumble | PIT 23 | 4 | 23 | Q111:06 | 2 | Q2: J. Ford: 3-yard pass from D. Watson | 7 | 11 |
| | | Punt | CLE 25 | 7 | 38 | Q212:24 | 2 | D. Hopkins: 55-yard FG | 16 | 14 |
| | | Kickoff | CLE 25 | 4 | 75 | Q311:46 | 2 | P. Strong Jr.: 1-yard run | 19 | 22 |
| 09/24 | at Las Vegas | Punt | LV 26 | 7 | 74 | Q113:23 | 3 | D. Adams: 32-yard pass from J. Garoppolo | 0 | 7 |
| | | Punt | LV 20 | 11 | 80 | Q415:51 | 7 | D. Adams: 1-yard pass from J. Garoppolo | 23 | 15 |
| | | Punt | LV 48 | 9 | 44 | Q412:13 | 2 | D. Carlson: 26-yard FG | 23 | 18 |
| 10/01 | at Houston | Kickoff | HOU 31 | 12 | 69 | Q116:05 | 6 | D. Pierce: 2-yard pass from C. Stroud | 0 | 7 |
| | | Interception | PIT 45 | 9 | 27 | Q113:26 | 2 | K. Fairbairn: 36-yard FG | 0 | 10 |
| | | Punt | HOU 32 | 7 | 48 | Q212:43 | 2 | K. Fairbairn: 38-yard FG | 0 | 13 |
| | | Punt | HOU 22 | 5 | 57 | Q210:41 | 2 | K. Fairbairn: 39-yard FG | 0 | 16 |
| | | Downs | HOU 42 | 10 | 58 | Q315:20 | 4 | Q4: D. Schultz: 6-yard pass from D. Singletary | 6 | 23 |
| | | Punt | HOU 14 | 11 | 86 | Q416:24 | 4 | N. Collins: 52-yard pass from C. Stroud | 6 | 30 |
| 10/08 | Baltimore | Punt | BAL 41 | 7 | 59 | Q112:57 | 4 | J. Hill: 14-yard run | 0 | 7 |
| | | Punt | BAL 32 | 15 | 64 | Q117:22 | 5 | Q2: J. Tucker: 23-yard FG | 0 | 10 |
| 10/22 | -- | -- | -- | -- | -- | -- | -- | -- | -- | |
| 10/29 | -- | -- | -- | -- | -- | -- | -- | -- | -- | |
| 11/02 | -- | -- | -- | -- | -- | -- | -- | -- | -- | |
| 11/12 | -- | -- | -- | -- | -- | -- | -- | -- | -- | |
| 11/19 | -- | -- | -- | -- | -- | -- | -- | -- | -- | |
| 11/26 | -- | -- | -- | -- | -- | -- | -- | -- | -- | |
| 12/03 | -- | -- | -- | -- | -- | -- | -- | -- | -- | |
| 12/07 | -- | -- | -- | -- | -- | -- | -- | -- | -- | |
| 12/16 | -- | -- | -- | -- | -- | -- | -- | -- | -- | |
| 12/23 | -- | -- | -- | -- | -- | -- | -- | -- | -- | |
| 12/31 | -- | -- | -- | -- | -- | -- | -- | -- | -- | |
| 01/07 | -- | -- | -- | -- | -- | -- | -- | -- | -- | |
| AVG | | | | 8.0 | 54.3 | 3:45 | 3.1 | | | |
| TOTALS | | | | 169 | 1,140 | 79:00 | 65 | | | |

| PLAYS | | | NET YARDS | | | TIME | | |
|-------|-----------------|-----------------|-----------|-----------------|-------------------------------------|-------|-----------------|-------------------|
| DATE | OPPONENT | PLAYS | DATE | OPPONENT | NET YARDS | DATE | OPPONENT | TIME |
| 9/10 | San Francisco | 12 (touchdown) | 9/10 | San Francisco | 95 (touchdown) [PEN: 19, GROSS: 76] | 10/1 | at Houston | 5:29 (field goal) |
| 9/10 | San Francisco | 12 (downs) | 9/18 | Cleveland | 82 (touchdown) [PEN: 0, GROSS: 82] | 9/24 | at Las Vegas | 5:08 (field goal) |
| 9/24 | at Las Vegas | 11 (field goal) | 9/24 | at Las Vegas | 81 (touchdown) [PEN: 0, GROSS: 81] | 10/8 | Baltimore | 4:37 (punt) |
| 10/1 | at Houston | 10 (field goal) | 10/8 | Baltimore | 80 (touchdown) [PEN: 0, GROSS: 80] | 9/10 | San Francisco | 4:20 (downs) |
| 10/8 | Baltimore | 10 (punt) | 10/1 | at Houston | 58 (field goal) [PEN: 0, GROSS: 58] | 9/18 | Cleveland | 3:13 (field goal) |
| 9/18 | Cleveland | 9 (field goal) | 10/22 | at L.A. Rams | -- | 10/22 | at L.A. Rams | -- |
| 10/22 | at L.A. Rams | -- | 10/29 | Jacksonville | -- | 10/29 | Jacksonville | -- |
| 10/29 | Jacksonville | -- | 11/2 | Tennessee | -- | 11/2 | Tennessee | -- |
| 11/2 | Tennessee | -- | 11/12 | Green Bay | -- | 11/12 | Green Bay | -- |
| 11/12 | Green Bay | -- | 11/19 | at Cleveland | -- | 11/19 | at Cleveland | -- |
| 11/19 | at Cleveland | -- | 11/26 | at Cincinnati | -- | 11/26 | at Cincinnati | -- |
| 11/26 | at Cincinnati | -- | 12/3 | Arizona | -- | 12/3 | Arizona | -- |
| 12/3 | Arizona | -- | 12/7 | New England | -- | 12/7 | New England | -- |
| 12/7 | New England | -- | 12/16 | at Indianapolis | -- | 12/16 | at Indianapolis | -- |
| 12/16 | at Indianapolis | -- | 12/23 | Cincinnati | -- | 12/23 | Cincinnati | -- |
| 12/23 | Cincinnati | -- | 12/31 | at Seattle | -- | 12/31 | at Seattle | -- |
| 12/31 | at Seattle | -- | 1/7 | at Baltimore | -- | 1/7 | at Baltimore | -- |
| 1/7 | at Baltimore | -- | -- | -- | -- | -- | -- | -- |

| PLAYS | | | NET YARDS | | | TIME | | |
|-------|-----------------|-----------------|-----------|-----------------|-------------------------------------|-------|-----------------|-------------------|
| DATE | OPPONENT | PLAYS | DATE | OPPONENT | NET YARDS | DATE | OPPONENT | TIME |
| 10/8 | Baltimore | 15 (field goal) | 10/1 | at Houston | 86 (touchdown) [PEN: -5, GROSS: 91] | 10/8 | Baltimore | 7:22 (field goal) |
| 10/1 | at Houston | 12 (touchdown) | 9/24 | at Las Vegas | 80 (touchdown) [PEN: 14, GROSS: 66] | 10/1 | at Houston | 6:24 (touchdown) |
| 9/18 | Cleveland | 11 (field goal) | 9/10 | San Francisco | 75 (touchdown) [PEN: 0, GROSS: 75] | 9/18 | Cleveland | 6:05 (field goal) |
| 9/10 | San Francisco | 11 (punt) | 9/18 | Cleveland | 75 (touchdown) [PEN: 0, GROSS: 75] | 9/24 | at Las Vegas | 5:51 (touchdown) |
| 9/18 | Cleveland | 11 (fumble) | 10/8 | Baltimore | 64 (field goal) [PEN: 0, GROSS: 64] | 9/10 | San Francisco | 5:18 (punt) |
| 9/24 | at Las Vegas | 11 (touchdown) | 10/22 | at L.A. Rams | -- | 10/22 | at L.A. Rams | -- |
| 10/22 | at L.A. Rams | -- | 10/29 | Jacksonville | -- | 10/29 | Jacksonville | -- |
| 10/29 | Jacksonville | -- | 11/2 | Tennessee | -- | 11/2 | Tennessee | -- |
| 11/2 | Tennessee | -- | 11/12 | Green Bay | -- | 11/12 | Green Bay | -- |
| 11/12 | Green Bay | -- | 11/19 | at Cleveland | -- | 11/19 | at Cleveland | -- |
| 11/19 | at Cleveland | -- | 11/26 | at Cincinnati | -- | 11/26 | at Cincinnati | -- |
| 11/26 | at Cincinnati | -- | 12/3 | Arizona | -- | 12/3 | Arizona | -- |
| 12/3 | Arizona | -- | 12/7 | New England | -- | 12/7 | New England | -- |
| 12/7 | New England | -- | 12/16 | at Indianapolis | -- | 12/16 | at Indianapolis | -- |
| 12/16 | at Indianapolis | -- | 12/23 | Cincinnati | -- | 12/23 | Cincinnati | -- |
| 12/23 | Cincinnati | -- | 12/31 | at Seattle | -- | 12/31 | at Seattle | -- |
| 12/31 | at Seattle | -- | 1/7 | at Baltimore | -- | 1/7 | at Baltimore | -- |
| 1/7 | at Baltimore | -- | -- | -- | -- | -- | -- | -- |

| DATE | OPPONENT | OFFENSE | DEFENSE |
|-------|-----------------|--------------------------------|---|
| 09/10 | San Francisco | TD - Pass Downs | TD - Pass TD - Pass FG - 32 yards |
| 09/18 | Cleveland | NONE | Missed FG TD - Pass TD - Run |
| 09/24 | at Las Vegas | TD - Pass | TD - Pass FG - 26 yards |
| 10/01 | at Houston | FG - 35 yards FG - 23 yards | TD - Pass FG - 36 yards TD - Pass |
| 10/08 | Baltimore | FG - 25 yards FG - 42 yards | TD - Run FG - 23 yards Interception |
| 10/22 | at L.A. Rams | -- | -- |
| 10/29 | Jacksonville | -- | -- |
| 11/02 | Tennessee | -- | -- |
| 11/12 | Green Bay | -- | -- |
| 11/19 | at Cleveland | -- | -- |
| 11/26 | at Cincinnati | -- | -- |
| 12/03 | Arizona | -- | -- |
| 12/07 | New England | -- | -- |
| 12/16 | at Indianapolis | -- | -- |
| 12/23 | Cincinnati | -- | -- |
| 12/31 | at Seattle | -- | -- |
| 01/07 | at Baltimore | -- | -- |

| OFFENSE DEFENSE | | |
|---------------------|------|------|
| Inside the 20 | 7 | 14 |
| Scores | 6 | 12 |
| Touchdowns | 2 | 8 |
| Field Goals | 4 | 4 |
| Total Points in 20 | 26 | 71 |
| Fumbles | 0 | 0 |
| Interceptions | 0 | 1 |
| Missed Field Goals | 0 | 1 |
| Lost on Downs | 1 | 0 |
| End of Half/Game | 0 | 0 |
| TDs Outside | 3 | 3 |
| Red-Zone Percentage | 28.6 | 57.1 |

| STEELERS | | | | | | | | | | | | | | | | | | |
|---------------|-----------------|----------|----------|----------|----------|----------|----------|----------|----------|----------|----------|----------|----------|----------|-----------|-------------|-------------|------------|
| Date | Opponent | Pos | TD | PAT | 2-Pt. | Miss PAT | FG | FGA | Bk/MFG | INT | Fum | Dwns | Half | Game | Pts | TD% | Score Pct. | Pts/Poss |
| 09/10 | San Francisco | 2 | 1 | 1 | 0 | 0 | 0 | 0 | 0 | 0 | 0 | 1 | 0 | 0 | 7 | 50.0 | 50.0 | 3.5 |
| 09/18 | Cleveland | 0 | 0 | 0 | 0 | 0 | 0 | 0 | 0 | 0 | 0 | 0 | 0 | 0 | 0 | 0.0 | 0.0 | 0.0 |
| 09/24 | at Las Vegas | 1 | 1 | 1 | 0 | 0 | 0 | 0 | 0 | 0 | 0 | 0 | 0 | 0 | 7 | 100.0 | 100.0 | 7.0 |
| 10/01 | at Houston | 2 | 0 | 0 | 0 | 0 | 2 | 2 | 0 | 0 | 0 | 0 | 0 | 0 | 6 | 0.0 | 100.0 | 3.0 |
| 10/08 | Baltimore | 2 | 0 | 0 | 0 | 0 | 2 | 2 | 0 | 0 | 0 | 0 | 0 | 0 | 6 | 0.0 | 100.0 | 3.0 |
| 10/22 | at L.A. Rams | -- | -- | -- | -- | -- | -- | -- | -- | -- | -- | -- | -- | -- | -- | -- | -- | -- |
| 10/29 | Jacksonville | -- | -- | -- | -- | -- | -- | -- | -- | -- | -- | -- | -- | -- | -- | -- | -- | -- |
| 11/02 | Tennessee | -- | -- | -- | -- | -- | -- | -- | -- | -- | -- | -- | -- | -- | -- | -- | -- | -- |
| 11/12 | Green Bay | -- | -- | -- | -- | -- | -- | -- | -- | -- | -- | -- | -- | -- | -- | -- | -- | -- |
| 11/19 | at Cleveland | -- | -- | -- | -- | -- | -- | -- | -- | -- | -- | -- | -- | -- | -- | -- | -- | -- |
| 11/26 | at Cincinnati | -- | -- | -- | -- | -- | -- | -- | -- | -- | -- | -- | -- | -- | -- | -- | -- | -- |
| 12/03 | Arizona | -- | -- | -- | -- | -- | -- | -- | -- | -- | -- | -- | -- | -- | -- | -- | -- | -- |
| 12/07 | New England | -- | -- | -- | -- | -- | -- | -- | -- | -- | -- | -- | -- | -- | -- | -- | -- | -- |
| 12/16 | at Indianapolis | -- | -- | -- | -- | -- | -- | -- | -- | -- | -- | -- | -- | -- | -- | -- | -- | -- |
| 12/23 | Cincinnati | -- | -- | -- | -- | -- | -- | -- | -- | -- | -- | -- | -- | -- | -- | -- | -- | -- |
| 12/31 | at Seattle | -- | -- | -- | -- | -- | -- | -- | -- | -- | -- | -- | -- | -- | -- | -- | -- | -- |
| 01/07 | at Baltimore | -- | -- | -- | -- | -- | -- | -- | -- | -- | -- | -- | -- | -- | -- | -- | -- | -- |
| TOTALS | | 7 | 2 | 2 | 0 | 0 | 4 | 4 | 0 | 0 | 0 | 1 | 0 | 0 | 26 | 28.6 | 85.7 | 3.7 |

| OPPONENT | | | | | | | | | | | | | | | | | | |
|---------------|-----------------|-----------|----------|----------|----------|----------|----------|----------|----------|----------|----------|----------|----------|----------|-----------|-------------|-------------|------------|
| Date | Opponent | Pos | TD | PAT | 2-Pt. | Miss PAT | FG | FGA | Bk/MFG | INT | Fum | Dwns | Half | Game | Pts | TD% | Score Pct. | Pts/Poss |
| 09/10 | San Francisco | 3 | 2 | 2 | 0 | 0 | 1 | 1 | 0 | 0 | 0 | 0 | 0 | 0 | 17 | 66.7 | 100.0 | 5.7 |
| 09/18 | Cleveland | 3 | 2 | 0 | 2 | 0 | 0 | 1 | 1 | 0 | 0 | 0 | 0 | 0 | 16 | 66.7 | 66.7 | 5.3 |
| 09/24 | at Las Vegas | 2 | 1 | 0 | 1 | 0 | 1 | 1 | 0 | 0 | 0 | 0 | 0 | 0 | 11 | 50.0 | 100.0 | 5.5 |
| 10/01 | at Houston | 3 | 2 | 2 | 0 | 0 | 1 | 1 | 0 | 0 | 0 | 0 | 0 | 0 | 17 | 66.7 | 100.0 | 5.7 |
| 10/08 | Baltimore | 3 | 1 | 1 | 0 | 0 | 1 | 1 | 0 | 1 | 0 | 0 | 0 | 0 | 10 | 33.3 | 66.7 | 3.3 |
| 10/22 | at L.A. Rams | -- | -- | -- | -- | -- | -- | -- | -- | -- | -- | -- | -- | -- | -- | -- | -- | -- |
| 10/29 | Jacksonville | -- | -- | -- | -- | -- | -- | -- | -- | -- | -- | -- | -- | -- | -- | -- | -- | -- |
| 11/02 | Tennessee | -- | -- | -- | -- | -- | -- | -- | -- | -- | -- | -- | -- | -- | -- | -- | -- | -- |
| 11/12 | Green Bay | -- | -- | -- | -- | -- | -- | -- | -- | -- | -- | -- | -- | -- | -- | -- | -- | -- |
| 11/19 | at Cleveland | -- | -- | -- | -- | -- | -- | -- | -- | -- | -- | -- | -- | -- | -- | -- | -- | -- |
| 11/26 | at Cincinnati | -- | -- | -- | -- | -- | -- | -- | -- | -- | -- | -- | -- | -- | -- | -- | -- | -- |
| 12/03 | Arizona | -- | -- | -- | -- | -- | -- | -- | -- | -- | -- | -- | -- | -- | -- | -- | -- | -- |
| 12/07 | New England | -- | -- | -- | -- | -- | -- | -- | -- | -- | -- | -- | -- | -- | -- | -- | -- | -- |
| 12/16 | at Indianapolis | -- | -- | -- | -- | -- | -- | -- | -- | -- | -- | -- | -- | -- | -- | -- | -- | -- |
| 12/23 | Cincinnati | -- | -- | -- | -- | -- | -- | -- | -- | -- | -- | -- | -- | -- | -- | -- | -- | -- |
| 12/31 | at Seattle | -- | -- | -- | -- | -- | -- | -- | -- | -- | -- | -- | -- | -- | -- | -- | -- | -- |
| 01/07 | at Baltimore | -- | -- | -- | -- | -- | -- | -- | -- | -- | -- | -- | -- | -- | -- | -- | -- | -- |
| TOTALS | | 14 | 8 | 5 | 3 | 0 | 4 | 5 | 1 | 1 | 0 | 0 | 0 | 0 | 71 | 57.1 | 85.7 | 5.1 |

| Date | Opponent | STEELERS | | | | | | | | | | | | OPPONENT | | | | | | | | | | | |
|---------------|-----------------|------------|------------|------------|-----------|------------|------------|-----------|------------|------------|----------|------------|-------------|------------|------------|------------|------------|------------|------------|-----------|------------|------------|----------|-----------|------------|
| | | 1ST DOWN | | | 2ND DOWN | | | 3RD DOWN | | | 4TH DOWN | | | 1ST DOWN | | | 2ND DOWN | | | 3RD DOWN | | | 4TH DOWN | | |
| | | Att | Yds | Avg | Att | Yds | Avg | Att | Yds | Avg | Att | Yds | Avg | Att | Yds | Avg | Att | Yds | Avg | Att | Yds | Avg | Att | Yds | Avg |
| 09/10 | San Francisco | 24 | 81 | 3.4 | 19 | 94 | 4.9 | 15 | 66 | 4.4 | 3 | -2 | -0.7 | 30 | 177 | 5.9 | 22 | 126 | 5.7 | 13 | 77 | 5.9 | 1 | 11 | 11.0 |
| 09/18 | Cleveland | 22 | 119 | 5.4 | 17 | 49 | 2.9 | 14 | 87 | 6.2 | 0 | 0 | 0.0 | 33 | 147 | 4.5 | 29 | 180 | 6.2 | 17 | 84 | 4.9 | 2 | 1 | 0.5 |
| 09/24 | at Las Vegas | 27 | 138 | 5.1 | 18 | 61 | 3.4 | 15 | 134 | 8.9 | 0 | 0 | 0.0 | 29 | 116 | 4.0 | 23 | 143 | 6.2 | 13 | 71 | 5.5 | 2 | 32 | 16.0 |
| 10/01 | at Houston | 22 | 78 | 3.5 | 19 | 58 | 3.1 | 14 | 98 | 7.0 | 1 | -9 | -9.0 | 32 | 161 | 5.0 | 24 | 214 | 8.9 | 12 | 80 | 6.7 | 1 | 0 | 0.0 |
| 10/08 | Baltimore | 28 | 107 | 3.8 | 22 | 120 | 5.5 | 15 | 62 | 4.1 | 0 | 0 | 0.0 | 29 | 136 | 4.7 | 22 | 115 | 5.2 | 14 | 90 | 6.4 | 2 | -6 | -3.0 |
| 10/22 | at L. A. Rams | -- | -- | -- | -- | -- | -- | -- | -- | -- | -- | -- | -- | -- | -- | -- | -- | -- | -- | -- | -- | -- | -- | -- | -- |
| 10/29 | Jacksonville | -- | -- | -- | -- | -- | -- | -- | -- | -- | -- | -- | -- | -- | -- | -- | -- | -- | -- | -- | -- | -- | -- | -- | -- |
| 11/02 | Tennessee | -- | -- | -- | -- | -- | -- | -- | -- | -- | -- | -- | -- | -- | -- | -- | -- | -- | -- | -- | -- | -- | -- | -- | -- |
| 11/12 | Green Bay | -- | -- | -- | -- | -- | -- | -- | -- | -- | -- | -- | -- | -- | -- | -- | -- | -- | -- | -- | -- | -- | -- | -- | -- |
| 11/19 | at Cleveland | -- | -- | -- | -- | -- | -- | -- | -- | -- | -- | -- | -- | -- | -- | -- | -- | -- | -- | -- | -- | -- | -- | -- | -- |
| 11/26 | at Cincinnati | -- | -- | -- | -- | -- | -- | -- | -- | -- | -- | -- | -- | -- | -- | -- | -- | -- | -- | -- | -- | -- | -- | -- | -- |
| 12/03 | Arizona | -- | -- | -- | -- | -- | -- | -- | -- | -- | -- | -- | -- | -- | -- | -- | -- | -- | -- | -- | -- | -- | -- | -- | -- |
| 12/07 | New England | -- | -- | -- | -- | -- | -- | -- | -- | -- | -- | -- | -- | -- | -- | -- | -- | -- | -- | -- | -- | -- | -- | -- | -- |
| 12/16 | at Indianapolis | -- | -- | -- | -- | -- | -- | -- | -- | -- | -- | -- | -- | -- | -- | -- | -- | -- | -- | -- | -- | -- | -- | -- | -- |
| 12/23 | Cincinnati | -- | -- | -- | -- | -- | -- | -- | -- | -- | -- | -- | -- | -- | -- | -- | -- | -- | -- | -- | -- | -- | -- | -- | -- |
| 12/31 | at Seattle | -- | -- | -- | -- | -- | -- | -- | -- | -- | -- | -- | -- | -- | -- | -- | -- | -- | -- | -- | -- | -- | -- | -- | -- |
| 01/07 | at Baltimore | -- | -- | -- | -- | -- | -- | -- | -- | -- | -- | -- | -- | -- | -- | -- | -- | -- | -- | -- | -- | -- | -- | -- | -- |
| TOTALS | | 123 | 523 | 4.3 | 95 | 382 | 4.0 | 73 | 447 | 6.1 | 4 | -11 | -2.8 | 153 | 737 | 4.8 | 120 | 778 | 6.5 | 69 | 402 | 5.8 | 8 | 38 | 4.8 |

| STEELERS | | | | | | | | | | | | |
|---------------|-----------------|--------------------------------------|--------------|--------------|--------------------------------------|--------------|--------------|---|--------------|--------------|---------------|----------------|
| Date | Opponent | 3rd & 1 | 3rd & 2 | 3rd & 3 | 3rd & 4 | 3rd & 5 | 3rd & 6 | 3rd & 7 | 3rd & 8 | 3rd & 9 | 3rd & 10+ | Total |
| 09/10 | San Francisco | 2/2 | 2/2 | 0/1 | 0/2 | 0/2 | 0/2 | 0/0 | 0/1 | 0/0 | 1/3 | 5/15 |
| 09/18 | Cleveland | 0/1 | 0/1 | 1/2 | 0/0 | 0/1 | 0/0 | 0/0 | 1/1 | 0/1 | 2/7 | 4/14 |
| 09/24 | at Las Vegas | 1/2 | 1/2 | 0/0 | 0/1 | 1/1 | 0/2 | 1/2 | 1/2 | 1/1 | 0/2 | 6/15 |
| 10/01 | at Houston | 2/2 | 0/2 | 0/0 | 2/2 | 0/1 | 0/0 | 2/2 | 0/2 | 0/0 | 0/3 | 6/14 |
| 10/08 | Baltimore | 0/1 | 0/0 | 0/0 | 1/2 | 0/0 | 2/3 | 1/4 | 1/1 | 1/1 | 0/3 | 6/15 |
| 10/22 | at L.A. Rams | -- | -- | -- | -- | -- | -- | -- | -- | -- | -- | -- |
| 10/29 | Jacksonville | -- | -- | -- | -- | -- | -- | -- | -- | -- | -- | -- |
| 11/02 | Tennessee | -- | -- | -- | -- | -- | -- | -- | -- | -- | -- | -- |
| 11/12 | Green Bay | -- | -- | -- | -- | -- | -- | -- | -- | -- | -- | -- |
| 11/19 | at Cleveland | -- | -- | -- | -- | -- | -- | -- | -- | -- | -- | -- |
| 11/26 | at Cincinnati | -- | -- | -- | -- | -- | -- | -- | -- | -- | -- | -- |
| 12/03 | Arizona | -- | -- | -- | -- | -- | -- | -- | -- | -- | -- | -- |
| 12/07 | New England | -- | -- | -- | -- | -- | -- | -- | -- | -- | -- | -- |
| 12/16 | at Indianapolis | -- | -- | -- | -- | -- | -- | -- | -- | -- | -- | -- |
| 12/23 | Cincinnati | -- | -- | -- | -- | -- | -- | -- | -- | -- | -- | -- |
| 12/31 | at Seattle | -- | -- | -- | -- | -- | -- | -- | -- | -- | -- | -- |
| 01/07 | at Baltimore | -- | -- | -- | -- | -- | -- | -- | -- | -- | -- | -- |
| TOTALS | | 5 / 8 | 3 / 7 | 1 / 3 | 3 / 7 | 1 / 5 | 2 / 7 | 4 / 8 | 3 / 7 | 2 / 3 | 3 / 18 | 27 / 73 |
| | | 62.5% | 42.9% | 33.3% | 42.9% | 20.0% | 28.6% | 50.0% | 42.9% | 66.7% | 16.7% | 37.0% |
| | | 3RD & 1-3: 9 / 18 = 50.0% | | | 3RD & 4-6: 6 / 19 = 31.6% | | | 3RD & 7-10+: 12 / 36 = 33.3% | | | | |

| OPPONENT | | | | | | | | | | | | |
|---------------|-----------------|---------------------------------------|--------------|--------------|--------------------------------------|--------------|--------------|--|--------------|--------------|---------------|----------------|
| Date | Opponent | 3rd & 1 | 3rd & 2 | 3rd & 3 | 3rd & 4 | 3rd & 5 | 3rd & 6 | 3rd & 7 | 3rd & 8 | 3rd & 9 | 3rd & 10+ | Total |
| 09/10 | San Francisco | 1/2 | 0/1 | 0/0 | 1/1 | 0/0 | 1/2 | 1/2 | 1/2 | 0/0 | 1/3 | 6/13 |
| 09/18 | Cleveland | 1/2 | 0/0 | 1/1 | 1/1 | 0/0 | 1/1 | 0/3 | 0/1 | 0/0 | 1/7 | 5/16 |
| 09/24 | at Las Vegas | 4/5 | 0/0 | 0/2 | 0/2 | 0/1 | 0/0 | 0/0 | 0/0 | 0/0 | 0/3 | 4/13 |
| 10/01 | at Houston | 1/2 | 0/0 | 2/2 | 1/1 | 0/1 | 0/3 | 1/1 | 0/0 | 0/1 | 1/1 | 6/12 |
| 10/08 | Baltimore | 1/1 | 2/2 | 0/1 | 0/1 | 0/1 | 0/2 | 0/1 | 0/0 | 0/0 | 2/5 | 5/14 |
| 10/22 | at L.A. Rams | -- | -- | -- | -- | -- | -- | -- | -- | -- | -- | -- |
| 10/29 | Jacksonville | -- | -- | -- | -- | -- | -- | -- | -- | -- | -- | -- |
| 11/02 | Tennessee | -- | -- | -- | -- | -- | -- | -- | -- | -- | -- | -- |
| 11/12 | Green Bay | -- | -- | -- | -- | -- | -- | -- | -- | -- | -- | -- |
| 11/19 | at Cleveland | -- | -- | -- | -- | -- | -- | -- | -- | -- | -- | -- |
| 11/26 | at Cincinnati | -- | -- | -- | -- | -- | -- | -- | -- | -- | -- | -- |
| 12/03 | Arizona | -- | -- | -- | -- | -- | -- | -- | -- | -- | -- | -- |
| 12/07 | New England | -- | -- | -- | -- | -- | -- | -- | -- | -- | -- | -- |
| 12/16 | at Indianapolis | -- | -- | -- | -- | -- | -- | -- | -- | -- | -- | -- |
| 12/23 | Cincinnati | -- | -- | -- | -- | -- | -- | -- | -- | -- | -- | -- |
| 12/31 | at Seattle | -- | -- | -- | -- | -- | -- | -- | -- | -- | -- | -- |
| 01/07 | at Baltimore | -- | -- | -- | -- | -- | -- | -- | -- | -- | -- | -- |
| TOTALS | | 8 / 12 | 2 / 3 | 3 / 6 | 3 / 6 | 0 / 3 | 2 / 8 | 2 / 7 | 1 / 3 | 0 / 1 | 5 / 19 | 26 / 68 |
| | | 66.7% | 66.7% | 50.0% | 50.0% | 0.0% | 25.0% | 28.6% | 33.3% | 0.0% | 26.3% | 38.2% |
| | | 3RD & 1-3: 13 / 21 = 61.9% | | | 3RD & 4-6: 5 / 17 = 29.4% | | | 3RD & 7-10+: 8 / 30 = 26.7% | | | | |

| Date | Opponent | STEELERS | | | | | | OPPONENT | | | | | | |
|---------------|-----------------|-------------|-------------|---------------|-------------|-------------|--------------|--------------|-------------|-------------|-------------|-------------|-------------|--------------|
| | | 4th & 1 | 4th & 2 | 4th & 3 | 4th & 4 | 4th & 5+ | Total | 4th & 1 | 4th & 2 | 4th & 3 | 4th & 4 | 4th & 5+ | Total | |
| 09/10 | San Francisco | 0/0 | 0/0 | 1/1 | 0/1 | 0/1 | 1/3 | 1/1 | 0/0 | 0/0 | 0/0 | 0/0 | 0/0 | 1/1 |
| 09/18 | Cleveland | 0/0 | 0/0 | 0/0 | 0/0 | 0/0 | 0/0 | 0/1 | 0/0 | 0/0 | 0/0 | 0/0 | 0/1 | 0/2 |
| 09/24 | at Las Vegas | 0/0 | 0/0 | 0/0 | 0/0 | 0/0 | 0/0 | 1/1 | 0/0 | 0/0 | 0/0 | 0/0 | 0/1 | 1/2 |
| 10/01 | at Houston | 0/1 | 0/0 | 0/0 | 0/0 | 0/0 | 0/1 | 0/1 | 0/0 | 0/0 | 0/0 | 0/0 | 0/0 | 0/1 |
| 10/08 | Baltimore | 0/0 | 0/0 | 0/0 | 0/0 | 0/0 | 0/0 | 0/0 | 0/1 | 0/0 | 0/0 | 0/0 | 0/1 | 0/2 |
| 10/22 | at L.A. Rams | -- | -- | -- | -- | -- | -- | -- | -- | -- | -- | -- | -- | -- |
| 10/29 | Jacksonville | -- | -- | -- | -- | -- | -- | -- | -- | -- | -- | -- | -- | -- |
| 11/02 | Tennessee | -- | -- | -- | -- | -- | -- | -- | -- | -- | -- | -- | -- | -- |
| 11/12 | Green Bay | -- | -- | -- | -- | -- | -- | -- | -- | -- | -- | -- | -- | -- |
| 11/19 | at Cleveland | -- | -- | -- | -- | -- | -- | -- | -- | -- | -- | -- | -- | -- |
| 11/26 | at Cincinnati | -- | -- | -- | -- | -- | -- | -- | -- | -- | -- | -- | -- | -- |
| 12/03 | Arizona | -- | -- | -- | -- | -- | -- | -- | -- | -- | -- | -- | -- | -- |
| 12/07 | New England | -- | -- | -- | -- | -- | -- | -- | -- | -- | -- | -- | -- | -- |
| 12/16 | at Indianapolis | -- | -- | -- | -- | -- | -- | -- | -- | -- | -- | -- | -- | -- |
| 12/23 | Cincinnati | -- | -- | -- | -- | -- | -- | -- | -- | -- | -- | -- | -- | -- |
| 12/31 | at Seattle | -- | -- | -- | -- | -- | -- | -- | -- | -- | -- | -- | -- | -- |
| 01/07 | at Baltimore | -- | -- | -- | -- | -- | -- | -- | -- | -- | -- | -- | -- | -- |
| TOTALS | | 0/1 | 0/0 | 1/1 | 0/1 | 0/1 | 1/4 | 2/4 | 0/1 | 0/0 | 0/0 | 0/0 | 0/3 | 2/8 |
| | | 0.0% | 0.0% | 100.0% | 0.0% | 0.0% | 25.0% | 50.0% | 0.0% | 0.0% | 0.0% | 0.0% | 0.0% | 25.0% |

SEPTEMBER 10, 2023
STEELERS VS. SAN FRANCISCO 49ERS
L 30-7

| TOP TACKLERS | | SACKS | | INTS | | FORCED FUMBLES | | RECOVERED FUMBLES | |
|----------------|-----|---------|-----|--------|-----|----------------|-----|-------------------|-----|
| PLAYER | NO. | PLAYER | NO. | PLAYER | NO. | PLAYER | NO. | PLAYER | NO. |
| K. Alexander | 8 | T. Watt | 3.0 | | | T. Watt | 2 | T. Watt | 1 |
| E. Roberts | 8 | | | | | C. Holcomb | 1 | | |
| A. Highsmith | 7 | | | | | | | | |
| C. Holcomb | 5 | | | | | | | | |
| K. Neal | 5 | | | | | | | | |
| T. Watt | 5 | | | | | | | | |
| M. Fitzpatrick | 4 | | | | | | | | |
| D. Kazez | 4 | | | | | | | | |
| K. Benton | 3 | | | | | | | | |
| M. Golden | 3 | | | | | | | | |
| D. Leal | 3 | | | | | | | | |
| L. Wallace | 3 | | | | | | | | |
| M. Adams Sr. | 2 | | | | | | | | |
| L. Ogunjobi | 2 | | | | | | | | |
| P. Peterson | 2 | | | | | | | | |
| N. Herbig | 1 | | | | | | | | |
| I. Loudermilk | 1 | | | | | | | | |
| J. Porter Jr. | 1 | | | | | | | | |

SEPTEMBER 18, 2023
STEELERS VS. CLEVELAND BROWNS
W 26-22

| TOP TACKLERS | | SACKS | | INTS | | FORCED FUMBLES | | RECOVERED FUMBLES | |
|----------------|-----|--------------|-----|--------------|-----|----------------|-----|-------------------|-----|
| PLAYER | NO. | PLAYER | NO. | PLAYER | NO. | PLAYER | NO. | PLAYER | NO. |
| K. Alexander | 9 | M. Golden | 1.0 | A. Highsmith | 1 | M. Adams Sr. | 1 | D. Kazez | 1 |
| C. Holcomb | 8 | A. Highsmith | 1.0 | | | A. Highsmith | 1 | L. Ogunjobi | 1 |
| A. Highsmith | 7 | D. Leal | 1.0 | | | C. Holcomb | 1 | T. Watt | 1 |
| M. Fitzpatrick | 6 | L. Ogunjobi | 1.0 | | | | | | |
| D. Kazez | 6 | E. Riley | 1.0 | | | | | | |
| K. Neal | 6 | T. Watt | 1.0 | | | | | | |
| L. Wallace | 5 | | | | | | | | |
| L. Ogunjobi | 4 | | | | | | | | |
| C. Sullivan | 4 | | | | | | | | |
| T. Watt | 4 | | | | | | | | |
| M. Adams Sr. | 3 | | | | | | | | |
| N. Herbig | 3 | | | | | | | | |
| D. Leal | 3 | | | | | | | | |
| K. Benton | 2 | | | | | | | | |
| M. Golden | 2 | | | | | | | | |
| P. Peterson | 2 | | | | | | | | |
| E. Roberts | 2 | | | | | | | | |
| A. Watts | 2 | | | | | | | | |
| E. Riley | 1 | | | | | | | | |

SEPTEMBER 24, 2023
STEELERS @ LAS VEGAS RAIDERS
W 23-18

| TOP TACKLERS | | SACKS | | INTS | | FORCED FUMBLES | | RECOVERED FUMBLES | |
|----------------|-----|-----------|-----|-------------|-----|----------------|-----|-------------------|-----|
| PLAYER | NO. | PLAYER | NO. | PLAYER | NO. | PLAYER | NO. | PLAYER | NO. |
| M. Fitzpatrick | 11 | T. Watt | 2.0 | L. Wallace | 2 | | | | |
| K. Alexander | 7 | K. Benton | 1.0 | P. Peterson | 1 | | | | |
| L. Wallace | 6 | M. Golden | 1.0 | | | | | | |
| C. Holcomb | 5 | | | | | | | | |
| P. Peterson | 5 | | | | | | | | |
| K. Neal | 4 | | | | | | | | |
| E. Roberts | 3 | | | | | | | | |
| M. Adams Sr. | 2 | | | | | | | | |
| M. Golden | 2 | | | | | | | | |
| D. Kazez | 2 | | | | | | | | |
| D. Leal | 2 | | | | | | | | |
| J. Porter Jr. | 2 | | | | | | | | |
| M. Robinson | 2 | | | | | | | | |
| T. Watt | 2 | | | | | | | | |
| K. Benton | 1 | | | | | | | | |
| L. Ogunjobi | 1 | | | | | | | | |

OCTOBER 1, 2023
STEELERS @ HOUSTON TEXANS
L 30-6

| TOP TACKLERS | | SACKS | | INTS | | FORCED FUMBLES | | RECOVERED FUMBLES | |
|----------------|-----|--------|-----|--------|-----|----------------|-----|-------------------|-----|
| PLAYER | NO. | PLAYER | NO. | PLAYER | NO. | PLAYER | NO. | PLAYER | NO. |
| M. Fitzpatrick | 11 | | | | | K. Benton | 1 | | |
| E. Roberts | 10 | | | | | | | | |
| C. Holcomb | 7 | | | | | | | | |
| P. Peterson | 5 | | | | | | | | |
| M. Adams Sr. | 4 | | | | | | | | |
| K. Alexander | 4 | | | | | | | | |
| K. Benton | 4 | | | | | | | | |
| K. Neal | 4 | | | | | | | | |
| L. Ogunjobi | 4 | | | | | | | | |
| L. Wallace | 4 | | | | | | | | |
| A. Highsmith | 3 | | | | | | | | |
| D. Kazez | 3 | | | | | | | | |
| D. Leal | 2 | | | | | | | | |
| C. Sullivan | 2 | | | | | | | | |
| T. Watt | 2 | | | | | | | | |
| I. Loudermilk | 1 | | | | | | | | |

OCTOBER 8, 2023
 STEELERS VS. BALTIMORE RAVENS
 W 17-10

| TOP TACKLERS | | SACKS | | INTS | | FORCED FUMBLES | | RECOVERED FUMBLES | |
|----------------|-----|--------------|-----|---------------|-----|----------------|-----|-------------------|-----|
| PLAYER | NO. | PLAYER | NO. | PLAYER | NO. | PLAYER | NO. | PLAYER | NO. |
| M. Fitzpatrick | 9 | T. Watt | 2.0 | J. Porter Jr. | 1 | A. Highsmith | 1 | D. Kazez | 1 |
| C. Holcomb | 9 | K. Alexander | 1.0 | | | L. Ogunjobi | 1 | T. Watt | 1 |
| E. Roberts | 8 | A. Highsmith | 1.0 | | | C. Sullivan | 1 | | |
| K. Alexander | 6 | | | | | | | | |
| K. Neal | 5 | | | | | | | | |
| K. Benton | 3 | | | | | | | | |
| D. Kazez | 3 | | | | | | | | |
| L. Wallace | 3 | | | | | | | | |
| M. Adams Sr. | 2 | | | | | | | | |
| A. Highsmith | 2 | | | | | | | | |
| I. Loudermilk | 2 | | | | | | | | |
| J. Porter Jr. | 2 | | | | | | | | |
| C. Sullivan | 2 | | | | | | | | |
| T. Watt | 2 | | | | | | | | |
| L. Ogunjobi | 1 | | | | | | | | |
| P. Peterson | 1 | | | | | | | | |
| A. Watts | 1 | | | | | | | | |

| DATE | OPPONENT | TT | SOLO | ASST | SACKS | SACK YDS | INTS | INT YDS | PD | DTD | DS | TFL | QBH | FF | FR |
|-------|--------------------|------------|------------|------------|-----------|-------------|----------|-------------|-----------|----------|----------|-----------|-----------|-----------|----------|
| 9/10 | San Francisco | 67 | 43 | 24 | 3 | 17.0 | 0 | 0.0 | 5 | 0 | 0 | 5 | 7 | 3 | 1 |
| 9/18 | Cleveland | 79 | 56 | 23 | 6 | 25.0 | 1 | 30.0 | 8 | 2 | 0 | 9 | 11 | 3 | 3 |
| 9/24 | at Las Vegas | 57 | 41 | 16 | 4 | 31.0 | 3 | 0.0 | 6 | 0 | 0 | 5 | 8 | 0 | 0 |
| 10/1 | at Houston | 70 | 39 | 31 | 0 | 0.0 | 0 | 0.0 | 4 | 0 | 0 | 3 | 6 | 1 | 0 |
| 10/8 | Baltimore | 61 | 43 | 18 | 4 | 26.0 | 1 | 0.0 | 6 | 0 | 1 | 6 | 6 | 3 | 2 |
| 10/22 | at L.A. Rams | -- | -- | -- | -- | -- | -- | -- | -- | -- | -- | -- | -- | -- | -- |
| 10/29 | Jacksonville | -- | -- | -- | -- | -- | -- | -- | -- | -- | -- | -- | -- | -- | -- |
| 11/2 | Tennessee | -- | -- | -- | -- | -- | -- | -- | -- | -- | -- | -- | -- | -- | -- |
| 11/12 | Green Bay | -- | -- | -- | -- | -- | -- | -- | -- | -- | -- | -- | -- | -- | -- |
| 11/19 | at Cleveland | -- | -- | -- | -- | -- | -- | -- | -- | -- | -- | -- | -- | -- | -- |
| 11/26 | at Cincinnati | -- | -- | -- | -- | -- | -- | -- | -- | -- | -- | -- | -- | -- | -- |
| 12/3 | Arizona | -- | -- | -- | -- | -- | -- | -- | -- | -- | -- | -- | -- | -- | -- |
| 12/7 | New England | -- | -- | -- | -- | -- | -- | -- | -- | -- | -- | -- | -- | -- | -- |
| 12/16 | at Indianapolis | -- | -- | -- | -- | -- | -- | -- | -- | -- | -- | -- | -- | -- | -- |
| 12/23 | Cincinnati | -- | -- | -- | -- | -- | -- | -- | -- | -- | -- | -- | -- | -- | -- |
| 12/31 | at Seattle | -- | -- | -- | -- | -- | -- | -- | -- | -- | -- | -- | -- | -- | -- |
| 1/7 | at Baltimore | -- | -- | -- | -- | -- | -- | -- | -- | -- | -- | -- | -- | -- | -- |
| | 2023 TOTALS | 334 | 222 | 112 | 17 | 99.0 | 5 | 30.0 | 29 | 2 | 1 | 28 | 38 | 10 | 6 |

| AMERICAN FOOTBALL CONFERENCE | | | | | | |
|------------------------------|-----------|-----------|-----------|-----------|-----------|-----------|
| | OFFENSE | | | DEFENSE | | |
| | TOTAL | RUSH | PASS | TOTAL | RUSH | PASS |
| Baltimore Ravens | 7 | 3 | 11 | 2 | 3 | 2 |
| Buffalo Bills | 3 | 5 | 5 | 6 | 12 | 4 |
| Cincinnati Bengals | 16 | 16 | 13 | 12 | 14 | 7 |
| Cleveland Browns | 9 | 2 | 15 | *1 | 2 | *1 |
| Denver Broncos | 10 | 11 | 9 | 16 | 16 | 14 |
| Houston Texans | 5 | 12 | 4 | 11 | 8 | 12 |
| Indianapolis Colts | 6 | 7 | 6 | 13 | 9 | 11 |
| Jacksonville Jaguars | 8 | 8 | 7 | 9 | *1 | 15 |
| Kansas City Chiefs | 2 | 4 | 2 | 3 | 4 | 3 |
| Las Vegas Raiders | 11 | 15 | 8 | 5 | 11 | 5 |
| Los Angeles Chargers | 4 | 10 | 3 | 15 | 6 | 16 |
| Miami Dolphins | *1 | *1 | *1 | 8 | 10 | 9 |
| New England Patriots | 13 | 13 | 10 | 4 | 7 | 6 |
| New York Jets | 14 | 6 | 16 | 10 | 13 | 8 |
| Pittsburgh Steelers | 15 | 14 | 12 | 14 | 15 | 13 |
| Tennessee Titans | 12 | 9 | 14 | 7 | 5 | 10 |
| NATIONAL FOOTBALL CONFERENCE | | | | | | |
| | OFFENSE | | | DEFENSE | | |
| | TOTAL | RUSH | PASS | TOTAL | RUSH | PASS |
| Arizona Cardinals | 7 | 3 | 14 | 15 | 13 | 12 |
| Atlanta Falcons | 8 | 7 | 10 | 2 | 8 | 2 |
| Carolina Panthers | 13 | 11 | 13 | 12 | 15 | 5 T |
| Chicago Bears | 10 | 4 | 15 | 13 | 6 | 16 |
| Dallas Cowboys | 9 | 6 | 11 | 5 | 9 | *1 |
| Detroit Lions | 2 | 5 | 2 | 4 | *1 | 10 |
| Green Bay Packers | 15 | 14 | 12 | 11 | 14 | 4 |
| Los Angeles Rams | 4 | 8 | 3 | 7 | 11 | 7 |
| Minnesota Vikings | 5 | 16 | *1 | 9 | 10 | 9 |
| New Orleans Saints | 11 | 12 | 7 | 3 | 7 | 3 |
| New York Giants | 16 | 10 | 16 | 14 | 16 | 8 |
| Philadelphia Eagles | *1 | *1 | 4 | 6 | 2 | 11 |
| San Francisco 49ers | 3 | 2 | 6 | *1 | 4 | 5 T |
| Seattle Seahawks | 6 | 9 | 5 | 10 | 3 | 15 |
| Tampa Bay Buccaneers | 14 | 15 | 9 | 8 | 5 | 13 |
| Washington Commanders | 12 | 13 | 8 | 16 | 12 | 14 |
| NATIONAL FOOTBALL LEAGUE | | | | | | |
| | OFFENSE | | | DEFENSE | | |
| | TOTAL | RUSH | PASS | TOTAL | RUSH | PASS |
| Arizona Cardinals | 15 | 6 | 25 | 28 | 24 | 22 |
| Atlanta Falcons | 16 | 10 | 18 | 4 | 11 | 4 |
| Baltimore Ravens | 11 | 5 | 24 | 2 | 10 | 2 |
| Buffalo Bills | 5 | 12 | 8 | 12 | 25 | 7 |
| Carolina Panthers | 23 | 22 | 23 | 19 | 30 | 10 T |
| Chicago Bears | 18 | 7 | 26 | 25 | 8 | 29 |
| Cincinnati Bengals | 32 | 32 | 28 | 24 | 27 | 14 |
| Cleveland Browns | 19 | 4 | 30 | *1 | 4 | *1 |
| Dallas Cowboys | 17 | 9 | 19 | 8 | 17 | 3 |
| Denver Broncos | 21 | 19 | 20 | 32 | 32 | 30 |
| Detroit Lions | 3 | 8 | 4 | 7 | *1 | 18 |
| Green Bay Packers | 28 | 27 | 21 | 17 | 28 | 9 |
| Houston Texans | 9 | 24 | 7 | 23 | 16 | 24 |
| Indianapolis Colts | 10 | 14 | 10 | 26 | 19 | 23 |
| Jacksonville Jaguars | 13 | 15 | 12 | 21 | 3 | 31 |
| Kansas City Chiefs | 4 | 11 | 2 | 6 | 12 | 6 |
| Las Vegas Raiders | 24 | 31 | 14 | 11 | 21 | 8 |
| Los Angeles Chargers | 8 | 18 | 5 | 31 | 14 | 32 |
| Los Angeles Rams | 7 | 17 | 6 | 13 | 22 | 13 |
| Miami Dolphins | *1 | *1 | *1 | 20 | 20 | 19 |
| Minnesota Vikings | 12 | 30 | 3 | 15 | 18 | 17 |
| New England Patriots | 27 | 26 | 22 | 10 | 15 | 12 |
| New Orleans Saints | 20 | 23 | 15 | 5 | 9 | 5 |
| New York Giants | 31 | 21 | 31 | 27 | 31 | 16 |
| New York Jets | 29 | 13 | 32 | 22 | 26 | 15 |
| Philadelphia Eagles | 2 | 2 | 9 | 9 | 2 | 20 |
| Pittsburgh Steelers | 30 | 28 | 27 | 30 | 29 | 25 |
| San Francisco 49ers | 6 | 3 | 13 | 3 | 6 | 10 T |
| Seattle Seahawks | 14 | 20 | 11 | 16 | 5 | 28 |
| Tampa Bay Buccaneers | 25 | 29 | 17 | 14 | 7 | 26 |
| Tennessee Titans | 26 | 16 | 29 | 18 | 13 | 21 |
| Washington Commanders | 22 | 25 | 16 | 29 | 23 | 27 |

* = NFL leader | T = Tied for position

| NFL | | | | | | | | | | AFC | | | | | | | | | |
|-------|----------------|---------|-----|----|-------|-----|---------|----|-------|-------|----------------|---------|-----|----|-------|-----|---------|----|-------|
| | | OFFENSE | | | | | DEFENSE | | | | | OFFENSE | | | | | DEFENSE | | |
| DATE | OPPONENT | TOT | RUS | PA | *POIN | TOT | RUS | PA | *POIN | DATE | OPPONENT | TOT | RUS | PA | *POIN | TOT | RUS | PA | *POIN |
| | | AT | H | SS | D | AT | H | SS | D | | | AT | H | SS | D | AT | H | SS | D |
| 09/10 | San Francisco | 27 | 1-3 | 15 | 30 | 29 | 30 | 21 | T-25 | 09/10 | San Francisco | 15 | 16 | 9 | 15 | 14 | 14 | 10 | 13 |
| 09/18 | Cleveland | 31 | 31 | 18 | 26 | 30 | 32 | 16 | T-23 | 09/18 | Cleveland | 15 | 16 | 10 | 12 | 15 | 16 | 8 | T-12 |
| 09/24 | at Las Vegas | 27 | 30 | 17 | 22 | 28 | T-3 | 22 | T-19 | 09/24 | at Las Vegas | 13 | 15 | 11 | 11 | 14 | T-1 | 11 | T-9 |
| 10/01 | at Houston | 29 | 29 | 25 | T-25 | 30 | 29 | 26 | 23 | 10/01 | at Houston | 14 | 14 | 11 | T-12 | 14 | 14 | 13 | 12 |
| 10/08 | Baltimore | 30 | 30 | 27 | T-29 | 30 | 28 | 24 | 17 | 10/08 | Baltimore | 15 | 14 | 13 | T-14 | 14 | 13 | 12 | 9 |
| 10/22 | @ L.A. Rams | -- | -- | -- | -- | -- | -- | -- | -- | 10/22 | @ L.A. Rams | -- | -- | -- | -- | -- | -- | -- | -- |
| 10/29 | Jacksonville | -- | -- | -- | -- | -- | -- | -- | -- | 10/29 | Jacksonville | -- | -- | -- | -- | -- | -- | -- | -- |
| 11/02 | Tennessee | -- | -- | -- | -- | -- | -- | -- | -- | 11/02 | Tennessee | -- | -- | -- | -- | -- | -- | -- | -- |
| 11/12 | Green Bay | -- | -- | -- | -- | -- | -- | -- | -- | 11/12 | Green Bay | -- | -- | -- | -- | -- | -- | -- | -- |
| 11/19 | @ Cleveland | -- | -- | -- | -- | -- | -- | -- | -- | 11/19 | @ Cleveland | -- | -- | -- | -- | -- | -- | -- | -- |
| 11/26 | @ Cincinnati | -- | -- | -- | -- | -- | -- | -- | -- | 11/26 | @ Cincinnati | -- | -- | -- | -- | -- | -- | -- | -- |
| 12/03 | Arizona | -- | -- | -- | -- | -- | -- | -- | -- | 12/03 | Arizona | -- | -- | -- | -- | -- | -- | -- | -- |
| 12/07 | New England | -- | -- | -- | -- | -- | -- | -- | -- | 12/07 | New England | -- | -- | -- | -- | -- | -- | -- | -- |
| 12/16 | @ Indianapolis | -- | -- | -- | -- | -- | -- | -- | -- | 12/16 | @ Indianapolis | -- | -- | -- | -- | -- | -- | -- | -- |
| 12/23 | Cincinnati | -- | -- | -- | -- | -- | -- | -- | -- | 12/23 | Cincinnati | -- | -- | -- | -- | -- | -- | -- | -- |
| 12/31 | @ Seattle | -- | -- | -- | -- | -- | -- | -- | -- | 12/31 | @ Seattle | -- | -- | -- | -- | -- | -- | -- | -- |
| 01/07 | @ Baltimore | -- | -- | -- | -- | -- | -- | -- | -- | 01/07 | @ Baltimore | -- | -- | -- | -- | -- | -- | -- | -- |

*Points per game

| | 09/10 | 09/18 | 09/24 | 10/01 | 10/08 | 10/22 | 10/29 | 11/02 | 11/12 | 11/19 | 11/26 | 12/03 | 12/07 | 12/16 | 12/23 | 12/31 | 01/07 | |
|---------------------|-------|-------|-------|-------|-------|-------|-------|-------|-------|-------|-------|-------|-------|-------|-------|-------|-------|--------|
| | SF | CLE | @ LV | @ HOU | BAL | @ LAR | JAX | TEN | GB | @ CLE | @ CIN | ARI | NE | @ IND | CIN | @ SEA | @ BAL | Totals |
| FIRST DOWNS | | | | | | | | | | | | | | | | | | |
| Total | 15 | 9 | 17 | 12 | 17 | | | | | | | | | | | | | 70 |
| Rushing | 3 | 3 | 5 | 7 | 6 | | | | | | | | | | | | | 24 |
| Passing | 9 | 6 | 10 | 4 | 11 | | | | | | | | | | | | | 40 |
| Penalty | 3 | 0 | 2 | 1 | 0 | | | | | | | | | | | | | 6 |
| THIRD DOWNS | | | | | | | | | | | | | | | | | | |
| Attempts | 15 | 14 | 15 | 14 | 15 | | | | | | | | | | | | | 73 |
| Converted | 5 | 4 | 6 | 6 | 6 | | | | | | | | | | | | | 27 |
| Percentage | 33.3% | 28.6% | 40.0% | 42.9% | 40.0% | | | | | | | | | | | | | 37.0% |
| FOURTH DOWNS | | | | | | | | | | | | | | | | | | |
| Attempts | 3 | 0 | 0 | 1 | 0 | | | | | | | | | | | | | 4 |
| Converted | 1 | 0 | 0 | 0 | 0 | | | | | | | | | | | | | 1 |
| Percentage | 33.3% | 0 | 0 | 0.0% | 0 | | | | | | | | | | | | | 25.0% |
| TOT. OFFENSE | | | | | | | | | | | | | | | | | | |
| Net Yards | 239 | 255 | 333 | 225 | 289 | | | | | | | | | | | | | 1,341 |
| Plays | 61 | 53 | 60 | 56 | 65 | | | | | | | | | | | | | 295 |
| Avg./Play | 3.9 | 4.8 | 5.6 | 4.0 | 4.4 | | | | | | | | | | | | | 4.5 |
| RUSHING | | | | | | | | | | | | | | | | | | |
| Net Yards | 41 | 55 | 105 | 114 | 87 | | | | | | | | | | | | | 402 |
| Rush. Att. | 10 | 21 | 31 | 25 | 30 | | | | | | | | | | | | | 117 |
| Avg./Att. | 4.1 | 2.6 | 3.4 | 4.6 | 2.9 | | | | | | | | | | | | | 3.4 |
| PASSING | | | | | | | | | | | | | | | | | | |
| Net Yards | 198 | 200 | 228 | 111 | 202 | | | | | | | | | | | | | 939 |
| Attempts | 46 | 30 | 28 | 28 | 32 | | | | | | | | | | | | | 164 |
| Completions | 31 | 15 | 16 | 18 | 18 | | | | | | | | | | | | | 98 |
| Intercepted | 2 | 1 | 0 | 1 | 0 | | | | | | | | | | | | | 4 |
| Gross Yards | 232 | 222 | 235 | 132 | 224 | | | | | | | | | | | | | 1,045 |
| Sacked | 5.0 | 2.0 | 1.0 | 3.0 | 3.0 | | | | | | | | | | | | | 14.0 |
| Yards Lost | 34 | 22 | 7 | 21 | 22 | | | | | | | | | | | | | 106 |
| ADVANCES | | | | | | | | | | | | | | | | | | |
| Rushes | 10 | 21 | 31 | 25 | 30 | | | | | | | | | | | | | 117 |
| Completions | 31 | 15 | 16 | 18 | 18 | | | | | | | | | | | | | 98 |
| Totals | 41 | 36 | 47 | 43 | 48 | | | | | | | | | | | | | 215 |
| Total Drives | 11 | 14 | 13 | 10 | 12 | | | | | | | | | | | | | 60 |
| PENALTIES | | | | | | | | | | | | | | | | | | |
| Number | 6 | 5 | 6 | 2 | 3 | | | | | | | | | | | | | 22 |
| Yards | 60 | 31 | 45 | 18 | 30 | | | | | | | | | | | | | 184 |
| FUMBLES | | | | | | | | | | | | | | | | | | |
| Number | 0 | 1 | 0 | 2 | 1 | | | | | | | | | | | | | 4 |
| Lost | 0 | 1 | 0 | 0 | 1 | | | | | | | | | | | | | 2 |
| PUNTING | | | | | | | | | | | | | | | | | | |
| Yards | 254 | 320 | 323 | 238 | 257 | | | | | | | | | | | | | 1,392 |
| Punts | 6 | 7 | 6 | 5 | 6 | | | | | | | | | | | | | 30 |
| Net Avg. | 35.5 | 40.0 | 46.5 | 40.8 | 37.3 | | | | | | | | | | | | | 40.0 |
| Gross Avg. | 42.3 | 45.7 | 53.8 | 47.6 | 42.8 | | | | | | | | | | | | | 46.4 |
| SCORING | | | | | | | | | | | | | | | | | | |
| Points | 7 | 26 | 23 | 6 | 17 | | | | | | | | | | | | | 79 |
| Q1 | 0 | 7 | 7 | 0 | 0 | | | | | | | | | | | | | 14 |
| Q2 | 7 | 9 | 6 | 0 | 3 | | | | | | | | | | | | | 25 |
| Q3 | 0 | 3 | 10 | 6 | 0 | | | | | | | | | | | | | 19 |
| Q4 | 0 | 7 | 0 | 0 | 14 | | | | | | | | | | | | | 21 |
| OT | 0 | 0 | 0 | 0 | 0 | | | | | | | | | | | | | 0 |
| TD Rushing | 0 | 0 | 0 | 0 | 0 | | | | | | | | | | | | | 0 |
| TD Passing | 1 | 1 | 2 | 0 | 1 | | | | | | | | | | | | | 5 |
| TD KO Returns | 0 | 0 | 0 | 0 | 0 | | | | | | | | | | | | | 0 |
| TD Punt Returns | 0 | 0 | 0 | 0 | 0 | | | | | | | | | | | | | 0 |
| TD Sp. Teams | 0 | 0 | 0 | 0 | 0 | | | | | | | | | | | | | 0 |
| TD Def. Returns | 0 | 2 | 0 | 0 | 0 | | | | | | | | | | | | | 2 |
| FG Attempts | 0 | 2 | 3 | 2 | 3 | | | | | | | | | | | | | 10 |
| FG Made | 0 | 2 | 3 | 2 | 3 | | | | | | | | | | | | | 10 |
| Safety | 0 | 0 | 0 | 0 | 1 | | | | | | | | | | | | | 1 |
| 2-Pt Attempts | 0 | 1 | 0 | 0 | 1 | | | | | | | | | | | | | 2 |
| 2-Pt Made | 0 | 0 | 0 | 0 | 0 | | | | | | | | | | | | | 0 |
| Time of Possession | 22:37 | 24:32 | 30:03 | 27:25 | 29:46 | | | | | | | | | | | | | 134:23 |

| | 09/10 | 09/18 | 09/24 | 10/01 | 10/08 | 10/22 | 10/29 | 11/02 | 11/12 | 11/19 | 11/26 | 12/03 | 12/07 | 12/16 | 12/23 | 12/31 | 01/07 | Totals |
|---------------------|--------|-------|-------|-------|-------|-------|-------|-------|-------|-------|-------|-------|-------|-------|-------|-------|-------|--------|
| | SF | CLE | @ LV | @ HOU | BAL | @ LAR | JAX | TEN | GB | @ CLE | @ CIN | ARI | NE | @ IND | CIN | @ SEA | @ BAL | |
| FIRST DOWNS | | | | | | | | | | | | | | | | | | |
| Total | 22 | 20 | 19 | 24 | 19 | | | | | | | | | | | | | 104 |
| Rushing | 8 | 7 | 4 | 9 | 7 | | | | | | | | | | | | | 35 |
| Passing | 13 | 12 | 12 | 14 | 11 | | | | | | | | | | | | | 62 |
| Penalty | 1 | 1 | 3 | 1 | 1 | | | | | | | | | | | | | 7 |
| THIRD DOWNS | | | | | | | | | | | | | | | | | | |
| Attempts | 13 | 16 | 13 | 12 | 14 | | | | | | | | | | | | | 68 |
| Converted | 6 | 5 | 4 | 6 | 5 | | | | | | | | | | | | | 26 |
| Percentage | 46.2% | 31.3% | 30.8% | 50.0% | 35.7% | | | | | | | | | | | | | 38.2% |
| FOURTH DOWNS | | | | | | | | | | | | | | | | | | |
| Attempts | 1 | 2 | 2 | 1 | 2 | | | | | | | | | | | | | 8 |
| Converted | 1 | 0 | 1 | 0 | 0 | | | | | | | | | | | | | 2 |
| Percentage | 100.0% | 0.0% | 50.0% | 0.0% | 0.0% | | | | | | | | | | | | | 25.0% |
| TOT. OFFENSE | | | | | | | | | | | | | | | | | | |
| Net Yards | 391 | 408 | 362 | 451 | 335 | | | | | | | | | | | | | 1,947 |
| Plays | 66 | 81 | 67 | 69 | 67 | | | | | | | | | | | | | 350 |
| Avg./Play | 5.9 | 5.0 | 5.4 | 6.5 | 5.0 | | | | | | | | | | | | | 5.6 |
| RUSHING | | | | | | | | | | | | | | | | | | |
| Net Yards | 188 | 198 | 69 | 139 | 125 | | | | | | | | | | | | | 719 |
| Rush. Att. | 34 | 35 | 19 | 38 | 25 | | | | | | | | | | | | | 151 |
| Avg./Att. | 5.5 | 5.7 | 3.6 | 3.7 | 5.0 | | | | | | | | | | | | | 4.8 |
| PASSING | | | | | | | | | | | | | | | | | | |
| Net Yards | 203 | 210 | 293 | 312 | 210 | | | | | | | | | | | | | 1,228 |
| Attempts | 29 | 40 | 44 | 31 | 38 | | | | | | | | | | | | | 182 |
| Completions | 19 | 22 | 28 | 17 | 22 | | | | | | | | | | | | | 108 |
| Intercepted | 0 | 1 | 3 | 0 | 1 | | | | | | | | | | | | | 5 |
| Gross Yards | 220 | 235 | 324 | 312 | 236 | | | | | | | | | | | | | 1,327 |
| Sacked | 3.0 | 6.0 | 4.0 | 0.0 | 4.0 | | | | | | | | | | | | | 17.0 |
| Yards Lost | 17 | 25 | 31 | 0 | 26 | | | | | | | | | | | | | 99 |
| ADVANCES | | | | | | | | | | | | | | | | | | |
| Rushes | 34 | 35 | 19 | 38 | 25 | | | | | | | | | | | | | 151 |
| Completions | 19 | 22 | 28 | 17 | 22 | | | | | | | | | | | | | 108 |
| Totals | 53 | 57 | 47 | 55 | 47 | | | | | | | | | | | | | 259 |
| Total Drives | 12 | 15 | 12 | 10 | 12 | | | | | | | | | | | | | 61 |
| PENALTIES | | | | | | | | | | | | | | | | | | |
| Number | 11 | 8 | 7 | 8 | 2 | | | | | | | | | | | | | 36 |
| Yards | 85 | 81 | 60 | 63 | 20 | | | | | | | | | | | | | 309 |
| FUMBLES | | | | | | | | | | | | | | | | | | |
| Number | 3 | 4 | 1 | 2 | 4 | | | | | | | | | | | | | 14 |
| Lost | 1 | 3 | 0 | 0 | 2 | | | | | | | | | | | | | 6 |
| PUNTING | | | | | | | | | | | | | | | | | | |
| Yards | 134 | 238 | 262 | 114 | 154 | | | | | | | | | | | | | 902 |
| Punts | 3 | 5 | 5 | 3 | 5 | | | | | | | | | | | | | 21 |
| Net Avg. | 44.0 | 40.8 | 47.4 | 35.0 | 29.2 | | | | | | | | | | | | | 39.2 |
| Gross Avg. | 44.7 | 47.6 | 52.4 | 38.0 | 30.8 | | | | | | | | | | | | | 43.0 |
| SCORING | | | | | | | | | | | | | | | | | | |
| Points | 30 | 22 | 18 | 30 | 10 | | | | | | | | | | | | | 110 |
| Q1 | 10 | 3 | 7 | 10 | 7 | | | | | | | | | | | | | 37 |
| Q2 | 10 | 11 | 0 | 6 | 3 | | | | | | | | | | | | | 30 |
| Q3 | 7 | 8 | 0 | 0 | 0 | | | | | | | | | | | | | 15 |
| Q4 | 3 | 0 | 11 | 14 | 0 | | | | | | | | | | | | | 28 |
| OT | 0 | 0 | 0 | 0 | 0 | | | | | | | | | | | | | 0 |
| TD Rushing | 1 | 1 | 0 | 0 | 1 | | | | | | | | | | | | | 3 |
| TD Passing | 2 | 1 | 2 | 3 | 0 | | | | | | | | | | | | | 8 |
| TD KO Returns | 0 | 0 | 0 | 0 | 0 | | | | | | | | | | | | | 0 |
| TD Punt Returns | 0 | 0 | 0 | 0 | 0 | | | | | | | | | | | | | 0 |
| TD Sp. Teams | 0 | 0 | 0 | 0 | 0 | | | | | | | | | | | | | 0 |
| TD Def. Returns | 0 | 0 | 0 | 0 | 0 | | | | | | | | | | | | | 0 |
| FG Attempts | 3 | 3 | 1 | 3 | 1 | | | | | | | | | | | | | 11 |
| FG Made | 3 | 2 | 1 | 3 | 1 | | | | | | | | | | | | | 10 |
| Safety | 0 | 0 | 0 | 0 | 0 | | | | | | | | | | | | | 0 |
| 2-Pt Attempts | 0 | 2 | 1 | 0 | 0 | | | | | | | | | | | | | 3 |
| 2-Pt Made | 0 | 2 | 1 | 0 | 0 | | | | | | | | | | | | | 3 |
| Time of Possession | 37:23 | 35:28 | 29:57 | 32:35 | 30:14 | | | | | | | | | | | | | 165:37 |

| 2023 REGULAR SEASON - DEFENSIVE TAKEAWAYS | | | | | | |
|---|---------------|---|------|-------|----------|--------|
| DATE | OPPONENT | TAKEAWAY | QTR. | SCORE | YD-LINE | RESULT |
| 09/10 | San Francisco | T. Watt FR (T. Watt FF) | 3 | 7-27 | PIT-46 | Downs |
| 09/18 | Cleveland | A. Highsmith INT (D. Watson) | 1 | 7-0 | CLV-30 | TD |
| | | L. Ogunjobi FR (M. Adams Sr. FF) | 1 | 7-3 | PIT-42 | Fumble |
| | | D. Kazez FR (C. Holcomb FF) | 4 | 19-22 | PIT-44 | Punt |
| | | T. Watt FR (A. Highsmith FF) | 4 | 26-22 | CLV-16 | TD |
| 09/24 | at Las Vegas | L. Wallace INT (J. Garoppolo) | 2 | 7-7 | PIT-31 | FG |
| | | P. Peterson INT (J. Garoppolo) | 3 | 16-7 | PIT-19 | TD |
| | | L. Wallace INT (J. Garoppolo) | 4 | 23-18 | LV-31 | EOG |
| 10/01 | at Houston | None | | | | |
| 10/08 | Baltimore | D. Kazez FR (L. Ogunjobi FF) | 2 | 0-10 | PIT-48 | FG |
| | | J. Porter Jr. INT (L. Jackson: touchback) | 4 | 8-10 | PIT-(-4) | TD |
| | | T. Watt FR (A. Highsmith FF) | 4 | 14-10 | BLT-36 | FG |
| 10/22 | | -- | -- | -- | -- | -- |
| 10/29 | | -- | -- | -- | -- | -- |
| 11/02 | | -- | -- | -- | -- | -- |
| 11/12 | | -- | -- | -- | -- | -- |
| 11/19 | | -- | -- | -- | -- | -- |
| 11/26 | | -- | -- | -- | -- | -- |
| 12/03 | | -- | -- | -- | -- | -- |
| 12/07 | | -- | -- | -- | -- | -- |
| 12/16 | | -- | -- | -- | -- | -- |
| 12/23 | | -- | -- | -- | -- | -- |
| 12/31 | | -- | -- | -- | -- | -- |
| 01/07 | | -- | -- | -- | -- | -- |

| 2023 REGULAR SEASON - OFFENSIVE GIVEAWAYS | | | | | | |
|---|---------------|--|------|-------|---------|-----------|
| DATE | OPPONENT | TAKEAWAY | QTR. | SCORE | YD-LINE | RESULT |
| 09/10 | San Francisco | K. Pickett INT (C. Ward) | 1 | 0-7 | SF-43 | FG |
| | | K. Pickett INT (T. Hufanga) | 4 | 7-27 | SF-26 | FG |
| 09/18 | Cleveland | K. Pickett INT (G. Delpit) | 1 | 7-3 | PIT-19 | Missed FG |
| | | G. Olszewski fumble (D. Ward FF; G. Delpit FR) | 1 | 7-3 | PIT-37 | TD |
| 09/24 | at Las Vegas | None | | | | |
| 10/01 | at Houston | K. Pickett INT (S. Nelson) | 1 | 0-7 | HST-22 | FG |
| 10/08 | Baltimore | None | | | | |
| 10/22 | | -- | -- | -- | -- | -- |
| 10/29 | | -- | -- | -- | -- | -- |
| 11/02 | | -- | -- | -- | -- | -- |
| 11/12 | | -- | -- | -- | -- | -- |
| 11/19 | | -- | -- | -- | -- | -- |
| 11/26 | | -- | -- | -- | -- | -- |
| 12/03 | | -- | -- | -- | -- | -- |
| 12/07 | | -- | -- | -- | -- | -- |
| 12/16 | | -- | -- | -- | -- | -- |
| 12/23 | | -- | -- | -- | -- | -- |
| 12/31 | | -- | -- | -- | -- | -- |
| 01/07 | | -- | -- | -- | -- | -- |

| 2023 REGULAR SEASON - SPECIAL TEAMS/MISC GIVEAWAYS | | | | | | |
|--|-----------|---|------|-------|---------|--------|
| DATE | OPPONENT | TAKEAWAY | QTR. | SCORE | YD-LINE | RESULT |
| 10/08 | Baltimore | G. Olszewski fumble (J. Moon FF; K. Seymour FR) | 4 | 8-10 | PIT-27 | INT |

| 2023 REGULAR SEASON - TURNOVERS | | |
|---------------------------------|--|--|
| Offense: | 5 Giveaways 17 Points (1 TD, 3 FG) | Ratio +5 (11 takes, 6 gives) |
| Defense: | 11 Takeaways 36 Points (4 TD, 3 FG) | |
| Special Teams: | 1 Giveaway 0 Points (0 TD, 0 FG) | Points Off Turnovers Ratio +19 (36 scored, 17 allowed) |
| | 0 Takeaways 0 Points (0 TD, 0 FG) | |

| DATE | OPPONENT | FORCED TURNOVERS | | | TURNOVERS CONVERTED | | | | | OUTCOME | |
|-------|------------------|------------------|----------|-----------|---------------------|----------|-----------|-------------|-------------|-----------|------------|
| | | FUM | INTS | TOTAL | TD | FG | PTS. | PTS. PCT. | TD PCT. | NET DIFF. | RESULT |
| 09/10 | Pittsburgh | 1 | 0 | 1 | 0 | 0 | 0 | 0.0 | 0.0 | -1 | L |
| | San Francisco | 0 | 2 | 2 | 0 | 2 | 6 | 100.0 | 0.0 | +1 | W |
| 09/18 | Pittsburgh | 3 | 1 | 4 | 2 | 0 | 14 | 50.0 | 100.0 | +2 | W |
| | Cleveland | 1 | 1 | 2 | 1 | 0 | 8 | 50.0 | 100.0 | -2 | L |
| 09/24 | Pittsburgh | 0 | 3 | 3 | 1 | 1 | 10 | 66.7 | 50.0 | +3 | W |
| | at Las Vegas | 0 | 0 | 0 | 0 | 0 | 0 | 0.0 | 0.0 | -3 | L |
| 10/01 | Pittsburgh | 0 | 0 | 0 | 0 | 0 | 0 | 0.0 | 0.0 | -1 | L |
| | at Houston | 0 | 1 | 1 | 0 | 1 | 3 | 100.0 | 0.0 | +1 | W |
| 10/08 | Pittsburgh | 2 | 1 | 3 | 1 | 2 | 12 | 100.0 | 33.3 | +2 | W |
| | Baltimore | 1 | 0 | 1 | 0 | 0 | 0 | 0.0 | 0.0 | -2 | L |
| 10/29 | | -- | -- | -- | -- | -- | -- | -- | -- | -- | -- |
| 11/02 | | -- | -- | -- | -- | -- | -- | -- | -- | -- | -- |
| 11/12 | | -- | -- | -- | -- | -- | -- | -- | -- | -- | -- |
| 11/19 | | -- | -- | -- | -- | -- | -- | -- | -- | -- | -- |
| 11/26 | | -- | -- | -- | -- | -- | -- | -- | -- | -- | -- |
| 12/03 | | -- | -- | -- | -- | -- | -- | -- | -- | -- | -- |
| 12/07 | | -- | -- | -- | -- | -- | -- | -- | -- | -- | -- |
| 12/16 | | -- | -- | -- | -- | -- | -- | -- | -- | -- | -- |
| 12/23 | | -- | -- | -- | -- | -- | -- | -- | -- | -- | -- |
| 12/31 | | -- | -- | -- | -- | -- | -- | -- | -- | -- | -- |
| TBD | | -- | -- | -- | -- | -- | -- | -- | -- | -- | -- |
| | STEELERS | 6 | 5 | 11 | 4 | 3 | 36 | 63.6 | 57.1 | +5 | 3-2 |
| | OPPONENTS | 2 | 4 | 6 | 1 | 3 | 17 | 66.7 | 25.0 | -5 | 2-3 |

| PASSING: | | KENNY PICKETT | | | | | | | | | | | | |
|---------------|-----------------|---------------|-----------|--------------|--------------|------------|-------------|----------|-------------|----------|-------------|------------|---------------|-------------|
| DATE | OPP. | ATT | CMP | YDS | CMP% | Y/A | Y/C | TD | TD% | INT | INT% | LG | SK/YD | RATE |
| 09/10 | San Francisco | 46 | 31 | 232 | 67.4% | 5.0 | 7.5 | 1 | 2.2% | 2 | 4.3% | 31 | 5/34 | 68.4 |
| 09/18 | Cleveland | 30 | 15 | 222 | 50.0% | 7.4 | 14.8 | 1 | 3.3% | 1 | 3.3% | 71t | 2/22 | 71.8 |
| 09/24 | at Las Vegas | 28 | 16 | 235 | 57.1% | 8.4 | 14.7 | 2 | 7.1% | 0 | 0.0% | 72t | 1/7 | 108.5 |
| 10/01 | at Houston | 23 | 15 | 114 | 65.2% | 5.0 | 7.6 | 0 | 0.0% | 1 | 4.3% | 32 | 3/21 | 59.0 |
| 10/08 | Baltimore | 32 | 18 | 224 | 56.3% | 7.0 | 12.4 | 1 | 3.1% | 0 | 0.0% | 41t | 3/22 | 88.5 |
| 10/22 | at L.A. Rams | | | | | | | | | | | | | |
| 10/29 | Jacksonville | | | | | | | | | | | | | |
| 11/02 | Tennessee | | | | | | | | | | | | | |
| 11/12 | Green Bay | | | | | | | | | | | | | |
| 11/19 | at Cleveland | | | | | | | | | | | | | |
| 11/26 | at Cincinnati | | | | | | | | | | | | | |
| 12/03 | Arizona | | | | | | | | | | | | | |
| 12/07 | New England | | | | | | | | | | | | | |
| 12/16 | at Indianapolis | | | | | | | | | | | | | |
| 12/23 | Cincinnati | | | | | | | | | | | | | |
| 12/31 | at Seattle | | | | | | | | | | | | | |
| 01/07 | at Baltimore | | | | | | | | | | | | | |
| TOTALS | | 159 | 95 | 1,027 | 59.7% | 6.5 | 10.8 | 5 | 3.1% | 4 | 2.5% | 72T | 14/106 | 78.8 |

| PASSING: | | MASON RUDOLPH | | | | | | | | | | | | |
|---------------|-----------------|---------------|----------|----------|-------------|------------|------------|----------|-------------|----------|-------------|-----------|------------|------------|
| DATE | OPP. | ATT | CMP | YDS | CMP% | Y/A | Y/C | TD | TD% | INT | INT% | LG | SK/YD | RATE |
| 09/10 | San Francisco | | | | | | | | | | | | | |
| 09/18 | Cleveland | | | | | | | | | | | | | |
| 09/24 | at Las Vegas | | | | | | | | | | | | | |
| 10/01 | at Houston | | | | | | | | | | | | | |
| 10/08 | Baltimore | | | | | | | | | | | | | |
| 10/22 | at L.A. Rams | | | | | | | | | | | | | |
| 10/29 | Jacksonville | | | | | | | | | | | | | |
| 11/02 | Tennessee | | | | | | | | | | | | | |
| 11/12 | Green Bay | | | | | | | | | | | | | |
| 11/19 | at Cleveland | | | | | | | | | | | | | |
| 11/26 | at Cincinnati | | | | | | | | | | | | | |
| 12/03 | Arizona | | | | | | | | | | | | | |
| 12/07 | New England | | | | | | | | | | | | | |
| 12/16 | at Indianapolis | | | | | | | | | | | | | |
| 12/23 | Cincinnati | | | | | | | | | | | | | |
| 12/31 | at Seattle | | | | | | | | | | | | | |
| 01/07 | at Baltimore | | | | | | | | | | | | | |
| TOTALS | | 0 | 0 | 0 | 0.0% | 0.0 | 0.0 | 0 | 0.0% | 0 | 0.0% | -- | 0/0 | 0.0 |

| PASSING: | | MITCH TRUBISKY | | | | | | | | | | | | |
|---------------|-----------------|----------------|----------|-----------|--------------|------------|------------|----------|-------------|----------|-------------|----------|------------|-------------|
| DATE | OPP. | ATT | CMP | YDS | CMP% | Y/A | Y/C | TD | TD% | INT | INT% | LG | SK/YD | RATE |
| 09/10 | San Francisco | | | | | | | | | | | | | |
| 09/18 | Cleveland | | | | | | | | | | | | | |
| 09/24 | at Las Vegas | | | | | | | | | | | | | |
| 10/01 | at Houston | 5 | 3 | 18 | 60.0% | 3.6 | 6.0 | 0 | 0.0% | 0 | 0.0% | 8 | 0/0 | 67.1 |
| 10/08 | Baltimore | | | | | | | | | | | | | |
| 10/22 | at L.A. Rams | | | | | | | | | | | | | |
| 10/29 | Jacksonville | | | | | | | | | | | | | |
| 11/02 | Tennessee | | | | | | | | | | | | | |
| 11/12 | Green Bay | | | | | | | | | | | | | |
| 11/19 | at Cleveland | | | | | | | | | | | | | |
| 11/26 | at Cincinnati | | | | | | | | | | | | | |
| 12/03 | Arizona | | | | | | | | | | | | | |
| 12/07 | New England | | | | | | | | | | | | | |
| 12/16 | at Indianapolis | | | | | | | | | | | | | |
| 12/23 | Cincinnati | | | | | | | | | | | | | |
| 12/31 | at Seattle | | | | | | | | | | | | | |
| 01/07 | at Baltimore | | | | | | | | | | | | | |
| TOTALS | | 5 | 3 | 18 | 60.0% | 3.6 | 6.0 | 0 | 0.0% | 0 | 0.0% | 8 | 0/0 | 67.1 |

| RUSHING: | | CALVIN AUSTIN III | | | | | NAJEE HARRIS | | | | | CONNOR HEYWARD | | | | |
|---------------|-----------------|-------------------|----------|------------|----------|----------|--------------|------------|------------|-----------|----------|----------------|----------|------------|-----------|----------|
| DATE | OPP. | NO. | YDS | AVG | LG | TD | NO. | YDS | AVG | LG | TD | NO. | YDS | AVG | LG | TD |
| 09/10 | San Francisco | 0 | 0 | 0.0 | -- | 0 | 6 | 31 | 5.2 | 24 | 0 | 0 | 0 | 0.0 | -- | 0 |
| 09/18 | Cleveland | 1 | -2 | -2.0 | -2 | 0 | 10 | 43 | 4.3 | 21 | 0 | 0 | 0 | 0.0 | -- | 0 |
| 09/24 | at Las Vegas | 0 | 0 | 0.0 | -- | 0 | 19 | 65 | 3.4 | 17 | 0 | 1 | 0 | 0.0 | -- | 0 |
| 10/01 | at Houston | 1 | 5 | 5.0 | 5 | 0 | 14 | 71 | 5.1 | 23 | 0 | 0 | 0 | 0.0 | -- | 0 |
| 10/08 | Baltimore | 0 | 0 | 0.0 | -- | 0 | 14 | 37 | 2.6 | 8 | 0 | 0 | 0 | 0.0 | -- | 0 |
| 10/22 | at L.A. Rams | | | | | | | | | | | | | | | |
| 10/29 | Jacksonville | | | | | | | | | | | | | | | |
| 11/02 | Tennessee | | | | | | | | | | | | | | | |
| 11/12 | Green Bay | | | | | | | | | | | | | | | |
| 11/19 | at Cleveland | | | | | | | | | | | | | | | |
| 11/26 | at Cincinnati | | | | | | | | | | | | | | | |
| 12/03 | Arizona | | | | | | | | | | | | | | | |
| 12/07 | New England | | | | | | | | | | | | | | | |
| 12/16 | at Indianapolis | | | | | | | | | | | | | | | |
| 12/23 | Cincinnati | | | | | | | | | | | | | | | |
| 12/31 | at Seattle | | | | | | | | | | | | | | | |
| 01/07 | at Baltimore | | | | | | | | | | | | | | | |
| TOTALS | | 2 | 3 | 1.5 | 5 | 0 | 63 | 247 | 3.9 | 24 | 0 | 1 | 0 | 0.0 | -- | 0 |

| RUSHING: | | GEORGE PICKENS | | | | | KENNY PICKETT | | | | | JAYLEN WARREN | | | | |
|---------------|-----------------|----------------|-----------|-------------|-----------|----------|---------------|-----------|------------|-----------|----------|---------------|------------|------------|-----------|----------|
| DATE | OPP. | NO. | YDS | AVG | LG | TD | NO. | YDS | AVG | LG | TD | NO. | YDS | AVG | LG | TD |
| 09/10 | San Francisco | 0 | 0 | 0.0 | -- | 0 | 1 | 4 | 4.0 | 4 | 0 | 3 | 6 | 2.0 | 3 | 0 |
| 09/18 | Cleveland | 0 | 0 | 0.0 | -- | 0 | 4 | -6 | -1.5 | -1 | 0 | 6 | 20 | 3.3 | 8 | 0 |
| 09/24 | at Las Vegas | 0 | 0 | 0.0 | -- | 0 | 3 | 11 | 3.7 | 10 | 0 | 8 | 29 | 3.6 | 11 | 0 |
| 10/01 | at Houston | 0 | 0 | 0.0 | -- | 0 | 2 | 9 | 4.5 | 8 | 0 | 8 | 29 | 3.6 | 18 | 0 |
| 10/08 | Baltimore | 1 | 16 | 16.0 | 16 | 0 | 6 | -6 | -1.0 | 2 | 0 | 9 | 40 | 4.4 | 16 | 0 |
| 10/22 | at L.A. Rams | | | | | | | | | | | | | | | |
| 10/29 | Jacksonville | | | | | | | | | | | | | | | |
| 11/02 | Tennessee | | | | | | | | | | | | | | | |
| 11/12 | Green Bay | | | | | | | | | | | | | | | |
| 11/19 | at Cleveland | | | | | | | | | | | | | | | |
| 11/26 | at Cincinnati | | | | | | | | | | | | | | | |
| 12/03 | Arizona | | | | | | | | | | | | | | | |
| 12/07 | New England | | | | | | | | | | | | | | | |
| 12/16 | at Indianapolis | | | | | | | | | | | | | | | |
| 12/23 | Cincinnati | | | | | | | | | | | | | | | |
| 12/31 | at Seattle | | | | | | | | | | | | | | | |
| 01/07 | at Baltimore | | | | | | | | | | | | | | | |
| TOTALS | | 1 | 16 | 16.0 | 16 | 0 | 16 | 12 | 0.8 | 10 | 0 | 34 | 124 | 3.6 | 18 | 0 |

Table with 17 columns for player stats (Keanu Neal, Larry Ogunjobi, Patrick Peterson) and 20 rows of game data (DATE OPP., 09/10 San Francisco, etc.) and a TOTALS row.

Table with 17 columns for player stats (Joey Porter Jr., Elijah Riley, Elandon Roberts) and 20 rows of game data (DATE OPP., 09/10 San Francisco, etc.) and a TOTALS row.

Table with 17 columns for player stats (Mark Robinson, Chandon Sullivan, Levi Wallace) and 20 rows of game data (DATE OPP., 09/10 San Francisco, etc.) and a TOTALS row.

Table with 17 columns for player stats (T.J. Watt, Armon Watts) and 20 rows of game data (DATE OPP., 09/10 San Francisco, etc.) and a TOTALS row. Includes a note 'DN INACTIVE LIST' for Armon Watts.

| FUMBLE RETURNS: | | DAMONTAE KAZEE | | | | | LARRY OGUNJOBI | | | | | T.J. WATT | | | | |
|-----------------|-----------------|----------------|----------|------------|----------|----------|----------------|----------|------------|-----------|----------|-----------|-----------|------------|-----------|----------|
| DATE | OPP. | NO. | YDS | AVG | LG | TD | NO. | YDS | AVG | LG | TD | NO. | YDS | AVG | LG | TD |
| 09/10 | San Francisco | 0 | 0 | 0.0 | -- | 0 | 0 | 0 | 0.0 | -- | 0 | 1 | 0 | 0.0 | -- | 0 |
| 09/18 | Cleveland | 1 | 0 | 0.0 | -- | 0 | 1 | 0 | 0.0 | -- | 0 | 1 | 16 | 16.0 | 16t | 1 |
| 09/24 | at Las Vegas | 0 | 0 | 0.0 | -- | 0 | 0 | 0 | 0.0 | -- | 0 | 1 | 0 | 0.0 | -- | 0 |
| 10/01 | at Houston | 0 | 0 | 0.0 | -- | 0 | 0 | 0 | 0.0 | -- | 0 | 0 | 0 | 0.0 | -- | 0 |
| 10/08 | Baltimore | 1 | 1 | 1.0 | 1 | 0 | 0 | 0 | 0.0 | -- | 0 | 1 | 18 | 18.0 | 18 | 0 |
| 10/22 | at L.A. Rams | | | | | | | | | | | | | | | |
| 10/29 | Jacksonville | | | | | | | | | | | | | | | |
| 11/02 | Tennessee | | | | | | | | | | | | | | | |
| 11/12 | Green Bay | | | | | | | | | | | | | | | |
| 11/19 | at Cleveland | | | | | | | | | | | | | | | |
| 11/26 | at Cincinnati | | | | | | | | | | | | | | | |
| 12/03 | Arizona | | | | | | | | | | | | | | | |
| 12/07 | New England | | | | | | | | | | | | | | | |
| 12/16 | at Indianapolis | | | | | | | | | | | | | | | |
| 12/23 | Cincinnati | | | | | | | | | | | | | | | |
| 12/31 | at Seattle | | | | | | | | | | | | | | | |
| 01/07 | at Baltimore | | | | | | | | | | | | | | | |
| TOTALS | | 2 | 1 | 0.5 | 1 | 0 | 1 | 0 | 0.0 | -- | 0 | 4 | 34 | 8.5 | 18 | 1 |

| INTERCEPTION RETURNS: | | ALEX HIGHSMITH | | | | | PATRICK PETERSON | | | | | JOEY PORTER JR. | | | | | LEVI WALLACE | | | | |
|-----------------------|-----------------|----------------|-----------|-------------|------------|----------|------------------|----------|------------|-----------|----------|-----------------|----------|------------|-----------|----------|--------------|----------|------------|-----------|----------|
| DATE | OPP. | NO. | YDS | AVG | LG | TD | NO. | YDS | AVG | LG | TD | NO. | YDS | AVG | LG | TD | NO. | YDS | AVG | LG | TD |
| 09/10 | San Francisco | 0 | 0 | 0.0 | -- | 0 | 0 | 0 | 0.0 | -- | 0 | 0 | 0 | 0.0 | -- | 0 | 0 | 0 | 0.0 | -- | 0 |
| 09/18 | Cleveland | 1 | 30 | 30.0 | 30t | 1 | 0 | 0 | 0.0 | -- | 0 | 0 | 0 | 0.0 | -- | 0 | 0 | 0 | 0.0 | -- | 0 |
| 09/24 | at Las Vegas | 0 | 0 | 0.0 | -- | 0 | 1 | 0 | 0.0 | -- | 0 | 0 | 0 | 0.0 | -- | 0 | 2 | 0 | 0.0 | -- | 0 |
| 10/01 | at Houston | 0 | 0 | 0.0 | -- | 0 | 0 | 0 | 0.0 | -- | 0 | 0 | 0 | 0.0 | -- | 0 | 0 | 0 | 0.0 | -- | 0 |
| 10/08 | Baltimore | 0 | 0 | 0.0 | -- | 0 | 0 | 0 | 0.0 | -- | 0 | 1 | 0 | 0.0 | -- | 0 | 0 | 0 | 0.0 | -- | 0 |
| 10/22 | at L.A. Rams | | | | | | | | | | | | | | | | | | | | |
| 10/29 | Jacksonville | | | | | | | | | | | | | | | | | | | | |
| 11/02 | Tennessee | | | | | | | | | | | | | | | | | | | | |
| 11/12 | Green Bay | | | | | | | | | | | | | | | | | | | | |
| 11/19 | at Cleveland | | | | | | | | | | | | | | | | | | | | |
| 11/26 | at Cincinnati | | | | | | | | | | | | | | | | | | | | |
| 12/03 | Arizona | | | | | | | | | | | | | | | | | | | | |
| 12/07 | New England | | | | | | | | | | | | | | | | | | | | |
| 12/16 | at Indianapolis | | | | | | | | | | | | | | | | | | | | |
| 12/23 | Cincinnati | | | | | | | | | | | | | | | | | | | | |
| 12/31 | at Seattle | | | | | | | | | | | | | | | | | | | | |
| 01/07 | at Baltimore | | | | | | | | | | | | | | | | | | | | |
| TOTALS | | 1 | 30 | 30.0 | 30T | 1 | 1 | 0 | 0.0 | -- | 0 | 1 | 0 | 0.0 | -- | 0 | 2 | 0 | 0.0 | -- | 0 |

| | | NICK HERBIG | | | MILES KILLEBREW | | | CHRISTIAN KUNTZ | | | JAMES PIERRE | | |
|---------------|-----------------|-------------|----------|----------|-----------------|----------|----------|-----------------|----------|----------|--------------|----------|----------|
| DATE | OPP. | TKL | AST | TOT | TKL | AST | TOT | TKL | AST | TOT | TKL | AST | TOT |
| 09/10 | San Francisco | 0 | 0 | 0 | 1 | 1 | 2 | 2 | 0 | 2 | 0 | 0 | 0 |
| 09/18 | Cleveland | 0 | 0 | 0 | 0 | 0 | 0 | 0 | 0 | 0 | 0 | 0 | 0 |
| 09/24 | at Las Vegas | 0 | 0 | 0 | 2 | 0 | 2 | 0 | 0 | 0 | 0 | 0 | 0 |
| 10/01 | at Houston | 1 | 0 | 1 | 1 | 0 | 1 | 0 | 0 | 0 | 0 | 0 | 0 |
| 10/08 | Baltimore | 0 | 0 | 0 | 1 | 0 | 1 | 0 | 1 | 1 | 0 | 1 | 1 |
| 10/22 | at L.A. Rams | | | | | | | | | | | | |
| 10/29 | Jacksonville | | | | | | | | | | | | |
| 11/02 | Tennessee | | | | | | | | | | | | |
| 11/12 | Green Bay | | | | | | | | | | | | |
| 11/19 | at Cleveland | | | | | | | | | | | | |
| 11/26 | at Cincinnati | | | | | | | | | | | | |
| 12/03 | Arizona | | | | | | | | | | | | |
| 12/07 | New England | | | | | | | | | | | | |
| 12/16 | at Indianapolis | | | | | | | | | | | | |
| 12/23 | Cincinnati | | | | | | | | | | | | |
| 12/31 | at Seattle | | | | | | | | | | | | |
| 01/07 | at Baltimore | | | | | | | | | | | | |
| TOTALS | | 1 | 0 | 1 | 5 | 1 | 6 | 2 | 1 | 3 | 0 | 1 | 1 |

| | | JOEY PORTER JR. | | | ELIJAH RILEY | | | MARK ROBINSON | | |
|---------------|-----------------|-----------------|----------|----------|--------------|----------|----------|---------------|----------|----------|
| DATE | OPP. | TKL | AST | TOT | TKL | AST | TOT | TKL | AST | TOT |
| 09/10 | San Francisco | 0 | 0 | 0 | 0 | 1 | 1 | 0 | 0 | 0 |
| 09/18 | Cleveland | 0 | 0 | 0 | 0 | 0 | 0 | 0 | 0 | 0 |
| 09/24 | at Las Vegas | 0 | 0 | 0 | 0 | 0 | 0 | 2 | 0 | 2 |
| 10/01 | at Houston | 0 | 1 | 1 | 0 | 1 | 1 | 0 | 0 | 0 |
| 10/08 | Baltimore | 0 | 0 | 0 | 0 | 0 | 0 | 0 | 0 | 0 |
| 10/22 | at L.A. Rams | | | | | | | | | |
| 10/29 | Jacksonville | | | | | | | | | |
| 11/02 | Tennessee | | | | | | | | | |
| 11/12 | Green Bay | | | | | | | | | |
| 11/19 | at Cleveland | | | | | | | | | |
| 11/26 | at Cincinnati | | | | | | | | | |
| 12/03 | Arizona | | | | | | | | | |
| 12/07 | New England | | | | | | | | | |
| 12/16 | at Indianapolis | | | | | | | | | |
| 12/23 | Cincinnati | | | | | | | | | |
| 12/31 | at Seattle | | | | | | | | | |
| 01/07 | at Baltimore | | | | | | | | | |
| TOTALS | | 0 | 1 | 1 | 0 | 2 | 2 | 2 | 0 | 2 |

| PUNTING: | | PRESSLEY HARVIN III | | | | | | | |
|---------------|-----------------|---------------------|-----|------|----|-------|----|------|-----|
| DATE | OPP. | NO. | YDS | AVG | TD | IN 20 | LG | NET | BLK |
| 09/10 | San Francisco | 6 | 254 | 42.3 | 0 | 1 | 57 | 35.5 | 0 |
| 09/18 | Cleveland | 7 | 320 | 45.7 | 2 | 4 | 61 | 40.0 | 0 |
| 09/24 | at Las Vegas | 6 | 323 | 53.8 | 0 | 3 | 63 | 46.5 | 0 |
| 10/01 | at Houston | ON INACTIVE LIST | | | | | | | |
| 10/08 | Baltimore | ON INACTIVE LIST | | | | | | | |
| 10/22 | at L.A. Rams | | | | | | | | |
| 10/29 | Jacksonville | | | | | | | | |
| 11/02 | Tennessee | | | | | | | | |
| 11/12 | Green Bay | | | | | | | | |
| 11/19 | at Cleveland | | | | | | | | |
| 11/26 | at Cincinnati | | | | | | | | |
| 12/03 | Arizona | | | | | | | | |
| 12/07 | New England | | | | | | | | |
| 12/16 | at Indianapolis | | | | | | | | |
| 12/23 | Cincinnati | | | | | | | | |
| 12/31 | at Seattle | | | | | | | | |
| 01/07 | at Baltimore | | | | | | | | |
| TOTALS | | 19 | 897 | 47.2 | 2 | 8 | 63 | 40.6 | 0 |

| FIELD GOALS: | | CHRIS BOSWELL | | | | | | | | | |
|---------------|-----------------|---------------|-------|-------|-------|-----|-------|-----|-----|--------|----|
| DATE | OPP. | 0-19 | 20-29 | 30-39 | 40-49 | 50+ | TOTAL | F6M | FGA | PCT | LG |
| 09/10 | San Francisco | 0/0 | 0/0 | 0/0 | 0/0 | 0/0 | 0/0 | 0 | 0 | 0.0% | 0 |
| 09/18 | Cleveland | 0/0 | 0/0 | 0/0 | 0/0 | 2/2 | 2/2 | 2 | 2 | 100.0% | 52 |
| 09/24 | at Las Vegas | 0/0 | 0/0 | 0/0 | 2/2 | 1/1 | 3/3 | 3 | 3 | 100.0% | 57 |
| 10/01 | at Houston | 0/0 | 1/1 | 1/1 | 0/0 | 0/0 | 2/2 | 2 | 2 | 100.0% | 35 |
| 10/08 | Baltimore | 0/0 | 1/1 | 0/0 | 2/2 | 0/0 | 3/3 | 3 | 3 | 100.0% | 43 |
| 10/22 | at L.A. Rams | | | | | | | | | | |
| 10/29 | Jacksonville | | | | | | | | | | |
| 11/02 | Tennessee | | | | | | | | | | |
| 11/12 | Green Bay | | | | | | | | | | |
| 11/19 | at Cleveland | | | | | | | | | | |
| 11/26 | at Cincinnati | | | | | | | | | | |
| 12/03 | Arizona | | | | | | | | | | |
| 12/07 | New England | | | | | | | | | | |
| 12/16 | at Indianapolis | | | | | | | | | | |
| 12/23 | Cincinnati | | | | | | | | | | |
| 12/31 | at Seattle | | | | | | | | | | |
| 01/07 | at Baltimore | | | | | | | | | | |
| TOTALS | | 0/0 | 2/2 | 1/1 | 4/4 | 3/3 | 10/10 | 10 | 10 | 100.0% | 57 |

| KICKOFF RETURNS: | | ANTHONY MCFARLAND JR. | | | | | | GUNNER OLSZEWSKI | | | | | |
|------------------|-----------------|-----------------------|-----------|-----------------|-----------|----------|----------|------------------|-----------|------------------|-----------|----------|----------|
| DATE | OPP. | NO. | YDS | AVG | LG | FC | TD | NO. | YDS | AVG | LG | FC | TD |
| 09/10 | San Francisco | 3 | 91 | 30.3 | 34 | 0 | 0 | | | | | | |
| 09/18 | Cleveland | | | | | | | 1 | 0 | 0.0 | 0 | 0 | 0 |
| 09/24 | at Las Vegas | | | INJURED RESERVE | | | | | | ON INACTIVE LIST | | | |
| 10/01 | at Houston | | | INJURED RESERVE | | | | | | ON INACTIVE LIST | | | |
| 10/08 | Baltimore | | | INJURED RESERVE | | | | 1 | 24 | 24.0 | 24 | 0 | 0 |
| 10/22 | at L.A. Rams | | | | | | | | | | | | |
| 10/29 | Jacksonville | | | | | | | | | | | | |
| 11/02 | Tennessee | | | | | | | | | | | | |
| 11/12 | Green Bay | | | | | | | | | | | | |
| 11/19 | at Cleveland | | | | | | | | | | | | |
| 11/26 | at Cincinnati | | | | | | | | | | | | |
| 12/03 | Arizona | | | | | | | | | | | | |
| 12/07 | New England | | | | | | | | | | | | |
| 12/16 | at Indianapolis | | | | | | | | | | | | |
| 12/23 | Cincinnati | | | | | | | | | | | | |
| 12/31 | at Seattle | | | | | | | | | | | | |
| 01/07 | at Baltimore | | | | | | | | | | | | |
| TOTALS | | 3 | 91 | 30.3 | 34 | 0 | 0 | 2 | 24 | 12.0 | 24 | 0 | 0 |

| PUNT RETURNS: | | CALVIN AUSTIN III | | | | | | GUNNER OLSZEWSKI | | | | | |
|---------------|-----------------|-------------------|-----------|------------|-----------|----------|----------|------------------|----------|------------------|----------|----------|----------|
| DATE | OPP. | NO. | YDS | AVG | LG | FC | TD | NO. | YDS | AVG | LG | FC | TD |
| 09/10 | San Francisco | 1 | 2 | 2.0 | 2 | 0 | 0 | | | ON INACTIVE LIST | | | |
| 09/18 | Cleveland | 1 | 14 | 14.0 | 14 | 2 | 0 | 0 | 0 | 0.0 | 0 | 0 | 0 |
| 09/24 | at Las Vegas | 2 | 5 | 2.5 | 5 | 1 | 0 | | | ON INACTIVE LIST | | | |
| 10/01 | at Houston | 2 | 9 | 4.5 | 7 | 0 | 0 | | | ON INACTIVE LIST | | | |
| 10/08 | Baltimore | 0 | 0 | 0.0 | 0 | 0 | 0 | 1 | 8 | 8.0 | 8 | 1 | 0 |
| 10/22 | at L.A. Rams | | | | | | | | | | | | |
| 10/29 | Jacksonville | | | | | | | | | | | | |
| 11/02 | Tennessee | | | | | | | | | | | | |
| 11/12 | Green Bay | | | | | | | | | | | | |
| 11/19 | at Cleveland | | | | | | | | | | | | |
| 11/26 | at Cincinnati | | | | | | | | | | | | |
| 12/03 | Arizona | | | | | | | | | | | | |
| 12/07 | New England | | | | | | | | | | | | |
| 12/16 | at Indianapolis | | | | | | | | | | | | |
| 12/23 | Cincinnati | | | | | | | | | | | | |
| 12/31 | at Seattle | | | | | | | | | | | | |
| 01/07 | at Baltimore | | | | | | | | | | | | |
| TOTALS | | 6 | 30 | 5.0 | 14 | 3 | 0 | 1 | 8 | 8.0 | 8 | 1 | 0 |



10

WEEK 5

Baltimore Ravens 10, Pittsburgh Steelers 17
67,272 🌟 Acrisure Stadium 🌟 Oct 8, 2023



17

| | | | | | | |
|---------------------------|---|---|---|----|---|----|
| Baltimore Ravens | 7 | 3 | 0 | 0 | — | 10 |
| Pittsburgh Steelers | 0 | 3 | 0 | 14 | — | 17 |

SCORING DRIVES

| TEAM | QTR | TIME | SCORING PLAY | BAL | PIT |
|----------|-----|-------|--|-----|-----|
| Ravens | 1 | 06:15 | J.Hill 14 yd. run (J.Tucker kick) (7:59, 2:57) | 7 | 0 |
| Ravens | 2 | 12:23 | J.Tucker 23 yd. Field Goal (15:64, 7:22) | 10 | 0 |
| Steelers | 2 | 03:16 | C.Boswell 43 yd. Field Goal (7:26, 2:15) | 10 | 3 |
| Steelers | 4 | 11:12 | Punt blocked by M.Killebrew out of bounds in end zone for a Safety | 10 | 5 |
| Steelers | 4 | 07:10 | C.Boswell 25 yd. Field Goal (9:49, 4:02) | 10 | 8 |
| Steelers | 4 | 01:17 | G.Pickens 41 yd. pass from K.Pickett (pass failed) (8:80, 2:49) | 10 | 14 |
| Steelers | 4 | 00:49 | C.Boswell 42 yd. Field Goal (4-6, 0:13) | 10 | 17 |

BALTIMORE RAVENS

| PASSING | ATT | CP | YDS | SK/YD | TD | LG | INT | RTG |
|---------------|-----------|-----------|------------|-------------|----------|-----------|----------|-------------|
| Lamar Jackson | 38 | 22 | 236 | 4/26 | 0 | 30 | 1 | 65.2 |
| TOTAL | 38 | 22 | 236 | 4/26 | 0 | 30 | 1 | 65.2 |

| RUSHING | ATT | YDS | AVG | LG | TD |
|---------------|-----------|------------|------------|-----------|----------|
| Gus Edwards | 12 | 48 | 4.0 | 11 | 0 |
| Lamar Jackson | 6 | 45 | 7.5 | 26 | 0 |
| Justice Hill | 7 | 32 | 4.6 | 14t | 1 |
| TOTAL | 25 | 125 | 5.0 | 26 | 1 |

| RECEIVING | NO | YDS | AVG | LG | TD |
|-------------------|-----------|------------|-------------|-----------|----------|
| Mark Andrews | 6 | 65 | 10.8 | 16 | 0 |
| Zay Flowers | 5 | 73 | 14.6 | 29 | 0 |
| Nelson Agholor | 4 | 64 | 16.0 | 30 | 0 |
| Justice Hill | 4 | 13 | 3.3 | 10 | 0 |
| Odell Beckham Jr. | 2 | 13 | 6.5 | 7 | 0 |
| Rashod Bateman | 1 | 8 | 8.0 | 8 | 0 |
| TOTAL | 22 | 236 | 10.7 | 30 | 0 |

| TOP DEFENSE | TOT | SOLO | AST | SCK | YDS | INT |
|------------------|-----|------|-----|-----|-----|-----|
| Roquan Smith | 11 | 7 | 4 | 0.0 | 0.0 | 0 |
| Patrick Queen | 8 | 2 | 6 | 0.5 | 4.0 | 0 |
| Justin Madubuike | 5 | 3 | 2 | 0.5 | 4.0 | 0 |

| FIELD GOALS | FGM/FGA | PERCENT | RESULTS |
|---------------|------------|--------------|---------|
| Justin Tucker | 1-1 | 100.0 | 23G |
| TOTAL | 1-1 | 100.0 | |

PITTSBURGH STEELERS

| PASSING | ATT | CP | YDS | SK/YD | TD | LG | INT | RTG |
|---------------|-----------|-----------|------------|-------------|----------|------------|----------|-------------|
| Kenny Pickett | 32 | 18 | 224 | 3/22 | 1 | 41t | 0 | 88.5 |
| TOTAL | 32 | 18 | 224 | 3/22 | 1 | 41T | 0 | 88.5 |

| RUSHING | ATT | YDS | AVG | LG | TD |
|----------------|-----------|-----------|------------|-----------|----------|
| Jaylen Warren | 9 | 40 | 4.4 | 16 | 0 |
| Najee Harris | 14 | 37 | 2.6 | 8 | 0 |
| George Pickens | 1 | 16 | 16.0 | 16 | 0 |
| Kenny Pickett | 6 | -6 | -1.0 | 2 | 0 |
| TOTAL | 30 | 87 | 2.9 | 16 | 0 |

| RECEIVING | NO | YDS | AVG | LG | TD |
|-------------------|-----------|------------|-------------|------------|----------|
| George Pickens | 6 | 130 | 21.7 | 41t | 1 |
| Allen Robinson II | 5 | 29 | 5.8 | 10 | 0 |
| Jaylen Warren | 3 | 39 | 13.0 | 23 | 0 |
| Connor Heyward | 3 | 23 | 7.7 | 12 | 0 |
| Najee Harris | 1 | 3 | 3.0 | 3 | 0 |
| TOTAL | 18 | 224 | 12.4 | 41T | 1 |

| TOP DEFENSE | TOT | SOLO | AST | SCK | YDS | INT |
|--------------------|-----|------|-----|-----|-----|-----|
| Cole Holcomb | 9 | 8 | 1 | 0.0 | 0.0 | 0 |
| Minkah Fitzpatrick | 9 | 7 | 2 | 0.0 | 0.0 | 0 |
| Elandon Roberts | 8 | 5 | 3 | 0.0 | 0.0 | 0 |

| FIELD GOALS | FGM/FGA | PERCENT | RESULTS |
|---------------|------------|--------------|---------------|
| Chris Boswell | 3-3 | 100.0 | 43G, 25G, 42G |
| TOTAL | 3-3 | 100.0 | |

Team Statistics

| | | |
|------------------------------|----------|----------|
| First Downs | 19 | 17 |
| 3rd-Down Eff. (Made/Att/Pct) | 5/14/36% | 6/15/40% |
| 4th-Down Eff. (Made/Att/Pct) | 0/2/0% | 0/0/0% |
| Total Net Yards | 335 | 289 |
| Total Plays | 67 | 65 |
| Yards Per Play | 5.0 | 4.4 |
| Rushes/Net Yards | 25/125 | 30/87 |
| Net Passing | 210 | 202 |
| Pass Attempts/Completions | 38/22 | 32/18 |
| Had Intercepted | 1 | 0 |
| Sacked/Yards Lost | 4/26 | 3/22 |
| Punts/Average | 5/30.8 | 6/42.8 |
| Penalties/Yards | 2/20 | 3/30 |
| Fumbles/Lost | 4/2 | 1/1 |
| Possession Time | 30:14 | 29:46 |

Ravens Steelers



WEEK 4
Pittsburgh Steelers 6, Houston Texans 30
 71,399 🌟 NRG Stadium 🌟 Oct 1, 2023



| | | | | | | |
|---------------------------|----|---|---|----|---|----|
| Pittsburgh Steelers | 0 | 0 | 6 | 0 | — | 6 |
| Houston Texans | 10 | 6 | 0 | 14 | — | 30 |

SCORING DRIVES

| TEAM | QTR | TIME | SCORING PLAY | PIT | HOU |
|----------|-----|-------|---|-----|-----|
| Texans | 1 | 08:55 | N.Collins 2 yd. pass from C.Stroud (K.Fairbairn kick) (12-69, 6:05) | 0 | 7 |
| Texans | 1 | 01:20 | K.Fairbairn 36 yd. Field Goal (9-27, 3:26) | 0 | 10 |
| Texans | 2 | 12:09 | K.Fairbairn 38 yd. Field Goal (7-48, 2:43) | 0 | 13 |
| Texans | 2 | 00:00 | K.Fairbairn 39 yd. Field Goal (5-57, 0:41) | 0 | 16 |
| Steelers | 3 | 09:31 | C.Boswell 35 yd. Field Goal (10-58, 5:29) | 3 | 16 |
| Steelers | 3 | 05:47 | C.Boswell 23 yd. Field Goal (7-41, 2:53) | 6 | 16 |
| Texans | 4 | 10:50 | D.Schultz 6 yd. pass from D.Singletary (K.Fairbairn kick) (10-58, 5:20) | 6 | 23 |
| Texans | 4 | 03:39 | N.Collins 52 yd. pass from C.Stroud (K.Fairbairn kick) (11-86, 6:24) | 6 | 30 |

PITTSBURGH STEELERS

| PASSING | ATT | CP | YDS | SK/YD | TD | LG | INT | RTG |
|----------------|-----------|-----------|------------|-------------|----------|-----------|----------|-------------|
| Kenny Pickett | 23 | 15 | 114 | 3/21 | 0 | 32 | 1 | 59.0 |
| Mitch Trubisky | 5 | 3 | 18 | 0/0 | 0 | 8 | 0 | 67.1 |
| TOTAL | 28 | 18 | 132 | 3/21 | 0 | 32 | 1 | 60.4 |

| RUSHING | ATT | YDS | AVG | LG | TD |
|-------------------|-----------|------------|------------|-----------|----------|
| Najee Harris | 14 | 71 | 5.1 | 23 | 0 |
| Jaylen Warren | 8 | 29 | 3.6 | 18 | 0 |
| Kenny Pickett | 2 | 9 | 4.5 | 8 | 0 |
| Calvin Austin III | 1 | 5 | 5.0 | 5 | 0 |
| TOTAL | 25 | 114 | 4.6 | 23 | 0 |

| RECEIVING | NO | YDS | AVG | LG | TD |
|--------------------|-----------|------------|------------|-----------|----------|
| Jaylen Warren | 6 | 26 | 4.3 | 7 | 0 |
| George Pickens | 3 | 25 | 8.3 | 17 | 0 |
| Calvin Austin III | 3 | 24 | 8.0 | 12 | 0 |
| Pat Freiermuth | 3 | 7 | 2.3 | 9 | 0 |
| Najee Harris | 1 | 32 | 32.0 | 32 | 0 |
| Darnell Washington | 1 | 10 | 10.0 | 10 | 0 |
| Allen Robinson II | 1 | 8 | 8.0 | 8 | 0 |
| TOTAL | 18 | 132 | 7.3 | 32 | 0 |

| TOP DEFENSE | TOT | SOLO | AST | SCK | YDS | INT |
|--------------------|-----|------|-----|-----|-----|-----|
| Minkah Fitzpatrick | 11 | 7 | 4 | 0.0 | 0.0 | 0 |
| Elandon Roberts | 10 | 5 | 5 | 0.0 | 0.0 | 0 |
| Cole Holcomb | 7 | 4 | 3 | 0.0 | 0.0 | 0 |

| FIELD GOALS | FGM/FGA | PERCENT | RESULTS |
|---------------|------------|--------------|----------|
| Chris Boswell | 2-2 | 100.0 | 35G, 23G |
| TOTAL | 2-2 | 100.0 | |

HOUSTON TEXANS

| PASSING | ATT | CP | YDS | SK/YD | TD | LG | INT | RTG |
|------------------|-----------|-----------|------------|------------|----------|------------|----------|--------------|
| C.J. Stroud | 30 | 16 | 306 | 0/0 | 2 | 52t | 0 | 111.2 |
| Devin Singletary | 1 | 1 | 6 | 0/0 | 1 | 6t | 0 | 131.2 |
| TOTAL | 31 | 17 | 312 | 0/0 | 3 | 52T | 0 | 122.0 |

| RUSHING | ATT | YDS | AVG | LG | TD |
|------------------|-----------|------------|------------|-----------|----------|
| Dameon Pierce | 24 | 81 | 3.4 | 13 | 0 |
| Devin Singletary | 7 | 25 | 3.6 | 9 | 0 |
| C.J. Stroud | 4 | 16 | 4.0 | 11 | 0 |
| Tank Dell | 2 | 13 | 6.5 | 7 | 0 |
| Mike Boone | 1 | 4 | 4.0 | 4 | 0 |
| TOTAL | 38 | 139 | 3.7 | 13 | 0 |

| RECEIVING | NO | YDS | AVG | LG | TD |
|------------------|-----------|------------|-------------|------------|----------|
| Nico Collins | 7 | 168 | 24.0 | 52t | 2 |
| Dalton Schultz | 3 | 42 | 14.0 | 29 | 1 |
| Robert Woods | 3 | 26 | 8.7 | 13 | 0 |
| Dameon Pierce | 1 | 27 | 27.0 | 27 | 0 |
| John Metcalf III | 1 | 22 | 22.0 | 22 | 0 |
| Tank Dell | 1 | 16 | 16.0 | 16 | 0 |
| Devin Singletary | 1 | 11 | 11.0 | 11 | 0 |
| TOTAL | 17 | 312 | 18.4 | 52T | 3 |

| TOP DEFENSE | TOT | SOLO | AST | SCK | YDS | INT |
|------------------|-----|------|-----|-----|-----|-----|
| Christian Harris | 12 | 5 | 7 | 0.0 | 0.0 | 0 |
| Henry To'oTo'o | 7 | 3 | 4 | 0.0 | 0.0 | 0 |
| Grayland Arnold | 6 | 5 | 1 | 0.0 | 0.0 | 0 |

| FIELD GOALS | FGM/FGA | PERCENT | RESULTS |
|------------------|------------|--------------|---------------|
| Ka'imi Fairbairn | 3-3 | 100.0 | 36G, 38G, 39G |
| TOTAL | 3-3 | 100.0 | |

Team Statistics

Steelers Texans

| | | |
|------------------------------|----------|----------|
| First Downs | 12 | 24 |
| 3rd-Down Eff. (Made/Att/Pct) | 6/14/43% | 6/12/50% |
| 4th-Down Eff. (Made/Att/Pct) | 0/1/0% | 0/1/0% |
| Total Net Yards | 225 | 451 |
| Total Plays | 56 | 69 |
| Yards Per Play | 4.0 | 6.5 |
| Rushes/Net Yards | 25/114 | 38/139 |
| Net Passing | 111 | 312 |
| Pass Attempts/Completions | 28/18 | 31/17 |
| Had Intercepted | 1 | 0 |
| Sacked/Yards Lost | 3/21 | 0/0 |
| Punts/Average | 5/47.6 | 3/38.0 |
| Penalties/Yards | 2/18 | 8/63 |
| Fumbles/Lost | 2/0 | 2/0 |
| Possession Time | 27:25 | 32:35 |



23

WEEK 3

Pittsburgh Steelers 23, Las Vegas Raiders 18
62,541 Allegiant Stadium Sep 24, 2023



18

| | | | | | | |
|---------------------------|---|---|----|----|---|----|
| Pittsburgh Steelers | 7 | 6 | 10 | 0 | — | 23 |
| Las Vegas Raiders | 7 | 0 | 0 | 11 | — | 18 |

SCORING DRIVES

| TEAM | QTR | TIME | SCORING PLAY | PIT | LV |
|----------|-----|-------|--|-----|----|
| Raiders | 1 | 07:04 | D.Adams 32 yd. pass from J.Garoppolo (D.Carlson kick) (7-74, 3:23) | 0 | 7 |
| Steelers | 1 | 06:12 | C.Austin 72 yd. pass from K.Pickett (C.Boswell kick) (3-75, 0:52) | 7 | 7 |
| Steelers | 2 | 08:33 | C.Boswell 43 yd. Field Goal (8-44, 3:51) | 10 | 7 |
| Steelers | 2 | 01:56 | C.Boswell 42 yd. Field Goal (11-54, 5:08) | 13 | 7 |
| Steelers | 3 | 09:28 | C.Boswell 57 yd. Field Goal (9-52, 4:29) | 16 | 7 |
| Steelers | 3 | 03:56 | P.Freiermuth 13 yd. pass from K.Pickett (C.Boswell kick) (6-81, 3:19) | 23 | 7 |
| Raiders | 4 | 05:41 | D.Adams 1 yd. pass from J.Garoppolo (J.Garoppolo-M.Mayer pass) (11-80, 5:51) | 23 | 13 |
| Raiders | 4 | 02:22 | D.Carlson 26 yd. Field Goal (9-44, 2:13) | 23 | 18 |

PITTSBURGH STEELERS

| PASSING | ATT | CP | YDS | SK/YD | TD | LG | INT | RTG |
|---------------|-----------|-----------|------------|------------|----------|------------|----------|--------------|
| Kenny Pickett | 28 | 16 | 235 | 1/7 | 2 | 72t | 0 | 108.5 |
| TOTAL | 28 | 16 | 235 | 1/7 | 2 | 72T | 0 | 108.5 |

| RUSHING | ATT | YDS | AVG | LG | TD |
|----------------|-----------|------------|------------|-----------|----------|
| Najee Harris | 19 | 65 | 3.4 | 17 | 0 |
| Jaylen Warren | 8 | 29 | 3.6 | 11 | 0 |
| Kenny Pickett | 3 | 11 | 3.7 | 10 | 0 |
| Connor Heyward | 1 | 0 | 0.0 | 0 | 0 |
| TOTAL | 31 | 105 | 3.4 | 17 | 0 |

| RECEIVING | NO | YDS | AVG | LG | TD |
|-------------------|-----------|------------|-------------|------------|----------|
| George Pickens | 4 | 75 | 18.8 | 32 | 0 |
| Allen Robinson II | 4 | 24 | 6.0 | 8 | 0 |
| Pat Freiermuth | 3 | 41 | 13.7 | 14 | 1 |
| Jaylen Warren | 3 | 23 | 7.7 | 16 | 0 |
| Calvin Austin III | 2 | 72 | 36.0 | 72t | 1 |
| TOTAL | 16 | 235 | 14.7 | 72T | 2 |

| TOP DEFENSE | TOT | SOLO | AST | SCK | YDS | INT |
|--------------------|-----|------|-----|-----|-----|-----|
| Minkah Fitzpatrick | 11 | 7 | 4 | 0.0 | 0.0 | 0 |
| Kwon Alexander | 7 | 5 | 2 | 0.0 | 0.0 | 0 |
| Levi Wallace | 6 | 4 | 2 | 0.0 | 0.0 | 2 |

| FIELD GOALS | FGM/FGA | PERCENT | RESULTS |
|---------------|------------|--------------|---------------|
| Chris Boswell | 3-3 | 100.0 | 43G, 42G, 57G |
| TOTAL | 3-3 | 100.0 | |

LAS VEGAS RAIDERS

| PASSING | ATT | CP | YDS | SK/YD | TD | LG | INT | RTG |
|-----------------|-----------|-----------|------------|-------------|----------|------------|----------|-------------|
| Jimmy Garoppolo | 44 | 28 | 324 | 4/31 | 2 | 32t | 3 | 72.5 |
| TOTAL | 44 | 28 | 324 | 4/31 | 2 | 32T | 3 | 72.5 |

| RUSHING | ATT | YDS | AVG | LG | TD |
|-----------------|-----------|-----------|------------|-----------|----------|
| Josh Jacobs | 17 | 62 | 3.6 | 10 | 0 |
| Jimmy Garoppolo | 2 | 7 | 3.5 | 7 | 0 |
| TOTAL | 19 | 69 | 3.6 | 10 | 0 |

| RECEIVING | NO | YDS | AVG | LG | TD |
|----------------|-----------|------------|-------------|------------|----------|
| Davante Adams | 13 | 172 | 13.2 | 32t | 2 |
| Jakobi Meyers | 7 | 85 | 12.1 | 18 | 0 |
| Josh Jacobs | 3 | 18 | 6.0 | 6 | 0 |
| Hunter Renfrow | 2 | 17 | 8.5 | 10 | 0 |
| Ameer Abdullah | 2 | 16 | 8.0 | 13 | 0 |
| DeAndre Carter | 1 | 16 | 16.0 | 16 | 0 |
| TOTAL | 28 | 324 | 11.6 | 32T | 2 |

| TOP DEFENSE | TOT | SOLO | AST | SCK | YDS | INT |
|-----------------|-----|------|-----|-----|-----|-----|
| Divine Deablo | 8 | 4 | 4 | 0.0 | 0.0 | 0 |
| Robert Spillane | 7 | 6 | 1 | 0.0 | 0.0 | 0 |
| Marcus Peters | 6 | 5 | 1 | 0.0 | 0.0 | 0 |

| FIELD GOALS | FGM/FGA | PERCENT | RESULTS |
|----------------|------------|--------------|---------|
| Daniel Carlson | 1-1 | 100.0 | 26G |
| TOTAL | 1-1 | 100.0 | |

Team Statistics

| | Steelers | Raiders |
|------------------------------|----------|----------|
| First Downs | 17 | 19 |
| 3rd-Down Eff. (Made/Att/Pct) | 6/15/40% | 4/13/31% |
| 4th-Down Eff. (Made/Att/Pct) | 0/0/0% | 1/2/50% |
| Total Net Yards | 333 | 362 |
| Total Plays | 60 | 67 |
| Yards Per Play | 5.6 | 5.4 |
| Rushes/Net Yards | 31/105 | 19/69 |
| Net Passing | 228 | 293 |
| Pass Attempts/Completions | 28/16 | 44/28 |
| Had Intercepted | 0 | 3 |
| Sacked/Yards Lost | 1/7 | 4/31 |
| Punts/Average | 6/53.8 | 5/52.4 |
| Penalties/Yards | 6/45 | 7/60 |
| Fumbles/Lost | 0/0 | 1/0 |
| Possession Time | 30:03 | 29:57 |

Steelers Raiders



22

WEEK 2

Cleveland Browns 22, Pittsburgh Steelers 26
67,576 🌐 Acrisure Stadium 🌐 Sep 18, 2023



26

| | | | | | | |
|---------------------------|---|----|---|---|---|----|
| Cleveland Browns | 3 | 11 | 8 | 0 | — | 22 |
| Pittsburgh Steelers | 7 | 9 | 3 | 7 | — | 26 |

SCORING DRIVES

| TEAM | QTR | TIME | SCORING PLAY | CLE | PIT |
|----------|-----|-------|--|-----|-----|
| Steelers | 1 | 14:51 | A.Highsmith 30 yd. interception return (C.Boswell kick) | 0 | 7 |
| Browns | 1 | 08:46 | D.Hopkins 43 yd. Field Goal (11-50, 6:05) | 3 | 7 |
| Browns | 2 | 14:02 | J.Ford 3 yd. pass from D.Watson (J.Ford run) (4-23, 1:06) | 9 | 7 |
| Steelers | 2 | 09:11 | C.Boswell 52 yd. Field Goal (4-5, 1:20) | 11 | 10 |
| Steelers | 2 | 06:05 | G.Pickens 71 yd. pass from K.Pickett (run failed) (4-82, 1:36) | 11 | 16 |
| Browns | 2 | 00:22 | D.Hopkins 55 yd. Field Goal (7-38, 2:24) | 14 | 16 |
| Steelers | 3 | 11:47 | C.Boswell 50 yd. Field Goal (9-44, 3:13) | 14 | 19 |
| Browns | 3 | 10:01 | P.Strong 1 yd. run (D.Watson run) (4-75, 1:46) | 22 | 19 |
| Steelers | 4 | 06:58 | T.Watt 16 yd. fumble return (C.Boswell kick) | 22 | 26 |

CLEVELAND BROWNS

| PASSING | ATT | CP | YDS | SK/YD | TD | LG | INT | RTG |
|----------------|-----------|-----------|------------|-------------|----------|-----------|----------|-------------|
| Deshaun Watson | 40 | 22 | 235 | 6/25 | 1 | 29 | 1 | 70.3 |
| TOTAL | 40 | 22 | 235 | 6/25 | 1 | 29 | 1 | 70.3 |

| RUSHING | ATT | YDS | AVG | LG | TD |
|-------------------|-----------|------------|------------|-----------|----------|
| Jerome Ford | 16 | 106 | 6.6 | 69 | 0 |
| Nick Chubb | 10 | 64 | 6.4 | 20 | 0 |
| Deshaun Watson | 6 | 22 | 3.7 | 12 | 0 |
| Elijah Moore | 1 | 5 | 5.0 | 5 | 0 |
| Pierre Strong Jr. | 2 | 1 | 0.5 | 1t | 1 |
| TOTAL | 35 | 198 | 5.7 | 69 | 1 |

| RECEIVING | NO | YDS | AVG | LG | TD |
|-----------------------|-----------|------------|-------------|-----------|----------|
| Amari Cooper | 7 | 90 | 12.9 | 23 | 0 |
| David Njoku | 4 | 48 | 12.0 | 29 | 0 |
| Elijah Moore | 3 | 36 | 12.0 | 16 | 0 |
| David Bell | 3 | 27 | 9.0 | 14 | 0 |
| Jerome Ford | 3 | 25 | 8.3 | 14 | 1 |
| Donovan Peoples-Jones | 1 | 7 | 7.0 | 7 | 0 |
| Jordan Akins | 1 | 2 | 2.0 | 2 | 0 |
| TOTAL | 22 | 235 | 10.7 | 29 | 1 |

| TOP DEFENSE | TOT | SOLO | AST | SCK | YDS | INT |
|-------------------------|-----|------|-----|-----|-----|-----|
| Grant Delpit | 6 | 4 | 2 | 0.0 | 0.0 | 1 |
| Denzel Ward | 5 | 5 | 0 | 0.0 | 0.0 | 0 |
| Jeremiah Owusu-Koramoah | 4 | 4 | 0 | 0.0 | 0.0 | 0 |

| FIELD GOALS | FGM/FGA PERCENT | RESULTS |
|----------------|-----------------|----------------|
| Dustin Hopkins | 2-3 66.7 | 43G, 43WL, 55G |
| TOTAL | 2-3 66.0 | |

PITTSBURGH STEELERS

| PASSING | ATT | CP | YDS | SK/YD | TD | LG | INT | RTG |
|---------------|-----------|-----------|------------|-------------|----------|------------|----------|-------------|
| Kenny Pickett | 30 | 15 | 222 | 2/22 | 1 | 71t | 1 | 71.8 |
| TOTAL | 30 | 15 | 222 | 2/22 | 1 | 71T | 1 | 71.8 |

| RUSHING | ATT | YDS | AVG | LG | TD |
|-------------------|-----------|-----------|------------|-----------|----------|
| Najee Harris | 10 | 43 | 4.3 | 21 | 0 |
| Jaylen Warren | 6 | 20 | 3.3 | 8 | 0 |
| Calvin Austin III | 1 | -2 | -2.0 | -2 | 0 |
| Kenny Pickett | 4 | -6 | -1.5 | -1 | 0 |
| TOTAL | 21 | 55 | 2.6 | 21 | 0 |

| RECEIVING | NO | YDS | AVG | LG | TD |
|-------------------|-----------|------------|-------------|------------|----------|
| George Pickens | 4 | 127 | 31.8 | 71t | 1 |
| Jaylen Warren | 4 | 66 | 16.5 | 30 | 0 |
| Allen Robinson II | 2 | 12 | 6.0 | 7 | 0 |
| Calvin Austin III | 1 | 10 | 10.0 | 10 | 0 |
| Miles Boykin | 1 | 5 | 5.0 | 5 | 0 |
| Pat Freiermuth | 1 | 2 | 2.0 | 2 | 0 |
| Najee Harris | 1 | 0 | 0.0 | 0 | 0 |
| Gunner Olszewski | 1 | 0 | 0.0 | 0 | 0 |
| TOTAL | 15 | 222 | 14.8 | 71T | 1 |

| TOP DEFENSE | TOT | SOLO | AST | SCK | YDS | INT |
|----------------|-----|------|-----|-----|-----|-----|
| Kwon Alexander | 9 | 8 | 1 | 0.0 | 0.0 | 0 |
| Cole Holcomb | 8 | 3 | 5 | 0.0 | 0.0 | 0 |
| Alex Highsmith | 7 | 5 | 2 | 1.0 | 4.0 | 1 |

| FIELD GOALS | FGM/FGA PERCENT | RESULTS |
|---------------|------------------|----------|
| Chris Boswell | 2-2 100.0 | 52G, 50G |
| TOTAL | 2-2 100.0 | |

Team Statistics

| | | |
|------------------------------|----------|----------|
| First Downs | 20 | 9 |
| 3rd-Down Eff. (Made/Att/Pct) | 5/16/31% | 4/14/29% |
| 4th-Down Eff. (Made/Att/Pct) | 0/2/0% | 0/0/0% |
| Total Net Yards | 408 | 255 |
| Total Plays | 81 | 53 |
| Yards Per Play | 5.0 | 4.8 |
| Rushes/Net Yards | 35/198 | 21/55 |
| Net Passing | 210 | 200 |
| Pass Attempts/Completions | 40/22 | 30/15 |
| Had Intercepted | 1 | 1 |
| Sacked/Yards Lost | 6/25 | 2/22 |
| Punts/Average | 5/47.6 | 7/45.7 |
| Penalties/Yards | 8/81 | 5/31 |
| Fumbles/Lost | 4/3 | 1/1 |
| Possession Time | 35:28 | 24:32 |

Browns Steelers



30

WEEK 1

San Francisco 49ers 30, Pittsburgh Steelers 7
67,679 🏟️ Acrisure Stadium 🏟️ Sep 10, 2023



7

| | | | | | | |
|---------------------------|----|----|---|---|---|----|
| San Francisco 49ers | 10 | 10 | 7 | 3 | — | 30 |
| Pittsburgh Steelers | 0 | 7 | 0 | 0 | — | 7 |

SCORING DRIVES

| TEAM | QTR | TIME | SCORING PLAY | SF | PIT |
|----------|-----|-------|---|----|-----|
| 49ers | 1 | 09:29 | B.Aiyuk 8 yd. pass from B.Purdy (J.Moody kick) (7-54, 3:46) | 6 | 0 |
| 49ers | 1 | 04:38 | J.Moody 41 yd. Field Goal (6-25, 3:22) | 10 | 0 |
| 49ers | 2 | 13:30 | B.Aiyuk 19 yd. pass from B.Purdy (J.Moody kick) (9-68, 4:35) | 17 | 0 |
| 49ers | 2 | 08:22 | J.Moody 32 yd. Field Goal (7-37, 3:55) | 20 | 0 |
| Steelers | 2 | 00:10 | P.Freiermuth 3 yd. pass from K.Pickett (C.Boswell kick) (12-95, 1:25) | 20 | 7 |
| 49ers | 3 | 14:02 | C.McCaffrey 65 yd. run (J.Moody kick) (2-75, 0:58) | 27 | 7 |
| 49ers | 4 | 05:30 | J.Moody 40 yd. Field Goal (9-29, 4:38) | 30 | 7 |

SAN FRANCISCO 49ERS

| PASSING | ATT | CP | YDS | SK/YD | TD | LG | INT | RTG |
|--------------|-----------|-----------|------------|-------------|----------|-----------|----------|--------------|
| Brook Purdy | 29 | 19 | 220 | 3/17 | 2 | 23 | 0 | 111.3 |
| TOTAL | 29 | 19 | 220 | 3/17 | 2 | 23 | 0 | 111.3 |

| RUSHING | ATT | YDS | AVG | LG | TD |
|---------------------|-----------|------------|------------|------------|----------|
| Christian McCaffrey | 22 | 152 | 6.9 | 65t | 1 |
| Brook Purdy | 3 | 20 | 6.7 | 17 | 0 |
| Elijah Mitchell | 5 | 10 | 2.0 | 4 | 0 |
| Deebo Samuel | 2 | 8 | 4.0 | 5 | 0 |
| Sam Darnold | 2 | -2 | -1.0 | -1 | 0 |
| TOTAL | 34 | 188 | 5.5 | 65T | 1 |

| RECEIVING | NO | YDS | AVG | LG | TD |
|---------------------|-----------|------------|-------------|-----------|----------|
| Brandon Aiyuk | 8 | 129 | 16.1 | 23 | 2 |
| Deebo Samuel | 5 | 55 | 11.0 | 22 | 0 |
| George Kittle | 3 | 19 | 6.3 | 11 | 0 |
| Christian McCaffrey | 3 | 17 | 5.7 | 7 | 0 |
| TOTAL | 19 | 220 | 11.6 | 23 | 2 |

| TOP DEFENSE | TOT | SOLO | AST | SCK | YDS | INT |
|-------------------|-----|------|-----|-----|-----|-----|
| Deommodore Lenoir | 10 | 8 | 2 | 0.0 | 0.0 | 0 |
| Fred Warner | 8 | 5 | 3 | 0.0 | 0.0 | 0 |
| Dre Greenlaw | 6 | 3 | 3 | 0.0 | 0.0 | 0 |

| FIELD GOALS | FGM/FGA | PERCENT | RESULTS |
|--------------|------------|--------------|---------------|
| Jake Moody | 3-3 | 100.0 | 41G, 32G, 40G |
| TOTAL | 3-3 | 100.0 | |

PITTSBURGH STEELERS

| PASSING | ATT | CP | YDS | SK/YD | TD | LG | INT | RTG |
|---------------|-----------|-----------|------------|-------------|----------|-----------|----------|-------------|
| Kenny Pickett | 46 | 31 | 232 | 5/34 | 1 | 31 | 2 | 68.4 |
| TOTAL | 46 | 31 | 232 | 5/34 | 1 | 31 | 2 | 68.4 |

| RUSHING | ATT | YDS | AVG | LG | TD |
|---------------|-----------|-----------|------------|-----------|----------|
| Najee Harris | 6 | 31 | 5.2 | 24 | 0 |
| Jaylen Warren | 3 | 6 | 2.0 | 3 | 0 |
| Kenny Pickett | 1 | 4 | 4.0 | 4 | 0 |
| TOTAL | 10 | 41 | 4.1 | 24 | 0 |

| RECEIVING | NO | YDS | AVG | LG | TD |
|-----------------------|-----------|------------|------------|-----------|----------|
| Calvin Austin III | 6 | 37 | 6.2 | 13 | 0 |
| Allen Robinson II | 5 | 64 | 12.8 | 31 | 0 |
| George Pickens | 5 | 36 | 7.2 | 9 | 0 |
| Jaylen Warren | 5 | 12 | 2.4 | 9 | 0 |
| Diontae Johnson | 3 | 48 | 16.0 | 26 | 0 |
| Connor Heyward | 2 | 19 | 9.5 | 11 | 0 |
| Anthony McFarland Jr. | 2 | 11 | 5.5 | 6 | 0 |
| Najee Harris | 2 | 2 | 1.0 | 4 | 0 |
| Pat Freiermuth | 1 | 3 | 3.0 | 3t | 1 |
| TOTAL | 31 | 232 | 7.5 | 31 | 1 |

| TOP DEFENSE | TOT | SOLO | AST | SCK | YDS | INT |
|-----------------|-----|------|-----|-----|-----|-----|
| Kwon Alexander | 8 | 7 | 1 | 0.0 | 0.0 | 0 |
| Elandon Roberts | 8 | 6 | 2 | 0.0 | 0.0 | 0 |
| Alex Highsmith | 7 | 4 | 3 | 0.0 | 0.0 | 0 |

| FIELD GOALS | FGM/FGA | PERCENT | RESULTS |
|-------------|----------------|---------|---------|
| | No Field Goals | | |

Team Statistics

| | | |
|------------------------------|----------|----------|
| First Downs | 22 | 15 |
| 3rd-Down Eff. (Made/Att/Pct) | 6/13/46% | 5/15/33% |
| 4th-Down Eff. (Made/Att/Pct) | 1/1/100% | 1/3/33% |
| Total Net Yards | 391 | 239 |
| Total Plays | 66 | 61 |
| Yards Per Play | 5.9 | 3.9 |
| Rushes/Net Yards | 34/188 | 10/41 |
| Net Passing | 203 | 198 |
| Pass Attempts/Completions | 29/19 | 46/31 |
| Had Intercepted | 0 | 2 |
| Sacked/Yards Lost | 3/17 | 5/34 |
| Punts/Average | 3/44.7 | 6/42.3 |
| Penalties/Yards | 11/85 | 6/60 |
| Fumbles/Lost | 3/1 | 0/0 |
| Possession Time | 37:23 | 22:37 |

49ers Steelers

THE LAST TIME THE STEELERS/OPPONENT...

Overtime Game Won

By Steelers – Pittsburgh 23, Cincinnati 20, 09/11/22
By Opponent – Chicago 23, Pittsburgh 17, 09/24/17

Tie Game

Home – Pittsburgh 16, Detroit 16, 11/14/21
Away – Pittsburgh 21, at Cleveland 21, 09/09/18

Shutout

By Steelers – Pittsburgh 27, St. Louis 0, 12/24/11
By Opponent – Jacksonville 9, Pittsburgh 0, 09/18/06

Kickoff Returned for a TD

By Steelers – Juju Smith Schuster (96 yards) vs. Cleveland, 12/31/17
By Opponent – Jacoby Jones (108 yards) vs. Baltimore, 11/02/14

Punt Returned for a TD

By Steelers – **Diontae Johnson** (85 yards) vs. Arizona, 12/08/19
By Opponent – Desmond King II vs. L.A. Chargers, 12/12/18

Intercepted Pass Returned for a TD

By Steelers – **Alex Highsmith** (30 yards) vs. Cleveland, 09/18/23
By Opponent – Mike Hilton (24 yards) at Cincinnati, 11/28/21

Fumble Returned for a TD

By Steelers – **T.J. Watt** (16 yards) vs. Cleveland, 09/18/23
By Opponent – Denzel Ward (0 yards) at Cleveland, 09/22/22

Blocked Punt

By Steelers – **Miles Killebrew** vs. Baltimore, 10/08/23
By Opponent – Javorius Allen at Baltimore, 11/06/16

Blocked Punt for a TD

By Steelers – Ulysees Gilbert III (8 yards) at Buffalo, 09/12/21
By Opponent – Chris Moore (14 yards) at Baltimore, 11/06/16

Blocked Field Goal

By Steelers – **Cam Heyward** at Buffalo, 10/09/22
By Opponent – Calais Campbell vs. Baltimore, 12/11/22

Blocked Field Goal for a TD

By Steelers – Bob O'Neill (73 yards) vs. Chicago Cardinals, 10/13/57
By Opponent – Chris Moore (14 yards) at Baltimore, 11/06/16

Blocked PAT

By Steelers – **Minkah Fitzpatrick** at Cincinnati, 09/11/22
By Opponent – Tyrone Crawford at Dallas, 11/08/20



Minkah Fitzpatrick Intercepted Pass for a TD 09/11/22 at Cincinnati

Safety Scored

By Steelers – vs. Baltimore (**Miles Killebrew** blocked punt out of endzone), 10/08/23
By Opponent – at Baltimore Ravens (Devlin Hodges called for intentional grounding in the endzone), 12/29/19

Two 100-Yard Rushers in Same Game

By Steelers – at Carolina (Le'Veon Bell 147, LeGarrette Blount 118), 09/21/14
By Opponent – None

200 Yards Rushing

By Steelers – Le'Veon Bell (236 yards) at Buffalo, 12/11/16
By Opponent – Dalvin Cook (205 yards) at Minnesota, 12/09/21

300 Yards Passing

By Steelers – **Kenny Pickett** (327 yards) at Cincinnati, 10/09/22
By Opponent – Jimmy Garoppolo (324 yards) at Las Vegas, 09/24/23

400 Yards Passing

By Steelers – Ben Roethlisberger (402 yards) at Denver, 11/25/18
By Opponent – Josh Allen (424 yards) at Buffalo, 10/09/22

500 Yards Passing

By Steelers – Ben Roethlisberger (506 yards) vs. Baltimore, 12/10/17
By Opponent – None

200 Yards Receiving

By Steelers – Markus Wheaton (201 yards) at Seattle, 11/29/15
By Opponent – A.J. Green (224 yards) at Cincinnati, 12/07/14

Four TD Passes

By Steelers – Ben Roethlisberger vs. Cincinnati, 11/15/20
By Opponent – Joe Burrow vs. Cincinnati, 11/20/22

Five TD Passes

By Steelers – Ben Roethlisberger vs. Carolina, 11/8/18
By Opponent – Russell Wilson at Seattle, 11/29/15

Six TD Passes

By Steelers – Ben Roethlisberger vs. Baltimore, 11/2/14
By Opponent – Patrick Mahomes vs. Kansas City, 9/16/18

Three TD Receptions

By Steelers – Chase Claypool vs. Philadelphia, 10/11/20
By Opponent – Samajie Perine vs. Cincinnati, 11/20/22

Four TD Receptions

By Steelers – Roy Jefferson vs. Atlanta, 11/3/68
By Opponent – Don Beebe at Buffalo, 9/8/91

Three TDs Rushing

By Steelers – Le'Veon Bell at Buffalo, 12/11/16
By Opponent – Arlen Harris vs. St. Louis, 10/26/03

Four Field Goals

By Steelers – Matthew Wright at Atlanta, 12/04/22
By Opponent – Justin Tucker vs. Baltimore, 09/30/18

Five Field Goals

By Steelers – **Chris Boswell** at Cincinnati, 10/22/17
By Opponent – Matt Prater at Detroit, 10/29/17

THE LAST TIME THE STEELERS/OPPONENT...

Six Field GoalsBy Steelers – **Chris Boswell** at Cincinnati, 12/18/16

By Opponent – Todd Peterson vs. Seattle, 09/26/99

Three Interceptions

By Steelers – Darren Perry at Cleveland, 09/11/94

By Opponent – Dick Anderson (4) at Miami, 12/03/73

Four Interceptions

By Steelers – Jack Butler vs. Washington, 12/13/53

By Opponent – Dick Anderson at Miami, 12/03/73

Three SacksBy Steelers – **T.J. Watt** vs. San Francisco, 09/10/23

By Opponent – Drake Jackson vs. San Francisco, 09/10/23

Four SacksBy Steelers – **T.J. Watt** vs. Cleveland, 01/03/22

By Opponent – Alfred Williams vs. Cincinnati, 10/16/94

Five Sacks

By Steelers – Joe Greene at Houston, 12/10/72

By Opponent – None

Gained 500 Yards of Total Offense

By Steelers – 527 (75 rush, 452 pass) at Denver, 11/25/18

By Opponent – 552 (120 rush, 432 pass) at Buffalo, 10/09/22

Limited Team to Under 100 Yards of Total Offense

By Steelers – 98 (81 rush, 17 pass), 10/29/06 at Oakland

By Opponent – 53 (36 rush, 17 pass), 9/10/89 vs. Cleveland

Three Interceptions (TEAM)

By Steelers – at Las Vegas, 09/25/23

By Opponent – vs. Baltimore, 12/11/22

Four Interceptions (TEAM)

By Steelers – at Cincinnati, 09/11/22

By Opponent – vs. N.Y. Jets, 10/02/22

Five Interceptions (TEAM)

By Steelers: 12/05/93 vs. New England

By Opponent: 10/08/17 vs. Jacksonville

Five Takeaways (TEAM)

By Steelers – (5) at Cincinnati (4 INT, 1 FUM), 09/11/22

By Opponent – (5) vs. Buffalo (4 INT, 1 FUM), 12/15/19

Six Takeaways (TEAM)

By Steelers – (7) at Tennessee (3 INT, 4 FUM), 09/19/10

By Opponent – (6) at Cleveland (4 INT, 2 FUM), 09/09/18

Two 100-Yard Receivers in Same Game

By Steelers – at New Orleans (Brown 185, Smith-Schuster 115), 12/23/18

By Opponent – at Buffalo (Davis 171, Diggs 102), 10/09/22

100 Yards Rushing

By Steelers – at Houston (25-114), 10/01/23

By Opponent – vs. Baltimore (25-125), 10/08/23

200 Yards Rushing

By Steelers vs. New Orleans (43-217), 11/13/22

By Opponent vs. Baltimore (42-215), 12/11/22

100-Yard Rusher and 100-Yard ReceiverBy Steelers – Denver (**Harris** 122, Claypool 130), 10/10/2021

By Opponent – vs. San Francisco (McCaffrey 152, Aiyuk 129), 09/10/23

100-Yard Rusher and Two 100-Yard Receivers

By Steelers – at Cincinnati (Conner 111, Smith-Schuster 111, Brown 105), 10/07/18

By Opponent – at New England (Ridley 115, Gronkowski 143, Dobson 130), 11/03/13

100-Yard Rusher, 300-Yard Passer and 100-Yard Receiver

By Steelers – at Cleveland (Conner 135, Roethlisberger 335, Smith-Schuster 119), 09/09/18

By Opponent – vs. Dallas (Elliott 114, Prescott 319, Bryant 116), 01/13/16

100-Yard Rusher, 300-Yard Passer and Two 100-Yard Receivers

By Steelers – at Cincinnati (Conner 111, Smith-Schuster 111, Brown 105, Roethlisberger 369), 10/14/18

By Opponent – at New England (Ridley 115, Brady 432, Gronkowski 143, Dobson 130), 11/03/13

100-Yard Rusher and 300-Yard Passer

By Steelers – vs. Indianapolis (D. Williams 134, Roethlisberger 364), 12/06/15

By Opponent – at New England (Ridley 115, Brady 432), 11/03/13

100-Yard Receiver and 300-Yard PasserBy Steelers – vs. Cincinnati (**Harris** 116, Roethlisberger 318), 09/26/21

By Opponent – at Houston (Collins 172, Stroud 324), 10/01/23

Two 100-Yard Receivers and 300-Yard Passer

By Steelers – at New Orleans (Brown 185, Smith-Schuster 115, Roethlisberger 462), 12/23/18

By Opponent – at Buffalo (Davis 171, Diggs 102, Allen 424), 10/09/22

100-Yard Rusher, 100-Yard Receiver, 200-Yard Receiver and 400-Yard Passer

By Steelers vs. Atlanta (Zereoue 123, Burress 253, Ward 139, Maddox 473), 11/10/02

By Opponent – None

100-Yard Rusher, Two 100-Yard Receivers and 400-Yard Passer

By Steelers vs. Atlanta (Zereoue 123, Burress 253, Ward 139, Maddox 473), 11/10/02

By Opponent: at New England (Ridley 115, Gronkowski 143, Dobson 130, Brady 432), 11/03/13

Three 100-Yard Receivers and 300-Yard Passer

By Steelers vs. Chicago Cardinals (Orr 205, McClair 139, Tracy 106, Layne 409), 12/13/58

By Opponent – at St. Louis (D. Williams 114, Conrad 133, Smith 105, Hart 353), 11/10/68

Three Rushing Touchdowns

By Steelers – vs. Cleveland (Connor 1, Claypool 1, Snell 1), 10/18/20

By Opponent – at Cincinnati (Mixon 2, Burrow 1), 11/28/21

Four Rushing Touchdowns

By Steelers – Detroit (Bettis 3, Roethlisberger 1), 01/01/06

By Opponent – at San Diego (McGee 2, Anderson 1, Spencer 1), 12/8/85

THE LAST TIME THE STEELERS/OPPONENT ...

Five Rushing Touchdowns

By Steelers – at Kansas City (Bettis 2, Stewart 2, Pegram 1), 11/03/96
 By Opponent – at Cleveland (Hanulak 3, Morrison 1, Reynolds 1), 12/12/54

Three Touchdown Passes

By Steelers – at L.A. Chargers (Roethlisberger 3), 11/21/21
 By Opponent – at L.A. Chargers (Herbert 3), 11/21/21

Four Touchdown Passes

By Steelers – vs. Cincinnati (Roethlisberger 4), 11/15/20
 By Opponent – vs. Cincinnati (Burrow 4), 11/20/22

Five Touchdown Passes

By Steelers – vs. Carolina (Roethlisberger 5), 11/08/18
 By Opponent – at Seattle (Wilson 5), 11/29/15

Six Touchdown Passes

By Steelers – vs. Baltimore (Roethlisberger 6), 11/02/14
 By Opponent – vs. Kansas City (Mahomes 6), 09/16/18

Six Sacks

By Steelers – vs. Cleveland (6-25), 09/18/23
 By Opponent – vs. New Orleans (6-37), 11/13/22

Seven Sacks

By Steelers – at Cincinnati (7-39), 9/11/22
 By Opponent – at Cleveland (8-60), 12/20/09

Eight or more Sacks

By Steelers – vs. Cleveland (9-46), 01/03/22
 By Opponent – at Cleveland (8-60), 12/20/09

Two Opponent Fumble Recoveries

By Steelers – vs. Baltimore (**Kazee 1, Watt 1**), 10/08/23
 By Opponent – at New Orleans (Okafor 1, Davis 1), 12/23/18

Three Opponent Fumble Recoveries

By Steelers – vs. Cleveland (**Kazee 1, Ogunjobi 1, Watt 1**), 09/18/23
 By Opponent – at Cleveland (Schobert 2, Peppers 1), 9/9/18

Shutout on Road

By Steelers – at Cleveland (41-0), 12/24/05
 By Opponent – at Baltimore (0-27), 11/26/06

Shutout at Home

By Steelers – vs. St. Louis (27-0), 12/24/11
 By Opponent – vs. Baltimore (0-16), 9/3/00

Overtime Win away from Pittsburgh

By Steelers – at Cincinnati (23-20), 9/11/22
 By Opponent – at Dallas (27-24), 12/16/12

Overtime Win in Pittsburgh

By Steelers – vs. Seattle (23-20), 10/17/21
 By Opponent – vs. Baltimore (23-20), 10/1/15

40 Points

By Steelers – vs. Atlanta (41-17), 10/17/18
 By Opponent – at Cincinnati (41-10), 11/28/21

50 Points

By Steelers – vs. Carolina (52-21), 11/8/18
 By Opponent – at New England (55-31), 11/3/13

Two-Point Conversion

By Steelers – vs. Cleveland (**Pickett - Johnson** pass), 1/8/23
 By Opponent – at Las Vegas (Garoppolo-Mayer pass), 9/24/23

Missed Point-After-Touchdown Attempt

By Steelers – vs. Chicago (**Chris Boswell** missed kick), 11/8/21
 By Opponent – at Cleveland (Cade York hit right upright), 9/22/22